

Elizabethton Water Resources Construction Report: Month Ending November 24, 2021

Summary: Water Resources would like to congratulate and offer best wishes to Water Quality Technician Terry Chambers as he begins his new journey into retirement at the end of the month. Terry has been an invaluable asset and friend to the department who will not be easily replaced. This has especially held true over the past month as we have encountered an unusually high number of leaks, including a major break on Milligan Highway. Many of these repairs required dewatering and relied heavily on the system knowledge Terry possesses.

The water line-laying crew have completed the horizontal drilling portion of their four-street water line replacement project in the Central Community and are now in progress on the final tie-overs to complete the work. They are still awaiting word to begin the Reeser Road Bridge water line replacement. Also, the department is preparing a 6" main water line extension from Love Street to accommodate The Landings at West End subdivision. Furthermore, in effort to eliminate galvanized lines from the system, staff have identified streets with two main lines that crews will target upon completion of the aforementioned projects. Watauga Avenue and Dixon Street will be the two primary areas to begin.

Sewer crews have begun repairing defects found during the recent smoke testing. Along with the repairs, they are collecting follow-up CCTV footage of identified storm drains in effort to eliminate illicit connections within the collections system. Aside from this, crews responded to a high number of blockages, a few of which required emergency excavation to restore service.



Main water line repair near Powder Branch and Milligan Highway.

WATER

Distribution Data:	November 2019	November 2020	November 2021	Total 2019-20	Total 2020-21	To-Date 2021-22**
Galvanized Replaced/Taken out of Service (LF)	6,113	0	0	16,465	17,295	4,756
Galvanized Laterals Replaced (LF)	---	30	10	383	720	316
Other Laterals Replaced (LF)	---	0	0	8,351	1,516	120
Large Diam. Replaced/Taken out of Service (LF)	4.5	0	0	4.5	0	0
Total Replaced/Taken out of Service (LF)	6,117.5	30	10	25,203.5	19,531	5,186
Total Leaks Repaired	24	39	60	361	326	215
Total Leaks False Reports	13	9	9	112	103	47
Total Leaks Left to Repair	35	26	20	---	---	---
Number of Meters Replaced	47	21	16	243	447	81
Customer Complaints	8	6	3	71	43	22
Overtime	99.5	52	93	778.75	653.5	420
Total Job Tickets	83	117	153	1,327	937	636

*Lateral data added to reflect operational changes

**Most current corrected data as of 11/24/2021

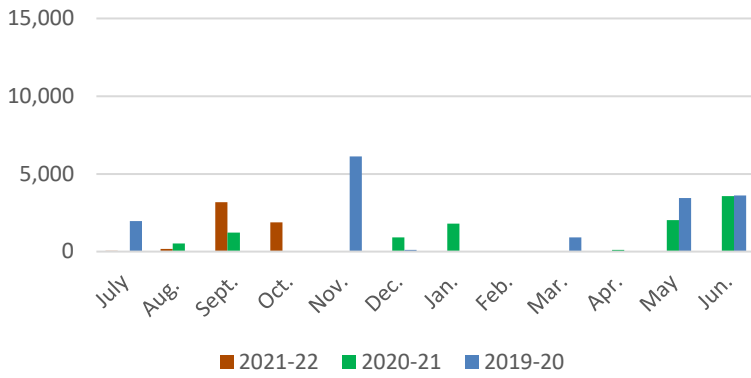
SEWER

Collection Data:	November 2019	November 2020	November 2021	Total 2019-20	Total 2020-21	To-Date 2021-22**
Number of Sewer Lines Washed	15	27	28	211	242	101
Number of Lines Filmed	6	7	12	36	60	30
Main Line Replaced/Out of Service (LF)	---	---	0	---	506	54
Laterals Replaced/Out of Service (LF)	---	---	196	---	2,364	516
Total Number of Residential Pump Repairs	3	11	4	38	48	18
Total Number of Stop Ups	15	23	24	236	265	100
Overtime	69.5	100	93.5	1,126.05	1,021.05	464
Total Job Tickets	43	113	99	901	943	393

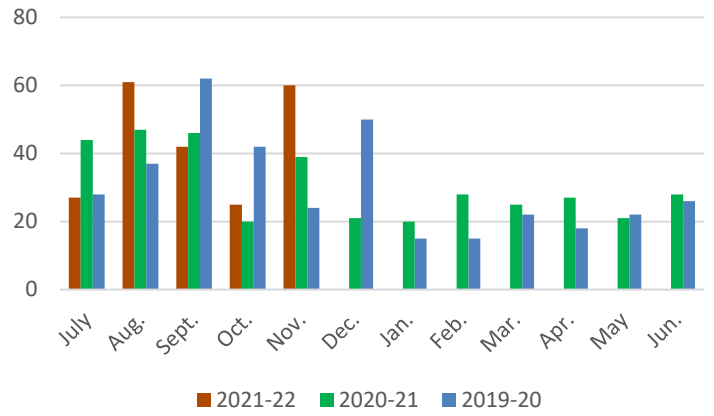
LF=Linear Feet

**Most current corrected data as of 11/24/2021

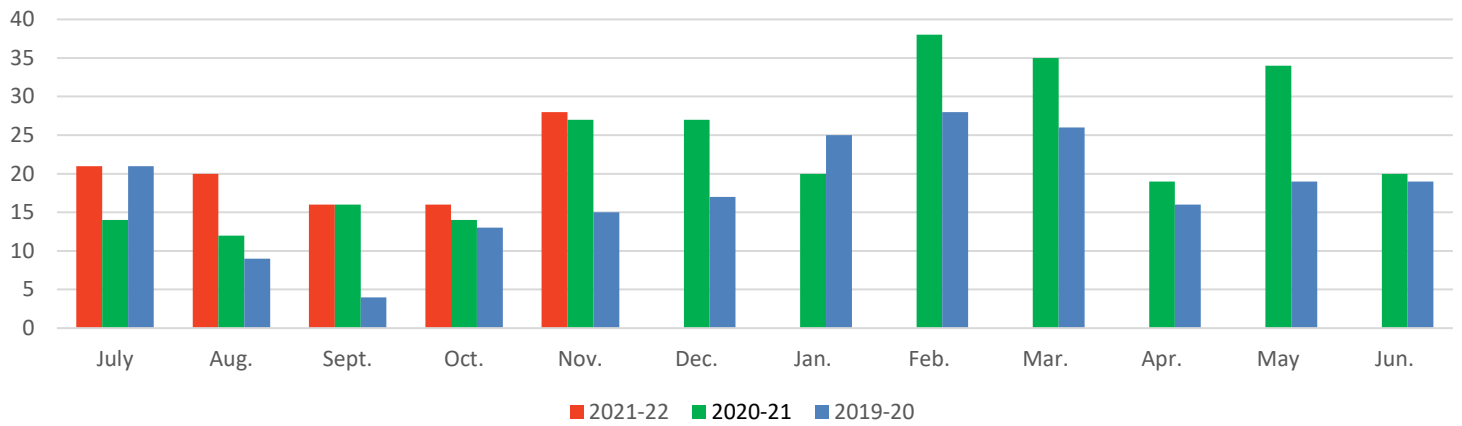
**Galvanized Line:
Footage Removed from System**



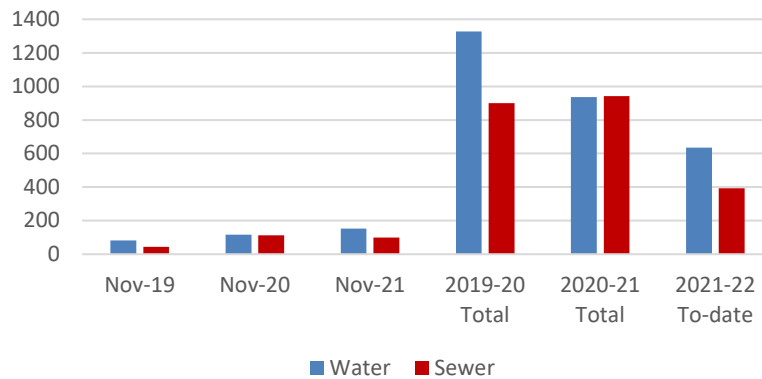
Water Line Leaks Repaired



Number of Sewer Lines Washed



Total Job Tickets



Repair Data:	November 2019	November 2020	November 2021	Total 2019-20	Total 2020-21	To-date 2021-22**
Number of Yards Repaired	0	35	10	362	274	165
Total Number of Streets Repaired	24	28	52	147	107	84
Total Number of Sidewalks Repaired	0	0	0	43	18	16
Follow-up Repairs Outstanding	122	84	125	---	---	---

**Most current corrected data as of 11/24/2021