


U.S. Census Bureau
Atlanta Region
Mr. George Grandy, Jr.
Regional Director

July 1, 2020

NORTH CAROLINA

2020 Census Self-Response

Weekly Highlights



PARTNERSHIP WORKS FOR CENSUS IN ANDREWS, NC

When it comes to encouraging a complete count in Cherokee County, it is all about collaboration among partners who bring together resources, creative ideas, and personnel. Nantahala Regional Library, under Director Franklin Shook's leadership, was awarded a \$2,000 grant from the American Library Association. The grant allows the library system to use its Bookmobile, which is fully equipped with laptops, as a mobile 2020 Census Questionnaire Assistance Center (QAC). Andrews Chamber of Commerce Director Jan Olson suggested utilizing the Water Department as a Partner QAC as well. As a result of this suggestion, Andrews' Town Administrator Sandy Dobson and team are working with these partners to setup and monitor a response station at Andrews' Town Hall, allowing residents to complete their 2020 Census questionnaire while visiting to pay their water bill.



2020 CENSUS FRONT AND CENTER AT COMMUNITY FOOD DRIVES

On June 26th, the Greenville Alumnae Chapter of Delta Sigma Theta Sorority Inc., along with St. Mary's Baptist Church located in Pitt County, NC, conducted a community food drive where over 200 families received boxes of produce as well as a 2020 Census tote bag filled with informational flyers. During the event, 2020 Census handheld fans were distributed to cars while waiting in line to receive their box. The members of Delta Sigma Theta Sorority Inc. plan to conduct another food drive along with local town mayors in Bethel and Fountain, NC later in July, and will include census reminder flyers at those as well.

North Carolina
Self-Response

58.1%

National
Self-Response

61.9%



IMPROMPTU 2020 CENSUS RESPONSE EVENT LEADS TO CITY OF NORTHWEST CENSUS EVENT

The local sorority chapters of Alpha Kappa Alpha, Inc. and Delta Sigma Theta, Inc. in Brunswick County, NC, came together to host a voter registration and 2020 Census “Be Counted” Juneteenth celebration. Brunswick County Complete Count Committee (CCC) Liaison, Steve Randone, setup a computer equipped with wi-fi to assist residents who wanted to complete the Census. Utilizing the computer and a little assistance, in less than 7 minutes, a resident had completed the 2020 Census questionnaire and was on her way. After witnessing his fellow resident quickly complete the census onsite, Mayor James Knox of Northwest sprung into immediate action and has planned a community-wide 2020 Census event scheduled for July 11th at Northwest City Park. The Brunswick County Department of Information and Technology will be providing the laptops and wi-fi hot spots that residents can use to complete the census at the event. The City of Northwest Office of the Mayor will be providing hamburgers, hotdogs, sodas to all residents attending the event. Mayor Knox has also made a direct appeal to his fellow residents via the City of Northwest official website and town managed Facebook page to be counted!

STATE OF NORTH CAROLINA RANKING BY COUNTY

Self-Response Rate as of 7.1.2020

1 Union, North Carolina	69.5%	37 Surry, North Carolina	57.9%	73 Mitchell, North Carolina	49.2%
2 Orange, North Carolina	67.9%	38 Wilson, North Carolina	57.8%	75 Columbus, North Carolina	48.4%
3 Wake, North Carolina	67.2%	39 Burke, North Carolina	57.5%	75 Anson, North Carolina	48.4%
4 Davie, North Carolina	66.6%	40 Wayne, North Carolina	57.3%	77 Transylvania, North Caroli..	48.3%
5 Chatham, North Carolina	66.4%	41 Moore, North Carolina	57.0%	78 Ashe, North Carolina	47.9%
6 Lincoln, North Carolina	65.3%	42 Gaston, North Carolina	56.9%	79 Yancey, North Carolina	46.9%
7 Camden, North Carolina	65.2%	43 Wilkes, North Carolina	56.6%	80 Currituck, North Carolina	46.6%
8 Iredell, North Carolina	64.0%	44 Perquimans, North Carolina	56.5%	81 Clay, North Carolina	46.1%
9 Guilford, North Carolina	63.8%	44 Durham, North Carolina	56.5%	82 Pamlico, North Carolina	45.5%
10 Catawba, North Carolina	63.7%	46 Franklin, North Carolina	56.3%	83 Robeson, North Carolina	45.3%
11 Johnston, North Carolina	63.4%	47 Cumberland, North Carolina	56.2%	84 Cherokee, North Carolina	45.2%
12 Alexander, North Carolina	62.9%	48 Lenoir, North Carolina	56.1%	85 Duplin, North Carolina	44.5%
13 Caldwell, North Carolina	62.6%	49 Pitt, North Carolina	55.7%	86 Bladen, North Carolina	44.3%
14 Granville, North Carolina	62.1%	50 Martin, North Carolina	54.9%	87 Warren, North Carolina	43.6%
15 Lee, North Carolina	62.0%	51 Harnett, North Carolina	54.8%	88 Tyrrell, North Carolina	43.2%
15 Davidson, North Carolina	62.0%	52 Caswell, North Carolina	54.7%	89 Northampton, North Caroli..	42.7%
17 Person, North Carolina	61.8%	53 Beaufort, North Carolina	54.6%	90 Carteret, North Carolina	41.9%
18 Alamance, North Carolina	61.4%	54 Edgecombe, North Carolina	53.9%	91 Alleghany, North Carolina	41.6%
19 Mecklenburg, North Caroli..	61.2%	55 Polk, North Carolina	53.2%	92 Watauga, North Carolina	40.5%
20 Yadkin, North Carolina	61.1%	55 Hoke, North Carolina	53.2%	93 Montgomery, North Caroli..	38.0%
20 Craven, North Carolina	61.1%	55 Greene, North Carolina	53.2%	94 Hyde, North Carolina	37.6%
22 Pasquotank, North Carolina	60.9%	58 Pender, North Carolina	53.1%	95 Macon, North Carolina	37.0%
23 Stokes, North Carolina	60.7%	59 McDowell, North Carolina	52.6%	96 Dare, North Carolina	33.7%
23 Rowan, North Carolina	60.7%	60 Scotland, North Carolina	52.5%	97 Swain, North Carolina	31.3%
23 Forsyth, North Carolina	60.7%	60 Onslow, North Carolina	52.5%	97 Jackson, North Carolina	31.3%
26 Henderson, North Carolina	60.5%	62 Haywood, North Carolina	52.3%	99 Graham, North Carolina	28.6%
27 Rockingham, North Caroli..	60.4%	63 Vance, North Carolina	51.9%	100 Avery, North Carolina	28.5%
28 Nash, North Carolina	60.2%	63 Halifax, North Carolina	51.9%		
29 Stanly, North Carolina	60.0%	65 Sampson, North Carolina	51.4%		
30 Randolph, North Carolina	59.6%	66 Jones, North Carolina	51.2%		
31 Cabarrus, North Carolina	59.3%	67 Rutherford, North Carolina	50.4%		
32 Gates, North Carolina	58.8%	68 Brunswick, North Carolina	50.0%		
33 Chowan, North Carolina	58.6%	69 Madison, North Carolina	49.8%		
34 New Hanover, North Caroli..	58.4%	70 Washington, North Carolina	49.6%		
34 Cleveland, North Carolina	58.4%	71 Hertford, North Carolina	49.5%		
36 Buncombe, North Carolina	58.1%	71 Bertie, North Carolina	49.5%		

Please respond online or by phone:

[MY2020CENSUS.GOV](https://my2020census.gov)

1.844.330.2020

SELF-RESPONSE RATES FOR CONGRESSIONAL DISTRICTS

STATE OF NORTH CAROLINA



George G.K. Butterfield Jr.
District 1
53.8%



George Holding
District 2
65.5%



Gregory Murphy
District 3
52%



David Price
District 4
64.6%



Virginia Foxx
District 5
56.3%



Mark Walker
District 6
62.4%



David Rouzer
District 7
53.8%




Richard Hudson
District 8
56.9%



Dan Bishop
District 9
60.6%



Patrick McHenry
District 10
58.6%



Vacant
District 11
51.6%

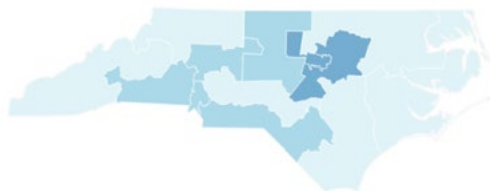


Alma Adams
District 12
59%

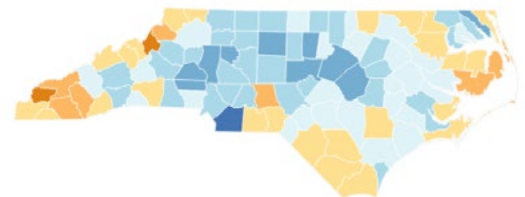


Ted Budd
District 13
62.7%

Congressional



County



Please respond online or by phone:

MY2020CENSUS.GOV

1.844.330.2020