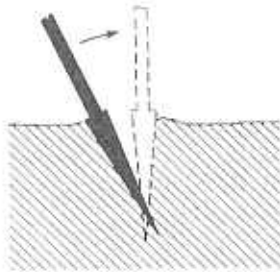
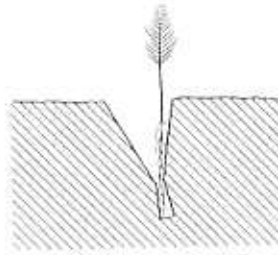


Planting Methods

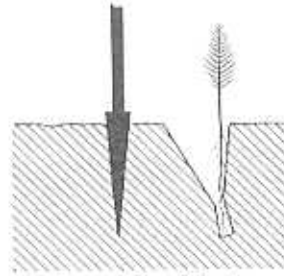
Bar-Slit Method



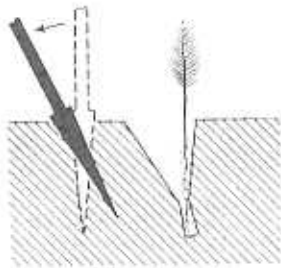
1. Insert bar at angle shown and push forward to upright position.



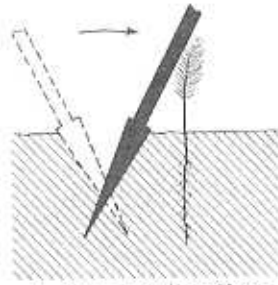
2. Remove bar and place seedling at correct depth.



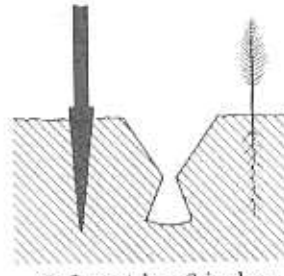
3. Insert bar 2 inches toward yourself from seedling.



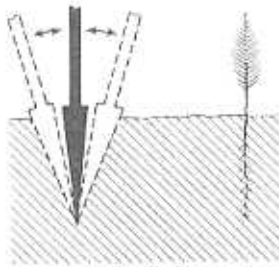
4. Pull handle of bar toward yourself to firm soil at bottom of roots.



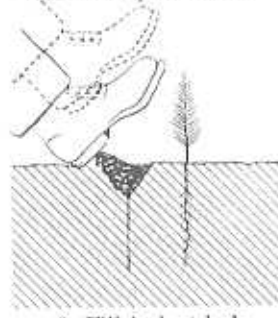
5. Push handle of bar forward to firm soil at top of roots.



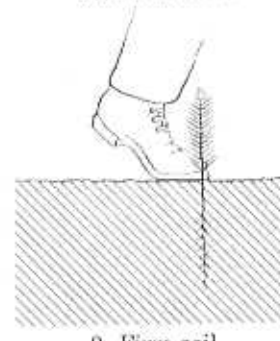
6. Insert bar 2 inches from last hole.



7. Push forward then pull backward to fill hole.



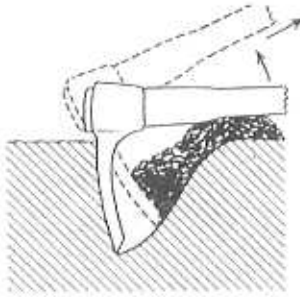
8. Fill in last hole by stamping with heel.



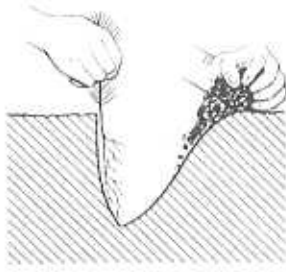
9. Firm soil around seedling with the foot.

Planting Methods

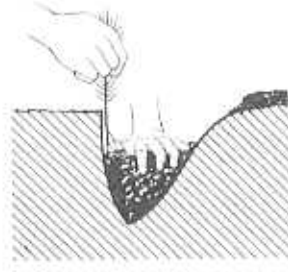
Side-Hole Method



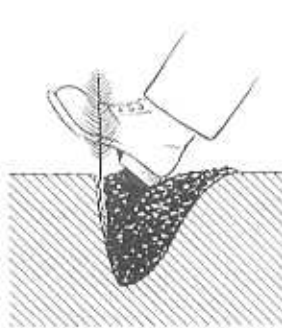
1. Drive grub hoe into ground, lift handle, and pull hoe back.



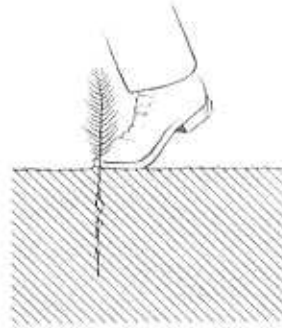
2. Place seedling against straight side at correct depth.



3. Fill bottom of hole and pack soil against roots.



4. Finish filling in soil and pack it with heel.



5. Firm around seedling with the feet.