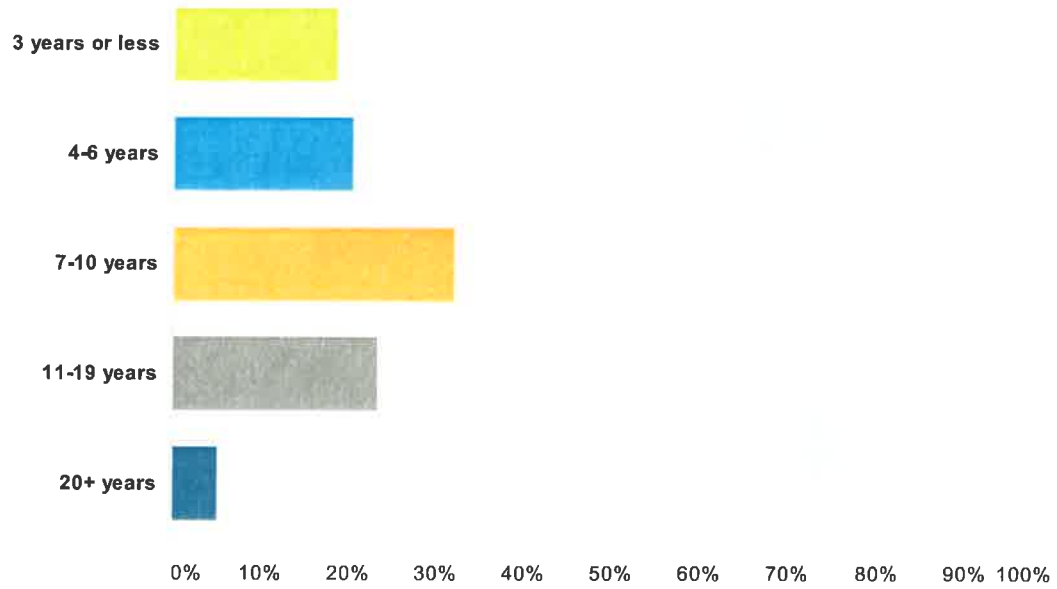


Town of Arlington Parks and Recreation Needs Assessment

Q1 How Long have you lived in Arlington, TN?

Answered: 273 Skipped: 0

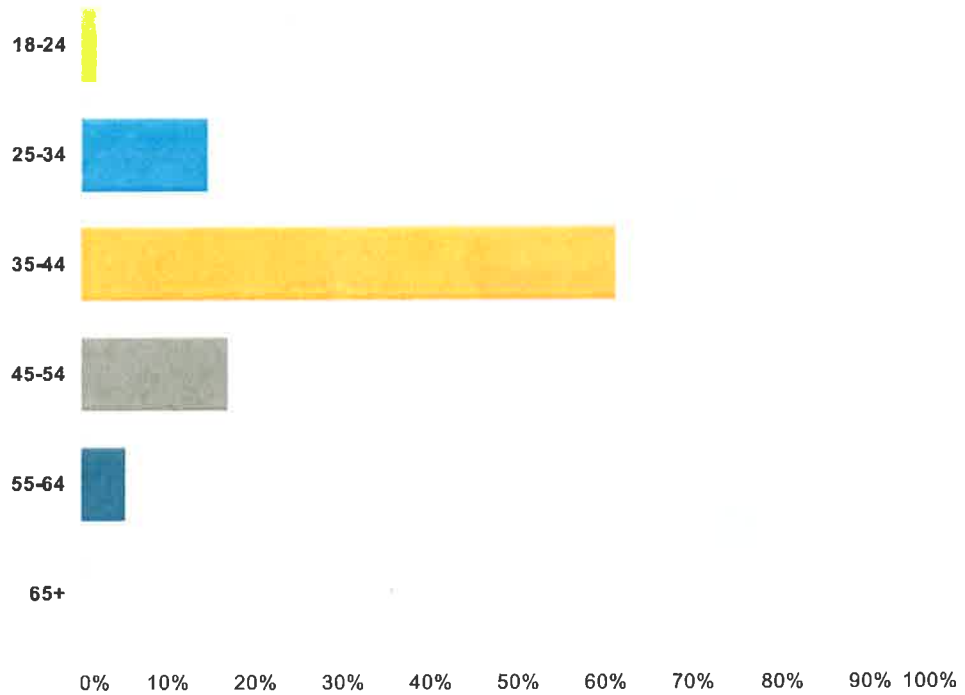


| Answer Choices | Responses | |
|-----------------|-----------|------------|
| 3 years or less | 18.68% | 51 |
| 4-6 years | 20.51% | 56 |
| 7-10 years | 32.23% | 88 |
| 11-19 years | 23.44% | 64 |
| 20+ years | 5.13% | 14 |
| Total | | 273 |

Town of Arlington Parks and Recreation Needs Assessment

Q2 How old are you?

Answered: 273 Skipped: 0



Answer Choices

18-24
25-34
35-44
45-54
55-64
65+

Responses

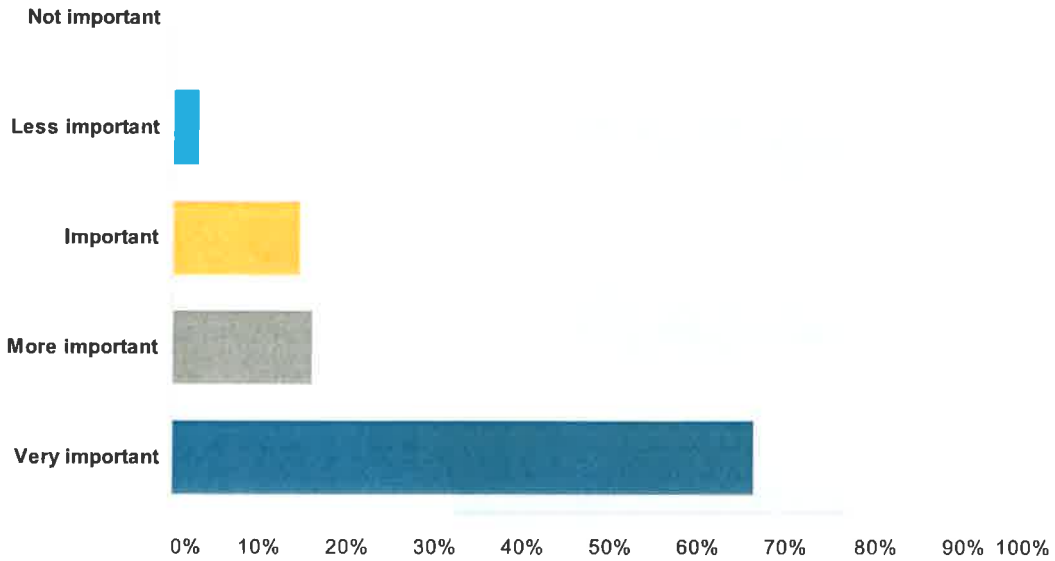
| | |
|--------|-----|
| 1.83% | 5 |
| 14.65% | 40 |
| 61.17% | 167 |
| 16.85% | 46 |
| 5.13% | 14 |
| 0.73% | 2 |

Total Respondents: 273

Town of Arlington Parks and Recreation Needs Assessment

Q3 How important are parks, recreation services, and open space to the Town of Arlington's quality of life?

Answered: 273 Skipped: 0

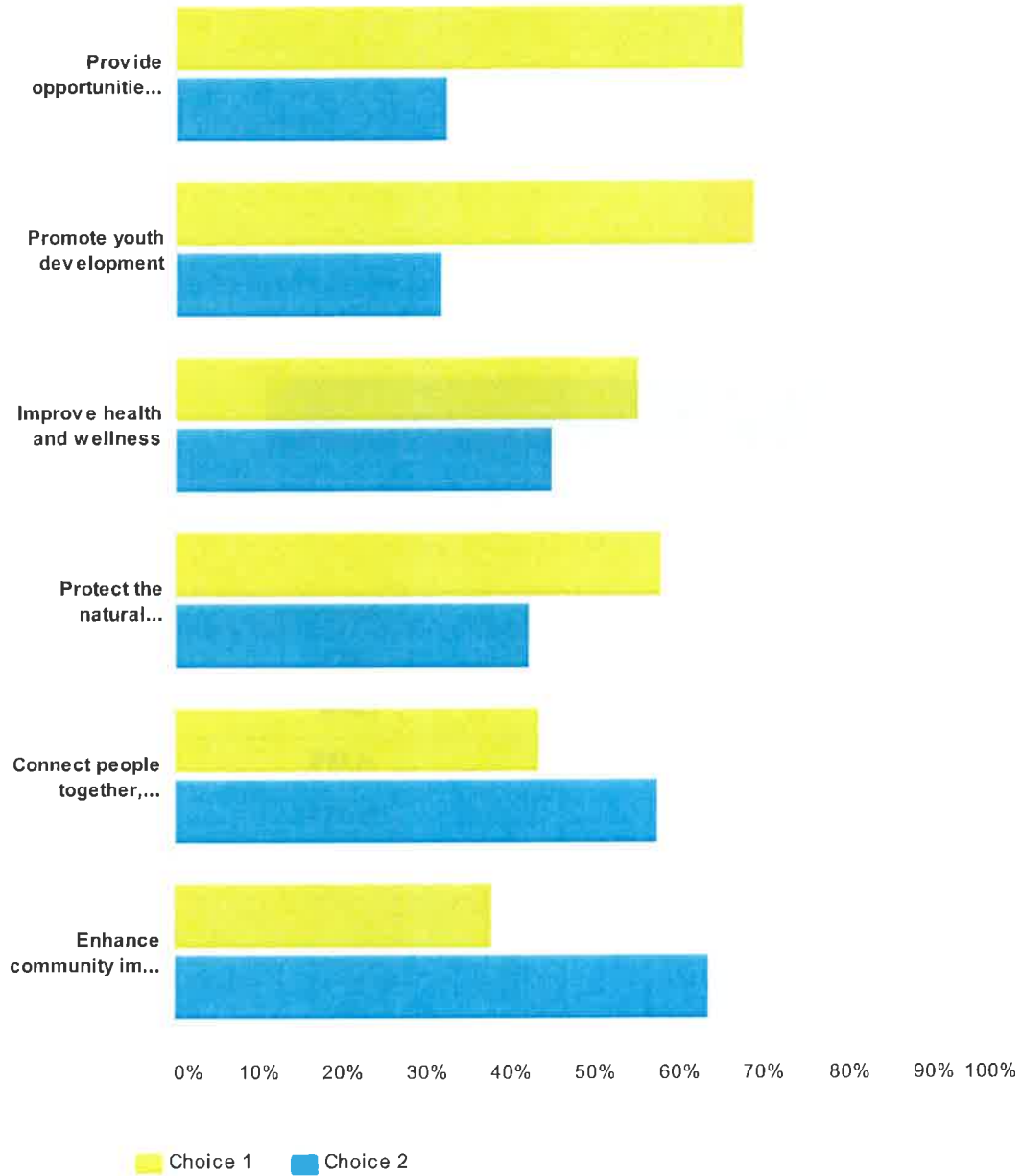


| Answer Choices | Responses | |
|----------------|-----------|------------|
| Not important | 0.00% | 0 |
| Less important | 2.93% | 8 |
| Important | 14.65% | 40 |
| More important | 16.12% | 44 |
| Very important | 66.30% | 181 |
| Total | | 273 |

Town of Arlington Parks and Recreation Needs Assessment

Q4 Which of the following benefits of parks, recreation services and open spaces are most important to you? Please check your top TWO choices.

Answered: 269 Skipped: 4



| | Choice 1 | Choice 2 | Total Respondents |
|--|---------------|--------------|-------------------|
| Provide opportunities to enjoy nature/outdoors | 67.65% 69 | 32.35% 33 | 102 |
| Promote youth development | 68.86% 115 | 31.74% 53 | 167 |
| Improve health and wellness | 55.06% | 44.94% | |

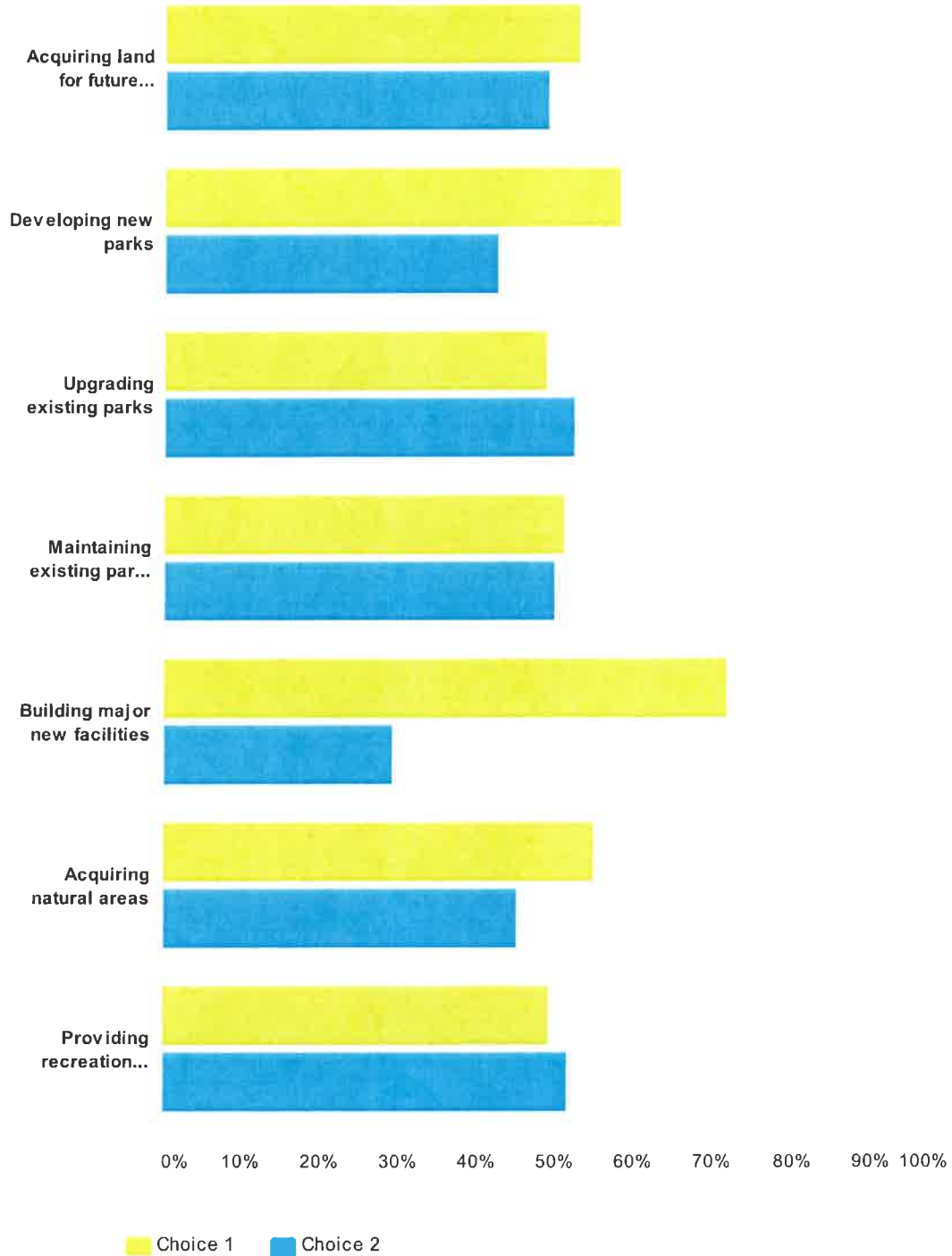
Town of Arlington Parks and Recreation Needs Assessment

| | 57.89% | 42.11% | |
|---|---------------------|---------------------|-----|
| Improve health and wellness | 49 | 40 | 89 |
| Protect the natural environment | 57.89% 22 | 42.11% 16 | 38 |
| Connect people together, building stronger families and neighborhoods | 43.44% 53 | 57.38% 70 | 122 |
| Enhance community image and sense of place | 37.84% 28 | 63.51% 47 | 74 |

Town of Arlington Parks and Recreation Needs Assessment

Q5 How can the Town of Arlington park system be improved? Please check your top TWO choices.

Answered: 266 Skipped: 7



| | Choice 1 | Choice 2 | Total Respondents |
|---------------------------------|----------|----------|-------------------|
| Acquiring land for future parks | 52.94% | 49.02% | |

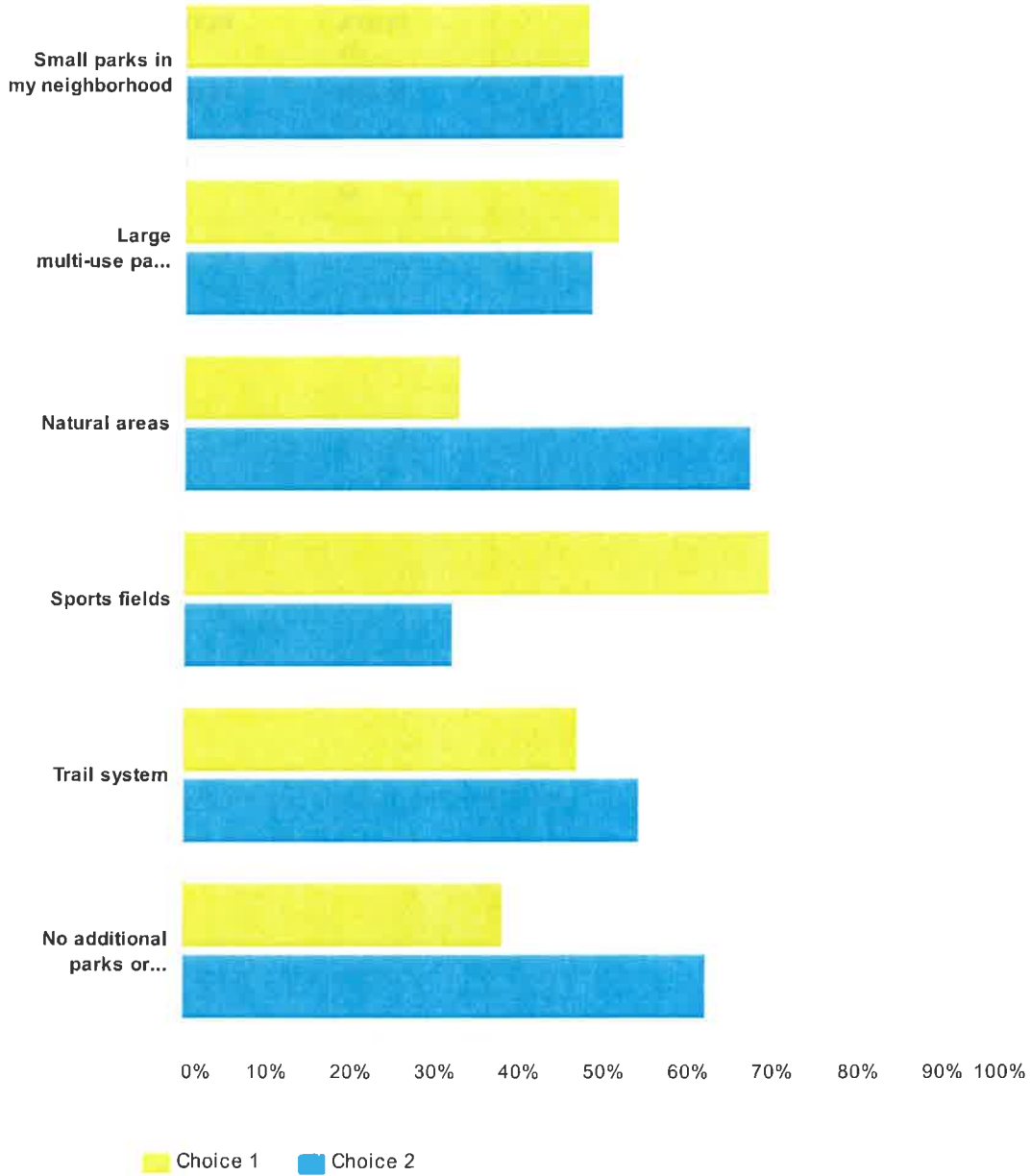
Town of Arlington Parks and Recreation Needs Assessment

| Category | 2017 | 2018 | Count |
|--|---------------------|---------------------|-------|
| Acquiring land for future parks | 27 | 25 | 51 |
| Developing new parks | 58.26% 67 | 42.61% 49 | 115 |
| Upgrading existing parks | 48.78% 40 | 52.44% 43 | 82 |
| Maintaining existing parks and facilities | 51.25% 41 | 50.00% 40 | 80 |
| Building major new facilities | 71.91% 64 | 29.21% 26 | 89 |
| Acquiring natural areas | 55.00% 22 | 45.00% 18 | 40 |
| Providing recreation programs and activities | 49.17% 59 | 51.67% 62 | 120 |

Town of Arlington Parks and Recreation Needs Assessment

Q6 What type of park is most needed in the Town of Arlington? Please check your top TWO choices.

Answered: 266 Skipped: 7



| | Choice 1 | Choice 2 | Total Respondents |
|--|--------------|--------------|-------------------|
| Small parks in my neighborhood | 48.00% 24 | 52.00% 26 | 50 |
| Large multi-use parks that serve the whole community | 51.63% 95 | 48.37% 89 | 184 |
| Natural areas | 32.73% 18 | 67.27% 37 | 55 |
| Sports fields | 69.60% | 32.00% | |

Town of Arlington Parks and Recreation Needs Assessment

Openness

87 40

125

Trail system

46.77% **54.03%**
58 67

124

No additional parks or natural areas are needed

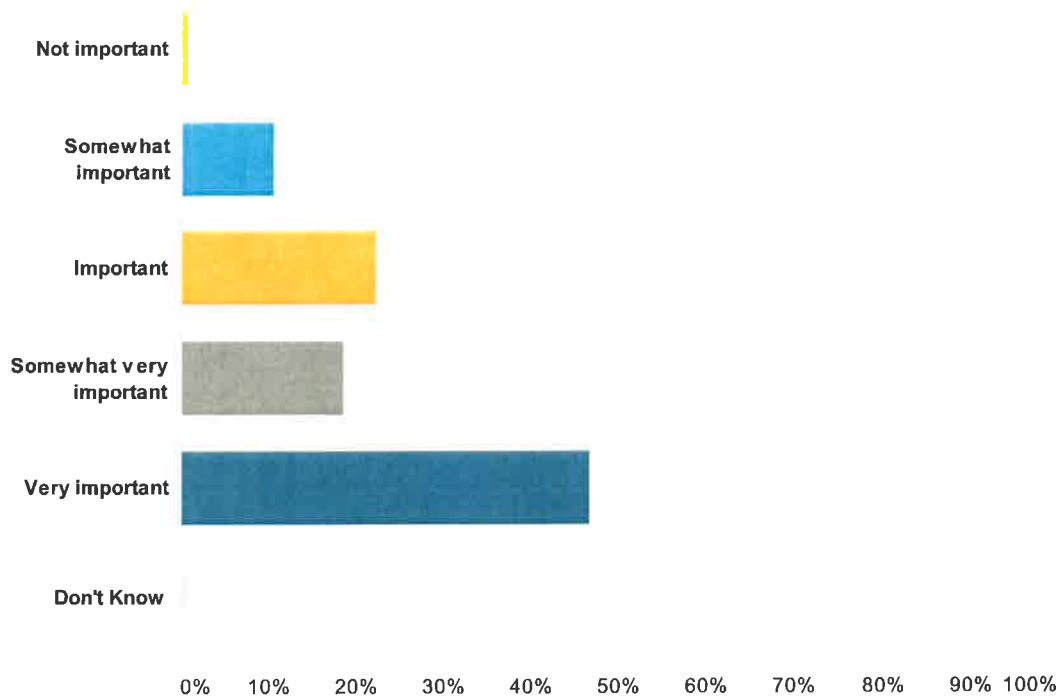
38.10% **61.90%**
8 13

21

Town of Arlington Parks and Recreation Needs Assessment

Q7 How would you rate the importance of natural open space?

Answered: 263 Skipped: 10

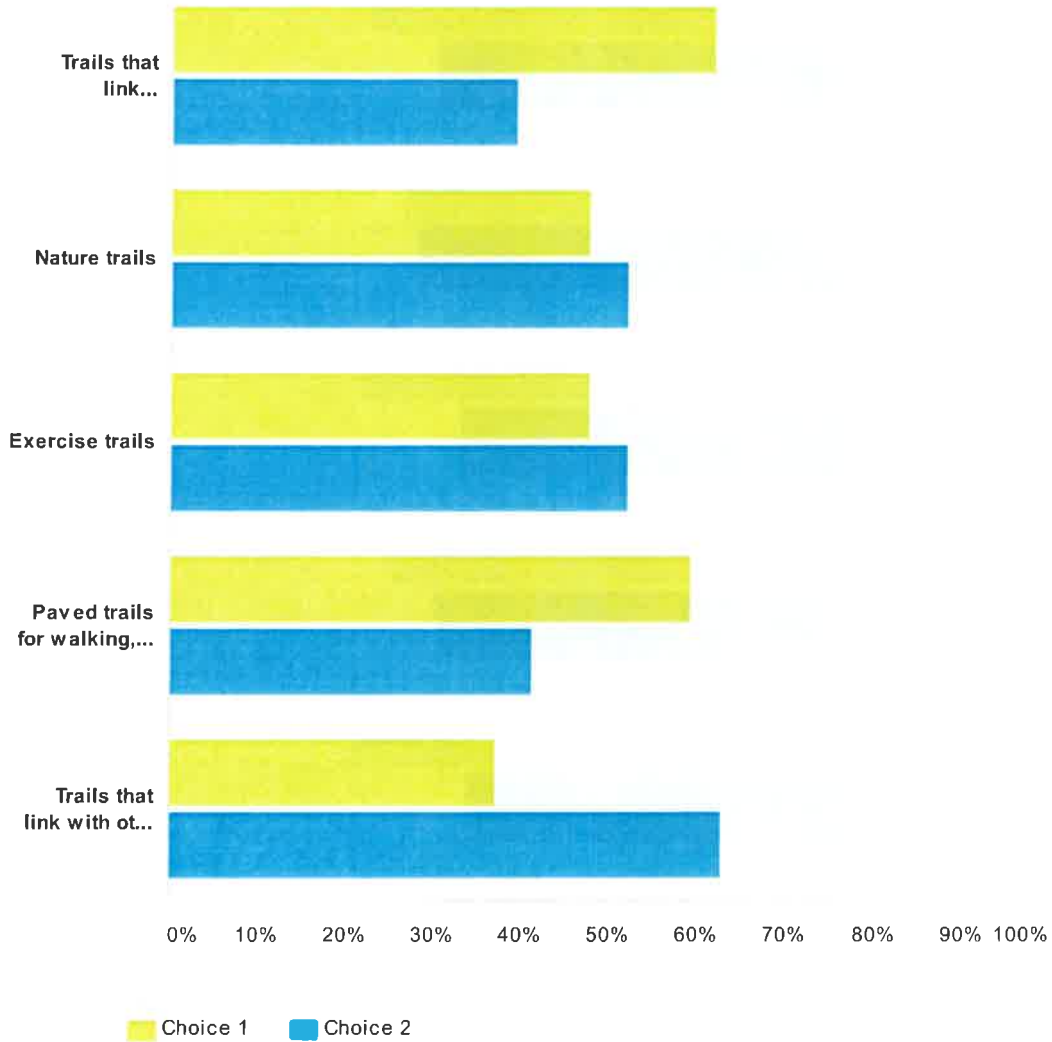


| Answer Choices | Responses | Count |
|-------------------------|-----------|------------|
| Not important | 0.76% | 2 |
| Somewhat important | 10.65% | 28 |
| Important | 22.43% | 59 |
| Somewhat very important | 18.63% | 49 |
| Very important | 46.77% | 123 |
| Don't Know | 0.76% | 2 |
| Total | | 263 |

Town of Arlington Parks and Recreation Needs Assessment

Q8 What type of trails/pathways should have the highest priority in the Town of Arlington? Please check your top TWO choices.

Answered: 263 Skipped: 10

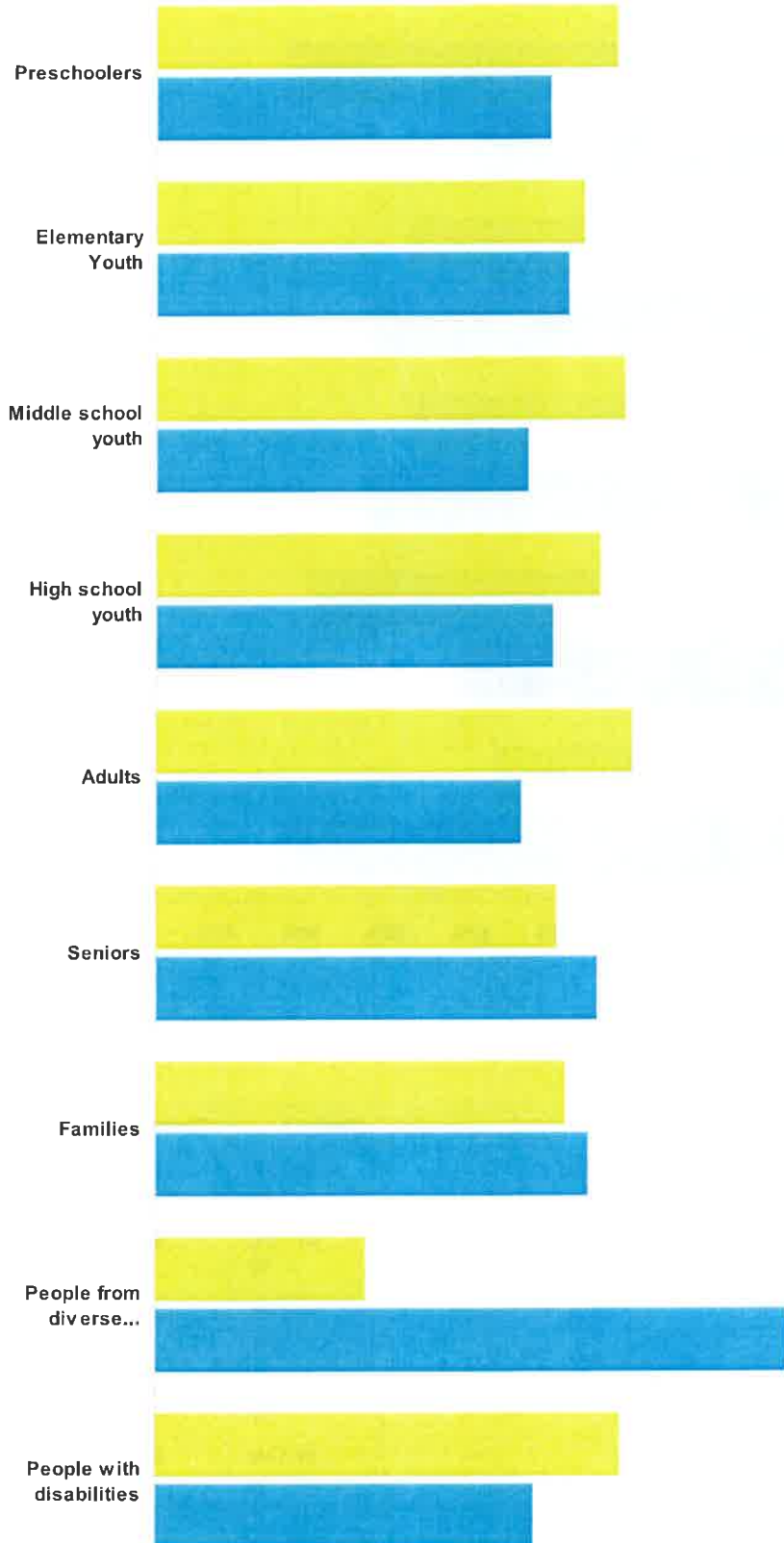


| | Choice 1 | Choice 2 | Total Respondents |
|--|---------------|--------------|-------------------|
| Trails that link neighborhoods with community destinations | 62.02% 80 | 39.53% 51 | 129 |
| Nature trails | 47.73% 42 | 52.27% 46 | 88 |
| Exercise trails | 47.76% 32 | 52.24% 35 | 67 |
| Paved trails for walking, biking, etc. | 59.28% 115 | 41.24% 80 | 194 |
| Trails that link with other existing trails | 37.14% 26 | 62.86% 44 | 70 |

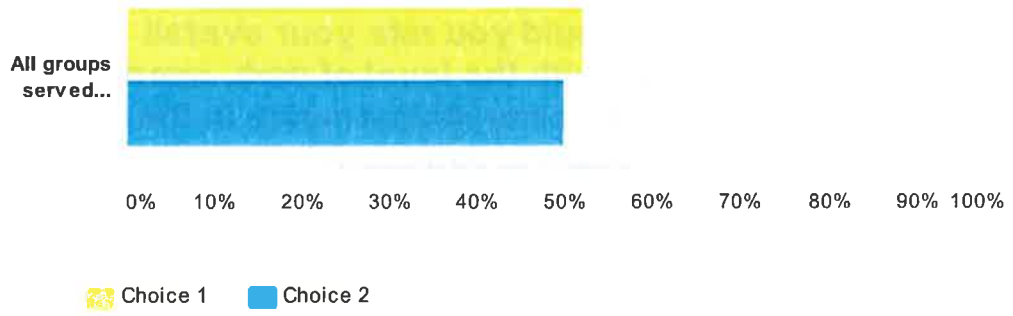
Town of Arlington Parks and Recreation Needs Assessment

Q9 Which groups are underserved by current recreation services? Please check your top TWO choices.

Answered: 258 Skipped: 15



Town of Arlington Parks and Recreation Needs Assessment

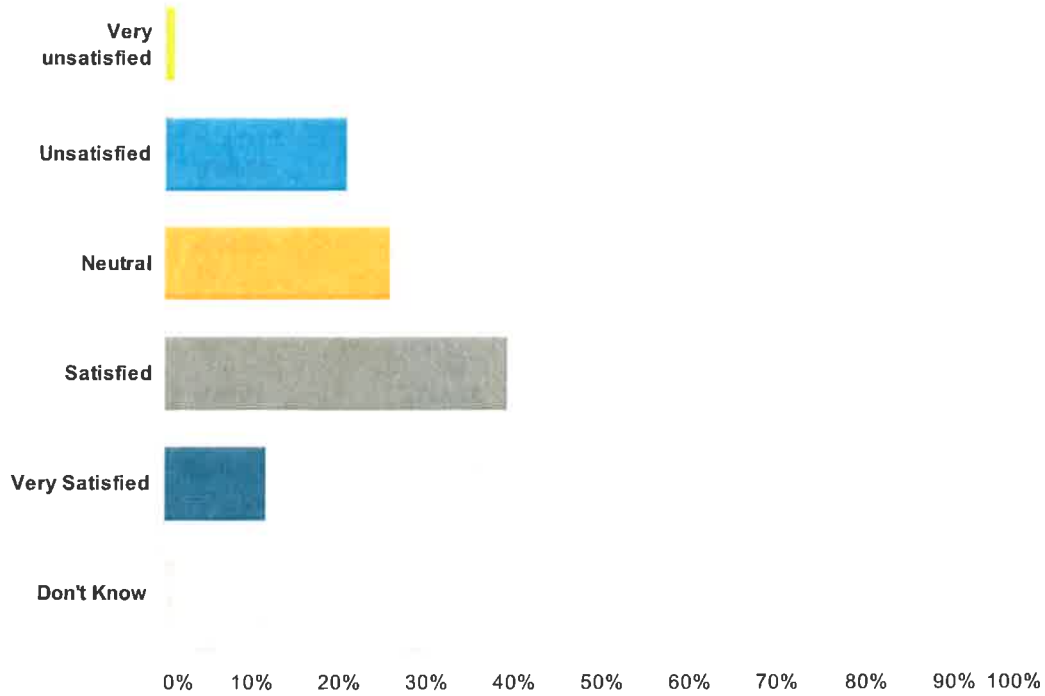


| | Choice 1 | Choice 2 | Total Respondents |
|------------------------------|--------------|--------------|-------------------|
| Preschoolers | 54.90% 28 | 47.06% 24 | 51 |
| Elementary Youth | 51.02% 25 | 48.98% 24 | 49 |
| Middle school youth | 55.84% 43 | 44.16% 34 | 77 |
| High school youth | 52.86% 37 | 47.14% 33 | 70 |
| Adults | 56.60% 60 | 43.40% 46 | 106 |
| Seniors | 47.50% 19 | 52.50% 21 | 40 |
| Families | 48.72% 38 | 51.28% 40 | 78 |
| People from diverse cultures | 25.00% 2 | 75.00% 6 | 8 |
| People with disabilities | 55.17% 16 | 44.83% 13 | 29 |
| All groups served adequately | 52.08% 25 | 50.00% 24 | 48 |

Town of Arlington Parks and Recreation Needs Assessment

Q10 How would you rate your overall satisfaction with the level of park, open space, and facility maintenance in the Town of Arlington?

Answered: 258 Skipped: 15




| Answer Choices | Responses | Count |
|------------------|-----------|------------|
| Very unsatisfied | 1.16% | 3 |
| Unsatisfied | 20.93% | 54 |
| Neutral | 25.97% | 67 |
| Satisfied | 39.15% | 101 |
| Very Satisfied | 11.63% | 30 |
| Don't Know | 1.16% | 3 |
| Total | | 258 |

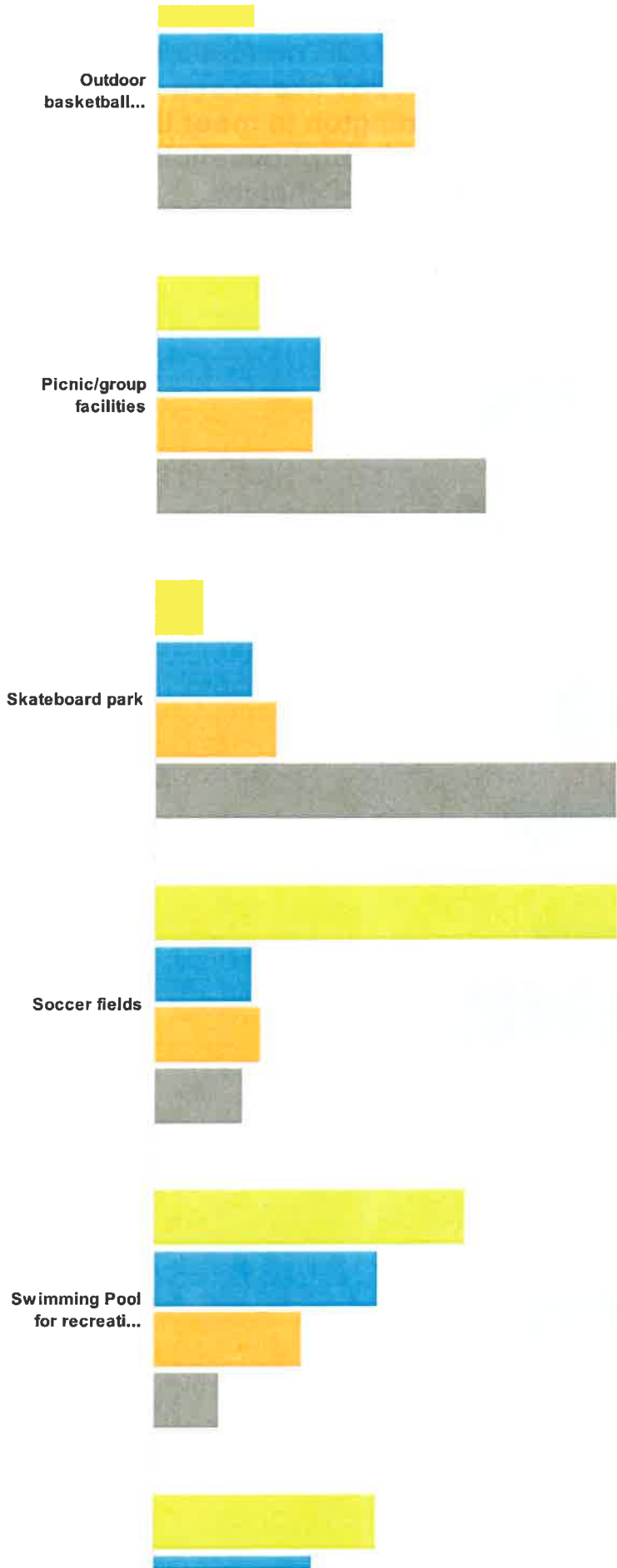
Town of Arlington Parks and Recreation Needs Assessment

**Q11 What are the OUTDOOR recreation facilities you would MOST like to see added in the Town of Arlington to meet the needs of the members of your household?
Please check your top 4 choices.**

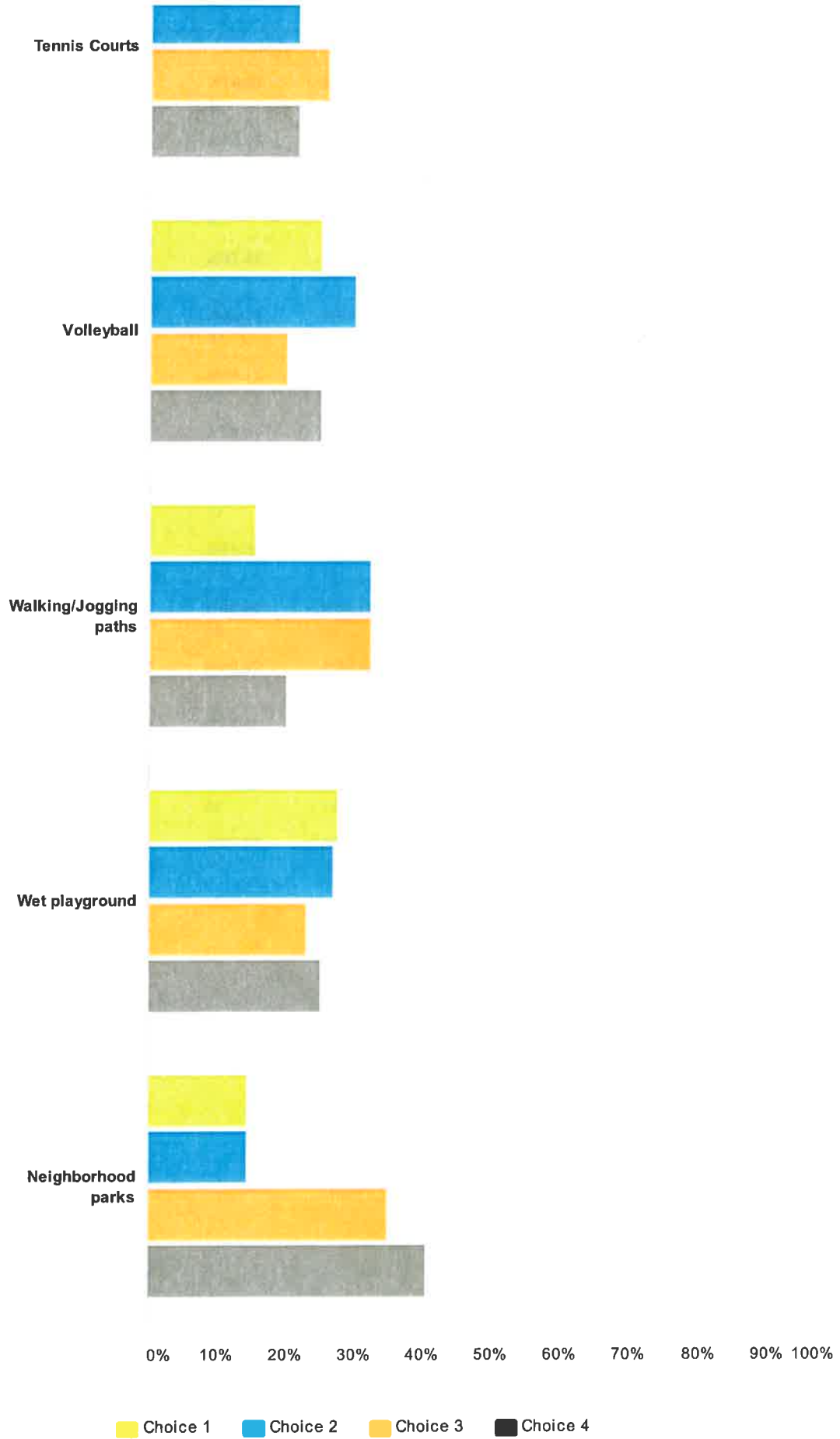
Answered: 258 Skipped: 15



Town of Arlington Parks and Recreation Needs Assessment



Town of Arlington Parks and Recreation Needs Assessment



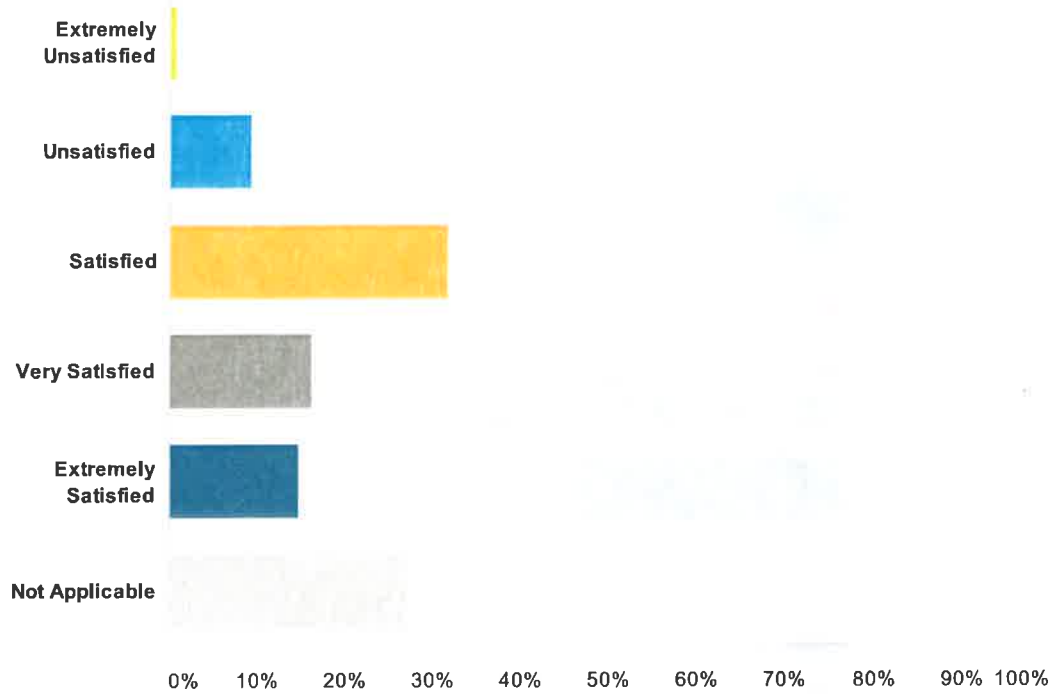
Town of Arlington Parks and Recreation Needs Assessment

| | Choice 1 | Choice 2 | Choice 3 | Choice 4 | Total Respondents |
|---|---------------------|---------------------|---------------------|---------------------|--------------------------|
| Baseball fields | 33.33% 12 | 33.33% 12 | 16.67% 6 | 36.11% 13 | 36 |
| Bike paths/trails | 28.68% 37 | 22.48% 29 | 22.48% 29 | 29.46% 38 | 129 |
| Football fields | 25.93% 7 | 37.04% 10 | 22.22% 6 | 25.93% 7 | 27 |
| Playgrounds/Tot lots | 15.22% 7 | 26.09% 12 | 34.78% 16 | 23.91% 11 | 46 |
| Outdoor basketball courts | 13.33% 6 | 31.11% 14 | 35.56% 16 | 26.67% 12 | 45 |
| Picnic/group facilities | 14.29% 12 | 22.62% 19 | 21.43% 18 | 45.24% 38 | 84 |
| Skateboard park | 6.67% 2 | 13.33% 4 | 16.67% 5 | 63.33% 19 | 30 |
| Soccer fields | 63.41% 52 | 13.41% 11 | 14.63% 12 | 12.20% 10 | 82 |
| Swimming Pool for recreation or lessons | 42.54% 57 | 30.60% 41 | 20.15% 27 | 8.96% 12 | 134 |
| Tennis Courts | 30.43% 28 | 21.74% 20 | 26.09% 24 | 21.74% 20 | 92 |
| Volleyball | 25.00% 5 | 30.00% 6 | 20.00% 4 | 25.00% 5 | 20 |
| Walking/Jogging paths | 15.38% 20 | 32.31% 42 | 32.31% 42 | 20.00% 26 | 130 |
| Wet playground | 27.63% 42 | 26.97% 41 | 23.03% 35 | 25.00% 38 | 152 |
| Neighborhood parks | 14.49% 10 | 14.49% 10 | 34.78% 24 | 40.58% 28 | 69 |

Town of Arlington Parks and Recreation Needs Assessment

Q12 If you have participated in a youth sport organization, how was your experience?

Answered: 258 Skipped: 15

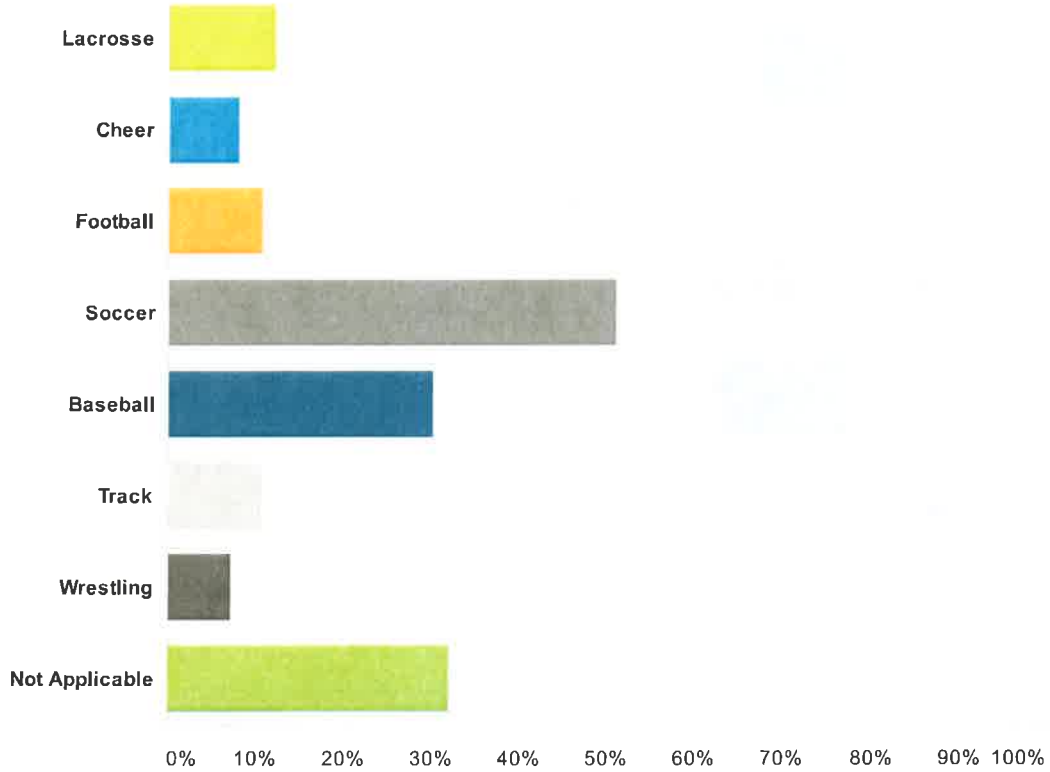


| Answer Choices | Responses | |
|-----------------------|-----------|------------|
| Extremely Unsatisfied | 0.78% | 2 |
| Unsatisfied | 9.30% | 24 |
| Satisfied | 31.78% | 82 |
| Very Satisfied | 16.28% | 42 |
| Extremely Satisfied | 14.73% | 38 |
| Not Applicable | 27.13% | 70 |
| Total | | 258 |

Town of Arlington Parks and Recreation Needs Assessment

Q13 If you have participated in youth sports through the Town of Arlington, please choose the organization you have been involved with. Please mark ALL that apply.

Answered: 258 Skipped: 15



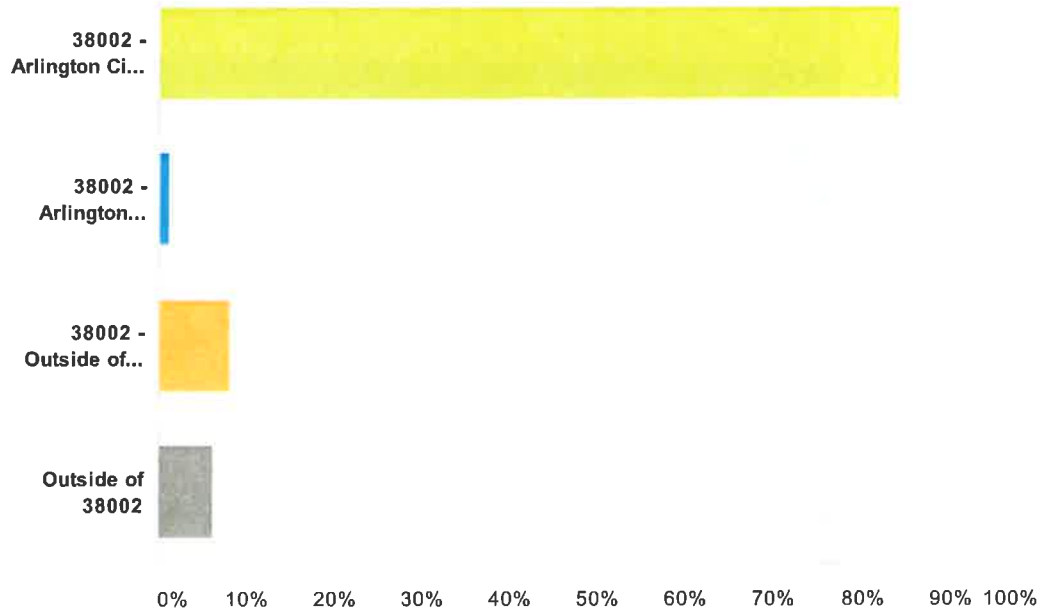
| Answer Choices | Responses | Count |
|----------------|-----------|-------|
| Lacrosse | 12.40% | 32 |
| Cheer | 8.14% | 21 |
| Football | 10.85% | 28 |
| Soccer | 51.16% | 132 |
| Baseball | 30.23% | 78 |
| Track | 10.85% | 28 |
| Wrestling | 7.36% | 19 |
| Not Applicable | 32.17% | 83 |

Total Respondents: 258

Town of Arlington Parks and Recreation Needs Assessment

Q14 What zip code do you live in? Please read all choices before selecting your answer.

Answered: 255 Skipped: 18

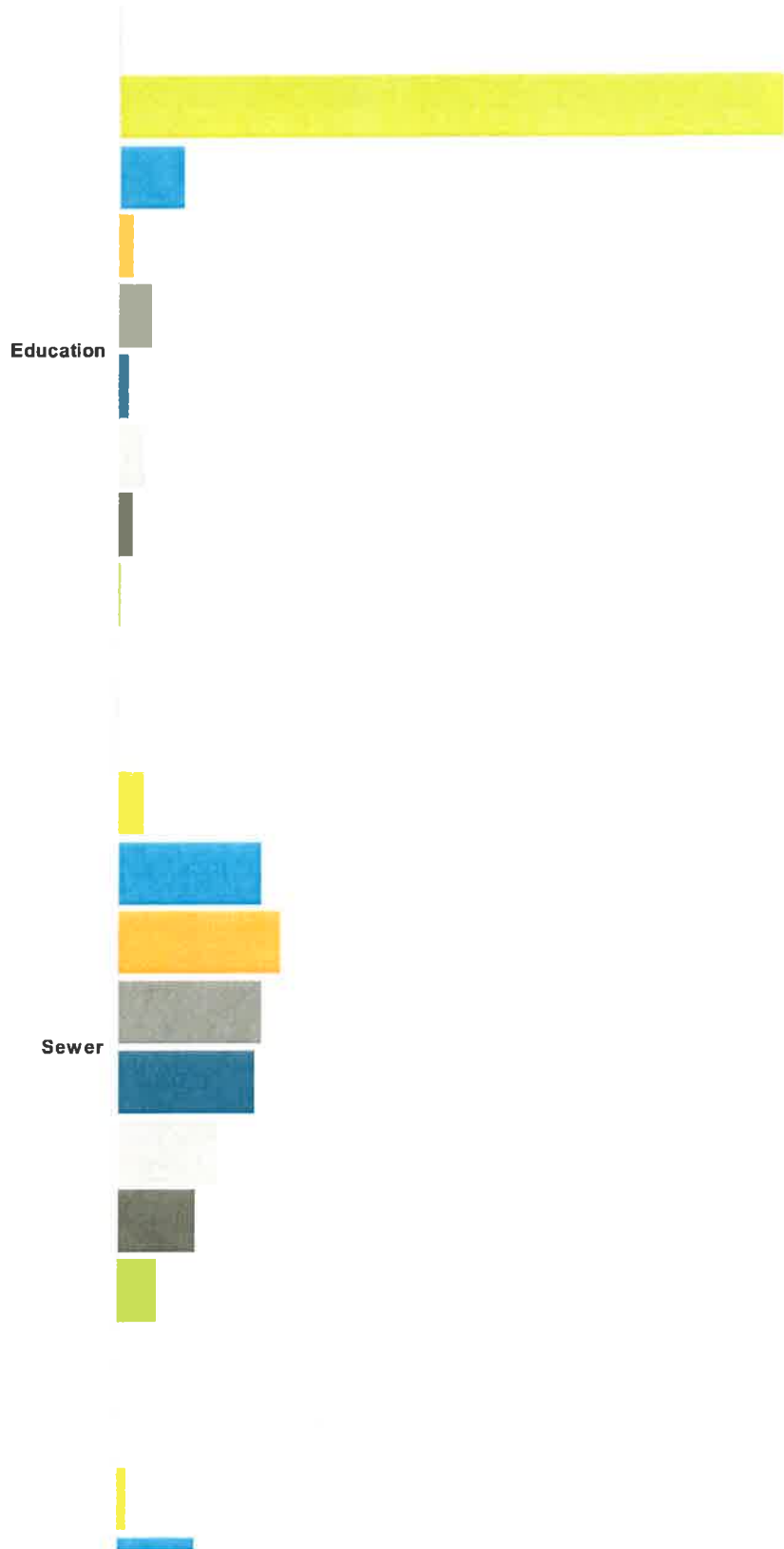


| Answer Choices | Responses | |
|---|-----------|------------|
| 38002 - Arlington City Limits | 84.31% | 215 |
| 38002 - Arlington Annexation Reserve | 1.18% | 3 |
| 38002 - Outside of Arlington city limits and annexation reserve | 8.24% | 21 |
| Outside of 38002 | 6.27% | 16 |
| Total | | 255 |


Town of Arlington Parks and Recreation Needs Assessment

Q15 Please rank your importance of services provided by the Town of Arlington.

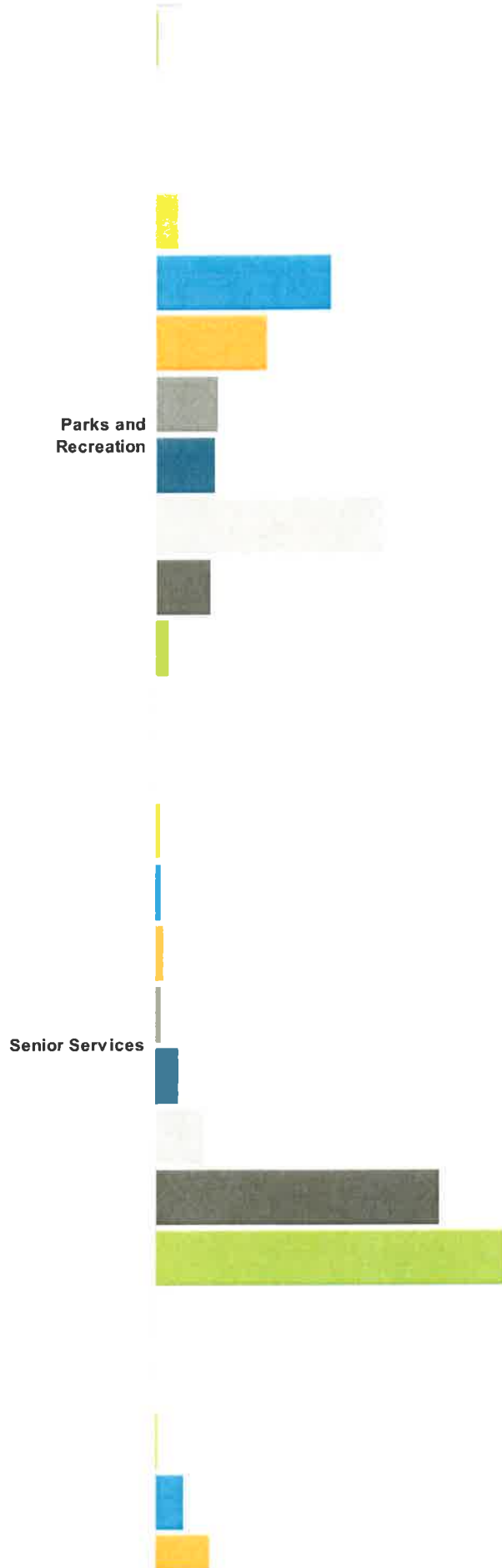
Answered: 255 Skipped: 18



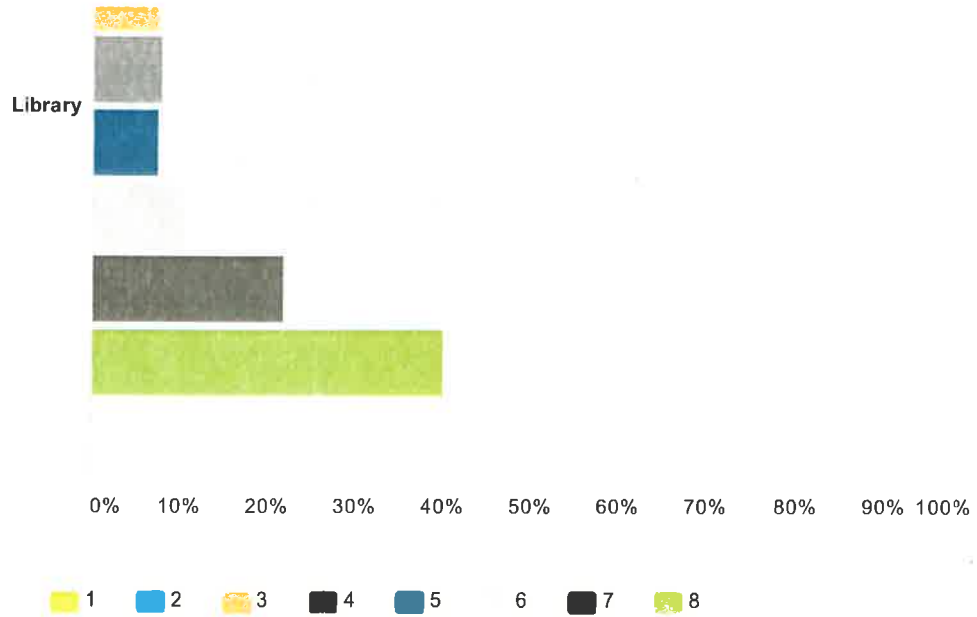
Town of Arlington Parks and Recreation Needs Assessment



Town of Arlington Parks and Recreation Needs Assessment



Town of Arlington Parks and Recreation Needs Assessment



| | 1 | 2 | 3 | 4 | 5 | 6 | 7 | 8 | Total | Average Ranking |
|----------------------|---------------|--------------|--------------|--------------|--------------|--------------|--------------|---------------|-------|-----------------|
| Education | 80.00% 204 | 7.84% 20 | 1.96% 5 | 3.92% 10 | 1.18% 3 | 3.14% 8 | 1.57% 4 | 0.39% 1 | 255 | 7.44 |
| Sewer | 3.14% 8 | 17.25% 44 | 19.61% 50 | 17.25% 44 | 16.47% 42 | 12.16% 31 | 9.41% 24 | 4.71% 12 | 255 | 4.76 |
| Sanitation | 1.18% 3 | 9.41% 24 | 19.22% 49 | 22.75% 58 | 18.43% 47 | 17.25% 44 | 9.41% 24 | 2.35% 6 | 255 | 4.51 |
| Streets | 3.53% 9 | 10.59% 27 | 16.86% 43 | 24.71% 63 | 27.06% 69 | 6.67% 17 | 8.24% 21 | 2.35% 6 | 255 | 4.74 |
| Fire Service | 7.84% 20 | 26.27% 67 | 18.43% 47 | 14.12% 36 | 18.04% 46 | 11.76% 30 | 3.14% 8 | 0.39% 1 | 255 | 5.42 |
| Parks and Recreation | 3.14% 8 | 23.92% 61 | 15.29% 39 | 8.63% 22 | 8.24% 21 | 31.37% 80 | 7.45% 19 | 1.96% 5 | 255 | 4.71 |
| Senior Services | 0.78% 2 | 0.78% 2 | 1.18% 3 | 0.78% 2 | 3.14% 8 | 6.67% 17 | 38.82% 99 | 47.84% 122 | 255 | 1.81 |
| Library | 0.39% 1 | 3.92% 10 | 7.45% 19 | 7.84% 20 | 7.45% 19 | 10.98% 28 | 21.96% 56 | 40.00% 102 | 255 | 2.61 |

Q16 Do you have any other comments, questions, or concerns? If you would like to be contacted, please leave your contact information below.

Answered: 49 Skipped: 224