



Township of Branchburg

1077 US HIGHWAY 202 NORTH, BRANCHBURG, NJ 08876-3936
TELEPHONE: (908) 526-1300 x158 FAX: (908) 526-7479
OFFICE OF THE FIRE OFFICIAL

www.branchburg.nj.us

SMOKE ALARM/CARBON ALARM/FIRE EXTINGUISHER CHECKLIST

*****TEST AND CLEAN ALL SMOKE ALARMS BEFORE YOUR INSPECTION DATE.
PLEASE GO OVER THE FOLLOWING CHECKLIST TO ENSURE A PASSING INSPECTION**

CARBON MONOXIDE (CO) ALARM CHECKLIST

- Is there a working carbon monoxide alarm on each sleeping level?
- Is the carbon monoxide alarm located in the hallway in close proximity to each bedroom door?
- Carbon monoxide alarms may be battery or electric with battery backup, are the batteries in your carbon monoxide alarms working?
- If a combination smoke detector/carbon monoxide alarm is installed in your home, does the placement of the carbon alarm meet the requirements for a smoke detector?

PORTABLE FIRE EXTINGUISHERS CHECKLIST

- Is the fire extinguisher an approved listed and labeled type with a minimum rating of 2A:10B:C and no more than 10 pounds?
- Was the fire extinguisher purchased **within the past 12 months**? Or was it serviced and tagged by a certified Division of Fire Safety contractor **within the past 12 months**?
- Is the fire extinguisher readily accessible and not obstructed from any view? (**including cabinets, closets, doorways, etc.**)
- Is the fire extinguisher mounted using the manufacturer's hanging bracket so the operating instructions are clearly visible?
- Is the fire extinguisher within ten feet of the kitchen and located in the path of egress?
- Is there a fire extinguisher located in each kitchen or cooking area of the dwelling?
- Is the top of the extinguisher no more than five feet above the floor?
- Is the owner's manual or written operation instructions available and can be provided during the inspection and left for the new occupant?
- Is there a receipt available and can be presented during inspection for a recently purchased fire extinguisher **within the past 12 months** with the included manufactures tag located on the extinguisher?



Township of Branchburg

1077 US HIGHWAY 202 NORTH, BRANCHBURG, NJ 08876-3936
TELEPHONE: (908) 526-1300 x158 FAX: (908) 526-7479
OFFICE OF THE FIRE OFFICIAL

www.branchburg.nj.us

SMOKE ALARM CHECKLIST

- Did you test your smoke alarm to see if they were in working order?
- Are all the smoke alarm less than 10 years old?
- Are your smoke alarms installed on the basement level and all levels without a sleeping area located in close proximity to the stairway leading to the floor above?
- Are your smoke alarms properly mounted and secured to the ceiling or wall?
- Are your smoke alarms base flush with the ceiling/wall?
- Are all smoke alarms UL listed or equivalent and have a test button?
- Are your smoke alarms located more than 5 feet of a kitchen (cooking vapors)?
- Are your smoke alarms type according to code from the original construction or renovation?
- Are you smoke alarms more than 3 feet from an attic fan, tips of the ceiling fan blades, an air vent (supply or air flow), or the door leading to a bathroom containing a tub or shower (steam)?
- Did you check that your smoke alarms were NOT painted?

ANSWERING NO TO ANY OF THESE QUESTIONS WILL RESULT IN A FAILED INSPECTION

***The type of Smoke Alarm required for a SMOKE DETECTOR CARBON MONOXIDE ALARM & FIRE EXTINGUISHER COMPLIANCE CERTIFICATE will depend on the type of smoke detector that was required by Code at the time of original construction or possible renovations. SEE BELOW!

HOUSES BUILT/RENOVATED:

MINIMUM REQUIREMENTS FOR CSDCMAPFEC

Prior to January 1977

10-year battery-powered smoke detectors on all levels.

January 1977 - September 1978

Electric smoke alarms on sleeping levels.

October 1978 - January 1983

10-year sealed battery-powered smoke alarm on all other levels.

Electric smoke alarm on sleeping levels and basement level.

February 1983 - July 1984

10-year sealed battery-powered smoke alarm on all other levels.

Electric smoke alarm on all levels.

August 1984 - February 1991

Electric smoke alarm on all levels & all alarms must be Interconnected equipped with battery back-up.

March 1991 – Present

Electric smoke alarm on all levels & inside each bedroom. All alarms must be interconnected & equipped with battery back-up.

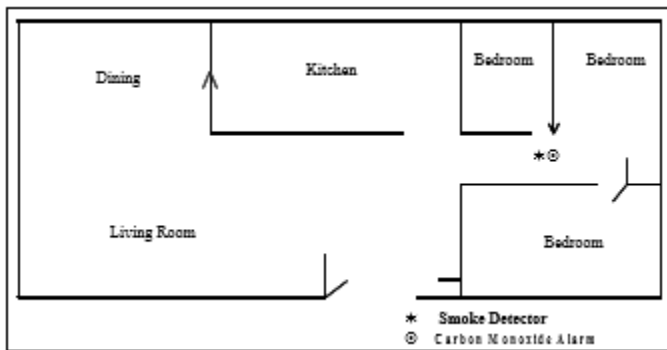


Figure 1 - Example of smoke alarm/carbon monoxide alarm placement with one sleeping area.
(From NFPA 74 NFPA 720)

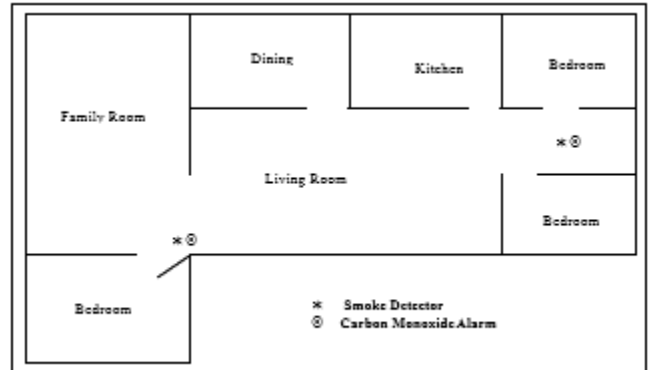


Figure 2 - Example of smoke alarm/carbon monoxide alarm placement with more than one sleeping area
(From NFPA 74 NFPA 720)

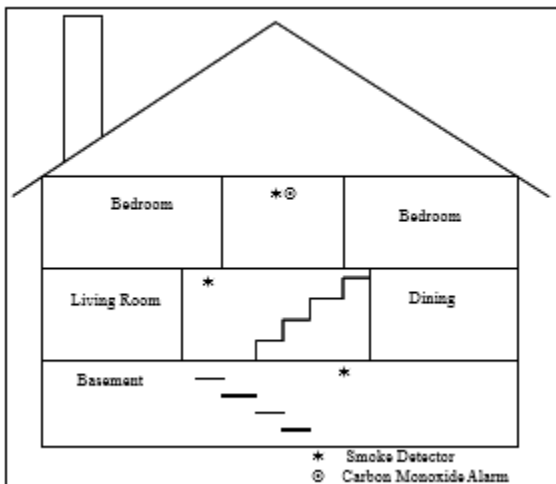


Figure 3 - Example of proper mounting of smoke alarm/carbon monoxide alarms in standard dwelling. (From NFPA 74 NFPA 720)

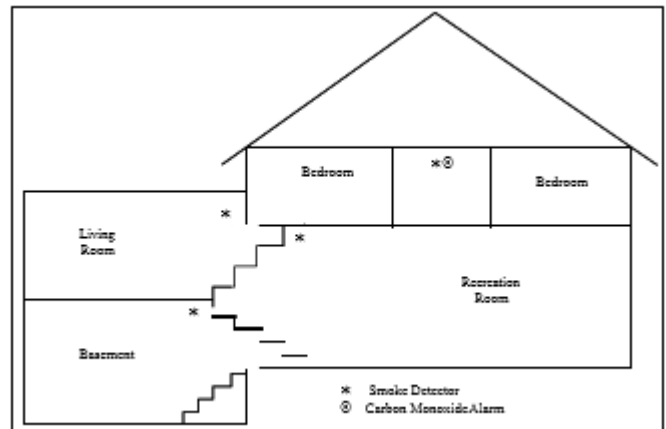


Figure 4 - Example of proper mounting of smoke alarm/carbon monoxide alarms in multi-level dwelling (From NFPA 74 NFPA 720)

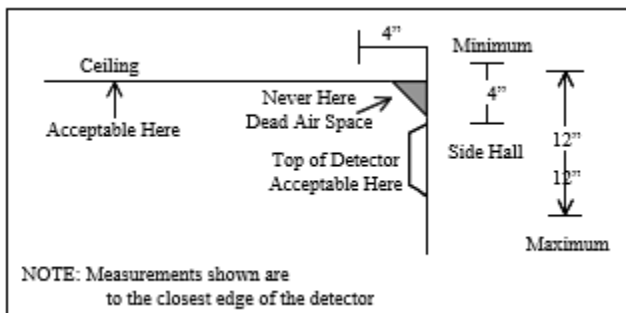


Figure 5 -Example of proper mounting for smoke alarm (From NFPA 74 NFPA 720)