

**MIDVALE CITY, UTAH
RESOLUTION NO. 2017-R-31**

**A RESOLUTION ACCEPTING AND APPROVING THE
RESULTS OF THE MUNICIPAL PRIMARY ELECTION HELD
AUGUST 15, 2017 AS SHOWN ON THE CANVASS REPORT**

WHEREAS, on August 15, 2017, the Midvale City Municipal Primary Election was held; and

WHEREAS, the Mayor and City Council are the Municipal Legislative Body for Midvale City and comprise the Board of Municipal Canvassers per Utah Code Annotated 20A-4-301(2)(a); and

WHEREAS, the Board of Canvassers shall meet to canvass the returns of the Municipal Primary Election at the usual place of meeting of the Municipal Legislative Body no sooner than seven days and no later than fourteen days after the election per Utah Code Annotated 20A-4-301(2)(b)(ii); and

WHEREAS, on August 15, 2017, the Board of the Canvassers canvassed the returns of the Municipal Primary Election; and

WHEREAS, the Board publicly canvassed the returns, determined from them the votes of each voting precinct of each person voted for; and

WHEREAS, the Board of Canvassers have determined that the election and voting were conducted in compliance with Utah State law.

NOW, THEREFORE, BE IT RESOLVED by the Midvale City Board of Canvassers:

Section 1. The Mayor and City Council, as the official Board of Canvassers, hereby accepts and approves the Election Results for the 2017 Midvale City Municipal Primary Election held August 15, 2017.

Section 2. The following candidates are declared to have received the number of votes indicated:

Mayor (4-Year Term)

<u>Candidate</u>	<u>Votes</u>
Andrea B Person	395
Matthew Hansen	270
Robert M. Hale	995
Sophia Hawes-Tingey	831
Phil Jankovich	371
Mont L. Millerberg	510

Council Member District #4 (4-Year Term)

<u>Candidate</u>	<u>Votes</u>
Wayne L. Sharp	238
Andrew Stoddard	124
Bryant Brown	248
Stephanie Johnson	186

Section 3. The following candidates have qualified by number of votes to be listed on the ballot for the Municipal General Election to be held November 7, 2017:

Mayor (4-Year Term)

Robert Hale
Sophia Hawes-Tingey

Council Member District #4 (4-Year Term)


Wayne Sharp – Withdrew
Bryant Brown

Section 4. The Election Officer (City Recorder) shall furnish a certified copy of this resolution and a certified copy of the Election Results Report to the Lieutenant Governor's Office within fourteen days following the Municipal Primary Election.

Section 5. The Election Officer (City Recorder) is directed to publish a copy of the certified report in a newspaper with general circulation in the City and post it in a conspicuous place within the City.


Section 6. This Resolution shall take effect immediately.

PASSED AND APPROVED by the Board of Municipal Canvassers of Midvale City, Utah this 29th day of August, 2017.



JoAnn B. Seghini, Mayor

ATTEST:



Rori L. Andreason, MMC
City Recorder/HR Director

Voting by the City Council	"Aye"	"Nay"
Stephen Brown	<input checked="" type="checkbox"/>	_____
Paul Glover	<input checked="" type="checkbox"/>	_____
Quinn Sperry	<input checked="" type="checkbox"/>	_____
Paul Hunt	<input checked="" type="checkbox"/>	_____
Wayne Sharp	<input checked="" type="checkbox"/>	_____





7505 South Holden Street
Midvale, UT 84047
Phone (801) 567-7200
www.midvalecity.org


August 29, 2017

Midvale City
Board of Canvassers
7505 South Holden Street
Midvale, UT 84047

The OFFICIAL CANVASS OF VOTES for the August 15, 2017 Primary Election, convened in the Council Chambers of Midvale City Hall, August 29, 2017 at 7:00 p.m. The cumulative voting results were presented to the Board for certification.

The Board of Canvassers consisting of the following members hereby accept the official results:


STEPHEN BROWN


Signature


QUINN SPERRY


Signature


PAUL GLOVER


Signature


PAUL HUNT


Signature


WAYNE SHARP


Signature


JOANN B. SEGHINI


Signature

I, Rori L. Andreason, City Recorder in and for Midvale City, State of Utah, do hereby certify that the attached report is a true and correct copy of the final tabulation of votes for the Primary Election held in Midvale City on Tuesday, August 15, 2017.


Rori L. Andreason, MMC
City Recorder/HR Director





Sherrie Swensen

Salt Lake County Clerk

Rashelle Hobbs

Chief Deputy Clerk



August 29, 2017

Rori Andreason
7505 S Holden St
Midvale, UT 84047

Dear Rori:

The results of the canvass for the August 15, 2017 Primary Election for the City of Midvale are attached to meet the requirements of Utah Code Annotated 20A-4-304.

The information provided for your Board of Canvassers includes a final official summary report of the election results and a precinct detail report. The code only requires your Board of Canvassers to view a precinct report and certify the summary results.

I have also provided a sheet of various statistics pertaining to the election for your reference, but it does not need to be included with the information presented to the Board of Canvassers. However, it might be useful in case you are asked specific questions by the Board or the public.

It was a privilege to work with you and if you have any questions or need additional information, don't hesitate to contact me or Rozan Mitchell at 385-468-7415.

Warm regards,

Sherrie Swensen
Salt Lake County Clerk

OFFICIAL PRIMARY ELECTION RESULTS
2017 MUNICIPAL PRIMARY ELECTION
SALT LAKE COUNTY, UTAH
ELECTIONS SUMMARY REPORT

Date:08/29/17
Time:11:33:35
Page:1 of 1

Registered Voters 368119 - Cards Cast 3393 0.92%

Num. Report Precinct 608

Midvale Mayor

	Total	
Number of Precincts	22	
Times Counted	3393/12217	27.8 %
Total Votes	3372	
ROBERT M. HALE	995	29.51%
SOPHIA HAWES-TINGEY	831	24.64%
MONT L. MILLERBERG	510	15.12%
ANDREA B PERSON	395	11.71%
PHIL JANKOVICH	371	11.00%
MATTHEW HANSEN	270	8.01%

Midvale Council 4

	Total	
Number of Precincts	4	
Times Counted	803/2218	36.2 %
Total Votes	796	
BRYANT BROWN	248	31.16%
WAYNE L. SHARP	238	29.90%
STEPHANIE JOHNSON	186	23.37%
ANDREW STODDARD	124	15.58%

**2017 Primary Election Canvass Statistics:
Midvale Mayor and City Council District 4**

Eligible Registered Voters		12,217	
Ballots Counted		3,393	27.77%
By Mail Ballots Counted		3,252	27.77%
By Mail Ballots Not Accepted (not counted)		44	1.35%
*	<i>Returned Unsigned</i>	15	
*	<i>Signatures Did Not Match the Voter Record</i>	13	
	<i>Two ballots in one envelope</i>	-	
	<i>Empty Envelopes</i>	-	
	<i>Ballots Postmark Invalid</i>	16	
Voted in Person		141	4.16%
	<i>In Office/Early Voting</i>	10	0.29%
	<i>Vote Centers on Election Day</i>	131	3.86%
Emergency Ballots			
	<i>Emergency Absentee Ballots issued</i>	-	
	<i>Emergency Absentee Ballots counted</i>	-	
Provisional Ballots Issued		5	0.15%
Provisional Ballots Counted		4	80.00%
Provisional Ballots Not Accepted		1	20.00%
	<i>Voted an Absentee Ballot or Early</i>	1	
	<i>Not Registered to Vote</i>	-	
	<i>No ID Provided</i>	-	
	<i>No Proof of Residency</i>	-	
Vote Centers and Vote Center Workers			
	<i>Number of Election Day Vote Centers</i>	36	
	<i>Number of Early Voting Locations</i>	13	
	<i>Number of Vote Center Workers</i>	195	
Ballots Counted on or Before Election Day		2,601	76.66%
(Absentee, By Mail, Vote Centers and Early Voting)			
Valid Ballots Processed and Counted After Election Day		792	23.34%

* Voters were notified and provided an opportunity to rectify their ballots.

OFFICIAL PRIMARY ELECTION RESULTS
2017 MUNICIPAL PRIMARY ELECTION
SALT LAKE COUNTY, UTAH
STATEMENT OF VOTES CAST REPORT

Date: 08/29/17
Time: 11:55:10
Page: 1 of 6

TURN OUT									
Jurisdiction Wide	Reg. Voters	Cards Cast	% Turnout	Reg. Voters	Times Counted	Total Votes	ANDREA B. PERSON	MATTHEW HANSEN	ROBERT M. HALE
MID001	1126	11	0.98%	1126	11	11	1	9.00%	4
Vote Centers	1126	0	0.00%	1126	0	0	0	0.00%	0
Early Voting	1126	0	0.00%	1126	0	0	0	0.00%	0
In-Office	1126	0	0.00%	1126	0	0	0	0.00%	0
Vote By Mail	1126	141	12.52%	1126	141	141	28	19.86%	12
Total	1126	152	13.50%	1126	152	152	29	19.08%	16
MID002	630	4	0.63%	630	4	4	1	25.00%	0
Vote Centers	630	0	0.00%	630	0	0	0	0.00%	0
Early Voting	630	0	0.00%	630	0	0	0	0.00%	0
In-Office	630	0	0.00%	630	0	0	0	0.00%	0
Vote By Mail	630	212	33.65%	630	212	212	60	28.30%	7
Total	630	216	34.29%	630	216	216	61	28.24%	7
MID003	821	18	2.19%	821	18	17	0	0.00%	3
Vote Centers	821	0	0.00%	821	0	0	0	0.00%	0
Early Voting	821	0	0.00%	821	0	0	0	0.00%	0
In-Office	821	0	0.00%	821	0	0	0	0.00%	0
Vote By Mail	821	184	22.41%	821	184	184	44	21.89%	21
Total	821	202	24.60%	821	202	201	44	21.89%	21
MID005	690	2	0.29%	690	2	2	0	0.00%	1
Vote Centers	690	1	0.14%	690	1	1	0	0.00%	0
Early Voting	690	0	0.00%	690	0	0	0	0.00%	0
In-Office	690	0	0.00%	690	0	0	0	0.00%	0
Vote By Mail	690	292	42.32%	690	292	292	12	4.11%	12
Total	690	295	42.75%	690	295	295	12	4.07%	13
MID006	714	4	0.54%	714	4	4	0	0.00%	0
Vote Centers	714	1	0.14%	714	1	1	0	0.00%	0
Early Voting	714	0	0.00%	714	0	0	0	0.00%	0
In-Office	714	0	0.00%	714	0	0	0	0.00%	0
Vote By Mail	714	217	30.50%	714	217	217	8	3.69%	10
Total	714	222	30.25%	714	222	222	8	3.69%	10
MID008	165	0	0.00%	165	0	0	0	0.00%	0
Vote Centers	165	0	0.00%	165	0	0	0	0.00%	0
Early Voting	165	0	0.00%	165	0	0	0	0.00%	0
In-Office	165	0	0.00%	165	0	0	0	0.00%	0
Vote By Mail	165	29	17.58%	165	29	29	4	13.70%	9
Total	165	29	17.58%	165	29	29	4	13.70%	9
MID010	572	6	1.05%	572	6	6	1	16.67%	0
Vote Centers	572	2	0.35%	572	2	2	0	0.00%	0
Early Voting	572	0	0.00%	572	0	0	0	0.00%	0
In-Office	572	0	0.00%	572	0	0	0	0.00%	0
Vote By Mail	572	102	17.83%	572	102	100	18	18.00%	8
Total	572	110	19.23%	572	110	107	19	17.76%	8
MID011	925	10	1.08%	925	10	10	1	10.00%	3
Vote Centers	925	1	0.11%	925	1	1	0	0.00%	0
Early Voting	925	0	0.00%	925	0	0	0	0.00%	0
In-Office	925	0	0.00%	925	0	0	0	0.00%	0
Vote By Mail	925	286	30.92%	925	286	285	23	8.07%	22
Total	925	297	32.11%	925	297	296	25	8.45%	25
MID013	433	3	0.69%	433	3	3	0	0.00%	1
Vote Centers	433	2	0.46%	433	2	2	0	0.00%	0
Early Voting	433	0	0.00%	433	0	0	0	0.00%	0
In-Office	433	0	0.00%	433	0	0	0	0.00%	0
Vote By Mail	433	114	26.33%	433	114	112	13	11.61%	17
Total	433	119	27.48%	433	119	117	14	11.97%	18
MID014	14	0	0.00%	14	0	0	0	0.00%	0
Vote Centers	14	0	0.00%	14	0	0	0	0.00%	0
Early Voting	14	0	0.00%	14	0	0	0	0.00%	0
In-Office	14	0	0.00%	14	0	0	0	0.00%	0
Vote By Mail	14	2	14.29%	14	2	2	0	0.00%	0
Total	14	2	14.29%	14	2	2	0	0.00%	0
MID015	14	0	0.00%	14	0	0	0	0.00%	0
Vote Centers	14	0	0.00%	14	0	0	0	0.00%	0
Early Voting	14	0	0.00%	14	0	0	0	0.00%	0
In-Office	14	0	0.00%	14	0	0	0	0.00%	0
Vote By Mail	14	2	14.29%	14	2	2	0	0.00%	0
Total	14	2	14.29%	14	2	2	0	0.00%	0
MID016	14	0	0.00%	14	0	0	0	0.00%	0
Vote Centers	14	0	0.00%	14	0	0	0	0.00%	0
Early Voting	14	0	0.00%	14	0	0	0	0.00%	0
In-Office	14	0	0.00%	14	0	0	0	0.00%	0
Vote By Mail	14	2	14.29%	14	2	2	0	0.00%	0
Total	14	2	14.29%	14	2	2	0	0.00%	0
MID017	14	0	0.00%	14	0	0	0	0.00%	0
Vote Centers	14	0	0.00%	14	0	0	0	0.00%	0
Early Voting	14	0	0.00%	14	0	0	0	0.00%	0
In-Office	14	0	0.00%	14	0	0	0	0.00%	0
Vote By Mail	14	2	14.29%	14	2	2	0	0.00%	0
Total	14	2	14.29%	14	2	2	0	0.00%	0
MID018	14	0	0.00%	14	0	0	0	0.00%	0
Vote Centers	14	0	0.00%	14	0	0	0	0.00%	0
Early Voting	14	0	0.00%	14	0	0	0	0.00%	0
In-Office	14	0	0.00%	14	0	0	0	0.00%	0
Vote By Mail	14	2	14.29%	14	2	2	0	0.00%	0
Total	14	2	14.29%	14	2	2	0	0.00%	0
MID019	14	0	0.00%	14	0	0	0	0.00%	0
Vote Centers	14	0	0.00%	14	0	0	0	0.00%	0
Early Voting	14	0	0.00%	14	0	0	0	0.00%	0
In-Office	14	0	0.00%	14	0	0	0	0.00%	0
Vote By Mail	14	2	14.29%	14	2	2	0	0.00%	0
Total	14	2	14.29%	14	2	2	0	0.00%	0
MID020	14	0	0.00%	14	0	0	0	0.00%	0
Vote Centers	14	0	0.00%	14	0	0	0	0.00%	0
Early Voting	14	0	0.00%	14	0	0	0	0.00%	0
In-Office	14	0	0.00%	14	0	0	0	0.00%	0
Vote By Mail	14	2	14.29%	14	2	2	0	0.00%	0
Total	14	2	14.29%	14	2	2	0	0.00%	0
MID021	14	0	0.00%	14	0	0	0	0.00%	0
Vote Centers	14	0	0.00%	14	0	0	0	0.00%	0
Early Voting	14	0	0.00%	14	0	0	0	0.00%	0
In-Office	14	0	0.00%	14	0	0	0	0.00%	0
Vote By Mail	14	2	14.29%	14	2	2	0	0.00%	0
Total	14	2	14.29%	14	2	2	0	0.00%	0
MID022	14	0	0.00%	14	0	0	0	0.00%	0
Vote Centers	14	0	0.00%	14	0	0	0	0.00%	0
Early Voting	14	0	0.00%	14	0	0	0	0.00%	0
In-Office	14	0	0.00%	14	0	0	0	0.00%	0
Vote By Mail	14	2	14.29%	14	2	2	0	0.00%	0
Total	14	2	14.29%	14	2	2	0	0.00%	0
MID023	14	0	0.00%	14	0	0	0	0.00%	0
Vote Centers	14	0	0.00%	14	0	0	0	0.00%	0
Early Voting	14	0	0.00%	14	0	0	0	0.00%	0
In-Office	14	0	0.00%	14	0	0	0	0.00%	0
Vote By Mail	14	2	14.29%	14	2	2	0	0.00%	0
Total	14	2	14.29%	14	2	2	0	0.00%	0
MID024	14	0	0.00%	14	0	0	0	0.00%	0
Vote Centers	14	0	0.00%	14	0	0	0	0.00%	0
Early Voting	14	0	0.00%	14	0	0	0	0.00%	0
In-Office	14	0	0.00%	14	0	0	0	0.00%	0
Vote By Mail	14	2	14.29%	14	2	2	0	0.00%	0
Total	14	2	14.29%	14	2	2	0	0.00%	0
MID025	14	0	0.00%	14	0	0	0	0.00%	0
Vote Centers	14	0	0.00%	14	0	0	0	0.00%	0
Early Voting	14	0	0.00%	14	0	0	0	0.00%	0
In-Office	14	0	0.00%	14	0	0	0	0.00%	0
Vote By Mail	14	2	14.29%	14	2	2	0	0.00%	0
Total	14	2	14.29%	14	2	2	0	0.00%	0
MID026	14	0	0.00%	14	0	0	0	0.00%	0
Vote Centers	14	0	0.00%	14	0	0	0	0.00%	0
Early Voting	14	0	0.00%	14	0	0	0	0.00%	0
In-Office	14	0	0.00%	14	0	0	0	0.00%	0
Vote By Mail	14	2	14.29%	14	2	2	0	0.00%	0
Total	14	2	14.29%	14	2	2	0	0.00%	0
MID027	14	0	0.00%	14	0	0	0	0.00%	0
Vote Centers	14	0	0.00%	14	0	0	0	0.00%	0
Early Voting	14	0	0.00%	14	0	0	0	0.00%	0
In-Office	14	0	0.00%	14	0	0	0	0.00%	0
Vote By Mail	14	2	14.29%	14	2	2	0	0.00%	0
Total	14	2	14.29%	14	2	2	0	0.00%	0
MID028	14	0	0.00%	14	0	0	0	0.00%	0
Vote Centers	14	0	0.00%	14	0	0	0	0.00%	0
Early Voting	14	0	0.00%	14	0	0	0	0.00%	0
In-Office	14	0	0.00%	14	0	0	0	0.00%	0
Vote By Mail	14	2	14.29%	14	2	2	0	0.00%	0
Total	14	2	14.29%	14	2	2	0	0.00%	0
MID029	14	0	0.00%	14	0	0	0	0.00%	0
Vote Centers	14	0	0.00%	14	0	0	0	0.00%	0
Early Voting	14	0	0.00%	14	0	0	0	0.00%	0
In-Office	14	0	0.00%	14	0	0	0	0.00%	0
Vote By Mail	14	2	14.29%	14	2	2	0	0.00%	0
Total	14	2	14.29%	14	2	2	0	0.00%	0
MID030	14	0	0.00%	14	0	0	0	0.00%	0
Vote Centers	14	0	0.00%	14	0	0	0	0.00%	0
Early Voting	14	0	0.00%	14	0	0	0	0.00%	0
In-Office	14	0	0.00%	14	0	0	0	0.00%	0
Vote By Mail	14	2	14.29%	14	2	2	0	0.00%	0
Total	14	2	14.29%	14	2	2			

OFFICIAL PRIMARY ELECTION RESULTS
2017 MUNICIPAL PRIMARY ELECTION
SALT LAKE COUNTY, UTAH
STATEMENT OF VOTES CAST REPORT

Michelle Maynor

TURN OUT										Midvale Mayor									
	Reg. Voters		Cards Cast	% Turnout	Reg. Voters		Times Counted	Total Votes	ANDREA B. PERSON	MATTHEW HANSEN	ROBERT M. HALE	SOPHIA HAWES-TINCEY	PHIL JANKOVICH	MONTI MILLERBERG					
MIDD015	692	3	0.43%	692	3	3	2	66.67%	0	0.00%	1	33.33%	0	0.00%	0	0.00%	0	0.00%	
Vote Centers	692	0	0.00%	692	0	0	0	-	0	-	0	-	0	-	0	-	0	-	
Early Voting	692	0	0.00%	692	0	0	0	-	0	-	0	-	0	-	0	-	0	-	
In-Office	692	0	0.00%	692	0	0	0	-	0	-	0	-	0	-	0	-	0	-	
Vote By Mail	692	156	22.54%	692	156	154	7	4.55%	21	13.64%	78	50.65%	24	15.58%	7	4.55%	17	11.04%	
Total	692	159	22.98%	692	159	157	9	5.73%	21	13.38%	79	50.32%	24	15.29%	7	4.40%	17	10.83%	
MIDD016	529	5	0.95%	529	5	5	0	0.00%	0	0.00%	4	80.00%	0	0.00%	0	0.00%	1	20.00%	
Vote Centers	529	0	0.00%	529	0	0	0	-	0	-	0	-	0	-	0	-	0	-	
Early Voting	529	0	0.00%	529	0	0	0	-	0	-	0	-	0	-	0	-	0	-	
In-Office	529	0	0.00%	529	0	0	0	-	0	-	0	-	0	-	0	-	0	-	
Vote By Mail	529	136	25.71%	529	136	134	6	4.48%	8	5.97%	76	56.72%	28	20.90%	9	6.72%	7	5.22%	
Total	529	141	26.65%	529	141	139	6	4.32%	8	5.76%	80	57.55%	28	20.14%	9	6.47%	8	5.76%	
MIDD017	606	7	1.16%	606	7	7	2	28.57%	0	0.00%	0	0.00%	2	28.57%	0	0.00%	3	42.86%	
Vote Centers	606	0	0.00%	606	0	0	0	-	0	-	0	-	0	-	0	-	0	-	
Early Voting	606	0	0.00%	606	0	0	0	-	0	-	0	-	0	-	0	-	0	-	
In-Office	606	0	0.00%	606	0	0	0	-	0	-	0	-	0	-	0	-	0	-	
Vote By Mail	606	113	18.65%	606	113	110	14	12.39%	17	15.64%	30	26.55%	32	26.55%	5	4.17%	17	15.64%	
Total	606	120	19.80%	606	120	120	16	13.33%	17	14.17%	30	25.00%	32	26.67%	5	4.17%	20	16.67%	
MIDD019	509	15	2.95%	509	15	15	1	6.67%	2	13.33%	1	6.67%	4	26.67%	0	0.00%	7	46.67%	
Vote Centers	509	0	0.00%	509	0	0	0	-	0	-	0	-	0	-	0	-	0	-	
Early Voting	509	0	0.00%	509	0	0	0	-	0	-	0	-	0	-	0	-	0	-	
In-Office	509	0	0.00%	509	0	0	0	-	0	-	0	-	0	-	0	-	0	-	
Vote By Mail	509	195	38.31%	509	195	193	22	11.40%	16	8.29%	41	21.24%	36	18.65%	29	15.03%	49	25.39%	
Total	509	210	41.26%	509	210	208	23	11.00%	18	8.55%	42	20.19%	40	19.23%	29	13.94%	56	26.92%	
MIDD022	990	9	0.91%	990	9	9	1	11.11%	0	0.00%	2	22.22%	1	11.11%	2	22.22%	3	33.33%	
Vote Centers	990	0	0.00%	990	0	0	0	-	0	-	0	-	0	-	0	-	0	-	
Early Voting	990	1	0.10%	990	1	1	0	0.00%	0	0.00%	0	0.00%	0	0.00%	1	100.00%	0	0.00%	
In-Office	990	0	0.00%	990	0	0	0	-	0	-	0	-	0	-	0	-	0	-	
Vote By Mail	990	313	31.64%	990	313	312	46	13.86%	19	5.72%	130	39.16%	61	18.37%	26	7.83%	50	15.05%	
Total	990	343	34.65%	990	343	342	47	13.74%	19	5.56%	132	38.60%	62	18.13%	29	8.48%	53	15.50%	
MIDD024	821	11	1.34%	821	11	11	1	9.09%	0	0.00%	3	27.27%	5	45.45%	1	9.09%	1	9.09%	
Vote Centers	821	0	0.00%	821	0	0	0	-	0	-	0	-	0	-	0	-	0	-	
Early Voting	821	0	0.00%	821	0	0	0	-	0	-	0	-	0	-	0	-	0	-	
In-Office	821	0	0.00%	821	0	0	0	-	0	-	0	-	0	-	0	-	0	-	
Vote By Mail	821	192	23.39%	821	192	192	16	8.33%	13	6.77%	32	16.67%	32	16.67%	23	11.98%	76	39.58%	
Total	821	203	24.75%	821	203	203	17	8.79%	13	6.40%	35	17.24%	37	18.23%	24	11.82%	77	37.93%	
MIDD025	307	4	1.30%	307	4	4	0	0.00%	2	50.00%	0	0.00%	0	0.00%	0	0.00%	0	0.00%	
Vote Centers	307	0	0.00%	307	0	0	0	-	0	-	0	-	0	-	0	-	0	-	
Early Voting	307	0	0.00%	307	0	0	0	-	0	-	0	-	0	-	0	-	0	-	
In-Office	307	0	0.00%	307	0	0	0	-	0	-	0	-	0	-	0	-	0	-	
Vote By Mail	307	55	17.92%	307	55	55	9	16.36%	5	9.09%	10	18.18%	24	43.64%	7	12.71%	12	21.82%	
Total	307	59	19.22%	307	59	59	9	15.25%	7	11.86%	12	20.34%	24	40.68%	0	0.00%	7	11.66%	
MIDD027	346	11	3.18%	346	11	11	2	18.18%	3	27.27%	3	27.27%	0	0.00%	0	0.00%	0	0.00%	
Vote Centers	346	0	0.00%	346	0	0	0	-	0	-	0	-	0	-	0	-	0	-	
Early Voting	346	0	0.00%	346	0	0	0	-	0	-	0	-	0	-	0	-	0	-	
In-Office	346	0	0.00%	346	0	0	0	-	0	-	0	-	0	-	0	-	0	-	
Vote By Mail	346	132	38.15%	346	132	131	16	12.19%	10	7.61%	65	49.62%	20	15.27%	16	12.21%	4	3.05%	
Total	346	143	41.33%	346	143	142	18	12.68%	13	9.15%	68	47.89%	23	16.20%	16	11.27%	4	2.92%	
MIDD028	487	2	0.41%	487	2	2	0	0.00%	0	0.00%	0	0.00%	0	0.00%	1	50.00%	1	50.00%	
Vote Centers	487	0	0.00%	487	0	0	0	-	0	-	0	-	0	-	0	-	0	-	
Early Voting	487	0	0.00%	487	0	0	0	-	0	-	0	-	0	-	0	-	0	-	
In-Office	487	0	0.00%	487	0	0	0	-	0	-	0	-	0	-	0	-	0	-	
Vote By Mail	487	123	25.26%	487	123	123	13	10.57%	15	12.20%	29	23.58%	45	36.59%	12	9.70%	9	7.32%	
Total	487	125	25.67%	487	125	125	13	10.40%	15	12.00%	29	23.20%	45	36.00%	13	10.40%	10	8.00%	
MIDD029	447	4	0.89%	447	4	4	0	0.00%	0	0.00%	1	25.00%	3	75.00%	0	0.00%	0	0.00%	
Vote Centers	447	0	0.00%	447	0	0	0	-	0	-	0	-	0	-	0	-	0	-	
Early Voting	447	1	0.22%	447	1	1	0	0.00%	0	0.00%	0	0.00%	0	0.00%	1	100.00%	0	0.00%	
In-Office	447	0	0.00%	447	0	0	0	-	0	-	0	-	0	-	0	-	0	-	
Vote By Mail	447	134	29.98%	447	134	131	10	7.63%	5	3.82%	60	45.80%	31	23.66%	14	10.69%	11	8.40%	
Total	447	139	31.09%	447	139	136	10	7.35%	5	3.68%	61	44.85%	34	25.00%	14	10.29%	12	8.82%	
MIDD030	447	139	31.09%	447	139	136	10	7.35%	5	3.68%	61	44.85%	34	25.00%	14	10.29%	12	8.82%	

OFFICIAL PRIMARY ELECTION RESULTS
2017 MUNICIPAL PRIMARY ELECTION
SALT LAKE COUNTY, UTAH
STATEMENT OF VOTES CAST REPORT

Michelle Mayor

TURN OUT											
Reg Voters	Cards Cast	% Turnout	Reg Voters	Times Counted	Total Votes	ANDREA B PERSON	MATTHEW HANSEN	ROBERT M. HALE	SOPHIA HAWES-TINGEY	PHIL JANKOVICH	MONTL MILLERBERG
Voter Centers	373	2 0.54%	373	2	2	0 0.00%	0 0.00%	1 50.00%	1 50.00%	0 0.00%	0 0.00%
Early Voting	373	1 0.27%	373	1	1	0 0.00%	0 0.00%	0 0.00%	1 100.00%	0 0.00%	0 0.00%
In-Office	373	0 0.00%	373	0	0	0 -	0 -	0 -	0 -	0 -	0 -
Voter By Mail	373	104 27.88%	373	104	101	11 10.89%	7 6.93%	31 30.69%	12 11.88%	3 2.97%	37 36.63%
Total	373	107 28.69%	373	107	104	11 10.58%	7 6.73%	32 30.77%	14 13.46%	3 2.88%	37 35.58%
MID0132											
Voter Centers	0	0 -	0	0	0	0 -	0 -	0 -	0 -	0 -	0 -
Early Voting	0	0 -	0	0	0	0 -	0 -	0 -	0 -	0 -	0 -
In-Office	0	0 -	0	0	0	0 -	0 -	0 -	0 -	0 -	0 -
Voter By Mail	0	0 -	0	0	0	0 -	0 -	0 -	0 -	0 -	0 -
Total	0	0 -	0	0	0	0 -	0 -	0 -	0 -	0 -	0 -
Voter Centers	12217	131 1.07%	12217	131	130	13 10.00%	19 14.62%	29 22.31%	31 23.85%	15 11.54%	23 17.69%
Early Voting	12217	3232 26.62%	12217	3232	3233	380 11.75%	251 7.76%	963 29.79%	798 24.68%	355 10.98%	486 15.05%
In-Office	12217	10 0.08%	12217	10	9	2 22.22%	0 0.00%	3 33.33%	2 22.22%	1 11.11%	1 11.11%
Voter By Mail	12217	0 0.00%	12217	0	0	0 -	0 -	0 -	0 -	0 -	0 -
Total	12217	3393 27.77%	12217	3393	3372	395 11.71%	270 8.01%	995 29.51%	811 24.44%	371 11.00%	510 15.12%

OFFICIAL PRIMARY ELECTION RESULTS
2017 MUNICIPAL PRIMARY ELECTION
SALT LAKE COUNTY, UTAH
STATEMENT OF VOTES CAST REPORT

Date: 08/29/17
Time: 11:55:11
Page: 4 of 6

Midvale Council 4

Jurisdiction Wide	Reg. Voters	Times Counted	Total Votes	WAYNE L. SHARP	ANDREW STODDARD	BRYANT BROWN	STEPHANIE JOHNSON
MID001							
Vote Centers	-	-	-	-	-	-	-
Early Voting	-	-	-	-	-	-	-
In-Office	-	-	-	-	-	-	-
Vote By Mail	-	-	-	-	-	-	-
Total	-	-	-	-	-	-	-
MID002							
Vote Centers	-	-	-	-	-	-	-
Early Voting	-	-	-	-	-	-	-
In-Office	-	-	-	-	-	-	-
Vote By Mail	-	-	-	-	-	-	-
Total	-	-	-	-	-	-	-
MID003							
Vote Centers	-	-	-	-	-	-	-
Early Voting	-	-	-	-	-	-	-
In-Office	-	-	-	-	-	-	-
Vote By Mail	-	-	-	-	-	-	-
Total	-	-	-	-	-	-	-
MID005							
Vote Centers	-	-	-	-	-	-	-
Early Voting	-	-	-	-	-	-	-
In-Office	-	-	-	-	-	-	-
Vote By Mail	-	-	-	-	-	-	-
Total	-	-	-	-	-	-	-
MID006							
Vote Centers	-	-	-	-	-	-	-
Early Voting	-	-	-	-	-	-	-
In-Office	-	-	-	-	-	-	-
Vote By Mail	-	-	-	-	-	-	-
Total	-	-	-	-	-	-	-
MID009							
Vote Centers	-	-	-	-	-	-	-
Early Voting	-	-	-	-	-	-	-
In-Office	-	-	-	-	-	-	-
Vote By Mail	-	-	-	-	-	-	-
Total	-	-	-	-	-	-	-
MID010							
Vote Centers	-	-	-	-	-	-	-
Early Voting	-	-	-	-	-	-	-
In-Office	-	-	-	-	-	-	-
Vote By Mail	-	-	-	-	-	-	-
Total	-	-	-	-	-	-	-
MID011							
Vote Centers	-	-	-	-	-	-	-
Early Voting	-	-	-	-	-	-	-
In-Office	-	-	-	-	-	-	-
Vote By Mail	-	-	-	-	-	-	-
Total	-	-	-	-	-	-	-
MID013							
Vote Centers	-	-	-	-	-	-	-
Early Voting	-	-	-	-	-	-	-
In-Office	-	-	-	-	-	-	-
Vote By Mail	-	-	-	-	-	-	-
Total	-	-	-	-	-	-	-
MID014							
Vote Centers	-	-	-	-	-	-	-
Early Voting	-	-	-	-	-	-	-
In-Office	-	-	-	-	-	-	-
Vote By Mail	-	-	-	-	-	-	-
Total	-	-	-	-	-	-	-

OFFICIAL PRIMARY ELECTION RESULTS
2017 MUNICIPAL PRIMARY ELECTION
SALT LAKE COUNTY, UTAH
STATEMENT OF VOTES CAST REPORT

Midvale Council 4

	Reg Voters	Times Counted	Total Votes	WAYNE L. SHARP	ANDREW STODDARD	BRYANT BROWN	STEPHANIE JOHNSON
MID015							
Vote Centers	-	-	-	-	-	-	-
Early Voting	-	-	-	-	-	-	-
In-Office	-	-	-	-	-	-	-
Vote By Mail	-	-	-	-	-	-	-
Total	-	-	-	-	-	-	-
MID016							
Vote Centers	-	-	-	-	-	-	-
Early Voting	-	-	-	-	-	-	-
In-Office	-	-	-	-	-	-	-
Vote By Mail	-	-	-	-	-	-	-
Total	-	-	-	-	-	-	-
MID017							
Vote Centers	-	-	-	-	-	-	-
Early Voting	-	-	-	-	-	-	-
In-Office	-	-	-	-	-	-	-
Vote By Mail	-	-	-	-	-	-	-
Total	-	-	-	-	-	-	-
MID019							
Vote Centers	509	15	15	0	2	11	2
Early Voting	509	0	0	0.00%	13.33%	73.33%	13.33%
In-Office	509	0	0	0	0	0	0
Vote By Mail	509	195	195	38	9	92	56
Total	509	210	210	38	11	103	58
MID022							
Vote Centers	990	9	9	2	0	5	2
Early Voting	990	1	1	0.00%	0.00%	55.56%	22.22%
In-Office	990	0	0	0	1	0	0
Vote By Mail	990	333	331	130	39	76	86
Total	990	343	341	132	40	81	88
MID024							
Vote Centers	-	-	-	-	-	-	-
Early Voting	-	-	-	-	-	-	-
In-Office	-	-	-	-	-	-	-
Vote By Mail	-	-	-	-	-	-	-
Total	-	-	-	-	-	-	-
MID025							
Vote Centers	-	-	-	-	-	-	-
Early Voting	-	-	-	-	-	-	-
In-Office	-	-	-	-	-	-	-
Vote By Mail	-	-	-	-	-	-	-
Total	-	-	-	-	-	-	-
MID027							
Vote Centers	346	11	10	4	0	5	1
Early Voting	346	0	0	40.00%	0.00%	50.00%	10.00%
In-Office	346	0	0	0	0	0	0
Vote By Mail	346	132	130	49	15	36	30
Total	346	143	140	53	15	41	31
MID028							
Vote Centers	-	-	-	-	-	-	-
Early Voting	-	-	-	-	-	-	-
In-Office	-	-	-	-	-	-	-
Vote By Mail	-	-	-	-	-	-	-
Total	-	-	-	-	-	-	-
MID029							
Vote Centers	-	-	-	-	-	-	-
Early Voting	-	-	-	-	-	-	-
In-Office	-	-	-	-	-	-	-
Vote By Mail	-	-	-	-	-	-	-
Total	-	-	-	-	-	-	-
MID030							
Vote Centers	-	-	-	-	-	-	-
Early Voting	-	-	-	-	-	-	-
In-Office	-	-	-	-	-	-	-
Vote By Mail	-	-	-	-	-	-	-
Total	-	-	-	-	-	-	-

OFFICIAL PRIMARY ELECTION RESULTS
2017 MUNICIPAL PRIMARY ELECTION
SALT LAKE COUNTY, UTAH
STATEMENT OF VOTES CAST REPORT

Midvale Council 4

Reg. Voters	Times Counted	Total Votes	WAYNE L. SHARP	ANDREW STODDARD	BRYANT BROWN	STEPHANIE JOHNSON
Voter Centers	373	2	0	0	2	0
Early Voting	373	1	0	1	0	0
In-Office	373	0	0	0	0	0
Voter By Mail	373	104	15	57	21	9
Total	373	107	15	58	23	9
MID052			14.29%	55.24%	21.90%	8.57%
Voter Centers	-	-	-	-	-	-
Early Voting	-	-	-	-	-	-
In-Office	-	-	-	-	-	-
Voter By Mail	-	-	-	-	-	-
Total	-	-	-	-	-	-
Voter Centers	2218	37	6	2	23	5
Early Voting	2218	764	232	120	225	181
In-Office	2218	2	0	7	0	0
Total	2218	803	238	124	248	186
			29.90%	15.80%	31.10%	23.37%