


PAYROLL CHANGE REQUEST FORM

Court Packet #

48

SIGNED ORIGINAL MUST BE RECEIVED BY THE COUNTY BUDGET OFFICER BY 8:00 A.M. ON THE MONDAY ONE WEEK PRIOR TO THE MONDAY OF COMMISSIONERS COURT

SECTION A: TO BE COMPLETED BY THE REQUESTING DEPARTMENT. Fill out all areas in Section A


EMPLOYEE NAME:	Tammy Leverett	EMPLOYEE NO:	014259
REQUESTOR (PRINT NAME):	Angela Blocker	EFFECTIVE DATE:	10.14.19
AUTHORIZED SIGNATURE:			
	FROM	TO	
DEPARTMENT # - JOB CLASS # - POSITION #		495.4308.3	
DEPARTMENT NAME		County Auditor	
JOB TITLE		Accts Payable Asst	
EMPLOYEE STATUS Full Time: 30 or more hours weekly Part Time: 29 hours or less weekly Temp: duration of hire not to exceed 1 year Seasonal: duration of hire is a maximum of 6 months	<input type="checkbox"/> FULL TIME <input type="checkbox"/> PART TIME <input type="checkbox"/> REGULAR <input type="checkbox"/> TEMP <input type="checkbox"/> SEASONAL	<input checked="" type="checkbox"/> FULL TIME <input type="checkbox"/> PART TIME <input checked="" type="checkbox"/> REGULAR <input type="checkbox"/> TEMP <input type="checkbox"/> SEASONAL	
BASE PAY:	<input type="checkbox"/> HOURLY <input type="checkbox"/> BI-WEEKLY	\$17.49 <input checked="" type="checkbox"/> HOURLY <input type="checkbox"/> BI-WEEKLY	
SALARY SUPPLEMENT:	<input type="checkbox"/> HOURLY <input type="checkbox"/> BI-WEEKLY	<input type="checkbox"/> HOURLY <input type="checkbox"/> BI-WEEKLY	
TOTAL BASE PAY:	<input type="checkbox"/> HOURLY <input type="checkbox"/> BI-WEEKLY	\$17.49 <input checked="" type="checkbox"/> HOURLY <input type="checkbox"/> BI-WEEKLY	
BI-WEEKLY: LONGEVITY			
BI-WEEKLY: CERTIFICATION			
BI-WEEKLY: STIPEND			
TOTAL PAY:	\$0.00	\$17.49	
BI-WEEKLY: CELL PHONE ALLOWANCE			

☒ REPLACEMENT FOR Alicia Higgins

OR ☐ NEW POSITION

REASON FOR CHANGE(S): <input checked="" type="checkbox"/> HIRED <input type="checkbox"/> RE-HIRED <input type="checkbox"/> PROMOTED <input type="checkbox"/> DEMOTED <input type="checkbox"/> TRANSFERRED <input type="checkbox"/> RESIGNED <input type="checkbox"/> DISCHARGED <input type="checkbox"/> JOB ABANDONMENT <input type="checkbox"/> LAID OFF	<input type="checkbox"/> RETIRED <input type="checkbox"/> DISABILITY RETIREMENT <input type="checkbox"/> DECEASED <input type="checkbox"/> TERM OF OFFICE ENDED <input type="checkbox"/> STATUS CHANGE <input type="checkbox"/> JOB RE-EVALUATED <input type="checkbox"/> MERIT INCREASE <input type="checkbox"/> PROBATIONARY PERIOD COMPLETED <input type="checkbox"/> BRIDGE TIME <input type="checkbox"/> STEP INCREASE	<input type="checkbox"/> UNPAID LEAVE OF ABSENCE <input type="checkbox"/> RETURN FROM UNPAID LEAVE OF ABSENCE <input type="checkbox"/> UNPAID FMLA/DISABILITY LEAVE <input type="checkbox"/> RETURN FROM UNPAID FMLA/DISABILITY LEAVE <input type="checkbox"/> OTHER <input type="checkbox"/> CORRECTION <input type="checkbox"/> COMMENTS
--	--	--

SECTION B: TO BE COMPLETED BY THE COUNTY BUDGET OFFICER

CURRENT FY BUDGETED SALARY	38108.00	SALARY ANNUALIZED	30319.20	ANNUAL BUDGETED HOURS	2080
FY	BUDGET WILL INCREASE BY				
SOURCE OF FUNDING:					
BUDGET AMENDMENT WILL BE NEEDED IN THE AMOUNT OF					
REVIEWED BY BUDGET OFFICER 					
FUNDS TRANSFERRED:					

APPROVAL BY COMMISSIONER'S COURT REQUIRED: ☐ YES ☒ NO SALARY SUPPLEMENT CODE REQ'D: ☐ YES ☒ NO
 THE EFFECTIVE DATE IS ON OR AFTER THE REQUIRED COMMISSIONERS COURT DATE: ☐ YES ☒ NO

SECTION C: TO BE COMPLETED BY HUMAN RESOURCES

DATE OF HIRE	10-14-19	JOB GRADE	N/A	COMPA-RATIO	N/A	%
MINIMUM		MIDPOINT		MAXIMUM		
LOCATOR CODES <u>EE-1, 11, AUD</u>						
<input checked="" type="checkbox"/> POSITION NOT COVERED BY CIVIL SERVICE						
<input type="checkbox"/> POSITION COVERED BY CIVIL SERVICE EFFECTIVE						
HOURS DUE AT SEPARATION						
<input type="checkbox"/> VACATION OR BALANCE						
<input type="checkbox"/> GRANDFATHERED SICK LEAVE OR BALANCE						
<input type="checkbox"/> COMPENSATORY TIME OR BALANCE						
<input type="checkbox"/> HOLIDAY TIME OR BALANCE						
<input type="checkbox"/> NO BENEFITS DUE						


DATE APPROVED BY COMMISSIONERS COURT: (if needed) 10-22-19 consent

CO JUDGE COMM PCT#1 COMM PCT#2 COMM PCT#3 COMM PCT#4

Project status

Indicator	Prior Period	Current Period	Next Period	Comments
Project Overall Status	Green	Green	Green	
Scope	Green	Green	Green	
Budget	Green	Green	Green	
Schedule	Green	Green	Green	
Resources	Green	Green	Green	
Governance	Green	Green	Green	
Other Concerns	Green	Green	Green	

Green	Concerns are identified, understood, managed and on track to meet objectives.
Yellow	Moderate issues exist, but remedies are in place with a reasonable chance of resolving them.
Red	Significant issues exist and immediate attention is required.



Montgomery County, Texas
Office of the County Auditor

501 North Thompson, Suite 205, Conroe, Texas 77301
P. O. Box 539, Conroe, Texas 77305


Rakesh Pandey, CPA
County Auditor

Angela H. Blocker
1st Assistant County Auditor

Date: October 1, 2019
To: Rakesh Pandey, County Auditor
From: Starla Terry, Internal Audit Supervisor *ST*
Re: Commissioners Court October 8, 2019 Meeting Submission for Consent Agenda

Consider and accept the following completed audit:

- Justice of the Peace Pct. 1 – 1st Qtr. Compliance Audit



**OFFICE OF COUNTY AUDITOR
INTERNAL AUDIT REPORT**


**JUSTICE OF THE PEACE, PRECINCT 1
1ST QTR COMPLIANCE AUDIT**

JUSTICE OF THE PEACE, PRECINCT 1
Wayne Mack

AUDIT STAFF

Rakesh Pandey, County Auditor, CPA
Janet Browning, Internal Audit Manager, CIA, CFE
Starla Terry, Internal Audit Supervisor
Suzanne DuBois, Internal Audit Lead
Stacey Wilson, Internal Audit Assistant
Alex Silvas, Internal Audit Assistant

September 2019



Montgomery County, Texas
Office of the County Auditor
501 North Thompson, Suite 205, Conroe, Texas 77301
P. O. Box 539, Conroe, Texas 77305

Rakesh Pandey, CPA
County Auditor

Angela H. Blocker
1st Assistant County Auditor

Date: September 18, 2019

To: Wayne Mack, Justice of the Peace, Precinct 1

From: Starla Terry, Internal Audit Supervisor *ST*

Re: Justice of the Peace, Precinct 1 – 1st Qtr. Compliance Audit

The Auditor's Office has completed an audit of the Justice of the Peace, Precinct 1 Monthly reports for October through December 2018.

The objectives of the audit were to ensure compliance with relevant statutes regarding monthly reports.

Attached is the Internal Audit report for the Justice of the Peace, Precinct 1 office.

INTRODUCTION

The Montgomery County Auditor's Office has examined a sample of the monthly reports of the Justice of the Peace, Precinct 1 office for the months of October 2018 through December 2018.

SCOPE

The scope of the examination was limited to reviewing the records submitted to this office by the Justice of the Peace, Precinct 1 office.

OBJECTIVES

The objectives of the examination were to verify compliance with submission of the monthly reports, mathematical accuracy of the reports, and to confirm all funds collected were deposited with the County Treasurer in a timely manner.

METHODOLOGY

To achieve the audit objectives, the Department of Internal Audit performed the following:

- Evaluate whether amounts reported on the monthly fee reports were submitted in compliance with LGC §114.001 General Requirements Applicable to Reports and LGC §114.0043 Periodic Report to County Auditor;
- Verify monthly fee reports are mathematically accurate and are therefore approved as submitted in compliance with LGC §115.002 Examination of Books and Reports;
- Verify funds collected were deposited with the County Treasurer in compliance with LGC §113.022 Time for Making Deposits

AUDIT RESULTS

- Monthly fee reports were submitted in compliance with LGC §114.001 and LGC §114.0043
- Monthly fee reports reviewed were mathematically accurate and therefore approved as submitted in compliance with LGC §115.002
- The Court had three deposits non-compliant with LGC §113.022 Time for Making Deposits. The Court's credit card funds automatically deposit into the Montgomery County Texas Judge Wayne L. Mack, JP PCT 1 agency fund bank account. The Court then writes a check from this account once a week transferring funds to the County Treasurer's office.

Recommendation: We recommend writing checks to the County Treasurer's office more than once a week to stay compliant with the statute.

CONCLUSION

The report will be submitted to Commissioners Court October 8, 2019. If you have any questions regarding this report, please contact me at (936)-539-7820.



Montgomery County, Texas
Office of the County Auditor
501 North Thompson, Suite 205, Conroe, Texas 77301
P. O. Box 539, Conroe, Texas 77305


Rakesh Pandey, CPA
County Auditor

Angela H. Blocker
1st Assistant County Auditor

Date: October 14, 2019
To: Rakesh Pandey, County Auditor
From: Starla Terry, Internal Audit Supervisor *ST*
Re: Commissioners Court October 22, 2019 Meeting Submission for Consent Agenda

Consider and accept the following completed audit:

- Payroll Audit – 3rd Quarter FY2019
- Justice of the Peace Pct. 1 – 2nd Quarter Compliance Audit
- Justice of the Peace Pct. 2 – 2nd Quarter Compliance Audit
- Justice of the Peace Pct. 3 – 2nd Quarter Compliance Audit
- Justice of the Peace Pct. 4 – 2nd Quarter Compliance Audit
- Justice of the Peace Pct. 5 – 2nd Quarter Compliance Audit
- Constable Pct. 2 – 1st & 2nd Quarter Compliance Audit
- Constable Pct. 3 – 1st & 2nd Quarter Compliance Audit
- Constable Pct. 4 – 1st & 2nd Quarter Compliance Audit
- Constable Pct. 5 – 1st & 2nd Quarter Compliance Audit



OFFICE OF COUNTY AUDITOR INTERNAL AUDIT REPORT

PAYROLL AUDIT THIRD QUARTER FY 2019

Audit Staff

Rakesh Pandey, County Auditor, CPA
Janet Browning, Internal Audit Manager, CIA, CFE
Starla Terry, Internal Audit Supervisor
Suzanne DuBois, Internal Audit Lead I
Alex Silvas, Internal Audit Assistant
Stacey Wilson, Internal Audit Assistant



Montgomery County, Texas
Office of the County Auditor
501 North Thompson, Suite 205, Conroe, Texas 77301
P. O. Box 539, Conroe, Texas 77305

Rakesh Pandey, CPA
County Auditor

Angela H. Blocker
1st Assistant County Auditor

Date: October 10, 2019

To: Commissioner's Court
Melanie Bush, County Treasurer

From: Rakesh Pandey, County Auditor, CPA
Starla Terry, Internal Audit Supervisor

SA

Re: Third Quarter Payroll Review FY 2019

The Auditor's Office has completed a quarterly audit of payroll for the third quarter of the fiscal year 2019.

The objectives of the audit were to ensure the reliability and accuracy of payroll and to determine compliance with state, federal, and county policies and procedures. While there is a risk that errors may not always be detected, the ultimate responsibility for accuracy of employee time reporting and recordkeeping lies firmly with each of the County departments.

Cc: Dodi Shaw, Director – Human Resources
Virginia Little, Director – Risk Management

SCOPE

The scope of the audit for the third quarter payroll review included bi-weekly pay dates April 12, 2019 through June 21, 2019.

Our audit is based on test samples comprised of integrity reports which identifies errors, payroll change request forms, and any departmental documentation regarding an employee's hours. While we do not audit 100% of the payroll checks issued, we do audit 100% of the output from the integrity reports and 100% of payroll change request forms.

OBJECTIVES

To achieve the audit objectives, Internal Audit performed the following verifications:

- Employees were paid for time reported on time and attendance records.
- Payroll Change Request for information was entered accurately. These include new hires, terminations, promotions, transfers, reclassifications, and salary increases/decreases were entered accurately.
- Changes to employee payroll records were supported by Payroll Change Request form.
- Vacation, compensatory, overtime, holiday, sick, and personal pay was made in accordance with the Employee Policy Manual.
- Correct pay codes were recorded.
- Supervisors and employees certified time and attendance records were accurate.
- FLSA classifications were correct on time and attendance records;
- Compliance with state, federal, and county policies.

METHODOLOGY

To achieve the audit objectives, Internal Audit performed the following:

- Reviewed payroll calculations for accuracy.
- Reviewed payroll codes to ensure the correct reflection of hours worked and paid time off.
- Reviewed time and attendance records to ensure proper authorization of hours worked by the employee and supervisor.
- Reviewed payroll authorization reports for information and totals from the time and attendance reports keyed into the payroll system.
- Reviewed Payroll Change Request forms for information accuracy.

AUDIT RESULTS

Internal Audit has procedures in place to help detect errors and minimize incorrect payments. The following are the results of those procedures.

Table 1: The table below represents the payroll expense for the third quarter of fiscal year 2019.

Date	Number of Employees ¹	Payroll Liability
April 2019	2,711	2,630,895
May 2019	2,721	2,650,333
June 2019	2,730	2,648,166
Total		7,929,394

¹The number of employees is taken from the Employer's Quarterly Federal Tax Return, Form 941.

Table 2: The third quarter April through June 2019, the total number of errors found are shown below:

Date	Number of Errors
April 2019	83
May 2019	56
June 2019	41
Total	180

Table 3: The table represents errors that were identified during the payroll audit process for the third quarter. The method used for auditing April pay dates involved reviewing integrity reports, payroll change request forms, and any departmental documentation regarding an employee's hours during the payroll process before checks were issued. As of May pay dates, our audit methodology was revised to audit output after the payroll process is complete.

Types of Errors	Department	Payroll Deductions	Payroll Processing	Personnel Processing	Number of Errors ¹
Benefit deducted for retired employee		X	X		1
Department adjustments not recorded			X		1
Vacation accrual rate incorrect			X		1
Adjustment not recorded			X		1
Adjustment recorded for incorrect employee	X		X		1
Adjustment recorded incorrectly			X		3
Dental refund recorded as deduction			X		1

Dental deduction recorded incorrectly		X	X		1
Termed employee vacation accrual not paid out			X		1
Supplemental life and medical deduction not recorded			X		1
Medical deductions not recorded		X	X		1
Employee pay rate incorrect			X		1
Vacation hours recorded for more than eligible	X		X		1
Funeral hours recorded for more than eligible	X		X		1
Payroll adjustment recorded incorrectly			X		1
Hours recorded in system and timesheet incorrect	X				1
Incorrect pay code for extended leave without pay	X				1
Vacation pay recorded incorrectly	X		X		1
Incorrect pay code for employee moving from PT to FT			X		1
Incorrect vacation pay code not recorded	X				1
Incorrect hours recorded	X				1
Holiday hours paid for ineligible employee	X		X		1
Compensatory time incorrectly calculated	X				1
Incorrect hours recorded	X		X		1
Benefit refunds recorded as deductions		X			57
Retirement deduction not recorded			X		1
Termed employee had 80 hours recorded			X		1
Overtime recorded as straight time	X		X		1
Benefit memo calculations incorrect and deduction not recorded		X	X		4

Benefit memo calculations incorrect and deduction not recorded		X			7
Employee status incorrect in system				X	1
Job class date recorded incorrectly in system				X	3
Leave bank code not changed in system				X	1
Incorrect status date in system				X	1
Employee status incorrect in system				X	1
Employee's leave banks not paid out			X		1
Incorrect pay code	X				1
Incorrect retirement deduction maximum recorded			X		1
Department adjustments not recorded			X		1
Benefit memo incorrect		X			9
Incorrect pay code recorded			X		1
Incorrect department listed on benefit memo		X			1
Missing pay code			X		1
No time recorded for employee. Time defaulted.	X		X		2
Too many hours recorded for employee	X		X		3
Overtime hours not calculated correctly	X				2
Incorrect pay rate			X		1
Incorrect deductions start date			X		3
Cell phone pay not recorded	X				1
Department adjustments not recorded			X		1
Benefit deduction not updated		X			1
Benefit memo incorrect		X			1
Benefit memo not recorded		X			3
FLSA status not updated				X	1

Benefit deductions not stopped		X			1
Cell phone pay not pro-rated			X		1
Holiday hours not removed for ineligible employee			X		1
Incorrect pay code	X				1
Incorrect benefit deduction start date			X		1
Incorrect default pay code			X	X	2
Incorrect default pay code in system				X	1
Incorrect pay rate in system				X	1
Incorrect status in system				X	2
Retirement deduction not recorded			X		2
Retirement deduction not recorded			X	X	2
Time recorded incorrectly	X		X		6
Time recorded incorrectly & holiday not used	X				1
Duplicate deductions in system		X			1
Benefit memo incorrect		X			1
Incorrect status in system				X	1
Incorrect status date in system				X	1
K-9 pay not pro-rated			X		1
No hours recorded for FT employee	X				1
Incorrect overtime calculation recorded	X				1
Medical deductions not recorded		X			1
Incorrect coding	X				4
Recorded too many hours for termed employee	X		X		1
Incorrect default pay code in system				X	4
Incorrect hours/coding recorded	X				1
FLSA status not updated				X	1
Total					180

The total number of errors does not necessarily denote the number of errors per employee.

Department Responses:

All Human Resource issues have been researched and addressed with the staff responsible for data entry. Every effort will be made to ensure data is entered accurately.

All Treasurer Office issues have been fully researched and addressed with the staff responsible for any errors. Every effort has been and will be made to ensure proper processing of payroll for our county employees.

Attachment: Risk Management response letter to audit report.


CONCLUSION

Payroll processing is a set of essential government functions that are countywide. These functions require uniform administration and oversight to ensure the accuracy of the County's payroll requirement. During the course of the audit, we observed while the vast majority of checks are ultimately processed correctly, a number of conditions support that the payroll process requires added internal controls throughout the County. The conditions that require added internal controls include a wide range of transaction corrections made each pay period and differences in payroll processing within and across county departments.

The Auditor's Office continues to work with the Treasurer's Office to monitor each payroll, with the intent to reduce the number of payroll errors. With the collaboration of the departments, detectable errors are corrected by the payroll processing team before checks are issued. Furthermore, all time and attendance errors discovered during the course of this audit have been subsequently corrected. While there is a risk that errors may not always be detected, the ultimate responsibility for accuracy of employee time reporting and recordkeeping lies firmly with each of the County departments.

ACKNOWLEDGMENTS

Internal Audit would like to thank the offices of the Treasurer, Risk Management, and Human Resource for their cooperation and assistance during this audit.



Risk Management

501 North Thompson, Suite 202
Conroe, Texas 77301
Phone 936/760-6935 Facsimile 936/760-6916

Virginia K Little
Director of Risk Management

DATE August 9, 2019


TO: Montgomery County Auditor

FROM: Virginia Little
Director of Risk Management

Risk Management is aware of the frequency of errors being reported as a part of the payroll process associated with employee benefit management and has taken multiple proactive steps to address the issue. To be clear, the errors discussed represent an extremely small portion (less than 2 percent) of the total number of processed files and each case is corrected, often before there is any reflection in the actual paycheck of an employee. Through close work with our Third Party Administrator for Payroll and Benefits processing, we have continually improved our internal practices to identify these errors and submit corrections as soon as they are produced by the system. In nearly every case, they are generated by coding issues within the payroll file itself and as a part of the programming relationship between the payroll file and the County Finance System.

Addressing the specific Areas of Concern detailed in the audit documentation, there are two areas identified for improvement. The first is the internal process of quality control over memos issued from the department as a part of the payroll process. To this end, I have assigned my Assistant Director to review each memorandum along with the supplemental background information prior to them leaving Risk Management. This has already proven to be an effective solution in ensuring that any written communications or instructions for adjusting employee benefit contributions are clear and correct. Additionally, I have expanded the benefits team by internally re-assigning a risk analyst to work on benefits management in an effort to reduce the very time-consuming, very tedious process of reviewing over 14,000 lines of spreadsheet data – almost completely manually – for each payroll period.

The second issue is, again, directly related to coding issues in the communications link between the County Finance System and our TPA Payroll File. Our vendor has assigned a specific team to address this issue and they are continually re-working the internal programming language of the file; including developing an entirely re-written file based on deeper understanding of internal software issues to better work with our dated system. In an effort to increase the effectiveness and timeliness of this process, Risk Management is hosting a meeting of the affected departments (RM, Treasurer, Purchasing and Auditor) along with representatives from both TPAs to have candid and frank discussions about the way forward and to build a strong foundation for implementing the INFOR system within Montgomery County.



**OFFICE OF COUNTY AUDITOR
INTERNAL AUDIT REPORT**

**JUSTICE OF THE PEACE, PRECINCT 1
2nd QTR COMPLIANCE AUDIT**

JUSTICE OF THE PEACE, PRECINCT 1
Wayne Mack

AUDIT STAFF

Rakesh Pandey, County Auditor, CPA
Janet Browning, Internal Audit Manager, CIA, CFE
Starla Terry, Internal Audit Supervisor
Suzanne DuBois, Internal Audit Lead
Alex Silvas, Internal Audit Assistant
Stacey Wilson, Internal Audit Assistant

October 2019



Montgomery County, Texas
Office of the County Auditor
501 North Thompson, Suite 205, Conroe, Texas 77301
P. O. Box 539, Conroe, Texas 77305

Rakesh Pandey, CPA
County Auditor

Angela H. Blocker
1st Assistant County Auditor

Date: October 1, 2019

To: Wayne Mack, Justice of the Peace, Precinct 1

From: Starla Terry, Internal Audit Supervisor *SA*

Re: Justice of the Peace, Precinct 1 – 2nd Qtr. Compliance Audit

The Auditor's Office has completed an audit of the Justice of the Peace, Precinct 1 Monthly reports for January through March 2019.

The objectives of the audit were to ensure compliance with relevant statutes regarding monthly reports.

Attached is the Internal Audit report for the Justice of the Peace, Precinct 1 office.

INTRODUCTION

The Montgomery County Auditor's Office has examined a sample of the monthly reports of the Justice of the Peace, Precinct 1 office for the months of January 2019 through March 2019.

SCOPE

The scope of the examination was limited to reviewing the records submitted to this office by the Justice of the Peace, Precinct 1 office.

OBJECTIVES

The objectives of the examination were to verify compliance with submission of the monthly reports, mathematical accuracy of the reports, and to confirm all funds collected were deposited with the County Treasurer in a timely manner.

METHODOLOGY

To achieve the audit objectives, the Department of Internal Audit performed the following:


- Evaluate whether amounts reported on the monthly fee reports were submitted in compliance with LGC §114.001 General Requirements Applicable to Reports and LGC §114.0043 Periodic Report to County Auditor;
- Verify monthly fee reports are mathematically accurate and are therefore approved as submitted in compliance with LGC §115.002 Examination of Books and Reports;
- Verify funds collected were deposited with the County Treasurer in compliance with LGC §113.022 Time for Making Deposits

AUDIT RESULTS

- Monthly fee reports were submitted in compliance with LGC §114.001 and LGC §114.0043
- Monthly fee reports reviewed were mathematically accurate and therefore approved as submitted in compliance with LGC §115.002
- Funds collected were deposited with the County Treasurer in compliance with LGC §113.022

CONCLUSION

The report will be submitted to Commissioners Court October 22, 2019. If you have any questions regarding this report, please contact me at (936)-539-7820.



**OFFICE OF COUNTY AUDITOR
INTERNAL AUDIT REPORT**

**JUSTICE OF THE PEACE, PRECINCT 2
2nd QTR COMPLIANCE AUDIT**

JUSTICE OF THE PEACE, PRECINCT 2
Trey Spikes

AUDIT STAFF

Rakesh Pandey, County Auditor, CPA
Janet Browning, Internal Audit Manager, CIA, CFE
Starla Terry, Internal Audit Supervisor
Suzanne DuBois, Internal Audit Lead
Alex Silvas, Internal Audit Assistant
Stacey Wilson, Internal Audit Assistant

October 2019



Montgomery County, Texas

Office of the County Auditor

501 North Thompson, Suite 205, Conroe, Texas 77301


P. O. Box 539, Conroe, Texas 77305

Rakesh Pandey, CPA
County Auditor

Angela H. Blocker
1st Assistant County Auditor

Date: October 1, 2019

To: Trey Spikes, Justice of the Peace, Precinct 2

From: Starla Terry, Internal Audit Supervisor 

Re: Justice of the Peace, Precinct 2 – 2nd Qtr. Compliance Audit

The Auditor's Office has completed an audit of the Justice of the Peace, Precinct 2 Monthly reports for January through March 2019.

The objectives of the audit were to ensure compliance with relevant statutes regarding monthly reports.

Attached is the Internal Audit report for the Justice of the Peace, Precinct 2 office.

INTRODUCTION

The Montgomery County Auditor's Office has examined a sample of the monthly reports of the Justice of the Peace, Precinct 2 office for the months of January 2019 through March 2019.

SCOPE

The scope of the examination was limited to reviewing the records submitted to this office by the Justice of the Peace, Precinct 2 office.

OBJECTIVES

The objectives of the examination were to verify compliance with submission of the monthly reports, mathematical accuracy of the reports, and to confirm all funds collected were deposited with the County Treasurer in a timely manner.

METHODOLOGY

To achieve the audit objectives, the Department of Internal Audit performed the following:

- Evaluate whether amounts reported on the monthly fee reports were submitted in compliance with LGC §114.001 General Requirements Applicable to Reports and LGC §114.0043 Periodic Report to County Auditor;
- Verify monthly fee reports are mathematically accurate and are therefore approved as submitted in compliance with LGC §115.002 Examination of Books and Reports;
- Verify funds collected were deposited with the County Treasurer in compliance with LGC §113.022 Time for Making Deposits

AUDIT RESULTS

- Monthly fee reports were submitted in compliance with LGC §114.001 and LGC §114.0043
- Monthly fee reports reviewed were mathematically accurate and therefore approved as submitted in compliance with LGC §115.002
- Funds collected were deposited with the County Treasurer in compliance with LGC §113.022

CONCLUSION

The report will be submitted to Commissioners Court October 22, 2019. If you have any questions regarding this report, please contact me at (936)-539-7820.



**OFFICE OF COUNTY AUDITOR
INTERNAL AUDIT REPORT**

**JUSTICE OF THE PEACE, PRECINCT 3
2nd QTR COMPLIANCE AUDIT**

JUSTICE OF THE PEACE, PRECINCT 3
Matt Beasley

AUDIT STAFF

Rakesh Pandey, County Auditor, CPA
Janet Browning, Internal Audit Manager, CIA, CFE
Starla Terry, Internal Audit Supervisor
Suzanne DuBois, Internal Audit Lead
Alex Silvas, Internal Audit Assistant
Stacey Wilson, Internal Audit Assistant

October 9, 2019



Montgomery County, Texas
Office of the County Auditor
501 North Thompson, Suite 205, Conroe, Texas 77301
P. O. Box 539, Conroe, Texas 77305

Rakesh Pandey, CPA
County Auditor

Angela H. Blocker
1st Assistant County Auditor

Date: October 8, 2019

To: Matt Beasley, Justice of the Peace, Precinct 3

From: Starla Terry, Internal Audit Supervisor

Re: Justice of the Peace, Precinct 3 – 2nd Qtr. Compliance Audit

The Auditor's Office has completed an audit of the Justice of the Peace, Precinct 3 Monthly reports for January through March 2019.

The objectives of the audit were to ensure compliance with relevant statutes regarding monthly reports.

Attached is the Internal Audit report for the Justice of the Peace, Precinct 3 office.

INTRODUCTION

The Montgomery County Auditor's Office has examined a sample of the monthly reports of the Justice of the Peace, Precinct 3 office for the months of January 2019 through March 2019.

SCOPE

The scope of the examination was limited to reviewing the records submitted to this office by the Justice of the Peace, Precinct 3 office.

OBJECTIVES

The objectives of the examination were to verify compliance with submission of the monthly reports, mathematical accuracy of the reports, and to confirm all funds collected were deposited with the County Treasurer in a timely manner.

METHODOLOGY

To achieve the audit objectives, the Department of Internal Audit performed the following:

- Evaluate whether amounts reported on the monthly fee reports were submitted in compliance with LGC §114.001 General Requirements Applicable to Reports and LGC §114.0043 Periodic Report to County Auditor;
- Verify monthly fee reports are mathematically accurate and are therefore approved as submitted in compliance with LGC §115.002 Examination of Books and Reports;
- Verify funds collected were deposited with the County Treasurer in compliance with LGC §113.022 Time for Making Deposits


AUDIT RESULTS

- Monthly fee reports were submitted in compliance with LGC §114.001 and LGC §114.0043
- Monthly fee reports reviewed were mathematically accurate and therefore approved as submitted in compliance with LGC §115.002
- The Court had one deposit non-compliant with LGC §113.022 Time for Making Deposits.

Recommendation: We recommend depositing next business day and if not possible, by the fifth business day per statute.

CONCLUSION

The report will be submitted to Commissioners Court October 22, 2019. If you have any questions regarding this report, please contact me at (936)-539-7820.



**OFFICE OF COUNTY AUDITOR
INTERNAL AUDIT REPORT**

**JUSTICE OF THE PEACE, PRECINCT 4
2nd QTR COMPLIANCE AUDIT**

JUSTICE OF THE PEACE, PRECINCT 4
Jason Dunn

AUDIT STAFF

Rakesh Pandey, County Auditor, CPA
Janet Browning, Internal Audit Manager, CIA, CFE
Starla Terry, Internal Audit Supervisor
Suzanne DuBois, Internal Audit Lead
Alex Silvas, Internal Audit Assistant
Stacey Wilson, Internal Audit Assistant

October 2019



Montgomery County, Texas
Office of the County Auditor
501 North Thompson, Suite 205, Conroe, Texas 77301
P. O. Box 539, Conroe, Texas 77305

Rakesh Pandey, CPA
County Auditor

Angela H. Blocker
1st Assistant County Auditor

Date: October 8, 2019

To: Jason Dunn, Justice of the Peace, Precinct 4

From: Starla Terry, Internal Audit Supervisor *ST*

Re: Justice of the Peace, Precinct 4 – 2nd Qtr. Compliance Audit

The Auditor's Office has completed an audit of the Justice of the Peace, Precinct 4 Monthly reports for January through March 2019.

The objectives of the audit were to ensure compliance with relevant statutes regarding monthly reports.

Attached is the Internal Audit report for the Justice of the Peace, Precinct 4 office.

INTRODUCTION

The Montgomery County Auditor's Office has examined a sample of the monthly reports of the Justice of the Peace, Precinct 4 office for the months of January 2019 through March 2019.

SCOPE

The scope of the examination was limited to reviewing the records submitted to this office by the Justice of the Peace, Precinct 4 office.

OBJECTIVES

The objectives of the examination were to verify compliance with submission of the monthly reports, mathematical accuracy of the reports, and to confirm all funds collected were deposited with the County Treasurer in a timely manner.

METHODOLOGY

To achieve the audit objectives, the Department of Internal Audit performed the following:

- Evaluate whether amounts reported on the monthly fee reports were submitted in compliance with LGC §114.001 General Requirements Applicable to Reports and LGC §114.0043 Periodic Report to County Auditor;
- Verify monthly fee reports are mathematically accurate and are therefore approved as submitted in compliance with LGC §115.002 Examination of Books and Reports;
- Verify funds collected were deposited with the County Treasurer in compliance with LGC §113.022 Time for Making Deposits

AUDIT RESULTS

- Monthly fee reports were submitted in compliance with LGC §114.001 and LGC §114.0043
- Monthly fee reports reviewed were mathematically accurate and therefore approved as submitted in compliance with LGC §115.002
- The Court had one deposit non-compliant with LGC §113.022 Time for Making Deposits. The Court's credit card funds automatically deposit into the Montgomery County Texas Judge Jason Dunn, JP PCT 4 agency fund bank account. The Court then writes a check from this account once a week transferring funds to the County Treasurer's office.

Recommendation: We recommend writing checks to the County Treasurer's office more than once a week to stay compliant with the statute.

Department Response: We have implemented new procedures that will take care of the issue.

CONCLUSION

The report will be submitted to Commissioners Court October 22, 2019. If you have any questions regarding this report, please contact me at (936)-539-7820.



**OFFICE OF COUNTY AUDITOR
INTERNAL AUDIT REPORT**

**JUSTICE OF THE PEACE, PRECINCT 5
2nd QTR COMPLIANCE AUDIT**

JUSTICE OF THE PEACE, PRECINCT 5
Matt Masden

AUDIT STAFF

Rakesh Pandey, County Auditor, CPA
Janet Browning, Internal Audit Manager, CIA, CFE
Starla Terry, Internal Audit Supervisor
Suzanne DuBois, Internal Audit Lead
Alex Silvas, Internal Audit Assistant
Stacey Wilson, Internal Audit Assistant

October 2019



Montgomery County, Texas

Office of the County Auditor

501 North Thompson, Suite 205, Conroe, Texas 77301

P. O. Box 539, Conroe, Texas 77305

Rakesh Pandey, CPA
County Auditor

Angela H. Blocker
1st Assistant County Auditor

Date: October 1, 2019

To: Matt Masden, Justice of the Peace, Precinct.5

From: Starla Terry, Internal Audit Supervisor

A handwritten signature in black ink, appearing to be "ST", is written next to the name Starla Terry.

Re: Justice of the Peace, Precinct 5 – 2nd Qtr. Compliance Audit

The Auditor's Office has completed an audit of the Justice of the Peace, Precinct 5 Monthly reports for January through March 2019.

The objectives of the audit were to ensure compliance with relevant statutes regarding monthly reports.

Attached is the Internal Audit report for the Justice of the Peace, Precinct 5 office.

INTRODUCTION

The Montgomery County Auditor's Office has examined a sample of the monthly reports of the Justice of the Peace, Precinct 5 office for the months of January 2019 through March 2019.

SCOPE

The scope of the examination was limited to reviewing the records submitted to this office by the Justice of the Peace, Precinct 5 office.

OBJECTIVES

The objectives of the examination were to verify compliance with submission of the monthly reports, mathematical accuracy of the reports, and to confirm all funds collected were deposited with the County Treasurer in a timely manner.

METHODOLOGY

To achieve the audit objectives, the Department of Internal Audit performed the following:

- Evaluate whether amounts reported on the monthly fee reports were submitted in compliance with LGC §114.001 General Requirements Applicable to Reports and LGC §114.0043 Periodic Report to County Auditor;
- Verify monthly fee reports are mathematically accurate and are therefore approved as submitted in compliance with LGC §115.002 Examination of Books and Reports;
- Verify funds collected were deposited with the County Treasurer in compliance with LGC §113.022 Time for Making Deposits

AUDIT RESULTS

- Monthly fee reports were submitted in compliance with LGC §114.001 and LGC §114.0043
- Monthly fee reports reviewed were mathematically accurate and therefore approved as submitted in compliance with LGC §115.002
- Funds collected were deposited with the County Treasurer in compliance with LGC §113.022

CONCLUSION

The report will be submitted to Commissioners Court October 22, 2019. If you have any questions regarding this report, please contact me at (936)-539-7820.



**OFFICE OF COUNTY AUDITOR
INTERNAL AUDIT REPORT**

**CONSTABLE PRECINCT 2
1ST QTR COMPLIANCE AUDIT**

CONSTABLE PRECINCT 2
Gene DeForest

INTERNAL AUDIT STAFF
Janet Browning, Internal Audit Manager
Starla Terry, Internal Audit Supervisor
Suzanne DuBois, Internal Audit Lead
Stacey Wilson, Internal Audit Assistant
Alex Silvas, Internal Audit Assistant

October 2019



Montgomery County, Texas
Office of the County Auditor
501 North Thompson, Suite 205, Conroe, Texas 77301
P. O. Box 539, Conroe, Texas 77305

Rakesh Pandey, CPA
County Auditor

Angela H. Blocker
1st Assistant County Auditor

Date: October 4, 2019

To: Gene DeForest, Constable Precinct 2

From: Starla Terry, Internal Audit Supervisor *ST*

Re: Constable Precinct 2 – 1st Qtr. Compliance Audit

The Auditor's Office has completed an audit of the Constable Precinct 2 Monthly reports for October through December 2018.

The objectives of the audit were to ensure compliance with relevant statutes regarding monthly reports.

Attached is the Internal Audit report for the Constable Precinct 2 office.

INTRODUCTION

The Montgomery County Auditor's Office has examined a sample of the monthly reports of the Constable Precinct 2 office for the months of October 2018 through December 2018.

SCOPE

The scope of the examination was limited to reviewing the records submitted to this office by the Constable Precinct 2 office.

OBJECTIVES

The objectives of the examination were to verify compliance with submission of the monthly reports, mathematical accuracy of the reports, and to confirm all funds collected were deposited with the County Treasurer in a timely manner.

METHODOLOGY

To achieve the audit objectives, the Department of Internal Audit performed the following:


- Evaluate whether amounts reported on the monthly fee reports were submitted in compliance with LGC §114.001 General Requirements Applicable to Reports and LGC §114.0043 Periodic Report to County Auditor;
- Verify monthly fee reports are mathematically accurate and are therefore approved as submitted in compliance with LGC §115.002 Examination of Books and Reports;
- Verify funds collected were deposited with the County Treasurer in compliance with LGC §113.022 Time for Making Deposits

AUDIT RESULTS

- Monthly fee reports were submitted in compliance with LGC §114.001 and LGC §114.0043
- Monthly fee reports reviewed were mathematically accurate and therefore approved as submitted in compliance with LGC §115.002
- Funds collected were deposited with the County Treasurer in compliance with LGC §113.022

CONCLUSION

The report will be submitted to Commissioners Court October 22, 2019. If you have any questions regarding this report, please contact me at (936)-539-7820.



**OFFICE OF COUNTY AUDITOR
INTERNAL AUDIT REPORT**

**CONSTABLE PRECINCT 2
2nd QTR COMPLIANCE AUDIT**

CONSTABLE PRECINCT 2
Gene DeForest

INTERNAL AUDIT STAFF
Janet Browning, Internal Audit Manager
Starla Terry, Internal Audit Supervisor
Suzanne DuBois, Internal Audit Lead
Stacey Wilson, Internal Audit Assistant
Alex Silvas, Internal Audit Assistant

October 2019



Montgomery County, Texas

Office of the County Auditor

501 North Thompson, Suite 205, Conroe, Texas 77301


P. O. Box 539, Conroe, Texas 77305

Rakesh Pandey, CPA
County Auditor

Angela H. Blocker
1st Assistant County Auditor

Date: October 4, 2019

To: Gene DeForest, Constable Precinct 2

From: Starla Terry, Internal Audit Supervisor 

Re: Constable Precinct 2 – 2nd Qtr. Compliance Audit

The Auditor's Office has completed an audit of the Constable Precinct 2 Monthly reports for January through March 2019.

The objectives of the audit were to ensure compliance with relevant statutes regarding monthly reports.

Attached is the Internal Audit report for the Constable Precinct 2 office.

INTRODUCTION

The Montgomery County Auditor's Office has examined a sample of the monthly reports of the Constable Precinct 2 office for the months of January 2019 through March 2019.

SCOPE

The scope of the examination was limited to reviewing the records submitted to this office by the Constable Precinct 2 office.

OBJECTIVES

The objectives of the examination were to verify compliance with submission of the monthly reports, mathematical accuracy of the reports, and to confirm all funds collected were deposited with the County Treasurer in a timely manner.

METHODOLOGY

To achieve the audit objectives, the Department of Internal Audit performed the following:

- Evaluate whether amounts reported on the monthly fee reports were submitted in compliance with LGC §114.001 General Requirements Applicable to Reports and LGC §114.0043 Periodic Report to County Auditor;
- Verify monthly fee reports are mathematically accurate and are therefore approved as submitted in compliance with LGC §115.002 Examination of Books and Reports;
- Verify funds collected were deposited with the County Treasurer in compliance with LGC §113.022 Time for Making Deposits

AUDIT RESULTS

- Monthly fee reports were submitted in compliance with LGC §114.001 and LGC §114.0043
- Monthly fee reports reviewed were mathematically accurate and therefore approved as submitted in compliance with LGC §115.002
- Funds collected were deposited with the County Treasurer in compliance with LGC §113.022

CONCLUSION

The report will be submitted to Commissioners Court October 22, 2019. If you have any questions regarding this report, please contact me at (936)-539-7820.



**OFFICE OF COUNTY AUDITOR
INTERNAL AUDIT REPORT**

**CONSTABLE PRECINCT 3
1st QTR COMPLIANCE AUDIT**

CONSTABLE PRECINCT 3
Ryan Gable

INTERNAL AUDIT STAFF
Janet Browning, Internal Audit Manager
Starla Terry, Internal Audit Supervisor
Suzanne DuBois, Internal Audit Lead
Stacey Wilson, Internal Audit Assistant
Alex Silvas, Internal Audit Assistant

October 2019



Montgomery County, Texas

Office of the County Auditor

501 North Thompson, Suite 205, Conroe, Texas 77301

P. O. Box 539, Conroe, Texas 77305

Rakesh Pandey, CPA
County Auditor

Angela H. Blocker
1st Assistant County Auditor

Date: October 4, 2019

To: Ryan Gable, Constable Precinct 3

From: Starla Terry, Internal Audit Supervisor

A handwritten signature in dark ink, appearing to be "ST", is written over the name "Starla Terry".

Re: Constable Precinct 3 – 1st Qtr. Compliance Audit

The Auditor's Office has completed an audit of the Constable Precinct 3 Monthly reports for October through December 2018.

The objectives of the audit were to ensure compliance with relevant statutes regarding monthly reports.

Attached is the Internal Audit report for the Constable Precinct 3 office.

INTRODUCTION

The Montgomery County Auditor's Office has examined a sample of the monthly reports of the Constable Precinct 3 office for the months of October 2018 through December 2018.

SCOPE

The scope of the examination was limited to reviewing the records submitted to this office by the Constable Precinct 3 office.

OBJECTIVES

The objectives of the examination were to verify compliance with submission of the monthly reports, mathematical accuracy of the reports, and to confirm all funds collected were deposited with the County Treasurer in a timely manner.

METHODOLOGY

To achieve the audit objectives, the Department of Internal Audit performed the following:

- Evaluate whether amounts reported on the monthly fee reports were submitted in compliance with LGC §114.001 General Requirements Applicable to Reports and LGC §114.0043 Periodic Report to County Auditor;
- Verify monthly fee reports are mathematically accurate and are therefore approved as submitted in compliance with LGC §115.002 Examination of Books and Reports;
- Verify funds collected were deposited with the County Treasurer in compliance with LGC §113.022 Time for Making Deposits

AUDIT RESULTS

- Monthly fee reports were submitted in compliance with LGC §114.001 and LGC §114.0043
- Monthly fee reports reviewed were mathematically accurate and therefore approved as submitted in compliance with LGC §115.002
- Funds collected were deposited with the County Treasurer in compliance with LGC §113.022

CONCLUSION

The report will be submitted to Commissioners Court October 22, 2019. If you have any questions regarding this report, please contact me at (936)-539-7820.



**OFFICE OF COUNTY AUDITOR
INTERNAL AUDIT REPORT**

**CONSTABLE PRECINCT 3
2nd QTR COMPLIANCE AUDIT**

CONSTABLE PRECINCT 3
Ryan Gable

INTERNAL AUDIT STAFF
Janet Browning, Internal Audit Manager
Starla Terry, Internal Audit Supervisor
Suzanne DuBois, Internal Audit Lead
Stacey Wilson, Internal Audit Assistant
Alex Silvas, Internal Audit Assistant

October 2019



Montgomery County, Texas
Office of the County Auditor
501 North Thompson, Suite 205, Conroe, Texas 77301
P. O. Box 539, Conroe, Texas 77305

Rakesh Pandey, CPA
County Auditor

Angela H. Blocker
1st Assistant County Auditor

Date: October 4, 2019

To: Ryan Gable, Constable Precinct 3

From: Starla Terry, Internal Audit Supervisor *ST*

Re: Constable Precinct 3 – 2nd Qtr. Compliance Audit

The Auditor's Office has completed an audit of the Constable Precinct 3 Monthly reports for January through March 2019.

The objectives of the audit were to ensure compliance with relevant statutes regarding monthly reports.

Attached is the Internal Audit report for the Constable Precinct 3 office.

INTRODUCTION

The Montgomery County Auditor's Office has examined a sample of the monthly reports of the Constable Precinct 3 office for the months of January 2019 through March 2019.

SCOPE

The scope of the examination was limited to reviewing the records submitted to this office by the Constable Precinct 3 office.

OBJECTIVES

The objectives of the examination were to verify compliance with submission of the monthly reports, mathematical accuracy of the reports, and to confirm all funds collected were deposited with the County Treasurer in a timely manner.

METHODOLOGY

To achieve the audit objectives, the Department of Internal Audit performed the following:

- Evaluate whether amounts reported on the monthly fee reports were submitted in compliance with LGC §114.001 General Requirements Applicable to Reports and LGC §114.0043 Periodic Report to County Auditor;
- Verify monthly fee reports are mathematically accurate and are therefore approved as submitted in compliance with LGC §115.002 Examination of Books and Reports;
- Verify funds collected were deposited with the County Treasurer in compliance with LGC §113.022 Time for Making Deposits

AUDIT RESULTS

- Monthly fee reports were submitted in compliance with LGC §114.001 and LGC §114.0043
- Monthly fee reports reviewed were mathematically accurate and therefore approved as submitted in compliance with LGC §115.002
- Funds collected were deposited with the County Treasurer in compliance with LGC §113.022

CONCLUSION

The report will be submitted to Commissioners Court October 22, 2019. If you have any questions regarding this report, please contact me at (936)-539-7820.




**OFFICE OF COUNTY AUDITOR
INTERNAL AUDIT REPORT**

**CONSTABLE PRECINCT 4
1st QTR COMPLIANCE AUDIT**

CONSTABLE PRECINCT 4
Kenneth "Rowdy" Hayden

INTERNAL AUDIT STAFF
Janet Browning, Internal Audit Manager
Starla Terry, Internal Audit Supervisor
Suzanne DuBois, Internal Audit Lead
Stacey Wilson, Internal Audit Assistant
Alex Silvas, Internal Audit Assistant

October 2019



Montgomery County, Texas
Office of the County Auditor
501 North Thompson, Suite 205, Conroe, Texas 77301
P. O. Box 539, Conroe, Texas 77305

Rakesh Pandey, CPA
County Auditor

Angela H. Blocker
1st Assistant County Auditor

Date: October 4, 2019

To: Kenneth "Rowdy" Hayden, Constable Precinct 4

From: Starla Terry, Internal Audit Supervisor

A handwritten signature, likely of Starla Terry, is written in dark ink.

Re: Constable Precinct 4 – 1st Qtr. Compliance Audit

The Auditor's Office has completed an audit of the Constable Precinct 4 Monthly reports for October through December 2018.

The objectives of the audit were to ensure compliance with relevant statutes regarding monthly reports.

Attached is the Internal Audit report for the Constable Precinct 4 office.

INTRODUCTION

The Montgomery County Auditor's Office has examined a sample of the monthly reports of the Constable Precinct 4 office for the months of October 2018 through December 2018.

SCOPE

The scope of the examination was limited to reviewing the records submitted to this office by the Constable Precinct 4 office.

OBJECTIVES

The objectives of the examination were to verify compliance with submission of the monthly reports, mathematical accuracy of the reports, and to confirm all funds collected were deposited with the County Treasurer in a timely manner.

METHODOLOGY

To achieve the audit objectives, the Department of Internal Audit performed the following:


- Evaluate whether amounts reported on the monthly fee reports were submitted in compliance with LGC §114.001 General Requirements Applicable to Reports and LGC §114.0043 Periodic Report to County Auditor;
- Verify monthly fee reports are mathematically accurate and are therefore approved as submitted in compliance with LGC §115.002 Examination of Books and Reports;
- Verify funds collected were deposited with the County Treasurer in compliance with LGC §113.022 Time for Making Deposits

AUDIT RESULTS

- Monthly fee reports were submitted in compliance with LGC §114.001 and LGC §114.0043
- Monthly fee reports reviewed were mathematically accurate and therefore approved as submitted in compliance with LGC §115.002
- Funds collected were deposited with the County Treasurer in compliance with LGC §113.022

CONCLUSION

The report will be submitted to Commissioners Court October 22, 2019. If you have any questions regarding this report, please contact me at (936)-539-7820.



**OFFICE OF COUNTY AUDITOR
INTERNAL AUDIT REPORT**

**CONSTABLE PRECINCT 4
2nd QTR COMPLIANCE AUDIT**

CONSTABLE PRECINCT 4
Kenneth "Rowdy" Hayden

INTERNAL AUDIT STAFF
Janet Browning, Internal Audit Manager
Starla Terry, Internal Audit Supervisor
Suzanne DuBois, Internal Audit Lead
Stacey Wilson, Internal Audit Assistant
Alex Silvas, Internal Audit Assistant

October 2019



Montgomery County, Texas
Office of the County Auditor
501 North Thompson, Suite 205, Conroe, Texas 77301
P. O. Box 539, Conroe, Texas 77305

Rakesh Pandey, CPA
County Auditor

Angela H. Blocker
1st Assistant County Auditor

Date: October 4, 2019

To: Kenneth "Rowdy" Hayden, Constable Precinct 4

From: Starla Terry, Internal Audit Supervisor *ST*

Re: Constable Precinct 4 – 2nd Qtr. Compliance Audit

The Auditor's Office has completed an audit of the Constable Precinct 4 Monthly reports for January through March 2019.

The objectives of the audit were to ensure compliance with relevant statutes regarding monthly reports.

Attached is the Internal Audit report for the Constable Precinct 4 office.

INTRODUCTION

The Montgomery County Auditor's Office has examined a sample of the monthly reports of the Constable Precinct 4 office for the months of January 2019 through March 2019.

SCOPE

The scope of the examination was limited to reviewing the records submitted to this office by the Constable Precinct 4 office.

OBJECTIVES

The objectives of the examination were to verify compliance with submission of the monthly reports, mathematical accuracy of the reports, and to confirm all funds collected were deposited with the County Treasurer in a timely manner.

METHODOLOGY

To achieve the audit objectives, the Department of Internal Audit performed the following:


- Evaluate whether amounts reported on the monthly fee reports were submitted in compliance with LGC §114.001 General Requirements Applicable to Reports and LGC §114.0043 Periodic Report to County Auditor;
- Verify monthly fee reports are mathematically accurate and are therefore approved as submitted in compliance with LGC §115.002 Examination of Books and Reports;
- Verify funds collected were deposited with the County Treasurer in compliance with LGC §113.022 Time for Making Deposits

AUDIT RESULTS

- Monthly fee reports were submitted in compliance with LGC §114.001 and LGC §114.0043
- Monthly fee reports reviewed were mathematically accurate and therefore approved as submitted in compliance with LGC §115.002
- Funds collected were deposited with the County Treasurer in compliance with LGC §113.022

CONCLUSION

The report will be submitted to Commissioners Court October 22, 2019. If you have any questions regarding this report, please contact me at (936)-539-7820.



**OFFICE OF COUNTY AUDITOR
INTERNAL AUDIT REPORT**

**CONSTABLE PRECINCT 5
1ST QTR COMPLIANCE AUDIT**

CONSTABLE PRECINCT 5

Chris Jones

INTERNAL AUDIT STAFF

Janet Browning, Internal Audit Manager

Starla Terry, Internal Audit Supervisor

Suzanne DuBois, Internal Audit Lead

Stacey Wilson, Internal Audit Assistant

Alex Silvas, Internal Audit Assistant

October 2019



Montgomery County, Texas
Office of the County Auditor
501 North Thompson, Suite 205, Conroe, Texas 77301
P. O. Box 539, Conroe, Texas 77305

Rakesh Pandey, CPA
County Auditor

Angela H. Blocker
1st Assistant County Auditor

Date: October 8, 2019

To: Chris Jones, Constable Precinct 5

From: Starla Terry, Internal Audit Supervisor

A handwritten signature in dark ink, appearing to be "ST", is written next to the name Starla Terry.

Re: Constable Precinct 5 – 1st Qtr. Compliance Audit

The Auditor's Office has completed an audit of the Constable Precinct 5 Monthly reports for October through December 2018.

The objectives of the audit were to ensure compliance with relevant statutes regarding monthly reports.

Attached is the Internal Audit report for the Constable Precinct 5 office.

INTRODUCTION

The Montgomery County Auditor's Office has examined a sample of the monthly reports of the Constable Precinct 5 office for the months of October 2018 through December 2018.

SCOPE

The scope of the examination was limited to reviewing the records submitted to this office by the Constable Precinct 5 office.

OBJECTIVES

The objectives of the examination were to verify compliance with submission of the monthly reports, mathematical accuracy of the reports, and to confirm all funds collected were deposited with the County Treasurer in a timely manner.

METHODOLOGY

To achieve the audit objectives, the Department of Internal Audit performed the following:

- Evaluate whether amounts reported on the monthly fee reports were submitted in compliance with LGC §114.001 General Requirements Applicable to Reports and LGC §114.0043 Periodic Report to County Auditor;
- Verify monthly fee reports are mathematically accurate and are therefore approved as submitted in compliance with LGC §115.002 Examination of Books and Reports;
- Verify funds collected were deposited with the County Treasurer in compliance with LGC §113.022 Time for Making Deposits

AUDIT RESULTS


- Monthly fee reports were submitted in compliance with LGC §114.001 and LGC §114.0043
- Monthly fee reports reviewed were mathematically accurate and therefore approved as submitted in compliance with LGC §115.002
- Two deposits were non-compliant with LGC §113.022 Time for Making Deposits.

Recommendation: We recommend depositing on the next business day and if not possible, by the fifth business day per the statute.

Department Response: Our department will make every effort to ensure that our deposits remain compliant with LGC §113.022.

CONCLUSION

The report will be submitted to Commissioners Court October 22, 2019. If you have any questions regarding this report, please contact me at (936)-539-7820.



**OFFICE OF COUNTY AUDITOR
INTERNAL AUDIT REPORT**

**CONSTABLE PRECINCT 5
2nd QTR COMPLIANCE AUDIT**

CONSTABLE PRECINCT 5

Chris Jones

INTERNAL AUDIT STAFF

Janet Browning, Internal Audit Manager

Starla Terry, Internal Audit Supervisor

Suzanne DuBois, Internal Audit Lead

Stacey Wilson, Internal Audit Assistant

Alex Silvas, Internal Audit Assistant

October 2019



Montgomery County, Texas
Office of the County Auditor
501 North Thompson, Suite 205, Conroe, Texas 77301
P. O. Box 539, Conroe, Texas 77305

Rakesh Pandey, CPA
County Auditor

Angela H. Blocker
1st Assistant County Auditor

Date: October 8, 2019

To: Chris Jones, Constable Precinct 5

From: Starla Terry, Internal Audit Supervisor *ST*

Re: Constable Precinct 5 – 2nd Qtr. Compliance Audit

The Auditor's Office has completed an audit of the Constable Precinct 5 Monthly reports for January through March 2019.

The objectives of the audit were to ensure compliance with relevant statutes regarding monthly reports.

Attached is the Internal Audit report for the Constable Precinct 5 office.

INTRODUCTION

The Montgomery County Auditor's Office has examined a sample of the monthly reports of the Constable Precinct 5 office for the months of January 2019 through March 2019.

SCOPE

The scope of the examination was limited to reviewing the records submitted to this office by the Constable Precinct 5 office.

OBJECTIVES

The objectives of the examination were to verify compliance with submission of the monthly reports, mathematical accuracy of the reports, and to confirm all funds collected were deposited with the County Treasurer in a timely manner.

METHODOLOGY

To achieve the audit objectives, the Department of Internal Audit performed the following:

- Evaluate whether amounts reported on the monthly fee reports were submitted in compliance with LGC §114.001 General Requirements Applicable to Reports and LGC §114.0043 Periodic Report to County Auditor;
- Verify monthly fee reports are mathematically accurate and are therefore approved as submitted in compliance with LGC §115.002 Examination of Books and Reports;
- Verify funds collected were deposited with the County Treasurer in compliance with LGC §113.022 Time for Making Deposits

AUDIT RESULTS

- Monthly fee reports were submitted in compliance with LGC §114.001 and LGC §114.0043
- Monthly fee reports reviewed were mathematically accurate and therefore approved as submitted in compliance with LGC §115.002
- Two deposits were non-compliant with LGC §113.022 Time for Making Deposits.

Recommendation: We recommend depositing on the next business day and if not possible, by the fifth business day per the statute.

Department Response: We will continue to make any adjustments to ensure deposits remain compliant with LGC §113.022 Time for Making Deposits.

CONCLUSION

The report will be submitted to Commissioners Court October 22, 2019. If you have any questions regarding this report, please contact me at (936)-539-7820.



Montgomery County, Texas
Office of the County Auditor
501 North Thompson, Suite 205, Conroe, Texas 77301
P. O. Box 539, Conroe, Texas 77305

Rakesh Pandey, CPA
County Auditor

Angela H. Blocker
1st Assistant County Auditor

Date: October 14, 2019
To: Rakesh Pandey, County Auditor
From: Starla Terry, Internal Audit Supervisor *ST*
Re: Commissioners Court October 22, 2019 Meeting Submission for Consent Agenda

Consider and accept the following completed 4th Quarter FY 2019 Cash Count Audit Memos:

- Adult Probation
- Airport
- Animal Shelter
- Commissioner, Precinct 1
- Commissioner, Precinct 2
- Commissioner, Precinct 3
- Commissioner, Precinct 4
- Constable, Precinct 1
- Constable, Precinct 2
- Constable, Precinct 3
- Constable, Precinct 4
- Constable, Precinct 5
- County Clerk
- District Attorney
- District Clerk
- District Court 359th
- Drug Court
- Elections
- Fire Marshal
- Forensics
- Justice of the Peace, Precinct 1
- Justice of the Peace, Precinct 2
- Justice of the Peace, Precinct 3
- Justice of the Peace, Precinct 4
- Justice of the Peace, Precinct 5
- Juvenile Justice Center
- Law Library
- Lone Star Convention Center
- Memorial Library System
- Permits Division
- Sheriff's Office
- Tax Office
- Treasurer



Montgomery County, Texas
Office of the County Auditor

501 North Thompson, Suite 205, Conroe, Texas 77301
P. O. Box 539, Conroe, Texas 77305

Rakesh Pandey, CPA
County Auditor

Angela H. Blocker
1st Assistant County Auditor

DATE: October 1, 2019
TO: Ronald Leach, Director
CC: Bobby Light, Deputy Director
FROM: Starla Terry, Internal Audit Supervisor *SA*
RE: Adult Probation - Cash Count Audit Report for 4th Quarter 2019

CASH COUNT

In Accordance with LGC §115.0035 and LGC §130.902, Internal Audit conducted a surprise cash count for each Adult Probation location during the quarter.

As a result of our cash count, we found no variance.

Conroe Aug 13, 2019	Change Fund	Collections/ Receipts	Amount Verified	Variance	Notes
Probation #1	0.00	1,083.00	1,083.00	0.00	
Bond #1	0.00	831.00	831.00	0.00	
Probation #2	0.00	645.00	645.00	0.00	
Bond #2	0.00	542.00	542.00	0.00	
Total	0.00	3,101.00	3,101.00	0.00	

New Caney Aug. 20, 2019	Change Fund	Collections/ Receipts	Amount Verified	Variance	Notes
Front Desk	0.00	278.00	278.00	0.00	
Total	0.00	278.00	278.00	0.00	

The Woodlands Aug. 21, 2019	Change Fund	Collections/ Receipts	Amount Verified	Variance	Notes
Drawer #1	0.00	222.00	222.00	0.00	
Total	0.00	222.00	222.00	0.00	

Submission to the Commissioner's Court of this cash count audit report will be made on October 22, 2019. We appreciate the cooperation of the county offices during our review. If you have any questions concerning this report, please do not hesitate to contact me at 936-539-7820.

Performed by: Alex Silvas

Tele: (936) 539-7820•••Fax (936) 788-8390•••Email: Rakesh.Pandey@mctx.org



Montgomery County, Texas

Office of the County Auditor

501 North Thompson, Suite 205, Conroe, Texas 77301

P. O. Box 539, Conroe, Texas 77305

Rakesh Pandey, CPA
County Auditor

Angela H. Blocker
1st Assistant County Auditor

DATE: October 1, 2019
TO: James Brown, Director
CC: Mary Wilson, Administrative Assistant
FROM: Starla Terry, Internal Audit Supervisor *ST*
RE: Airport - Cash Count Audit Report for 4th Quarter 2019

CASH COUNT

In Accordance with LGC §115.0035 and LGC §130.902, Internal Audit conducted a surprise cash count on August 13, 2019.

As a result of our cash count, we found no variance.

Description	Collections/ Receipts	Amount Verified	Variance	Notes
Front Desk	1,549.79	1,549.79	0.00	
Total	1,549.79	1,549.79	0.00	

Submission to the Commissioner's Court of this cash count audit report will be made on October 22, 2019. We appreciate the cooperation of your office during our review. If you have any questions concerning this report, please do not hesitate to contact me at 936-539-7820.

Performed by: Alex Silvas

Tele: (936) 539-7820 • Fax (936) 788-8390 • Email: Rakesh.Pandey@mctx.org



Montgomery County, Texas
Office of the County Auditor
501 North Thompson, Suite 205, Conroe, Texas 77301
P. O. Box 539, Conroe, Texas 77305

Rakesh Pandey, CPA
County Auditor

Angela H. Blocker
1st Assistant County Auditor

DATE: October 1, 2019
TO: Aaron Johnson, Director
CC: Mark Wysocki, Administrative Manager
FROM: Starla Terry, Internal Audit Supervisor *ST*
RE: Animal Shelter - Cash Count Audit Report for 4th Quarter 2019

CASH COUNT

In Accordance with LGC §115.0035 and LGC §130.902, Internal Audit conducted a surprise cash count on August 21, 2019. Animal Shelter has a total change fund of \$400.

As a result of our cash count, we found no variance.

Description	Change Fund	Collections/ Receipts	Amount Verified	Variance	Notes
Cash Box #1 Front Office	100.00	35.00	135.00	0.00	
Cash Box #2 Front Office	100.00	400.00	500.00	0.00	
Cash Box #3 Front Office	100.00	0.00	100.00	0.00	
Cash Box #4 Extra	100.00	0.00	100.00	0.00	
Total	400.00	435.00	835.00	0.00	

Submission to the Commissioner's Court of this cash count audit report will be made on October 22, 2019. We appreciate the cooperation of your office during our review. If you have any questions concerning this report, please do not hesitate to contact me at 936-539-7820.

Performed by: Alex Silvas

Tele: (936) 539-7820••Fax (936) 788-8390••Email Rakesh.Pandey@mctx.org



Montgomery County, Texas
Office of the County Auditor
501 North Thompson, Suite 205, Conroe, Texas 77301
P. O. Box 539, Conroe, Texas 77305

Rakesh Pandey, CPA
County Auditor

Angela H. Blocker
1st Assistant County Auditor

DATE: October 1, 2019
TO: Mike Meador, Commissioner Pct. 1
CC: Susan Bingham, Administrative Assistant
FROM: Starla Terry, Internal Audit Supervisor *ST*
RE: Commissioner Pct. 1 - Cash Count Audit Report for 4th Quarter 2019

CASH COUNT


In Accordance with LGC §115.0035 and LGC §130.902, Internal Audit conducted a surprise cash count on August 22 for all offices. Precinct 1 has a total change fund of \$150.

As a result of our cash count, we found no variance.

Description	Change Fund	Collections/ Receipts	Amount Verified	Variance	Notes
Commissioner's Office	0.00	3,630.00	3,630.00	0.00	
Community Center - Willis	0.00	0.00	0.00	0.00	
Community Center - Montgomery	0.00	150.00	150.00	0.00	
Lake Park	150.00	0.00	150.00	0.00	
Total	150.00	3,780.00	3,930.00	0.00	

Submission to the Commissioner's Court of this cash count audit report will be made on October 22, 2019. We appreciate the cooperation of County offices during our review. If you have any questions concerning this report, please do not hesitate to contact me at 936-539-7820.

Performed by: Alex Silvas



Montgomery County, Texas
Office of the County Auditor
501 North Thompson, Suite 205, Conroe, Texas 77301
P. O. Box 539, Conroe, Texas 77305

Rakesh Pandey, CPA
County Auditor

Angela H. Blocker
1st Assistant County Auditor

DATE: October 1, 2019
TO: Charlie Riley, Commissioner Pct. 2
CC: Joanne Moore, Administrative Manager
FROM: Starla Terry, Internal Audit Supervisor *ST*
RE: Commissioner Pct. 2 - Cash Count Audit Report for 4th Quarter 2019

CASH COUNT

In Accordance with LGC §115.0035 and LGC §130.902, Internal Audit conducted a surprise cash count on August 19, 2019 for all offices.

As a result of our cash count, we found no variance.

Description	Collections/ Receipts	Amount Verified	Variance	Notes
Commissioner's Office	0.00	0.00	0.00	
Community Center	0.00	0.00	0.00	
Recycle Center				1
Total	0.00	0.00	0.00	

Note 1: Unable to perform count at time of visit. Center now closed on Mondays.

Submission to the Commissioner's Court of this cash count audit report will be made on October 22, 2019. We appreciate the cooperation of the county offices during our review. If you have any questions concerning this report, please do not hesitate to contact me at 936-539-7820.

Performed by: Alex Silvas



Montgomery County, Texas
Office of the County Auditor
501 North Thompson, Suite 205, Conroe, Texas 77301
P. O. Box 539, Conroe, Texas 77305

Rakesh Pandey, CPA
County Auditor

Angela H. Blocker
1st Assistant County Auditor

DATE: October 1, 2019
TO: James L. Noack, Commissioner Pct. 3
CC: Deborah Arrazate, Administrative Manager
FROM: Starla Terry, Internal Audit Supervisor *SA*
RE: Commissioner Pct. 3 - Cash Count Audit Report for 4th Quarter 2019

CASH COUNT

In Accordance with LGC §115.0035 and LGC §130.902, Internal Audit conducted a surprise cash count on August 21, 2019 for all offices. Precinct 3, Recycle Center has a total change fund of \$250.

As a result of our cash count, we found no variance.

Description	Change Fund	Collections/ Receipts	Amount Verified	Variance	Notes
Commissioner's Office	0.00	0.00	0.00	0.00	
Community Center	0.00	0.00	0.00	0.00	
Recycle Center Drawer #1	100.00	170.00	270.00	0.00	
Hazardous Waste	50.00	0.00	50.00	0.00	
Recycle Center Extra	100.00	0.00	100.00	0.00	
Total	250.00	170.00	420.00	0.00	

Submission to the Commissioner's Court of this cash count audit report will be made on October 22, 2019. We appreciate the cooperation of the county offices during our review. If you have any questions concerning this report, please do not hesitate to contact me at 936-539-7820.

Performed by: Alex Silvas



Montgomery County, Texas
Office of the County Auditor
501 North Thompson, Suite 205, Conroe, Texas 77301
P. O. Box 539, Conroe, Texas 77305

Rakesh Pandey, CPA
County Auditor

Angela H. Blocker
1st Assistant County Auditor

DATE: October 1, 2019
TO: James Metts, Commissioner Pct. 4
CC: Phyllis Martin, Chief of Staff
FROM: Starla Terry, Internal Audit Supervisor *ST*
RE: Commissioner Pct. 4 - Cash Count Audit Report for 4th Quarter 2019

CASH COUNT

In Accordance with LGC §115.0035 and LGC §130.902, Internal Audit conducted a surprise cash count on August 20, 2019.

As a result of our cash count, we found no variance.

Description	Collections/ Receipts	Amount Verified	Variance	Notes
Culverts	3,800.00	3,800.00	0.00	
Bldg. Rentals	200.00	200.00	0.00	
Bldg. Rentals – Tamina	100.00	100.00	0.00	
Total	4,100.00	4,100.00	0.00	

Submission to the Commissioner's Court of this cash count audit report will be made on October 22, 2019. We appreciate the cooperation of your office during our review. If you have any questions concerning this report, please do not hesitate to contact me at 936-539-7820.

Performed by: Alex Silvas



Montgomery County, Texas
Office of the County Auditor
501 North Thompson, Suite 205, Conroe, Texas 77301
P. O. Box 539, Conroe, Texas 77305

Rakesh Pandey, CPA
County Auditor

Angela H. Blocker
1st Assistant County Auditor

DATE: October 1, 2019
TO: Philip Cash, Constable Pct. 1
CC: Sherry McCrorey, Administrative Assistant
FROM: Starla Terry, Internal Audit Supervisor *SA*
RE: Constable Pct. 1 - Cash Count Audit Report for 4th Quarter 2019

CASH COUNT

In Accordance with LGC §115.0035 and LGC §130.902, Internal Audit conducted a surprise cash count on August 22, 2019.

There were no receipts at the time of our count.

Description	Collections/ Receipts	Amount Verified	Variance	Notes
Admin. Desk	0.00	0.00	0.00	
Total	0.00	0.00	0.00	

Submission to the Commissioner's Court of this cash count audit report will be made on October 22, 2019. We appreciate the cooperation of your office during our review. If you have any questions concerning this report, please do not hesitate to contact me at 936-539-7820.

Performed by: Alex Silvas

Tele: (936) 539-7820•••Fax (936) 788-8390•••Email: Rakesh.Pandy@metx.org



Montgomery County, Texas
Office of the County Auditor
501 North Thompson, Suite 205, Conroe, Texas 77301
P. O. Box 539, Conroe, Texas 77305

Rakesh Pandey, CPA
County Auditor

Angela H. Blocker
1st Assistant County Auditor

DATE: October 1, 2019
TO: Gene DeForest, Constable Pct. 2
CC: Mary Brown, Administrative Assistant
FROM: Starla Terry, Internal Audit Supervisor *SA*
RE: Constable Pct. 2 - Cash Count Audit Report for 4th Quarter 2019

CASH COUNT

In Accordance with LGC §115.0035 and LGC §130.902, Internal Audit conducted a surprise cash count on August 13, 2019.

Description	Collections/ Receipts	Amount Verified	Variance	Notes
Admin. Desk				1
Total				

Note 1: Administrative Assistant out of office at time of visit. Unable to perform count.

Submission to the Commissioner's Court of this cash count audit report will be made on October 22, 2019. We appreciate the cooperation of your office during our review. If you have any questions concerning this report, please do not hesitate to contact me at 936-539-7820.

Performed by: Alex Silvas



Montgomery County, Texas
Office of the County Auditor
501 North Thompson, Suite 205, Conroe, Texas 77301
P. O. Box 539, Conroe, Texas 77305

Rakesh Pandey, CPA
County Auditor

Angela H. Blocker
1st Assistant County Auditor

DATE: October 1, 2019
TO: Ryan Gable, Constable Pct. 3
CC: Felicity Davis, Administrative Manager
FROM: Starla Terry, Internal Audit Supervisor *ST*
RE: Constable Pct. 3 - Cash Count Audit Report for 4th Quarter 2019

CASH COUNT

In Accordance with LGC §115.0035 and LGC §130.902, Internal Audit conducted a surprise cash count on August 21, 2019.

As a result of our cash count, we found no variance.

Description	Collections/ Receipts	Amount Verified	Variance	Notes
Admin. Desk	843.00	843.00	0.00	
Total	843.00	843.00	0.00	

Submission to the Commissioner's Court of this cash count audit report will be made on October 22, 2019. We appreciate the cooperation of your office during our review. If you have any questions concerning this report, please do not hesitate to contact me at 936-539-7820.

Performed by: Alex Silvas



Montgomery County, Texas
Office of the County Auditor
501 North Thompson, Suite 205, Conroe, Texas 77301
P. O. Box 539, Conroe, Texas 77305

Rakesh Pandey, CPA
County Auditor

Angela H. Blocker
1st Assistant County Auditor

DATE: October 1, 2019
TO: Kenneth "Rowdy" Hayden, Constable Pct. 4
CC: Barry Welch, Chief Deputy
FROM: Starla Terry, Internal Audit Supervisor *SA*
RE: Constable Pct. 4 - Cash Count Audit Report for 4th Quarter 2019

CASH COUNT

In Accordance with LGC §115.0035 and LGC §130.902, Internal Audit conducted a surprise cash count on August 20, 2019.

As a result of our cash count, we found no variance.

Description	Collections/ Receipts	Amount Verified	Variance	Notes
Admin. Desk	525.00	525.00	0.00	
Total	525.00	525.00	0.00	

Submission to the Commissioner's Court of this cash count audit report will be made on October 22, 2019. We appreciate the cooperation of your office during our review. If you have any questions concerning this report, please do not hesitate to contact me at 936-539-7820.

Performed by: Alex Silvas



Montgomery County, Texas
Office of the County Auditor
501 North Thompson, Suite 205, Conroe, Texas 77301
P. O. Box 539, Conroe, Texas 77305

Rakesh Pandey, CPA
County Auditor

Angela H. Blocker
1st Assistant County Auditor

DATE: October 1, 2019
TO: Chris Jones, Constable Pct. 5
FROM: Starla Terry, Internal Audit Supervisor *ST*
RE: Constable Pct. 5 - Cash Count Audit Report for 4th Quarter 2019

CASH COUNT

In Accordance with LGC §115.0035 and LGC §130.902, Internal Audit conducted a surprise cash count on August 19, 2019.


As a result of our cash count, we found no variance.

Description	Collections/ Receipts	Amount Verified	Variance	Notes
Admin. Desk	225.00	225.00	0.00	
Total	225.00	225.00	0.00	

Submission to the Commissioner's Court of this cash count audit report will be made on October 22, 2019. We appreciate the cooperation of your office during our review. If you have any questions concerning this report, please do not hesitate to contact me at 936-539-7820.

Performed by: Alex Silvas

Tele: (936) 539-7820•••Fax (936) 788-8390•••Email: Rakesh.Pandey@mctx.org



Montgomery County, Texas
Office of the County Auditor
501 North Thompson, Suite 205, Conroe, Texas 77301
P. O. Box 539, Conroe, Texas 77305

Rakesh Pandey, CPA
County Auditor

Angela H. Blocker
1st Assistant County Auditor

DATE: October 1, 2019
TO: Don R. Carpenter, Jr., Director
CC: Terri Strozier, Administrative Assistant
FROM: Starla Terry, Internal Audit Supervisor *ST*
RE: Lone Star Convention Center - Cash Count Audit Report for 4th Quarter 2019

CASH COUNT

In Accordance with LGC §115.0035 and LGC §130.902, Internal Audit conducted a surprise cash count on August 13, 2019.

Description	Collections/ Receipts	Amount Verified	Variance	Notes
Admin. Desk				1
Total				

Note 1: Administrative Assistant out of office at time of visit. Unable to perform count.

Submission to the Commissioner's Court of this cash count audit report will be made on October 22, 2019. We appreciate the cooperation of your office during our review. If you have any questions concerning this report, please do not hesitate to contact me at 936-539-7820.

Performed by: Alex Silvas



Montgomery County, Texas

Office of the County Auditor

501 North Thompson, Suite 205, Conroe, Texas 77301

P. O. Box 539, Conroe, Texas 77305

Rakesh Pandey, CPA
County Auditor

Angela H. Blocker
1st Assistant County Auditor

DATE: October 1, 2019
TO: Mark Turnbull, County Clerk
CC: Darin Bailey, Administrative Manager
FROM: Starla Terry, Internal Audit Supervisor *ST*
RE: County Clerk - Cash Count Audit Report for 4th Quarter 2019

CASH COUNT

In Accordance with LGC §115.0035 and LGC §130.902, Internal Audit conducted a surprise cash count for each County Clerk location. County Clerk has a total change fund of \$1,950.

As a result of our cash count, we found no variance.

Conroe August 29, 2019	Change Fund	Collections/ Receipts	Amount Verified	Variance	Notes
Vitals #1	75.00	159.00	234.00	0.00	
Vitals #2	75.00	23.00	98.00	0.00	
Vitals #3	75.00	70.00	145.00	0.00	
Research #1	50.00	25.00	75.00	0.00	
Research #2	50.00	0.00	50.00	0.00	
Civil Change Bag	50.00	0.00	50.00	0.00	
Recording #1	50.00	88.00	138.00	0.00	
Recording #2	50.00	101.00	151.00	0.00	
Change Bag	400.00	0.00	400.00	0.00	
Criminal Backup	150.00	0.00	150.00	0.00	
Courts/Criminal #1	225.00	197.00	422.00	0.00	
4 th Floor Probate	100.00	24.00	124.00	0.00	
Total	1,350.00	687.00	2,037.00	0.00	

New Caney Aug. 20, 2019	Change Fund	Collections/ Receipts	Amount Verified	Variance	Notes
Front Drawer	100.00	138.00	238.00	0.00	
Backup	100.00	0.00	100.00	0.00	
Criminal - Receipts	0.00	0.00	0.00	0.00	
Total	200.00	138.00	338.00	0.00	

The Woodlands Aug. 21, 2019	Change Fund	Collections/ Receipts	Amount Verified	Variance	Notes
Drawer #1	100.00	73.00	173.00	0.00	
Drawer #2	100.00	500.50	600.50	0.00	
Change Bag #1	100.00	0.00	100.00	0.00	
Change Bag #2	100.00	0.00	100.00	0.00	
Criminal - Receipts	0.00	80.00	80.00	0.00	
Total	400.00	653.50	1,053.50	0.00	

Submission to the Commissioner's Court of this cash count audit report will be made on October 22, 2019. We appreciate the cooperation of the county offices during our review. If you have any questions concerning this report, please do not hesitate to contact me at 936-539-7820.

Performed by: Alex Silvas

Tele: (936) 539-7820•••Fax (936) 788-8390•••Email: Rakesh.Pandey@metx.org



Montgomery County, Texas
Office of the County Auditor
501 North Thompson, Suite 205, Conroe, Texas 77301
P. O. Box 539, Conroe, Texas 77305

Rakesh Pandey, CPA
County Auditor

Angela H. Blocker
1st Assistant County Auditor

DATE: October 1, 2019
TO: Brett Ligon, District Attorney
CC: Melisa Appleton, Administrator
FROM: Starla Terry, Internal Audit Supervisor *ST*
RE: District Attorney Pre-Trial - Cash Count Audit Report for 4th Quarter 2019

CASH COUNT

In Accordance with LGC §115.0035 and LGC §130.902, Internal Audit conducted a surprise cash count on August 20, 2019.

As a result of our cash count, we found no variance.

Description	Collections/ Receipts	Amount Verified	Variance	Notes
Pre-Trial Diversion - Receipts	200.00	200.00	0.00	
Total	200.00	200.00	0.00	

Submission to the Commissioner's Court of this cash count audit report will be made on October 22, 2019. We appreciate the cooperation of your office during our review. If you have any questions concerning this report, please do not hesitate to contact me at 936-539-7820.

Performed by: Alex Silvas



Montgomery County, Texas
Office of the County Auditor
501 North Thompson, Suite 205, Conroe, Texas 77301
P. O. Box 539, Conroe, Texas 77305

Rakesh Pandey, CPA
County Auditor

Angela H. Blocker
1st Assistant County Auditor

DATE: October 1, 2019
TO: Melisa Miller, District Clerk
CC: Kelsey Padgett, Chief Deputy
FROM: Starla Terry, Internal Audit Supervisor *ST*
RE: District Clerk - Cash Count Audit Report for 4th Quarter 2019

CASH COUNT

In Accordance with LGC §115.0035 and LGC §130.902, Internal Audit conducted a surprise cash count on August 29, 2019. The District Clerk has a total change fund of \$1,120.

As a result of our cash count, we found no variance.

Description	Change Fund	Collections/ Receipts	Amount Verified	Variance	Notes
File Room Till	230.00	0.00	230.00	0.00	
File Room Till Back-up	230.00	357.00	587.00	0.00	
Central Office	230.00	1,533.00	1,763.00	0.00	
Central Office Back-up	230.00	555.64	785.64	0.00	
Passport	100.00	0.00	100.00	0.00	
Total	1,020.00	2,445.64	3,465.64	0.00	

Submission to the Commissioner's Court of this cash count audit report will be made on October 22, 2019. We appreciate the cooperation of the county offices during our review. If you have any questions concerning this report, please do not hesitate to contact me at 936-539-7820.

Performed by: Alex Silvas



Montgomery County, Texas
Office of the County Auditor
501 North Thompson, Suite 205, Conroe, Texas 77301
P. O. Box 539, Conroe, Texas 77305

Rakesh Pandey, CPA
County Auditor

Angela H. Blocker
1st Assistant County Auditor

DATE: October 1, 2019
TO: Judge Kathleen Hamilton, 359th District Court
CC: Susan Mitchell, Court Administrator
FROM: Starla Terry, Internal Audit Supervisor *ST*
RE: 359th District Court - Cash Count Audit Report for 4th Quarter 2019

CASH COUNT


In Accordance with LGC §115.0035 and LGC §130.909, Internal Audit conducted a cash count on August 20, 2019. Judge Hamilton has a petty cash fund of \$400.

As a result of our cash count, we found no variance.

Description	Petty Cash	Cash Vouchers	Amount Verified	Variance	Notes
Court Administrator	327.38	72.62	400.00	0.00	
Total	327.38	72.62	400.00	0.00	

Submission to the Commissioner's Court of this cash count audit report will be made on October 22, 2019. We appreciate the cooperation of your office during our review. If you have any questions concerning this report, please do not hesitate to contact me at 936-539-7820.

Performed by: Alex Silvas



Montgomery County, Texas
Office of the County Auditor
501 North Thompson, Suite 205, Conroe, Texas 77301
P. O. Box 539, Conroe, Texas 77305

Rakesh Pandey, CPA
County Auditor

Angela H. Blocker
1st Assistant County Auditor

DATE: October 1, 2019
TO: Christen Arnold, Director
FROM: Starla Terry, Internal Audit Supervisor *SA*
RE: Drug Court - Cash Count Audit Report for 4th Quarter 2019

CASH COUNT

In Accordance with LGC §115.0035 and LGC §130.902, Internal Audit conducted a surprise cash count on August 20, 2019. Drug Court has a total change fund of \$100.

As a result of our cash count, we found no variance.

Description	Change Fund	Collections/ Receipts	Amount Verified	Variance	Notes
Cash Drawer	100.00	226.00	326.00	0.00	
Total	100.00	226.00	326.00	0.00	

Submission to the Commissioner's Court of this cash count audit report will be made on October 22, 2019. We appreciate the cooperation of your office during our review. If you have any questions concerning this report, please do not hesitate to contact me at 936-539-7820.

Performed by: Alex Silvas



Montgomery County, Texas
Office of the County Auditor
501 North Thompson, Suite 205, Conroe, Texas 77301
P. O. Box 539, Conroe, Texas 77305

Rakesh Pandey, CPA
County Auditor

Angela H. Blocker
1st Assistant County Auditor

DATE: October 1, 2019
TO: Suzie Harvey, Elections Administrator
FROM: Starla Terry, Internal Audit Supervisor *ST*
RE: Elections - Cash Count Audit Report for 4th Quarter 2019

CASH COUNT

In Accordance with LGC §115.0035 and LGC §130.902, Internal Audit conducted a surprise cash count on August 13, 2019. Elections has a total change fund of \$35.


There were no receipts at the time of our count.

Description	Change Fund	Collections/ Receipts	Amount Verified	Variance	Notes
Change Box	35.00	0.00	35.00	0.00	
Total	35.00	0.00	35.00	0.00	

Submission to the Commissioner's Court of this cash count audit report will be made on October 22, 2019. We appreciate the cooperation of your office during our review. If you have any questions concerning this report, please do not hesitate to contact me at 936-539-7820.

Performed by: Alex Silvas

Tele: (936) 539-7820...Fax (936) 788-8390...Email: Rakesh.Pandey@mctx.org



Montgomery County, Texas
Office of the County Auditor
501 North Thompson, Suite 205, Conroe, Texas 77301
P. O. Box 539, Conroe, Texas 77305

Rakesh Pandey, CPA
County Auditor

Angela H. Blocker
1st Assistant County Auditor

DATE: October 1, 2019
TO: Jimmy Williams, Fire Marshal
CC: Jennifer Janes, Administration
FROM: Starla Terry, Internal Audit Supervisor *ST*
RE: Fire Marshal - Cash Count Audit Report for 4th Quarter 2019

CASH COUNT

In Accordance with LGC §115.0035 and LGC §130.902, Internal Audit conducted a surprise cash count on August 14, 2019.

As a result of our cash count, we found the following variance:

Description	Collections/ Receipts	Amount Verified	Variance	Notes
Front Desk	2,350.00	2,550.00	200.00	1
Total	2,350.00	2,550.00	200.00	

Note 1: The overage was due to a check not receipted at time of count.

Submission to the Commissioner's Court of this cash count audit report will be made on October 22, 2019. We appreciate the cooperation of your office during our review. If you have any questions concerning this report, please do not hesitate to contact me at 936-539-7820.

*Performed by: Alex Silvas
Janet Browning*



Montgomery County, Texas
Office of the County Auditor
501 North Thompson, Suite 205, Conroe, Texas 77301
P. O. Box 539, Conroe, Texas 77305

Rakesh Pandey, CPA
County Auditor

Angela H. Blocker
1st Assistant County Auditor

DATE: October 1, 2019
TO: Kathryn Pinneri, Director
CC: Heather Reyes, Administrative Manager
FROM: Starla Terry, Internal Audit Supervisor *ST*
RE: Forensics - Cash Count Audit Report for 4th Quarter 2019

CASH COUNT

In Accordance with LGC §115.0035 and LGC §130.902, Internal Audit conducted a surprise cash count on August 13, 2019.

There were no receipts at the time of our count.

Description	Collections/ Receipts	Amount Verified	Variance	Notes
Front Desk	0.00	0.00	0.00	
Total	0.00	0.00	0.00	

Submission to the Commissioner's Court of this cash count audit report will be made on October 22, 2019. We appreciate the cooperation of your office during our review. If you have any questions concerning this report, please do not hesitate to contact me at 936-539-7820.

Performed by: Alex Silvas



Montgomery County, Texas
Office of the County Auditor
501 North Thompson, Suite 205, Conroe, Texas 77301
P. O. Box 539, Conroe, Texas 77305

Rakesh Pandey, CPA
County Auditor

Angela H. Blocker
1st Assistant County Auditor

DATE: October 1, 2019
TO: Judge Wayne Mack, Justice of the Peace, Pct. 1
CC: Kim Wilson, Administrative Manager
Brandie Lopez, Administrative Manager
FROM: Starla Terry, Internal Audit Supervisor *ST*
RE: Justice of the Peace, Pct. 1 - Cash Count Audit Report for 4th Quarter 2019

CASH COUNT

In Accordance with LGC §115.0035 and LGC §130.902, Internal Audit conducted a surprise cash count at each location. Justice of the Peace Precinct 1 has a total change fund of \$600.

As a result of our cash count, we found no variance.

Willis Aug. 22, 2019	Change Fund	Collections/ Receipts	Amount Verified	Variance	Notes
Desk #1	100.00	596.00	696.00	0.00	
Desk #2	100.00	0.00	100.00	0.00	
Desk #3	100.00	0.00	100.00	0.00	
Change Bag	100.00	0.00	100.00	0.00	
Total	400.00	596.00	996.00	0.00	

Montgomery Aug. 22, 2019	Change Fund	Collections/ Receipts	Amount Verified	Variance	Notes
Desk #1	100.00	153.00	253.00	0.00	
Desk #2	100.00	0.00	100.00	0.00	
Total	200.00	153.00	353.00	0.00	

Submission to the Commissioner's Court of this cash count audit report will be made on October 22, 2019. We appreciate the cooperation of the county offices during our review. If you have any questions concerning this report, please do not hesitate to contact me at 936-539-7820.

Performed by: Alex Silvas

Tele: (936) 539-7820•••Fax (936) 788-8390•••Email: Rakesh.Pandey@metx.org



Montgomery County, Texas
Office of the County Auditor
501 North Thompson, Suite 205, Conroe, Texas 77301
P. O. Box 539, Conroe, Texas 77305

Rakesh Pandey, CPA
County Auditor

Angela H. Blocker
1st Assistant County Auditor

DATE: October 1, 2019
TO: Judge G. Trey Spikes, Justice of the Peace, Pct. 2
CC: Juanita Surgers, Administrative Manager
FROM: Starla Terry, Internal Audit Supervisor *ST*
RE: Justice of the Peace, Pct. 2 - Cash Count Audit Report for 4th Quarter 2019

CASH COUNT


In Accordance with LGC §115.0035 and LGC §130.902, Internal Audit conducted a surprise cash count on August 13, 2019. Justice of the Peace Precinct 2 has a total change fund of \$500.

As a result of our surprise cash count, we found no variance.

Description	Change Fund	Collections/ Receipts	Amount Verified	Variance	Notes
Drawer #1	100.00	4,121.00	4,221.00	0.00	
Drawer #2	100.00	1,976.50	2,076.50	0.00	
Drawer #3	100.00	1,048.50	1,148.50	0.00	
Backup	200.00	0.00	200.00	0.00	
Mail	0.00	51.00	51.00	0.00	
Total	500.00	7,197.00	7,697.00	0.00	

Submission to the Commissioner's Court of this cash count audit report will be made on October 22, 2019. We appreciate the cooperation of your office during our review. If you have any questions concerning this report, please do not hesitate to contact me at 936-539-7820.

Performed by: Alex Silvas



Montgomery County, Texas
Office of the County Auditor
501 North Thompson, Suite 205, Conroe, Texas 77301
P. O. Box 539, Conroe, Texas 77305

Rakesh Pandey, CPA
County Auditor

Angela H. Blocker
1st Assistant County Auditor

DATE: October 1, 2019
TO: Judge Matt Beasley, Justice of the Peace, Pct. 3
FROM: Starla Terry, Internal Audit Supervisor *SA*
RE: Justice of the Peace, Pct. 3 - Cash Count Audit Report for 4th Quarter 2019

CASH COUNT

In Accordance with LGC §115.0035 and LGC §130.902, Internal Audit conducted a surprise cash count on August 21, 2019. Justice of the Peace Precinct 3 has a total change fund of \$500.

As a result of our cash count, we found the following variance:

Description	Change Fund	Collections/ Receipts	Amount Verified	Variance	Notes
Drawer #1	150.00	0.00	150.00	0.00	
Drawer #2	150.00	0.00	150.50	0.50	1
Drawer - Extra	50.00	0.00	50.00	0.00	
Change Bag	150.00	0.00	150.00	0.00	
Drawer - Extra	0.00	0.00	150.00	150.00	2
Drawer - Extra 2	0.00	22.00	172.00	150.00	2
Deposit #1	0.00	15,304.00	15,004.00	(300.00)	2
Deposit #2	0.00	4,233.00	4,233.00	0.00	
Total	500.00	19,559.00	20,059.50	0.50	

Note 1: Unknown overage.

Note 2: The office had a deposit that was short \$300 and an overage of \$300 that were comprised of two additional drawers totaling \$150 each. The staff stated that a request had been submitted increasing the change fund by \$300. They were waiting to receive their check from an upcoming Commissioner's Court. In the meantime, they shorted the deposit by this amount to fund two additional \$150 change drawers.


Recommendation: It is best practice not to withhold cash from deposits to make change. Other options would have been to wait for the check increasing the fund, or to use current funds on hand from the change bag to open cash drawers while waiting for receipt of the check. LGC 113.022 Time for Making Deposits - states a county officer or other person who receives money shall deposit the money with the county treasurer on or before the next regular business day after the date on which the money is received. If this deadline cannot be met, the officer or person must deposit the money, without exception, on or before the fifth business day after the day on which the money is received.

Department Response: The court did correct this procedure promptly once informed that this was an unacceptable practice. The court is aware of timely deposits and follows the LGC 113.022.

Submission to the Commissioner's Court of this cash count audit report will be made on October 22, 2019. We appreciate the cooperation of your office during our review. If you have any questions concerning this report, please do not hesitate to contact me at 936-539-7820.

Performed by: Alex Silvas

Tele: (936) 539-7820*Fax (936) 788-8390***Email: Rakesh.Pandey@mctx.org**



Montgomery County, Texas
Office of the County Auditor
501 North Thompson, Suite 205, Conroe, Texas 77301
P. O. Box 539, Conroe, Texas 77305

Rakesh Pandey, CPA
County Auditor

Angela H. Blocker
1st Assistant County Auditor

DATE: October 1, 2019
TO: Judge Jason Dunn, Justice of the Peace, Pct. 4
CC: Brian Stanley, Administrative Manager
FROM: Starla Terry, Internal Audit Supervisor *ST*
RE: Justice of the Peace, Pct. 4 - Cash Count Audit Report for 4th Quarter 2019

CASH COUNT

In Accordance with LGC §115.0035 and LGC §130.902, Internal Audit conducted a surprise cash count on August 20, 2019. Justice of the Peace Precinct 4 has a total change fund of \$950.

As a result of our cash count, we found no variance.

Description	Change Fund	Collections/ Receipts	Amount Verified	Variance	Notes
Drawer #1-GAC	150.00	930.00	1,080.00	0.00	
Drawer #2-JAS	150.00	450.00	600.00	0.00	
Drawer #3-SE	150.00	0.00	150.00	0.00	
Drawer #4	150.00	0.00	150.00	0.00	
Drawer #5-N	150.00	0.00	150.00	0.00	
Change Box	200.00	0.00	200.00	0.00	
Total	950.00	1,380.00	2,330.00	0.00	

Submission to the Commissioner's Court of this cash count audit report will be made on October 22, 2019. We appreciate the cooperation of your office during our review. If you have any questions concerning this report, please do not hesitate to contact me at 936-539-7820.

Performed by: Alex Silvas



Montgomery County, Texas
Office of the County Auditor
501 North Thompson, Suite 205, Conroe, Texas 77301
P. O. Box 539, Conroe, Texas 77305

Rakesh Pandey, CPA
County Auditor

Angela H. Blocker
1st Assistant County Auditor

DATE: October 1, 2019
TO: Judge Matt Masden, Justice of the Peace, Pct. 5
CC: Evelyn Butler, Administrative Manager
FROM: Starla Terry, Internal Audit Supervisor *ST*
RE: Justice of the Peace, Pct. 5 - Cash Count Audit Report for 4th Quarter 2019

CASH COUNT

In Accordance with LGC §115.0035 and LGC §130.902, Internal Audit conducted a surprise cash count on August 19, 2019. Justice of the Peace Precinct 5 has a total change fund of \$500.

As a result of our cash count, we found no variance.

Description	Change Fund	Collections/ Receipts	Amount Verified	Variance	Notes
Drawer1	100.00	250.00	350.00	0.00	
Drawer2	100.00	1,248.00	1,348.00	0.00	
Drawer3	100.00	931.40	1,031.40	0.00	
Drawer4	100.00	0.00	100.00	0.00	
Drawer5	100.00	0.00	100.00	0.00	
Total	500.00	2,429.40	2,929.40	0.00	

Submission to the Commissioner's Court of this cash count audit report will be made on October 22, 2019. We appreciate the cooperation of your office during our review. If you have any questions concerning this report, please do not hesitate to contact me at 936-539-7820.

Performed by: Alex Silvas

Tele: (936) 539-7820••Fax (936) 788-8390••Email: Rakesh.Pandey@mctx.org



Montgomery County, Texas
Office of the County Auditor
501 North Thompson, Suite 205, Conroe, Texas 77301
P. O. Box 539, Conroe, Texas 77305

Rakesh Pandey, CPA
County Auditor

Angela H. Blocker
1st Assistant County Auditor

DATE: October 1, 2019
TO: Bruce Gusler, Director
CC: Kara Evans, Administrative Manager
FROM: Starla Terry, Internal Audit Supervisor *ST*
RE: Juvenile Justice Center - Cash Count Audit Report for 4th Quarter 2019

CASH COUNT

In Accordance with LGC §115.0035 and LGC §130.909, Internal Audit conducted a cash count on August 13, 2019. Juvenile has a petty cash fund of \$500.

As a result of our cash count, we found no variance.

Description	Petty Cash	Cash Vouchers	Amount Verified	Variance	Notes
Admin. Desk	255.96	244.04	500.00	0.00	
Total	255.96	244.04	500.00	0.00	

Submission to the Commissioner's Court of this cash count audit report will be made on October 22, 2019. We appreciate the cooperation of your office during our review. If you have any questions concerning this report, please do not hesitate to contact me at 936-539-7820.

Performed by: Alex Silvas

Tele: (936) 539-7820••Fax (936) 788-8390••Email: Rakesh.Pandey@metx.org



Montgomery County, Texas
Office of the County Auditor
501 North Thompson, Suite 205, Conroe, Texas 77301
P. O. Box 539, Conroe, Texas 77305

Rakesh Pandey, CPA
County Auditor

Angela H. Blocker
1st Assistant County Auditor

DATE: October 1, 2019
TO: Jason Millsaps, Chief of Staff
FROM: Starla Terry, Internal Audit Supervisor *ST*
RE: Law Library - Cash Count Audit Report for 4th Quarter 2019

CASH COUNT

In Accordance with LGC §115.0035 and LGC §130.902, Internal Audit conducted a surprise cash count on August 29, 2019. The Law Library has a total change fund of \$25.

As a result of our cash count, we found no variance.

Description	Change Fund	Collections/ Receipts	Amount Verified	Variance	Notes
Front Desk	25.00	377.84	402.84	0.00	
Total	25.00	377.84	402.84	0.00	

Submission to the Commissioner's Court of this cash count audit report will be made on October 22, 2019. We appreciate the cooperation of your office during our review. If you have any questions concerning this report, please do not hesitate to contact me at 936-539-7820.

Performed by: Alex Silvas

Tele: (936) 539-7820...Fax (936) 788-8390...Email: Rakesh.Pandey@mctx.org



Montgomery County, Texas
Office of the County Auditor

501 North Thompson, Suite 205, Conroe, Texas 77301
P. O. Box 539, Conroe, Texas 77305

Rakesh Pandey, CPA
County Auditor

Angela H. Blocker
1st Assistant County Auditor

DATE: October 1, 2019
TO: Jerilynn Williams, Director
CC: Rhonda Deluish, Administrative Assistant
FROM: Starla Terry, Internal Audit Supervisor *ST*
RE: Memorial Library System - Cash Count Audit Report for 4th Quarter 2019

CASH COUNT

In Accordance with LGC §115.0035 and LGC §130.902, Internal Audit conducted a surprise cash count for each Library branch location. The Memorial Library System has a total change fund of \$700.

As a result of our cash count, we found no variance at the following locations:

Central Aug. 20, 2019	Change Fund	Collections/ Receipts	Amount Verified	Variance	Notes
Front Desk	50.00	9.60	59.60	0.00	
Change Bag	50.00	0.00	50.00	0.00	
Deposit #1	0.00	77.70	77.70	0.00	
Lost & Found	0.00	20.70	20.70	0.00	
Total	100.00	108.00	208.00	0.00	

Mitchell Aug. 21, 2019	Change Fund	Collections/ Receipts	Amount Verified	Variance	Notes
Front Desk	50.00	40.79	90.79	0.00	
Change Bag	50.00	0.00	50.00	0.00	
Deposit #1	0.00	82.05	82.05	0.00	
Deposit #2	0.00	97.00	97.00	0.00	
Total	100.00	219.84	319.84	0.00	

Purvis Aug. 19, 2019	Change Fund	Collections/ Receipts	Amount Verified	Variance	Notes
Front Desk	50.00	24.99	74.99	0.00	
Change Bag	50.00	0.00	50.00	0.00	
Total	100.00	24.99	124.99	0.00	

South Regional Aug. 21, 2019	Change Fund	Collections/ Receipts	Amount Verified	Variance	Notes
Front Desk	50.00	33.50	83.50	0.00	
Change Bag	50.00	0.00	50.00	0.00	
Deposit #1	0.00	177.80	177.80	0.00	
Deposit #2	0.00	131.29	131.29	0.00	
Total	100.00	342.59	442.59	0.00	

Stewart Aug. 22, 2019	Change Fund	Collections/ Receipts	Amount Verified	Variance	Notes
Front Desk	50.00	2.00	52.00	0.00	
Change Bag	50.00	0.00	50.00	0.00	
Deposit	0.00	42.10	42.10	0.00	
Total	100.00	44.10	144.10	0.00	

R.B. Tullis Aug. 20, 2019	Change Fund	Collections/ Receipts	Amount Verified	Variance	Notes
Front Desk	50.00	0.00	50.00	0.00	
Change Bag	50.00	0.00	50.00	0.00	
Deposit	0.00	65.60	65.60	0.00	
Total	100.00	65.60	165.60	0.00	

As a result of our cash count, the following location had a variance:

R.F. Meador Aug. 22, 2019	Change Fund	Collections/ Receipts	Amount Verified	Variance	Notes
Front Desk	50.00	22.50	72.55	0.05	1
Change Bag	50.00	0.00	50.00	0.00	
Total	100.00	22.50	122.55	0.05	1

Note 1: Unknown Overage

Submission to the Commissioner's Court of this cash count audit report will be made on October 22, 2019. We appreciate the cooperation of the county offices during our review. If you have any questions concerning this report, please do not hesitate to contact me at 936-539-7820.

Performed by: Alex Silvas



Montgomery County, Texas
Office of the County Auditor
501 North Thompson, Suite 205, Conroe, Texas 77301
P. O. Box 539, Conroe, Texas 77305

Rakesh Pandey, CPA
County Auditor

Angela H. Blocker
1st Assistant County Auditor

DATE: October 1, 2019
TO: Phil Jones, Director
CC: Aundrea Lindsey, Administrative Assistant
FROM: Starla Terry, Internal Audit Supervisor *SA*
RE: Permits - Cash Count Audit Report for 4th Quarter 2019

CASH COUNT

In Accordance with LGC §115.0035 and LGC §130.902, Internal Audit conducted a surprise cash count on August 29, 2019.

There were no receipts at the time of our count.

Description	Collections/ Receipts	Amount Verified	Variance	Notes
Building/Fire	0.00	0.00	0.00	
Septic	0.00	0.00	0.00	
Health	0.00	0.00	0.00	
Total	0.00	0.00	0.00	

Submission to the Commissioner's Court of this cash count audit report will be made on October 22, 2019. We appreciate the cooperation of your office during our review. If you have any questions concerning this report, please do not hesitate to contact me at 936-539-7820.

Performed by: Alex Silvas



Montgomery County, Texas
Office of the County Auditor
501 North Thompson, Suite 205, Conroe, Texas 77301
P. O. Box 539, Conroe, Texas 77305

Rakesh Pandey, CPA
County Auditor

Angela H. Blocker
1st Assistant County Auditor

DATE: October 1, 2019
TO: Rand Henderson, Sheriff
CC: Carol Thompson, Finance Manager
FROM: Starla Terry, Internal Audit Supervisor *ST*
RE: Sheriff's Office - Cash Count Audit Report for 4th Quarter 2019

CASH COUNT

In Accordance with LGC §115.0035 and LGC §130.904, Internal Audit conducted a surprise cash count on August 13, 2019.

There were no receipts at the time of our count.

Description	Collections/ Receipts	Amount Verified	Variance	Notes
Alarms	0.00	0.00	0.00	
Bond Fees	0.00	0.00	0.00	
Total	0.00	0.00	0.00	

Submission to the Commissioner's Court of this cash count audit report will be made on October 22, 2019. We appreciate the cooperation of your office during our review. If you have any questions concerning this report, please do not hesitate to contact me at 936-539-7820.

Performed by: Alex Silvas



Montgomery County, Texas
Office of the County Auditor
501 North Thompson, Suite 205, Conroe, Texas 77301
P. O. Box 539, Conroe, Texas 77305

Rakesh Pandey, CPA
County Auditor

Angela H. Blocker
1st Assistant County Auditor

DATE: October 1, 2019
TO: Tammy J. McRae, Tax Assessor/Collector
FROM: Starla Terry, Internal Audit Supervisor *ST*
RE: Tax Office - Cash Count Audit Report for 4th Quarter 2019

CASH COUNT

In Accordance with LGC §115.0035 and LGC §130.902, Internal Audit conducted a surprise cash count at each of the Tax Assessor/Collector's locations. The Tax office has a total change fund of \$11,850.

As a result of our cash count, we found no variance.

Conroe Aug. 14, 2019	Change Fund	Collections/ Receipts	Amount Verified	Variance	Notes
Drawer # 200	100.00	0.00	100.00	0.00	
Drawer # 300	100.00	1,089.80	1,189.80	0.00	
Drawer # 301	100.00	1,823.81	1,923.81	0.00	
Drawer # 303	100.00	391.00	491.00	0.00	
Drawer # 305	100.00	0.00	100.00	0.00	
Drawer # 306	100.00	74.75	174.75	0.00	
Drawer # 307	100.00	0.00	100.00	0.00	
Drawer # 308	100.00	617.25	717.25	0.00	
Drawer # 314	100.00	0.00	100.00	0.00	
Drawer # 316	100.00	0.00	100.00	0.00	
Extra # 326	100.00	0.00	100.00	0.00	
Extra # 327	100.00	328.75	428.75	0.00	
Extra # 328	100.00	1,904.18	2,004.18	0.00	
Extra # 329	100.00	0.00	100.00	0.00	
Extra - Research	100.00	0.00	100.00	0.00	
Extra - A	100.00	0.00	100.00	0.00	
Extra - B	100.00	0.00	100.00	0.00	
Extra - C	100.00	0.00	100.00	0.00	
Extra - D	100.00	0.00	100.00	0.00	
Extra - E	100.00	0.00	100.00	0.00	
Branch Fund	1,750.00	0.00	1,750.00	0.00	
Change Box	3,000.00	0.00	3,000.00	0.00	
Total	6,750.00	6,229.54	12,979.54	0.00	

Magnolia Aug. 19, 2019	Change Fund	Collections/ Receipts	Amount Verified	Variance	Notes
Drawer #002	100.00	4,945.85	5,045.85	0.00	
Drawer #102	100.00	1,568.99	1,668.99	0.00	
Drawer #202	100.00	3,087.69	3,187.69	0.00	
Drawer #252	100.00	5,605.60	5,705.60	0.00	
Drawer #340	100.00	0.00	100.00	0.00	
Change Box	800.00	0.00	800.00	0.00	
Total	1,300.00	15,208.13	16,508.13	0.00	

Montgomery Aug. 22, 2019	Change Fund	Collections/ Receipts	Amount Verified	Variance	Notes
Drawer #204	100.00	836.00	936.00	0.00	
Drawer #104	100.00	228.25	328.25	0.00	
Drawer #004	100.00	948.58	1,048.58	0.00	
Change Box	300.00	0.00	300.00	0.00	
Total	600.00	2,012.83	2,612.83	0.00	

New Caney Aug. 20, 2019	Change Fund	Collections/ Receipts	Amount Verified	Variance	Notes
Drawer #001	100.00	1,128.60	1,228.60	0.00	
Drawer #101	100.00	636.25	736.25	0.00	
Drawer #201	100.00	0.00	100.00	0.00	
Drawer #251	100.00	2,003.40	2,103.40	0.00	
Drawer #310	100.00	0.00	100.00	0.00	
Drawer #311	100.00	1,321.30	1,421.30	0.00	
Extra #336	100.00	212.50	312.50	0.00	
Change Box	800.00	0.00	800.00	0.00	
Total	1,500.00	5,302.05	6,802.05	0.00	

The Woodlands Aug. 21, 2019	Change Fund	Collections/ Receipts	Amount Verified	Variance	Notes
Drawer # 003	100.00	404.50	504.50	0.00	
Drawer # 103	100.00	224.88	324.88	0.00	
Drawer # 203	100.00	393.00	493.00	0.00	
Drawer # 253	100.00	612.50	712.50	0.00	
Drawer # 312	100.00	1,186.50	1,286.50	0.00	
Drawer # 313	100.00	0.00	100.00	0.00	
Drawer # 320	100.00	0.00	100.00	0.00	
Extra # 321	100.00	389.02	489.02	0.00	
Extra # 322	100.00	803.00	903.00	0.00	
Change Box	800.00	0.00	800.00	0.00	
Total	1,700.00	4,013.40	5,713.40	0.00	

Submission to the Commissioner's Court of this cash count audit report will be made on October 22, 2019. We appreciate the cooperation of the county offices during our review. If you have any questions concerning this report, please do not hesitate to contact me at 936-539-7820.

*Performed by: Alex Silvas
Janet Browning*

Tele: (936) 539-7820•••Fax (936) 788-8390•••Email: Rakesh.Pandey@mctx.org



Montgomery County, Texas
Office of the County Auditor
501 North Thompson, Suite 205, Conroe, Texas 77301
P. O. Box 539, Conroe, Texas 77305

Rakesh Pandey, CPA
County Auditor

Angela H. Blocker
1st Assistant County Auditor

Date: October 1, 2019
To: Melanie Bush, County Treasurer
From: Starla Terry, Internal Audit Supervisor *ST*
Re: Treasurer - Cash Count Audit Report for 4th Quarter 2019

CASH COUNT

In Accordance with LGC §115.0035 and LGC §130.902, Internal Audit conducted a surprise cash count on August 14, 2019.

As a result of our cash count, we found the following variance:

Description	Collections/ Receipts	Amount Verified	Variance	Notes
General Fund	15,946.29	15,946.29	0.00	
Road & Bridge	40.00	40.00	0.00	
Juvenile Probation	1,260.00	1,260.00	0.00	
Not Receipted	.00	967,668.47	967,668.47	1
Total	17,246.29	984,914.76	967,668.47	

Note 1: At the time of the auditor's arrival to conduct the count, the staff was in the process of receipting collections. Therefore, this overage was due to some receipting not completed at the time of our visit.

Submission to the Commissioner's Court of this cash count audit report will be made on October 22, 2019. We appreciate the cooperation of your office during our review. If you have any questions concerning this report, please do not hesitate to contact me at 936-539-7820.

*Performed by: Alex Silvas
Janet Browning*



Montgomery County, Texas
Office of the County Auditor
501 North Thompson, Suite 205, Conroe, Texas 77301
P. O. Box 539, Conroe, Texas 77305

Rakesh Pandey, CPA
County Auditor

Angela H. Blocker
1st Assistant County Auditor

TO: Commissioners Court
FROM: Rakesh Pandey, County Auditor *RP*
DATE: October 22, 2019
RE: County Auditor's Report

The following reports "Dept/Div Revenue Summary" and "Dept/Div Expenditure Summary" are provided to the Commissioners Court in compliance with Local Government Code 114.024.

If you have any questions, please do not hesitate to contact me.

RP/kgd

10/14/19
ACCOUNTING PERIOD: 13/19

MONTGOMERY COUNTY, TEXAS
DEPT/DIV REVENUE SUMMARY

PAGE 1

SELECTION CRITERIA: ALL

FUND - 110 - GENERAL FUND

ACCOUNT	TITLE	BUDGET	PERIOD RECEIPTS	RECEIVABLES	YEAR TO DATE REVENUE	BALANCE	YTD/ BUD
1	GENERAL FUND	202,094,046.84	640,323.60	.00	209,031,470.46	-6,937,423.62	1.03
TOTAL	GENERAL FUND	202,094,046.84	640,323.60	.00	209,031,470.46	-6,937,423.62	1.03
TOTAL	GENERAL FUND	202,094,046.84	640,323.60	.00	209,031,470.46	-6,937,423.62	1.03
402	RISK MANAGEMENT	.00	.00	.00	4,625.00	-4,625.00	.00
TOTAL	RISK MANAGEMENT	.00	.00	.00	4,625.00	-4,625.00	.00
601	PERMITS	550,000.00	6,025.00	.00	589,175.00	-39,175.00	1.07
TOTAL	PERMITS	550,000.00	6,025.00	.00	589,175.00	-39,175.00	1.07
TOTAL	GENERAL ADMINISTRATION	550,000.00	6,025.00	.00	593,800.00	-43,800.00	1.08
499	TAX ASSESSOR/COLLECTOR	5,275,823.00	47,316.77	.00	5,653,104.18	-377,281.18	1.07
4991	TAX A/C-VEH INV TAX	11,693.00	.00	.00	4,666.14	7,026.86	.40
4992	TAX A/C-RENDITION PENALTY	6,740.00	.00	.00	4,360.86	2,379.14	.65
4993	TAX A/C-VTR DIVISION	.00	300.00	.00	3,200.00	-3,200.00	.00
4995	TAX A/C-ECONOMIC DEVELOP.	2,511,035.00	1,015.00	.00	1,786,617.12	724,417.88	.71
TOTAL	TAX ASSESSOR/COLLECTOR	7,805,291.00	48,631.77	.00	7,451,948.30	353,342.70	.95
TOTAL	FINANCIAL ADMINISTRATION	7,805,291.00	48,631.77	.00	7,451,948.30	353,342.70	.95
6511	MEMORIAL LIBRARY	150,000.00	1,258.47	.00	98,566.89	51,433.11	.66
TOTAL	MEMORIAL LIBRARY	150,000.00	1,258.47	.00	98,566.89	51,433.11	.66
6611	HIST COMM DONATIONS	2,030.00	.00	.00	2,240.00	-210.00	1.10
TOTAL	HIST COMM DONATIONS	2,030.00	.00	.00	2,240.00	-210.00	1.10
TOTAL	CULTURE AND RECREATION	152,030.00	1,258.47	.00	100,806.89	51,223.11	.66
4902	VOTER REGISTRATION	20,892.17	.00	.00	20,892.17	.00	1.00
TOTAL	ELECTIONS	20,892.17	.00	.00	20,892.17	.00	1.00
TOTAL	ELECTIONS	20,892.17	.00	.00	20,892.17	.00	1.00
509	BUDG CUSTODIAL SERVICES	.00	.00	.00	4,854.20	-4,854.20	.00
TOTAL	BUDG CUSTODIAL SERVICES	.00	.00	.00	4,854.20	-4,854.20	.00
5121	JAIL	40,706,847.14	.00	.00	35,601,401.36	5,105,445.78	.87
TOTAL	JAIL	40,706,847.14	.00	.00	35,601,401.36	5,105,445.78	.87
513	CONVENTION CENTER COMPLEX	1,280,000.00	7,132.66	.00	1,332,378.95	-52,378.95	1.04
TOTAL	CONVENTION CENTER COMPLEX	1,280,000.00	7,132.66	.00	1,332,378.95	-52,378.95	1.04
TOTAL	FACILITIES	41,986,847.14	7,132.66	.00	36,938,634.51	5,048,212.63	.88
4003	LIRAP-VEH EMISSIONS PROG	.00	.00	.00	2,425.64	-2,425.64	.00
TOTAL	COUNTY JUDGE	.00	.00	.00	2,425.64	-2,425.64	.00
6303	FORENSIC SERVICES	111,000.00	.00	.00	155,700.50	-44,700.50	1.40

RUN DATE 10/14/19 TIME 08:54:29

- LIVE DATA BASE/COUNTY AUD

SELECTION CRITERIA: ALL

FUND - 110 - GENERAL FUND

ACCOUNT	TITLE	BUDGET	PERIOD RECEIPTS	RECEIVABLES	YEAR TO DATE REVENUE	BALANCE	YTD/ BOD
630313	FORENSICS DEPT ACR GRANT	.00	.00	.00	10,217.20	-10,217.20	.00
TOTAL	MEDICAL HEALTH	111,000.00	.00	.00	165,917.70	-54,917.70	1.49
633	ANIMAL CONTROL	30,000.00	305.00	.00	19,956.00	10,044.00	.67
TOTAL	ANIMAL CONTROL	30,000.00	305.00	.00	19,956.00	10,044.00	.67
6331	ANIMAL SHELTER	160,000.00	6,828.50	.00	184,786.52	-24,786.52	1.15
63311	ANIMAL SHELTER DONATIONS	.00	950.00	.00	104,466.57	-104,466.57	.00
63312	ANIMAL SHELTER-PETCO GRANT	.00	.00	.00	32.50	-32.50	.00
63314	ANIMAL SHELTER-PETCO HH2	.00	.00	.00	127,163.00	-127,163.00	.00
63315	ANIMAL SHELTER-PETCO 2018	.00	.00	.00	89,418.52	-89,418.52	.00
63316	ANIMAL SHELTER-2017FWW	.00	.00	.00	1,386.94	-1,386.94	.00
63317	PET RETENTION GRANT	20,000.00	.00	.00	20,001.00	-1.00	1.00
TOTAL	ANIMAL SHELTER	180,000.00	7,778.50	.00	527,255.05	-347,255.05	2.93
640	CHILD WELFARE	1,577.72	.00	.00	4,236.46	-2,658.74	2.69
64011	CONCRETE SERVICES	.00	.00	.00	-669.19	669.19	.00
64012	CONCRETE SERVICES 19-24	6,500.00	.00	.00	.00	6,500.00	.00
TOTAL	CHILD WELFARE	8,077.72	.00	.00	3,567.27	4,510.45	.44
TOTAL	HEALTH AND WELFARE	329,077.72	8,083.50	.00	719,121.66	-390,043.94	2.19
426	COUNTY COURT AT LAW #1	84,000.00	.00	.00	84,000.00	.00	1.00
TOTAL	COUNTY COURT AT LAW #1	84,000.00	.00	.00	84,000.00	.00	1.00
427	COUNTY COURT AT LAW #2	84,000.00	.00	.00	84,000.00	.00	1.00
TOTAL	COUNTY COURT AT LAW #2	84,000.00	.00	.00	84,000.00	.00	1.00
429	COUNTY COURT AT LAW #3	84,000.00	.00	.00	84,000.00	.00	1.00
TOTAL	COUNTY COURT AT LAW #3	84,000.00	.00	.00	84,000.00	.00	1.00
430	COUNTY COURT AT LAW #4	84,000.00	.00	.00	84,000.00	.00	1.00
TOTAL	COUNTY COURT AT LAW #4	84,000.00	.00	.00	84,000.00	.00	1.00
431	COUNTY COURT AT LAW #5	84,000.00	.00	.00	84,000.00	.00	1.00
TOTAL	COUNTY COURT AT LAW #5	84,000.00	.00	.00	84,000.00	.00	1.00
4351	DISTRICT ATTORNEY	84,384.00	.00	.00	323,014.20	-238,630.20	3.83
43511	DA NO REFUSAL GRANT	1,33,603.07	.00	.00	108,903.61	34,699.46	.76
435151	DA VICTIM COORD FY18	.00	.00	.00	56,408.33	-56,408.33	.00
435171	DA DVI FY19	.00	.00	.00	53,060.61	-53,060.61	.00
435172	DA DVI FY20	75,277.03	.00	.00	.00	75,277.03	.00
435180	SMART PROSECUTION INITIV	359,729.00	.00	.00	87,604.68	272,124.32	.24
4354	D. A. STATE FUNDS	24,085.60	.00	.00	20,163.14	3,922.46	.84
TOTAL	DISTRICT ATTORNEY	687,078.70	.00	.00	649,154.57	37,924.13	.94
4392	VTC-359TH/TVC FY17	.00	.00	.00	6,319.23	-6,319.23	.00
43921	359TH-VTC/TVC 18-19	.00	.00	.00	64,467.97	-64,467.97	.00
43922	VETERANS TMNT CT 19-20	200,000.00	.00	.00	3,111.16	196,888.84	.02
TOTAL	359TH DISTRICT COURT	200,000.00	.00	.00	73,898.36	126,101.64	.37

RUN DATE 10/14/19 TIME 08:54:29

- LIVE DATA BASE/COUNTY AUD

SELECTION CRITERIA: ALL
FUND - 110 - GENERAL FUND

ACCOUNT	TITLE	BUDGET	PERIOD RECEIPTS	RECEIVABLES	YEAR TO DATE REVENUE	BALANCE	YTD/ BUD
455	JUSTICE OF PEACE PCT 1	93,200.00	.00	.00	84,079.36	9,120.64	.90
TOTAL	JUSTICE OF PEACE PCT 1	93,200.00	.00	.00	84,079.36	9,120.64	.90
456	JUSTICE OF PEACE PCT 2	140,000.00	.00	.00	130,305.81	9,694.19	.93
TOTAL	JUSTICE OF PEACE PCT 2	140,000.00	.00	.00	130,305.81	9,694.19	.93
4571	JP NO 3-TCID CONTRACT	56,932.20	.00	.00	51,709.21	5,222.99	.91
TOTAL	JUSTICE OF PEACE PCT 3	56,932.20	.00	.00	51,709.21	5,222.99	.91
458	JUSTICE OF PEACE PCT 4	111,200.00	.00	.00	105,083.48	6,116.52	.94
TOTAL	JUSTICE OF PEACE PCT 4	111,200.00	.00	.00	105,083.48	6,116.52	.94
459	JUSTICE OF PEACE PCT 5	64,500.00	.00	.00	58,746.71	5,753.29	.91
TOTAL	JUSTICE OF PEACE PCT 5	64,500.00	.00	.00	58,746.71	5,753.29	.91
TOTAL	JUDICIAL	1,772,910.90	.00	.00	1,572,977.50	199,933.40	.89
4751	COUNTY ATTORNEY	.00	.00	.00	16,451.53	-16,451.53	.00
47512	TITLE IV-E LEGAL SVCS	16,405.02	.00	.00	16,405.02	.00	1.00
TOTAL	COUNTY ATTORNEY	16,405.02	.00	.00	32,856.55	-16,451.53	2.00
4754	CO ATTORNEY STATE FUNDS	70,000.00	.00	.00	70,000.00	.00	1.00
4755	CO ATTORNEY TITLE IVE GRN	.00	.00	.00	-37,098.21	37,098.21	.00
TOTAL	COUNTY ATTORNEY	86,405.02	.00	.00	65,758.34	20,646.68	.76
4771	ALTERNATE DISPUTE RESLN	190,500.00	.00	.00	172,948.00	17,552.00	.91
TOTAL	ALTERNATE DISPUTE RESLN	190,500.00	.00	.00	172,948.00	17,552.00	.91
TOTAL	LEGAL SERVICES	276,905.02	.00	.00	238,706.34	38,198.68	.86
4066190	HSGP-REG TEAM SUSTAINMENT	93,880.51	.00	.00	196,703.65	-102,823.14	2.10
TOTAL	HSGP-REG TEAM SUSTAINMENT	93,880.51	.00	.00	196,703.65	-102,823.14	2.10
4066193	HSGP-REG TECH SUSTAINMENT	-500.00	.00	.00	.00	-500.00	.00
TOTAL	HSGP-REG TECH SUSTAINMENT	-500.00	.00	.00	.00	-500.00	.00
4066194	HSGP-SOC SUSTAINMENT	115,075.61	.00	.00	159,089.50	-44,013.89	1.38
TOTAL	HSGP-SOC SUSTAINMENT	115,075.61	.00	.00	159,089.50	-44,013.89	1.38
4066195	HSGP-PUBLIC SAFETY VIDEO	-1.33	.00	.00	706,242.68	-706,244.01	*****
TOTAL	HSGP-PUBLIC SAFETY VIDEO	-1.33	.00	.00	706,242.68	-706,244.01	*****
40701	PURCH-RR BODY ARMOR	-5,195.25	.00	.00	.00	-5,195.25	.00
TOTAL	PURCHASING AGENT	-5,195.25	.00	.00	.00	-5,195.25	.00
5434	FIRE MARSHAL - INSPECTION	1,078,380.02	10,400.00	.00	1,175,466.00	-97,085.98	1.09
TOTAL	FIRE MARSHAL	1,078,380.02	10,400.00	.00	1,175,466.00	-97,085.98	1.09
55112	CONSTABLE 1-SORA SUB UNIT	270,406.00	2,688.00	.00	241,492.95	28,913.05	.89

SELECTION CRITERIA: ALL

FUND - 110 - GENERAL FUND

ACCOUNT	TITLE	BUDGET	PERIOD RECEIPTS	RECEIVABLES	YEAR TO DATE REVENUE	BALANCE	YTD/ BUD
55113	CONSTABLE 1-WISD SUB UNIT	585,476.00	.00	.00	505,308.74	80,167.26	.86
551131	CONST 1-WISD TREASURY SUBU	105,300.00	-89.73	.00	91,013.34	14,286.66	.86
55115	CONST PCT 1 SALE/COMM	16,685.68	1,312.01	.00	17,997.69	-1,312.01	1.08
TOTAL	CONSTABLE PCT 1	977,867.68	3,910.28	.00	855,812.72	122,054.96	.88
55116	CONST1-ICE-HMND SEC INVS	1,500.00	.00	.00	.00	1,500.00	.00
551161	CONST1-DEA-TACT DIVERS TP	18,343.75	5,560.14	.00	15,295.15	3,048.60	.83
551170	NRA TRAINING GRANT - FY19	3,220.50	.00	.00	.00	3,220.50	.00
TOTAL	CONSTABLE PCT 1	23,064.25	5,560.14	.00	15,295.15	7,769.10	.66
55215	CONST PCT 2 SALE/COMM	12,070.64	.00	.00	12,070.64	.00	1.00
TOTAL	CONSTABLE PCT 2	12,070.64	.00	.00	12,070.64	.00	1.00
55312	CONSTABLE 3-PMUD SUB UNIT	714,885.00	.00	.00	595,840.11	119,044.89	.83
55313	CON 3-TWNSH-INTERENT CRIME	92,642.83	.00	.00	83,287.25	9,355.58	.90
553132	CONST 3 - ELEC DEPT K9	.00	.00	.00	707.14	-707.14	.00
553134	CONST 3 - NRA GRANT FY17	.00	.00	.00	3,220.50	-3,220.50	.00
55314	CONSTABLE 3/MUD 94 UNIT	267,825.00	.00	.00	219,533.35	48,291.65	.82
55315	CONST PCT 3 SALE/COMM	19,012.27	.00	.00	19,912.27	-900.00	1.05
55316	CONSTABLE 3-SAFE HARBOR	184,610.00	6,904.27	.00	163,966.45	20,643.55	.89
55317	TRAFFIC MGT SPEED TRAILER	9,977.00	.00	.00	9,977.00	.00	1.00
55318	CONSTABLE 3-SPRING CRK UD	442,435.53	.00	.00	378,513.19	63,922.34	.86
55319	CONSTABLE 3 - STEP IDM	9,984.71	.00	.00	7,508.55	2,476.16	.75
TOTAL	CONSTABLE PCT 3	1,741,372.34	6,904.27	.00	1,482,465.81	258,906.53	.85
553136	NRA TRAINING GRANT - FY19	3,670.80	.00	.00	3,670.80	.00	1.00
TOTAL	CONSTABLE PCT 3	3,670.80	.00	.00	3,670.80	.00	1.00
55411	CONST 4-RIVERWALK POA	73,958.00	572.56	.00	67,930.67	6,027.33	.92
55415	CONST PCT 4 SALE/COMM	31,243.25	1,000.00	.00	32,893.25	-1,650.00	1.05
55416	CONST PCT 4 MOCOINET	3,000.00	.00	.00	1,471.49	1,528.51	.49
TOTAL	CONSTABLE PCT 4	108,201.25	1,572.56	.00	102,295.41	5,905.84	.95
554125	EMCID BODY CAMERAS FY18	4,800.00	.00	.00	4,800.00	.00	1.00
554126	EMCID-EMR RSP EOP	.00	.00	.00	50,370.68	-50,370.68	.00
55418	CONST4-STEP IDM	9,925.68	.00	.00	4,313.96	5,611.72	.43
554190	NRA TRAINING GRANT - FY19	2,978.00	.00	.00	2,978.00	.00	1.00
TOTAL	CONSTABLE PCT 4	17,703.68	.00	.00	62,462.64	-44,758.96	3.53
55512	CONST 5-MAG ISD SUB UNIT	1,311,767.00	.00	.00	1,089,510.30	222,256.70	.83
55515	CONST PCT 5 SALE/COMM	11,662.06	.00	.00	11,912.06	-250.00	1.02
TOTAL	CONSTABLE PCT 5	1,323,429.06	.00	.00	1,101,422.36	222,006.70	.83
55517	CONST 5 - AED GRANT	28,513.92	.00	.00	31,913.12	-3,399.20	1.12
55518	STEP COMPREHENSIVE	12,018.80	.00	.00	9,052.16	2,966.64	.75
55519	STEP IDM	9,996.90	.00	.00	2,166.16	7,830.74	.22
TOTAL	CONSTABLE PCT 5	50,529.62	.00	.00	43,131.44	7,398.18	.85
5601	SHERIFF	177,654.32	15.00	.00	198,738.52	-21,084.20	1.12
56011	SHERIFF/ALARM DIVISION	1,100,000.00	10,350.00	.00	790,031.50	309,968.50	.72

10/14/19
ACCOUNTING PERIOD: 13/19

MONTGOMERY COUNTY, TEXAS
DEPT/DIV REVENUE SUMMARY

PAGE 5

SELECTION CRITERIA: ALL

FUND - 110 - GENERAL FUND

ACCOUNT	TITLE	BUDGET	PERIOD RECEIPTS	RECEIVABLES	YEAR TO DATE REVENUE	BALANCE	YTD/ BUD
5601222	SHERIFF/STEP ID# (DWI)	9,985.78	.00	.00	6,348.98	3,636.80	.64
5601224	STEP COMPREHENSIVE	105,103.00	.00	.00	92,258.20	12,844.80	.88
5601406	SHERIFF/AUTO THEFT/YR25	10,000.00	.00	.00	272,647.34	-262,647.34	27.26
5601407	SHERIFF/AUTO THEFT/YR 26	437,746.00	.00	.00	.00	437,746.00	.00
5601500	SHERIFF/HOMELAND SECURITY	800.00	.00	.00	107,700.00	-106,900.00	134.63
5601503	NRA TRAINING GRANT - FY19	3,710.00	.00	.00	3,710.00	.00	1.00
5601513	US MARSHALS-DIEO	84,000.00	.00	.00	63,472.14	20,527.86	.76
5601521	SO-ICE-HOMELAND SEC INVEST	18,000.00	.00	.00	17,410.09	589.91	.97
5601529	SO-K9 DIVISION	3,000.00	.00	.00	1,161.78	1,838.22	.39
5601530	SO-OCDETF-BLUE LIGHT SPEC	3,000.00	.00	.00	1,098.93	1,901.07	.37
5601531	SO-OCDETF-NATL GANG SI	60,000.00	.00	.00	.00	60,000.00	.00
5601532	SO-OCDETF-WIRED FOR SOUND	7,000.00	.00	.00	.00	7,000.00	.00
5601591	SO/HPD-ETRA TASK FRC YR1	35,200.00	.00	.00	31,484.81	3,715.19	.89
5601592	SO/HST HUMAN TRAFFICKING	2,000.00	.00	.00	934.97	1,065.03	.47
560161	SHERIFF/9-1-1 SERVICES	1,323,040.00	.00	.00	1,156,053.11	166,986.89	.87
560163	SHERIFF/MTG CTV RADIO SYS	274,092.08	.00	.00	280,193.22	-6,101.14	1.02
5601635	S/O DISPATCH UPGRADES	21,258.82	.00	.00	47,451.31	-26,192.49	2.23
5601712	SHERIFF - JAG FY17	.00	.00	.00	48,443.00	-48,443.00	.00
5601721	FY18 JAG - BODY CAMERAS	49,095.00	.00	.00	49,095.00	.00	1.00
5601726	SHERIFF/HIDTA GRANT YR8	-8,152.42	.00	.00	.00	-8,152.42	.00
5601730	SHERIFF/MOCONET	8,500.00	.00	.00	8,499.03	.97	1.00
5601741	SHERIFF/HIDTA MOCONET YR8	-646.00	.00	.00	.00	-646.00	.00
56018	SHERIFF/ACADEMY	5,000.00	.00	.00	1,963.67	3,036.33	.39
56019	SHERIFF/CRIME LAB	20,000.00	.00	.00	22,200.00	-2,200.00	1.11
56022	WALDEN SUB-UNIT	156,740.00	.00	.00	142,926.12	13,813.88	.91
56023	TOWN CENTER SUB-UNIT	10,543,281.81	319,046.29	.00	8,090,102.63	2,453,179.18	.77
560231	TOWN CENTER - SAFE HARBOR	92,086.00	.00	.00	82,114.83	9,971.17	.89
56024	SHERIFF/WESTWOOD MAG ID	404,314.20	.00	.00	273,538.64	130,775.56	.68
56025	SOOTH MONT CNTY MUD	662,332.00	.00	.00	473,023.11	189,308.89	.71
56027	SHERIFF MUD 113	307,932.00	.00	.00	196,398.93	111,533.07	.64
560801	HIDTA YEAR 9	119,338.22	.00	.00	112,914.41	6,423.81	.95
56080102	MOCONET	19,300.00	.00	.00	.00	19,300.00	.00
TOTAL	HIDTA YEAR 9	138,638.22	.00	.00	112,914.41	25,723.81	.81
560802	HIDTA YEAR 10	83,400.00	.00	.00	.00	83,400.00	.00
TOTAL	HIDTA	222,038.22	.00	.00	112,914.41	109,123.81	.51
TOTAL	SHERIFF	16,138,110.81	329,691.29	.00	12,571,914.27	3,566,196.54	.78
5601614	SHERIFF - SAVANS	.00	.00	.00	26,167.88	-26,167.88	.00
TOTAL	SHERIFF	.00	.00	.00	26,167.88	-26,167.88	.00
5711	JUVENILE PROBATION-ADM	125,000.00	.00	.00	151,853.14	-26,853.14	1.21
571112	HGAC-JUVENILE MH SERVICES	.00	.00	.00	562.50	-562.50	.00
571113	JUV PROBATION-NSLP 18-19	46,296.03	.00	.00	46,296.03	.00	1.00
5711134	JUV PROBATION-NSLP 19-20	11,386.90	.00	.00	11,386.90	.00	1.00
571114	HGAC-JUVENILE MH SERVICES	.00	.00	.00	2,382.50	-2,382.50	.00
571115	HGAC-JUV MH SERVICES FY19	18,500.00	.00	.00	18,500.00	.00	1.00
5711529	JUVEP SUPPLEMENTAL-GRNT W	.00	.00	.00	26,722.00	-26,722.00	.00
TOTAL	JUVENILE PROBATION	201,182.93	.00	.00	257,703.07	-56,520.14	1.28

RUN DATE 10/14/19 TIME 08:54:30

- LIVE DATA BASE/COUNTY ADD

10/14/19
ACCOUNTING PERIOD: 13/19

MONTGOMERY COUNTY, TEXAS
DEPT/DIV REVENUE SUMMARY

PAGE 6

SELECTION CRITERIA: ALL

FUND - 110 - GENERAL FUND

ACCOUNT	TITLE	BUDGET	PERIOD RECEIPTS	RECEIVABLES	YEAR TO DATE REVENUE	BALANCE	YTD/ BUD
57211	ADULT PROB/BOND SUPERVISI	640,900.00	10,569.08	.00	10,569.08	630,330.92	.02
57221	ADULT PROBATION SUPERVISI	5,332,017.30	234,020.68	.00	1,750,205.55	3,581,811.75	.33
57251	ADULT PROB/COMMNTY CORR	1,152,284.61	47,412.14	.00	361,593.36	790,691.25	.31
57271	ADULT PROB/MENTAL IMPAIR	205,217.19	9,790.61	.00	73,635.68	131,581.51	.36
57281	IN-HOUSE COUNSELOR	97,250.46	3,949.44	.00	29,242.43	68,008.03	.30
57291	PRE-TRIAL DIVERSION	201,567.75	6,831.17	.00	65,610.75	135,957.00	.33
TOTAL	ADULT PROBATION	7,629,237.31	312,573.12	.00	2,290,856.85	5,338,380.46	.30
TOTAL	PUBLIC SAFETY	29,508,079.93	670,611.66	.00	21,062,770.87	8,445,309.06	.71
6291	AIRPORT MAINTENANCE	600,000.00	.00	.00	579,497.88	20,502.12	.97
629141	CUSTOMS OPERATIONS	76,659.10	.00	.00	103,474.75	-26,815.65	1.35
TOTAL	CUSTOMS	76,659.10	.00	.00	103,474.75	-26,815.65	1.35
TOTAL	AIRPORT	676,659.10	.00	.00	682,972.63	-6,313.53	1.01
TOTAL	PUBLIC TRANSPORTATION	676,659.10	.00	.00	682,972.63	-6,313.53	1.01
TOTAL	GENERAL FUND	285,172,739.82	1,382,066.66	.00	278,414,101.33	6,758,638.49	.98

10/14/19
ACCOUNTING PERIOD: 13/19

MONTGOMERY COUNTY, TEXAS
DEPT/DIV REVENUE SUMMARY

PAGE 7

SELECTION CRITERIA: ALL

FUND - 211 - ATTY ADMINISTRATION

ACCOUNT	TITLE	BUDGET	PERIOD RECEIPTS	RECEIVABLES	YEAR TO DATE REVENUE	BALANCE	YTD/ BUD
4352	D A HOT CHECKS	50.00	79.30	.00	1,040.16	-990.16	20.80
TOTAL	DISTRICT ATTORNEY	50.00	79.30	.00	1,040.16	-990.16	20.80
4752	CTY ATTY WORTHLESS CHECKS	9,000.00	.00	.00	5,740.93	3,259.07	.64
TOTAL	COUNTY ATTORNEY	9,000.00	.00	.00	5,740.93	3,259.07	.64
TOTAL	GENERAL ADMINISTRATION	9,050.00	79.30	.00	6,781.09	2,268.91	.75
2	SPECIAL REVENUE FUNDS	.00	.00	.00	35,000.00	-35,000.00	.00
TOTAL	SPECIAL REVENUE FUNDS	.00	.00	.00	35,000.00	-35,000.00	.00
TOTAL	SPECIAL REVENUE FUNDS	.00	.00	.00	35,000.00	-35,000.00	.00
TOTAL	ATTY ADMINISTRATION	9,050.00	79.30	.00	41,781.09	-32,731.09	4.62

10/14/19
ACCOUNTING PERIOD: 13/19

MONTGOMERY COUNTY, TEXAS
DEPT/DIV REVENUE SUMMARY

PAGE 8

SELECTION CRITERIA: ALL

FUND - 212 - FORFEITURES

ACCOUNT	TITLE	BUDGET	PERIOD RECEIPTS	RECEIVABLES	YEAR TO DATE REVENUE	BALANCE	YTD/ BUD
4353	D A FORFEITURES	799,414.27	-810.86	.00	813,000.95	-13,586.68	1.02
TOTAL	DISTRICT ATTORNEY	799,414.27	-810.86	.00	813,000.95	-13,586.68	1.02
5432	FIRE MARSHAL FORFEITURES	.00	27.92	.00	271.61	-271.61	.00
TOTAL	FIRE MARSHAL	.00	27.92	.00	271.61	-271.61	.00
5513	CONSTABLE #1-FORFEITURES	2,000.00	.00	.00	2,607.52	-607.52	1.30
55131	CONSTABLE #1-FED FORFEIT	.00	-237.07	.00	.80	-.80	.00
TOTAL	CONSTABLE PCT 1	2,000.00	-237.07	.00	2,608.32	-608.32	1.30
5522	CONSTBL 2 STATE FORFEITURE	6,600.00	.00	.00	130,291.32	-123,691.32	19.74
55221	CONST 2 FEDERAL FORF	.00	.00	.00	20.49	-20.49	.00
TOTAL	CONSTABLE PCT 2	6,600.00	.00	.00	130,311.81	-123,711.81	19.74
5532	CONSTBL # 3 FORFEITURES	13,000.00	.00	.00	7,077.38	5,922.62	.54
TOTAL	CONSTABLE PCT 3	13,000.00	.00	.00	7,077.38	5,922.62	.54
5542	CONSTBL # 4 FORFEITURES	20,000.00	.00	.00	44,935.79	-24,935.79	2.25
TOTAL	CONSTABLE PCT 4	20,000.00	.00	.00	44,935.79	-24,935.79	2.25
5552	CONSTABLE PCT 5-FORFEITUR	60,080.00	.00	.00	15,800.30	44,279.70	.26
TOTAL	CONSTABLE PCT 5	60,080.00	.00	.00	15,800.30	44,279.70	.26
5604	SHERIFF FORFEITURES	450,000.00	.00	.00	573,763.74	-123,763.74	1.28
5604731	SHER MOCCOMET FORFEITURES	550,000.00	-13,970.59	.00	348,177.89	201,822.11	.63
5606	SHERIFF FED FORF	650,000.00	.00	.00	172,651.15	477,348.85	.27
TOTAL	SHERIFF	1,650,000.00	-13,970.59	.00	1,094,592.78	555,407.22	.66
TOTAL	PUBLIC SAFETY	2,551,094.27	-14,990.60	.00	2,108,598.94	442,495.33	.83
TOTAL	FORFEITURES	2,551,094.27	-14,990.60	.00	2,108,598.94	442,495.33	.83

SELECTION CRITERIA: ALL

FUND - 214 - FEMA DISASTER GRANTS

ACCOUNT	----- TITLE -----	BUDGET	PERIOD RECEIPTS	RECEIVABLES	YEAR TO DATE REVENUE	BALANCE	YTD/ BUD
2	SPECIAL REVENUE FUNDS	75,000.00	.00	.00	.00	75,000.00	.00
TOTAL	SPECIAL REVENUE FUNDS	75,000.00	.00	.00	.00	75,000.00	.00
TOTAL	SPECIAL REVENUE FUNDS	75,000.00	.00	.00	.00	75,000.00	.00
6491	FY16 FLOOD MITIG ASSIST	.00	.00	.00	-25,000.00	25,000.00	.00
6492	FEMA-DR-4269-TX	.00	.00	.00	-395,596.07	395,596.07	.00
6493	FEMA-DR-4272-TX	.00	.00	.00	-912,769.82	912,769.82	.00
6494	FEMA-DR-4332-TX	.00	.00	.00	-5,200,132.56	5,200,132.56	.00
TOTAL	FLOOD MITIGATION PROGRAMS	.00	.00	.00	-6,533,498.45	6,533,498.45	.00
TOTAL	HEALTH AND WELFARE	.00	.00	.00	-6,533,498.45	6,533,498.45	.00
TOTAL	FEMA DISASTER GRANTS	75,000.00	.00	.00	-6,533,498.45	6,508,498.45	-87.11

10/14/19
ACCOUNTING PERIOD: 13/19

MONTGOMERY COUNTY, TEXAS
DEPT/DIV REVENUE SUMMARY

PAGE 10

SELECTION CRITERIA: ALL

FUND - 215 - JURY

ACCOUNT	TITLE	BUDGET	PERIOD RECEIPTS	RECEIVABLES	YEAR TO DATE REVENUE	BALANCE	YTD/ BYD
2	SPECIAL REVENUE FUNDS	1,212,400.00	90.76	.00	8,681,020.15	-7,468,620.15	7.16
TOTAL	SPECIAL REVENUE FUNDS	1,212,400.00	90.76	.00	8,681,020.15	-7,468,620.15	7.16
TOTAL	SPECIAL REVENUE FUNDS	1,212,400.00	90.76	.00	8,681,020.15	-7,468,620.15	7.16
4381	284TH D C-2ND REGION CONT	110,859.00	4,141.72	.00	97,590.87	13,268.13	.88
TOTAL	284TH DISTRICT COURT	110,859.00	4,141.72	.00	97,590.87	13,268.13	.88
465	COURT OPERATIONS	857,500.00	7,158.89	.00	639,384.72	218,115.28	.75
TOTAL	COURT OPERATIONS	857,500.00	7,158.89	.00	639,384.72	218,115.28	.75
4652	DRUG COURT	227,000.00	3,605.00	.00	230,970.75	-3,970.75	1.02
TOTAL	DRUG COURT	227,000.00	3,605.00	.00	230,970.75	-3,970.75	1.02
46521	DRUG COURT-DWI COURT	165,000.00	3,737.00	.00	171,532.65	-6,532.65	1.04
TOTAL	DRUG COURT-DWI COURT	165,000.00	3,737.00	.00	171,532.65	-6,532.65	1.04
TOTAL	JUDICIAL	1,360,359.00	18,642.61	.00	1,139,478.99	220,880.01	.84
TOTAL	JURY	2,572,759.00	18,733.37	.00	9,820,499.14	-7,247,740.14	3.82

10/14/19
ACCOUNTING PERIOD: 13/19

MONTGOMERY COUNTY, TEXAS
DEPT/DIV REVENUE SUMMARY

PAGE 11

SELECTION CRITERIA: ALL

FUND - 216 - ROAD AND BRIDGE

ACCOUNT	TITLE	BUDGET	PERIOD RECEIPTS	RECEIVABLES	YEAR TO DATE REVENUE	BALANCE	YTD/ BUD
2	SPECIAL REVENUE FUNDS	36,610,317.20	181,689.76	.00	36,275,228.59	335,088.61	.99
TOTAL	SPECIAL REVENUE FUNDS	36,610,317.20	181,689.76	.00	36,275,228.59	335,088.61	.99
TOTAL	SPECIAL REVENUE FUNDS	36,610,317.20	181,689.76	.00	36,275,228.59	335,088.61	.99
6142	RECYCLE STATION-PCT 3	139,298.18	2,825.00	.00	161,624.88	-22,326.70	1.16
TOTAL	COMMISSIONER PCT 3	139,298.18	2,825.00	.00	161,624.88	-22,326.70	1.16
TOTAL	CONSERVATION	139,298.18	2,825.00	.00	161,624.88	-22,326.70	1.16
61380	MONT CO PCT2 PARKS	12,146.20	550.00	.00	17,196.20	-5,050.00	1.42
TOTAL	PCT 2 FACILITIES	12,146.20	550.00	.00	17,196.20	-5,050.00	1.42
TOTAL	COMMISSIONER PCT 2	12,146.20	550.00	.00	17,196.20	-5,050.00	1.42
61480	SOUTH COUNTY COMM CENTER	75,039.75	1,690.00	.00	89,059.75	-14,020.00	1.19
TOTAL	PCT 3 PARKS AND COMM CEN	75,039.75	1,690.00	.00	89,059.75	-14,020.00	1.19
TOTAL	COMMISSIONER PCT 3	75,039.75	1,690.00	.00	89,059.75	-14,020.00	1.19
61532	16 FLOODS/CDBG DR INFRAST	3,047,804.00	.00	.00	.00	3,047,804.00	.00
61580	EAST MC SENIOR CENTER	2,775.00	.00	.00	6,175.00	-3,400.00	2.23
TOTAL	PCT 4 PARKS AND COMM CEN	2,775.00	.00	.00	6,175.00	-3,400.00	2.23
TOTAL	COMMISSIONER PCT 4	3,050,579.00	.00	.00	6,175.00	3,044,404.00	.00
TOTAL	FACILITIES	3,137,764.95	2,240.00	.00	112,430.95	3,025,334.00	.04
61432	VECTOR CONTROL GRANT	237,955.00	.00	.00	64,605.20	173,349.80	.27
TOTAL	COMMISSIONER PCT 3	237,955.00	.00	.00	64,605.20	173,349.80	.27
TOTAL	HEALTH AND WELFARE	237,955.00	.00	.00	64,605.20	173,349.80	.27
612	COMMISSIONER PCT 1	.00	900.00	.00	213,437.99	-213,437.99	.00
TOTAL	COMMISSIONER PCT 1	.00	900.00	.00	213,437.99	-213,437.99	.00
613	COMMISSIONER PCT 2	99,041.63	280.00	.00	132,702.98	-33,661.35	1.34
TOTAL	COMMISSIONER PCT 2	99,041.63	280.00	.00	132,702.98	-33,661.35	1.34
6130	COMMR PCT 2-SUSPENSE	28,831.00	.00	.00	28,831.00	.00	1.00
TOTAL	COMMR PCT 2-SUSPENSE	28,831.00	.00	.00	28,831.00	.00	1.00
614	COMMISSIONER PCT 3	28,500.17	.00	.00	37,183.92	-8,683.75	1.30
TOTAL	COMMISSIONER PCT 3	28,500.17	.00	.00	37,183.92	-8,683.75	1.30
615	COMMISSIONER PCT 4	1,000,463.20	.00	.00	1,008,694.20	-8,231.00	1.01
TOTAL	COMMISSIONER PCT 4	1,000,463.20	.00	.00	1,008,694.20	-8,231.00	1.01
TOTAL	PUBLIC TRANSPORTATION	1,156,836.00	1,180.00	.00	1,420,850.09	-264,014.09	1.23

RUN DATE 10/14/19 TIME 08:54:30

- LIVE DATA BASE/COUNTY AUD

10/14/19
ACCOUNTING PERIOD: 13/19

MONTGOMERY COUNTY, TEXAS
DEPT/DIV REVENUE SUMMARY

PAGE 12

SELECTION CRITERIA: ALL

FUND - 216 - ROAD AND BRIDGE

ACCOUNT	TITLE	BUDGET	PERIOD RECEIPTS	RECEIVABLES	YEAR TO DATE REVENUE	BALANCE	YTD/ EUD
TOTAL	ROAD AND BRIDGE	41,282,171.33	187,934.76	.00	38,034,739.71	3,247,431.62	.92

10/14/19
ACCOUNTING PERIOD: 13/19

MONTGOMERY COUNTY, TEXAS
DEPT/DIV REVENUE SUMMARY

PAGE 13

SELECTION CRITERIA: ALL

FUND - 217 - SHERIFF COMMISSARY

ACCOUNT	TITLE	BUDGET	PERIOD RECEIPTS	RECEIVABLES	YEAR TO DATE REVENUE	BALANCE	YTD/ BUD
2	SPECIAL REVENUE FUNDS	1,890,153.52	.00	.00	1,778,290.31	111,863.21	.94
TOTAL	SPECIAL REVENUE FUNDS	1,890,153.52	.00	.00	1,778,290.31	111,863.21	.94
TOTAL	SPECIAL REVENUE FUNDS	1,890,153.52	.00	.00	1,778,290.31	111,863.21	.94
TOTAL	SHERIFF COMMISSARY	1,890,153.52	.00	.00	1,778,290.31	111,863.21	.94

10/14/19
ACCOUNTING PERIOD: 13/19

MONTGOMERY COUNTY, TEXAS
DEPT/DIV REVENUE SUMMARY

PAGE 14

SELECTION CRITERIA: ALL

FUND - 218 - MEMORIAL LIBRARY - SPECIA

ACCOUNT	TITLE	BUDGET	PERIOD RECEIPTS	RECEIVABLES	YEAR TO DATE REVENUE	BALANCE	YTD/ BUD
65117	MEMORIAL GIFT GENERAL	163,862.72	11,469.00	.00	207,975.65	-44,112.93	1.27
65118	GENERAL GIFT/RONALD JAC	1,885.00	.00	.00	3,268.91	-1,383.91	1.73
TOTAL	MEMORIAL LIBRARY	165,747.72	11,469.00	.00	211,244.56	-45,496.84	1.27
TOTAL	CULTURE AND RECREATION	165,747.72	11,469.00	.00	211,244.56	-45,496.84	1.27
TOTAL	MEMORIAL LIBRARY - SPECIA	165,747.72	11,469.00	.00	211,244.56	-45,496.84	1.27

10/14/19
ACCOUNTING PERIOD: 13/19

MONTGOMERY COUNTY, TEXAS
DEPT/DIV REVENUE SUMMARY

PAGE 15

SELECTION CRITERIA: ALL

FUND - 219 - COMMUNITY DEVELOPMENT

ACCOUNT	TITLE	BUDGET	PERIOD RECEIPTS	RECEIVABLES	YEAR TO DATE REVENUE	BALANCE	YTD/ BUD
50	HEALTH AND WELFARE	97,315.14	.00	.00	122,251.24	-24,936.10	1.26
TOTAL	HEALTH AND WELFARE	97,315.14	.00	.00	122,251.24	-24,936.10	1.26
64202	CDBG - YEAR 20	.00	.00	.00	1,019,328.05	-1,019,328.05	.00
64203	CDBG YEAR 21	2,597,984.00	.00	.00	959,923.81	1,638,060.19	.37
642612	WILLIS BLDG-PROG INC	32,405.86	700.00	.00	39,979.50	-7,573.64	1.23
6426121	IONESTAR BLDG-PROG INC	26,729.42	1,325.00	.00	32,715.00	-5,985.58	1.22
642613	MAGNOLIA BLDG-PROG INC	9,503.92	.00	.00	11,895.00	-2,391.08	1.25
6426132	MAGNOLIA CLINIC-PROG INC	16,998.88	2,900.00	.00	35,650.00	-18,651.12	2.10
642615	SPLENDORA BLDG-PROG INC	39,208.03	3,750.00	.00	58,350.00	-19,141.97	1.49
64296	CDBG/\$2,118,292 - YEAR 16	.00	.00	.00	10,251.40	-10,251.40	.00
64297	CDBG/\$2,244,177 - YEAR 17	.00	.00	.00	17,609.94	-17,609.94	.00
64298	CDBG/\$2,172,630 - YEAR 18	.00	.00	.00	42,661.17	-42,661.17	.00
64299	CDBG/\$2,301,631 - YEAR 19	.00	.00	.00	98,650.23	-98,650.23	.00
64392	HOME/\$465,806 - YEAR 12	.00	.00	.00	38,273.72	-38,273.72	.00
TOTAL	CDBG/\$1.7MIL-YEAR 1	2,722,830.11	8,675.00	.00	2,365,287.82	357,542.29	.87
64395	HOME YEAR 15	.00	.00	.00	2,368.99	-2,368.99	.00
64396	HOME YEAR 16	688,627.00	.00	.00	115,250.34	573,376.66	.17
TOTAL	HOME PROGRAM/\$750K-YR 1	688,627.00	.00	.00	117,619.33	571,007.67	.17
64408	HESG YEAR 8	219,997.00	.00	.00	133,194.23	86,802.77	.61
TOTAL	CDBG DISASTER REC GRANT	219,997.00	.00	.00	133,194.23	86,802.77	.61
TOTAL	HEALTH AND WELFARE	3,728,769.25	8,675.00	.00	2,738,352.62	990,416.63	.73
TOTAL	COMMUNITY DEVELOPMENT	3,728,769.25	8,675.00	.00	2,738,352.62	990,416.63	.73

10/14/19
ACCOUNTING PERIOD: 13/19

MONTGOMERY COUNTY, TEXAS
DEPT/DIV REVENUE SUMMARY

PAGE 16

SELECTION CRITERIA: ALL

FUND - 221 - LAW LIBRARY

ACCOUNT	TITLE	BUDGET	PERIOD RECEIPTS	RECEIVABLES	YEAR TO DATE REVENUE	BALANCE	YTD/ BUD
2	SPECIAL REVENUE FUNDS	295,188.00	1,289.79	.00	335,547.59	-40,359.59	1.14
TOTAL	SPECIAL REVENUE FUNDS	295,188.00	1,289.79	.00	335,547.59	-40,359.59	1.14
TOTAL	SPECIAL REVENUE FUNDS	295,188.00	1,289.79	.00	335,547.59	-40,359.59	1.14
TOTAL	LAW LIBRARY	295,188.00	1,289.79	.00	335,547.59	-40,359.59	1.14

10/14/19
ACCOUNTING PERIOD: 13/19

MONTGOMERY COUNTY, TEXAS
DEPT/DIV REVENUE SUMMARY

PAGE 17

SELECTION CRITERIA: ALL

FUND - 224 - JUVENILE PROBATION-STATE

ACCOUNT	TITLE	BUDGET	PERIOD RECEIPTS	RECEIVABLES	YEAR TO DATE REVENUE	BALANCE	YTD/ END
2	SPECIAL REVENUE FUNDS	7,956.44	1,740.06	.00	36,458.66	-28,502.22	4.58
TOTAL	SPECIAL REVENUE FUNDS	7,956.44	1,740.06	.00	36,458.66	-28,502.22	4.58
TOTAL	SPECIAL REVENUE FUNDS	7,956.44	1,740.06	.00	36,458.66	-28,502.22	4.58
5711470	JUV PROB/STATE AID-A/19	14,159.77	.00	.00	1,815,505.97	-1,801,346.20	128.22
5711480	JUV PROB/STATE AID-A/20	1,911,701.00	.00	.00	.00	1,911,701.00	.00
571156	JUV JUS ALT ED PGR-P/19	.00	.00	.00	527,001.61	-527,001.61	.00
571157	JUV JUS ALT ED PGR-P/20	561,653.00	.00	.00	.00	561,653.00	.00
571184	JUV PROB/RDA PROG	.00	.00	.00	-220,929.54	220,929.54	.00
571185	JUV REGIONALIZATION R/19	17,300.00	.00	.00	17,300.00	.00	1.00
TOTAL	JUVENILE PROBATION	2,504,813.77	.00	.00	2,138,878.04	365,935.73	.85
TOTAL	PUBLIC SAFETY	2,504,813.77	.00	.00	2,138,878.04	365,935.73	.85
TOTAL	JUVENILE PROBATION-STATE	2,512,770.21	1,740.06	.00	2,175,336.70	337,433.51	.87

10/14/19
ACCOUNTING PERIOD: 13/19

MONTGOMERY COUNTY, TEXAS
DEPT/DIV REVENUE SUMMARY

PAGE 18

SELECTION CRITERIA: ALL

FUND - 225 - RECORDS MGMT/PRESERVATION

ACCOUNT	TITLE	BUDGET	PERIOD RECEIPTS	RECEIVABLES	YEAR TO DATE REVENUE	BALANCE	YTD/ BUD
40311	CITY CLK/RECORDS MGMT/PRES	530,516.00	5,898.10	.00	682,498.38	-151,982.38	1.29
TOTAL	COUNTY CLERK	530,516.00	5,898.10	.00	682,498.38	-151,982.38	1.29
TOTAL	GENERAL ADMINISTRATION	530,516.00	5,898.10	.00	682,498.38	-151,982.38	1.29
TOTAL	RECORDS MGMT/PRESERVATION	530,516.00	5,898.10	.00	682,498.38	-151,982.38	1.29

10/14/19

MONTGOMERY COUNTY, TEXAS

PAGE 19

DEPT/DIV REVENUE SUMMARY

ACCOUNTING PERIOD: 13/19

SELECTION CRITERIA: ALL

FUND - 226 - PRE-TRIAL DIVERSION FUND

ACCOUNT	TITLE	BUDGET	PERIOD RECEIPTS	RECEIVABLES	YEAR TO DATE REVENUE	BALANCE	YTD/ BUD
43513	PRE-TRIAL DIVERSION	40,732.00	400.00	.00	54,300.00	-13,568.00	1.33
TOTAL	DISTRICT ATTORNEY	40,732.00	400.00	.00	54,300.00	-13,568.00	1.33
TOTAL	JUDICIAL	40,732.00	400.00	.00	54,300.00	-13,568.00	1.33
TOTAL	PRE-TRIAL DIVERSION FUND	40,732.00	400.00	.00	54,300.00	-13,568.00	1.33

10/14/19
ACCOUNTING PERIOD: 13/19

MONTGOMERY COUNTY, TEXAS
DEPT/DIV REVENUE SUMMARY

PAGE 20

SELECTION CRITERIA: ALL

FUND - 232 - AIRPORT GRANTS

ACCOUNT	TITLE	BUDGET	PERIOD RECEIPTS	RECEIVABLES	YEAR TO DATE REVENUE	BALANCE	YTD/ BUD
6291324	AIRPORT-RAMP GRANT FY20	50,000.00	.00	.00	.00	50,000.00	.00
629136	16MPCONRO	827.09	.00	.00	827.09	.00	1.00
62916	TAXIWAY G & F DESIGN/CNST	126,000.00	.00	.00	.00	126,000.00	.00
TOTAL	AIRPORT	176,827.09	.00	.00	827.09	176,000.00	.00
TOTAL	PUBLIC TRANSPORTATION	176,827.09	.00	.00	827.09	176,000.00	.00
TOTAL	AIRPORT GRANTS	176,827.09	.00	.00	827.09	176,000.00	.00

10/14/19
ACCOUNTING PERIOD: 13/19

MONTGOMERY COUNTY, TEXAS
DEPT/DIV REVENUE SUMMARY

PAGE 21

SELECTION CRITERIA: ALL

FUND - 233 - MENTAL HEALTH FACILITY

ACCOUNT	TITLE	BUDGET	PERIOD RECEIPTS	RECEIVABLES	YEAR TO DATE REVENUE	BALANCE	YTD/ BUD
6311	MENTAL HEALTH	16,994,512.00	.00	.00	15,743,692.00	1,250,820.00	.93
TOTAL	MENTAL HEALTH	16,994,512.00	.00	.00	15,743,692.00	1,250,820.00	.93
TOTAL	HEALTH AND WELFARE	16,994,512.00	.00	.00	15,743,692.00	1,250,820.00	.93
TOTAL	MENTAL HEALTH FACILITY	16,994,512.00	.00	.00	15,743,692.00	1,250,820.00	.93

10/14/19
ACCOUNTING PERIOD: 13/19

MONTGOMERY COUNTY, TEXAS
DEPT/DIV REVENUE SUMMARY

PAGE 22

SELECTION CRITERIA: ALL

FUND - 234 - RECORDS MANAGEMENT COUNTY

ACCOUNT	TITLE	BUDGET	PERIOD RECEIPTS	RECEIVABLES	YEAR TO DATE REVENUE	BALANCE	YTD/ BUD
409310	RECORDS MNGT COUNTY	175,000.00	.00	.00	164,219.98	10,780.02	.94
TOTAL	NON-DEPARTMENTAL	175,000.00	.00	.00	164,219.98	10,780.02	.94
TOTAL	GENERAL ADMINISTRATION	175,000.00	.00	.00	164,219.98	10,780.02	.94
2	SPECIAL REVENUE FUNDS	.00	.00	.00	500,000.00	-500,000.00	.00
TOTAL	SPECIAL REVENUE FUNDS	.00	.00	.00	500,000.00	-500,000.00	.00
TOTAL	SPECIAL REVENUE FUNDS	.00	.00	.00	500,000.00	-500,000.00	.00
TOTAL	RECORDS MANAGEMENT COUNTY	175,000.00	.00	.00	664,219.98	-489,219.98	3.80

10/14/19
ACCOUNTING PERIOD: 13/19

MONTGOMERY COUNTY, TEXAS
DEPT/DIV REVENUE SUMMARY

PAGE 23

SELECTION CRITERIA: ALL

FUND - 235 - RECORDS MGMT DIST CLERK

ACCOUNT	TITLE	BUDGET	PERIOD RECEIPTS	RECEIVABLES	YEAR TO DATE REVENUE	BALANCE	YTD/ BUD
450110	RECORDS MGMT DIST CLERK	80,000.00	327.31	.00	47,439.31	32,560.69	.59
TOTAL	DISTRICT CLERK	80,000.00	327.31	.00	47,439.31	32,560.69	.59
TOTAL	GENERAL ADMINISTRATION	80,000.00	327.31	.00	47,439.31	32,560.69	.59
TOTAL	RECORDS MGMT DIST CLERK	80,000.00	327.31	.00	47,439.31	32,560.69	.59

10/14/19
ACCOUNTING PERIOD: 13/19

MONTGOMERY COUNTY, TEXAS
DEPT/DIV REVENUE SUMMARY

PAGE 24

SELECTION CRITERIA: ALL

FUND - 236 - DIGITAL PRES CNTY/DIST

ACCOUNT	TITLE	BUDGET	PERIOD RECEIPTS	RECEIVABLES	YEAR TO DATE REVENUE	BALANCE	YTD/ END
409320	DIGITAL PRES CNTY/DIST	.00	407.79	.00	90,648.46	-90,648.46	.00
TOTAL	NON-DEPARTMENTAL	.00	407.79	.00	90,648.46	-90,648.46	.00
TOTAL	GENERAL ADMINISTRATION	.00	407.79	.00	90,648.46	-90,648.46	.00
TOTAL	DIGITAL PRES CNTY/DIST	.00	407.79	.00	90,648.46	-90,648.46	.00

10/14/19
ACCOUNTING PERIOD: 13/19

MONTGOMERY COUNTY, TEXAS
DEPT/DIV REVENUE SUMMARY

PAGE 25

SELECTION CRITERIA: ALL

FUND - 237 - DIST CLERK RECORDS PRESER

ACCOUNT	- - - - TITLE - - - -	BUDGET	PERIOD RECEIPTS	RECEIVABLES	YEAR TO DATE REVENUE	BALANCE	YTD/ BUD
45030	DISTRICT CLERK REC PRESV	170,000.00	198.97	.00	90,658.79	79,341.21	.53
TOTAL	DISTRICT CLERK	170,000.00	198.97	.00	90,658.79	79,341.21	.53
TOTAL	JUDICIAL	170,000.00	198.97	.00	90,658.79	79,341.21	.53
TOTAL	DIST CLERK RECORDS PRESER	170,000.00	198.97	.00	90,658.79	79,341.21	.53

10/14/19
ACCOUNTING PERIOD: 13/19

MONTGOMERY COUNTY, TEXAS
DEPT/DIV REVENUE SUMMARY

PAGE 26

SELECTION CRITERIA: ALL

FUND - 238 - COURT GUARDIANSHIP

ACCOUNT	-----	TITLE	-----	BUDGET	PERIOD RECEIPTS	RECEIVABLES	YEAR TO DATE REVENUE	BALANCE	YTD/ BUD
40933		COURT GUARDIANSHIP		32,000.00	.00	.00	25,355.72	6,644.28	.79
TOTAL		NON-DEPARTMENTAL		32,000.00	.00	.00	25,355.72	6,644.28	.79
TOTAL		JUDICIAL		32,000.00	.00	.00	25,355.72	6,644.28	.79
TOTAL		COURT GUARDIANSHIP		32,000.00	.00	.00	25,355.72	6,644.28	.79

10/14/19
ACCOUNTING PERIOD: 13/19

MONTGOMERY COUNTY, TEXAS
DEPT/DIV REVENUE SUMMARY

PAGE 27

SELECTION CRITERIA: ALL

FUND - 239 - COURT REPORTER SVC FUND

ACCOUNT	TITLE	BUDGET	PERIOD RECEIPTS	RECEIVABLES	YEAR TO DATE REVENUE	BALANCE	YTD/ BUD
2	SPECIAL REVENUE FUNDS	68,130.00	.00	.00	139,544.96	-71,414.96	2.05
TOTAL	SPECIAL REVENUE FUNDS	68,130.00	.00	.00	139,544.96	-71,414.96	2.05
TOTAL	SPECIAL REVENUE FUNDS	68,130.00	.00	.00	139,544.96	-71,414.96	2.05
TOTAL	COURT REPORTER SVC FUND	68,130.00	.00	.00	139,544.96	-71,414.96	2.05

10/14/19
ACCOUNTING PERIOD: 13/19

MONTGOMERY COUNTY, TEXAS
DEPT/DIV REVENUE SUMMARY

PAGE 28

SELECTION CRITERIA: ALL

FUND - 240 - COURTHOUSE SECURITY

ACCOUNT	----- TITLE -----	BUDGET	PERIOD RECEIPTS	RECEIVABLES	YEAR TO DATE REVENUE	BALANCE	YTD/ BUD
2	SPECIAL REVENUE FUNDS	300,000.00	.00	.00	285,772.22	14,227.78	.95
TOTAL	SPECIAL REVENUE FUNDS	300,000.00	.00	.00	285,772.22	14,227.78	.95
TOTAL	SPECIAL REVENUE FUNDS	300,000.00	.00	.00	285,772.22	14,227.78	.95
TOTAL	COURTHOUSE SECURITY	300,000.00	.00	.00	285,772.22	14,227.78	.95

10/14/19
ACCOUNTING PERIOD: 13/19

MONTGOMERY COUNTY, TEXAS
DEPT/DIV REVENUE SUMMARY

PAGE 29

SECTION CRITERIA: ALL

FUND - 241 - COURT TECHNOLOGY CNTY/DIS

ACCOUNT	TITLE	BUDGET	PERIOD RECEIPTS	RECEIVABLES	YEAR TO DATE REVENUE	BALANCE	YTD/ BUD
2	SPECIAL REVENUE FUNDS	5,505.91	.00	.00	.00	5,505.91	.00
TOTAL	SPECIAL REVENUE FUNDS	5,505.91	.00	.00	.00	5,505.91	.00
TOTAL	SPECIAL REVENUE FUNDS	5,505.91	.00	.00	.00	5,505.91	.00
40936	COURT TECHNOLOGY CNTY/DIS	16,288.00	.00	.00	17,157.28	-869.28	1.05
TOTAL	NON-DEPARTMENTAL	16,288.00	.00	.00	17,157.28	-869.28	1.05
TOTAL	JUDICIAL	16,288.00	.00	.00	17,157.28	-869.28	1.05
TOTAL	COURT TECHNOLOGY CNTY/DIS	21,793.91	.00	.00	17,157.28	4,636.63	.79

10/14/19
ACCOUNTING PERIOD: 13/19

MONTGOMERY COUNTY, TEXAS
DEPT/DIV REVENUE SUMMARY

PAGE 30

SELECTION CRITERIA: ALL

FUND - 242 - JUSTICE CRT BUDG SECURITY

ACCOUNT	TITLE	BUDGET	PERIOD RECEIPTS	RECEIVABLES	YEAR TO DATE REVENUE	BALANCE	YTD/ BUD
2	SPECIAL REVENUE FUNDS	5,000.00	.00	.00	.00	5,000.00	.00
TOTAL	SPECIAL REVENUE FUNDS	5,000.00	.00	.00	.00	5,000.00	.00
TOTAL	SPECIAL REVENUE FUNDS	5,000.00	.00	.00	.00	5,000.00	.00
40937	JUSTICE CRT BUDG SECURITY	.00	.00	.00	35,351.93	-35,351.93	.00
TOTAL	NON-DEPARTMENTAL	.00	.00	.00	35,351.93	-35,351.93	.00
TOTAL	JUDICIAL	.00	.00	.00	35,351.93	-35,351.93	.00
TOTAL	JUSTICE CRT BUDG SECURITY	5,000.00	.00	.00	35,351.93	-30,351.93	7.07

10/14/19
ACCOUNTING PERIOD: 13/19

MONTGOMERY COUNTY, TEXAS
DEPT/DIV REVENUE SUMMARY

PAGE 31

SELECTION CRITERIA: ALL

FUND - 243 - JUSTICE CRT TECHNOLOGY

ACCOUNT	TITLE	BUDGET	PERIOD RECEIPTS	RECEIVABLES	YEAR TO DATE REVENUE	BALANCE	YTD/ BUD
2	SPECIAL REVENUE FUNDS	143,405.07	.00	.00	141,301.25	2,103.82	.99
TOTAL	SPECIAL REVENUE FUNDS	143,405.07	.00	.00	141,301.25	2,103.82	.99
TOTAL	SPECIAL REVENUE FUNDS	143,405.07	.00	.00	141,301.25	2,103.82	.99
TOTAL	JUSTICE CRT TECHNOLOGY	143,405.07	.00	.00	141,301.25	2,103.82	.99

10/14/19
ACCOUNTING PERIOD: 13/19

MONTGOMERY COUNTY, TEXAS
DEPT/DIV REVENUE SUMMARY

PAGE 32

SELECTION CRITERIA: ALL

FUND - 244 - JUVENILE CASE MANAGER

ACCOUNT	TITLE	BUDGET	PERIOD RECEIPTS	RECEIVABLES	YEAR TO DATE REVENUE	BALANCE	YTD/ BUD
45512	JP 1-JUVENILE CASE DIV	123,021.00	.00	.00	25,962.49	97,058.51	.21
TOTAL	JUSTICE OF PEACE PCT 1	123,021.00	.00	.00	25,962.49	97,058.51	.21
45612	JP 2-JUVENILE CASE DIV	53,293.00	.00	.00	27,443.10	25,849.90	.51
TOTAL	JUSTICE OF PEACE PCT 2	53,293.00	.00	.00	27,443.10	25,849.90	.51
45712	JP 3-JUVENILE CASE DIV	65,496.00	.00	.00	74,159.32	-8,663.32	1.13
TOTAL	JUSTICE OF PEACE PCT 3	65,496.00	.00	.00	74,159.32	-8,663.32	1.13
45812	JP 4-JUVENILE CASE DIV	63,971.00	.00	.00	28,831.02	35,139.98	.45
TOTAL	JUSTICE OF PEACE PCT 4	63,971.00	.00	.00	28,831.02	35,139.98	.45
TOTAL	JUDICIAL	305,781.00	.00	.00	156,395.93	149,385.07	.51
TOTAL	JUVENILE CASE MANAGER	305,781.00	.00	.00	156,395.93	149,385.07	.51

10/14/19
ACCOUNTING PERIOD: 13/19

MONTGOMERY COUNTY, TEXAS
DEPT/DIV REVENUE SUMMARY

PAGE 33

SELECTION CRITERIA: ALL

FUND - 246 - BOND SUPERVISION

ACCOUNT	TITLE	BUDGET	PERIOD RECEIPTS	RECEIVABLES	YEAR TO DATE REVENUE	BALANCE	YTD/ BUD
5728	BOND SUPERVISION	457,194.47	-55,255.83	.00	133,944.84	323,249.63	.29
TOTAL	ADULT PROTECTION	457,194.47	-55,255.83	.00	133,944.84	323,249.63	.29
TOTAL	PUBLIC SAFETY	457,194.47	-55,255.83	.00	133,944.84	323,249.63	.29
TOTAL	BOND SUPERVISION	457,194.47	-55,255.83	.00	133,944.84	323,249.63	.29

10/14/19
ACCOUNTING PERIOD: 13/19

MONTGOMERY COUNTY, TEXAS
DEPT/DIV REVENUE SUMMARY

PAGE 34

SELECTION CRITERIA: ALL

FUND - 247 - BASIC SUPERVISION

ACCOUNT	----- TITLE -----	BUDGET	PERIOD RECEIPTS	RECEIVABLES	YEAR TO DATE REVENUE	BALANCE	YTD/ BUD
572222	AP - BASIC SUPERVIS FY19	.00	.00	.00	378,174.05	-378,174.05	.00
TOTAL	ADULT PROBATION	.00	.00	.00	378,174.05	-378,174.05	.00
TOTAL	PUBLIC SAFETY	.00	.00	.00	378,174.05	-378,174.05	.00
TOTAL	BASIC SUPERVISION	.00	.00	.00	378,174.05	-378,174.05	.00

10/14/19
ACCOUNTING PERIOD: 13/19

MONTGOMERY COUNTY, TEXAS
DEPT/DIV REVENUE SUMMARY

PAGE 35

SELECTION CRITERIA: ALL

FUND - 249 - MENTAL IMPAIRMENTS

ACCOUNT	TITLE	BUDGET	PERIOD RECEIPTS	RECEIVABLES	YEAR TO DATE REVENUE	BALANCE	YTD/ BUD
2	SPECIAL REVENUE FUNDS	.00	.00	.00	10,000.00	-10,000.00	.00
TOTAL	SPECIAL REVENUE FUNDS	.00	.00	.00	10,000.00	-10,000.00	.00
TOTAL	SPECIAL REVENUE FUNDS	.00	.00	.00	10,000.00	-10,000.00	.00
TOTAL	MENTAL IMPAIRMENTS	.00	.00	.00	10,000.00	-10,000.00	.00

10/14/19
ACCOUNTING PERIOD: 13/19

MONTGOMERY COUNTY, TEXAS
DEPT/DIV REVENUE SUMMARY

PAGE 36

SELECTION CRITERIA: ALL

FUND - 254 - CONTRACT ELECTION SERVICE

ACCOUNT	TITLE	BUDGET	PERIOD RECEIPTS	RECEIVABLES	YEAR TO DATE REVENUE	BALANCE	YTD/ BUD
49041	CONTRACT ELEC DIRECT PAID	.00	130.61	.00	1,206,568.44	-1,206,568.44	.00
TOTAL	ELECTIONS	.00	130.61	.00	1,206,568.44	-1,206,568.44	.00
TOTAL	ELECTIONS	.00	130.61	.00	1,206,568.44	-1,206,568.44	.00
TOTAL	CONTRACT ELECTION SERVICE	.00	130.61	.00	1,206,568.44	-1,206,568.44	.00

10/14/19
ACCOUNTING PERIOD: 13/19

MONTGOMERY COUNTY, TEXAS
DEPT/DIV REVENUE SUMMARY

PAGE 37

SELECTION CRITERIA: ALL
FUND - 256 - MOCO GRANTS

ACCOUNT	TITLE	BUDGET	PERIOD RECEIPTS	RECEIVABLES	YEAR TO DATE REVENUE	BALANCE	YTD/ RMD
40690	CDBG-DR 2016 FLOODS	8,919,523.20	.00	.00	.00	8,919,523.20	.00
TOTAL	DISASTER RECOVERY GRANTS	8,919,523.20	.00	.00	.00	8,919,523.20	.00
TOTAL	HEALTH AND WELFARE	8,919,523.20	.00	.00	.00	8,919,523.20	.00
40670101	UASI 17-COM PREP/REG PLAN	-107,649.91	.00	.00	73,876.89	-181,526.80	-.69
40670102	UASI 18-COM PREP & REG PL	392,767.00	.00	.00	79,301.54	313,465.46	.20
TOTAL	COM PREP & REGIONAL PLAN	285,117.09	.00	.00	153,178.43	131,938.66	.54
40670301	UASI 17-EOC/REG TECH SUST	-121,013.17	.00	.00	48,194.50	-169,207.67	-.40
40670302	UASI 18-EOC/REG TECH SUST	162,955.00	.00	.00	100,492.24	62,462.76	.62
TOTAL	EOC/REG TECH SUSTAINMENT	41,941.83	.00	.00	148,686.74	-106,744.91	3.55
40670401	UASI 17-M & A	-58,126.52	.00	.00	8,276.64	-67,403.16	-.14
40670402	UASI 18-M & A	92,172.29	.00	.00	9,415.56	82,756.73	.10
TOTAL	M & A	33,045.77	.00	.00	17,692.20	15,353.57	.54
40670501	UASI 17-EOC ENHANCEMENTS	-76.97	.00	.00	.00	-76.97	.00
40670502	UASI 18-EOC ENHANCEMENTS	150,685.00	.00	.00	1,806.32	148,878.68	.01
TOTAL	EOC ENHANCEMENTS	150,608.03	.00	.00	1,806.32	148,801.71	.01
40670601	UASI 17-1ST RESP FC SPEC	.00	.00	.00	9,187.34	-9,187.34	.00
40670602	UASI 18-FR FC SPEC TEAM	333,000.00	.00	.00	.00	333,000.00	.00
TOTAL	1ST RESP FC SPEC TEAM STS	333,000.00	.00	.00	9,187.34	323,812.66	.03
40670701	UASI 17-1ST RESP IE SP RS	.00	.00	.00	2,253.98	-2,253.98	.00
40670702	UASI 18-FR IE SPEC RESPON	511,866.50	.00	.00	.00	511,866.50	.00
TOTAL	1ST RESP IE SPEC RESPONSE	511,866.50	.00	.00	2,253.98	509,612.52	.00
40670801	UASI 18- PUB SAFETY VIDEO	200,000.00	.00	.00	.00	200,000.00	.00
TOTAL	PUBLIC SAFETY VIDEO INIT	200,000.00	.00	.00	.00	200,000.00	.00
40670901	UASI 18-IE SWAT SUSTAIN	78,000.00	.00	.00	31,120.00	46,880.00	.40
TOTAL	IE SWAT SUSTAINMENT	78,000.00	.00	.00	31,120.00	46,880.00	.40
TOTAL	HSGP GRANTS	1,633,579.22	.00	.00	363,925.01	1,269,654.21	.22
TOTAL	EMERGENCY MANAGEMENT	1,633,579.22	.00	.00	363,925.01	1,269,654.21	.22
TOTAL	PUBLIC SAFETY	1,633,579.22	.00	.00	363,925.01	1,269,654.21	.22
TOTAL	MOCO GRANTS	10,553,102.42	.00	.00	363,925.01	10,189,177.41	.03

10/14/19
ACCOUNTING PERIOD: 13/19

MONTGOMERY COUNTY, TEXAS
DEPT/DIV REVENUE SUMMARY

PAGE 38

SELECTION CRITERIA: ALL

FUND - 261 - CC VITAL RECORDS PRES FND

ACCOUNT	TITLE	BUDGET	PERIOD RECEIPTS	RECEIVABLES	YEAR TO DATE REVENUE	BALANCE	YTD/ BUD
403261	VITAL RECORDS PRES	18,500.00	.00	.00	26,541.00	-8,041.00	1.43
TOTAL	COUNTY CLERK	18,500.00	.00	.00	26,541.00	-8,041.00	1.43
TOTAL	GENERAL ADMINISTRATION	18,500.00	.00	.00	26,541.00	-8,041.00	1.43
TOTAL	CC VITAL RECORDS PRES FND	18,500.00	.00	.00	26,541.00	-8,041.00	1.43

10/14/19
ACCOUNTING PERIOD: 13/19

MONTGOMERY COUNTY, TEXAS
DEPT/DIV REVENUE SUMMARY

PAGE 39

SELECTION CRITERIA: ALL

FUND - 34 - GASB 34 CONVERSION FUND

ACCOUNT	TITLE	BUDGET	PERIOD RECEIPTS	RECEIVABLES	YEAR TO DATE REVENUE	BALANCE	YTD/ FUD
0	CONVERSION-FULL ACCRUAL	.00	.00	.00	-329,944.84	329,944.84	.00
TOTAL	CONVERSION-FULL ACCRUAL	.00	.00	.00	-329,944.84	329,944.84	.00
TOTAL	CONVERSION-FULL ACCRUAL	.00	.00	.00	-329,944.84	329,944.84	.00
TOTAL	GASB 34 CONVERSION FUND	.00	.00	.00	-329,944.84	329,944.84	.00

10/14/19
ACCOUNTING PERIOD: 13/19

MONTGOMERY COUNTY, TEXAS
DEPT/DIV REVENUE SUMMARY

PAGE 40

SELECTION CRITERIA: ALL

FUND - 358 - MONTG CO DEBT SERVICE

ACCOUNT	TITLE	BUDGET	PERIOD RECEIPTS	RECEIVABLES	YEAR TO DATE REVENUE	BALANCE	YTD/ BUD
3	DEBT SERVICE FUNDS	64,591,844.95	22,197.39	.00	69,571,873.80	-4,980,028.85	1.08
TOTAL	DEBT SERVICE FUNDS	64,591,844.95	22,197.39	.00	69,571,873.80	-4,980,028.85	1.08
TOTAL	DEBT SERVICE FUNDS	64,591,844.95	22,197.39	.00	69,571,873.80	-4,980,028.85	1.08
6927	C/O 2010B EABS-\$23.395 M	396,436.00	.00	.00	399,417.58	-2,981.58	1.01
TOTAL	C/O 2010B EABS-\$23.395 M	396,436.00	.00	.00	399,417.58	-2,981.58	1.01
6944	ROAD BONDS, SERIES 2018B	3,700,164.75	.00	.00	3,700,164.75	.00	1.00
TOTAL	ROAD BONDS, SERIES 2018B	3,700,164.75	.00	.00	3,700,164.75	.00	1.00
TOTAL	DEBT SERVICE	4,096,600.75	.00	.00	4,099,582.33	-2,981.58	1.00
TOTAL	MONTG CO DEBT SERVICE	68,688,445.70	22,197.39	.00	73,671,456.13	-4,983,010.43	1.07

10/14/19
ACCOUNTING PERIOD: 13/19

MONTGOMERY COUNTY, TEXAS
DEPT/DIV REVENUE SUMMARY

PAGE 41

SELECTION CRITERIA: ALL

FUND - 40011 - C/P-REVENUE/TOLL BONDS 10

ACCOUNT	TITLE	BUDGET	PERIOD RECEIPTS	RECEIVABLES	YEAR TO DATE REVENUE	BALANCE	YTD/ BUD
4	CAPITAL PROJECTS FUNDS	.00	4,852.67	.00	100,529.30	-100,529.30	.00
TOTAL	CAPITAL PROJECTS FUNDS	.00	4,852.67	.00	100,529.30	-100,529.30	.00
TOTAL	CAPITAL PROJECTS FUNDS	.00	4,852.67	.00	100,529.30	-100,529.30	.00
TOTAL	C/P-REVENUE/TOLL BONDS 10	.00	4,852.67	.00	100,529.30	-100,529.30	.00

10/14/19
ACCOUNTING PERIOD: 13/19

MONTGOMERY COUNTY, TEXAS
DEPT/DIV REVENUE SUMMARY

PAGE 42

SELECTION CRITERIA: ALL

FUND - 40012 - C/P-CERT OBLIGN 2012

ACCOUNT	- - - - TITLE - - - -	BUDGET	PERIOD RECEIPTS	RECEIVABLES	YEAR TO DATE REVENUE	BALANCE	YTD/ BUD
4	CAPITAL PROJECTS FUNDS	.00	2,703.57	.00	53,332.94	-53,332.94	.00
TOTAL	CAPITAL PROJECTS FUNDS	.00	2,703.57	.00	53,332.94	-53,332.94	.00
TOTAL	CAPITAL PROJECTS FUNDS	.00	2,703.57	.00	53,332.94	-53,332.94	.00
TOTAL	C/P-CERT OBLIGN 2012	.00	2,703.57	.00	53,332.94	-53,332.94	.00

10/14/19
ACCOUNTING PERIOD: 13/19

MONTGOMERY COUNTY, TEXAS
DEPT/DIV REVENUE SUMMARY

PAGE 43

SELECTION CRITERIA: ALL

FUND - 40013 - C/P-C/O 2012A-\$15,880,000

ACCOUNT	- - - - - TITLE - - - - -	BUDGET	PERIOD RECEIPTS	RECEIVABLES	YEAR TO DATE REVENUE	BALANCE	YTD/ BUD
4	CAPITAL PROJECTS FUNDS	.00	387.16	.00	8,336.87	-8,336.87	.00
TOTAL	CAPITAL PROJECTS FUNDS	.00	387.16	.00	8,336.87	-8,336.87	.00
TOTAL	CAPITAL PROJECTS FUNDS	.00	387.16	.00	8,336.87	-8,336.87	.00
TOTAL	C/P-C/O 2012A-\$15,880,000	.00	387.16	.00	8,336.87	-8,336.87	.00

10/14/19
ACCOUNTING PERIOD: 13/19

MONTGOMERY COUNTY, TEXAS
DEPT/DIV REVENUE SUMMARY

PAGE 44

SELECTION CRITERIA: ALL

FUND - 40014 - C/P P-T TOLL PROJECTS

ACCOUNT	TITLE	BUDGET	PERIOD RECEIPTS	RECEIVABLES	YEAR TO DATE REVENUE	BALANCE	YTD/ BUD
4	CAPITAL PROJECTS FUNDS	.00	.00	.00	-1,223,281.06	1,223,281.06	.00
TOTAL	CAPITAL PROJECTS FUNDS	.00	.00	.00	-1,223,281.06	1,223,281.06	.00
TOTAL	CAPITAL PROJECTS FUNDS	.00	.00	.00	-1,223,281.06	1,223,281.06	.00
TOTAL	C/P P-T TOLL PROJECTS	.00	.00	.00	-1,223,281.06	1,223,281.06	.00

10/14/19
ACCOUNTING PERIOD: 13/19

MONTGOMERY COUNTY, TEXAS
DEPT/DIV REVENUE SUMMARY

PAGE 45

SELECTION CRITERIA: ALL

FUND - 40016 - C/P SHERIFF PROJECTS

ACCOUNT	TITLE	BUDGET	PERIOD RECEIPTS	RECEIVABLES	YEAR TO DATE REVENUE	BALANCE	YTD/ BUD
4	CAPITAL PROJECTS FUNDS	.00	.00	.00	38,436.00	-38,436.00	.00
TOTAL	CAPITAL PROJECTS FUNDS	.00	.00	.00	38,436.00	-38,436.00	.00
TOTAL	CAPITAL PROJECTS FUNDS	.00	.00	.00	38,436.00	-38,436.00	.00
TOTAL	C/P SHERIFF PROJECTS	.00	.00	.00	38,436.00	-38,436.00	.00

10/14/19
ACCOUNTING PERIOD: 13/19

MONTGOMERY COUNTY, TEXAS
DEPT/DIV REVENUE SUMMARY

PAGE 46

SELECTION CRITERIA: ALL

FUND - 40017 - LOCAL CAPITAL PROJECTS

ACCOUNT	TITLE	BUDGET	PERIOD RECEIPTS	RECEIVABLES	YEAR TO DATE REVENUE	BALANCE	YTD/ BUD
4996001	TAX OFFICE CIP	198,709.03	.00	.00	198,709.03	.00	1.00
TOTAL	CAPITAL PROJ-TAX OFFICE	198,709.03	.00	.00	198,709.03	.00	1.00
TOTAL	CAPITAL PROJECTS	198,709.03	.00	.00	198,709.03	.00	1.00
4	CAPITAL PROJECTS FUNDS	4,152,786.78	.00	.00	.00	4,152,786.78	.00
TOTAL	CAPITAL PROJECTS FUNDS	4,152,786.78	.00	.00	.00	4,152,786.78	.00
TOTAL	CAPITAL PROJECTS FUNDS	4,152,786.78	.00	.00	.00	4,152,786.78	.00
TOTAL	LOCAL CAPITAL PROJECTS	4,351,495.81	.00	.00	198,709.03	4,152,786.78	.05

10/14/19
ACCOUNTING PERIOD: 13/19

MONTGOMERY COUNTY, TEXAS
DEPT/DIV REVENUE SUMMARY

PAGE 47

SELECTION CRITERIA: ALL

FUND - 40018 - C/P ROAD BONDS 2016, \$60M

ACCOUNT	TITLE	BUDGET	PERIOD RECEIPTS	RECEIVABLES	YEAR TO DATE REVENUE	BALANCE	YTD/ BUD
4	CAPITAL PROJECTS FUNDS	.00	11,281.31	.00	260,650.51	-260,650.51	.00
TOTAL	CAPITAL PROJECTS FUNDS	.00	11,281.31	.00	260,650.51	-260,650.51	.00
TOTAL	CAPITAL PROJECTS FUNDS	.00	11,281.31	.00	260,650.51	-260,650.51	.00
TOTAL	C/P ROAD BONDS 2016, \$60M	.00	11,281.31	.00	260,650.51	-260,650.51	.00

10/14/19
ACCOUNTING PERIOD: 13/19

MONTGOMERY COUNTY, TEXAS
DEPT/DIV REVENUE SUMMARY

PAGE 48

SELECTION CRITERIA: ALL

FUND - 40019 - C/P ROAD BONDS 2016A

ACCOUNT	TITLE	BUDGET	PERIOD RECEIPTS	RECEIVABLES	YEAR TO DATE REVENUE	BALANCE	YTD/ BUD
4	CAPITAL PROJECTS FUNDS	.00	51,685.15	.00	1,010,614.84	-1,010,614.84	.00
TOTAL	CAPITAL PROJECTS FUNDS	.00	51,685.15	.00	1,010,614.84	-1,010,614.84	.00
TOTAL	CAPITAL PROJECTS FUNDS	.00	51,685.15	.00	1,010,614.84	-1,010,614.84	.00
TOTAL	C/P ROAD BONDS 2016A	.00	51,685.15	.00	1,010,614.84	-1,010,614.84	.00

10/14/19
ACCOUNTING PERIOD: 13/19

MONTGOMERY COUNTY, TEXAS
DEPT/DIV REVENUE SUMMARY

PAGE 49

SELECTION CRITERIA: ALL

FUND - 40020 - C/P ROAD BONDS 2018

ACCOUNT	- - - - TITLE - - - -	BUDGET	PERIOD RECEIPTS	RECEIVABLES	YEAR TO DATE REVENUE	BALANCE	YTD/ BUD
4	CAPITAL PROJECTS FUNDS	.00	59,245.75	.00	998,105.24	-998,105.24	.00
TOTAL	CAPITAL PROJECTS FUNDS	.00	59,245.75	.00	998,105.24	-998,105.24	.00
TOTAL	CAPITAL PROJECTS FUNDS	.00	59,245.75	.00	998,105.24	-998,105.24	.00
TOTAL	C/P ROAD BONDS 2018	.00	59,245.75	.00	998,105.24	-998,105.24	.00

10/14/19
ACCOUNTING PERIOD: 13/19

MONTGOMERY COUNTY, TEXAS
DEPT/DIV REVENUE SUMMARY

PAGE 50

SELECTION CRITERIA: ALL

FUND - 40021 - C/P ROAD BONDS 2018B

ACCOUNT	TITLE	BUDGET	PERIOD RECEIPTS	RECEIVABLES	YEAR TO DATE REVENUE	BALANCE	YTD/ BUD
4	CAPITAL PROJECTS FUNDS	89,600,000.00	161,954.32	.00	91,483,500.36	-1,883,500.36	1.02
TOTAL	CAPITAL PROJECTS FUNDS	89,600,000.00	161,954.32	.00	91,483,500.36	-1,883,500.36	1.02
TOTAL	CAPITAL PROJECTS FUNDS	89,600,000.00	161,954.32	.00	91,483,500.36	-1,883,500.36	1.02
TOTAL	C/P ROAD BONDS 2018B	89,600,000.00	161,954.32	.00	91,483,500.36	-1,883,500.36	1.02

10/14/19
ACCOUNTING PERIOD: 13/19

MONTGOMERY COUNTY, TEXAS
DEPT/DIV REVENUE SUMMARY

PAGE 51

SELECTION CRITERIA: ALL

FUND - 500 - TOLL ROAD AUTHORITY

ACCOUNT	- - - - -	TITLE	- - - - -	BUDGET	PERIOD RECEIPTS	RECEIVABLES	YEAR TO DATE REVENUE	BALANCE	YTD/ BUD
50002	249	TOLL PROJECT		8,200,000.00	10,323.43	.00	8,256,176.47	-56,176.47	1.01
TOTAL	249	TOLL PROJECT		8,200,000.00	10,323.43	.00	8,256,176.47	-56,176.47	1.01
50003	242	TOLL PROJECT		222,073.06	.00	.00	1,046,876.08	-824,803.02	4.71
TOTAL	242	TOLL PROJECT		222,073.06	.00	.00	1,046,876.08	-824,803.02	4.71
TOTAL		PUBLIC TRANSPORTATION		8,422,073.06	10,323.43	.00	9,303,052.55	-880,979.49	1.10
TOTAL		TOLL ROAD AUTHORITY		8,422,073.06	10,323.43	.00	9,303,052.55	-880,979.49	1.10

10/14/19
ACCOUNTING PERIOD: 13/19

MONTGOMERY COUNTY, TEXAS
DEPT/DIV REVENUE SUMMARY

PAGE 52

SELECTION CRITERIA: ALL

FUND - 501 - MCTRA DEBT SERVICE FUND

ACCOUNT	TITLE	BUDGET	PERIOD RECEIPTS	RECEIVABLES	YEAR TO DATE REVENUE	BALANCE	YTD/ BUD
50101	SR LIEN REV BONDS 2018	.00	189.50	.00	2,357.46	-2,357.46	.00
TOTAL	SR LIEN REV BONDS 2018	.00	189.50	.00	2,357.46	-2,357.46	.00
TOTAL	DEBT SERVICE FUNDS	.00	189.50	.00	2,357.46	-2,357.46	.00
TOTAL	MCTRA DEBT SERVICE FUND	.00	189.50	.00	2,357.46	-2,357.46	.00

SELECTION CRITERIA: ALL

FUND - 670 - SELF INSURANCE MEDICAL FD

ACCOUNT	TITLE	BUDGET	PERIOD RECEIPTS	RECEIVABLES	YEAR TO DATE REVENUE	BALANCE	YTD/ BUD
4023	EMPLOYEE HEALTH	.00	305.00	.00	32,133,776.63	-32,133,776.63	.00
4024	RETIREE HEALTH	.00	8,550.00	.00	4,069,390.31	-4,069,390.31	.00
4025	OPTIONAL BENEFITS	.00	.62	.00	1,631,388.85	-1,631,388.85	.00
4029	EMPLOYEE LIFE	.00	.00	.00	144,527.39	-144,527.39	.00
TOTAL	RISK MANAGEMENT	.00	8,855.62	.00	37,979,083.18	-37,979,083.18	.00
TOTAL	GENERAL ADMINISTRATION	.00	8,855.62	.00	37,979,083.18	-37,979,083.18	.00
TOTAL	SELF INSURANCE MEDICAL FD	.00	8,855.62	.00	37,979,083.18	-37,979,083.18	.00

10/14/19
ACCOUNTING PERIOD: 13/19
MONTGOMERY COUNTY, TEXAS
DEPT/DIV REVENUE SUMMARY

PAGE 54

SELECTION CRITERIA: ALL

FUND - 671 - SELF INSURANCE W/C FUND

ACCOUNT	----- TITLE -----	BUDGET	PERIOD RECEIPTS	RECEIVABLES	YEAR TO DATE REVENUE	BALANCE	YTD/ BUD
40210	RISK MGT-WORKERS COMP	.00	7,905.22	.00	1,410,933.99	-1,410,933.99	.00
TOTAL	RISK MANAGEMENT	.00	7,905.22	.00	1,410,933.99	-1,410,933.99	.00
TOTAL	GENERAL ADMINISTRATION	.00	7,905.22	.00	1,410,933.99	-1,410,933.99	.00
TOTAL	SELF INSURANCE W/C FUND	.00	7,905.22	.00	1,410,933.99	-1,410,933.99	.00

10/14/19
ACCOUNTING PERIOD: 13/19

MONTGOMERY COUNTY, TEXAS
DEPT/DIV REVENUE SUMMARY

PAGE 55

SELECTION CRITERIA: ALL

FUND - 672 - SELF INS ACCIDENT AND LIAB

ACCOUNT	TITLE	BUDGET	PERIOD RECEIPTS	RECEIVABLES	YEAR TO DATE REVENUE	BALANCE	YTD/ BUD
40220	RISK MGT-PROP/CASULTY/LIAB	26,967.00	.00	.00	2,371,316.74	-2,344,349.74	87.93
TOTAL	RISK MANAGEMENT	26,967.00	.00	.00	2,371,316.74	-2,344,349.74	87.93
TOTAL	GENERAL ADMINISTRATION	26,967.00	.00	.00	2,371,316.74	-2,344,349.74	87.93
TOTAL	SELF INS ACCIDENT AND LIAB	26,967.00	.00	.00	2,371,316.74	-2,344,349.74	87.93

10/14/19
ACCOUNTING PERIOD: 13/19

MONTGOMERY COUNTY, TEXAS
DEPT/DIV REVENUE SUMMARY

PAGE 56

SELECTION CRITERIA: ALL

FUND - 673 - WELLNESS CLINIC

ACCOUNT	TITLE	BUDGET	PERIOD RECEIPTS	RECEIVABLES	YEAR TO DATE REVENUE	BALANCE	YTD/ BUD
4026	WELLNESS CLINIC	.00	.00	.00	1,329,676.20	-1,329,676.20	.00
TOTAL	RISK MANAGEMENT	.00	.00	.00	1,329,676.20	-1,329,676.20	.00
TOTAL	GENERAL ADMINISTRATION	.00	.00	.00	1,329,676.20	-1,329,676.20	.00
TOTAL	WELLNESS CLINIC	.00	.00	.00	1,329,676.20	-1,329,676.20	.00
TOTAL REPORT		541,416,918.65	1,890,685.38	.00	568,086,175.62	-26,669,256.97	1.05

SELECTION CRITERIA: ALL

FUND - 110 - GENERAL FUND

ACCOUNT	TITLE	BUDGET	PERIOD EXPENDITURES	ENCUMBRANCES OUTSTANDING	YEAR TO DATE ENC + EXP	AVAILABLE BALANCE	YTD/ BUD
1	GENERAL FUND	5,485,668.15	.00	.00	8,879,403.10	-3,393,734.95	1.62
TOTAL	GENERAL FUND	5,485,668.15	.00	.00	8,879,403.10	-3,393,734.95	1.62
TOTAL	GENERAL FUND	5,485,668.15	.00	.00	8,879,403.10	-3,393,734.95	1.62
400	COUNTY JUDGE	578,707.08	10,665.63	3,313.72	566,631.06	12,076.02	.98
TOTAL	COUNTY JUDGE	578,707.08	10,665.63	3,313.72	566,631.06	12,076.02	.98
401	HUMAN RESOURCES	617,589.14	11,337.09	2,554.49	610,674.95	6,914.19	.99
TOTAL	HUMAN RESOURCES	617,589.14	11,337.09	2,554.49	610,674.95	6,914.19	.99
4011	CIVIL SERVICE	4,500.00	.00	.00	1,167.51	3,332.49	.26
TOTAL	CIVIL SERVICE	4,500.00	.00	.00	1,167.51	3,332.49	.26
402	RISK MANAGEMENT	892,474.37	15,645.37	6,905.04	850,504.21	41,970.16	.95
TOTAL	RISK MANAGEMENT	892,474.37	15,645.37	6,905.04	850,504.21	41,970.16	.95
403	COUNTY CLERK	2,413,290.93	43,831.18	3,861.84	2,333,843.19	79,447.74	.97
TOTAL	COUNTY CLERK	2,413,290.93	43,831.18	3,861.84	2,333,843.19	79,447.74	.97
404	COURT COLLECTIONS	472,709.40	8,179.65	6,404.99	431,579.15	41,130.25	.91
TOTAL	COURT COLLECTIONS	472,709.40	8,179.65	6,404.99	431,579.15	41,130.25	.91
405	VETERANS SERVICE	317,846.67	6,056.41	21.40	314,332.49	3,514.18	.99
TOTAL	VETERANS SERVICE	317,846.67	6,056.41	21.40	314,332.49	3,514.18	.99
407	PURCHASING AGENT	1,467,451.72	21,441.32	.00	1,341,383.13	126,068.59	.91
TOTAL	PURCHASING AGENT	1,467,451.72	21,441.32	.00	1,341,383.13	126,068.59	.91
409	NON-DEPARTMENTAL EMPLOYEE BENEFITS	8,951,108.82	1,936.06	1,964,043.06	8,054,716.56	896,392.26	.90
40911	NON-DEPARTMENTAL	3,661,650.00	.00	.00	3,661,650.00	.00	1.00
TOTAL	NON-DEPARTMENTAL	12,612,758.82	1,936.06	1,964,043.06	11,716,366.56	896,392.26	.93
503	INFORMATION TECHNOLOGY	5,680,414.03	126,322.98	236,135.41	5,241,221.41	439,192.62	.92
50313	RENEWAL AND REPLACEMENT	1,700,014.56	28,328.60	555,321.19	1,691,893.82	8,120.74	1.00
50314	GIS	74,590.00	767.46	5,277.71	70,537.00	4,053.00	.95
50316	NET/OPS DATACENTER	299,809.70	.00	45,919.20	295,910.62	3,899.08	.99
50317	IT ADMIN	114,695.00	15,336.49	24,089.29	71,507.33	43,187.67	.62
50318	IT SECURITY	150,500.00	.00	11,110.03	148,191.64	2,308.36	.98
TOTAL	INFORMATION TECHNOLOGY	8,020,023.29	170,755.53	877,852.83	7,519,261.82	500,761.47	.94
601	PERMITS	502,964.00	8,666.11	.00	499,147.43	3,816.57	.99
TOTAL	PERMITS	502,964.00	8,666.11	.00	499,147.43	3,816.57	.99
TOTAL	GENERAL ADMINISTRATION	27,900,315.42	298,514.35	2,864,957.37	26,184,891.50	1,715,423.92	.94
495	COUNTY AUDITOR	2,058,118.37	38,525.03	2,493.32	1,962,741.05	95,377.32	.95
TOTAL	COUNTY AUDITOR	2,058,118.37	38,525.03	2,493.32	1,962,741.05	95,377.32	.95
496	BUDGET OFFICE	304,892.52	4,941.05	27.99	287,292.34	17,600.18	.94

SELECTION CRITERIA: ALL

FUND - 110 - GENERAL FUND

ACCOUNT	TITLE	BUDGET	PERIOD EXPENDITURES	ENCUMBRANCES OUTSTANDING	YEAR TO DATE ENC + EXP	AVAILABLE BALANCE	YTD/ BUD
TOTAL	BUDGET OFFICE	304,892.52	4,941.05	27.99	287,292.34	17,600.18	.94
497	COUNTY TREASURER	689,102.04	14,308.50	-1.99	681,954.11	7,147.93	.99
TOTAL	COUNTY TREASURER	689,102.04	14,308.50	-1.99	681,954.11	7,147.93	.99
499	TAX ASSESSOR/COLLECTOR	4,906,147.53	81,697.26	13,212.81	4,614,411.42	291,736.11	.94
4991	TAX A/C-VEH INV TAX	11,693.00	.00	1,240.00	6,351.19	5,341.81	.54
4992	TAX A/C-RENDITION PENALTY	6,740.00	.00	.00	6,101.34	638.66	.91
4995	TAX A/C-ECONOMIC DEVELOP.	2,511,035.00	301,834.00	.00	2,123,159.31	387,875.69	.85
TOTAL	TAX ASSESSOR/COLLECTOR	7,435,615.53	383,531.26	14,452.81	6,750,023.26	685,592.27	.91
50311	FINANCIAL TECHNOLOGY	3,373,265.55	.00	891,105.72	3,372,078.30	1,187.25	1.00
TOTAL	FINANCIAL TECHNOLOGY	3,373,265.55	.00	891,105.72	3,372,078.30	1,187.25	1.00
TOTAL	FINANCIAL ADMINISTRATION	13,860,994.01	441,305.84	908,077.85	13,054,089.06	806,904.95	.94
665	EXTENSION AGENTS	740,417.34	14,880.04	107.99	703,117.09	37,300.25	.95
TOTAL	EXTENSION AGENTS	740,417.34	14,880.04	107.99	703,117.09	37,300.25	.95
TOTAL	CONSERVATION	740,417.34	14,880.04	107.99	703,117.09	37,300.25	.95
50315	IT LIBRARY	351,140.00	.00	31,576.55	349,474.57	1,665.43	1.00
TOTAL	INFORMATION TECHNOLOGY	351,140.00	.00	31,576.55	349,474.57	1,665.43	1.00
6511	MEMORIAL LIBRARY	9,616,397.64	191,094.27	71,008.13	9,414,538.38	201,859.26	.98
TOTAL	MEMORIAL LIBRARY	9,616,397.64	191,094.27	71,008.13	9,414,538.38	201,859.26	.98
661	HISTORICAL COMMISSION	205,000.00	.00	.00	198,220.00	6,780.00	.97
TOTAL	HISTORICAL COMMISSION	205,000.00	.00	.00	198,220.00	6,780.00	.97
6611	HIST COMM DONATIONS	16,874.35	1,280.00	.00	4,280.00	12,594.35	.25
TOTAL	HIST COMM DONATIONS	16,874.35	1,280.00	.00	4,280.00	12,594.35	.25
TOTAL	CULTURE AND RECREATION	10,189,411.99	192,374.27	102,584.68	9,966,512.95	222,899.04	.98
4901	ELECTIONS ADMINISTRATION	1,448,372.74	53,890.22	9,761.79	1,353,026.39	95,346.35	.93
4902	VOTER REGISTRATION	20,892.17	.00	.00	29,696.67	-8,804.50	1.42
TOTAL	ELECTIONS	1,469,264.91	53,890.22	9,761.79	1,382,723.06	86,541.85	.94
TOTAL	ELECTIONS	1,469,264.91	53,890.22	9,761.79	1,382,723.06	86,541.85	.94
509	BIDG CUSTODIAL SERVICES	3,331,541.74	84,481.18	29,995.72	3,180,213.60	151,328.14	.95
TOTAL	BIDG CUSTODIAL SERVICES	3,331,541.74	84,481.18	29,995.72	3,180,213.60	151,328.14	.95
510	BIDG MAINT/CONSTRUCTION	6,140,577.99	136,485.51	93,921.04	5,928,681.95	211,896.04	.97
TOTAL	BIDG MAINT/CONSTRUCTION	6,140,577.99	136,485.51	93,921.04	5,928,681.95	211,896.04	.97
5121	UTIL	66,869,164.79	2,530,140.51	4,802,017.33	66,725,137.50	144,027.29	1.00
TOTAL	UTIL	66,869,164.79	2,530,140.51	4,802,017.33	66,725,137.50	144,027.29	1.00

SELECTION CRITERIA: ALL

FUND - 110 - GENERAL FUND

ACCOUNT	TITLE	BUDGET	PERIOD EXPENDITURES	ENCUMBRANCES OUTSTANDING	YEAR TO DATE ENC + EXP	AVAILABLE BALANCE	YTD/ BUD
513	CONVENTION CENTER COMPLEX	1,281,705.99	51,527.69	17,125.84	1,236,425.45	45,280.54	.96
TOTAL	CONVENTION CENTER COMPLEX	1,281,705.99	51,527.69	17,125.84	1,236,425.45	45,280.54	.96
5131	FAIRGROUNDS	75,000.00	.00	.00	55,571.00	19,429.00	.74
TOTAL	FAIRGROUNDS	75,000.00	.00	.00	55,571.00	19,429.00	.74
TOTAL	FACILITIES	77,697,990.51	2,802,634.89	4,943,059.93	77,126,029.50	571,961.01	.99
630	MEDICAL HEALTH	90,000.00	.00	.00	90,000.00	.00	1.00
6303	FORENSIC SERVICES	2,077,490.57	35,254.92	36,685.73	1,868,323.55	209,167.02	.90
630313	FORENSICS DEPT ACER GRANT	40,110.50	.00	375.00	16,463.30	23,647.20	.41
TOTAL	MEDICAL HEALTH	2,207,601.07	35,254.92	37,060.73	1,974,786.85	232,814.22	.89
631	MENTAL HEALTH	261,525.00	.00	.00	214,278.00	47,247.00	.82
TOTAL	MENTAL HEALTH	261,525.00	.00	.00	214,278.00	47,247.00	.82
632	ENVIRONMENTAL HEALTH	2,202,754.27	47,233.68	6,732.10	2,132,533.42	70,220.85	.97
TOTAL	ENVIRONMENTAL HEALTH	2,202,754.27	47,233.68	6,732.10	2,132,533.42	70,220.85	.97
633	ANIMAL CONTROL	1,192,945.86	16,767.26	1,850.17	982,517.47	210,428.39	.82
TOTAL	ANIMAL CONTROL	1,192,945.86	16,767.26	1,850.17	982,517.47	210,428.39	.82
6331	ANIMAL SHELTER	3,952,380.05	80,586.89	30,778.46	3,752,615.26	199,764.79	.95
63311	ANIMAL SHELTER DONATIONS	147,339.32	16,791.66	3,500.00	37,340.65	109,998.67	.25
63314	ANIMAL SHELTER-PETCO HR2	127,163.00	.00	.00	127,163.00	.00	1.00
63315	ANIMAL SHELTER-PETCO 2018	89,418.52	.00	.00	86,079.84	3,338.68	.96
63316	ANIMAL SHELTER-2017MWW	1,386.94	.00	.00	1,386.94	.00	1.00
63317	PET RETENTION GRANT	20,000.00	.00	.00	1,120.36	18,879.64	.06
TOTAL	ANIMAL SHELTER	4,337,687.83	97,378.55	34,279.06	4,005,706.05	331,981.78	.92
640	CHILD WELFARE	132,099.54	1,370.88	890.20	72,315.12	59,784.42	.55
64011	CONCRETE SERVICES	3,128.00	.00	.00	.00	3,128.00	.00
64012	CONCRETE SERVICES 19-24	6,500.00	.00	.00	.00	6,500.00	.00
TOTAL	CHILD WELFARE	141,727.54	1,370.88	890.20	72,315.12	69,412.42	.51
641	WELFARE CONTRACT SERVICES	1,194,217.00	.00	.00	1,059,373.00	134,844.00	.89
TOTAL	WELFARE CONTRACT SERVICES	1,194,217.00	.00	.00	1,059,373.00	134,844.00	.89
64201	MCCD-COUNTY APPROPRIATION	950.00	.00	.00	417.35	532.65	.44
TOTAL	MCCD-COUNTY APPROPRIATION	950.00	.00	.00	417.35	532.65	.44
TOTAL	HEALTH AND WELFARE	11,539,408.57	198,005.29	80,812.26	10,441,927.26	1,097,481.31	.90
426	COUNTY COURT AT LAW #1	513,372.00	10,270.10	529.53	508,143.47	5,228.53	.99
TOTAL	COUNTY COURT AT LAW #1	513,372.00	10,270.10	529.53	508,143.47	5,228.53	.99
427	COUNTY COURT AT LAW #2	908,379.00	18,474.87	1,274.91	891,757.12	16,621.88	.98
TOTAL	COUNTY COURT AT LAW #2	908,379.00	18,474.87	1,274.91	891,757.12	16,621.88	.98
429	COUNTY COURT AT LAW #3	809,476.80	16,358.46	505.85	798,975.70	10,501.10	.99

10/14/19
ACCOUNTING PERIOD: 13/19

MONTGOMERY COUNTY, TEXAS
DEPT/DIV EXPENDITURE SUMMARY

PAGE 4

SELECTION CRITERIA: ALL

FUND - 110 - GENERAL FUND

ACCOUNT	TITLE	BUDGET	PERIOD EXPENDITURES	ENCUMBRANCES OUTSTANDING	YEAR TO DATE ENC + EXP	AVAILABLE BALANCE	YTD/ BUD
TOTAL	COUNTY COURT AT LAW #3	809,476.80	16,358.46	505.85	798,975.70	10,501.10	.99
430	COUNTY COURT AT LAW #4	526,069.77	10,459.58	1,173.56	520,962.34	5,107.43	.99
TOTAL	COUNTY COURT AT LAW #4	526,069.77	10,459.58	1,173.56	520,962.34	5,107.43	.99
431	COUNTY COURT AT LAW #5	511,268.00	10,381.80	46.60	496,993.08	14,274.92	.97
TOTAL	COUNTY COURT AT LAW #5	511,268.00	10,381.80	46.60	496,993.08	14,274.92	.97
4351	DISTRICT ATTORNEY	11,367,262.62	238,970.58	6,437.20	11,306,043.27	61,219.35	.99
43511	DA NO REFUSAL GRANT	196,654.87	7,752.74	281.25	195,942.73	712.14	1.00
435151	DA VICTIM COORD FY18	86,298.87	2,949.14	2,359.79	82,928.01	3,370.86	.96
43516	DA LAW ENFORCEMENT	.00	.00	.00	.00	.00	.00
435170	DA DVI FY18	.00	.00	.00	.00	-60.95	.00
435171	DA DVI FY19	95,595.17	471.57	.00	95,204.96	390.21	1.00
435172	DA DVI FY20	79,768.03	2,175.82	.00	8,232.63	71,535.40	.10
435180	SMART PROSECUTION INITI	365,229.00	2,590.62	20,987.43	173,484.75	191,744.25	.48
4354	D. A. STATE FUNDS	33,800.16	551.31	.00	27,193.23	6,606.93	.80
TOTAL	DISTRICT ATTORNEY	12,224,608.72	255,461.78	30,065.67	11,889,090.53	335,518.19	.97
43921	359TH-VTC/VTC 18-19	73,415.67	.00	.00	72,027.52	1,388.15	.98
43922	VETERANS TRNT CT 19-20	200,000.00	1,603.60	4,748.00	35,180.36	164,819.64	.18
TOTAL	359TH DISTRICT COURT	273,415.67	1,603.60	4,748.00	107,207.88	166,207.79	.39
440	DISTRICT CLERK	3,624,932.40	63,496.02	2,256.30	3,525,564.09	99,368.31	.97
TOTAL	DISTRICT CLERK	3,624,932.40	63,496.02	2,256.30	3,525,564.09	99,368.31	.97
4502	DIST CLERK-AG PYMT PROCES	5,040.22	.00	.00	5,040.22	.00	1.00
TOTAL	DIST CLERK-AG PYMT PROCES	5,040.22	.00	.00	5,040.22	.00	1.00
455	JUSTICE OF PEACE PCT 1	1,006,249.64	18,371.71	4,441.54	962,513.44	43,736.20	.96
TOTAL	JUSTICE OF PEACE PCT 1	1,006,249.64	18,371.71	4,441.54	962,513.44	43,736.20	.96
456	JUSTICE OF PEACE PCT 2	674,132.45	10,100.73	274.53	637,885.38	36,247.07	.95
TOTAL	JUSTICE OF PEACE PCT 2	674,132.45	10,100.73	274.53	637,885.38	36,247.07	.95
457	JUSTICE OF PEACE PCT 3	1,170,514.21	23,393.13	9,250.61	1,156,498.20	14,016.01	.99
4571	JP NO 3-TCTD CONTRACT	56,932.20	1,049.64	.00	56,965.67	-33.47	1.00
TOTAL	JUSTICE OF PEACE PCT 3	1,227,446.41	24,442.77	9,250.61	1,213,463.87	13,982.54	.99
458	JUSTICE OF PEACE PCT 4	1,053,330.00	32,607.82	459.00	1,030,447.63	28,882.37	.97
TOTAL	JUSTICE OF PEACE PCT 4	1,053,330.00	32,607.82	459.00	1,030,447.63	28,882.37	.97
459	JUSTICE OF PEACE PCT 5	609,603.00	10,225.46	223.17	597,517.05	12,085.95	.98
TOTAL	JUSTICE OF PEACE PCT 5	609,603.00	10,225.46	223.17	597,517.05	12,085.95	.98
50312	JUDICIAL TECHNOLOGY	887,883.64	15,178.68	216,015.10	885,552.15	2,331.49	1.00
TOTAL	INFORMATION TECHNOLOGY	887,883.64	15,178.68	216,015.10	885,552.15	2,331.49	1.00
TOTAL	JUDICIAL	24,861,207.72	497,433.38	271,264.37	24,071,113.95	790,093.77	.97

RUN DATE 10/14/19 TIME 08:54:39

- LIVE DATA BASE/COUNTY AUD

SELECTION CRITERIA: ALL

FUND - 110 - GENERAL FUND

ACCOUNT	TITLE	BUDGET	PERIOD EXPENDITURES	ENCUMBRANCES OUTSTANDING	YEAR TO DATE ENC + EXP	AVAILABLE BALANCE	YTD/ BUD
4751	COUNTY ATTORNEY	3,488,123.01	54,684.52	698.40	2,815,127.52	672,995.49	.81
47512	TITLE IV-E LEGAL SVCS	.00	11,735.34	.00	606,303.86	-606,303.86	.00
TOTAL	COUNTY ATTORNEY	3,488,123.01	66,419.86	698.40	3,421,431.38	66,691.63	.98
4754	CO ATTORNEY STATE FUNDS	70,000.00	397.20	.00	68,261.58	1,738.42	.98
TOTAL	COUNTY ATTORNEY	3,558,123.01	66,817.06	698.40	3,489,692.96	68,430.05	.98
4771	ALTERNATE DISPUTE RESIN	190,500.00	18,500.00	.00	172,948.00	17,552.00	.91
TOTAL	ALTERNATE DISPUTE RESIN	190,500.00	18,500.00	.00	172,948.00	17,552.00	.91
TOTAL	LEGAL SERVICES	3,748,623.01	85,317.06	698.40	3,662,640.96	85,982.05	.98
406	EMERGENCY MANAGEMENT	731,630.09	17,168.25	348.48	550,256.50	181,433.59	.75
TOTAL	EMERGENCY MANAGEMENT	731,630.09	17,168.25	348.48	550,256.50	181,433.59	.75
4066190	HSGP-RBG TEAM SUSTAINMENT	196,703.65	.00	.00	196,703.65	.00	1.00
TOTAL	HSGP-RBG TEAM SUSTAINMENT	196,703.65	.00	.00	196,703.65	.00	1.00
4066194	HSGP-BOC SUSTAINMENT	159,089.50	.00	.00	159,089.50	.00	1.00
TOTAL	HSGP-BOC SUSTAINMENT	159,089.50	.00	.00	159,089.50	.00	1.00
4066195	HSGP-PUBLIC SAFETY VIDEO	706,242.68	.00	.00	706,242.68	.00	1.00
TOTAL	HSGP-PUBLIC SAFETY VIDEO	706,242.68	.00	.00	706,242.68	.00	1.00
50310	LAW ENF TECHNOLOGY	3,163,270.67	.00	327,689.00	861,958.85	2,301,311.82	.27
TOTAL	INFORMATION TECHNOLOGY	3,163,270.67	.00	327,689.00	861,958.85	2,301,311.82	.27
5433	FIRE MARSHAL - INVESTIGAT	1,097,524.80	17,335.68	96,807.85	1,043,017.98	54,506.82	.95
5434	FIRE MARSHAL - INSPECTION	928,907.37	22,070.57	49,632.93	899,864.44	29,042.93	.97
TOTAL	FIRE MARSHAL	2,026,432.17	39,406.25	146,440.78	1,942,882.42	83,549.75	.96
5511	CONSTABLE PCT 1	4,325,040.27	76,772.09	435,928.64	4,290,902.70	34,137.57	.99
55112	CONSTABLE 1-SUBA SUB UNIT	270,406.00	10,656.32	.00	274,451.36	-4,045.36	1.01
55113	CONSTABLE 1-WISD SUB UNIT	585,476.00	11,924.97	.00	584,787.42	688.58	1.00
551131	CONST 1-WISD TRIUNACY SUBU	105,300.00	2,159.33	.00	105,284.49	15.51	1.00
55115	CONST PCT 1 SALE/COMM	54,047.79	.00	1,749.61	15,359.04	38,688.75	.28
TOTAL	CONSTABLE PCT 1	5,340,270.06	101,512.71	437,678.25	5,270,785.01	69,485.05	.99
55116	CONST1-ICE-HMIND SEC INVS	1,798.80	.00	.00	.00	1,798.80	.00
551161	CONST1-DEA-TACTI DIVERS TR	21,997.83	.00	.00	20,723.62	1,274.21	.94
551170	NRA TRAINING GRANT - FY19	3,220.50	.00	3,220.50	3,220.50	.00	1.00
TOTAL	CONSTABLE PCT 1	27,017.13	.00	3,220.50	23,944.12	3,073.01	.89
5521	CONSTABLE PCT 2	2,569,043.29	66,278.19	155,223.18	2,558,393.92	10,649.37	1.00
55215	CONST PCT 2 SALE/COMM	46,951.25	184.46	1,186.62	17,109.05	29,842.20	.36
TOTAL	CONSTABLE PCT 2	2,615,994.54	66,462.65	156,409.80	2,575,502.97	40,491.57	.98
5531	CONSTABLE PCT 3	4,434,690.71	70,202.68	450,721.51	4,347,579.02	87,111.69	.98
55312	CONSTABLE 3-RMUD SUB UNIT	715,343.08	12,677.69	2,391.08	676,625.37	38,717.71	.95

10/14/19
ACCOUNTING PERIOD: 13/19

MONTGOMERY COUNTY, TEXAS
DEPT/DIV EXPENDITURE SUMMARY

PAGE 6

SELECTION CRITERIA: ALL

FUND - 110 - GENERAL FUND

ACCOUNT	TITLE	BUDGET	PERIOD EXPENDITURES	ENCUMBRANCES OUTSTANDING	YEAR TO DATE ENC + EXP	AVAILABLE BALANCE	YTD/ BUD
55313	CON 3-TWNSH-INTERMT CRIME	92,642.83	1,974.38	.00	92,889.01	-246.18	1.00
55312	CONST 3 - ELEC DET K9	707.14	.00	.00	.00	707.14	.00
55314	CONSTABLE 3/MTD 94 UNIT	267,825.00	5,111.10	746.31	257,800.09	10,024.91	.96
55315	CONST PCT 3 SALE/COMM	25,233.57	.00	.00	584.04	24,649.53	.02
55316	CONSTABLE 3-SAFE HARBOR	134,610.00	3,613.25	326.13	182,948.50	1,661.50	.99
55317	TRAFFIC MGT SPEED TRAILER	9,977.00	.00	.00	9,977.00	.00	1.00
55318	CONSTABLE 3-SPRING CRK UD	442,435.53	9,891.02	2,025.49	426,283.55	16,151.98	.96
55319	CONSTABLE 3 - STEP IDM	12,588.72	.00	.00	12,467.29	121.43	.99
TOTAL	CONSTABLE PCT 3	6,186,053.58	103,470.12	456,210.52	6,007,153.87	178,899.71	.97
553135	CONST3-NRA GRANT FY18	.50	.00	.00	.00	.50	.00
553136	NRA TRAINING GRANT - FY19	3,670.80	.00	.00	.00	3,670.80	.00
TOTAL	CONSTABLE PCT 3	3,671.30	.00	.00	.00	3,671.30	.00
5541	CONSTABLE PCT 4	4,590,474.44	94,147.57	171,997.83	4,500,400.91	90,073.53	.98
55411	CONST 4-RIVERWALK POA	73,958.00	1,860.17	.00	72,170.79	1,787.21	.98
55415	CONST PCT 4 SALE/COMM	47,370.53	2,328.80	1,397.24	37,808.97	9,561.56	.80
55416	CONST PCT 4 MOCOINET	3,598.20	.00	.00	3,554.69	43.51	.99
TOTAL	CONSTABLE PCT 4	4,715,401.17	98,336.54	173,395.07	4,613,935.36	101,465.81	.98
554125	EMCID BODY CAMERAS FY18	4,800.00	.00	.00	4,800.00	.00	1.00
554126	EMCID-EMR RSP EQP	50,370.68	.00	1,570.00	50,370.68	.00	1.00
55418	CONST4-STEP IDM	12,491.40	.00	.00	11,297.53	1,193.87	.90
554190	NRA TRAINING GRANT - FY19	2,978.00	.00	.00	2,978.00	.00	1.00
TOTAL	CONSTABLE PCT 4	70,640.08	.00	1,570.00	69,446.21	1,193.87	.98
5551	CONSTABLE PCT 5	3,127,139.62	47,941.74	146,591.18	3,100,278.58	26,861.04	.99
55512	CONST 5-MAG ISD SUB UNIT	1,311,766.86	23,331.42	44,532.00	1,261,606.38	50,160.48	.96
55513	CONST 5-OPERATIONS DEPUTY	123,297.62	2,006.20	.00	106,112.51	17,185.11	.86
55515	CONST PCT 5 SALE/COMM	41,300.88	.00	.00	8,114.26	33,186.62	.20
TOTAL	CONSTABLE PCT 5	4,603,504.98	73,279.36	191,123.18	4,476,111.73	127,393.25	.97
55517	CONST 5 - AED GRANT	28,513.92	.00	28,513.92	28,513.92	.00	1.00
55518	STEP COMPREHENSIVE	15,099.05	.00	.00	13,650.89	1,448.16	.90
55519	STEP IDM	12,570.02	.00	.00	4,931.02	7,639.00	.39
TOTAL	CONSTABLE PCT 5	56,182.99	.00	28,513.92	47,095.83	9,087.16	.84
5601	SHERIFF	2,662,469.16	56,627.36	41,977.21	2,639,283.13	23,186.03	.99
56010	SHERIFF-ADMIN SERVICES	1,782,124.62	34,106.18	19,750.05	1,758,960.14	23,164.48	.99
560101	SHERIFF-IT MAINT SERVICES	.00	.00	.00	.00	.00	.00
560102	SHERIFF-FIN/IT SUPPORT	1,238,543.79	15,740.64	101,345.97	1,231,656.38	6,887.41	.99
56011	SHERIFF/ALARM DIVISION	244,521.62	4,049.16	.00	246,131.00	-1,609.38	1.01
560120	SHER-REAR TIME CRIME CTR	669,084.90	14,228.04	-756.70	664,974.77	4,110.13	.99
5601212	SHERIFF-PATROL EAST	9,796,650.89	224,075.71	16,328.82	9,833,876.21	-37,225.32	1.00
5601213	SHERIFF-PATROL WEST	6,274,854.97	127,483.72	22,177.16	6,246,089.44	28,765.53	1.00
5601214	SHERIFF-PATROL SOUTH	1,650,360.74	31,185.37	769.44	1,559,716.65	90,644.09	.95
5601222	SHERIFF/STEP IDM (DWIT)	12,686.68	.00	.00	8,378.89	4,307.79	.66
5601224	STEP COMPREHENSIVE	143,161.57	.00	.00	131,620.63	11,540.94	.92
56014050	AUTOTHEFT YR 24	7,272.97	.00	.00	.00	7,272.97	.00

RUN DATE 10/14/19 TIME 08:54:40

- LIVE DATA BASE/COUNTY AUD

SELECTION CRITERIA: ALL

FUND - 110 - GENERAL FUND

ACCOUNT	TITLE	BUDGET	PERIOD EXPENDITURES	ENCUMBRANCES OUTSTANDING	YEAR TO DATE ENC + EXP	AVAILABLE BALANCE	YTD/ BUD
TOTAL	SHERIFF/AUTO THEFT/YR24	7,272.97	.00	.00	.00	7,272.97	.00
56014060	AUTO THEFT YR 25	372,784.71	28,997.00	.00	339,398.43	34,386.28	.91
56014061	AUTO THEFT YR 25-GRIMES	65,086.83	.00	.00	64,104.66	982.17	.98
56014062	AUTO THEFT YR 25-WALKER	78,276.95	.00	.00	76,246.47	2,030.48	.97
56014063	AUTO THEFT YR 25-TXDOT MAT	36,437.48	.00	.00	36,437.48	.00	1.00
56014064	AUTO THEFT YR 25-NICB MATC	34,682.07	.00	.00	34,682.07	.00	1.00
TOTAL	SHERIFF/AUTO THEFT/YR25	587,268.04	28,997.00	.00	549,869.11	37,398.93	.94
56014070	AUTO THEFT YR 26	233,088.00	6,052.23	958.59	27,499.57	205,588.43	.12
56014071	AUTO THEFT YR 26-GRIMES	73,305.00	.00	.00	.00	73,305.00	.00
56014072	AUTO THEFT YR 26-WALKER	84,461.00	.00	.00	.00	84,461.00	.00
56014073	AUTO THEFT YR26-TXDOT MTC	39,750.00	.00	.00	.00	39,750.00	.00
56014074	AUTO THEFT YR26-NICB MATCH	40,532.00	.00	.00	.00	40,532.00	.00
TOTAL	SHERIFF/AUTO THEFT/YR 26	471,136.00	6,052.23	958.59	27,499.57	443,636.43	.06
56015015	SHERIFF-ORGANIZED CRIME	1,783,635.33	39,392.10	5,667.17	1,765,118.43	18,516.90	.93
56015016	SHERIFF/HOMELAND SECURITY	5,161,927.79	162,870.24	373,371.86	4,898,324.18	263,603.61	.95
56015033	NRA TRAINING GRANT - FY19	3,710.00	.00	.00	3,710.00	.00	1.00
56015113	US MARSHALS-JUE	100,732.80	4,717.92	.00	100,665.39	67.41	1.00
56015121	SO-ICB-HOMELAND SEC INVEST	21,585.60	.00	.00	21,537.74	47.86	1.00
56015129	SO-K9 DIVISION	3,598.00	.00	.00	2,392.35	1,205.65	.66
5601530	SO-OCDETF-BLUE LIGHT SPEC	3,597.60	.00	.00	1,317.81	2,279.79	.37
5601531	SO-OCDETF-MATL GANG SI	71,952.00	.00	.00	53,848.79	18,103.21	.75
5601532	SO-OCDETF-WIRED FOR SOUND	8,394.40	2,297.75	.00	7,061.01	1,333.39	.84
5601561	SHERIFF/AFIS FY17	2.00	.00	.00	.00	2.00	.00
5601591	SO/HPD-HTRA TASK FRC YR1	57,471.17	997.88	704.42	56,937.74	533.43	.99
5601592	SO/HSI HUMAN TRAFFICKING	2,399.00	.00	.00	2,106.87	292.13	.88
56016	SHERIFF-DISPATCH	3,180,107.27	55,676.15	.00	2,977,373.27	202,734.00	.94
560161	SHERIFF/9-1-1 SERVICES	1,323,040.00	22,122.66	.00	1,224,745.33	98,294.67	.93
560163	SHERIFF/MTG CTY RADIO SYS	1,531,483.16	117,050.70	.00	1,475,581.69	55,901.47	.96
5601635	S/O DISPATCH UPGRADES	72,723.68	.00	.00	64,606.68	8,117.00	.89
56017	S/O-HOMICIDE/VIOLENT CRM	3,047,695.96	75,886.37	3,705.24	3,063,908.94	-16,212.98	1.01
560171	SHERIFF/VEHICLE MAINT	7,371,486.72	98,547.01	2,613,726.08	7,353,284.14	18,202.58	1.00
5601711	SHERIFF-FACILITY MAINT	2,284,505.37	32,920.96	321,479.61	2,223,226.98	31,278.39	.99
5601712	SHERIFF - JAG FY17	48,443.00	.00	.00	48,443.00	.00	1.00
5601721	FY18 JAG - BODY CAMERAS	50,567.85	.00	.00	50,567.85	.00	1.00
5601730	SHERIFF/MOCONET	10,194.00	.00	.00	10,178.90	15.10	1.00
5601741	SHERIFF/HIDTA MOCONET YR8	.00	.00	.00	.00	.00	.00
56018	SHERIFF/ACADEMY	3,631,412.54	50,697.96	77,054.88	3,046,941.58	584,470.96	.84
56019	SHERIFF/CRIME LAB	1,904,937.31	35,629.63	21,537.99	1,852,017.62	52,919.69	.97
56022	WALDEN SUB-UNIT	156,739.78	2,645.12	.00	150,790.81	5,948.97	.96
56023	TOWN CENTER SUB-UNIT	10,547,281.81	180,547.05	693,954.59	10,222,473.64	320,808.17	.97
560231	TOWN CENTER - SAFE HARBOR	92,086.40	1,805.89	.00	90,389.03	1,697.37	.98
56024	SHERIFF/WESTWOOD MAG ID	408,350.29	5,893.09	803.57	304,945.70	103,404.59	.75
56025	SOUTH MONT CNTY MUD	662,332.00	13,367.65	68,980.71	572,670.67	89,661.33	.86
56027	SHERIFF MUD 113	308,334.75	4,104.54	845.17	222,052.12	86,282.63	.72
56080101	MDS	42,582.40	1,251.00	575.00	29,787.63	12,794.77	.70
56080102	MOCONET	127,002.45	.00	21,254.77	120,570.31	6,432.14	.95

SELECTION CRITERIA: ALL

FUND - 110 - GENERAL FUND

ACCOUNT	TITLE	BUDGET	PERIOD EXPENDITURES	ENCUMBRANCES OUTSTANDING	YEAR TO DATE ENC + EXP	AVAILABLE BALANCE	YTD/ BYD
TOTAL	HIDTA YEAR 9	169,584.85	1,251.00	21,829.77	150,357.94	19,226.91	.89
56080201	MDS	40,656.01	.00	.00	.00	40,656.01	.00
56080202	MOONNET	47,656.01	.00	.00	.00	47,656.01	.00
TOTAL	HIDTA YEAR 10	88,312.02	.00	.00	.00	88,312.02	.00
TOTAL	HIDTA	257,896.87	1,251.00	21,829.77	150,357.94	107,538.93	.58
TOTAL	SHERIFF	69,614,760.40	1,450,967.08	4,439,277.77	66,915,632.11	2,699,128.29	.96
5601614	SHERIFF - SAVNS	26,167.88	.00	.00	26,167.88	.00	1.00
TOTAL	SHERIFF	26,167.88	.00	.00	26,167.88	.00	1.00
5711	JUVENILE PROBATION-ADM	2,094,047.10	47,580.33	.00	1,868,261.85	225,785.25	.89
57111	JUV PROBATION-DEFENTION	3,652,306.86	63,346.17	3,405.23	3,476,735.64	175,571.22	.95
5711133	JUV PROBATION-NSLP 18-19	47,188.80	.00	.00	46,684.80	504.00	.99
5711134	JUV PROBATION-NSLP 19-20	22,503.93	.00	2,937.60	16,219.20	6,284.73	.72
571115	HGAC-JUV MH SERVICES FY19	18,500.00	.00	.00	18,500.00	.00	1.00
5711529	JUAP SUPPLEMENTAL-GRANT W	26,722.00	.00	.00	.00	26,722.00	.00
TOTAL	JUVENILE PROBATION	5,861,268.69	110,926.50	6,342.83	5,426,401.49	434,867.20	.93
572	ADULT PROBATION	9,200.00	.00	.00	7,591.57	1,608.43	.83
5721	ADULT PROBATION	21,123.00	.00	.00	20,025.24	1,097.76	.95
57211	ADULT PROB/BOND SUPERVISIT	640,900.00	.00	.00	31,825.44	609,074.56	.05
57221	ADULT PROBATION SUPERVISIT	5,332,017.30	8,550.00	.00	1,860,272.33	3,471,744.97	.35
57251	ADULT PROB/COMMUNITY CORRC	1,152,284.61	.00	.00	384,916.42	767,368.19	.33
57271	ADULT PROB/MENTAL IMPAIR	205,217.19	.00	.00	78,461.17	126,756.02	.38
57273	MENTAL HEALTH COURT SERV	349,786.43	.00	1,015.45	334,499.18	15,287.25	.96
57281	IN-HOUSE COUNSELOR	97,250.46	.00	.00	31,128.88	66,121.58	.32
57291	PRE-TRIAL DIVERSION	201,567.75	.00	.00	67,795.69	133,772.06	.34
TOTAL	ADULT PROBATION	8,009,346.74	8,550.00	1,149.63	2,816,515.92	5,192,830.82	.35
573	DEPT PUBLIC SAFETY	119,718.00	2,209.61	.00	119,409.14	308.86	1.00
TOTAL	DEPT PUBLIC SAFETY	119,718.00	2,209.61	.00	119,409.14	308.86	1.00
TOTAL	PUBLIC SAFETY	114,233,426.30	2,072,289.07	6,369,369.73	102,805,235.24	11,428,191.06	.90
6291	AIRPORT MAINTENANCE	773,054.68	30,657.59	9,214.32	744,892.80	28,161.88	.96
629141	CUSTOMS OPERATIONS	210,109.92	.00	.00	161,427.10	48,682.82	.77
TOTAL	CUSTOMS	210,109.92	.00	.00	161,427.10	48,682.82	.77
62915	AIRPORT RESC/FIREFIGHTING	9,400.00	.00	1,193.50	5,789.04	3,610.96	.62
TOTAL	AIRPORT	992,564.60	30,657.59	10,407.82	912,108.94	80,455.66	.92
TOTAL	PUBLIC TRANSPORTATION	992,564.60	30,657.59	10,407.82	912,108.94	80,455.66	.92
685	CONTINGENCY	784,414.21	.00	.00	.00	784,414.21	.00
TOTAL	CONTINGENCY	784,414.21	.00	.00	.00	784,414.21	.00

10/14/19

ACCOUNTING PERIOD: 13/19

SELECTION CRITERIA: ALL

FUND - 110 - GENERAL FUND

MONTGOMERY COUNTY, TEXAS
DEPT/DIV EXPENDITURE SUMMARY

PAGE 9

ACCOUNT	- - - - TITLE - - - -	BUDGET	PERIOD EXPENDITURES	ENCUMBRANCES OUTSTANDING	YEAR TO DATE ENC + EXP	AVAILABLE BALANCE	YTD/ BUD
TOTAL	MISCELLANEOUS	784,414.21	.00	.00	.00	784,414.21	.00
TOTAL	GENERAL FUND	293,503,706.74	6,687,302.00	15,561,102.19	279,189,792.61	14,313,914.13	.95

10/14/19
ACCOUNTING PERIOD: 13/19

MONTGOMERY COUNTY, TEXAS
DEPT/DIV EXPENDITURE SUMMARY

PAGE 10

SELECTION CRITERIA: ALL

FUND - 211 - ATTY ADMINISTRATION

ACCOUNT	----- TITLE -----	BUDGET	PERIOD EXPENDITURES	ENCUMBRANCES OUTSTANDING	YEAR TO DATE ENC + EXP	AVAILABLE BALANCE	YTD/ EUD
4352	D A HOT CHECKS	625.00	.00	.00	.00	625.00	.00
TOTAL	DISTRICT ATTORNEY	625.00	.00	.00	.00	625.00	.00
4752	CTY ATTY WORTHLESS CHECKS	41,350.00	595.83	.00	31,707.06	9,642.94	.77
TOTAL	COUNTY ATTORNEY	41,350.00	595.83	.00	31,707.06	9,642.94	.77
TOTAL	GENERAL ADMINISTRATION	41,975.00	595.83	.00	31,707.06	10,267.94	.76
TOTAL	ATTY ADMINISTRATION	41,975.00	595.83	.00	31,707.06	10,267.94	.76

10/14/19
ACCOUNTING PERIOD: 13/19

MONTGOMERY COUNTY, TEXAS
DEPT/DIV EXPENDITURE SUMMARY

PAGE 11

SELECTION CRITERIA: ALL

FUND - 212 - FORFEITURES

ACCOUNT	TITLE	BUDGET	PERIOD EXPENDITURES	ENCUMBRANCES OUTSTANDING	YEAR TO DATE ENC + EXP	AVAILABLE BALANCE	YTD/ BUD
4353	D A FORFEITURES	849,528.27	11,701.72	18.00	604,212.21	245,316.06	.71
TOTAL	DISTRICT ATTORNEY	849,528.27	11,701.72	18.00	604,212.21	245,316.06	.71
5513	CONSTABLE #1-FORFEITURES	2,000.00	.00	.00	812.00	1,188.00	.41
TOTAL	CONSTABLE PCT 1	2,000.00	.00	.00	812.00	1,188.00	.41
5522	CONSTBL 2 STATE FORFEITURE	6,600.00	.00	.00	4,129.98	2,470.02	.63
TOTAL	CONSTABLE PCT 2	6,600.00	.00	.00	4,129.98	2,470.02	.63
5532	CONSTBL # 3 FORFEITURES	13,000.00	.00	.00	2,339.91	10,660.09	.18
TOTAL	CONSTABLE PCT 3	13,000.00	.00	.00	2,339.91	10,660.09	.18
5542	CONSTBL # 4 FORFEITURES	55,000.00	.00	.00	28,618.71	26,381.29	.52
TOTAL	CONSTABLE PCT 4	55,000.00	.00	.00	28,618.71	26,381.29	.52
5552	CONSTABLE PCT 5-FORFEITUR	103,713.00	.00	.00	83,813.19	19,899.81	.81
TOTAL	CONSTABLE PCT 5	103,713.00	.00	.00	83,813.19	19,899.81	.81
5604	SHERIFF FORFEITURES	473,115.48	8,176.40	-105.90	242,132.05	230,983.43	.51
5604731	SHER MOCONET FORFEITURES	550,000.00	.00	.00	506,801.21	43,198.79	.92
5606	SHERIFF FED FORF	650,000.00	15,461.00	25,205.39	195,001.24	454,998.76	.30
TOTAL	SHERIFF	1,673,115.48	23,637.40	25,099.49	943,934.50	729,180.98	.56
TOTAL	PUBLIC SAFETY	2,702,956.75	35,339.12	25,117.49	1,667,860.50	1,035,096.25	.62
TOTAL	FORFEITURES	2,702,956.75	35,339.12	25,117.49	1,667,860.50	1,035,096.25	.62

10/14/19
ACCOUNTING PERIOD: 13/19

MONTGOMERY COUNTY, TEXAS
DEPT/DIV EXPENDITURE SUMMARY

PAGE 12

SELECTION CRITERIA: ALL

FUND - 214 - FEMA DISASTER GRANTS

ACCOUNT	TITLE	BUDGET	PERIOD EXPENDITURES	ENCUMBRANCES OUTSTANDING	YEAR TO DATE ENC + EXP	AVAILABLE BALANCE	YTD/ BUD
40680	FY16 FLOOD MITIG ASSIST	8,776,842.80	.00	396,301.11	432,363.00	8,344,479.80	.05
TOTAL	MITIGATION PROJECTS	8,776,842.80	.00	396,301.11	432,363.00	8,344,479.80	.05
TOTAL	EMERGENCY MANAGEMENT	8,776,842.80	.00	396,301.11	432,363.00	8,344,479.80	.05
64922	CAT-C-ROAD & BRIDGE PW	8,320.15	.00	.00	.00	8,320.15	.00
TOTAL	FEMA-DR-4269-TX	8,320.15	.00	.00	.00	8,320.15	.00
64950	HMG2 ADMINISTRATION	75,000.00	.00	.00	64,581.66	10,418.34	.86
TOTAL	HARVEY MITIGATION PROJECT	75,000.00	.00	.00	64,581.66	10,418.34	.86
TOTAL	FLOOD MITIGATION PROGRAMS	83,320.15	.00	.00	64,581.66	18,738.49	.78
TOTAL	HEALTH AND WELFARE	8,860,162.95	.00	396,301.11	496,944.66	8,363,218.29	.06
TOTAL	FEMA DISASTER GRANTS	8,860,162.95	.00	396,301.11	496,944.66	8,363,218.29	.06

RUN DATE 10/14/19 TIME 08:54:40

- LIVE DATA BASE/COUNTY AUD

SELECTION CRITERIA: ALL

FUND - 215 - JURY

ACCOUNT	TITLE	BUDGET	PERIOD EXPENDITURES	ENCUMBRANCES OUTSTANDING	YEAR TO DATE ENC + EXP	AVAILABLE BALANCE	YTD/ BUD
2	SPECIAL REVENUE FUNDS	80,734.03	.00	.00	.00	80,734.03	.00
TOTAL	SPECIAL REVENUE FUNDS	80,734.03	.00	.00	.00	80,734.03	.00
TOTAL	SPECIAL REVENUE FUNDS	80,734.03	.00	.00	.00	80,734.03	.00
434	9TH DISTRICT COURT	350,526.00	6,833.11	985.00	338,905.68	11,620.32	.97
TOTAL	9TH DISTRICT COURT	350,526.00	6,833.11	985.00	338,905.68	11,620.32	.97
436	410th DISTRICT COURT	477,703.73	9,549.55	.00	470,570.96	7,132.77	.99
TOTAL	410th DISTRICT COURT	477,703.73	9,549.55	.00	470,570.96	7,132.77	.99
437	221ST DISTRICT COURT	348,274.00	6,740.88	601.58	341,546.95	6,727.05	.98
TOTAL	221ST DISTRICT COURT	348,274.00	6,740.88	601.58	341,546.95	6,727.05	.98
438	284TH DISTRICT COURT	615,521.19	13,336.96	.00	606,389.61	9,131.58	.99
4381	284TH D C-2ND REGION CONT	110,859.00	2,221.08	.00	108,099.94	2,759.06	.98
TOTAL	284TH DISTRICT COURT	726,380.19	15,558.04	.00	714,489.55	11,890.64	.98
439	359TH DISTRICT COURT	338,020.36	8,263.20	40.05	392,200.00	5,820.36	.99
TOTAL	359TH DISTRICT COURT	338,020.36	8,263.20	40.05	392,200.00	5,820.36	.99
441	418TH DISTRICT COURT	630,473.57	13,276.52	.00	604,046.10	26,427.47	.96
TOTAL	418TH DISTRICT COURT	630,473.57	13,276.52	.00	604,046.10	26,427.47	.96
442	435TH DISTRICT COURT	364,508.00	6,807.54	230.97	346,155.95	18,352.05	.95
TOTAL	435TH DISTRICT COURT	364,508.00	6,807.54	230.97	346,155.95	18,352.05	.95
465	COURT OPERATIONS	8,148,986.42	4,789.66	675.59	509,582.88	7,639,403.54	.06
465426	CRIM INDIGENT DEF CCL #1	.00	18,644.00	.00	370,320.18	-370,320.18	.00
4654261	CIVIL INDIG DEF CCL #1	.00	.00	.00	10,299.12	-10,299.12	.00
4654271	CIVIL INDIG DEF CCL #2	.00	87.50	.00	14,817.51	-14,817.51	.00
465429	CRIM INDIGENT DEF CCL #3	.00	.00	.00	9,388.79	-9,388.79	.00
4654291	CIVIL INDIG DEF CCL #3	.00	58.35	.00	448,998.66	-448,998.66	.00
465430	CRIM INDIGENT DEF CCL #4	.00	6,566.67	.00	679,416.70	-679,416.70	.00
4654301	CIVIL INDIG DEF CCL #4	.00	.00	.00	16,882.49	-16,882.49	.00
465431	CRIM INDIGENT DEF CCL #5	.00	22,957.50	.00	387,848.31	-387,848.31	.00
465431	CRIM INDIGENT DEF 9TH DC	.00	545.83	.00	1,056,960.25	-1,056,960.25	.00
4654341	CIVIL INDIG DEF 9TH DC	.00	.00	.00	3,350.00	-3,350.00	.00
4654341	CRIM INDIG DEF 410TH DC	.00	.00	.00	211,121.17	-211,121.17	.00
465436	CIVIL INDIG DEF 410TH DC	.00	50.00	.00	326,818.30	-326,818.30	.00
465437	CRIM INDIG DEF 221ST DC	.00	1,870.83	.00	2,250.00	-2,250.00	.00
4654371	CIVIL INDIG DEF 221ST DC	.00	.00	.00	5,403.62	-5,403.62	.00
465438	CRIM INDIG DEF 284TH DC	.00	972.54	.00	5,597.50	-5,597.50	.00
4654381	CIVIL INDIG DEF 284TH DC	.00	.00	.00	1,139,087.92	-1,139,087.92	.00
465439	CRIM INDIG DEF 359TH DC	.00	12,151.17	.00	3,662.00	-3,662.00	.00
4654391	CIVIL INDIG DEF 359TH DC	.00	.00	.00	300.00	-300.00	.00
465441	CRIM INDIG DEF 418TH DC	.00	1,283.33	.00	549,495.07	-549,495.07	.00
4654411	CIVIL INDIG DEF 418TH DC	.00	4,595.82	.00	1,192,529.42	-1,192,529.42	.00
465442	CRIM INDIG DEF 435TH DC	.00		.00			.00

10/14/19
ACCOUNTING PERIOD: 13/19

MONTGOMERY COUNTY, TEXAS
DEPT/DIV EXPENDITURE SUMMARY

PAGE 14

SELECTION CRITERIA: ALL

FUND - 215 - JURY

ACCOUNT	-----	TIME	-----	BUDGET	PERIOD EXPENDITURES	ENCUMBRANCES OUTSTANDING	YEAR TO DATE ENC + EXP	AVAILABLE BALANCE	YTD/ BUD
TOTAL	INDIGENT DEFENSE EXPENSE			.00	69,783.54	10,768.00	7,631,591.79	-7,631,591.79	.00
TOTAL	COURT OPERATIONS			8,148,986.42	74,573.20	11,443.59	8,141,174.67	7,811.75	1.00
46501	INDIGENT DEFENSE			215,253.29	4,503.79	.00	215,640.40	-387.11	1.00
TOTAL	INDIGENT DEFENSE			215,253.29	4,503.79	.00	215,640.40	-387.11	1.00
4652	DRUG COURT			666,594.00	14,588.68	15,677.26	660,902.88	5,691.12	.99
TOTAL	DRUG COURT			666,594.00	14,588.68	15,677.26	660,902.88	5,691.12	.99
46521	DRUG COURT-DWI COURT			309,593.00	7,217.75	10,598.94	290,081.03	19,511.97	.94
TOTAL	DRUG COURT-DWI COURT			309,593.00	7,217.75	10,598.94	290,081.03	19,511.97	.94
4659	OFFICE OF COURT ADMIN			436,754.07	9,209.40	.00	430,432.54	6,321.53	.99
TOTAL	OFFICE OF COURT ADMIN			436,754.07	9,209.40	.00	430,432.54	6,321.53	.99
TOTAL	JUDICIAL			13,073,066.63	177,121.66	39,637.39	12,946,146.71	126,919.92	.99
TOTAL	JURY			13,153,800.66	177,121.66	39,637.39	12,946,146.71	207,653.95	.98

RUN DATE 10/14/19 TIME 08:54:40

- LIVE DATA BASE/COUNTY AUD

10/14/19
ACCOUNTING PERIOD: 13/19

MONTGOMERY COUNTY, TEXAS
DEPT/DIV EXPENDITURE SUMMARY

SELECTION CRITERIA: ALL

FUND - 216 - ROAD AND BRIDGE

ACCOUNT	TITLE	BUDGET	PERIOD EXPENDITURES	ENCUMBRANCES OUTSTANDING	YEAR TO DATE ENC + EXP	AVAILABLE BALANCE	YTD/ BUD
2	SPECIAL REVENUE FUNDS	814,423.27	.00	.00	.00	814,423.27	.00
TOTAL	SPECIAL REVENUE FUNDS	814,423.27	.00	.00	.00	814,423.27	.00
TOTAL	SPECIAL REVENUE FUNDS	814,423.27	.00	.00	.00	814,423.27	.00
6122	RECYCLE STATION-PCT 1	317,472.31	8,479.59	382.00	291,251.40	26,220.91	.92
TOTAL	COMMISSIONER PCT 1	317,472.31	8,479.59	382.00	291,251.40	26,220.91	.92
6142	RECYCLE STATION-PCT 3	893,938.99	37,070.15	733.66	867,616.41	26,322.58	.97
TOTAL	COMMISSIONER PCT 3	893,938.99	37,070.15	733.66	867,616.41	26,322.58	.97
TOTAL	CONSERVATION	1,211,411.30	45,549.74	1,115.66	1,158,867.81	52,543.49	.96
61380	MONT CO PCT2 PARKS	277,327.14	1,808.61	.00	201,402.02	75,925.12	.73
TOTAL	PCT 2 FACILITIES	277,327.14	1,808.61	.00	201,402.02	75,925.12	.73
TOTAL	COMMISSIONER PCT 2	277,327.14	1,808.61	.00	201,402.02	75,925.12	.73
61480	SOUTH COUNTY COMM CENTER	282,282.75	3,987.31	.01	181,833.66	100,449.09	.64
61481	ROBINSON RD COMM CENTER	5,000.00	30.00	.00	360.00	4,640.00	.07
61482	OKLAHOMA COMM CENTER	5,000.00	30.00	.00	2,045.55	2,954.45	.41
61485	SPRING CREEK GREENWAY N.C	1,081,384.32	10,746.48	9,086.65	439,527.97	641,856.35	.41
5533	GREENWAY SECURITY	.00	2,612.17	.00	60,124.48	-60,124.48	.00
TOTAL	SPRING CREEK GREENWAY N.C	1,081,384.32	13,358.65	9,086.65	499,652.45	581,731.87	.46
TOTAL	PCT 3 PARKS AND COMM CEN	1,373,667.07	17,405.96	9,086.64	683,891.66	689,775.41	.50
TOTAL	COMMISSIONER PCT 3	1,373,667.07	17,405.96	9,086.64	683,891.66	689,775.41	.50
61580	EAST MC SENIOR CENTER	25,725.00	103.24	2,263.22	14,004.08	11,720.92	.54
61582	MONT CO PCT 4 PARKS	171,430.56	388.87	3,276.45	152,476.14	18,954.42	.89
TOTAL	PCT 4 PARKS AND COMM CEN	197,155.56	492.11	5,539.67	166,480.22	30,675.34	.84
TOTAL	COMMISSIONER PCT 4	197,155.56	492.11	5,539.67	166,480.22	30,675.34	.84
TOTAL	FACILITIES	1,848,149.77	19,706.68	14,626.31	1,051,773.90	796,375.87	.57
61432	VECTOR CONTROL GRANT	237,955.00	.00	7,365.00	165,570.20	72,384.80	.70
TOTAL	COMMISSIONER PCT 3	237,955.00	.00	7,365.00	165,570.20	72,384.80	.70
TOTAL	HEALTH AND WELFARE	237,955.00	.00	7,365.00	165,570.20	72,384.80	.70
600	COUNTY ENGINEER	1,920,464.99	34,003.40	70.07	1,845,242.78	75,222.21	.96
TOTAL	COUNTY ENGINEER	1,920,464.99	34,003.40	70.07	1,845,242.78	75,222.21	.96
612	COMMISSIONER PCT 1	11,041,896.86	122,058.46	467,280.03	8,968,119.10	2,073,777.76	.81
61202	COMMR PCT 1-LKDOT REIMS	2,892.08	.00	.00	.00	2,892.08	.00
6121	COMMR PCT 1 - LAKE PARK	377,076.00	5,461.40	4,170.00	281,965.49	95,110.51	.75
TOTAL	COMMISSIONER PCT 1	11,421,864.94	127,519.86	471,450.03	9,250,084.59	2,171,780.35	.81

SELECTION CRITERIA: ALL

FUND - 216 - ROAD AND BRIDGE

ACCOUNT	TITLE	BUDGET	PERIOD EXPENDITURES	ENCUMBRANCES OUTSTANDING	YEAR TO DATE ENC + EXP	AVAILABLE BALANCE	YTD/ BUD
6120	COMMR PCT 1-SUSPENSE	60,911.87	.00	.00	.00	60,911.87	.00
TOTAL	COMMR PCT 1-SUSPENSE	60,911.87	.00	.00	.00	60,911.87	.00
613	COMMISSIONER PCT 2	9,789,399.80	196,264.60	585,352.88	8,850,976.37	938,423.43	.90
61302	COMMR PCT 2-TxDOT RETMB	22,254.58	.00	.00	.00	22,254.58	.00
TOTAL	COMMISSIONER PCT 2	9,811,654.38	196,264.60	585,352.88	8,850,976.37	960,678.01	.90
6130	COMMR PCT 2-SUSPENSE	571,262.74	.00	.00	.00	571,262.74	.00
TOTAL	COMMR PCT 2-SUSPENSE	571,262.74	.00	.00	.00	571,262.74	.00
61301	COMMR PCT 2-SUPRA PROJECT	2,482.00	.00	.00	1,450.00	1,032.00	.58
TOTAL	COMMR PCT 2-SUPRA PROJECT	2,482.00	.00	.00	1,450.00	1,032.00	.58
614	COMMISSIONER PCT 3	10,478,975.03	138,115.72	661,921.81	5,321,861.76	5,157,113.27	.51
6147	TRAFFIC OPERATIONS	2,235,854.67	30,121.99	180,888.52	2,124,792.88	111,061.79	.95
TOTAL	COMMISSIONER PCT 3	12,714,829.70	168,237.71	842,810.33	7,446,654.64	5,268,175.06	.59
615	COMMISSIONER PCT 4	10,378,658.87	259,291.38	451,754.54	8,526,275.75	1,852,383.12	.82
61502	COMMR PCT 4-TxDOT RETMB	316.00	.00	.00	.00	316.00	.00
TOTAL	COMMISSIONER PCT 4	10,378,974.87	259,291.38	451,754.54	8,526,275.75	1,852,699.12	.82
6150	COMMR PCT 4-SUSPENSE	1,675,233.82	.00	.00	296,660.82	1,378,573.00	.18
TOTAL	COMMR PCT 4-SUSPENSE	1,675,233.82	.00	.00	296,660.82	1,378,573.00	.18
TOTAL	PUBLIC TRANSPORTATION	48,557,679.31	785,316.95	2,351,437.85	36,217,344.95	12,340,334.36	.75
TOTAL	ROAD AND BRIDGE	52,669,618.65	850,573.37	2,374,544.82	38,593,556.86	14,076,061.79	.73

SELECTION CRITERIA: ALL

FUND - 217 - SHERIFF COMMISSARY

ACCOUNT	TITLE	BUDGET	PERIOD EXPENDITURES	ENCUMBRANCES OUTSTANDING	YEAR TO DATE ENC + EXP	AVAILABLE BALANCE	YTD/ BUD
5122	SHERIFF COMMISSARY	1,658,639.00	.00	.00	885,133.53	773,505.47	.53
51221	SHERIFF COMMISSARY STAFF	231,514.52	3,000.81	.00	96,500.24	135,014.28	.42
TOTAL	JAIL	1,890,153.52	3,000.81	.00	981,633.77	908,519.75	.52
TOTAL	PUBLIC SAFETY	1,890,153.52	3,000.81	.00	981,633.77	908,519.75	.52
TOTAL	SHERIFF COMMISSARY	1,890,153.52	3,000.81	.00	981,633.77	908,519.75	.52

SELECTION CRITERIA: ALL

FUND - 218 - MEMORIAL LIBRARY - SPECIA

ACCOUNT	TITLE	BUDGET	PERIOD EXPENDITURES	ENCUMBRANCES OUTSTANDING	YEAR TO DATE ENC + EXP	AVAILABLE BALANCE	YTD/ BUD
65117	MEMORIAL GIFT GENERAL	222,419.23	67,180.34	3,451.49	173,876.14	48,543.09	.78
65118	GENEALOGY GIFT/RONALD JAC	40,115.85	.00	.00	16,362.93	23,752.92	.41
TOTAL	MEMORIAL LIBRARY	262,535.08	67,180.34	3,451.49	190,239.07	72,296.01	.72
TOTAL	CULTURE AND RECREATION	262,535.08	67,180.34	3,451.49	190,239.07	72,296.01	.72
TOTAL	MEMORIAL LIBRARY - SPECIA	262,535.08	67,180.34	3,451.49	190,239.07	72,296.01	.72

SELECTION CRITERIA: ALL

FUND - 219 - COMMUNITY DEVELOPMENT

ACCOUNT	TITLE	BUDGET	PERIOD EXPENDITURES	ENCUMBRANCES OUTSTANDING	YEAR TO DATE ENC + EXP	AVAILABLE BALANCE	YTD/ BUD
615320	ALLEN DALE PROJECT	1,486,593.00	.00	.00	612.00	1,485,981.00	.00
615321	RIVER OAKS PROJECT	1,307,618.00	.00	.00	.00	1,307,618.00	.00
615322	CONTINGENCY PROJECT	253,593.00	.00	.00	.00	253,593.00	.00
TOTAL	16 FLOODS/CDBG DR INFRAST	3,047,804.00	.00	.00	612.00	3,047,192.00	.00
TOTAL	COMMISSIONER PCT 4	3,047,804.00	.00	.00	612.00	3,047,192.00	.00
642022	CDBG YR 20 HOUSING REHAB	267,682.90	.00	.00	42,528.05	225,154.75	.16
642025	CDBG YR 20 MCYS	1,990,500.00	.00	1,926,985.80	1,927,915.80	62,584.20	.97
TOTAL	CDBG - YEAR 20	2,258,182.80	.00	1,926,985.80	1,970,443.85	287,738.95	.87
642030	CDBG YR 21 ADMIN	519,596.00	12,191.44	.00	483,910.98	35,685.02	.93
642031	CDBG YR 21 SOCIAL SERVICE	385,697.00	.00	.00	338,327.84	51,369.16	.87
642032	CDBG YR 21 BLDG IS/PURCH	385,977.08	.00	.00	385,977.08	.00	1.00
642034	CDBG YR21 SALIAS PK EXPRN	1,000,000.00	.00	10,500.00	10,500.00	989,500.00	.01
642035	CDBG YR21 HABITAT HSG RHAB	100,000.00	.00	.00	.00	100,000.00	.00
642036	CDBG YR21 MAG COMM CTR EX	75,000.00	.00	70,000.00	70,000.00	5,000.00	.93
642037	CDBG YR21 E MAG COMM CTR	68,000.00	.00	.00	.00	68,000.00	.00
642038	CDBG YR21 HSING RHAB MCCD	59,713.92	.00	.00	.00	59,713.92	.00
TOTAL	CDBG YEAR 21	2,597,984.00	12,191.44	80,500.00	1,288,715.90	1,309,268.10	.50
642612	WILLIS BLDG-PROG INC	32,405.86	.00	.00	32,405.86	.00	1.00
6426121	LONESTAR BLDG-PROG INC	26,729.42	.00	.00	26,729.42	.00	1.00
642613	MAGNOLIA BLDG-PROG INC	9,503.92	.00	.00	9,503.92	.00	1.00
6426132	MAGNOLIA CLINIC-PROG INC	16,998.88	.00	.00	16,998.88	.00	1.00
642615	SPLENDORA BLDG-PROG INC	39,208.03	.00	.00	39,208.03	.00	1.00
64295	CDBG/\$1,956,872 - YEAR 15	3,529.85	.00	.00	.00	3,529.85	.00
64296	CDBG/\$2,118,292 - YEAR 16	10,450.44	.00	.00	10,251.61	198.83	.98
642974	CDBG YR 17 HOUSING DEMO	8,973.98	.00	.00	8,933.40	40.58	1.00
642975	CDBG YR 17 HOUSING REHAB	14,436.54	.00	.00	14,436.54	.00	1.00
642977	CDBG YR 17 HC DAY CENTER	38,882.54	.00	.00	.00	38,882.54	.00
TOTAL	CDBG/\$2,244,177 - YEAR 17	62,293.06	.00	.00	23,369.94	38,923.12	.38
6429801	CDBG YR 18-MCYS	398,750.00	.00	276,610.74	398,750.00	.00	1.00
642986	CDBG YR 18 HOUSING DEMO	84,318.86	526.86	.00	36,122.14	48,196.72	.43
642988	CDBG YR 18 HOUSING REHAB	68,056.00	.00	981.70	66,056.00	48,196.72	1.00
642989	CDBG YR 18 HOMELESS EPFOW	10,149.96	.00	63,140.18	4,987.00	5,162.96	.49
TOTAL	CDBG/\$2,172,630 - YEAR 18	559,274.82	526.86	340,732.62	505,915.14	53,359.68	.90
642992	CDBG YR 19 DEMOLITION	50,000.00	.00	.00	.00	50,000.00	.00
642993	CDBG YR 19 HOUSING REHAB	104,176.08	.00	25,941.30	43,681.83	60,494.25	.42
642996	CDBG YR 19 NEW DAVITILE	154,545.00	.00	82,586.80	154,360.00	185.00	1.00
TOTAL	CDBG/\$2,301,631 - YEAR 19	308,721.08	.00	108,528.10	198,041.83	110,679.25	.64
6440400	HESG YR 5 - ADMIN	27.57	.00	.00	.00	27.57	.00
TOTAL	HESG/\$172,087 - YEAR 4	27.57	.00	.00	.00	27.57	.00
TOTAL	CDBG/\$1.7MIL-YEAR 1	5,925,309.73	12,718.30	2,456,746.52	4,121,584.38	1,803,725.35	.70
643924	HOME YR 12 DOWN PMT ASST	103,012.21	.00	.00	103,012.21	.00	1.00

SELECTION CRITERIA: ALL

FUND - 219 - COMMUNITY DEVELOPMENT

ACCOUNT	TITLE	BUDGET	PERIOD EXPENDITURES	ENCUMBRANCES OUTSTANDING	YEAR TO DATE ENC + EXP	AVAILABLE BALANCE	YTD/ BUD
TOTAL	HOME/\$465,806 - YEAR 12	103,012.21	.00	.00	103,012.21	.00	1.00
643931	HOME YR 13 TRANSL HSG	331,562.75	.00	.00	.00	331,562.75	.00
TOTAL	HOME/\$442,085 - YEAR 13	331,562.75	.00	.00	.00	331,562.75	.00
643941	HOME YR 14 ANGEL REACH	353,223.75	.00	.00	.00	353,223.75	.00
643942	HOME YR 14 CHDO	.45	.00	.00	.00	.45	.00
TOTAL	HOME 470,965 YEAR 14	353,224.20	.00	.00	.00	353,224.20	.00
643951	HOME YR 15 - ANGEL REACH	353,223.75	.00	.00	.00	353,223.75	.00
643952	HOME YR 15 - CHDO	5,314.51	.00	.00	2,368.99	2,945.52	.45
TOTAL	HOME YEAR 15	358,538.26	.00	.00	2,368.99	356,169.27	.01
643960	HOME YR16 ADMIN	68,862.00	113.70	.00	65,005.49	3,856.51	.94
643961	HOME YR16 CHDO	150,000.00	.00	.00	127,363.14	22,636.86	.85
643962	HOME YR16 EASTER SEALS	281,875.00	17,135.00	.00	66,714.16	215,160.84	.24
643963	HOME YR16 CAPITAL CONTING	189,765.00	.00	.00	.00	189,765.00	.00
TOTAL	HOME YEAR 16	690,502.00	17,248.70	.00	259,082.79	431,419.21	.38
TOTAL	HOME PROGRAM/\$750K-YR 1	1,836,839.42	17,248.70	13,450.00	364,463.99	1,472,375.43	.20
6436	HOME PROGRAM/\$520,649-YR7	120,000.00	.00	.00	.00	120,000.00	.00
TOTAL	HOME PROGRAM/\$520,649-YR7	120,000.00	.00	.00	.00	120,000.00	.00
6440500	ESG YR 6 ADMIN	28.32	.00	.00	.00	28.32	.00
6440501	ESG YR 6 SOCIAL SERVICES	577.42	.00	.00	.00	577.42	.00
TOTAL	ESG/\$190,017 - YEAR 5	605.74	.00	.00	.00	605.74	.00
6440600	ESG YR 7 ADMIN	3.95	.00	.00	.00	3.95	.00
TOTAL	ESG / \$195,580 - YEAR 6	3.95	.00	.00	.00	3.95	.00
644070	ESG YR 7 ADMIN	.30	.00	.00	.00	.30	.00
TOTAL	ESG YEAR 7	.30	.00	.00	.00	.30	.00
644080	ESG YR8 ADMIN	8,249.00	.00	.00	8,198.64	50.36	.99
644081	ESG YR8 SOCIAL SERVICES	211,748.00	.00	.00	185,210.31	26,537.69	.87
TOTAL	ESG YEAR 8	219,997.00	.00	.00	193,408.95	26,588.05	.86
TOTAL	CDBG DISASTER REC GRANT	220,606.99	.00	.00	193,408.95	27,198.04	.88
TOTAL	HEALTH AND WELFARE	11,150,560.14	29,967.00	2,470,196.52	4,680,069.32	6,470,490.82	.42
TOTAL	COMMUNITY DEVELOPMENT	11,150,560.14	29,967.00	2,470,196.52	4,680,069.32	6,470,490.82	.42

SELECTION CRITERIA: ALL

FUND - 221 - LAW LIBRARY

ACCOUNT	TITLE	BUDGET	PERIOD EXPENDITURES	ENCUMBRANCES OUTSTANDING	YEAR TO DATE ENC + EXP	AVAILABLE BALANCE	YTD/ BUD
426221	CCL 1 - LAW LIBRARY	1,708.00	.00	.00	531.00	1,177.00	.31
TOTAL	COUNTY COURT AT LAW #1	1,708.00	.00	.00	531.00	1,177.00	.31
427221	CCL 2 - LAW LIBRARY	1,708.00	.00	.00	1,306.00	402.00	.76
TOTAL	COUNTY COURT AT LAW #2	1,708.00	.00	.00	1,306.00	402.00	.76
429221	CCL 3 - LAW LIBRARY	1,000.00	.00	135.00	135.00	865.00	.14
TOTAL	COUNTY COURT AT LAW #3	1,000.00	.00	135.00	135.00	865.00	.14
430221	CCL 4 - LAW LIBRARY	1,708.00	.00	.00	1,259.00	449.00	.74
TOTAL	COUNTY COURT AT LAW #4	1,708.00	.00	.00	1,259.00	449.00	.74
431221	CCL 5 - LAW LIBRARY	1,708.00	.00	.00	521.79	1,186.21	.31
TOTAL	COUNTY COURT AT LAW #5	1,708.00	.00	.00	521.79	1,186.21	.31
434221	9TH DIST CT - LAW LIBRARY	1,000.00	.00	.00	.00	1,000.00	.00
TOTAL	9TH DISTRICT COURT	1,000.00	.00	.00	.00	1,000.00	.00
436221	410 DIST CT - LAW LIBRARY	1,000.00	.00	.00	408.70	591.30	.41
TOTAL	410th DISTRICT COURT	1,000.00	.00	.00	408.70	591.30	.41
437221	221ST DC - LAW LIBRARY	1,564.00	.00	.00	641.00	923.00	.41
TOTAL	221ST DISTRICT COURT	1,564.00	.00	.00	641.00	923.00	.41
438221	284TH DC - LAW LIBRARY	1,708.00	.00	315.00	946.67	761.33	.55
TOTAL	284TH DISTRICT COURT	1,708.00	.00	315.00	946.67	761.33	.55
439221	359TH DC - LAW LIBRARY	1,708.00	.00	.00	801.00	907.00	.47
TOTAL	359TH DISTRICT COURT	1,708.00	.00	.00	801.00	907.00	.47
441221	418TH DC - LAW LIBRARY	2,128.00	.00	.00	1,751.90	376.10	.82
TOTAL	418TH DISTRICT COURT	2,128.00	.00	.00	1,751.90	376.10	.82
442221	435TH DC - LAW LIBRARY	1,708.00	.00	.00	295.00	1,413.00	.17
TOTAL	435TH DISTRICT COURT	1,708.00	.00	.00	295.00	1,413.00	.17
465221	CRT OPER - LAW LIBRARY	6,000.00	.00	.00	3,921.50	2,078.50	.65
TOTAL	COURT OPERATIONS	6,000.00	.00	.00	3,921.50	2,078.50	.65
476	LAW LIBRARY	270,540.00	3,705.93	.00	262,127.82	8,412.18	.97
TOTAL	LAW LIBRARY	270,540.00	3,705.93	.00	262,127.82	8,412.18	.97
TOTAL	LEGAL SERVICES	295,188.00	3,705.93	450.00	274,646.38	20,541.62	.93
TOTAL	LAW LIBRARY	295,188.00	3,705.93	450.00	274,646.38	20,541.62	.93

10/14/19
ACCOUNTING PERIOD: 13/19

MONTGOMERY COUNTY, TEXAS
DEPT/DIV EXPENDITURE SUMMARY

PAGE 22

SELECTION CRITERIA: ALL

FUND - 224 - JUVENILE PROBATION-STATE

ACCOUNT	TITLE	BUDGET	PERIOD EXPENDITURES	ENCUMBRANCES OUTSTANDING	YEAR TO DATE ENC + EXP	AVAILABLE BALANCE	YTD/ BUD
5711306	FOSTER CARE TITLE IV-E/19	50,610.07	.00	.00	4,185.76	46,424.31	.08
57114701	BASIC SUPERVISION A/19	504,549.39	2,173.47	.00	504,450.36	99.03	1.00
57114702	COMMUNITY PROGRAMS A/19	620,655.59	7,872.11	.00	620,638.74	16.85	1.00
57114703	PRE & POST ADJ FAC A/19	265,504.77	-2,998.43	1,432.11	261,999.34	3,505.43	.99
57114704	COMMITMENT DIVERSION A/19	223,776.00	48,613.26	.00	223,776.00	.00	1.00
57114705	MENTAL HEALTH A/19	201,540.44	.00	.00	199,015.45	2,524.99	.99
TOTAL	JUV PROB/STATE AID-A/19	1,816,026.19	55,660.41	1,432.11	1,809,879.89	6,146.30	1.00
57114801	BASIC SUPERVISION A/20	540,034.27	9,202.65	560.11	38,217.54	501,816.73	.07
57114802	COMMUNITY PROGRAMS A/20	678,795.00	10,607.77	5,215.00	46,754.85	632,040.15	.07
57114803	PRE & POST ADJ FACIL A/20	245,000.00	.00	.00	.00	245,000.00	.00
57114804	COMMITMENT DIVERSION A/20	225,000.00	.00	.00	12,074.72	210,841.28	.05
57114805	MENTAL HEALTH A/20	222,915.00	3,414.68	.00	97,047.11	1,814,698.16	.05
TOTAL	JUV PROB/STATE AID-A/20	1,911,745.27	23,225.10	5,775.11	97,047.11	1,814,698.16	.05
571155	JUV JUS ALT ED PRG-P/18	1,368.48	.00	.00	.00	1,368.48	.00
571156	JUV JUS ALT ED PRG-P/19	1,616,219.09	.00	.00	487,977.89	1,128,241.20	.30
571157	JUV JUS ALT ED PRG-P/20	561,653.00	9,320.26	.00	37,538.55	524,114.45	.07
57117	JUVENILE PROBATION-LOCAL	95,320.58	.00	.10	12,057.94	83,262.64	.13
5711840	RDA PRG-17-D0174	8,749.24	.00	.00	.00	8,749.24	.00
5711841	RDA PRG-17-D0274	17,396.72	.00	.00	12,059.09	5,337.63	.69
5711842	RDA PRG-18-D0144	3,611.00	.00	.00	7,938.00	29,673.00	.21
5711843	RDA PRG-18-D0145	19,089.00	.00	.00	.00	19,089.00	.00
5711844	RDA PRG-18-D0153	19,656.00	.00	.00	11,340.00	8,316.00	.58
5711845	RDA PRG-18-D0154	16,254.00	.00	.00	16,254.00	.00	1.00
5711846	RDA PRG-18-D0295	18,826.80	.00	.00	18,826.80	.00	1.00
TOTAL	JUV PROB/RDA PRG	137,582.76	.00	.00	66,417.89	71,164.87	.48
571185	JUV-REGIONALIZATION R/19	17,300.00	.00	.00	17,300.00	.00	1.00
TOTAL	JUVENILE PROBATION	6,207,825.44	88,205.77	7,207.12	2,532,405.03	3,675,420.41	.41
TOTAL	PUBLIC SAFETY	6,207,825.44	88,205.77	7,207.12	2,532,405.03	3,675,420.41	.41
TOTAL	JUVENILE PROBATION-STATE	6,207,825.44	88,205.77	7,207.12	2,532,405.03	3,675,420.41	.41

SELECTION CRITERIA: ALL

FUND - 225 - RECORDS MGMT/PRESERVATION

ACCOUNT	TITLE	BUDGET	PERIOD EXPENDITURES	ENCUMBRANCES OUTSTANDING	YEAR TO DATE ENC + EXP	AVAILABLE BALANCE	YTD/ BUD
40311	CTY CLK/RECORDS MGMT/PRES	624,888.01	8,386.56	91,036.25	539,496.33	85,391.68	.86
TOTAL	COUNTY CLERK	624,888.01	8,386.56	91,036.25	539,496.33	85,391.68	.86
TOTAL	GENERAL ADMINISTRATION	624,888.01	8,386.56	91,036.25	539,496.33	85,391.68	.86
TOTAL	RECORDS MGMT/PRESERVATION	624,888.01	8,386.56	91,036.25	539,496.33	85,391.68	.86

10/14/19
ACCOUNTING PERIOD: 13/19

MONTGOMERY COUNTY, TEXAS
DEPT/DIV EXPENDITURE SUMMARY

PAGE 24

SELECTION CRITERIA: ALL

FUND - 226 - PRE-TRIAL DIVERSION FUND

ACCOUNT	TITLE	BUDGET	PERIOD EXPENDITURES	ENCUMBRANCES OUTSTANDING	YEAR TO DATE ENC + EXP	AVAILABLE BALANCE	YTD/ BUD
43513	PRE-TRIAL DIVERSION	40,732.00	610.93	.00	32,795.44	7,936.56	.81
TOTAL	DISTRICT ATTORNEY	40,732.00	610.93	.00	32,795.44	7,936.56	.81
TOTAL	JUDICIAL	40,732.00	610.93	.00	32,795.44	7,936.56	.81
TOTAL	PRE-TRIAL DIVERSION FUND	40,732.00	610.93	.00	32,795.44	7,936.56	.81

SELECTION CRITERIA: ALL

FUND - 232 - AIRPORT GRANTS

ACCOUNT	TITLE	BUDGET	PERIOD EXPENDITURES	ENCUMBRANCES OUTSTANDING	YEAR TO DATE ENC + EXP	AVAILABLE BALANCE	YTD/ BUD
2	SPECIAL REVENUE FUNDS	100.80	.00	.00	.00	100.80	.00
TOTAL	SPECIAL REVENUE FUNDS	100.80	.00	.00	.00	100.80	.00
TOTAL	SPECIAL REVENUE FUNDS	100.80	.00	.00	.00	100.80	.00
6291323	AIRPORT-RAMP GRANT FY19	100,000.00	5,823.15	16,189.80	65,136.82	34,863.18	.65
6291324	AIRPORT-RAMP GRANT FY20	50,000.00	.00	.00	.00	50,000.00	.00
629137	1612CNROE	52.00	.00	.00	.00	52.00	.00
629138	1812CNRO	5,947,321.02	.00	.00	.00	5,947,321.02	.00
629160	1912CNROE-DESIGN PHASE	140,000.00	.00	.00	.00	140,000.00	.00
TOTAL	TAXIWAY G & F DESIGN/CNST	140,000.00	.00	.00	.00	140,000.00	.00
TOTAL	AIRPORT	6,237,373.02	5,823.15	16,189.80	65,136.82	6,172,236.20	.01
TOTAL	PUBLIC TRANSPORTATION	6,237,373.02	5,823.15	16,189.80	65,136.82	6,172,236.20	.01
TOTAL	AIRPORT GRANTS	6,237,473.82	5,823.15	16,189.80	65,136.82	6,172,337.00	.01

10/14/19
ACCOUNTING PERIOD: 13/19

MONTGOMERY COUNTY, TEXAS
DEPT/DIV EXPENDITURE SUMMARY

PAGE 26

SELECTION CRITERIA: ALL

FUND - 233 - MENTAL HEALTH FACILITY

ACCOUNT	TITLE	BUDGET	PERIOD EXPENDITURES	ENCUMBRANCES OUTSTANDING	YEAR TO DATE ENC + EXP	AVAILABLE BALANCE	YTD/ BUD
2	SPECIAL REVENUE FUNDS	.00	.00	.00	5,251,268.73	-5,251,268.73	.00
TOTAL	SPECIAL REVENUE FUNDS	.00	.00	.00	5,251,268.73	-5,251,268.73	.00
TOTAL	SPECIAL REVENUE FUNDS	.00	.00	.00	5,251,268.73	-5,251,268.73	.00
6311	MENTAL HEALTH	15,256,015.00	1,248,398.56	.00	15,240,669.28	15,345.72	1.00
TOTAL	MENTAL HEALTH	15,256,015.00	1,248,398.56	.00	15,240,669.28	15,345.72	1.00
TOTAL	HEALTH AND WELFARE	15,256,015.00	1,248,398.56	.00	15,240,669.28	15,345.72	1.00
TOTAL	MENTAL HEALTH FACILITY	15,256,015.00	1,248,398.56	.00	20,491,938.01	-5,235,923.01	1.34

10/14/19
ACCOUNTING PERIOD: 13/19

MONTGOMERY COUNTY, TEXAS
DEPT/DIV EXPENDITURE SUMMARY

PAGE 27

SELECTION CRITERIA: ALL

FUND - 234 - RECORDS MANAGEMENT COUNTY

ACCOUNT	TITLE	BUDGET	PERIOD EXPENDITURES	ENCUMBRANCES OUTSTANDING	YEAR TO DATE ENC + EXP	AVAILABLE BALANCE	YTD/ BUD
409310	RECORDS MNGT COUNTY	40,116.00	.00	.00	81.77	40,034.23	.00
TOTAL	NON-DEPARTMENTAL	40,116.00	.00	.00	81.77	40,034.23	.00
TOTAL	GENERAL ADMINISTRATION	40,116.00	.00	.00	81.77	40,034.23	.00
560141	SHERIFF/RECORDS MGT DIVN	630,332.06	15,532.57	8,288.87	617,305.65	13,026.41	.98
TOTAL	SHERIFF	630,332.06	15,532.57	8,288.87	617,305.65	13,026.41	.98
TOTAL	PUBLIC SAFETY	630,332.06	15,532.57	8,288.87	617,305.65	13,026.41	.98
TOTAL	RECORDS MANAGEMENT COUNTY	670,448.06	15,532.57	8,288.87	617,387.42	53,060.64	.92

10/14/19
ACCOUNTING PERIOD: 13/19

MONTGOMERY COUNTY, TEXAS
DEPT/DIV EXPENDITURE SUMMARY

PAGE 28

SELECTION CRITERIA: ALL

FUND - 235 - RECORDS MGMT DIST CLERK

ACCOUNT	TITLE	BUDGET	PERIOD EXPENDITURES	ENCUMBRANCES OUTSTANDING	YEAR TO DATE ENC + EXP	AVAILABLE BALANCE	YTD/ BUD
45010	RECORDS MGMT DIST CLERK	80,291.00	.00	5,375.00	36,079.26	44,211.74	.45
TOTAL	DISTRICT CLERK	80,291.00	.00	5,375.00	36,079.26	44,211.74	.45
TOTAL	GENERAL ADMINISTRATION	80,291.00	.00	5,375.00	36,079.26	44,211.74	.45
TOTAL	RECORDS MGMT DIST CLERK	80,291.00	.00	5,375.00	36,079.26	44,211.74	.45

SELECTION CRITERIA: ALL

FUND - 237 - DIST CLERK RECORDS PRESER

ACCOUNT	TITLE	BUDGET	PERIOD EXPENDITURES	ENCUMBRANCES OUTSTANDING	YEAR TO DATE ENC + EXP	AVAILABLE BALANCE	YTD/ BUD
45030	DISTRICT CLERK REC PRESV	170,000.00	.00	.00	169,442.50	557.50	1.00
TOTAL	DISTRICT CLERK	170,000.00	.00	.00	169,442.50	557.50	1.00
TOTAL	JUDICIAL	170,000.00	.00	.00	169,442.50	557.50	1.00
TOTAL	DIST CLERK RECORDS PRESER	170,000.00	.00	.00	169,442.50	557.50	1.00

10/14/19
ACCOUNTING PERIOD: 13/19

MONTGOMERY COUNTY, TEXAS
DEPT/DIV EXPENDITURE SUMMARY

PAGE 30

SELECTION CRITERIA: ALL

FUND - 238 - COURT GUARDIANSHIP

ACCOUNT	TITLE	BUDGET	PERIOD EXPENDITURES	ENCUMBRANCES OUTSTANDING	YEAR TO DATE ENC + EXP	AVAILABLE BALANCE	YTD/ BUD
40933	COURT GUARDIANSHIP	32,000.00	.00	.00	26,299.68	5,700.32	.82
TOTAL	NON-DEPARTMENTAL	32,000.00	.00	.00	26,299.68	5,700.32	.82
TOTAL	JUDICIAL	32,000.00	.00	.00	26,299.68	5,700.32	.82
TOTAL	COURT GUARDIANSHIP	32,000.00	.00	.00	26,299.68	5,700.32	.82

SELECTION CRITERIA: ALL

FUND - 239 - COURT REPORTER SVC FUND

ACCOUNT	TITLE	BUDGET	PERIOD EXPENDITURES	ENCUMBRANCES OUTSTANDING	YEAR TO DATE ENC + EXP	AVAILABLE BALANCE	YTD/ BUD
4269	COURT REPORTER CCL 1	3,650.00	1,154.66	.00	3,285.85	364.15	.90
TOTAL	COURT REPORTER CCL 1	3,650.00	1,154.66	.00	3,285.85	364.15	.90
4279	COURT REPORTER CCL 2	8,161.23	.00	.00	6,849.18	1,312.05	.84
TOTAL	COURT REPORTER CCL 2	8,161.23	.00	.00	6,849.18	1,312.05	.84
4299	COURT REPORTER CCL 3	13,814.00	.00	.00	12,481.01	1,332.99	.90
TOTAL	COURT REPORTER CCL 3	13,814.00	.00	.00	12,481.01	1,332.99	.90
4309	COURT REPORTER CCL 4	2,900.00	.00	.00	2,399.07	500.93	.83
TOTAL	COURT REPORTER CCL 4	2,900.00	.00	.00	2,399.07	500.93	.83
4319	COURT REPORTER CCL 5	5,600.00	.00	.00	3,613.56	1,986.44	.65
TOTAL	COURT REPORTER CCL 5	5,600.00	.00	.00	3,613.56	1,986.44	.65
4349	COURT REPORTER 9TH DC	11,164.00	.00	.00	8,779.57	2,384.43	.79
TOTAL	COURT REPORTER 9TH DC	11,164.00	.00	.00	8,779.57	2,384.43	.79
4369	COURT REPORTER 410 DC	6,950.00	.00	.00	5,536.94	1,413.06	.80
TOTAL	COURT REPORTER 410 DC	6,950.00	.00	.00	5,536.94	1,413.06	.80
4379	COURT REPORTER 221 DC	3,000.00	395.00	.00	2,245.66	754.34	.75
TOTAL	COURT REPORTER 221 DC	3,000.00	395.00	.00	2,245.66	754.34	.75
4389	COURT REPORTER 284 DC	17,463.00	.00	.00	14,533.35	2,929.65	.83
TOTAL	COURT REPORTER 284 DC	17,463.00	.00	.00	14,533.35	2,929.65	.83
4399	COURT REPORTER 359 DC	10,244.77	.00	.00	7,685.00	2,559.77	.75
TOTAL	COURT REPORTER 359 DC	10,244.77	.00	.00	7,685.00	2,559.77	.75
4419	COURT REPORTER 418 DC	4,385.00	.00	.00	3,616.34	768.66	.82
TOTAL	COURT REPORTER 418 DC	4,385.00	.00	.00	3,616.34	768.66	.82
4429	COURT REPORTER 435 DC	21,550.00	.00	.00	19,529.54	2,020.46	.91
TOTAL	COURT REPORTER 435 DC	21,550.00	.00	.00	19,529.54	2,020.46	.91
465239	COURT REPORTER CT OPS	48,971.00	.00	.00	41,372.87	7,598.13	.84
TOTAL	COURT REPORTER CT OPS	48,971.00	.00	.00	41,372.87	7,598.13	.84
JUDICIAL		157,853.00	1,549.66	.00	131,927.94	25,925.06	.84
TOTAL	COURT REPORTER SVC FUND	157,853.00	1,549.66	.00	131,927.94	25,925.06	.84

10/14/19
ACCOUNTING PERIOD: 13/19

MONTGOMERY COUNTY, TEXAS
DEPT/DIV EXPENDITURE SUMMARY

PAGE 32

SELECTION CRITERIA: ALL

FUND - 240 - COURTHOUSE SECURITY

ACCOUNT	TITLE	BUDGET	PERIOD EXPENDITURES	ENCUMBRANCES OUTSTANDING	YEAR TO DATE ENC + EXP	AVAILABLE BALANCE	YTD/ BTD
5121240	COURTHOUSE SECURITY	372,678.96	.00	33,252.43	363,470.48	9,208.48	.98
TOTAL	JAIL	372,678.96	.00	33,252.43	363,470.48	9,208.48	.98
TOTAL	PUBLIC SAFETY	372,678.96	.00	33,252.43	363,470.48	9,208.48	.98
TOTAL	COURTHOUSE SECURITY	372,678.96	.00	33,252.43	363,470.48	9,208.48	.98

SELECTION CRITERIA: ALL

FUND - 241 - COURT TECHNOLOGY CNTY/DIS

ACCOUNT	TITLE	BUDGET	PERIOD EXPENDITURES	ENCUMBRANCES OUTSTANDING	YEAR TO DATE ENC + EXP	AVAILABLE BALANCE	YTD/ BUD
426241	CCL 1-CITY/DIST CT TECH	1,312.00	37.99	.00	779.88	532.12	.59
TOTAL	COUNTY COURT AT LAW #1	1,312.00	37.99	.00	779.88	532.12	.59
427241	CCL 2-CITY/DIST CT TECH	3,868.90	.00	.00	3,420.90	448.00	.88
TOTAL	COUNTY COURT AT LAW #2	3,868.90	.00	.00	3,420.90	448.00	.88
429241	CCL 3-CITY/DIST CT TECH	1,444.00	.00	.00	304.20	1,139.80	.21
TOTAL	COUNTY COURT AT LAW #3	1,444.00	.00	.00	304.20	1,139.80	.21
430241	CCL 4-CITY/DIST CT TECH	953.75	.00	.00	503.75	450.00	.53
TOTAL	COUNTY COURT AT LAW #4	953.75	.00	.00	503.75	450.00	.53
431241	CCL 5-CITY/DIST CT TECH	1,436.00	.00	37.99	1,240.67	195.33	.86
TOTAL	COUNTY COURT AT LAW #5	1,436.00	.00	37.99	1,240.67	195.33	.86
434241	9TH DC-CITY/DIST CT TECH	2,006.00	37.99	.00	808.58	1,197.42	.40
TOTAL	9TH DISTRICT COURT	2,006.00	37.99	.00	808.58	1,197.42	.40
436241	410TH DC-CITY/DIST CT TECH	1,000.00	.00	.00	1,000.00	.00	1.00
TOTAL	410th DISTRICT COURT	1,000.00	.00	.00	1,000.00	.00	1.00
437241	221ST DC-CITY/DIST CT TECH	1,425.97	.00	.00	1,339.30	86.67	.94
TOTAL	221ST DISTRICT COURT	1,425.97	.00	.00	1,339.30	86.67	.94
438241	284TH DC-CITY/DIST CT TECH	3,198.03	.00	.00	2,098.50	1,099.53	.66
TOTAL	284TH DISTRICT COURT	3,198.03	.00	.00	2,098.50	1,099.53	.66
439241	359TH DC-CITY/DIST CT TECH	1,312.00	.00	.00	1,244.19	67.81	.95
TOTAL	359TH DISTRICT COURT	1,312.00	.00	.00	1,244.19	67.81	.95
441241	418TH DC-CITY/DIST CT TECH	624.00	.00	25.90	284.90	339.10	.46
TOTAL	418TH DISTRICT COURT	624.00	.00	25.90	284.90	339.10	.46
442241	435TH DC-CITY/DIST CT TECH	1,456.00	.00	.00	455.88	1,000.12	.31
TOTAL	435TH DISTRICT COURT	1,456.00	.00	.00	455.88	1,000.12	.31
445241	CT OPNS-CITY/DIST CT TECH	4,314.16	22.20	.00	3,268.56	1,045.60	.76
TOTAL	COURT OPERATIONS	4,314.16	22.20	.00	3,268.56	1,045.60	.76
446241	JUDICIAL	24,350.81	98.18	63.89	16,749.31	7,601.50	.69
TOTAL	COURT TECHNOLOGY CNTY/DIS	24,350.81	98.18	63.89	16,749.31	7,601.50	.69

10/14/19
ACCOUNTING PERIOD: 13/19

MONTGOMERY COUNTY, TEXAS
DEPT/DIV EXPENDITURE SUMMARY

PAGE 34

SELECTION CRITERIA: ALL

FUND - 242 - JUSTICE CRT BLDG SECURITY

ACCOUNT	TITLE	BUDGET	PERIOD EXPENDITURES	ENCUMBRANCES OUTSTANDING	YEAR TO DATE ENC + EXP	AVAILABLE BALANCE	YTD/ BUD
457242	JP3 JUSTICE CT SECURITY	5,000.00	.00	4,015.67	4,015.67	984.33	.80
TOTAL	JUSTICE OF PEACE PCT 3	5,000.00	.00	4,015.67	4,015.67	984.33	.80
510242	BID MNT JP SECURITY	61,441.00	204.85	.00	28,075.44	33,365.56	.46
TOTAL	BLDG MAINT/CONSTRUCTION	61,441.00	204.85	.00	28,075.44	33,365.56	.46
TOTAL	PUBLIC SAFETY	66,441.00	204.85	4,015.67	32,091.11	34,349.89	.48
TOTAL	JUSTICE CRT BLDG SECURITY	66,441.00	204.85	4,015.67	32,091.11	34,349.89	.48

SELECTION CRITERIA: ALL

FUND - 243 - JUSTICE CRT TECHNOLOGY

ACCOUNT	TITLE	BUDGET	PERIOD EXPENDITURES	ENCUMBRANCES OUTSTANDING	YEAR TO DATE ENC + EXP	AVAILABLE BALANCE	YTD/ BYD
455243	JP 1 JUSTICE CT TECH	63,040.76	.00	4,667.42	25,618.75	37,422.01	.41
TOTAL	JUSTICE OF PEACE PCT 1	63,040.76	.00	4,667.42	25,618.75	37,422.01	.41
456243	JP 2 JUSTICE CT TECH	16,497.24	22.20	.00	15,950.16	547.08	.97
TOTAL	JUSTICE OF PEACE PCT 2	16,497.24	22.20	.00	15,950.16	547.08	.97
457243	JP 3 JUSTICE CT TECH	45,942.70	918.65	908.10	37,069.29	8,873.41	.81
TOTAL	JUSTICE OF PEACE PCT 3	45,942.70	918.65	908.10	37,069.29	8,873.41	.81
458243	JP 4 JUSTICE CT TECH	63,524.37	.00	53.99	58,597.60	4,926.77	.92
TOTAL	JUSTICE OF PEACE PCT 4	63,524.37	.00	53.99	58,597.60	4,926.77	.92
459243	JP 5 JUSTICE CT TECH	12,500.00	.00	.00	12,500.00	.00	1.00
TOTAL	JUSTICE OF PEACE PCT 5	12,500.00	.00	.00	12,500.00	.00	1.00
TOTAL	JUDICIAL	201,505.07	940.85	5,629.51	149,735.80	51,769.27	.74
TOTAL	JUSTICE CRT TECHNOLOGY	201,505.07	940.85	5,629.51	149,735.80	51,769.27	.74

SELECTION CRITERIA: ALL

FUND - 244 - JUVENILE CASE MANAGER

ACCOUNT	TITLE	BUDGET	PERIOD EXPENDITURES	ENCUMBRANCES OUTSTANDING	YEAR TO DATE ENC + EXP	AVAILABLE BALANCE	YTD/ BUD
45512	JP 1-JUVENILE CASE DIV	118,287.00	1,216.49	.00	64,279.65	54,007.35	.54
TOTAL	JUSTICE OF PEACE PCT 1	118,287.00	1,216.49	.00	64,279.65	54,007.35	.54
45612	JP 2-JUVENILE CASE DIV	55,627.00	1,024.60	.00	55,978.60	-351.60	1.01
TOTAL	JUSTICE OF PEACE PCT 2	55,627.00	1,024.60	.00	55,978.60	-351.60	1.01
45712	JP 3-JUVENILE CASE DIV	67,896.00	1,240.34	.00	67,915.91	-19.91	1.00
TOTAL	JUSTICE OF PEACE PCT 3	67,896.00	1,240.34	.00	67,915.91	-19.91	1.00
45812	JP 4-JUVENILE CASE DIV	63,971.00	1,206.83	.00	59,845.74	4,125.26	.94
TOTAL	JUSTICE OF PEACE PCT 4	63,971.00	1,206.83	.00	59,845.74	4,125.26	.94
TOTAL	JUDICIAL	305,781.00	4,688.26	.00	248,019.90	57,761.10	.81
TOTAL	JUVENILE CASE MANAGER	305,781.00	4,688.26	.00	248,019.90	57,761.10	.81

10/14/19
ACCOUNTING PERIOD: 13/19

MONTGOMERY COUNTY, TEXAS
DEPT/DIV EXPENDITURE SUMMARY

PAGE 37

SELECTION CRITERIA: ALL

FUND - 246 - BOND SUPERVISION

ACCOUNT	TITLE	BUDGET	PERIOD EXPENDITURES	ENCUMBRANCES OUTSTANDING	YEAR TO DATE ENC + EXP	AVAILABLE BALANCE	YTD/ EUD
5728	BOND SUPERVISION	601,334.47	.00	.00	483,045.17	118,289.30	.80
TOTAL	ADULT PROBATION	601,334.47	.00	.00	483,045.17	118,289.30	.80
TOTAL	PUBLIC SAFETY	601,334.47	.00	.00	483,045.17	118,289.30	.80
TOTAL	BOND SUPERVISION	601,334.47	.00	.00	483,045.17	118,289.30	.80

10/14/19
ACCOUNTING PERIOD: 13/19

MONTGOMERY COUNTY, TEXAS
DEPT/DIV EXPENDITURE SUMMARY

PAGE 38

SELECTION CRITERIA: ALL

FUND - 247 - BASIC SUPERVISION

ACCOUNT	TITLE	BUDGET	PERIOD EXPENDITURES	ENCUMBRANCES OUTSTANDING	YEAR TO DATE ENC + EXP	AVAILABLE BALANCE	YTD/ EUD
2	SPECIAL REVENUE FUNDS	.00	.00	.00	10,000.00	-10,000.00	.00
TOTAL	SPECIAL REVENUE FUNDS	.00	.00	.00	10,000.00	-10,000.00	.00
TOTAL	SPECIAL REVENUE FUNDS	.00	.00	.00	10,000.00	-10,000.00	.00
572221	BASIC SUPERVISION 18-19	250.00	.00	.00	.00	250.00	.00
572222	AP - BASIC SUPERVIS FY19	1,186,654.17	.00	.00	1,186,654.17	.00	1.00
TOTAL	ADULT PROBATION	1,186,904.17	.00	.00	1,186,654.17	250.00	1.00
TOTAL	PUBLIC SAFETY	1,186,904.17	.00	.00	1,186,654.17	250.00	1.00
TOTAL	BASIC SUPERVISION	1,186,904.17	.00	.00	1,196,654.17	-9,750.00	1.01

10/14/19
ACCOUNTING PERIOD: 13/19

MONTGOMERY COUNTY, TEXAS
DEPT/DIV EXPENDITURE SUMMARY

PAGE 39

SELECTION CRITERIA: ALL

FUND - 248 - COMMUNITY CORRECTIONS

ACCOUNT	TITLE	BUDGET	PERIOD EXPENDITURES	ENCUMBRANCES OUTSTANDING	YEAR TO DATE ENC + EXP	AVAILABLE BALANCE	YTD/ BUD
572522	AP - COMM CORRECT FY19	255,835.08	.00	.00	255,835.08	.00	1.00
TOTAL	ADULT PROBATION	255,835.08	.00	.00	255,835.08	.00	1.00
TOTAL	PUBLIC SAFETY	255,835.08	.00	.00	255,835.08	.00	1.00
TOTAL	COMMUNITY CORRECTIONS	255,835.08	.00	.00	255,835.08	.00	1.00

10/14/19

ACCOUNTING PERIOD: 13/19

SELECTION CRITERIA: ALL

FUND - 249 - MENTAL IMPAIRMENTS

MONTGOMERY COUNTY, TEXAS
DEPT/DIV EXPENDITURE SUMMARY

PAGE 40

ACCOUNT	TITLE	BUDGET	PERIOD EXPENDITURES	ENCUMBRANCES OUTSTANDING	YEAR TO DATE ENC + EXP	AVAILABLE BALANCE	YTD/ BUD
572722	AP - MENTAL IMPARI FY19	50,921.42	.00	.00	50,921.42	.00	1.00
572822	AP - IN-HOUSE COUNSL FY19	20,748.18	.00	.00	20,748.18	.00	1.00
572922	AP - PRE-TRIAL DVRSN FY19	29,446.00	.00	.00	29,446.00	.00	1.00
TOTAL	ADULT PROBATION	101,115.60	.00	.00	101,115.60	.00	1.00
TOTAL	PUBLIC SAFETY	101,115.60	.00	.00	101,115.60	.00	1.00
TOTAL	MENTAL IMPAIRMENTS	101,115.60	.00	.00	101,115.60	.00	1.00

10/14/19
ACCOUNTING PERIOD: 13/19

MONTGOMERY COUNTY, TEXAS
DEPT/DIV EXPENDITURE SUMMARY

SELECTION CRITERIA: ALL

FUND - 254 - CONTRACT ELECTION SERVICE

ACCOUNT	TITLE	BUDGET	PERIOD EXPENDITURES	ENCUMBRANCES OUTSTANDING	YEAR TO DATE ENC + EXP	AVAILABLE BALANCE	YTD/ BUD
49041	CONTRACT ELEC DIRECT PAID	.00	.00	.00	124,020.84	-124,020.84	.00
49042	CONTRACT ELEC PAYROLL	.00	5,009.47	433.94	481,749.70	-481,749.70	.00
TOTAL	ELECTIONS	.00	5,009.47	433.94	605,770.54	-605,770.54	.00
TOTAL	ELECTIONS	.00	5,009.47	433.94	605,770.54	-605,770.54	.00
TOTAL	CONTRACT ELECTION SERVICE	.00	5,009.47	433.94	605,770.54	-605,770.54	.00

10/14/19
ACCOUNTING PERIOD: 13/19

MONTGOMERY COUNTY, TEXAS
DEPT/DIV EXPENDITURE SUMMARY

PAGE 42

SELECTION CRITERIA: ALL

FUND - 256 - MOCO GRANTS

ACCOUNT	TITLE	BUDGET	PERIOD EXPENDITURES	ENCUMBRANCES OUTSTANDING	YEAR TO DATE ENC + EXP	AVAILABLE BALANCE	YTD/ BUD
406900	ADMINISTRATION	178,390.00	.00	.00	1,377.46	177,012.54	.01
406901	IMB BUYOUT PROGRAM	5,751,305.97	.00	.00	.00	5,751,305.97	.00
406902	IMB BP PROJECT DELIVERY	1,532,680.36	.00	.00	.00	1,532,680.36	.00
406903	UN BUYOUT PROGRAM	1,150,537.23	.00	.00	.00	1,150,537.23	.00
406904	UN BP PROJECT DELIVERY	306,609.64	.00	.00	.00	306,609.64	.00
TOTAL	CMRG-DR 2016 FLOODS	8,919,523.20	.00	.00	1,377.46	8,918,145.74	.00
TOTAL	DISASTER RECOVERY GRANTS	8,919,523.20	.00	.00	1,377.46	8,918,145.74	.00
TOTAL	HEALTH AND WELFARE	8,919,523.20	.00	.00	1,377.46	8,918,145.74	.00
40670101	UASI 17-COM PREP/REG PLAN	73,876.89	.00	.00	73,876.89	.00	1.00
40670102	UASI 18-COM PREP & REG PL	352,767.00	3,929.70	560.23	148,246.65	244,520.35	.38
TOTAL	COM PREP & REGIONAL PLAN	466,643.89	3,929.70	560.23	222,123.54	244,520.35	.48
40670301	UASI 17-EOC/REG TECH SUST	48,194.50	.00	.00	48,194.50	.00	1.00
40670302	UASI 18-EOC/REG TECH SUST	162,955.00	1,081.84	343.84	130,929.67	32,025.33	.80
TOTAL	EOC/REG TECH SUSTAINMENT	211,149.50	1,081.84	343.84	179,124.17	32,025.33	.85
40670401	UASI 17-M & A	8,276.64	.00	.00	8,276.64	.00	1.00
40670402	UASI 18-M & A	92,172.29	972.72	5,067.41	26,144.43	66,027.86	.28
TOTAL	M & A	100,448.93	972.72	5,067.41	34,421.07	66,027.86	.34
40670502	UASI 18-EOC ENHANCEMENTS	150,685.00	.00	.00	1,983.46	148,701.54	.01
TOTAL	EOC ENHANCEMENTS	150,685.00	.00	.00	1,983.46	148,701.54	.01
40670601	UASI 17-1ST RESP FC SPEC	470,300.00	.00	69,969.83	232,511.49	237,788.51	.49
40670602	UASI 18-FR FC SPEC TEAM	333,000.00	.00	.00	.00	333,000.00	.00
TOTAL	1ST RESP FC SPEC TEAM SUB	803,300.00	.00	69,969.83	232,511.49	570,788.51	.29
40670701	UASI 17-1ST RESP IE SP RS	421,011.68	.00	98,048.22	100,604.45	320,407.23	.24
40670702	UASI 18-FR IE SPEC RESPON	511,866.50	.00	91,883.62	91,883.62	419,982.88	.18
TOTAL	1ST RESP IE SPEC RESPONSE	932,878.18	.00	189,931.84	192,488.07	740,390.11	.21
40670801	UASI 18- PUB SAFETY VIDEO	200,000.00	.00	.00	.00	200,000.00	.00
TOTAL	PUBLIC SAFETY VIDEO INIT	200,000.00	.00	.00	.00	200,000.00	.00
40670901	UASI 18-IE SWAT SUSTAIN	78,000.00	.00	.00	31,120.00	46,880.00	.40
TOTAL	IE SWAT SUSTAINMENT	78,000.00	.00	.00	31,120.00	46,880.00	.40
TOTAL	HSGP GRANTS	2,943,105.50	5,984.26	265,873.15	893,771.80	2,049,333.70	.30
TOTAL	EMERGENCY MANAGEMENT	2,943,105.50	5,984.26	265,873.15	893,771.80	2,049,333.70	.30
TOTAL	PUBLIC SAFETY	2,943,105.50	5,984.26	265,873.15	893,771.80	2,049,333.70	.30
TOTAL	MOCO GRANTS	11,862,628.70	5,984.26	265,873.15	895,149.26	10,967,479.44	.08

10/14/19
ACCOUNTING PERIOD: 13/19

MONTGOMERY COUNTY, TEXAS
DEPT/DIV EXPENDITURE SUMMARY

PAGE 43

SELECTION CRITERIA: ALL

FUND - 260 - FEDERAL ARRA GRANTS

ACCOUNT	TITLE	BUDGET	PERIOD EXPENDITURES	ENCUMBRANCES OUTSTANDING	YEAR TO DATE ENC + EXP	AVAILABLE BALANCE	YTD/ BUD
60007	BRINSAP	500,000.00	.00	.00	.00	500,000.00	.00
TOTAL	COUNTY ENGINEER	500,000.00	.00	.00	.00	500,000.00	.00
TOTAL	PUBLIC TRANSPORTATION	500,000.00	.00	.00	.00	500,000.00	.00
TOTAL	FEDERAL ARRA GRANTS	500,000.00	.00	.00	.00	500,000.00	.00

10/14/19
ACCOUNTING PERIOD: 13/19

MONTGOMERY COUNTY, TEXAS
DEPT/DIV EXPENDITURE SUMMARY

PAGE 44

SELECTION CRITERIA: ALL

FUND - 261 - CC VITAL RECORDS PRES FND

ACCOUNT	TITLE	BUDGET	PERIOD EXPENDITURES	ENCUMBRANCES OUTSTANDING	YEAR TO DATE ENC + EXP	AVAILABLE BALANCE	YTD/ BUD
403261	VITAL RECORDS PRES	18,500.00	.00	.00	15,797.78	2,792.22	.85
TOTAL	COUNTY CLERK	18,500.00	.00	.00	15,797.78	2,792.22	.85
TOTAL	GENERAL ADMINISTRATION	18,500.00	.00	.00	15,797.78	2,792.22	.85
TOTAL	CC VITAL RECORDS PRES FND	18,500.00	.00	.00	15,797.78	2,792.22	.85

10/14/19
ACCOUNTING PERIOD: 13/19

MONTGOMERY COUNTY, TEXAS
DEPT/DIV EXPENDITURE SUMMARY

PAGE 45

SELECTION CRITERIA: ALL

FUND - 34 - GASB 34 CONVERSION FUND

ACCOUNT	TITLE	BUDGET	PERIOD EXPENDITURES	ENCUMBRANCES OUTSTANDING	YEAR TO DATE ENC + EXP	AVAILABLE BALANCE	YTD/ BTD
0	CONVERSION-FULL ACCRUAL	.00	.00	.00	-21,419,226.72	21,419,226.72	.00
TOTAL	CONVERSION-FULL ACCRUAL	.00	.00	.00	-21,419,226.72	21,419,226.72	.00
TOTAL	CONVERSION-FULL ACCRUAL	.00	.00	.00	-21,419,226.72	21,419,226.72	.00
TOTAL	GASB 34 CONVERSION FUND	.00	.00	.00	-21,419,226.72	21,419,226.72	.00

SELECTION CRITERIA: ALL

FUND - 358 - MONTG CO DEBT SERVICE

ACCOUNT	TITLE	BUDGET	PERIOD EXPENDITURES	ENCUMBRANCES OUTSTANDING	YEAR TO DATE ENC + EXP	AVAILABLE BALANCE	YTD/ BUD
3	DEBT SERVICE FUNDS	.00	.00	.00	6,957,995.10	-6,957,995.10	.00
TOTAL	DEBT SERVICE FUNDS	.00	.00	.00	6,957,995.10	-6,957,995.10	.00
	DEBT SERVICE FUNDS	.00	.00	.00	6,957,995.10	-6,957,995.10	.00
6915	ROAD BONDS SER 06B-65MIL	500.00	.00	.00	500.00	.00	1.00
TOTAL	ROAD BONDS SER 06B-65MIL	500.00	.00	.00	500.00	.00	1.00
6924	REV/TAX BOND 09-\$56.19MIL	806.25	.00	.00	806.25	.00	1.00
TOTAL	REV/TAX BOND 09-\$56.19MIL	806.25	.00	.00	806.25	.00	1.00
6925	REFUNDING BOND 2010-63.75	351,140.72	.00	.00	.00	351,140.72	.00
TOTAL	REFUNDING BOND 2010-63.75	351,140.72	.00	.00	.00	351,140.72	.00
6926	CERT OBLIGN 2010A-\$9.055M	929,906.25	.00	.00	929,906.25	.00	1.00
TOTAL	CERT OBLIGN 2010A-\$9.055M	929,906.25	.00	.00	929,906.25	.00	1.00
6927	C/O 2010B BABS-\$23.395 M	1,218,239.00	.00	.00	1,218,180.03	58.97	1.00
TOTAL	C/O 2010B BABS-\$23.395 M	1,218,239.00	.00	.00	1,218,180.03	58.97	1.00
6929	REFUNDING BOND 2012-\$35	2,801,602.50	.00	.00	2,801,602.50	.00	1.00
TOTAL	REFUNDING BOND 2012-\$35	2,801,602.50	.00	.00	2,801,602.50	.00	1.00
6932	C/O 2012-\$14.5	974,408.78	.00	.00	974,408.78	.00	1.00
TOTAL	C/O 2012-\$14.5	974,408.78	.00	.00	974,408.78	.00	1.00
6933	C/O 2012A-\$13,350,000	794,202.50	.00	.00	794,202.50	.00	1.00
TOTAL	C/O 2012A-\$13,350,000	794,202.50	.00	.00	794,202.50	.00	1.00
6934	REFUNDING 2012-\$15.88 MM	752.50	.00	.00	752.50	.00	1.00
TOTAL	REFUNDING 2012-\$15.88 MM	752.50	.00	.00	752.50	.00	1.00
6935	REFUNDING BONDS 2014	6,806,469.00	.00	.00	6,804,968.75	1,500.25	1.00
TOTAL	REFUNDING BONDS 2014	6,806,469.00	.00	.00	6,804,968.75	1,500.25	1.00
6936	L/T REFUND 2014A 73510000	7,599,687.50	.00	.00	7,432,806.25	166,881.25	.98
TOTAL	L/T REFUND 2014A 73510000	7,599,687.50	.00	.00	7,432,806.25	166,881.25	.98
6937	REFUNDING BONDS 2016	2,945,350.00	.00	.00	2,944,548.75	801.25	1.00
TOTAL	REFUNDING BONDS 2016	2,945,350.00	.00	.00	2,944,548.75	801.25	1.00
6938	ROAD BONDS 2016-\$53.14MIL	2,713,600.00	.00	.00	2,712,798.75	801.25	1.00
TOTAL	ROAD BONDS 2016-\$53.14MIL	2,713,600.00	.00	.00	2,712,798.75	801.25	1.00
6939	REFUNDING BONDS 2016A	2,071,588.00	.00	.00	2,070,786.25	801.75	1.00
TOTAL	REFUNDING BONDS 2016A	2,071,588.00	.00	.00	2,070,786.25	801.75	1.00
6940	ROAD BONDS 2016A	4,298,700.00	.00	.00	4,297,898.75	801.25	1.00
TOTAL	ROAD BONDS 2016A	4,298,700.00	.00	.00	4,297,898.75	801.25	1.00

SELECTION CRITERIA: ALL

FUND - 358 - MONTG CO DEBT SERVICE

ACCOUNT	TITLE	BUDGET	PERIOD EXPENDITURES	ENCUMBRANCES OUTSTANDING	YEAR TO DATE ENC + EXP	AVAILABLE BALANCE	YTD/ BUD
6942	ROAD BONDS, SERIES 2018	3,408,725.00	.00	.00	3,408,031.25	693.75	1.00
TOTAL	ROAD BONDS, SERIES 2018	3,408,725.00	.00	.00	3,408,031.25	693.75	1.00
6943	REF BONDS, SERIES 2018	29,696,307.95	.00	.00	29,692,219.38	4,088.57	1.00
TOTAL	REF BONDS, SERIES 2018	29,696,307.95	.00	.00	29,692,219.38	4,088.57	1.00
6944	ROAD BONDS, SERIES 2018B	3,700,164.75	.00	.00	3,698,687.51	1,477.24	1.00
TOTAL	ROAD BONDS, SERIES 2018B	3,700,164.75	.00	.00	3,698,687.51	1,477.24	1.00
TOTAL	DEBT SERVICE	70,312,150.70	.00	.00	69,783,104.45	529,046.25	.99
TOTAL	MONTG CO DEBT SERVICE	70,312,150.70	.00	.00	76,741,099.55	-6,428,948.85	1.09

10/14/19
ACCOUNTING PERIOD: 13/19

MONTGOMERY COUNTY, TEXAS
DEPT/DIV EXPENDITURE SUMMARY

PAGE 48

SELECTION CRITERIA: ALL

FUND - 40012 - C/P-CERT OBLIGN 2012

ACCOUNT	TITLE	BUDGET	PERIOD EXPENDITURES	ENCUMBRANCES OUTSTANDING	YEAR TO DATE ENC + EXP	AVAILABLE BALANCE	YTD/ BUD
503121	NETWK CLOSET ACCESS-CJIS	400,000.00	11,335.64	102,357.23	202,498.25	197,501.75	.51
TOTAL	MAJOR PROJ 2012 - IT	400,000.00	11,335.64	102,357.23	202,498.25	197,501.75	.51
510120	COUNTY WIDE ROOF PROJECT	1,390,187.53	82,950.23	378,582.73	1,364,143.30	26,044.23	.98
510121	AC NEW SECURITY IT ROOMS	70,000.00	.00	.00	20,679.71	49,320.29	.30
510122	JP3 CARPET INSTALL	57,438.93	.00	.00	57,438.93	.00	1.00
510123	VETERANS REMODEL	6,623.54	.00	.00	6,623.54	.00	1.00
510124	HVAC CONTROLS-JUV/BLD MNT	195,750.00	.00	33,766.87	195,750.00	.00	1.00
TOTAL	MAJOR PROJ 2012-BLD MNT	1,720,000.00	82,950.23	412,349.60	1,644,635.48	75,364.52	.96
512121	A/C UNIT - JAIL	80,000.00	.00	36,645.50	80,000.00	.00	1.00
TOTAL	CAPITAL PROJ 2012 - JAIL	80,000.00	.00	36,645.50	80,000.00	.00	1.00
TOTAL	CAPITAL PROJECTS	2,200,000.00	94,285.87	551,352.33	1,927,133.73	272,866.27	.88
TOTAL	C/P-CERT OBLIGN 2012	2,200,000.00	94,285.87	551,352.33	1,927,133.73	272,866.27	.88

10/14/19
ACCOUNTING PERIOD: 13/19

MONTGOMERY COUNTY, TEXAS
DEPT/DIV EXPENDITURE SUMMARY

PAGE 49

SELECTION CRITERIA: ALL

FUND - 40013 - C/P-C/O 2012A-\$15,880,000

ACCOUNT	TITLE	BUDGET	PERIOD EXPENDITURES	ENCUMBRANCES OUTSTANDING	YEAR TO DATE ENC + EXP	AVAILABLE BALANCE	YTD/ BUD
6124013	COMMISSIONER PCT 1	525,376.66	.00	.00	359,091.05	166,285.61	.68
TOTAL	COMMISSIONER PCT 1	525,376.66	.00	.00	359,091.05	166,285.61	.68
TOTAL	CAPITAL PROJECTS	525,376.66	.00	.00	359,091.05	166,285.61	.68
TOTAL	C/P-C/O 2012A-\$15,880,000	525,376.66	.00	.00	359,091.05	166,285.61	.68

10/14/19
ACCOUNTING PERIOD: 13/19

MONTGOMERY COUNTY, TEXAS
DEPT/DIV EXPENDITURE SUMMARY

PAGE 50

SELECTION CRITERIA: ALL

FUND - 40014 - C/P P-T TOLL PROJECTS

ACCOUNT	TIME	BUDGET	PERIOD EXPENDITURES	ENCUMBRANCES OUTSTANDING	YEAR TO DATE ENC + EXP	AVAILABLE BALANCE	YTD/ BUD
61340214	COMMISSIONER PCT 2	5,336,976.50	.00	.00	.00	5,336,976.50	.00
TOTAL	COMMISSIONER PCT 2	5,336,976.50	.00	.00	.00	5,336,976.50	.00
61540214	COMMISSIONER PCT 4	5,336,976.54	.00	.00	.00	5,336,976.54	.00
TOTAL	COMMISSIONER PCT 4	5,336,976.54	.00	.00	.00	5,336,976.54	.00
TOTAL	PUBLIC TRANSPORTATION	10,673,953.04	.00	.00	.00	10,673,953.04	.00
TOTAL	C/P P-T TOLL PROJECTS	10,673,953.04	.00	.00	.00	10,673,953.04	.00

10/14/19
ACCOUNTING PERIOD: 13/19

MONTGOMERY COUNTY, TEXAS
DEPT/DIV EXPENDITURE SUMMARY

SELECTION CRITERIA: ALL

FUND - 40017 - LOCAL CAPITAL PROJECTS

ACCOUNT	TITLE	BUDGET	PERIOD EXPENDITURES	ENCUMBRANCES OUTSTANDING	YEAR TO DATE ENC + EXP	AVAILABLE BALANCE	YTD/ BUD
4066001	EM - SECURITY SYSTEM	10,000.00	.00	.00	10,000.00	.00	1.00
4066002	EM - RENOVATIONS	30,000.00	.00	27,756.00	27,756.00	2,244.00	.93
TOTAL	CAPITAL PROJ-EMERG MGMT	40,000.00	.00	27,756.00	37,756.00	2,244.00	.94
40912	402 W PHILLIPS PURCHASE	11,000.00	.00	.00	1,000.00	10,000.00	.09
TOTAL	NON-DEPARTMENTAL	11,000.00	.00	.00	1,000.00	10,000.00	.09
4096001	NONDEPT - CO WIDE FACILIT	37,500.00	.00	2,377.46	35,000.00	2,500.00	.93
TOTAL	CAPITAL PROJ-CO WIDE FAC	37,500.00	.00	2,377.46	35,000.00	2,500.00	.93
45760001	JP3 FURNISHINGS	838.79	.00	.00	838.79	.00	1.00
TOTAL	CAPITAL PROJ-TP3	838.79	.00	.00	838.79	.00	1.00
46560001	REFLECTIVE TINT (OT HSE)	50,000.00	.00	.00	35,776.00	14,224.00	.72
46560002	BULLETPROOF GLASS/REINFOR	175,000.00	.00	.00	.00	175,000.00	.00
TOTAL	CAPITAL PROJ-COURT OPER	225,000.00	.00	.00	35,776.00	189,224.00	.16
49760001	TREASURER EQUIPMENT	10,000.00	.00	.00	3,806.78	6,193.22	.38
TOTAL	CAPITAL PROJ-TREASURER	10,000.00	.00	.00	3,806.78	6,193.22	.38
4996001	TAX OFFICE CIP	198,709.03	.00	.00	.00	198,709.03	.00
TOTAL	CAPITAL PROJ-TAX OFFICE	198,709.03	.00	.00	.00	198,709.03	.00
50360001	ICAC EVIDENCE STORAGE	495,000.00	.00	.00	493,564.56	1,435.44	1.00
50360002	COMPELLANT STORAGE-LOCAL	587,461.00	.00	.00	159,414.28	428,046.72	.27
50360003	IT SECURITY SYSTEM	190,000.00	.00	26,458.84	129,654.92	60,345.08	.68
50360004	IT SECURITY PROJ 2	200,000.00	.00	85,673.88	85,673.88	114,326.12	.43
50360005	ENTERPRISE RESOURCE PLAN	3,071,825.93	.00	95,000.00	95,000.00	2,976,825.93	.03
TOTAL	CAPITAL PROJ-IT	4,544,286.93	.00	207,132.52	963,307.64	3,580,979.29	.21
51083	DISTRICT 2 SHERIFF BLDG	1,573,828.97	.00	2,925.00	2,925.00	1,570,903.97	.00
51084	SPRING CREEK REMODEL PCT3	250,000.00	.00	.00	244,626.88	5,373.12	.98
51089	EXTENSION OFFICE PARKING	828,188.30	.00	430,869.65	808,671.30	19,517.00	.98
TOTAL	BLDG MAINT/CONSTRUCTION	2,652,017.27	.00	433,794.65	1,056,223.18	1,595,794.09	.40
51060001	284th ADA REMODEL	41,000.00	.00	18.75	27,881.95	13,118.05	.68
51060006	ELECTIONS REMODEL	58,332.04	.00	.78	58,332.04	.00	1.00
51060011	COUNTY WIDE ROOF MGMT	160,370.07	.00	89,956.00	14,730.70	145,639.37	.09
51060012	HVAC CTLS CDSG/LIBRARIES	213,094.92	.00	.00	215,094.92	.00	1.00
51060013	ERP BUILD OUT	894.92	.00	.00	350.14	544.78	.39
51060015	COUNTY ATTORNEY BUILD OUT	18,635.76	.00	.00	18,635.76	.00	1.00
56060001	RADIO TOWER	2,938,689.54	.00	1,872,029.86	2,459,816.76	476,872.78	.84
TOTAL	CAPITAL PROJ-BLDG MAINT	3,431,017.25	.00	1,962,005.39	2,794,842.27	636,174.98	.81
5136001	LONE STAR FLOOR/PARTITION	50,000.00	.00	.00	.00	50,000.00	.00
TOTAL	CIVIC CENTER CAPITAL IMPR	50,000.00	.00	.00	.00	50,000.00	.00
51360001	EXPO/EQUESTRIAN AUDIO UPG	261,717.00	.00	261,717.00	261,717.00	.00	1.00
TOTAL	CAPITAL PROJ-CIVIC CENTER	261,717.00	.00	261,717.00	261,717.00	.00	1.00

10/14/19
ACCOUNTING PERIOD: 13/19

MONTGOMERY COUNTY, TEXAS
DEPT/DIV EXPENDITURE SUMMARY

PAGE 52

SELECTION CRITERIA: ALL

FUND - 40017 - LOCAL CAPITAL PROJECTS

ACCOUNT	TITLE	BUDGET	PERIOD EXPENDITURES	ENCUMBRANCES OUTSTANDING	YEAR TO DATE ENC + EXP	AVAILABLE BALANCE	YTD/ BUD
55160001	GENERATOR W/MAINTENANCE	28,884.00	.00	.00	28,884.00	.00	1.00
TOTAL	CAPITAL PROJ-CONSTABLE 1	28,884.00	.00	.00	28,884.00	.00	1.00
61360001	DISTRICT 4 SUBSTATION	2,400,000.00	.00	1,131,523.00	1,131,523.00	1,268,477.00	.47
TOTAL	CAPITAL PROJ-DIST4 SUBSTA	2,400,000.00	.00	1,131,523.00	1,131,523.00	1,268,477.00	.47
63060001	FORENSICS CENTER	4,100,000.00	.00	1,197,961.50	1,261,515.00	2,838,485.00	.31
TOTAL	CAPITAL PROJ-FORENSICS	4,100,000.00	.00	1,197,961.50	1,261,515.00	2,838,485.00	.31
TOTAL	CAPITAL PROJECTS	17,990,970.27	.00	5,224,267.52	7,612,189.66	10,378,780.61	.42
TOTAL	LOCAL CAPITAL PROJECTS	17,990,970.27	.00	5,224,267.52	7,612,189.66	10,378,780.61	.42

10/14/19
ACCOUNTING PERIOD: 13/19

MONTGOMERY COUNTY, TEXAS
DEPT/DIV EXPENDITURE SUMMARY

PAGE 53

SELECTION CRITERIA: ALL

FUND - 40018 - C/P ROAD BONDS 2016, \$60M

ACCOUNT	TITLE	BUDGET	PERIOD EXPENDITURES	ENCUMBRANCES OUTSTANDING	YEAR TO DATE ENC + EXP	AVAILABLE BALANCE	YTD/ BUD
6124014	COMMISSIONER PCT 1	1,036,682.49	.00	526,175.70	762,789.13	273,893.36	.74
TOTAL	COMMISSIONER PCT 1	1,036,682.49	.00	526,175.70	762,789.13	273,893.36	.74
6134014	COMMISSIONER PCT 2	2,316,736.75	.00	417,410.75	1,922,724.24	394,012.51	.83
TOTAL	COMMISSIONER PCT 2	2,316,736.75	.00	417,410.75	1,922,724.24	394,012.51	.83
6144014	COMMISSIONER PCT 3	1,668,587.52	.00	37,865.74	894,706.21	773,881.31	.54
TOTAL	COMMISSIONER PCT 3	1,668,587.52	.00	37,865.74	894,706.21	773,881.31	.54
6154014	COMMISSIONER PCT 4	5,162,795.46	77,718.24	2,759,120.44	4,801,346.17	361,449.29	.93
TOTAL	COMMISSIONER PCT 4	5,162,795.46	77,718.24	2,759,120.44	4,801,346.17	361,449.29	.93
TOTAL	CAPITAL PROJECTS	10,184,802.22	77,718.24	3,740,572.63	8,381,565.75	1,803,236.47	.82
TOTAL	C/P ROAD BONDS 2016, \$60M	10,184,802.22	77,718.24	3,740,572.63	8,381,565.75	1,803,236.47	.82

10/14/19
ACCOUNTING PERIOD: 13/19

MONTGOMERY COUNTY, TEXAS
DEPT/DIV EXPENDITURE SUMMARY

PAGE 54

SELECTION CRITERIA: ALL

FUND - 40019 - C/P ROAD BONDS 2016A

ACCOUNT	TITLE	BUDGET	PERIOD EXPENDITURES	ENCUMBRANCES OUTSTANDING	YEAR TO DATE ENC + EXP	AVAILABLE BALANCE	YTD/ BUD
6124015	COMMISSIONER PCT1	1,171,732.83	.00	62,402.20	627,315.18	544,417.65	.54
TOTAL	COMMISSIONER PCT1	1,171,732.83	.00	62,402.20	627,315.18	544,417.65	.54
6134015	COMMISSIONER PCT 2	4,903,159.77	.00	1,353,318.22	3,744,569.61	1,158,590.16	.76
TOTAL	COMMISSIONER PCT 2	4,903,159.77	.00	1,353,318.22	3,744,569.61	1,158,590.16	.76
6144015	COMMISSIONER PCT 3	23,476,928.42	93,265.65	13,051,859.32	23,460,708.89	16,219.53	1.00
TOTAL	COMMISSIONER PCT 3	23,476,928.42	93,265.65	13,051,859.32	23,460,708.89	16,219.53	1.00
6154015	COMMISSIONER PCT 4	10,212,045.89	160,690.90	5,361,964.13	9,099,585.76	1,112,460.13	.89
TOTAL	COMMISSIONER PCT 4	10,212,045.89	160,690.90	5,361,964.13	9,099,585.76	1,112,460.13	.89
TOTAL	CAPITAL PROJECTS	39,763,866.91	253,956.55	19,829,543.87	36,932,179.44	2,831,687.47	.93
TOTAL	C/P ROAD BONDS 2016A	39,763,866.91	253,956.55	19,829,543.87	36,932,179.44	2,831,687.47	.93

10/14/19
ACCOUNTING PERIOD: 13/19

MONTGOMERY COUNTY, TEXAS
DEPT/DIV EXPENDITURE SUMMARY

PAGE 55

SELECTION CRITERIA: ALL

FUND - 40020 - C/P ROAD BONDS 2018

ACCOUNT	TITLE	BUDGET	PERIOD EXPENDITURES	ENCUMBRANCES OUTSTANDING	YEAR TO DATE ENC + EXP	AVAILABLE BALANCE	YTD/ BUD
6124016	COMMISSIONER PCT1	11,939,273.56	29,032.76	5,796,173.32	11,928,597.96	10,675.60	1.00
TOTAL	COMMISSIONER PCT1	11,939,273.56	29,032.76	5,796,173.32	11,928,597.96	10,675.60	1.00
6134016	COMMISSIONER PCT 2	8,844,320.00	1,148.00	3,211,436.80	7,432,035.20	1,412,284.80	.84
TOTAL	COMMISSIONER PCT 2	8,844,320.00	1,148.00	3,211,436.80	7,432,035.20	1,412,284.80	.84
6144016	COMMISSIONER PCT3	15,074,980.18	.00	1,427,498.01	2,218,889.76	12,856,090.42	.15
TOTAL	COMMISSIONER PCT3	15,074,980.18	.00	1,427,498.01	2,218,889.76	12,856,090.42	.15
6154016	COMMISSIONER PCT4	5,082,132.33	.00	.00	.00	5,082,132.33	.00
TOTAL	COMMISSIONER PCT4	5,082,132.33	.00	.00	.00	5,082,132.33	.00
TOTAL	CAPITAL PROJECTS	40,940,706.07	30,180.76	10,435,108.13	21,579,522.92	19,361,183.15	.53
TOTAL	C/P ROAD BONDS 2018	40,940,706.07	30,180.76	10,435,108.13	21,579,522.92	19,361,183.15	.53

10/14/19
ACCOUNTING PERIOD: 13/19

MONTGOMERY COUNTY, TEXAS
DEPT/DIV EXPENDITURE SUMMARY

PAGE 56

SELECTION CRITERIA: ALL

FUND - 40021 - C/P ROAD BONDS 2018B

ACCOUNT	TITLE	BUDGET	PERIOD EXPENDITURES	ENCUMBRANCES OUTSTANDING	YEAR TO DATE ENC + EXP	AVAILABLE BALANCE	YTD/ BUD
6124017	COMMISSIONER PCT 1	19,000,000.00	1,595,119.00	2,980,376.38	7,818,007.67	11,181,992.33	.41
TOTAL	COMMISSIONER PCT 1	19,000,000.00	1,595,119.00	2,980,376.38	7,818,007.67	11,181,992.33	.41
6134017	COMMISSIONER PCT 2	24,000,000.00	464,944.05	10,696,236.82	12,909,886.00	11,090,114.00	.54
TOTAL	COMMISSIONER PCT 2	24,000,000.00	464,944.05	10,696,236.82	12,909,886.00	11,090,114.00	.54
6144017	COMMISSIONER PCT 3	3,600,000.00	.00	.00	.00	3,600,000.00	.00
TOTAL	COMMISSIONER PCT 3	3,600,000.00	.00	.00	.00	3,600,000.00	.00
6154017	COMMISSIONER PCT 4	43,000,000.00	.00	20,935.50	48,849.50	42,951,150.50	.00
TOTAL	COMMISSIONER PCT 4	43,000,000.00	.00	20,935.50	48,849.50	42,951,150.50	.00
TOTAL	CAPITAL PROJECTS	89,600,000.00	2,060,063.05	13,697,548.70	20,776,743.17	68,823,256.83	.23
TOTAL	C/P ROAD BONDS 2018B	89,600,000.00	2,060,063.05	13,697,548.70	20,776,743.17	68,823,256.83	.23

10/14/19
ACCOUNTING PERIOD: 13/19

MONTGOMERY COUNTY, TEXAS
DEPT/DIV EXPENDITURE SUMMARY

PAGE 57

SELECTION CRITERIA: ALL

FUND - 500 - TOLL ROAD AUTHORITY

ACCOUNT	TITLE	BUDGET	PERIOD EXPENDITURES	ENCUMBRANCES OUTSTANDING	YEAR TO DATE ENC + EXP	AVAILABLE BALANCE	YTD/ BUD
5	ENTERPRISE FUND	.00	.00	.00	-22,019,937.68	22,019,937.68	.00
TOTAL	ENTERPRISE FUND	.00	.00	.00	-22,019,937.68	22,019,937.68	.00
TOTAL	ENTERPRISE FUND	.00	.00	.00	-22,019,937.68	22,019,937.68	.00
50002	249 TOLL PROJECT	73,416,931.06	2,514,194.17	31,529,797.95	67,172,997.02	6,243,934.04	.91
500020	WETLANDS MITIGATION	87,300.00	.00	.00	.00	87,300.00	.00
TOTAL	249 TOLL PROJECT	73,504,231.06	2,514,194.17	31,529,797.95	67,172,997.02	6,331,234.04	.91
50003	242 TOLL PROJECT	387,851.46	.00	44,723.00	264,231.88	123,619.58	.68
TOTAL	242 TOLL PROJECT	387,851.46	.00	44,723.00	264,231.88	123,619.58	.68
TOTAL	PUBLIC TRANSPORTATION	73,892,082.52	2,514,194.17	31,574,520.95	67,437,228.90	6,454,853.62	.91
TOTAL	TOLL ROAD AUTHORITY	73,892,082.52	2,514,194.17	31,574,520.95	45,417,291.22	28,474,791.30	.61

SELECTION CRITERIA: ALL

FUND - 501 - MCTRA DEBT SERVICE FUND

ACCOUNT	TITLE	BUDGET	PERIOD EXPENDITURES	ENCUMBRANCES OUTSTANDING	YEAR TO DATE ENC + EXP	AVAILABLE BALANCE	YTD/ BUD
50101	SR LIEN REV BONDS 2018	4,467,157.53	.00	.00	2,192,000.00	2,275,157.53	.49
TOTAL	SR LIEN REV BONDS 2018	4,467,157.53	.00	.00	2,192,000.00	2,275,157.53	.49
TOTAL	DEBT SERVICE FUNDS	4,467,157.53	.00	.00	2,192,000.00	2,275,157.53	.49
TOTAL	MCTRA DEBT SERVICE FUND	4,467,157.53	.00	.00	2,192,000.00	2,275,157.53	.49

SELECTION CRITERIA: ALL

FUND - 670 - SELF INSURANCE MEDICAL FD

ACCOUNT	TITLE	BUDGET	PERIOD EXPENDITURES	ENCUMBRANCES OUTSTANDING	YEAR TO DATE ENC + EXP	AVAILABLE BALANCE	YTD/ BUD
4023	EMPLOYEE HEALTH	.00	1,351,899.21	.00	37,269,889.34	-37,269,889.34	.00
4024	RETIREE HEALTH	.00	193,370.40	.00	3,904,831.21	-3,904,831.21	.00
4025	OPTIONAL BENEFITS	.00	.00	.00	1,564,666.91	-1,564,666.91	.00
4028	COBRA COVERAGE	.00	17.76	.00	61,723.82	-61,723.82	.00
4029	EMPLOYEE LIFE	.00	.00	.00	146,578.34	-146,578.34	.00
TOTAL	RISK MANAGEMENT	.00	1,545,287.37	.00	42,947,689.62	-42,947,689.62	.00
TOTAL	GENERAL ADMINISTRATION	.00	1,545,287.37	.00	42,947,689.62	-42,947,689.62	.00
TOTAL	SELF INSURANCE MEDICAL FD	.00	1,545,287.37	.00	42,947,689.62	-42,947,689.62	.00

SELECTION CRITERIA: ALL

FUND - 671 - SELF INSURANCE W/C FUND

ACCOUNT	TITLE	BUDGET	PERIOD EXPENDITURES	ENCUMBRANCES OUTSTANDING	YEAR TO DATE ENC + EXP	AVAILABLE BALANCE	YTD/ BUD
40210	RISK MGT-WORKERS COMP	.00	14,560.00	.00	1,209,193.65	-1,209,193.65	.00
TOTAL	RISK MANAGEMENT	.00	14,560.00	.00	1,209,193.65	-1,209,193.65	.00
TOTAL	GENERAL ADMINISTRATION	.00	14,560.00	.00	1,209,193.65	-1,209,193.65	.00
TOTAL	SELF INSURANCE W/C FUND	.00	14,560.00	.00	1,209,193.65	-1,209,193.65	.00

10/14/19
ACCOUNTING PERIOD: 13/19

MONTGOMERY COUNTY, TEXAS
DEPT/DIV EXPENDITURE SUMMARY

PAGE 61

SELECTION CRITERIA: ALL

FUND - 672 - SELF INS ACCIDENT AND LIAB

ACCOUNT	TITLE	BUDGET	PERIOD EXPENDITURES	ENCUMBRANCES OUTSTANDING	YEAR TO DATE ENC + EXP	AVAILABLE BALANCE	YTD/ BUD
40220	RISK MGT-PROP/CASULTY/LIAB	.00	20,172.67	120,689.50	2,464,937.52	-2,464,937.52	.00
TOTAL	RISK MANAGEMENT	.00	20,172.67	120,689.50	2,464,937.52	-2,464,937.52	.00
TOTAL	GENERAL ADMINISTRATION	.00	20,172.67	120,689.50	2,464,937.52	-2,464,937.52	.00
6	INTERNAL SERVICE FUND	26,967.00	.00	.00	.00	26,967.00	.00
TOTAL	INTERNAL SERVICE FUND	26,967.00	.00	.00	.00	26,967.00	.00
TOTAL	INTERNAL SERVICE FUND	26,967.00	.00	.00	.00	26,967.00	.00
TOTAL	SELF INS ACCIDENT AND LIAB	26,967.00	20,172.67	120,689.50	2,464,937.52	-2,437,970.52	91.41

10/14/19
ACCOUNTING PERIOD: 13/19

MONTGOMERY COUNTY, TEXAS
DEPT/DIV EXPENDITURE SUMMARY

PAGE 62

SELECTION CRITERIA: ALL

FUND - 673 - WELLNESS CLINIC

ACCOUNT	TITLE	BUDGET	PERIOD EXPENDITURES	ENCUMBRANCES OUTSTANDING	YEAR TO DATE ENC + EXP	AVAILABLE BALANCE	YTD/ BUD
4026	WELLNESS CLINIC	.00	.00	18,173.14	1,437,931.34	-1,437,931.34	.00
TOTAL	RISK MANAGEMENT	.00	.00	18,173.14	1,437,931.34	-1,437,931.34	.00
TOTAL	GENERAL ADMINISTRATION	.00	.00	18,173.14	1,437,931.34	-1,437,931.34	.00
TOTAL	WELLNESS CLINIC	.00	.00	18,173.14	1,437,931.34	-1,437,931.34	.00
TOTAL REPORT		790,083,291.60	15,850,637.81	106,499,943.41	616,618,191.47	173,465,100.13	.78

10/14/19
ACCOUNTING PERIOD: 1/20

MONTGOMERY COUNTY, TEXAS
DEPT/DIV REVENUE SUMMARY

PAGE 1

SELECTION CRITERIA: ALL
FUND - 110 - GENERAL FUND

ACCOUNT	TITLE	BUDGET	PERIOD RECEIPTS	RECEIVABLES	YEAR TO DATE REVENUE	BALANCE	YTD/ BUD
1	GENERAL FUND	208,733,671.35	39,834.14	.00	39,834.14	208,693,837.21	.00
TOTAL	GENERAL FUND	208,733,671.35	39,834.14	.00	39,834.14	208,693,837.21	.00
TOTAL	GENERAL FUND	208,733,671.35	39,834.14	.00	39,834.14	208,693,837.21	.00
601	PERMITS	575,000.00	11,475.00	.00	11,475.00	563,525.00	.02
TOTAL	PERMITS	575,000.00	11,475.00	.00	11,475.00	563,525.00	.02
TOTAL	GENERAL ADMINISTRATION	575,000.00	11,475.00	.00	11,475.00	563,525.00	.02
4095	ECONOMIC DEVELOPMENT	2,390,174.00	.00	.00	.00	2,390,174.00	.00
TOTAL	NON-DEPARTMENTAL	2,390,174.00	.00	.00	.00	2,390,174.00	.00
489	TAX ASSESSOR/COLLECTOR	5,504,704.00	28,204.75	.00	28,204.75	5,476,499.25	.01
4891	TAX A/C-VEH INV TAX	16,276.00	.00	.00	.00	16,276.00	.00
4892	TAX A/C-REDEMPTION PENALTY	6,000.00	.00	.00	.00	6,000.00	.00
4895	TAX A/C-ECONOMIC DEVELOP.	.00	1,000.00	.00	1,000.00	-1,000.00	.00
TOTAL	TAX ASSESSOR/COLLECTOR	5,526,980.00	29,204.75	.00	29,204.75	5,497,775.25	.01
TOTAL	FINANCIAL ADMINISTRATION	7,917,154.00	29,204.75	.00	29,204.75	7,887,949.25	.00
6511	MEMORIAL LIBRARY	90,000.00	1,705.84	.00	1,705.84	88,294.16	.02
TOTAL	MEMORIAL LIBRARY	90,000.00	1,705.84	.00	1,705.84	88,294.16	.02
TOTAL	CULTURE AND RECREATION	90,000.00	1,705.84	.00	1,705.84	88,294.16	.02
513	CONVENTION CENTER COMPLEX	1,345,000.00	6,043.00	.00	6,043.00	1,338,957.00	.00
TOTAL	CONVENTION CENTER COMPLEX	1,345,000.00	6,043.00	.00	6,043.00	1,338,957.00	.00
TOTAL	FACILITIES	1,345,000.00	6,043.00	.00	6,043.00	1,338,957.00	.00
6303	FORENSIC SERVICES	151,250.00	31.00	.00	31.00	151,219.00	.00
TOTAL	MEDICAL HEALTH	151,250.00	31.00	.00	31.00	151,219.00	.00
633	ANIMAL CONTROL	130,000.00	5,625.00	.00	5,625.00	124,375.00	.04
TOTAL	ANIMAL CONTROL	130,000.00	5,625.00	.00	5,625.00	124,375.00	.04
63311	ANIMAL SHELTER DONATIONS	.00	293.00	.00	293.00	-293.00	.00
63318	ANIMAL SHELTER WELLNESS	.00	150.00	.00	150.00	-150.00	.00
TOTAL	ANIMAL SHELTER	.00	443.00	.00	443.00	-443.00	.00
TOTAL	HEALTH AND WELFARE	281,250.00	6,099.00	.00	6,099.00	275,151.00	.02
426	COUNTY COURT AT LAW #1	84,000.00	.00	.00	.00	84,000.00	.00
TOTAL	COUNTY COURT AT LAW #1	84,000.00	.00	.00	.00	84,000.00	.00
427	COUNTY COURT AT LAW #2	84,000.00	.00	.00	.00	84,000.00	.00
TOTAL	COUNTY COURT AT LAW #2	84,000.00	.00	.00	.00	84,000.00	.00
429	COUNTY COURT AT LAW #3	84,000.00	.00	.00	.00	84,000.00	.00

RUN DATE 10/14/19 TIME 08:49:46

- LIVE DATA BASE/COUNTY AUD

10/14/19
ACCOUNTING PERIOD: 1/20

MONTGOMERY COUNTY, TEXAS
DEPT/DIV REVENUE SUMMARY

PAGE 2

SELECTION CRITERIA: ALL

FUND - 110 - GENERAL FUND

ACCOUNT	TITLE	BUDGET	PERIOD RECEIPTS	RECEIVABLES	YEAR TO DATE REVENUE	BALANCE	YTD/ BUD
TOTAL	COUNTY COURT AT LAW #3	84,000.00	.00	.00	.00	84,000.00	.00
430	COUNTY COURT AT LAW #4	84,000.00	.00	.00	.00	84,000.00	.00
TOTAL	COUNTY COURT AT LAW #4	84,000.00	.00	.00	.00	84,000.00	.00
431	COUNTY COURT AT LAW #5	84,000.00	.00	.00	.00	84,000.00	.00
TOTAL	COUNTY COURT AT LAW #5	84,000.00	.00	.00	.00	84,000.00	.00
4351	DISTRICT ATTORNEY	90,000.00	.00	.00	.00	90,000.00	.00
435111	DA NO REFUSAL GRANT	143,460.01	.00	.00	.00	143,460.01	.00
435152	DA VICTIM COORD 20/21	163,766.20	.00	.00	.00	163,766.20	.00
4354	D. A. STATE FUNDS	1,017.12	.00	.00	.00	1,017.12	.00
TOTAL	DISTRICT ATTORNEY	398,243.33	.00	.00	.00	398,243.33	.00
4571	JP NO 3-TICID CONTRACT	58,585.00	.00	.00	.00	58,585.00	.00
TOTAL	JUSTICE OF PEACE PCT 3	58,585.00	.00	.00	.00	58,585.00	.00
TOTAL	JUDICIAL	876,828.33	.00	.00	.00	876,828.33	.00
4771	ALTERNATE DISPUTE RESIN	150,000.00	.00	.00	.00	150,000.00	.00
TOTAL	ALTERNATE DISPUTE RESIN	150,000.00	.00	.00	.00	150,000.00	.00
TOTAL	LEGAL SERVICES	150,000.00	.00	.00	.00	150,000.00	.00
5334	FIRE MARSHAL - INSPECTION	999,318.00	21,450.00	.00	21,450.00	977,868.00	.02
TOTAL	FIRE MARSHAL	999,318.00	21,450.00	.00	21,450.00	977,868.00	.02
55112	CONSTABLE 1-SURA SUB UNIT	250,165.00	.00	.00	.00	250,165.00	.00
55113	CONSTABLE 1-WTSD SUB UNIT	595,938.00	.00	.00	.00	595,938.00	.00
551131	CONST 1-WTSD TRUANCY SUBU	107,517.00	.00	.00	.00	107,517.00	.00
TOTAL	CONSTABLE PCT 1	953,620.00	.00	.00	.00	953,620.00	.00
55118	STEP COMPREHENSIVE	11,912.80	.00	.00	.00	11,912.80	.00
TOTAL	CONSTABLE PCT 1	11,912.80	.00	.00	.00	11,912.80	.00
55312	CONSTABLE 3-RMUD SUB UNIT	711,478.00	.00	.00	.00	711,478.00	.00
55313	CON 3-TWNSH-INTERMT CRIME	92,591.00	.00	.00	.00	92,591.00	.00
55314	CONSTABLE 3/MUD 94 UNIT	268,000.00	.00	.00	.00	268,000.00	.00
55316	CONSTABLE 3-SAFE HARBOR	190,152.00	.00	.00	.00	190,152.00	.00
55318	CONSTABLE 3-SPRING CRK UD	516,187.00	.00	.00	.00	516,187.00	.00
TOTAL	CONSTABLE PCT 3	1,778,408.00	.00	.00	.00	1,778,408.00	.00
55411	CONST 4-RIVERWALK POA	76,702.00	.00	.00	.00	76,702.00	.00
TOTAL	CONSTABLE PCT 4	76,702.00	.00	.00	.00	76,702.00	.00
554171	STEP COMPREHENSIVE	11,977.44	.00	.00	.00	11,977.44	.00
TOTAL	CONSTABLE PCT 4	11,977.44	.00	.00	.00	11,977.44	.00
55512	CONST 5-MAG ISD SUB UNIT	1,476,037.00	.00	.00	.00	1,476,037.00	.00
TOTAL	CONSTABLE PCT 5	1,476,037.00	.00	.00	.00	1,476,037.00	.00

RUN DATE 10/14/19 TIME 08:49:46

- LIVE DATA BASE/COUNTY AUD

10/14/19
ACCOUNTING PERIOD: 1/20

MONTGOMERY COUNTY, TEXAS
DEPT/DIV REVENUE SUMMARY

PAGE 3

SELECTION CRITERIA: ALL

FUND - 110 - GENERAL FUND

ACCOUNT	TITLE	BUDGET	PERIOD RECEIPTS	RECEIVABLES	YEAR TO DATE REVENUE	BALANCE	YTD/ BUD
55518	STEP COMPREHENSIVE	11,972.12	.00	.00	.00	11,972.12	.00
TOTAL	CONSTABLE PCT 5	11,972.12	.00	.00	.00	11,972.12	.00
5601	SHERIFF	70,000.00	520.00	.00	520.00	69,480.00	.01
56011	SHERIFF/ALARM DIVISION	850,000.00	10,195.00	.00	10,195.00	839,805.00	.01
5601224	STEP COMPREHENSIVE	104,631.00	.00	.00	.00	104,631.00	.00
560161	SHERIFF/9-1-1 SERVICES	1,354,666.00	.00	.00	.00	1,354,666.00	.00
560163	SHERIFF/MTG CTY RADIO SYS	103,000.00	.00	.00	.00	103,000.00	.00
56018	SHERIFF/ACADEMY	7,500.00	35.00	.00	35.00	7,465.00	.00
56019	SHERIFF/CRIME LAB	21,000.00	530.00	.00	530.00	20,470.00	.03
56022	WALDEN SUB-UNIT	151,240.00	.00	.00	.00	151,240.00	.00
56023	TOWN CENTER SUB-UNIT	9,356,453.00	.00	.00	.00	9,356,453.00	.00
560231	TOWN CENTER - SAFE HARBOR	94,056.00	.00	.00	.00	94,056.00	.00
56024	SHERIFF/WESTWOOD MAG ID	327,726.00	.00	.00	.00	327,726.00	.00
56025	SOUTH MONT CNTY MUD	505,437.00	.00	.00	.00	505,437.00	.00
56027	SHERIFF MUD 113	240,969.00	.00	.00	.00	240,969.00	.00
TOTAL	SHERIFF	13,186,678.00	11,280.00	.00	11,280.00	13,175,398.00	.00
5711	JUVENILE PROBATION-ADM	125,000.00	1,040.00	.00	1,040.00	123,960.00	.01
TOTAL	JUVENILE PROBATION	125,000.00	1,040.00	.00	1,040.00	123,960.00	.01
TOTAL	PUBLIC SAFETY	18,631,625.36	33,770.00	.00	33,770.00	18,597,855.36	.00
6291	AIRPORT MAINTENANCE	600,000.00	12,305.42	.00	12,305.42	587,694.58	.02
629141	CUSTOMS OPERATIONS	85,000.00	6,901.55	.00	6,901.55	78,098.45	.08
TOTAL	CUSTOMS	85,000.00	6,901.55	.00	6,901.55	78,098.45	.08
TOTAL	AIRPORT	685,000.00	19,206.97	.00	19,206.97	665,793.03	.03
TOTAL	PUBLIC TRANSPORTATION	685,000.00	19,206.97	.00	19,206.97	665,793.03	.03
TOTAL	GENERAL FUND	239,285,529.04	147,338.70	.00	147,338.70	239,138,190.34	.00

10/14/19
ACCOUNTING PERIOD: 1/20

MONTGOMERY COUNTY, TEXAS
DEPT/DIV REVENUE SUMMARY

PAGE 4

SELECTION CRITERIA: ALL

FUND - 211 - ATTY ADMINISTRATION

ACCOUNT	TITLE	BUDGET	PERIOD RECEIPTS	RECEIVABLES	YEAR TO DATE REVENUE	BALANCE	YTD/ BUD
4352	D A HOT CHECKS	50.00	.00	.00	.00	50.00	.00
TOTAL	DISTRICT ATTORNEY	50.00	.00	.00	.00	50.00	.00
4752	CTY ATTY WORTHLESS CHECKS	4,500.00	260.00	.00	260.00	4,240.00	.06
TOTAL	COUNTY ATTORNEY	4,500.00	260.00	.00	260.00	4,240.00	.06
TOTAL	GENERAL ADMINISTRATION	4,550.00	260.00	.00	260.00	4,290.00	.06
TOTAL	ATTY ADMINISTRATION	4,550.00	260.00	.00	260.00	4,290.00	.06

SELECTION CRITERIA: ALL

FUND - 212 - FOREFEITURES

ACCOUNT	TITLE	BUDGET	PERIOD RECEIPTS	RECEIVABLES	YEAR TO DATE REVENUE	BALANCE	YTD/ BUD
4353	D A FOREFEITURES	211,543.00	.00	.00	.00	211,543.00	.00
TOTAL	DISTRICT ATTORNEY	211,543.00	.00	.00	.00	211,543.00	.00
5513	CONSTABLE #1-FOREFEITURES	3,000.00	.00	.00	.00	3,000.00	.00
TOTAL	CONSTABLE PCT 1	3,000.00	.00	.00	.00	3,000.00	.00
5522	CONSTBL 2 STATE FOREFEITURE	8,000.00	.00	.00	.00	8,000.00	.00
TOTAL	CONSTABLE PCT 2	8,000.00	.00	.00	.00	8,000.00	.00
5532	CONSTBL # 3 FOREFEITURES	14,000.00	.00	.00	.00	14,000.00	.00
TOTAL	CONSTABLE PCT 3	14,000.00	.00	.00	.00	14,000.00	.00
5542	CONSTBL # 4 FOREFEITURES	19,500.00	.00	.00	.00	19,500.00	.00
TOTAL	CONSTABLE PCT 4	19,500.00	.00	.00	.00	19,500.00	.00
5552	CONSTABLE PCT 5-FOREFEITUR	25,000.00	.00	.00	.00	25,000.00	.00
TOTAL	CONSTABLE PCT 5	25,000.00	.00	.00	.00	25,000.00	.00
5604	SHERIFF FOREFEITURES	361,000.00	.00	.00	.00	361,000.00	.00
5604731	SHER MOCONNET FOREFEITURES	275,000.00	.00	.00	.00	275,000.00	.00
TOTAL	SHERIFF	636,000.00	.00	.00	.00	636,000.00	.00
TOTAL	PUBLIC SAFETY	917,043.00	.00	.00	.00	917,043.00	.00
TOTAL	FOREFEITURES	917,043.00	.00	.00	.00	917,043.00	.00

10/14/19
ACCOUNTING PERIOD: 1/20

MONTGOMERY COUNTY, TEXAS
DEPT/DIV REVENUE SUMMARY

PAGE 6

SELECTION CRITERIA: ALL

FUND - 215 - JURY

ACCOUNT	TITLE	BUDGET	PERIOD RECEIPTS	RECEIVABLES	YEAR TO DATE REVENUE	BALANCE	YTD/ BUD
2	SPECIAL REVENUE FUNDS	760,500.00	.00	.00	.00	760,500.00	.00
TOTAL	SPECIAL REVENUE FUNDS	760,500.00	.00	.00	.00	760,500.00	.00
TOTAL	SPECIAL REVENUE FUNDS	760,500.00	.00	.00	.00	760,500.00	.00
4381	284TH D C-2ND REGION CONT	111,433.00	.00	.00	.00	111,433.00	.00
TOTAL	284TH DISTRICT COURT	111,433.00	.00	.00	.00	111,433.00	.00
465	COURT OPERATIONS	781,500.00	.00	.00	.00	781,500.00	.00
TOTAL	COURT OPERATIONS	781,500.00	.00	.00	.00	781,500.00	.00
4652	DRUG COURT	200,000.00	3,570.00	.00	3,570.00	196,430.00	.02
TOTAL	DRUG COURT	200,000.00	3,570.00	.00	3,570.00	196,430.00	.02
46521	DRUG COURT-DWI COURT	150,000.00	2,674.00	.00	2,674.00	147,326.00	.02
TOTAL	DRUG COURT-DWI COURT	150,000.00	2,674.00	.00	2,674.00	147,326.00	.02
TOTAL	JUDICIAL	1,242,933.00	6,244.00	.00	6,244.00	1,236,689.00	.01
TOTAL	JURY	2,003,433.00	6,244.00	.00	6,244.00	1,997,189.00	.00

10/14/19
ACCOUNTING PERIOD: 1/20

MONTGOMERY COUNTY, TEXAS
DEPT/DIV REVENUE SUMMARY

PAGE 7

SELECTION CRITERIA: ALL

FUND - 216 - ROAD AND BRIDGE

ACCOUNT	TITLE	BUDGET	PERIOD RECEIPTS	RECEIVABLES	YEAR TO DATE REVENUE	BALANCE	YTD/ RUD
2	SPECIAL REVENUE FUNDS	37,857,570.00	152,723.73	.00	152,723.73	37,704,846.27	.00
TOTAL	SPECIAL REVENUE FUNDS	37,857,570.00	152,723.73	.00	152,723.73	37,704,846.27	.00
TOTAL	SPECIAL REVENUE FUNDS	37,857,570.00	152,723.73	.00	152,723.73	37,704,846.27	.00
6142	RECYCLE STATION-PCT 3	.00	2,920.00	.00	2,920.00	-2,920.00	.00
TOTAL	COMMISSIONER PCT 3	.00	2,920.00	.00	2,920.00	-2,920.00	.00
TOTAL	CONSERVATION	.00	2,920.00	.00	2,920.00	-2,920.00	.00
61380	MONT CO PCT2 PARKS	.00	550.00	.00	550.00	-550.00	.00
TOTAL	PCT 2 FACILITIES	.00	550.00	.00	550.00	-550.00	.00
TOTAL	COMMISSIONER PCT 2	.00	550.00	.00	550.00	-550.00	.00
61480	SOUTH COUNTY COMM CENTER	.00	2,680.00	.00	2,680.00	-2,680.00	.00
TOTAL	PCT 3 PARKS AND COMM CEN	.00	2,680.00	.00	2,680.00	-2,680.00	.00
TOTAL	COMMISSIONER PCT 3	.00	2,680.00	.00	2,680.00	-2,680.00	.00
TOTAL	FACILITIES	.00	3,230.00	.00	3,230.00	-3,230.00	.00
612	COMMISSIONER PCT 1	.00	11,295.00	.00	11,295.00	-11,295.00	.00
TOTAL	COMMISSIONER PCT 1	.00	11,295.00	.00	11,295.00	-11,295.00	.00
613	COMMISSIONER PCT 2	.00	1,066.05	.00	1,066.05	-1,066.05	.00
TOTAL	COMMISSIONER PCT 2	.00	1,066.05	.00	1,066.05	-1,066.05	.00
614	COMMISSIONER PCT 3	.00	30.00	.00	30.00	-30.00	.00
TOTAL	COMMISSIONER PCT 3	.00	30.00	.00	30.00	-30.00	.00
615	COMMISSIONER PCT 4	.00	7,600.00	.00	7,600.00	-7,600.00	.00
TOTAL	COMMISSIONER PCT 4	.00	7,600.00	.00	7,600.00	-7,600.00	.00
TOTAL	PUBLIC TRANSPORTATION	.00	19,991.05	.00	19,991.05	-19,991.05	.00
TOTAL	ROAD AND BRIDGE	37,857,570.00	178,864.78	.00	178,864.78	37,678,705.22	.00

10/14/19
ACCOUNTING PERIOD: 1/20

MONTGOMERY COUNTY, TEXAS
DEPT/DIV REVENUE SUMMARY

PAGE 8

SELECTION CRITERIA: ALL

FUND - 217 - SHERIFF COMMISSARY

ACCOUNT	TITLE	BUDGET	PERIOD RECEIPTS	RECEIVABLES	YEAR TO DATE REVENUE	BALANCE	YTD/ BUD
2	SPECIAL REVENUE FUNDS	899,550.00	.00	.00	.00	899,550.00	.00
TOTAL	SPECIAL REVENUE FUNDS	899,550.00	.00	.00	.00	899,550.00	.00
TOTAL	SPECIAL REVENUE FUNDS	899,550.00	.00	.00	.00	899,550.00	.00
51221	SHERIFF COMMISSARY STAFF	228,787.00	.00	.00	.00	228,787.00	.00
TOTAL	JAIL	228,787.00	.00	.00	.00	228,787.00	.00
TOTAL	PUBLIC SAFETY	228,787.00	.00	.00	.00	228,787.00	.00
TOTAL	SHERIFF COMMISSARY	1,128,337.00	.00	.00	.00	1,128,337.00	.00

10/14/19

ACCOUNTING PERIOD: 1/20

SELECTION CRITERIA: ALL

FUND - 218 - MEMORIAL LIBRARY - SPECIA

MONTGOMERY COUNTY, TEXAS
DEPT/DIV REVENUE SUMMARY

PAGE 9

ACCOUNT	TITLE	BUDGET	PERIOD RECEIPTS	RECEIVABLES	YEAR TO DATE REVENUE	BALANCE	YTD/ BUD
65118	GENERALOGY GIFT/RONALD JAC	.00	50.00	.00	50.00	-50.00	.00
TOTAL	MEMORIAL LIBRARY	.00	50.00	.00	50.00	-50.00	.00
TOTAL	CULTURE AND RECREATION	.00	50.00	.00	50.00	-50.00	.00
TOTAL	MEMORIAL LIBRARY - SPECIA	.00	50.00	.00	50.00	-50.00	.00

10/14/19
ACCOUNTING PERIOD: 1/20

MONTGOMERY COUNTY, TEXAS
DEPT/DIV REVENUE SUMMARY

PAGE 10

SELECTION CRITERIA: ALL

FUND - 219 - COMMUNITY DEVELOPMENT

ACCOUNT	TITLE	BUDGET	PERIOD RECEIPTS	RECEIVABLES	YEAR TO DATE REVENUE	BALANCE	YTD/ BUD
64204	CDBG YEAR 22	2,559,415.00	.00	.00	.00	2,559,415.00	.00
642612	WILLIS BUDG-PROG INC	.00	2,510.00	.00	2,510.00	-2,510.00	.00
6426121	LONESTAR BUDG-PROG INC	.00	475.00	.00	475.00	-475.00	.00
TOTAL	CDBG/\$1.7MIL-YEAR 1	2,559,415.00	2,985.00	.00	2,985.00	2,556,430.00	.00
64397	HOME YR 17	614,067.00	.00	.00	.00	614,067.00	.00
TOTAL	HOME PROGRAM/\$750K-YR 1	614,067.00	.00	.00	.00	614,067.00	.00
64409	HESG YR 9	220,445.00	.00	.00	.00	220,445.00	.00
TOTAL	CDBG DISASTER REC GRANT	220,445.00	.00	.00	.00	220,445.00	.00
TOTAL	HEALTH AND WELFARE	3,393,927.00	2,985.00	.00	2,985.00	3,390,942.00	.00
TOTAL	COMMUNITY DEVELOPMENT	3,393,927.00	2,985.00	.00	2,985.00	3,390,942.00	.00

10/14/19
ACCOUNTING PERIOD: 1/20

MONTGOMERY COUNTY, TEXAS
DEPT/DIV REVENUE SUMMARY

PAGE 11

SELECTION CRITERIA: ALL
FUND - 221 - LAW LIBRARY

ACCOUNT	TITLE	BUDGET	PERIOD RECEIPTS	RECEIVABLES	YEAR TO DATE REVENUE	BALANCE	YTD/ BUD
2	SPECIAL REVENUE FUNDS	296,041.00	.00	.00	.00	296,041.00	.00
TOTAL	SPECIAL REVENUE FUNDS	296,041.00	.00	.00	.00	296,041.00	.00
TOTAL	SPECIAL REVENUE FUNDS	296,041.00	.00	.00	.00	296,041.00	.00
TOTAL	LAW LIBRARY	296,041.00	.00	.00	.00	296,041.00	.00

10/14/19
ACCOUNTING PERIOD: 1/20

MONTGOMERY COUNTY, TEXAS
DEPT/DIV REVENUE SUMMARY

PAGE 12

SELECTION CRITERIA: ALL

FUND - 224 - JUVENILE PROBATION-STATE

ACCOUNT	- - - - TITLE - - - -	BUDGET	PERIOD RECEIPTS	RECEIVABLES	YEAR TO DATE REVENUE	BALANCE	YTD/ BUD
2	SPECIAL REVENUE FUNDS	.00	355.00	.00	355.00	-355.00	.00
TOTAL	SPECIAL REVENUE FUNDS	.00	355.00	.00	355.00	-355.00	.00
TOTAL	SPECIAL REVENUE FUNDS	.00	355.00	.00	355.00	-355.00	.00
TOTAL	JUVENILE PROBATION-STATE	.00	355.00	.00	355.00	-355.00	.00

10/14/19

MONTGOMERY COUNTY, TEXAS

PAGE 13

ACCOUNTING PERIOD: 1/20

DEPT/DIV REVENUE SUMMARY

SELECTION CRITERIA: ALL

FUND - 225 - RECORDS MGMT/PRESERVATION

ACCOUNT	TITLE	BUDGET	PERIOD RECEIPTS	RECEIVABLES	YEAR TO DATE REVENUE	BALANCE	YTD/ BUD
40311	CTY CLK/RECORDS MGMT/PRES	538,309.00	.00	.00	.00	538,309.00	.00
TOTAL	COUNTY CLERK	538,309.00	.00	.00	.00	538,309.00	.00
TOTAL	GENERAL ADMINISTRATION	538,309.00	.00	.00	.00	538,309.00	.00
TOTAL	RECORDS MGMT/PRESERVATION	538,309.00	.00	.00	.00	538,309.00	.00

10/14/19
ACCOUNTING PERIOD: 1/20

MONTGOMERY COUNTY, TEXAS
DEPT/DIV REVENUE SUMMARY

PAGE 14

SELECTION CRITERIA: ALL

FUND - 226 - PRE-TRIAL DIVERSION FUND

ACCOUNT	TITLE	BUDGET	PERIOD RECEIPTS	RECEIVABLES	YEAR TO DATE REVENUE	BALANCE	YTD/ BUD
43513	PRE-TRIAL DIVERSION	38,863.00	200.00	.00	200.00	38,663.00	.01
TOTAL	DISTRICT ATTORNEY	38,863.00	200.00	.00	200.00	38,663.00	.01
TOTAL	JUDICIAL	38,863.00	200.00	.00	200.00	38,663.00	.01
TOTAL	PRE-TRIAL DIVERSION FUND	38,863.00	200.00	.00	200.00	38,663.00	.01

10/14/19
ACCOUNTING PERIOD: 1/20

MONTGOMERY COUNTY, TEXAS
DEPT/DIV REVENUE SUMMARY

PAGE 15

SELECTION CRITERIA: ALL

FUND - 233 - MENTAL HEALTH FACILITY

ACCOUNT	TITLE	BUDGET	PERIOD RECEIPTS	RECEIVABLES	YEAR TO DATE REVENUE	BALANCE	YTD/ BUD
6311	MENTAL HEALTH	16,994,512.00	.00	.00	.00	16,994,512.00	.00
TOTAL	MENTAL HEALTH	16,994,512.00	.00	.00	.00	16,994,512.00	.00
TOTAL	HEALTH AND WELFARE	16,994,512.00	.00	.00	.00	16,994,512.00	.00
TOTAL	MENTAL HEALTH FACILITY	16,994,512.00	.00	.00	.00	16,994,512.00	.00

10/14/19
ACCOUNTING PERIOD: 1/20

MONTGOMERY COUNTY, TEXAS
DEPT/DIV REVENUE SUMMARY

PAGE 16

SELECTION CRITERIA: ALL

FUND - 234 - RECORDS MANAGEMENT COUNTY

ACCOUNT	TITLE	BUDGET	PERIOD RECEIPTS	RECEIVABLES	YEAR TO DATE REVENUE	BALANCE	YTD/ BUD
409310	RECORDS MNGT COUNTY	170,000.00	.00	.00	.00	170,000.00	.00
TOTAL	NON-DEPARTMENTAL	170,000.00	.00	.00	.00	170,000.00	.00
TOTAL	GENERAL ADMINISTRATION	170,000.00	.00	.00	.00	170,000.00	.00
TOTAL	RECORDS MANAGEMENT COUNTY	170,000.00	.00	.00	.00	170,000.00	.00

10/14/19

ACCOUNTING PERIOD: 1/20

SELECTION CRITERIA: ALL

FUND - 235 - RECORDS MGMT DIST CLERK

MONTGOMERY COUNTY, TEXAS
DEPT/DIV REVENUE SUMMARY

PAGE 17

ACCOUNT	TITLE	BUDGET	PERIOD RECEIPTS	RECEIVABLES	YEAR TO DATE REVENUE	BALANCE	YTD/ BUD
450110	RECORDS MGMT DIST CLERK	80,000.00	.00	.00	.00	80,000.00	.00
TOTAL	DISTRICT CLERK	80,000.00	.00	.00	.00	80,000.00	.00
TOTAL	GENERAL ADMINISTRATION	80,000.00	.00	.00	.00	80,000.00	.00
TOTAL	RECORDS MGMT DIST CLERK	80,000.00	.00	.00	.00	80,000.00	.00

10/14/19
ACCOUNTING PERIOD: 1/20

MONTGOMERY COUNTY, TEXAS
DEPT/DIV REVENUE SUMMARY

PAGE 18

SELECTION CRITERIA: ALL

FUND - 237 - DIST CLERK RECORDS PRESER

ACCOUNT	TITLE	BUDGET	PERIOD RECEIPTS	RECEIVABLES	YEAR TO DATE REVENUE	BALANCE	YTD/ BUD
45030	DISTRICT CLERK REC PRESV	40,000.00	.00	.00	.00	40,000.00	.00
TOTAL	DISTRICT CLERK	40,000.00	.00	.00	.00	40,000.00	.00
TOTAL	JUDICIAL	40,000.00	.00	.00	.00	40,000.00	.00
TOTAL	DIST CLERK RECORDS PRESER	40,000.00	.00	.00	.00	40,000.00	.00

10/14/19
ACCOUNTING PERIOD: 1/20

MONTGOMERY COUNTY, TEXAS
DEPT/DIV REVENUE SUMMARY

PAGE 19

SELECTION CRITERIA: ALL

FUND - 238 - COURT GUARDIANSHIP

ACCOUNT	TITLE	BUDGET	PERIOD RECEIPTS	RECEIVABLES	YEAR TO DATE REVENUE	BALANCE	YTD/ BUD
40933	COURT GUARDIANSHIP	30,000.00	.00	.00	.00	30,000.00	.00
TOTAL	NON-DEPARTMENTAL	30,000.00	.00	.00	.00	30,000.00	.00
TOTAL	JUDICIAL	30,000.00	.00	.00	.00	30,000.00	.00
TOTAL	COURT GUARDIANSHIP	30,000.00	.00	.00	.00	30,000.00	.00

10/14/19
ACCOUNTING PERIOD: 1/20

MONTGOMERY COUNTY, TEXAS
DEPT/DIV REVENUE SUMMARY

PAGE 20

SELECTION CRITERIA: ALL

FUND - 239 - COURT REPORTER SVC FUND

ACCOUNT	- - - - - TITLE - - - - -	BUDGET	PERIOD RECEIPTS	RECEIVABLES	YEAR TO DATE REVENUE	BALANCE	YTD/ BTD
2	SPECIAL REVENUE FUNDS	40,000.00	.00	.00	.00	40,000.00	.00
TOTAL	SPECIAL REVENUE FUNDS	40,000.00	.00	.00	.00	40,000.00	.00
TOTAL	SPECIAL REVENUE FUNDS	40,000.00	.00	.00	.00	40,000.00	.00
TOTAL	COURT REPORTER SVC FUND	40,000.00	.00	.00	.00	40,000.00	.00

10/14/19
ACCOUNTING PERIOD: 1/20

MONTGOMERY COUNTY, TEXAS
DEPT/DIV REVENUE SUMMARY

PAGE 21

SELECTION CRITERIA: ALL

FUND - 240 - COURTHOUSE SECURITY

ACCOUNT	TITLE	BUDGET	PERIOD RECEIPTS	RECEIVABLES	YEAR TO DATE REVENUE	BALANCE	YTD/ BUD
2	SPECIAL REVENUE FUNDS	300,000.00	.00	.00	.00	300,000.00	.00
TOTAL	SPECIAL REVENUE FUNDS	300,000.00	.00	.00	.00	300,000.00	.00
TOTAL	SPECIAL REVENUE FUNDS	300,000.00	.00	.00	.00	300,000.00	.00
TOTAL	COURTHOUSE SECURITY	300,000.00	.00	.00	.00	300,000.00	.00

10/14/19
ACCOUNTING PERIOD: 1/20

MONTGOMERY COUNTY, TEXAS
DEPT/DIV REVENUE SUMMARY

PAGE 22

SELECTION CRITERIA: ALL

FUND - 241 - COURT TECHNOLOGY CNTY/DIS

ACCOUNT	TITLE	BUDGET	PERIOD RECEIPTS	RECEIVABLES	YEAR TO DATE REVENUE	BALANCE	YTD/ BUD
40936	COURT TECHNOLOGY CNTY/DIS	17,477.00	.00	.00	.00	17,477.00	.00
TOTAL	NON-DEPARTMENTAL	17,477.00	.00	.00	.00	17,477.00	.00
TOTAL	JUDICIAL	17,477.00	.00	.00	.00	17,477.00	.00
TOTAL	COURT TECHNOLOGY CNTY/DIS	17,477.00	.00	.00	.00	17,477.00	.00

10/14/19
ACCOUNTING PERIOD: 1/20

MONTGOMERY COUNTY, TEXAS
DEPT/DIV REVENUE SUMMARY

PAGE 23

SELECTION CRITERIA: ALL

FUND - 243 - JUSTICE CRT TECHNOLOGY

ACCOUNT	TITLE	BUDGET	PERIOD RECEIPTS	RECEIVABLES	YEAR TO DATE REVENUE	BALANCE	YTD/ BUD
2	SPECIAL REVENUE FUNDS	52,000.00	.00	.00	.00	52,000.00	.00
TOTAL	SPECIAL REVENUE FUNDS	52,000.00	.00	.00	.00	52,000.00	.00
TOTAL	SPECIAL REVENUE FUNDS	52,000.00	.00	.00	.00	52,000.00	.00
TOTAL	JUSTICE CRT TECHNOLOGY	52,000.00	.00	.00	.00	52,000.00	.00

10/14/19
ACCOUNTING PERIOD: 1/20

MONTGOMERY COUNTY, TEXAS
DEPT/DIV REVENUE SUMMARY

PAGE 24

SELECTION CRITERIA: ALL

FUND - 244 - JUVENILE CASE MANAGER

ACCOUNT	TITLE	BUDGET	PERIOD RECEIPTS	RECEIVABLES	YEAR TO DATE REVENUE	BALANCE	YTD/ BUD
45512	JP 1-JUVENILE CASE DIV	128,940.00	.00	.00	.00	128,940.00	.00
TOTAL	JUSTICE OF PEACE PCT 1	128,940.00	.00	.00	.00	128,940.00	.00
45612	JP 2-JUVENILE CASE DIV	57,536.00	.00	.00	.00	57,536.00	.00
TOTAL	JUSTICE OF PEACE PCT 2	57,536.00	.00	.00	.00	57,536.00	.00
45712	JP 3-JUVENILE CASE DIV	70,062.00	.00	.00	.00	70,062.00	.00
TOTAL	JUSTICE OF PEACE PCT 3	70,062.00	.00	.00	.00	70,062.00	.00
45812	JP 4-JUVENILE CASE DIV	65,539.00	.00	.00	.00	65,539.00	.00
TOTAL	JUSTICE OF PEACE PCT 4	65,539.00	.00	.00	.00	65,539.00	.00
45912	JP 5-JUVENILE CASE DIV	55,115.00	.00	.00	.00	55,115.00	.00
TOTAL	JUSTICE OF PEACE PCT 5	55,115.00	.00	.00	.00	55,115.00	.00
TOTAL	JUDICIAL	377,192.00	.00	.00	.00	377,192.00	.00
TOTAL	JUVENILE CASE MANAGER	377,192.00	.00	.00	.00	377,192.00	.00

10/14/19
ACCOUNTING PERIOD: 1/20

MONTGOMERY COUNTY, TEXAS
DEPT/DIV REVENUE SUMMARY

PAGE 25

SELECTION CRITERIA: ALL

FUND - 261 - CC VITAL RECORDS PRES FND

ACCOUNT	- - - - - TITLE - - - - -	BUDGET	PERIOD RECEIPTS	RECEIVABLES	YEAR TO DATE REVENUE	BALANCE	YTD/ BUD
403261	VITAL RECORDS PRES	18,190.00	.00	.00	.00	18,190.00	.00
TOTAL	COUNTY CLERK	18,190.00	.00	.00	.00	18,190.00	.00
TOTAL	GENERAL ADMINISTRATION	18,190.00	.00	.00	.00	18,190.00	.00
TOTAL	CC VITAL RECORDS PRES FND	18,190.00	.00	.00	.00	18,190.00	.00

10/14/19
ACCOUNTING PERIOD: 1/20

MONTGOMERY COUNTY, TEXAS
DEPT/DIV REVENUE SUMMARY

PAGE 26

SELECTION CRITERIA: ALL

FUND - 358 - MONTG CO DEBT SERVICE

ACCOUNT	TITLE	BUDGET	PERIOD RECEIPTS	RECEIVABLES	YEAR TO DATE REVENUE	BALANCE	YTD/ BUD
3	DEBT SERVICE FUNDS	33,572,609.00	.00	.00	.00	33,572,609.00	.00
TOTAL	DEBT SERVICE FUNDS	33,572,609.00	.00	.00	.00	33,572,609.00	.00
TOTAL	DEBT SERVICE FUNDS	33,572,609.00	.00	.00	.00	33,572,609.00	.00
6927	C/O 2010B BABS-\$23.395 M	397,714.00	.00	.00	.00	397,714.00	.00
TOTAL	C/O 2010B BABS-\$23.395 M	397,714.00	.00	.00	.00	397,714.00	.00
TOTAL	DEBT SERVICE	397,714.00	.00	.00	.00	397,714.00	.00
TOTAL	MONTG CO DEBT SERVICE	33,970,323.00	.00	.00	.00	33,970,323.00	.00

10/14/19

ACCOUNTING PERIOD: 1/20

SELECTION CRITERIA: ALL

FUND - 670 - SELF INSURANCE MEDICAL FD

MONTGOMERY COUNTY, TEXAS
DEPT/DIV REVENUE SUMMARY

PAGE 27

ACCOUNT	TITLE	BUDGET	PERIOD RECEIPTS	RECEIVABLES	YEAR TO DATE REVENUE	BALANCE	YTD/ BUD
4023	EMPLOYEE HEALTH	.00	17,377.84	.00	17,377.84	-17,377.84	.00
4025	OPTIONAL BENEFITS	.00	125,777.32	.00	125,777.32	-125,777.32	.00
TOTAL	RISK MANAGEMENT	.00	143,155.16	.00	143,155.16	-143,155.16	.00
TOTAL	GENERAL ADMINISTRATION	.00	143,155.16	.00	143,155.16	-143,155.16	.00
TOTAL	SELF INSURANCE MEDICAL FD	.00	143,155.16	.00	143,155.16	-143,155.16	.00

10/14/19
ACCOUNTING PERIOD: 1/20

MONTGOMERY COUNTY, TEXAS
DEPT/DIV REVENUE SUMMARY

PAGE 28

SELECTION CRITERIA: ALL

FUND - 672 - SELF INS ACCIDENT AND LIAB

ACCOUNT	TITLE	BUDGET	PERIOD RECEIPTS	RECEIVABLES	YEAR TO DATE REVENUE	BALANCE	YTD/ BUD
40220	RISK MGT-PROP/CASULTY/LIAB	.00	21,789.83	.00	21,789.83	-21,789.83	.00
TOTAL	RISK MANAGEMENT	.00	21,789.83	.00	21,789.83	-21,789.83	.00
TOTAL	GENERAL ADMINISTRATION	.00	21,789.83	.00	21,789.83	-21,789.83	.00
TOTAL	SELF INS ACCIDENT AND LIAB	.00	21,789.83	.00	21,789.83	-21,789.83	.00
TOTAL REPORT		337,553,296.04	501,242.47	.00	501,242.47	337,052,053.57	.00

SELECTION CRITERIA: ALL

FUND - 110 - GENERAL FUND

ACCOUNT	TITLE	BUDGET	PERIOD EXPENDITURES	ENCUMBRANCES OUTSTANDING	YEAR TO DATE ENC + EXP	AVAILABLE BALANCE	YTD/ EUD
1	GENERAL FUND	176,200.00	.00	.00	.00	176,200.00	.00
TOTAL	GENERAL FUND	176,200.00	.00	.00	.00	176,200.00	.00
TOTAL	GENERAL FUND	176,200.00	.00	.00	.00	176,200.00	.00
400	COUNTY JUDGE	537,796.00	8,535.23	71.80	8,607.03	529,188.97	.02
TOTAL	COUNTY JUDGE	537,796.00	8,535.23	71.80	8,607.03	529,188.97	.02
401	HUMAN RESOURCES	629,802.00	10,224.88	11.00	10,235.88	619,566.12	.02
TOTAL	HUMAN RESOURCES	629,802.00	10,224.88	11.00	10,235.88	619,566.12	.02
4011	CIVIL SERVICE	4,500.00	.00	.00	.00	4,500.00	.00
TOTAL	CIVIL SERVICE	4,500.00	.00	.00	.00	4,500.00	.00
402	RISK MANAGEMENT	968,317.00	14,486.87	223.40	14,710.27	953,606.73	.02
TOTAL	RISK MANAGEMENT	968,317.00	14,486.87	223.40	14,710.27	953,606.73	.02
403	COUNTY CLERK	2,497,573.00	43,585.74	3,611.94	47,197.68	2,450,375.32	.02
TOTAL	COUNTY CLERK	2,497,573.00	43,585.74	3,611.94	47,197.68	2,450,375.32	.02
404	COURT COLLECTIONS	490,766.00	7,546.76	761.71	8,308.47	482,457.53	.02
TOTAL	COURT COLLECTIONS	490,766.00	7,546.76	761.71	8,308.47	482,457.53	.02
405	VETERANS SERVICE	326,248.00	5,803.51	222.29	6,025.80	320,222.20	.02
TOTAL	VETERANS SERVICE	326,248.00	5,803.51	222.29	6,025.80	320,222.20	.02
407	PURCHASING AGENT	1,173,888.00	19,355.21	4,061.53	23,416.74	1,150,471.26	.02
TOTAL	PURCHASING AGENT	1,173,888.00	19,355.21	4,061.53	23,416.74	1,150,471.26	.02
409	NON-DEPARTMENTAL	12,402,072.50	.00	6,292.17	6,292.17	12,395,780.33	.00
40911	EMPLOYEE BENEFITS	3,946,110.00	.00	.00	.00	3,946,110.00	.00
TOTAL	NON-DEPARTMENTAL	16,348,182.50	.00	6,292.17	6,292.17	16,341,890.33	.00
503	INFORMATION TECHNOLOGY	5,302,974.00	64,798.13	44,890.48	109,688.61	5,193,285.39	.02
50313	RENEWAL AND REPLACEMENT	1,170,458.00	.00	.00	.00	1,170,458.00	.00
50314	GIS	148,970.00	100.00	.00	100.00	148,870.00	.00
50316	NET/OPS DATACENTER	587,990.00	.00	594.67	594.67	587,395.33	.00
50317	IT ADMIN	147,840.00	.00	103.91	103.91	147,736.09	.00
50318	IT SECURITY	308,600.00	.00	.00	.00	308,600.00	.00
TOTAL	INFORMATION TECHNOLOGY	7,666,832.00	64,898.13	45,589.06	110,487.19	7,556,344.81	.01
601	PERMITS	518,928.00	9,330.35	.00	9,330.35	509,597.65	.02
TOTAL	PERMITS	518,928.00	9,330.35	.00	9,330.35	509,597.65	.02
9999	PAYROLL PASS-THRU	.00	6,811.42	.00	6,811.42	-6,811.42	.00
TOTAL	PAYROLL PASS-THRU	.00	6,811.42	.00	6,811.42	-6,811.42	.00
TOTAL	GENERAL ADMINISTRATION	31,162,832.50	190,578.10	60,844.90	251,423.00	30,911,409.50	.01
4095	ECONOMIC DEVELOPMENT	2,390,174.00	.00	.00	.00	2,390,174.00	.00

SELECTION CRITERIA: ALL

FUND - 110 - GENERAL FUND

ACCOUNT	TITLE	BUDGET	PERIOD EXPENDITURES	ENCUMBRANCES OUTSTANDING	YEAR TO DATE ENC + EXP	AVAILABLE BALANCE	YTD/ BUD
TOTAL	NON-DEPARTMENTAL	2,390,174.00	.00	.00	.00	2,390,174.00	.00
495	COUNTY AUDITOR	2,145,065.00	35,462.26	84.83	35,547.09	2,109,517.91	.02
TOTAL	COUNTY AUDITOR	2,145,065.00	35,462.26	84.83	35,547.09	2,109,517.91	.02
496	BUDGET OFFICE	335,891.00	4,183.59	616.34	4,799.93	331,091.07	.01
TOTAL	BUDGET OFFICE	335,891.00	4,183.59	616.34	4,799.93	331,091.07	.01
497	COUNTY TREASURER	735,728.00	16,621.85	686.65	17,308.50	718,419.50	.02
TOTAL	COUNTY TREASURER	735,728.00	16,621.85	686.65	17,308.50	718,419.50	.02
499	TAX ASSESSOR/COLLECTOR	4,830,806.00	79,327.05	2,006.33	81,333.38	4,749,472.62	.02
4991	TAX A/C-VEN INV TAX	16,276.00	.00	.00	.00	16,276.00	.00
4992	TAX A/C-RENDITION PENALTY	6,000.00	.00	.00	.00	6,000.00	.00
TOTAL	TAX ASSESSOR/COLLECTOR	4,853,082.00	79,327.05	2,006.33	81,333.38	4,771,748.62	.02
50311	FINANCIAL TECHNOLOGY	10,174.00	.00	.00	.00	10,174.00	.00
TOTAL	FINANCIAL TECHNOLOGY	10,174.00	.00	.00	.00	10,174.00	.00
TOTAL	FINANCIAL ADMINISTRATION	10,470,114.00	135,594.75	3,394.15	138,988.90	10,331,125.10	.01
665	EXTENSION AGENTS	770,409.00	12,433.17	.00	12,433.17	757,975.83	.02
TOTAL	EXTENSION AGENTS	770,409.00	12,433.17	.00	12,433.17	757,975.83	.02
TOTAL	CONSERVATION	770,409.00	12,433.17	.00	12,433.17	757,975.83	.02
50315	IT LIBRARY	80,159.00	.00	.00	.00	80,159.00	.00
TOTAL	INFORMATION TECHNOLOGY	80,159.00	.00	.00	.00	80,159.00	.00
6511	MEMORIAL LIBRARY	10,112,583.00	156,801.15	15,704.45	172,505.60	9,940,077.40	.02
TOTAL	MEMORIAL LIBRARY	10,112,583.00	156,801.15	15,704.45	172,505.60	9,940,077.40	.02
661	HISTORICAL COMMISSION	30,000.00	.00	.00	.00	30,000.00	.00
TOTAL	HISTORICAL COMMISSION	30,000.00	.00	.00	.00	30,000.00	.00
6611	HIST COMM DONATIONS	12,594.35	.00	.00	.00	12,594.35	.00
TOTAL	HIST COMM DONATIONS	12,594.35	.00	.00	.00	12,594.35	.00
TOTAL	CULTURE AND RECREATION	10,235,336.35	156,801.15	15,704.45	172,505.60	10,062,830.75	.02
4901	ELECTIONS ADMINISTRATION	1,490,451.00	20,675.49	13,706.63	34,382.12	1,456,068.88	.02
4902	VOTER REGISTRATION	.00	.00	9,584.02	9,584.02	-9,584.02	.00
TOTAL	ELECTIONS	1,490,451.00	20,675.49	23,290.65	43,966.14	1,446,484.86	.03
TOTAL	ELECTIONS	1,490,451.00	20,675.49	23,290.65	43,966.14	1,446,484.86	.03
509	BIDG CUSTODIAL SERVICES	3,438,319.00	53,588.61	13,820.24	67,408.85	3,370,910.15	.02
TOTAL	BIDG CUSTODIAL SERVICES	3,438,319.00	53,588.61	13,820.24	67,408.85	3,370,910.15	.02
510	BIDG MAINT/CONSTRUCTION	5,991,369.79	66,474.13	162,807.94	229,282.07	5,762,087.72	.04

10/14/19
ACCOUNTING PERIOD: 1/20

MONTGOMERY COUNTY, TEXAS
DEPT/DIV EXPENDITURE SUMMARY

PAGE 3

SELECTION CRITERIA: ALL

FUND - 110 - GENERAL FUND

ACCOUNT	TITLE	BUDGET	PERIOD EXPENDITURES	ENCUMBRANCES OUTSTANDING	YEAR TO DATE ENC + EXP	AVAILABLE BALANCE	YTD/ BUD
TOTAL	BLDG MAINT/CONSTRUCTION	5,991,369.79	66,474.13	162,807.94	229,282.07	5,762,087.72	.04
5121	JAIL	27,420,521.00	338,777.38	461,550.54	800,327.92	26,620,193.08	.03
TOTAL	JAIL	27,420,521.00	338,777.38	461,550.54	800,327.92	26,620,193.08	.03
513	CONVENTION CENTER COMPLEX	1,245,888.00	10,176.22	6,728.32	16,904.54	1,228,983.46	.01
TOTAL	CONVENTION CENTER COMPLEX	1,245,888.00	10,176.22	6,728.32	16,904.54	1,228,983.46	.01
5131	FAIRGROUNDS	44,429.00	.00	.00	.00	44,429.00	.00
TOTAL	FAIRGROUNDS	44,429.00	.00	.00	.00	44,429.00	.00
TOTAL	FACILITIES	38,140,526.79	469,016.34	644,907.04	1,113,923.38	37,026,603.41	.03
630	MEDICAL HEALTH	90,000.00	.00	.00	.00	90,000.00	.00
6303	FORENSIC SERVICES	2,204,795.00	23,177.84	4,278.25	27,456.09	2,177,338.91	.01
630313	FORENSICS DEPT ACER GRANT	23,997.20	.00	.00	.00	23,997.20	.00
TOTAL	MEDICAL HEALTH	2,318,792.20	23,177.84	4,278.25	27,456.09	2,291,336.11	.01
631	MENTAL HEALTH	221,525.00	.00	.00	.00	221,525.00	.00
TOTAL	MENTAL HEALTH	221,525.00	.00	.00	.00	221,525.00	.00
632	ENVIRONMENTAL HEALTH	2,116,264.00	37,225.95	25,471.94	62,697.89	2,113,566.11	.03
TOTAL	ENVIRONMENTAL HEALTH	2,116,264.00	37,225.95	25,471.94	62,697.89	2,113,566.11	.03
633	ANIMAL CONTROL	5,054,334.00	17,097.48	39,313.06	56,410.54	4,997,923.46	.01
TOTAL	ANIMAL CONTROL	5,054,334.00	17,097.48	39,313.06	56,410.54	4,997,923.46	.01
6331	ANIMAL SHELTER	110,000.00	49,828.63	.00	49,828.63	60,171.37	.45
63311	ANIMAL SHELTER DONATIONS	130,210.68	.00	.00	.00	130,210.68	.00
63315	ANIMAL SHELTER-PENCO 2018	3,337.88	.00	.00	.00	3,337.88	.00
63317	PET RETENTION GRANT	18,879.64	.00	.00	.00	18,879.64	.00
TOTAL	ANIMAL SHELTER	262,428.20	49,828.63	.00	49,828.63	212,599.57	.19
640	CHILD WELFARE	101,939.54	-210.00	759.51	549.51	101,390.03	.01
64012	CONCRETE SERVICES 19-24	6,500.00	.00	.00	.00	6,500.00	.00
TOTAL	CHILD WELFARE	108,439.54	-210.00	759.51	549.51	107,890.03	.01
641	WELFARE CONTRACT SERVICES	1,049,373.00	101,976.25	.00	101,976.25	947,396.75	.10
TOTAL	WELFARE CONTRACT SERVICES	1,049,373.00	101,976.25	.00	101,976.25	947,396.75	.10
64201	MCCD-COUNTY APPROPRIATION	1,000.00	.00	.00	.00	1,000.00	.00
TOTAL	MCCD/\$1.7MIL-YEAR 1	1,000.00	.00	.00	.00	1,000.00	.00
TOTAL	HEALTH AND WELFARE	11,192,155.94	229,096.15	69,822.76	298,918.91	10,893,237.03	.03
426	COUNTY COURT AT LAW #1	531,854.00	8,583.44	.00	8,583.44	523,270.56	.02
TOTAL	COUNTY COURT AT LAW #1	531,854.00	8,583.44	.00	8,583.44	523,270.56	.02
427	COUNTY COURT AT LAW #2	928,893.00	15,638.21	.00	15,638.21	913,254.79	.02

RUN DATE 10/14/19 TIME 08:49:34

- LIVE DATA BASE/COUNTY AUD

10/14/19
ACCOUNTING PERIOD: 1/20

MONTGOMERY COUNTY, TEXAS
DEPT/DIV EXPENDITURE SUMMARY

PAGE 4

SELECTION CRITERIA: ALL

FUND - 110 - GENERAL FUND

ACCOUNT	TITLE	BUDGET	PERIOD EXPENDITURES	ENCUMBRANCES OUTSTANDING	YEAR TO DATE ENC + EXP	AVAILABLE BALANCE	YTD/ BUD
TOTAL	COUNTY COURT AT LAW #2	928,893.00	15,638.21	.00	15,638.21	913,254.79	.02
429	COUNTY COURT AT LAW #3	843,916.00	13,546.33	1,757.97	15,304.30	828,611.70	.02
TOTAL	COUNTY COURT AT LAW #3	843,916.00	13,546.33	1,757.97	15,304.30	828,611.70	.02
430	COUNTY COURT AT LAW #4	541,758.00	8,724.82	.00	8,724.82	533,033.18	.02
TOTAL	COUNTY COURT AT LAW #4	541,758.00	8,724.82	.00	8,724.82	533,033.18	.02
431	COUNTY COURT AT LAW #5	520,443.00	8,484.02	59.63	8,543.65	511,899.35	.02
TOTAL	COUNTY COURT AT LAW #5	520,443.00	8,484.02	59.63	8,543.65	511,899.35	.02
4351	DISTRICT ATTORNEY	11,943,943.74	192,563.75	20,400.57	212,964.32	11,730,979.42	.02
435111	DA NO REFUSAL GRANT	197,745.38	914.18	832.50	1,746.68	195,998.70	.01
435151	DA VICTIM COORD FT18	.00	-1,444.94	.00	-1,444.94	1,444.94	.00
435152	DA VICTIM COORD 20/21	164,766.20	2,852.71	.00	2,852.71	161,913.49	.02
435172	DA DVI FY20	102,401.72	1,824.71	.00	1,824.71	100,577.01	.02
435180	SMART PROSECUTION INITV	202,166.60	2,171.56	.00	2,171.56	199,995.04	.01
4354	D. A. STATE FUNDS	1,017.12	465.81	.00	465.81	551.31	.46
TOTAL	DISTRICT ATTORNEY	12,612,040.76	199,347.78	21,233.67	220,580.85	12,391,459.91	.02
43922	VETERANS TRNT CT 19-20	171,171.24	1,513.53	313.15	1,826.68	169,344.56	.01
TOTAL	359TH DISTRICT COURT	171,171.24	1,513.53	313.15	1,826.68	169,344.56	.01
450	DISTRICT CLERK	3,740,007.00	67,629.67	1,212.29	68,841.96	3,671,165.04	.02
TOTAL	DISTRICT CLERK	3,740,007.00	67,629.67	1,212.29	68,841.96	3,671,165.04	.02
455	JUSTICE OF PEACE PCT 1	904,564.00	14,842.12	.00	14,842.12	889,721.88	.02
TOTAL	JUSTICE OF PEACE PCT 1	904,564.00	14,842.12	.00	14,842.12	889,721.88	.02
456	JUSTICE OF PEACE PCT 2	564,684.00	9,332.31	667.00	9,999.31	554,684.69	.02
TOTAL	JUSTICE OF PEACE PCT 2	564,684.00	9,332.31	667.00	9,999.31	554,684.69	.02
457	JUSTICE OF PEACE PCT 3	1,271,796.00	22,839.56	1,825.00	24,664.56	1,247,131.44	.02
4571	JP NO 3-TCTD CONTRACT	58,585.00	1,144.23	.00	1,144.23	57,440.77	.02
TOTAL	JUSTICE OF PEACE PCT 3	1,330,381.00	23,983.79	1,825.00	25,808.79	1,304,572.21	.02
458	JUSTICE OF PEACE PCT 4	989,725.00	22,611.94	1,334.27	23,946.21	965,778.79	.02
TOTAL	JUSTICE OF PEACE PCT 4	989,725.00	22,611.94	1,334.27	23,946.21	965,778.79	.02
459	JUSTICE OF PEACE PCT 5	554,722.00	9,448.79	533.81	9,982.60	544,739.40	.02
TOTAL	JUSTICE OF PEACE PCT 5	554,722.00	9,448.79	533.81	9,982.60	544,739.40	.02
50312	JUDICIAL TECHNOLOGY	800,500.00	.00	.00	.00	800,500.00	.00
TOTAL	INFORMATION TECHNOLOGY	800,500.00	.00	.00	.00	800,500.00	.00
TOTAL	JUDICIAL	25,034,659.00	403,686.75	28,936.19	432,622.94	24,602,036.06	.02
4751	COUNTY ATTORNEY	3,567,535.67	46,392.09	459.44	46,851.53	3,520,684.14	.01
47512	TITLE IV-E LEGAL SVCS	16,405.02	10,281.57	174.21	10,455.78	5,949.24	.64

RUN DATE 10/14/19 TIME 08:49:35

- LIVE DATA BASE/COUNTY AUD

SELECTION CRITERIA: ALL

FUND - 110 - GENERAL FUND

ACCOUNT	----- TITLE -----	BUDGET	PERIOD EXPENDITURES	ENCUMBRANCES OUTSTANDING	YEAR TO DATE ENC + EXP	AVAILABLE BALANCE	YTD/ BUD
TOTAL	COUNTY ATTORNEY	3,583,940.69	56,673.66	633.65	57,307.31	3,526,633.38	.02
TOTAL	COUNTY ATTORNEY	3,583,940.69	56,673.66	633.65	57,307.31	3,526,633.38	.02
4771	ALTERNATE DISPUTE RESIN	150,000.00	.00	.00	.00	150,000.00	.00
TOTAL	ALTERNATE DISPUTE RESIN	150,000.00	.00	.00	.00	150,000.00	.00
TOTAL	LEGAL SERVICES	3,733,940.69	56,673.66	633.65	57,307.31	3,676,633.38	.02
406	EMERGENCY MANAGEMENT	648,687.00	11,246.16	4,560.54	15,806.70	632,880.30	.02
TOTAL	EMERGENCY MANAGEMENT	648,687.00	11,246.16	4,560.54	15,806.70	632,880.30	.02
50310	LAW ENF TECHNOLOGY	979,971.00	.00	149,808.42	149,808.42	830,162.58	.15
TOTAL	INFORMATION TECHNOLOGY	979,971.00	.00	149,808.42	149,808.42	830,162.58	.15
5433	FIRE MARSHAL - INVESTIGAT	956,916.03	14,611.53	2,024.23	16,635.76	940,280.27	.02
5434	FIRE MARSHAL - INSPECTION	956,423.48	14,321.74	1,040.31	15,362.05	935,061.43	.02
TOTAL	FIRE MARSHAL	1,907,339.51	28,933.27	3,064.54	31,997.81	1,875,341.70	.02
5511	CONSTABLE PCT 1	4,006,548.23	59,703.15	.00	59,703.15	3,946,845.08	.01
55112	CONSTABLE 1-SUBA SUB UNIT	250,165.00	4,554.95	.00	4,554.95	245,610.05	.02
55113	CONSTABLE 1-WISD SUB UNIT	595,938.00	10,616.80	.00	10,616.80	585,321.20	.02
551131	CONST 1-WISD TRIUNACY SUBU	107,517.00	1,884.03	.00	1,884.03	105,632.97	.02
55115	CONST PCT 1 SALE/COMM	38,038.75	.00	.00	.00	38,038.75	.00
TOTAL	CONSTABLE PCT 1	4,998,206.98	76,758.93	.00	76,758.93	4,921,448.05	.02
55118	STEP COMPREHENSIVE	15,114.02	.00	.00	.00	15,114.02	.00
TOTAL	CONSTABLE PCT 1	15,114.02	.00	.00	.00	15,114.02	.00
5521	CONSTABLE PCT 2	2,090,551.81	32,207.17	.00	32,207.17	2,058,344.64	.02
55215	CONST PCT 2 SALE/COMM	28,407.76	.00	.00	.00	28,407.76	.00
TOTAL	CONSTABLE PCT 2	2,118,959.57	32,207.17	.00	32,207.17	2,086,752.40	.02
5531	CONSTABLE PCT 3	4,130,794.17	60,971.76	16,143.68	77,115.44	4,053,678.73	.02
55312	CONSTABLE 3-RMUD SUB UNIT	711,478.00	12,001.96	780.07	12,782.03	698,695.97	.02
55313	CON 3-TWNSH-INTERMT CRIME	92,591.00	1,760.72	.00	1,760.72	90,830.28	.02
553132	CONST 3 - BIBC DET K9	707.14	.00	.00	.00	707.14	.00
55314	CONSTABLE 3/MMD 94 UNIT	268,000.00	4,739.11	895.67	5,634.78	262,365.22	.02
55315	CONST PCT 3 SALE/COMM	11,866.77	.00	519.87	519.87	11,346.90	.04
55316	CONSTABLE 3-SAFE HARBOR	190,152.00	3,297.77	514.14	3,811.91	186,340.09	.02
55318	CONSTABLE 3-SPRING CRK UD	516,187.00	8,858.82	714.58	9,573.40	506,613.60	.02
TOTAL	CONSTABLE PCT 3	5,921,776.08	91,630.14	19,568.01	111,198.15	5,810,577.93	.02
553136	NRA TRAINING GRANT - FY19	3,670.80	.00	.00	.00	3,670.80	.00
TOTAL	CONSTABLE PCT 3	3,670.80	.00	.00	.00	3,670.80	.00
5541	CONSTABLE PCT 4	4,431,907.58	62,960.32	3,525.07	66,485.39	4,365,422.19	.02
55411	CONST 4-RIVERPAIK POA	76,702.00	1,326.22	.00	1,326.22	75,375.78	.02
55415	CONST PCT 4 SALE/COMM	4,606.73	.00	1,823.00	1,823.00	2,783.73	.40

10/14/19
ACCOUNTING PERIOD: 1/20

MONTGOMERY COUNTY, TEXAS
DEPT/DIV EXPENDITURE SUMMARY

PAGE 6

SELECTION CRITERIA: ALL

FUND - 110 - GENERAL FUND

ACCOUNT	TITLE	BUDGET	PERIOD EXPENDITURES	ENCUMBRANCES OUTSTANDING	YEAR TO DATE ENC + EXP	AVAILABLE BALANCE	YTD/ BUD
TOTAL	CONSTABLE PCT 4	4,513,216.31	64,286.54	5,348.07	69,634.61	4,443,581.70	.02
554171	STEP COMPREHENSIVE	15,149.08	.00	.00	.00	15,149.08	.00
TOTAL	CONSTABLE PCT 4	15,149.08	.00	.00	.00	15,149.08	.00
5551	CONSTABLE PCT 5	2,816,782.36	41,009.33	7,342.45	48,351.78	2,768,430.58	.02
55512	CONST 5-MAG 1SD SUB UNIT	1,476,037.00	22,662.40	.00	22,662.40	1,453,374.60	.02
55513	CONST 5-OPERATIONS DEPUTY	112,025.28	1,781.93	.00	1,781.93	110,243.35	.02
55515	CONST PCT 5 SALE/COMM	28,470.74	.00	.00	.00	28,470.74	.00
TOTAL	CONSTABLE PCT 5	4,433,315.38	65,453.66	7,342.45	72,796.11	4,360,519.27	.02
55518	STEP COMPREHENSIVE	14,991.48	.00	.00	.00	14,991.48	.00
TOTAL	CONSTABLE PCT 5	14,991.48	.00	.00	.00	14,991.48	.00
5601	SHERIFF	2,675,104.07	43,379.25	215.01	43,594.26	2,631,509.81	.02
56010	SHERIFF-ADMIN SERVICES	2,573,992.68	31,303.14	240.39	31,543.53	2,542,449.15	.01
560102	SHERIFF-PIN/IT SUPPORT	881,274.00	8,430.52	3,625.00	12,055.52	869,218.48	.01
560103	SHERIFF-INTERNAL AFFAIRS	623,915.00	.00	.00	.00	623,915.00	.00
56011	SHERIFF/ALARM DIVISION	235,083.00	4,032.86	.00	4,032.86	231,050.14	.02
560120	SHER-REAR TIME CRIME CTR	755,926.00	13,245.56	24,514.00	37,759.56	718,166.44	.05
5601212	SHERIFF-PATROL EAST	10,864,240.55	204,135.09	406.25	204,541.34	10,659,699.21	.02
5601213	SHERIFF-PATROL WEST	6,143,056.45	115,631.47	11.75	115,643.22	6,027,413.23	.02
5601214	SHERIFF-PATROL SOUTH	1,883,196.00	27,575.87	11.75	27,587.62	1,855,608.38	.01
5601224	STEP COMPREHENSIVE	131,552.73	.00	.00	.00	131,552.73	.00
56014070	AUTO THEFT YR 26	359,222.47	5,294.89	110.00	5,404.89	353,817.58	.02
56014071	AUTO THEFT YR 26-GRIMES	73,305.00	.00	.00	.00	73,305.00	.00
56014072	AUTO THEFT YR 26-WALKER	84,461.00	.00	.00	.00	84,461.00	.00
56014073	AUTO THEFT YR26-TXDOT MTC	39,750.00	.00	.00	.00	39,750.00	.00
56014074	AUTO THEFT YR26-NICH MATCH	40,532.00	.00	.00	.00	40,532.00	.00
TOTAL	SHERIFF/AUTO THEFT/YR 26	597,270.47	5,294.89	110.00	5,404.89	591,865.58	.01
56015	SHERIFF-ORGANIZED CRIME	1,850,203.00	30,104.44	.00	30,104.44	1,820,098.56	.02
560150	SHERIFF/HOMELAND SECURITY	5,762,855.00	104,770.15	1,773.83	106,543.98	5,656,311.02	.02
5601591	SO/HPD-HTRA TASK FRC YR1	1,531.31	.00	.00	.00	1,531.31	.00
56016	SHERIFF-DISPATCH	3,450,160.00	54,016.57	.00	54,016.57	3,396,143.43	.02
560161	SHERIFF/9-1-1 SERVICES	1,354,666.00	21,858.26	.00	21,858.26	1,332,807.74	.02
560163	SHERIFF/MTG CTR RADIO SYS	1,141,824.00	6,229.31	23,901.08	30,130.39	1,111,693.61	.03
56017	S/O-HOMICIDE/VIOLENT CRM	2,609,844.00	53,330.93	3,269.17	56,600.10	2,553,243.90	.02
560171	SHERIFF/VEHICLE MAINT	2,463,986.00	12,622.22	25,686.61	38,308.83	2,425,677.17	.02
5601711	SHERIFF-FACILITY MAINT	1,222,757.00	11,225.91	15,948.12	27,174.03	1,195,582.97	.02
56019	SHERIFF/ACADEMY	3,210,003.32	27,267.10	12,852.01	40,119.11	3,169,884.21	.01
56019	SHERIFF/CRIME LAB	2,113,731.00	30,192.69	16,406.75	46,599.44	2,068,131.56	.02
56022	WALDEN SUB-UNIT	151,240.00	2,652.35	.00	2,652.35	148,587.65	.02
56023	TOWN CENTER SUB-UNIT	9,471,436.83	150,537.16	.00	150,537.16	9,320,899.67	.02
560231	TOWN CENTER - SAFE HARBOR	94,056.00	1,648.40	.00	1,648.40	92,407.60	.02
56024	SHERIFF/WESTWOOD MAG ID	327,726.00	5,580.17	.00	5,580.17	322,145.83	.02
56025	SOUTH MONT CNTY MUD	505,437.00	8,761.71	.00	8,761.71	496,675.29	.02
56027	SHERIFF MOD 113	240,969.00	4,038.75	.00	4,038.75	236,930.25	.02
56080101	MDS	.00	194.70	.00	194.70	-194.70	.00

RUN DATE 10/14/19 TIME 08:49:35

- LIVE DATA BASE/COUNTY AUD

10/14/19
ACCOUNTING PERIOD: 1/20

MONTGOMERY COUNTY, TEXAS
DEPT/DIV EXPENDITURE SUMMARY

PAGE 7

SELECTION CRITERIA: ALL

FUND - 110 - GENERAL FUND

ACCOUNT	TITLE	BUDGET	PERIOD EXPENDITURES	ENCUMBRANCES OUTSTANDING	YEAR TO DATE ENC + EXP	AVAILABLE BALANCE	YTD/ BUD
TOTAL	HIDTA YEAR 9	.00	194.70	.00	194.70	-194.70	.00
56080201	MDS	40,656.01	.00	.00	.00	40,656.01	.00
56080202	MOCOMET	47,656.01	.00	.00	.00	47,656.01	.00
TOTAL	HIDTA YEAR 10	88,312.02	.00	.00	.00	88,312.02	.00
TOTAL	HIDTA	88,312.02	194.70	.00	194.70	88,117.32	.00
TOTAL	SHERIFF	63,446,348.43	978,059.47	128,971.72	1,107,031.19	62,339,317.24	.02
5711	JUVENILE PROBATION-ADM	2,079,185.33	36,850.49	56,107.53	92,958.02	1,986,227.31	.04
57111	JUV PROBATION-DETENTION	3,844,998.00	60,932.13	1,605.23	62,537.36	3,782,460.64	.02
5711134	JUV PROBATION-NSLP 19-20	9,232.33	.00	1,406.40	1,406.40	7,815.93	.15
5711529	JUVEP SUPPLEMENTAL-GRANT W	26,722.00	.00	.00	.00	26,722.00	.00
TOTAL	JUVENILE PROBATION	5,960,127.66	97,782.62	59,119.16	156,901.78	5,803,225.88	.03
5721	ADULT PROBATION	21,127.00	.00	52.36	52.36	21,074.64	.00
57211	ADULT PROB/BOND SUPERVISI	600,406.44	20,768.99	.00	20,768.99	579,637.45	.03
57221	ADULT PROBATION SUPERVISI	3,406,567.72	117,708.25	.00	117,708.25	3,288,859.47	.03
57251	ADULT PROB/COMMUNITY CORR	750,877.00	25,491.79	.00	25,491.79	725,385.21	.03
57271	ADULT PROB/MENTAL IMPAIR	123,643.78	5,033.17	.00	5,033.17	118,610.61	.04
57273	MENTAL HEALTH COURT SERV	360,141.00	12,832.47	127.50	12,959.97	347,181.03	.04
57281	IN-HOUSE COUNSELOR	64,787.74	2,003.29	.00	2,003.29	62,784.45	.03
57291	PRE-TRIAL DIVERSION	132,116.67	2,797.84	.00	2,797.84	129,318.83	.02
TOTAL	ADULT PROBATION	5,457,667.35	186,635.80	179.86	186,815.66	5,270,851.69	.03
573	DEPT PUBLIC SAFETY	122,689.00	2,362.02	.00	2,362.02	120,326.98	.02
TOTAL	DEPT PUBLIC SAFETY	122,689.00	2,362.02	.00	2,362.02	120,326.98	.02
TOTAL	PUBLIC SAFETY	100,557,229.65	1,635,355.78	377,962.77	2,013,318.55	98,543,911.10	.02
6291	AIRPORT MAINTENANCE	761,016.00	11,219.47	772.00	11,991.47	749,024.53	.02
629141	CUSTOMS OPERATIONS	211,151.00	.00	632.70	632.70	210,518.30	.00
TOTAL	CUSTOMS	211,151.00	.00	632.70	632.70	210,518.30	.00
62915	AIRPORT RESC/FIREFIGHTING	10,600.00	.00	356.48	356.48	10,243.52	.03
TOTAL	AIRPORT	982,767.00	11,219.47	1,761.18	12,980.65	969,786.35	.01
TOTAL	PUBLIC TRANSPORTATION	982,767.00	11,219.47	1,761.18	12,980.65	969,786.35	.01
695	CONTINGENCY	827,657.70	.00	.00	.00	827,657.70	.00
TOTAL	CONTINGENCY	827,657.70	.00	.00	.00	827,657.70	.00
TOTAL	MISCELLANEOUS	827,657.70	.00	.00	.00	827,657.70	.00
TOTAL	GENERAL FUND	234,774,279.62	3,321,130.81	1,227,257.74	4,548,388.55	230,225,891.07	.02

RUN DATE 10/14/19 TIME 08:49:35

- LIVE DATA BASE/COUNTY AUD

10/14/19
ACCOUNTING PERIOD: 1/20

MONTGOMERY COUNTY, TEXAS
DEPT/DIV EXPENDITURE SUMMARY

PAGE 8

SELECTION CRITERIA: ALL

FUND - 211 - ATTY ADMINISTRATION

ACCOUNT	TITLE	BUDGET	PERIOD EXPENDITURES	ENCUMBRANCES OUTSTANDING	YEAR TO DATE ENC + EXP	AVAILABLE BALANCE	YTD/ BUD
4352	D A HOT CHECKS	625.00	.00	.00	.00	625.00	.00
TOTAL	DISTRICT ATTORNEY	625.00	.00	.00	.00	625.00	.00
4752	CTY ATTY WORTHLESS CHECKS	31,730.00	619.46	.00	619.46	31,110.54	.02
TOTAL	COUNTY ATTORNEY	31,730.00	619.46	.00	619.46	31,110.54	.02
TOTAL	GENERAL ADMINISTRATION	32,355.00	619.46	.00	619.46	31,735.54	.02
TOTAL	ATTY ADMINISTRATION	32,355.00	619.46	.00	619.46	31,735.54	.02

10/14/19
ACCOUNTING PERIOD: 1/20

MONTGOMERY COUNTY, TEXAS
DEPT/DIV EXPENDITURE SUMMARY

PAGE 9

SELECTION CRITERIA: ALL

FUND - 212 - FORFEITURES

ACCOUNT	TITLE	BUDGET	PERIOD EXPENDITURES	ENCUMBRANCES OUTSTANDING	YEAR TO DATE ENC + EXP	AVAILABLE BALANCE	YTD/ BUD
4353	D A FORFEITURES	211,543.00	1,761.80	.00	1,761.80	209,781.20	.01
TOTAL	DISTRICT ATTORNEY	211,543.00	1,761.80	.00	1,761.80	209,781.20	.01
5513	CONSTABLE #1-FORFEITURES	3,000.00	.00	.00	.00	3,000.00	.00
TOTAL	CONSTABLE PCT 1	3,000.00	.00	.00	.00	3,000.00	.00
5522	CNSTBL 2 STATE FORFEITURE	8,000.00	.00	.00	.00	8,000.00	.00
TOTAL	CONSTABLE PCT 2	8,000.00	.00	.00	.00	8,000.00	.00
5532	CNSTBL # 3 FORFEITURES	14,000.00	.00	.00	.00	14,000.00	.00
TOTAL	CONSTABLE PCT 3	14,000.00	.00	.00	.00	14,000.00	.00
5542	CNSTBL # 4 FORFEITURES	19,500.00	.00	.00	.00	19,500.00	.00
TOTAL	CONSTABLE PCT 4	19,500.00	.00	.00	.00	19,500.00	.00
5552	CONSTABLE PCT 5-FORFEITUR	25,000.00	.00	.00	.00	25,000.00	.00
TOTAL	CONSTABLE PCT 5	25,000.00	.00	.00	.00	25,000.00	.00
5604	SHERIFF FORFEITURES	361,000.00	.00	23,782.40	23,782.40	337,217.60	.07
5604/731	SHER MOCONET FORFEITURES	275,000.00	.00	.00	.00	275,000.00	.00
TOTAL	SHERIFF	636,000.00	.00	23,782.40	23,782.40	612,217.60	.04
TOTAL	PUBLIC SAFETY	917,043.00	1,761.80	23,782.40	25,544.20	891,498.80	.03
TOTAL	FORFEITURES	917,043.00	1,761.80	23,782.40	25,544.20	891,498.80	.03

10/14/19
ACCOUNTING PERIOD: 1/20

MONTGOMERY COUNTY, TEXAS
DEPT/DIV EXPENDITURE SUMMARY

PAGE 10

SELECTION CRITERIA: ALL

FUND - 214 - FEMA DISASTER GRANTS

ACCOUNT	TITLE	BUDGET	PERIOD EXPENDITURES	ENCUMBRANCES OUTSTANDING	YEAR TO DATE ENC + EXP	AVAILABLE BALANCE	YTD/ BUD
40680	FY16 FLOOD MITIG ASSIST	8,344,479.80	.00	.00	.00	8,344,479.80	.00
TOTAL	MITIGATION PROJECTS	8,344,479.80	.00	.00	.00	8,344,479.80	.00
TOTAL	EMERGENCY MANAGEMENT	8,344,479.80	.00	.00	.00	8,344,479.80	.00
64922	CAT-C-ROAD & BRIDGE PW	7,645.15	.00	.00	.00	7,645.15	.00
TOTAL	FEMA-DR-4269-TX	7,645.15	.00	.00	.00	7,645.15	.00
64950	HMGF ADMINISTRATION	10,418.34	.00	.00	.00	10,418.34	.00
TOTAL	HARVEY MITIGATION PROJECT	10,418.34	.00	.00	.00	10,418.34	.00
TOTAL	FLOOD MITIGATION PROGRAMS	18,063.49	.00	.00	.00	18,063.49	.00
TOTAL	HEALTH AND WELFARE	8,362,543.29	.00	.00	.00	8,362,543.29	.00
TOTAL	FEMA DISASTER GRANTS	8,362,543.29	.00	.00	.00	8,362,543.29	.00

10/14/19
ACCOUNTING PERIOD: 1/20

MONTGOMERY COUNTY, TEXAS
DEPT/DIV EXPENDITURE SUMMARY

PAGE 11

SELECTION CRITERIA: ALL

FUND - 215 - JURY

ACCOUNT	TITLE	BUDGET	PERIOD EXPENDITURES	ENCUMBRANCES OUTSTANDING	YEAR TO DATE ENC + EXP	AVAILABLE BALANCE	YTD/ BUD
434	9TH DISTRICT COURT	346,927.00	7,247.14	.00	7,247.14	339,679.86	.02
TOTAL	9TH DISTRICT COURT	346,927.00	7,247.14	.00	7,247.14	339,679.86	.02
436	410th DISTRICT COURT	499,272.00	9,538.14	26.43	9,564.57	489,707.43	.02
TOTAL	410th DISTRICT COURT	499,272.00	9,538.14	26.43	9,564.57	489,707.43	.02
437	221ST DISTRICT COURT	356,015.00	7,392.23	.00	7,392.23	348,622.77	.02
TOTAL	221ST DISTRICT COURT	356,015.00	7,392.23	.00	7,392.23	348,622.77	.02
438	284TH DISTRICT COURT	640,608.00	12,162.86	.00	12,162.86	628,445.14	.02
4381	284TH D C-2ND REGION CONT	111,433.00	1,925.19	.00	1,925.19	109,507.81	.02
TOTAL	284TH DISTRICT COURT	752,041.00	14,088.05	.00	14,088.05	737,952.95	.02
439	359TH DISTRICT COURT	415,088.00	8,192.97	338.55	8,531.52	406,556.48	.02
TOTAL	359TH DISTRICT COURT	415,088.00	8,192.97	338.55	8,531.52	406,556.48	.02
441	418TH DISTRICT COURT	663,986.00	11,667.29	94.99	11,762.28	652,223.72	.02
TOTAL	418TH DISTRICT COURT	663,986.00	11,667.29	94.99	11,762.28	652,223.72	.02
442	435TH DISTRICT COURT	364,342.00	7,420.63	.00	7,420.63	356,921.37	.02
TOTAL	435TH DISTRICT COURT	364,342.00	7,420.63	.00	7,420.63	356,921.37	.02
465	COURT OPERATIONS	7,895,034.00	74,015.53	62.94	74,078.47	7,820,955.53	.01
465426	CRIM INDIG DEF CCL #1	.00	5,135.67	.00	5,135.67	-5,135.67	.00
4654271	CIVIL INDIG DEF CCL #2	.00	175.00	.00	175.00	-175.00	.00
4654291	CIVIL INDIG DEF CCL #3	.00	20,467.53	.00	20,467.53	-20,467.53	.00
465430	CRIM INDIG DEF CCL #4	.00	9,636.66	.00	9,636.66	-9,636.66	.00
465431	CRIM INDIG DEF CCL #5	.00	10,670.00	.00	10,670.00	-10,670.00	.00
465434	CRIM INDIG DEF 9TH DC	.00	35,866.83	.00	35,866.83	-35,866.83	.00
4654341	CIVIL INDIG DEF 9TH DC	.00	105.00	.00	105.00	-105.00	.00
4654361	CIVIL INDIG DEF 410TH DC	.00	3,245.06	.00	3,245.06	-3,245.06	.00
465437	CRIM INDIG DEF 221ST DC	.00	13,955.83	.00	30,491.83	-30,491.83	.00
465439	CRIM INDIG DEF 359TH DC	.00	18,983.50	.00	35,135.50	-35,135.50	.00
4654411	CIVIL INDIG DEF 418TH DC	.00	6,400.00	.00	6,400.00	-6,400.00	.00
465442	CRIM INDIG DEF 435TH DC	.00	34,237.85	.00	34,237.85	-34,237.85	.00
TOTAL	INDIGENT DEFENSE EXPENSE	.00	158,878.93	32,688.00	191,566.93	-191,566.93	.00
TOTAL	COURT OPERATIONS	7,895,034.00	232,894.46	32,750.94	265,645.40	7,629,388.60	.03
46501	INDIGENT DEFENSE	.00	4,482.92	.00	4,482.92	-4,482.92	.00
TOTAL	INDIGENT DEFENSE	.00	4,482.92	.00	4,482.92	-4,482.92	.00
4652	DRUG COURT	685,684.00	4,529.21	1,573.95	6,103.16	679,580.84	.01
TOTAL	DRUG COURT	685,684.00	4,529.21	1,573.95	6,103.16	679,580.84	.01
46521	DRUG COURT-DWI COURT	328,392.00	1,357.96	6,186.50	7,544.46	320,847.54	.02
TOTAL	DRUG COURT-DWI COURT	328,392.00	1,357.96	6,186.50	7,544.46	320,847.54	.02
4659	OFFICE OF COURT ADMIN	745,763.00	6,828.18	.00	6,828.18	738,934.82	.01

RUN DATE 10/14/19 TIME 08:49:35

- LIVE DATA BASE/COUNTY AUD

10/14/19
ACCOUNTING PERIOD: 1/20

MONTGOMERY COUNTY, TEXAS
DEPT/DIV EXPENDITURE SUMMARY

PAGE 12

SELECTION CRITERIA: ALL

FUND - 215 - JURY

ACCOUNT	TITLE	BUDGET	PERIOD EXPENDITURES	ENCUMBRANCES OUTSTANDING	YEAR TO DATE ENC + EXP	AVAILABLE BALANCE	YTD/ BUD
TOTAL	OFFICE OF COURT ADMIN	745,763.00	6,828.18	.00	6,828.18	738,934.82	.01
TOTAL	JUDICIAL	13,052,544.00	315,639.18	40,971.36	356,610.54	12,695,933.46	.03
TOTAL	JURY	13,052,544.00	315,639.18	40,971.36	356,610.54	12,695,933.46	.03

10/14/19
ACCOUNTING PERIOD: 1/20

MONTGOMERY COUNTY, TEXAS
DEPT/DIV EXPENDITURE SUMMARY

SELECTION CRITERIA: ALL

FUND - 216 - ROAD AND BRIDGE

ACCOUNT	TITLE	BUDGET	PERIOD EXPENDITURES	ENCUMBRANCES OUTSTANDING	YEAR TO DATE INC + EXP	AVAILABLE BALANCE	YTD/ BUD
2	SPECIAL REVENUE FUNDS	356,134.35	.00	.00	.00	356,134.35	.00
TOTAL	SPECIAL REVENUE FUNDS	356,134.35	.00	.00	.00	356,134.35	.00
TOTAL	SPECIAL REVENUE FUNDS	356,134.35	.00	.00	.00	356,134.35	.00
6122	RECYCLE STATION-PCT 1	392,695.00	6,324.07	.00	6,324.07	386,370.93	.02
TOTAL	COMMISSIONER PCT 1	392,695.00	6,324.07	.00	6,324.07	386,370.93	.02
6142	RECYCLE STATION-PCT 3	805,513.00	10,022.87	14,641.98	24,664.85	780,848.15	.03
TOTAL	COMMISSIONER PCT 3	805,513.00	10,022.87	14,641.98	24,664.85	780,848.15	.03
TOTAL	CONSERVATION	1,198,208.00	16,346.94	14,641.98	30,988.92	1,167,219.08	.03
61380	MONT CO PCT2 PARKS	115,708.00	2,094.68	.00	2,094.68	113,613.32	.02
TOTAL	PCT 2 FACILITIES	115,708.00	2,094.68	.00	2,094.68	113,613.32	.02
TOTAL	COMMISSIONER PCT 2	115,708.00	2,094.68	.00	2,094.68	113,613.32	.02
61480	SOUTH COUNTY COMM CENTER	209,487.00	3,069.31	85.32	3,154.63	206,332.37	.02
61481	ROBINSON RD COMM CENTER	5,000.00	.00	.00	.00	5,000.00	.00
61482	OKLAHOMA COMM CENTER	5,000.00	.00	.00	.00	5,000.00	.00
61485	SPRING CREEK GREENWAY N.C	614,938.00	8,046.81	1,741.84	9,788.65	605,149.35	.02
5533	GREENWAY SECURITY	.00	2,116.40	.00	2,116.40	-2,116.40	.00
TOTAL	SPRING CREEK GREENWAY N.C	614,938.00	10,163.21	1,741.84	11,905.05	603,032.95	.02
TOTAL	PCT 3 PARKS AND COMM CEN	834,425.00	13,232.52	1,827.16	15,059.68	819,365.32	.02
TOTAL	COMMISSIONER PCT 3	834,425.00	13,232.52	1,827.16	15,059.68	819,365.32	.02
61580	EAST MC SENIOR CENTER	260,884.00	.00	20.39	20.39	260,863.61	.00
61582	MONT CO PCT 4 PARKS	754,742.00	.00	3,482.01	3,482.01	751,259.99	.00
TOTAL	PCT 4 PARKS AND COMM CENT	1,015,626.00	.00	3,502.40	3,502.40	1,012,123.60	.00
TOTAL	COMMISSIONER PCT 4	1,015,626.00	.00	3,502.40	3,502.40	1,012,123.60	.00
TOTAL	FACILITIES	1,965,759.00	15,327.20	5,329.56	20,656.76	1,945,102.24	.01
61432	VECTOR CONTROL GRANT	72,384.80	.00	.00	.00	72,384.80	.00
TOTAL	COMMISSIONER PCT 3	72,384.80	.00	.00	.00	72,384.80	.00
TOTAL	HEALTH AND WELFARE	72,384.80	.00	.00	.00	72,384.80	.00
50319	IT TRAFFIC OPS	1,232,560.80	.00	.00	.00	1,232,560.80	.00
TOTAL	INFORMATION TECHNOLOGY	1,232,560.80	.00	.00	.00	1,232,560.80	.00
600	COUNTY ENGINEER	1,907,512.00	28,419.53	6,692.00	35,111.53	1,872,400.47	.02
TOTAL	COUNTY ENGINEER	1,907,512.00	28,419.53	6,692.00	35,111.53	1,872,400.47	.02
612	COMMISSIONER PCT 1	8,096,799.55	75,795.97	224,512.03	300,308.00	7,796,491.55	.04

10/14/19
ACCOUNTING PERIOD: 1/20

MONTGOMERY COUNTY, TEXAS
DEPT/DIV EXPENDITURE SUMMARY

PAGE 14

SELECTION CRITERIA: ALL

FUND - 216 - ROAD AND BRIDGE

ACCOUNT	TITLE	BUDGET	PERIOD EXPENDITURES	ENCUMBRANCES OUTSTANDING	YEAR TO DATE ENC + EXP	AVAILABLE BALANCE	YTD/ BUD
61202	COMMR PCT 1-TXDOT REIMB	2,892.08	.00	.00	.00	2,892.08	.00
6121	COMMR PCT 1 - LAKE PARK	335,258.00	2,970.50	9.02	2,979.52	332,278.48	.01
TOTAL	COMMISSIONER PCT 1	8,434,949.63	78,766.47	224,521.05	303,287.52	8,131,662.11	.04
6120	COMMR PCT 1-SUSPENSE	60,911.87	.00	.00	.00	60,911.87	.00
TOTAL	COMMR PCT 1-SUSPENSE	60,911.87	.00	.00	.00	60,911.87	.00
613	COMMISSIONER PCT 2	8,400,904.55	60,157.22	213,441.90	273,599.12	8,127,305.43	.03
61302	COMMR PCT 2-TXDOT REIMB	22,254.58	.00	.00	.00	22,254.58	.00
TOTAL	COMMISSIONER PCT 2	8,423,159.13	60,157.22	213,441.90	273,599.12	8,149,560.01	.03
6130	COMMR PCT 2-SUSPENSE	571,262.74	.00	.00	.00	571,262.74	.00
TOTAL	COMMR PCT 2-SUSPENSE	571,262.74	.00	.00	.00	571,262.74	.00
61301	COMMR PCT 2-SURA PROJECT	1,032.00	.00	.00	.00	1,032.00	.00
TOTAL	COMMR PCT 2-SURA PROJECT	1,032.00	.00	.00	.00	1,032.00	.00
614	COMMISSIONER PCT 3	6,284,106.00	39,689.54	13,503.29	53,192.83	6,230,913.17	.01
6147	TRAFFIC OPERATIONS	145,000.00	20,687.84	2,801.81	23,489.65	121,510.35	.16
TOTAL	COMMISSIONER PCT 3	6,429,106.00	60,377.38	16,305.10	76,682.48	6,352,423.52	.01
615	COMMISSIONER PCT 4	7,942,327.55	128,075.11	148,183.05	276,258.16	7,666,069.39	.03
61502	COMMR PCT 4-TXDOT REIMB	316.00	.00	.00	.00	316.00	.00
TOTAL	COMMISSIONER PCT 4	7,942,643.55	128,075.11	148,183.05	276,258.16	7,666,385.39	.03
6150	COMMR PCT 4-SUSPENSE	1,378,573.00	.00	.00	.00	1,378,573.00	.00
TOTAL	COMMR PCT 4-SUSPENSE	1,378,573.00	.00	.00	.00	1,378,573.00	.00
TOTAL	PUBLIC TRANSPORTATION	36,381,710.72	355,795.71	609,143.10	964,938.81	35,416,771.91	.03
TOTAL	ROAD AND BRIDGE	39,974,196.87	387,469.85	629,114.64	1,016,584.49	38,957,612.38	.03

10/14/19
ACCOUNTING PERIOD: 1/20

MONTGOMERY COUNTY, TEXAS
DEPT/DIV EXPENDITURE SUMMARY

PAGE 15

SELECTION CRITERIA: ALL

FUND - 217 - SHERIFF COMMISSARY

ACCOUNT	TITLE	BUDGET	PERIOD EXPENDITURES	ENCUMBRANCES OUTSTANDING	YEAR TO DATE ENC + EXP	AVAILABLE BALANCE	YTD/ BUD
5122	SHERIFF COMMISSARY	824,550.00	.00	.00	.00	824,550.00	.00
51221	SHERIFF COMMISSARY STAFF	228,787.00	2,889.85	.00	2,889.85	225,897.15	.01
TOTAL	JAIL	1,053,337.00	2,889.85	.00	2,889.85	1,050,447.15	.00
TOTAL	PUBLIC SAFETY	1,053,337.00	2,889.85	.00	2,889.85	1,050,447.15	.00
TOTAL	SHERIFF COMMISSARY	1,053,337.00	2,889.85	.00	2,889.85	1,050,447.15	.00

10/14/19
ACCOUNTING PERIOD: 1/20

MONTGOMERY COUNTY, TEXAS
DEPT/DIV EXPENDITURE SUMMARY

PAGE 16

SELECTION CRITERIA: ALL

FUND - 218 - MEMORIAL LIBRARY - SPECIA

ACCOUNT	TITLE	BUDGET	PERIOD EXPENDITURES	ENCUMBRANCES OUTSTANDING	YEAR TO DATE ENC + EXP	AVAILABLE BALANCE	YTD/ BUD
65117	MEMORIAL GIFT GENERAL	48,283.83	.00	1.73	1.73	48,282.10	.00
65118	GENEALOGY GIFT/RONALD JAC	23,752.92	.00	.00	.00	23,752.92	.00
TOTAL	MEMORIAL LIBRARY	72,036.75	.00	1.73	1.73	72,035.02	.00
TOTAL	CULTURE AND RECREATION	72,036.75	.00	1.73	1.73	72,035.02	.00
TOTAL	MEMORIAL LIBRARY - SPECIA	72,036.75	.00	1.73	1.73	72,035.02	.00

SELECTION CRITERIA: ALL

FUND - 219 - COMMUNITY DEVELOPMENT

ACCOUNT	TITLE	BUDGET	PERIOD EXPENDITURES	ENCUMBRANCES OUTSTANDING	YEAR TO DATE ENC + EXP	AVAILABLE BALANCE	YTD/ BUD
615320	ALLEN DALE PROJECT	1,485,981.00	.00	.00	.00	1,485,981.00	.00
615321	RIVER OAKS PROJECT	1,307,618.00	.00	.00	.00	1,307,618.00	.00
615322	CONTINGENCY PROJECT	253,593.00	.00	.00	.00	253,593.00	.00
TOTAL	16 FLOODS/CDBG DR INFRAST	3,047,192.00	.00	.00	.00	3,047,192.00	.00
TOTAL	COMMISSIONER PCT 4	3,047,192.00	.00	.00	.00	3,047,192.00	.00
642022	CDBG YR 20 HOUSING REHAB	225,154.75	.00	.00	.00	225,154.75	.00
642025	CDBG YR 20 MCYS	180,964.20	.00	.00	.00	180,964.20	.00
TOTAL	CDBG - YEAR 20	406,118.95	.00	.00	.00	406,118.95	.00
642030	CDBG YR 21 ADMIN	40,931.46	1,513.96	14.61	1,528.57	39,402.89	.04
642031	CDBG YR 21 SOCIAL SERVICE	78,722.17	.00	.00	.00	78,722.17	.00
642034	CDBG YR21 SAULAS PK EXPAN	989,500.00	.00	.00	.00	989,500.00	.00
642035	CDBG YR21 HABITAT HSG RHB	100,000.00	.00	.00	.00	100,000.00	.00
642036	CDBG YR21 MAG COMM CTR EX	5,000.00	.00	.00	.00	5,000.00	.00
642037	CDBG YR21 E MAG COMM CTR	68,000.00	.00	.00	.00	68,000.00	.00
642038	CDBG YR21 HSING RHAB MCCD	59,713.92	.00	.00	.00	59,713.92	.00
TOTAL	CDBG YEAR 21	1,341,867.55	1,513.96	14.61	1,528.57	1,340,338.98	.00
642040	CDBG YR22-ADMIN	511,883.00	6,621.51	1,082.00	7,703.51	504,179.49	.02
642041	CDBG YR22-PROJ DELIVERY	15,000.00	.00	.00	.00	15,000.00	.00
642042	CDBG YR22-SOCIAL SERVICES	383,912.00	.00	.00	.00	383,912.00	.00
642043	CDBG YR22-BUDG IS/PURCH	385,978.00	.00	.00	.00	385,978.00	.00
642044	CDBG YR22-E MAGNOLIA CC	200,000.00	.00	.00	.00	200,000.00	.00
642045	CDBG YR22-MAG CC EXPANSIO	800,000.00	.00	.00	.00	800,000.00	.00
642046	CDBG YR22-HSNG RHAB MCCD	162,642.00	.00	.00	.00	162,642.00	.00
642047	CDBG YR22-HSNG RHAB HABIT	100,000.00	.00	.00	.00	100,000.00	.00
64295	CDBG/\$1,956,872 - YEAR 15	3,529.85	.00	.00	.00	3,529.85	.00
64296	CDBG/\$2,118,292 - YEAR 16	198.83	.00	.00	.00	198.83	.00
64297	CDBG YR 17 HOUSING DEMO.	40.58	.00	.00	.00	40.58	.00
642974	CDBG YR 17 HC DAY CENTER	38,882.54	.00	.00	.00	38,882.54	.00
642977	CDBG/\$2,244,177 - YEAR 17	38,923.12	.00	.00	.00	38,923.12	.00
6429801	CDBG YR 18-MCYS	930.00	.00	.00	.00	930.00	.00
642986	CDBG YR 18 HOUSING DEMO	48,032.56	.00	.00	.00	48,032.56	.00
642989	CDBG YR 18 HOMELESS EMPW	5,162.96	.00	.00	.00	5,162.96	.00
TOTAL	CDBG/\$2,172,630 - YEAR 18	54,125.52	.00	.00	.00	54,125.52	.00
642992	CDBG YR 19 DEMOLITION	50,000.00	.00	.00	.00	50,000.00	.00
642993	CDBG YR 19 HOUSING REHAB	60,494.25	.00	.00	.00	60,494.25	.00
642996	CDBG YR 19 NEW DANVILLE	185.00	.00	.00	.00	185.00	.00
TOTAL	CDBG/\$2,301,631 - YEAR 19	110,679.25	.00	.00	.00	110,679.25	.00
TOTAL	CDBG/\$1.7MIL-YEAR 1	4,514,858.07	8,135.47	11,876.01	20,011.48	4,494,846.59	.00
643931	HOME YR 13 TRANSF HSG	331,562.75	.00	.00	.00	331,562.75	.00
TOTAL	HOME/\$442,085 - YEAR 13	331,562.75	.00	.00	.00	331,562.75	.00
643941	HOME YR 14 ANGEL REACH	353,223.75	.00	.00	.00	353,223.75	.00

10/14/19
ACCOUNTING PERIOD: 1/20

MONTGOMERY COUNTY, TEXAS
DEPT/DIV EXPENDITURE SUMMARY

PAGE 18

SELECTION CRITERIA: ALL

FUND - 219 - COMMUNITY DEVELOPMENT

ACCOUNT	TITLE	BUDGET	PERIOD EXPENDITURES	ENCUMBRANCES OUTSTANDING	YEAR TO DATE ENC + EXP	AVAILABLE BALANCE	YTD/ BUD
643942	HOME YR 14 CHDO	.45	.00	.00	.00	.45	.00
TOTAL	HOME 470,965 YEAR 14	353,224.20	.00	.00	.00	353,224.20	.00
643951	HOME YR 15 - ANGEL REACH	353,223.75	.00	.00	.00	353,223.75	.00
643952	HOME YR 15 - CHDO	2,945.52	.00	.00	.00	2,945.52	.00
TOTAL	HOME YEAR 15	356,169.27	.00	.00	.00	356,169.27	.00
643960	HOME YR16 ADMIN	3,970.21	8.34	.00	8.34	3,961.87	.00
643961	HOME YR16 CHDO	22,636.86	.00	.00	.00	22,636.86	.00
643962	HOME YR16 EASTER SEALS	267,453.20	.00	.00	.00	267,453.20	.00
643963	HOME YR16 CAPITAL CONTING	189,765.00	.00	.00	.00	189,765.00	.00
TOTAL	HOME YEAR 16	483,825.27	8.34	.00	8.34	483,816.93	.00
643970	HOME YR17-ADMIN	61,406.00	.00	.00	.00	61,406.00	.00
643971	HOME YR17-CHDO	252,661.00	.00	.00	.00	252,661.00	.00
643972	HOME YR17-EASTER SEALS	300,000.00	.00	.00	.00	300,000.00	.00
TOTAL	HOME PROGRAM/5750K-YR 1	2,138,848.49	8.34	.00	8.34	2,138,840.15	.00
6436	HOME PROGRAM/5520,649-YR7	120,000.00	.00	.00	.00	120,000.00	.00
TOTAL	HOME PROGRAM/5520,649-YR7	120,000.00	.00	.00	.00	120,000.00	.00
644080	HESG YR8 ADMIN	50.36	.00	.00	.00	50.36	.00
644081	HESG YR8 SOCIAL SERVICES	40,232.91	.00	.00	.00	40,232.91	.00
TOTAL	HESG YEAR 8	40,283.27	.00	.00	.00	40,283.27	.00
644090	HESG YR9-ADMIN	8,266.00	.00	.00	.00	8,266.00	.00
644091	HESG YR9-SOCIAL SERVICES	212,179.00	.00	.00	.00	212,179.00	.00
TOTAL	CDBG DISASTER REC GRANT	260,728.27	.00	.00	.00	260,728.27	.00
TOTAL	HEALTH AND WELFARE	10,081,626.83	8,143.81	11,876.01	20,019.82	10,061,607.01	.00
TOTAL	COMMUNITY DEVELOPMENT	10,081,626.83	8,143.81	11,876.01	20,019.82	10,061,607.01	.00

RUN DATE 10/14/19 TIME 08:49:35

- LIVE DATA BASE/COUNTY AUD

10/14/19
ACCOUNTING PERIOD: 1/20

MONTGOMERY COUNTY, TEXAS
DEPT/DIV EXPENDITURE SUMMARY

PAGE 19

SELECTION CRITERIA: ALL

FUND - 221 - LAW LIBRARY

ACCOUNT	TITLE	BUDGET	PERIOD EXPENDITURES	ENCUMBRANCES OUTSTANDING	YEAR TO DATE ENC + EXP	AVAILABLE BALANCE	YTD/ BUD
426221	CCL 1 - LAW LIBRARY	1,000.00	.00	.00	.00	1,000.00	.00
TOTAL	COUNTY COURT AT LAW #1	1,000.00	.00	.00	.00	1,000.00	.00
427221	CCL 2 - LAW LIBRARY	1,000.00	.00	402.00	402.00	598.00	.40
TOTAL	COUNTY COURT AT LAW #2	1,000.00	.00	402.00	402.00	598.00	.40
429221	CCL 3 - LAW LIBRARY	1,000.00	.00	1,000.00	1,000.00	.00	1.00
TOTAL	COUNTY COURT AT LAW #3	1,000.00	.00	1,000.00	1,000.00	.00	1.00
430221	CCL 4 - LAW LIBRARY	1,000.00	.00	.00	.00	1,000.00	.00
TOTAL	COUNTY COURT AT LAW #4	1,000.00	.00	.00	.00	1,000.00	.00
431221	CCL 5 - LAW LIBRARY	1,000.00	.00	.00	.00	1,000.00	.00
TOTAL	COUNTY COURT AT LAW #5	1,000.00	.00	.00	.00	1,000.00	.00
434221	9TH DIST CT - LAW LIBRARY	1,000.00	.00	.00	.00	1,000.00	.00
TOTAL	9TH DISTRICT COURT	1,000.00	.00	.00	.00	1,000.00	.00
436221	410 DIST CT - LAW LIBRARY	1,000.00	.00	1,000.00	1,000.00	.00	1.00
TOTAL	410th DISTRICT COURT	1,000.00	.00	1,000.00	1,000.00	.00	1.00
437221	221ST DC - LAW LIBRARY	1,700.00	.00	.00	.00	1,700.00	.00
TOTAL	221ST DISTRICT COURT	1,700.00	.00	.00	.00	1,700.00	.00
438221	284TH DC - LAW LIBRARY	1,000.00	.00	.00	.00	1,000.00	.00
TOTAL	284TH DISTRICT COURT	1,000.00	.00	.00	.00	1,000.00	.00
439221	359TH DC - LAW LIBRARY	1,000.00	.00	.00	.00	1,000.00	.00
TOTAL	359TH DISTRICT COURT	1,000.00	.00	.00	.00	1,000.00	.00
441221	418TH DC - LAW LIBRARY	1,000.00	.00	1,000.00	1,000.00	.00	1.00
TOTAL	418TH DISTRICT COURT	1,000.00	.00	1,000.00	1,000.00	.00	1.00
442221	435TH DC - LAW LIBRARY	1,000.00	.00	.00	.00	1,000.00	.00
TOTAL	435TH DISTRICT COURT	1,000.00	.00	.00	.00	1,000.00	.00
465221	CRT OPER - LAW LIBRARY	12,100.00	.00	.00	.00	12,100.00	.00
TOTAL	COURT OPERATIONS	12,100.00	.00	.00	.00	12,100.00	.00
476	LAW LIBRARY	271,241.00	3,360.23	520.00	3,880.23	267,360.77	.01
TOTAL	LAW LIBRARY	271,241.00	3,360.23	520.00	3,880.23	267,360.77	.01
TOTAL	LEGAL SERVICES	296,041.00	3,360.23	3,922.00	7,282.23	288,758.77	.02
TOTAL	LAW LIBRARY	296,041.00	3,360.23	3,922.00	7,282.23	288,758.77	.02

10/14/19
ACCOUNTING PERIOD: 1/20

MONTGOMERY COUNTY, TEXAS
DEPT/DIV EXPENDITURE SUMMARY

PAGE 20

SELECTION CRITERIA: ALL

FUND - 224 - JUVENILE PROBATION-STATE

ACCOUNT	TITLE	BUDGET	PERIOD EXPENDITURES	ENCUMBRANCES OUTSTANDING	YEAR TO DATE ENC + EXP	AVAILABLE BALANCE	YTD/ BUD
5711306	POSTER CARE TITLE IV-E/19	46,424.31	.00	.00	.00	46,424.31	.00
57114801	BASIC SUPERVISION A/20	500,165.47	8,381.06	2,423.71	10,804.77	489,360.70	.02
57114802	COMMUNITY PROGRAMS A/20	634,728.09	9,706.94	700.00	10,406.94	624,321.15	.02
57114803	PRE & POST ADJ FACIL A/20	245,000.00	.00	.00	.00	245,000.00	.00
57114804	COMMITMENT DIVERSION A/20	225,000.00	.00	.00	.00	225,000.00	.00
57114805	MENTAL HEALTH A/20	211,085.96	3,166.31	.00	3,166.31	207,919.65	.02
TOTAL	JUV PROB/STATE AID-A/20	1,815,979.52	21,254.31	3,123.71	24,378.02	1,791,601.50	.01
571157	JUV JUS ALT ED PGR-P/20	521,931.93	9,434.83	257.76	9,692.59	512,239.34	.02
57117	JUVENILE PROBATION-LOCAL	83,262.64	.00	.00	.00	83,262.64	.00
5711840	RDA PRG-17-D0174	8,749.24	.00	.00	.00	8,749.24	.00
5711841	RDA PRG-17-D0274	5,337.63	.00	.00	.00	5,337.63	.00
5711842	RDA PRG-18-D0144	29,673.00	.00	.00	.00	29,673.00	.00
5711843	RDA PRG-18-D0145	19,089.00	.00	.00	.00	19,089.00	.00
5711844	RDA PRG-18-D0153	8,316.00	.00	.00	.00	8,316.00	.00
TOTAL	JUV PROB/RDA PRG	71,164.87	.00	.00	.00	71,164.87	.00
TOTAL	JUVENILE PROBATION	2,538,763.27	30,689.14	3,381.47	34,070.61	2,504,692.66	.01
TOTAL	PUBLIC SAFETY	2,538,763.27	30,689.14	3,381.47	34,070.61	2,504,692.66	.01
TOTAL	JUVENILE PROBATION-STATE	2,538,763.27	30,689.14	3,381.47	34,070.61	2,504,692.66	.01

10/14/19
ACCOUNTING PERIOD: 1/20

MONTGOMERY COUNTY, TEXAS
DEPT/DIV EXPENDITURE SUMMARY

PAGE 21

SELECTION CRITERIA: ALL

FUND - 225 - RECORDS MGMT/PRESERVATION

ACCOUNT	TITLE	BUDGET	PERIOD EXPENDITURES	ENCUMBRANCES OUTSTANDING	YEAR TO DATE ENC + EXP	AVAILABLE BALANCE	YTD/ BUD
40311	CTY CLK/RECORDS MGMT/PRES	538,309.00	6,182.98	4,083.92	10,266.90	528,042.10	.02
TOTAL	COUNTY CLERK	538,309.00	6,182.98	4,083.92	10,266.90	528,042.10	.02
TOTAL	GENERAL ADMINISTRATION	538,309.00	6,182.98	4,083.92	10,266.90	528,042.10	.02
TOTAL	RECORDS MGMT/PRESERVATION	538,309.00	6,182.98	4,083.92	10,266.90	528,042.10	.02

10/14/19
ACCOUNTING PERIOD: 1/20

MONTGOMERY COUNTY, TEXAS
DEPT/DIV EXPENDITURE SUMMARY

PAGE 22

SELECTION CRITERIA: ALL

FUND - 226 - PRE-TRIAL DIVERSION FUND

ACCOUNT	TITLE	BUDGET	PERIOD EXPENDITURES	ENCUMBRANCES OUTSTANDING	YEAR TO DATE ENC + EXP	AVAILABLE BALANCE	YTD/ BUD
43513	PRE-TRIAL DIVERSION	38,863.00	408.14	.00	408.14	38,454.86	.01
TOTAL	DISTRICT ATTORNEY	38,863.00	408.14	.00	408.14	38,454.86	.01
TOTAL	JUDICIAL	38,863.00	408.14	.00	408.14	38,454.86	.01
TOTAL	PRE-TRIAL DIVERSION FUND	38,863.00	408.14	.00	408.14	38,454.86	.01

10/14/19
ACCOUNTING PERIOD: 1/20

MONTGOMERY COUNTY, TEXAS
DEPT/DIV EXPENDITURE SUMMARY

PAGE 23

SELECTION CRITERIA: ALL

FUND - 232 - AIRPORT GRANTS

ACCOUNT	TITLE	BUDGET	PERIOD EXPENDITURES	ENCUMBRANCES OUTSTANDING	YEAR TO DATE ENC + EXP	AVAILABLE BALANCE	YTD/ BUD
6291324	AIRPORT-RAMP GRANT FY20	50,000.00	.00	.00	.00	50,000.00	.00
629137	1612CONROE	52.00	.00	.00	.00	52.00	.00
629138	1812CONRO	5,947,321.02	.00	.00	.00	5,947,321.02	.00
629160	1912CONROE-DESIGN PHASE	140,000.00	.00	.00	.00	140,000.00	.00
TOTAL	TAXIMAY G & F DESIGN/CNST	140,000.00	.00	.00	.00	140,000.00	.00
TOTAL	AIRPORT	6,137,373.02	.00	.00	.00	6,137,373.02	.00
TOTAL	PUBLIC TRANSPORTATION	6,137,373.02	.00	.00	.00	6,137,373.02	.00
TOTAL	AIRPORT GRANTS	6,137,373.02	.00	.00	.00	6,137,373.02	.00

10/14/19
ACCOUNTING PERIOD: 1/20

MONTGOMERY COUNTY, TEXAS
DEPT/DIV EXPENDITURE SUMMARY

PAGE 24

SELECTION CRITERIA: ALL

FUND - 233 - MENTAL HEALTH FACILITY

ACCOUNT	TITLE	BUDGET	PERIOD EXPENDITURES	ENCUMBRANCES OUTSTANDING	YEAR TO DATE ENC + EXP	AVAILABLE BALANCE	YTD/ BUD
6311	MENTAL HEALTH	15,256,015.00	.00	.00	.00	15,256,015.00	.00
TOTAL	MENTAL HEALTH	15,256,015.00	.00	.00	.00	15,256,015.00	.00
TOTAL	HEALTH AND WELFARE	15,256,015.00	.00	.00	.00	15,256,015.00	.00
TOTAL	MENTAL HEALTH FACILITY	15,256,015.00	.00	.00	.00	15,256,015.00	.00

SELECTION CRITERIA: ALL

FUND - 234 - RECORDS MANAGEMENT COUNTY

ACCOUNT	TITLE	BUDGET	PERIOD EXPENDITURES	ENCUMBRANCES OUTSTANDING	YEAR TO DATE ENC + EXP	AVAILABLE BALANCE	YTD/ BUD
409310	RECORDS MNGT COUNTY	39,471.00	.00	.00	.00	39,471.00	.00
TOTAL	NON-DEPARTMENTAL	39,471.00	.00	.00	.00	39,471.00	.00
TOTAL	GENERAL ADMINISTRATION	39,471.00	.00	.00	.00	39,471.00	.00
560141	SHERIFF/RECORDS MGT DIVN	639,266.00	10,563.60	.00	10,563.60	628,702.40	.02
TOTAL	SHERIFF	639,266.00	10,563.60	.00	10,563.60	628,702.40	.02
TOTAL	PUBLIC SAFETY	639,266.00	10,563.60	.00	10,563.60	628,702.40	.02
TOTAL	RECORDS MANAGEMENT COUNTY	678,737.00	10,563.60	.00	10,563.60	668,173.40	.02

10/14/19
ACCOUNTING PERIOD: 1/20

MONTGOMERY COUNTY, TEXAS
DEPT/DIV EXPENDITURE SUMMARY

PAGE 26

SELECTION CRITERIA: ALL

FUND - 235 - RECORDS MGMT DIST CLERK

ACCOUNT	TITLE	BUDGET	PERIOD EXPENDITURES	ENCUMBRANCES OUTSTANDING	YEAR TO DATE ENC + EXP	AVAILABLE BALANCE	YTD/ BUD
450110	RECORDS MGMT DIST CLERK	80,000.00	.00	.00	.00	80,000.00	.00
TOTAL	DISTRICT CLERK	80,000.00	.00	.00	.00	80,000.00	.00
TOTAL	GENERAL ADMINISTRATION	80,000.00	.00	.00	.00	80,000.00	.00
TOTAL	RECORDS MGMT DIST CLERK	80,000.00	.00	.00	.00	80,000.00	.00

10/14/19
ACCOUNTING PERIOD: 1/20

MONTGOMERY COUNTY, TEXAS
DEPT/DIV EXPENDITURE SUMMARY

PAGE 27

SELECTION CRITERIA: ALL

FUND - 237 - DIST CLERK RECORDS PRESER

ACCOUNT	TITLE	BUDGET	PERIOD EXPENDITURES	ENCUMBRANCES OUTSTANDING	YEAR TO DATE ENC + EXP	AVAILABLE BALANCE	YTD/ BUD
45030	DISTRICT CLERK REG PRESV	40,000.00	.00	.00	.00	40,000.00	.00
TOTAL	DISTRICT CLERK	40,000.00	.00	.00	.00	40,000.00	.00
TOTAL	JUDICIAL	40,000.00	.00	.00	.00	40,000.00	.00
TOTAL	DIST CLERK RECORDS PRESER	40,000.00	.00	.00	.00	40,000.00	.00

10/24/19
ACCOUNTING PERIOD: 1/20

MONTGOMERY COUNTY, TEXAS
DEPT/DIV EXPENDITURE SUMMARY

PAGE 28

SELECTION CRITERIA: ALL

FUND - 238 - COURT GUARDIANSHIP

ACCOUNT	TITLE	BUDGET	PERIOD EXPENDITURES	ENCUMBRANCES OUTSTANDING	YEAR TO DATE ENC + EXP	AVAILABLE BALANCE	YTD/ BUD
40933	COURT GUARDIANSHIP	30,000.00	960.00	.00	960.00	29,040.00	.03
TOTAL	NON-DEPARTMENTAL	30,000.00	960.00	.00	960.00	29,040.00	.03
TOTAL	JUDICIAL	30,000.00	960.00	.00	960.00	29,040.00	.03
TOTAL	COURT GUARDIANSHIP	30,000.00	960.00	.00	960.00	29,040.00	.03

10/14/19
ACCOUNTING PERIOD: 1/20

MONTGOMERY COUNTY, TEXAS
DEPT/DIV EXPENDITURE SUMMARY

PAGE 29

SELECTION CRITERIA: ALL

FUND - 239 - COURT REPORTER SVC FUND

ACCOUNT	TITLE	BUDGET	PERIOD EXPENDITURES	ENCUMBRANCES OUTSTANDING	YEAR TO DATE ENC + EXP	AVAILABLE BALANCE	YTD/ BUD
4269	COURT REPORTER CCL 1	5,150.00	.00	.00	.00	5,150.00	.00
TOTAL	COURT REPORTER CCL 1	5,150.00	.00	.00	.00	5,150.00	.00
4279	COURT REPORTER CCL 2	6,100.00	.00	.00	.00	6,100.00	.00
TOTAL	COURT REPORTER CCL 2	6,100.00	.00	.00	.00	6,100.00	.00
4299	COURT REPORTER CCL 3	12,714.00	.00	.00	.00	12,714.00	.00
TOTAL	COURT REPORTER CCL 3	12,714.00	.00	.00	.00	12,714.00	.00
4309	COURT REPORTER CCL 4	6,100.00	.00	.00	.00	6,100.00	.00
TOTAL	COURT REPORTER CCL 4	6,100.00	.00	.00	.00	6,100.00	.00
4319	COURT REPORTER CCL 5	4,700.00	421.45	1,879.62	2,301.07	2,398.93	.49
TOTAL	COURT REPORTER CCL 5	4,700.00	421.45	1,879.62	2,301.07	2,398.93	.49
4349	COURT REPORTER 9TH DC	6,500.00	4,464.00	.00	4,464.00	2,036.00	.69
TOTAL	COURT REPORTER 9TH DC	6,500.00	4,464.00	.00	4,464.00	2,036.00	.69
4369	COURT REPORTER 410 DC	10,300.00	1,737.97	.00	1,737.97	8,562.03	.17
TOTAL	COURT REPORTER 410 DC	10,300.00	1,737.97	.00	1,737.97	8,562.03	.17
4379	COURT REPORTER 221 DC	4,500.00	.00	.00	.00	4,500.00	.00
TOTAL	COURT REPORTER 221 DC	4,500.00	.00	.00	.00	4,500.00	.00
4389	COURT REPORTER 284 DC	17,025.00	1,086.45	.00	1,086.45	15,938.55	.06
TOTAL	COURT REPORTER 284 DC	17,025.00	1,086.45	.00	1,086.45	15,938.55	.06
4399	COURT REPORTER 359 DC	5,771.00	.00	.00	.00	5,771.00	.00
TOTAL	COURT REPORTER 359 DC	5,771.00	.00	.00	.00	5,771.00	.00
4419	COURT REPORTER 418 DC	12,752.00	253.00	.00	253.00	12,499.00	.02
TOTAL	COURT REPORTER 418 DC	12,752.00	253.00	.00	253.00	12,499.00	.02
4429	COURT REPORTER 435 DC	11,500.00	.00	.00	.00	11,500.00	.00
TOTAL	COURT REPORTER 435 DC	11,500.00	.00	.00	.00	11,500.00	.00
465239	COURT REPORTER CT OPS	38,731.00	.00	.00	.00	38,731.00	.00
TOTAL	COURT REPORTER CT OPS	38,731.00	.00	.00	.00	38,731.00	.00
TOTAL	JUDICIAL	141,843.00	7,962.87	1,879.62	9,842.49	132,000.51	.07
TOTAL	COURT REPORTER SVC FUND	141,843.00	7,962.87	1,879.62	9,842.49	132,000.51	.07

10/14/19
ACCOUNTING PERIOD: 1/20

MONTGOMERY COUNTY, TEXAS
DEPT/DIV EXPENDITURE SUMMARY

PAGE 30

SELECTION CRITERIA: ALL

FUND - 240 - COURTHOUSE SECURITY

ACCOUNT	- - - - - TITLE - - - - -	BUDGET	PERIOD EXPENDITURES	ENCUMBRANCES OUTSTANDING	YEAR TO DATE ENC + EXP	AVAILABLE BALANCE	YTD/ BUD
5121240	COURTHOUSE SECURITY	370,000.00	.00	3,233.39	3,233.39	366,766.61	.01
TOTAL	JAIL	370,000.00	.00	3,233.39	3,233.39	366,766.61	.01
TOTAL	PUBLIC SAFETY	370,000.00	.00	3,233.39	3,233.39	366,766.61	.01
TOTAL	COURTHOUSE SECURITY	370,000.00	.00	3,233.39	3,233.39	366,766.61	.01

10/14/19
ACCOUNTING PERIOD: 1/20

MONTGOMERY COUNTY, TEXAS
DEPT/DIV EXPENDITURE SUMMARY

PAGE 31

SELECTION CRITERIA: ALL

FUND - 241 - COURT TECHNOLOGY CNTY/DIS

ACCOUNT	TITLE	BUDGET	PERIOD EXPENDITURES	ENCUMBRANCES OUTSTANDING	YEAR TO DATE ENC + EXP	AVAILABLE BALANCE	YTD/ BUD
426241	CCL 1-CITY/DIST CT TECH	1,312.00	.00	.00	.00	1,312.00	.00
TOTAL	COUNTY COURT AT LAW #1	1,312.00	.00	.00	.00	1,312.00	.00
427241	CCL 2-CITY/DIST CT TECH	1,312.00	.00	.00	.00	1,312.00	.00
TOTAL	COUNTY COURT AT LAW #2	1,312.00	.00	.00	.00	1,312.00	.00
429241	CCL 3-CITY/DIST CT TECH	1,624.00	.00	52.50	52.50	1,571.50	.03
TOTAL	COUNTY COURT AT LAW #3	1,624.00	.00	52.50	52.50	1,571.50	.03
430241	CCL 4-CITY/DIST CT TECH	1,000.00	.00	.00	.00	1,000.00	.00
TOTAL	COUNTY COURT AT LAW #4	1,000.00	.00	.00	.00	1,000.00	.00
431241	CCL 5-CITY/DIST CT TECH	1,456.00	.00	.00	.00	1,456.00	.00
TOTAL	COUNTY COURT AT LAW #5	1,456.00	.00	.00	.00	1,456.00	.00
434241	9TH DC-CITY/DIST CT TECH	1,408.00	.00	.00	.00	1,408.00	.00
TOTAL	9TH DISTRICT COURT	1,408.00	.00	.00	.00	1,408.00	.00
436241	410TH DC-CITY/DIST CT TECH	1,000.00	.00	.00	.00	1,000.00	.00
TOTAL	410TH DISTRICT COURT	1,000.00	.00	.00	.00	1,000.00	.00
437241	221ST DC-CITY/DIST CT TECH	1,331.00	.00	75.98	75.98	1,255.02	.06
TOTAL	221ST DISTRICT COURT	1,331.00	.00	75.98	75.98	1,255.02	.06
438241	284TH DC-CITY/DIST CT TECH	1,312.00	.00	784.31	784.31	527.69	.60
TOTAL	284TH DISTRICT COURT	1,312.00	.00	784.31	784.31	527.69	.60
439241	359TH DC-CITY/DIST CT TECH	1,330.00	.00	22.20	22.20	1,307.80	.02
TOTAL	359TH DISTRICT COURT	1,330.00	.00	22.20	22.20	1,307.80	.02
441241	418TH DC-CITY/DIST CT TECH	1,624.00	.00	.00	.00	1,624.00	.00
TOTAL	418TH DISTRICT COURT	1,624.00	.00	.00	.00	1,624.00	.00
442241	435TH DC-CITY/DIST CT TECH	1,456.00	.00	.00	.00	1,456.00	.00
TOTAL	435TH DISTRICT COURT	1,456.00	.00	.00	.00	1,456.00	.00
4659241	CT OPNS-CITY/DIST CT TECH	1,312.00	.00	.00	.00	1,312.00	.00
TOTAL	COURT OPERATIONS	1,312.00	.00	.00	.00	1,312.00	.00
TOTAL	JUDICIAL	17,477.00	.00	934.99	934.99	16,542.01	.05
TOTAL	COURT TECHNOLOGY CNTY/DIS	17,477.00	.00	934.99	934.99	16,542.01	.05

10/14/19
ACCOUNTING PERIOD: 1/20

MONTGOMERY COUNTY, TEXAS
DEPT/DIV EXPENDITURE SUMMARY

PAGE 32

SELECTION CRITERIA: ALL

FUND - 242 - JUSTICE CRT BLDG SECURITY

ACCOUNT	TITLE	BUDGET	PERIOD EXPENDITURES	ENCUMBRANCES OUTSTANDING	YEAR TO DATE ENC + EXP	AVAILABLE BALANCE	YTD/ BUD
510242	BLD MNT UP SECURITY	33,365.56	.00	.00	.00	33,365.56	.00
TOTAL	BUDG MAINT/CONSTRUCTION	33,365.56	.00	.00	.00	33,365.56	.00
TOTAL	PUBLIC SAFETY	33,365.56	.00	.00	.00	33,365.56	.00
TOTAL	JUSTICE CRT BLDG SECURITY	33,365.56	.00	.00	.00	33,365.56	.00

10/14/19
ACCOUNTING PERIOD: 1/20

MONTGOMERY COUNTY, TEXAS
DEPT/DIV EXPENDITURE SUMMARY

PAGE 33

SELECTION CRITERIA: ALL

FUND - 243 - JUSTICE CRT TECHNOLOGY

ACCOUNT	TITLE	BUDGET	PERIOD EXPENDITURES	ENCUMBRANCES OUTSTANDING	YEAR TO DATE ENC + EXP	AVAILABLE BALANCE	YTD/ BUD
2	SPECIAL REVENUE FUNDS	50,000.00	.00	.00	.00	50,000.00	.00
TOTAL	SPECIAL REVENUE FUNDS	50,000.00	.00	.00	.00	50,000.00	.00
TOTAL	SPECIAL REVENUE FUNDS	50,000.00	.00	.00	.00	50,000.00	.00
455243	JP 1 JUSTICE CT TECH	450.00	.00	23.45	23.45	426.55	.05
TOTAL	JUSTICE OF PEACE PCT 1	450.00	.00	23.45	23.45	426.55	.05
456243	JP 2 JUSTICE CT TECH	450.00	.00	.00	.00	450.00	.00
TOTAL	JUSTICE OF PEACE PCT 2	450.00	.00	.00	.00	450.00	.00
458243	JP 4 JUSTICE CT TECH	1,100.00	.00	1,947.80	1,947.80	-847.80	1.77
TOTAL	JUSTICE OF PEACE PCT 4	1,100.00	.00	1,947.80	1,947.80	-847.80	1.77
TOTAL	JUDICIAL	2,000.00	.00	1,971.25	1,971.25	28.75	.99
TOTAL	JUSTICE CRT TECHNOLOGY	52,000.00	.00	1,971.25	1,971.25	50,028.75	.04

10/14/19
ACCOUNTING PERIOD: 1/20

MONTGOMERY COUNTY, TEXAS
DEPT/DIV EXPENDITURE SUMMARY

PAGE 34

SELECTION CRITERIA: ALL

FUND - 244 - JUVENILE CASE MANAGER

ACCOUNT	TITLE	BUDGET	PERIOD EXPENDITURES	ENCUMBRANCES OUTSTANDING	YEAR TO DATE ENC + EXP	AVAILABLE BALANCE	YTD/ BUD
45512	JP 1-JUVENILE CASE DIV	128,940.00	1,254.62	.00	1,254.62	127,685.38	.01
TOTAL	JUSTICE OF PEACE PCT 1	128,940.00	1,254.62	.00	1,254.62	127,685.38	.01
45612	JP 2-JUVENILE CASE DIV	57,536.00	1,127.52	.00	1,127.52	56,408.48	.02
TOTAL	JUSTICE OF PEACE PCT 2	57,536.00	1,127.52	.00	1,127.52	56,408.48	.02
45712	JP 3-JUVENILE CASE DIV	70,062.00	1,271.36	.00	1,271.36	68,790.64	.02
TOTAL	JUSTICE OF PEACE PCT 3	70,062.00	1,271.36	.00	1,271.36	68,790.64	.02
45812	JP 4-JUVENILE CASE DIV	65,539.00	1,248.17	.00	1,248.17	64,290.83	.02
TOTAL	JUSTICE OF PEACE PCT 4	65,539.00	1,248.17	.00	1,248.17	64,290.83	.02
45912	JP 5-JUVENILE CASE DIV	55,115.00	.00	.00	.00	55,115.00	.00
TOTAL	JUSTICE OF PEACE PCT 5	55,115.00	.00	.00	.00	55,115.00	.00
TOTAL	JUDICIAL	377,192.00	4,901.67	.00	4,901.67	372,290.33	.01
TOTAL	JUVENILE CASE MANAGER	377,192.00	4,901.67	.00	4,901.67	372,290.33	.01

10/14/19
ACCOUNTING PERIOD: 1/20

MONTGOMERY COUNTY, TEXAS
DEPT/DIV EXPENDITURE SUMMARY

PAGE 35

SELECTION CRITERIA: ALL

FUND - 254 - CONTRACT ELECTION SERVICE

ACCOUNT	TITLE	BUDGET	PERIOD EXPENDITURES	ENCUMBRANCES OUTSTANDING	YEAR TO DATE ENC + EXP	AVAILABLE BALANCE	YTD/ BUD
49042	CONTRACT ELECT PAYROLL	.00	4,454.15	17,992.95	22,447.10	-22,447.10	.00
TOTAL	ELECTIONS	.00	4,454.15	17,992.95	22,447.10	-22,447.10	.00
TOTAL	ELECTIONS	.00	4,454.15	17,992.95	22,447.10	-22,447.10	.00
TOTAL	CONTRACT ELECTION SERVICE	.00	4,454.15	17,992.95	22,447.10	-22,447.10	.00

10/14/19
ACCOUNTING PERIOD: 1/20

MONTGOMERY COUNTY, TEXAS
DEPT/DIV EXPENDITURE SUMMARY

PAGE 36

SELECTION CRITERIA: ALL

FUND - 256 - MOCO GRANTS

ACCOUNT	TITLE	BUDGET	PERIOD EXPENDITURES	ENCUMBRANCES OUTSTANDING	YEAR TO DATE ENC + EXP	AVAILABLE BALANCE	YTD/ BUD
406900	ADMINISTRATION	177,012.54	.00	-7.42	-7.42	177,019.96	.00
406901	LME BUYOUT PROGRAM	5,751,305.97	.00	.00	.00	5,751,305.97	.00
406902	LME BP PROJECT DELIVERY	1,532,680.36	.00	.00	.00	1,532,680.36	.00
406903	UN BUYOUT PROGRAM	1,150,537.23	.00	.00	.00	1,150,537.23	.00
406904	UN BP PROTECT DELIVERY	306,609.64	.00	.00	.00	306,609.64	.00
TOTAL	CDBG-DR 2016 FLOODS	8,918,145.74	.00	-7.42	-7.42	8,918,153.16	.00
TOTAL	DISASTER RECOVERY GRANTS	8,918,145.74	.00	-7.42	-7.42	8,918,153.16	.00
TOTAL	HEALTH AND WELFARE	8,918,145.74	.00	-7.42	-7.42	8,918,153.16	.00
40670102	UASI 18-COM PREP & REG PL	243,810.05	3,857.15	5,134.71	8,991.86	234,818.19	.04
TOTAL	COW PREP & REGIONAL PLAN	243,810.05	3,857.15	5,134.71	8,991.86	234,818.19	.04
40670302	UASI 18-BOC/REG TECH SUBST	32,369.17	.00	21,106.38	21,106.38	11,262.79	.65
TOTAL	BOC/REG TECH SUSTAINMENT	32,369.17	.00	21,106.38	21,106.38	11,262.79	.65
40670401	UASI 17-M & A	59,126.52	.00	.00	.00	59,126.52	.00
40670402	UASI 18-M & A	67,236.17	268.26	859.74	1,128.00	66,108.17	.02
TOTAL	M & A	126,362.69	268.26	859.74	1,128.00	125,234.69	.01
40670502	UASI 18-BOC ENHANCEMENTS	148,701.54	.00	.00	.00	148,701.54	.00
TOTAL	BOC ENHANCEMENTS	148,701.54	.00	.00	.00	148,701.54	.00
40670601	UASI 17-1ST RESP FC SPEC	237,788.51	.00	514.43	514.43	237,274.08	.00
40670602	UASI 18-FR FC SPEC TEAM	333,000.00	.00	.00	.00	333,000.00	.00
TOTAL	1ST RESP FC SPEC TEAM SUB	570,788.51	.00	514.43	514.43	570,274.08	.00
40670701	UASI 17-1ST RESP IE SP RS	320,407.23	.00	.00	.00	320,407.23	.00
40670702	UASI 18-FR IE SPEC RESPON	419,982.88	.00	.00	.00	419,982.88	.00
TOTAL	1ST RESP IE SPEC RESPONSE	740,390.11	.00	.00	.00	740,390.11	.00
40670801	UASI 18- PUB SAFETY VIDEO	200,000.00	.00	.00	.00	200,000.00	.00
TOTAL	PUBLIC SAFETY VIDEO INIT	200,000.00	.00	.00	.00	200,000.00	.00
40670901	UASI 18-IE SWAT SUSTAIN	46,880.00	.00	.00	.00	46,880.00	.00
TOTAL	IE SWAT SUSTAINMENT	46,880.00	.00	.00	.00	46,880.00	.00
TOTAL	HSGP GRANTS	2,109,302.07	4,125.41	27,615.26	31,740.67	2,077,561.40	.02
TOTAL	EMERGENCY MANAGEMENT	2,109,302.07	4,125.41	27,615.26	31,740.67	2,077,561.40	.02
TOTAL	PUBLIC SAFETY	2,109,302.07	4,125.41	27,615.26	31,740.67	2,077,561.40	.02
TOTAL	MOCO GRANTS	11,027,447.81	4,125.41	27,607.84	31,733.25	10,995,714.56	.00

RUN DATE 10/14/19 TIME 08:49:35

- LIVE DATA BASE/COUNTY AUD

10/14/19
ACCOUNTING PERIOD: 1/20
DEPT/DIV EXPENDITURE SUMMARY

PAGE 37

SELECTION CRITERIA: ALL

FUND - 260 - FEDERAL ARRA GRANTS

ACCOUNT	TITLE	BUDGET	PERIOD EXPENDITURES	ENCUMBRANCES OUTSTANDING	YEAR TO DATE ENC + EXP	AVAILABLE BALANCE	YTD/ BUD
60007	BRINSAP	500,000.00	.00	.00	.00	500,000.00	.00
TOTAL	COUNTY ENGINEER	500,000.00	.00	.00	.00	500,000.00	.00
TOTAL	PUBLIC TRANSPORTATION	500,000.00	.00	.00	.00	500,000.00	.00
TOTAL	FEDERAL ARRA GRANTS	500,000.00	.00	.00	.00	500,000.00	.00

10/14/19
ACCOUNTING PERIOD: 1/20

MONTGOMERY COUNTY, TEXAS
DEPT/DIV EXPENDITURE SUMMARY

PAGE 38

SELECTION CRITERIA: ALL

FUND - 261 - CC VITAL RECORDS PRES FND

ACCOUNT	TITLE	BUDGET	PERIOD EXPENDITURES	ENCUMBRANCES OUTSTANDING	YEAR TO DATE ENC + EXP	AVAILABLE BALANCE	YTD/ BUD
403261	VITAL RECORDS PRES	18,190.00	.00	.00	.00	18,190.00	.00
TOTAL	COUNTY CLERK	18,190.00	.00	.00	.00	18,190.00	.00
TOTAL	GENERAL ADMINISTRATION	18,190.00	.00	.00	.00	18,190.00	.00
TOTAL	CC VITAL RECORDS PRES FND	18,190.00	.00	.00	.00	18,190.00	.00

10/14/19
ACCOUNTING PERIOD: 1/20

MONTGOMERY COUNTY, TEXAS
DEPT/DIV EXPENDITURE SUMMARY

PAGE 39

SELECTION CRITERIA: ALL

FUND - 358 - MONTG CO DEBT SERVICE

ACCOUNT	TITLE	BUDGET	PERIOD EXPENDITURES	ENCUMBRANCES OUTSTANDING	YEAR TO DATE ENC + EXP	AVAILABLE BALANCE	YTD/ EUD
6926 TOTAL	CERT OBLIGN 2010A-\$9.055M CERT OBLIGN 2010A-\$9.055M	934,800.00 934,800.00	.00 .00	.00 .00	.00 .00	934,800.00 934,800.00	.00 .00
6927 TOTAL	C/O 2010B BABS-\$23.395 M C/O 2010B BABS-\$23.395 M	1,218,239.00 1,218,239.00	.00 .00	.00 .00	.00 .00	1,218,239.00 1,218,239.00	.00 .00
6929 TOTAL	REFUNDING BOND 2012-\$35 REFUNDING BOND 2012-\$35	2,767,975.00 2,767,975.00	.00 .00	.00 .00	.00 .00	2,767,975.00 2,767,975.00	.00 .00
6932 TOTAL	C/O 2012-\$14.5 C/O 2012-\$14.5	627,013.00 627,013.00	.00 .00	.00 .00	.00 .00	627,013.00 627,013.00	.00 .00
6933 TOTAL	C/O 2012A-\$13,350,000 C/O 2012A-\$13,350,000	1,138,300.00 1,138,300.00	.00 .00	.00 .00	.00 .00	1,138,300.00 1,138,300.00	.00 .00
6935 TOTAL	REFUNDING BONDS 2014 REFUNDING BONDS 2014	6,452,457.00 6,452,457.00	.00 .00	.00 .00	.00 .00	6,452,457.00 6,452,457.00	.00 .00
6936 TOTAL	L/T REFUND 2014A 73510000 L/T REFUND 2014A 73510000	2,894,750.00 2,894,750.00	.00 .00	.00 .00	.00 .00	2,894,750.00 2,894,750.00	.00 .00
6937 TOTAL	REFUNDING BONDS 2016 REFUNDING BONDS 2016	2,945,350.00 2,945,350.00	.00 .00	.00 .00	.00 .00	2,945,350.00 2,945,350.00	.00 .00
6938 TOTAL	ROAD BONDS 2016-\$53.14MTL ROAD BONDS 2016-\$53.14MTL	2,453,500.00 2,453,500.00	.00 .00	.00 .00	.00 .00	2,453,500.00 2,453,500.00	.00 .00
6939 TOTAL	REFUNDING BONDS 2016A REFUNDING BONDS 2016A	2,071,588.00 2,071,588.00	.00 .00	.00 .00	.00 .00	2,071,588.00 2,071,588.00	.00 .00
6940 TOTAL	ROAD BONDS 2016A ROAD BONDS 2016A	4,939,650.00 4,939,650.00	.00 .00	.00 .00	.00 .00	4,939,650.00 4,939,650.00	.00 .00
6942 TOTAL	ROAD BONDS, SERIES 2018 ROAD BONDS, SERIES 2018	3,048,225.00 3,048,225.00	.00 .00	.00 .00	.00 .00	3,048,225.00 3,048,225.00	.00 .00
6943 TOTAL	REF BONDS, SERIES 2018 REF BONDS, SERIES 2018	1,080,100.00 1,080,100.00	.00 .00	.00 .00	.00 .00	1,080,100.00 1,080,100.00	.00 .00
6944 TOTAL	ROAD BONDS, SERIES 2018B ROAD BONDS, SERIES 2018B	4,383,300.00 4,383,300.00	.00 .00	.00 .00	.00 .00	4,383,300.00 4,383,300.00	.00 .00
TOTAL	DEBT SERVICE	36,955,247.00	.00	.00	.00	36,955,247.00	.00
TOTAL	MONTG CO DEBT SERVICE	36,955,247.00	.00	.00	.00	36,955,247.00	.00

10/14/19
ACCOUNTING PERIOD: 1/20

MONTGOMERY COUNTY, TEXAS
DEPT/DIV EXPENDITURE SUMMARY

PAGE 40

SELECTION CRITERIA: ALL

FUND - 40012 - C/P-CERT OBLIGN 2012

ACCOUNT	TITLE	BUDGET	PERIOD EXPENDITURES	ENCUMBRANCES OUTSTANDING	YEAR TO DATE ENC + EXP	AVAILABLE BALANCE	YTD/ BUD
503121	NETWK CLOSET ACCESS-CJIS	197,501.75	.00	.00	.00	197,501.75	.00
TOTAL	MAJOR PROJ 2012 - IT	197,501.75	.00	.00	.00	197,501.75	.00
510120	COUNTY WIDE ROOF PROJECT	26,044.23	.00	.00	.00	26,044.23	.00
510121	AC NEW SECURITY IT ROOMS	49,320.29	.00	.00	.00	49,320.29	.00
TOTAL	MAJOR PRO 2012-BUD MNT	75,364.52	.00	.00	.00	75,364.52	.00
TOTAL	CAPITAL PROJECTS	272,866.27	.00	.00	.00	272,866.27	.00
TOTAL	C/P-CERT OBLIGN 2012	272,866.27	.00	.00	.00	272,866.27	.00

10/14/19
ACCOUNTING PERIOD: 1/20

MONTGOMERY COUNTY, TEXAS
DEPT/DIV EXPENDITURE SUMMARY

PAGE 41

SELECTION CRITERIA: ALL

FUND - 40013 - C/P-C/O 2012A-\$15,880,000

ACCOUNT	TITLE	BUDGET	PERIOD EXPENDITURES	ENCUMBRANCES OUTSTANDING	YEAR TO DATE ENC + EXP	AVAILABLE BALANCE	YTD/ BUD
6124013	COMMISSIONER PCT 1	166,285.61	.00	.00	.00	166,285.61	.00
TOTAL	COMMISSIONER PCT 1	166,285.61	.00	.00	.00	166,285.61	.00
TOTAL	CAPITAL PROJECTS	166,285.61	.00	.00	.00	166,285.61	.00
TOTAL	C/P-C/O 2012A-\$15,880,000	166,285.61	.00	.00	.00	166,285.61	.00

10/14/19
ACCOUNTING PERIOD: 1/20

MONTGOMERY COUNTY, TEXAS
DEPT/DIV EXPENDITURE SUMMARY

PAGE 42

SELECTION CRITERIA: ALL

FUND - 40014 - C/P P-T TOLL PROJECTS

ACCOUNT	TITLE	BUDGET	PERIOD EXPENDITURES	ENCUMBRANCES OUTSTANDING	YEAR TO DATE ENC + EXP	AVAILABLE BALANCE	YTD/ BUD
61340214	COMMISSIONER PCT 2	5,336,976.50	.00	.00	.00	5,336,976.50	.00
TOTAL	COMMISSIONER PCT 2	5,336,976.50	.00	.00	.00	5,336,976.50	.00
61540214	COMMISSIONER PCT 4	5,336,976.54	.00	.00	.00	5,336,976.54	.00
TOTAL	COMMISSIONER PCT 4	5,336,976.54	.00	.00	.00	5,336,976.54	.00
TOTAL	PUBLIC TRANSPORTATION	10,673,953.04	.00	.00	.00	10,673,953.04	.00
TOTAL	C/P P-T TOLL PROJECTS	10,673,953.04	.00	.00	.00	10,673,953.04	.00

10/14/19
ACCOUNTING PERIOD: 1/20

MONTGOMERY COUNTY, TEXAS
DEPT/DIV EXPENDITURE SUMMARY

PAGE 43

SELECTION CRITERIA: ALL

FUND - 40016 - C/P SHERIFF PROJECTS

ACCOUNT	TITLE	BUDGET	PERIOD EXPENDITURES	ENCUMBRANCES OUTSTANDING	YEAR TO DATE ENC + EXP	AVAILABLE BALANCE	YTD/ BUD
5126	C/P SHERIFF SUBSTATION	357,500.00	.00	357,500.00	357,500.00	.00	1.00
TOTAL	JAIL	357,500.00	.00	357,500.00	357,500.00	.00	1.00
TOTAL	CAPITAL PROJECTS	357,500.00	.00	357,500.00	357,500.00	.00	1.00
TOTAL	C/P SHERIFF PROJECTS	357,500.00	.00	357,500.00	357,500.00	.00	1.00

10/14/19
ACCOUNTING PERIOD: 1/20

MONTGOMERY COUNTY, TEXAS
DEPT/DIV EXPENDITURE SUMMARY

SELECTION CRITERIA: ALL

FUND - 40017 - LOCAL CAPITAL PROJECTS

ACCOUNT	TITLE	BUDGET	PERIOD EXPENDITURES	ENCUMBRANCES OUTSTANDING	YEAR TO DATE ENC + EXP	AVAILABLE BALANCE	YTD/ BUD
4066002	EM - REMOVATIONS	2,244.00	.00	.00	.00	2,244.00	.00
TOTAL	CAPITAL PROJ-EMERG MGMT	2,244.00	.00	.00	.00	2,244.00	.00
40912	402 W PHILLIPS PURCHASE	10,000.00	.00	.00	.00	10,000.00	.00
TOTAL	NON-DEPARTMENTAL	10,000.00	.00	.00	.00	10,000.00	.00
4096001	NONDEPT - CO WIDE FACILIT	2,500.00	.00	.00	.00	2,500.00	.00
TOTAL	CAPITAL PROJ-CO WIDE FAC	2,500.00	.00	.00	.00	2,500.00	.00
4656001	REFLECTIVE TINT (CT HSB)	14,224.00	.00	.00	.00	14,224.00	.00
4656002	BULLETPROOF GLASS/REINFOR	175,000.00	.00	.00	.00	175,000.00	.00
TOTAL	CAPITAL PROJ-COURT OPER	189,224.00	.00	.00	.00	189,224.00	.00
4996001	TAX OFFICE CIP	198,709.03	.00	.00	.00	198,709.03	.00
TOTAL	CAPITAL PROJ-TAX OFFICE	198,709.03	.00	.00	.00	198,709.03	.00
5036001	ICAC EVIDENCE STORAGE	1,435.44	.00	.00	.00	1,435.44	.00
5036002	COMPELLANT STORAGE-LOCAL	428,046.72	.00	.00	.00	428,046.72	.00
5036003	IT SECURITY SYSTEM	174,671.20	.00	36,005.43	36,005.43	138,665.77	.21
5036005	ENTERPRISE RESOURCE PLAN	3,071,825.93	.00	.00	.00	3,071,825.93	.00
5036006	COUNTY WIDE PHONE PROJECT	348,439.00	.00	.00	.00	348,439.00	.00
5036007	MOTOROLA/SPILLMAN UPDATE	2,298,411.00	.00	.00	.00	2,298,411.00	.00
TOTAL	CAPITAL PROJ-IT	6,322,829.29	.00	36,005.43	36,005.43	6,286,823.86	.01
51083	DISTRICT 2 SHERIFF BLDG	1,570,903.97	.00	.00	.00	1,570,903.97	.00
51084	SPRING CREEK REMODEL PCT3	5,373.12	.00	.00	.00	5,373.12	.00
51089	EXTENSION OFFICE PARKING	19,517.00	.00	.00	.00	19,517.00	.00
TOTAL	BLDG MAINT/CONSTRUCTION	1,595,794.09	.00	.00	.00	1,595,794.09	.00
5106001	COUNTY WIDE ROOF MGMT	145,639.37	.00	.00	.00	145,639.37	.00
5060001	RADIO TOWER	476,872.78	.00	.00	.00	476,872.78	.00
TOTAL	CAPITAL PROJ-BLDG MAINT	622,512.15	.00	.00	.00	622,512.15	.00
5136001	LOVE STAR FLOOR/PARTITION	50,000.00	.00	.00	.00	50,000.00	.00
TOTAL	CIVIC CENTER CAPITAL IMPR	50,000.00	.00	.00	.00	50,000.00	.00
6136001	DISTRICT 4 SUBSTATION	1,268,477.00	.00	.00	.00	1,268,477.00	.00
TOTAL	CAPITAL PROJ-DIST4 SUBSTA	1,268,477.00	.00	.00	.00	1,268,477.00	.00
6306001	FORENSICS CENTER	2,838,485.00	.00	.00	.00	2,838,485.00	.00
TOTAL	CAPITAL PROJ-FORENSICS	2,838,485.00	.00	.00	.00	2,838,485.00	.00
TOTAL	CAPITAL PROJECTS	13,100,774.56	.00	36,005.43	36,005.43	13,064,769.13	.00
TOTAL	LOCAL CAPITAL PROJECTS	13,100,774.56	.00	36,005.43	36,005.43	13,064,769.13	.00

10/14/19
ACCOUNTING PERIOD: 1/20

MONTGOMERY COUNTY, TEXAS
DEPT/DIV EXPENDITURE SUMMARY

PAGE 45

SELECTION CRITERIA: ALL

FUND - 40018 - C/P ROAD BONDS 2016, \$60M

ACCOUNT	- - - - - TITLE - - - - -	BUDGET	PERIOD EXPENDITURES	ENCUMBRANCES OUTSTANDING	YEAR TO DATE ENC + EXP	AVAILABLE BALANCE	YTD/ BUD
6124014	COMMISSIONER PCT 1	273,893.36	.00	.00	.00	273,893.36	.00
TOTAL	COMMISSIONER PCT 1	273,893.36	.00	.00	.00	273,893.36	.00
6134014	COMMISSIONER PCT 2	394,012.51	.00	.00	.00	394,012.51	.00
TOTAL	COMMISSIONER PCT 2	394,012.51	.00	.00	.00	394,012.51	.00
6144014	COMMISSIONER PCT 3	773,881.31	.00	.00	.00	773,881.31	.00
TOTAL	COMMISSIONER PCT 3	773,881.31	.00	.00	.00	773,881.31	.00
6154014	COMMISSIONER PCT 4	245,706.49	.00	.00	.00	245,706.49	.00
TOTAL	COMMISSIONER PCT 4	245,706.49	.00	.00	.00	245,706.49	.00
TOTAL	CAPITAL PROJECTS	1,687,493.67	.00	.00	.00	1,687,493.67	.00
TOTAL	C/P ROAD BONDS 2016, \$60M	1,687,493.67	.00	.00	.00	1,687,493.67	.00

10/14/19
ACCOUNTING PERIOD: 1/20

MONTGOMERY COUNTY, TEXAS
DEPT/DIV EXPENDITURE SUMMARY

PAGE 46

SELECTION CRITERIA: ALL

FUND - 40019 - C/P ROAD BONDS 2016A

ACCOUNT	TITLE	BUDGET	PERIOD EXPENDITURES	ENCUMBRANCES OUTSTANDING	YEAR TO DATE ENC + EXP	AVAILABLE BALANCE	YTD/ BUD
6124015	COMMISSIONER PCT1	460,247.58	.00	84,170.07	84,170.07	376,077.51	.18
TOTAL	COMMISSIONER PCT1	460,247.58	.00	84,170.07	84,170.07	376,077.51	.18
6134015	COMMISSIONER PCT 2	1,158,590.16	.00	.00	.00	1,158,590.16	.00
TOTAL	COMMISSIONER PCT 2	1,158,590.16	.00	.00	.00	1,158,590.16	.00
6144015	COMMISSIONER PCT 3	22,264.53	.00	.00	.00	22,264.53	.00
TOTAL	COMMISSIONER PCT 3	22,264.53	.00	.00	.00	22,264.53	.00
6154015	COMMISSIONER PCT 4	1,228,177.93	.00	.00	.00	1,228,177.93	.00
TOTAL	COMMISSIONER PCT 4	1,228,177.93	.00	.00	.00	1,228,177.93	.00
TOTAL	CAPITAL PROJECTS	2,869,280.20	.00	84,170.07	84,170.07	2,785,110.13	.03
TOTAL	C/P ROAD BONDS 2016A	2,869,280.20	.00	84,170.07	84,170.07	2,785,110.13	.03

10/14/19
ACCOUNTING PERIOD: 1/20

MONTGOMERY COUNTY, TEXAS
DEPT/DIV EXPENDITURE SUMMARY

PAGE 47

SELECTION CRITERIA: ALL

FUND - 40020 - C/P ROAD BONDS 2018

ACCOUNT	TITLE	BUDGET	PERIOD EXPENDITURES	ENCUMBRANCES OUTSTANDING	YEAR TO DATE ENC + EXP	AVAILABLE BALANCE	YTD/ BUD
6124016	COMMISSIONER PCT1	10,674.60	.00	.00	.00	10,674.60	.00
TOTAL	COMMISSIONER PCT1	10,674.60	.00	.00	.00	10,674.60	.00
6134016	COMMISSIONER PCT 2	1,412,284.80	.00	.00	.00	1,412,284.80	.00
TOTAL	COMMISSIONER PCT 2	1,412,284.80	.00	.00	.00	1,412,284.80	.00
6144016	COMMISSIONER PCT3	12,863,907.67	.00	.00	.00	12,863,907.67	.00
TOTAL	COMMISSIONER PCT3	12,863,907.67	.00	.00	.00	12,863,907.67	.00
6154016	COMMISSIONER PCT4	5,082,132.33	.00	.00	.00	5,082,132.33	.00
TOTAL	COMMISSIONER PCT4	5,082,132.33	.00	.00	.00	5,082,132.33	.00
TOTAL	CAPITAL PROJECTS	19,368,999.40	.00	.00	.00	19,368,999.40	.00
TOTAL	C/P ROAD BONDS 2018	19,368,999.40	.00	.00	.00	19,368,999.40	.00

10/14/19
ACCOUNTING PERIOD: 1/20

MONTGOMERY COUNTY, TEXAS
DEPT/DIV EXPENDITURE SUMMARY

PAGE 48

SELECTION CRITERIA: ALL

FUND - 40021 - C/P ROAD BONDS 2018B

ACCOUNT	TITLE	BUDGET	PERIOD EXPENDITURES	ENCUMBRANCES OUTSTANDING	YEAR TO DATE ENC + EXP	AVAILABLE BALANCE	YTD/ BUD
6124017	COMMISSIONER PCT 1	12,777,111.33	.00	.00	.00	12,777,111.33	.00
TOTAL	COMMISSIONER PCT 1	12,777,111.33	.00	.00	.00	12,777,111.33	.00
6134017	COMMISSIONER PCT 2	11,090,114.00	.00	.00	.00	11,090,114.00	.00
TOTAL	COMMISSIONER PCT 2	11,090,114.00	.00	.00	.00	11,090,114.00	.00
6144017	COMMISSIONER PCT 3	3,600,000.00	.00	.00	.00	3,600,000.00	.00
TOTAL	COMMISSIONER PCT 3	3,600,000.00	.00	.00	.00	3,600,000.00	.00
6154017	COMMISSIONER PCT 4	42,951,150.50	.00	.00	.00	42,951,150.50	.00
TOTAL	COMMISSIONER PCT 4	42,951,150.50	.00	.00	.00	42,951,150.50	.00
TOTAL	CAPITAL PROJECTS	70,418,375.83	.00	.00	.00	70,418,375.83	.00
TOTAL	C/P ROAD BONDS 2018B	70,418,375.83	.00	.00	.00	70,418,375.83	.00

10/14/19
ACCOUNTING PERIOD: 1/20

MONTGOMERY COUNTY, TEXAS
DEPT/DIV EXPENDITURE SUMMARY

PAGE 49

SELECTION CRITERIA: ALL

FUND - 500 - TOLL ROAD AUTHORITY

ACCOUNT	TITLE	BUDGET	PERIOD EXPENDITURES	ENCUMBRANCES OUTSTANDING	YEAR TO DATE ENC + EXP	AVAILABLE BALANCE	YTD/ BUD
50002	249 TOLL PROJECT	6,243,934.04	.00	.00	.00	6,243,934.04	.00
500020	WETLANDS MITIGATION	87,300.00	.00	.00	.00	87,300.00	.00
TOTAL	249 TOLL PROJECT	6,331,234.04	.00	.00	.00	6,331,234.04	.00
50003	242 TOLL PROJECT	2,375.00	.00	.00	.00	2,375.00	.00
TOTAL	242 TOLL PROJECT	2,375.00	.00	.00	.00	2,375.00	.00
TOTAL	PUBLIC TRANSPORTATION	6,333,609.04	.00	.00	.00	6,333,609.04	.00
TOTAL	TOLL ROAD AUTHORITY	6,333,609.04	.00	.00	.00	6,333,609.04	.00

10/14/19
ACCOUNTING PERIOD: 1/20

MONTGOMERY COUNTY, TEXAS
DEPT/DIV EXPENDITURE SUMMARY

PAGE 50

SELECTION CRITERIA: ALL

FUND - 670 - SELF INSURANCE MEDICAL FD

ACCOUNT	TITLE	BUDGET	PERIOD EXPENDITURES	ENCUMBRANCES OUTSTANDING	YEAR TO DATE ENC + EXP	AVAILABLE BALANCE	YTD/ BUD
4023	EMPLOYEE HEALTH	.00	248,965.01	.00	248,965.01	-248,965.01	.00
4024	RETIREE HEALTH	.00	39,523.40	.00	39,523.40	-39,523.40	.00
4025	OPTIONAL BENEFITS	.00	145,342.28	.00	145,342.28	-145,342.28	.00
4028	COBRA COVERAGE	.00	961.38	.00	961.38	-961.38	.00
4029	EMPLOYEE LIFE	.00	12,371.24	.00	12,371.24	-12,371.24	.00
TOTAL	RISK MANAGEMENT	.00	447,163.31	.00	447,163.31	-447,163.31	.00
TOTAL	GENERAL ADMINISTRATION	.00	447,163.31	.00	447,163.31	-447,163.31	.00
TOTAL	SELF INSURANCE MEDICAL FD	.00	447,163.31	.00	447,163.31	-447,163.31	.00

10/14/19

ACCOUNTING PERIOD: 1/20

MONTGOMERY COUNTY, TEXAS
DEPT/DIV EXPENDITURE SUMMARY

PAGE 51

SELECTION CRITERIA: ALL

FUND - 671 - SELF INSURANCE W/C FUND

ACCOUNT	TITLE	BUDGET	PERIOD EXPENDITURES	ENCUMBRANCES OUTSTANDING	YEAR TO DATE ENC + EXP	AVAILABLE BALANCE	YTD/ BUD
40210	RISK MGT-WORKERS COMP	.00	27,329.94	.00	27,329.94	-27,329.94	.00
TOTAL	RISK MANAGEMENT	.00	27,329.94	.00	27,329.94	-27,329.94	.00
TOTAL	GENERAL ADMINISTRATION	.00	27,329.94	.00	27,329.94	-27,329.94	.00
TOTAL	SELF INSURANCE W/C FUND	.00	27,329.94	.00	27,329.94	-27,329.94	.00

10/14/19
ACCOUNTING PERIOD: 1/20

MONTGOMERY COUNTY, TEXAS
DEPT/DIV EXPENDITURE SUMMARY

PAGE 52

SELECTION CRITERIA: ALL

FUND - 672 - SELF INS ACCIDENT AND LIAB

ACCOUNT	TITLE	BUDGET	PERIOD EXPENDITURES	ENCUMBRANCES OUTSTANDING	YEAR TO DATE ENC + EXP	AVAILABLE BALANCE	YTD/ BUD
40220	RISK MGT-PROP/CASLT/LIAB	.00	.00	18,218.99	18,218.99	-18,218.99	.00
TOTAL	RISK MANAGEMENT	.00	.00	18,218.99	18,218.99	-18,218.99	.00
TOTAL	GENERAL ADMINISTRATION	.00	.00	18,218.99	18,218.99	-18,218.99	.00
TOTAL	SELF INS ACCIDENT AND LIAB	.00	.00	18,218.99	18,218.99	-18,218.99	.00

10/14/19
ACCOUNTING PERIOD: 1/20

MONTGOMERY COUNTY, TEXAS
DEPT/DIV EXPENDITURE SUMMARY

PAGE 53

SELECTION CRITERIA: ALL

FUND - 673 - WELLNESS CLINIC

ACCOUNT	TITLE	BUDGET	PERIOD EXPENDITURES	ENCUMBRANCES OUTSTANDING	YEAR TO DATE ENC + EXP	AVAILABLE BALANCE	YTD/ END
4026	WELLNESS CLINIC	.00	.00	22.60	22.60	-22.60	.00
TOTAL	RISK MANAGEMENT	.00	.00	22.60	22.60	-22.60	.00
TOTAL	GENERAL ADMINISTRATION	.00	.00	22.60	22.60	-22.60	.00
TOTAL	WELLNESS CLINIC	.00	.00	22.60	22.60	-22.60	.00
TOTAL REPORT		508,695,963.64	4,585,756.20	2,493,928.40	7,079,684.60	501,616,279.04	.01



Montgomery County, Texas
Office of the County Auditor
501 North Thompson, Suite 205, Conroe, Texas 77301
P. O. Box 539, Conroe, Texas 77305

Rakesh Pandey, CPA
County Auditor
Angela H. Blocker
1st Assistant County Auditor

TO: Commissioners Court
FROM: Rakesh Pandey, County Auditor
DATE: November 12, 2019 *RP*
RE: County Auditor's Report

The following reports "Dept/Div Revenue Summary" and "Dept/Div Expenditure Summary" are provided to the Commissioners Court in compliance with Local Government Code 114.024.

If you have any questions, please do not hesitate to contact me.

RP/kgd

11/04/19
ACCOUNTING PERIOD: 13/19

MONTGOMERY COUNTY, TEXAS
DEPT/DIV REVENUE SUMMARY

PAGE 1

SELECTION CRITERIA: ALL

FUND - 110 - GENERAL FUND

ACCOUNT	TITLE	BUDGET	PERIOD RECEIPTS	RECEIVABLES	YEAR TO DATE REVENUE	BALANCE	YTD/ BUD
1	GENERAL FUND	202,094,046.84	3,068,529.61	.00	211,459,676.47	-9,365,629.63	1.05
TOTAL	GENERAL FUND	202,094,046.84	3,068,529.61	.00	211,459,676.47	-9,365,629.63	1.05
TOTAL	GENERAL FUND	202,094,046.84	3,068,529.61	.00	211,459,676.47	-9,365,629.63	1.05
402	RISK MANAGEMENT	.00	.00	.00	4,625.00	-4,625.00	.00
TOTAL	RISK MANAGEMENT	.00	.00	.00	4,625.00	-4,625.00	.00
601	PERMITS	550,000.00	6,025.00	.00	589,175.00	-39,175.00	1.07
TOTAL	PERMITS	550,000.00	6,025.00	.00	589,175.00	-39,175.00	1.07
TOTAL	GENERAL ADMINISTRATION	550,000.00	6,025.00	.00	593,800.00	-43,800.00	1.08
499	TAX ASSESSOR/COLLECTOR	5,275,823.00	47,316.77	.00	5,653,104.18	-377,281.18	1.07
4991	TAX A/C-VEH INV TAX	11,693.00	445.05	.00	5,111.19	6,581.81	.44
4992	TAX A/C-RENDITION PENALTY	6,740.00	.00	.00	4,360.86	2,379.14	.65
4993	TAX A/C-VTR DIVISION	.00	300.00	.00	3,200.00	-3,200.00	.00
4995	TAX A/C-ECONOMIC DEVELOP.	2,511,035.00	1,015.00	.00	1,786,617.12	724,417.88	.71
TOTAL	TAX ASSESSOR/COLLECTOR	7,805,291.00	49,076.82	.00	7,452,393.35	352,897.65	.95
TOTAL	FINANCIAL ADMINISTRATION	7,805,291.00	49,076.82	.00	7,452,393.35	352,897.65	.95
6511	MEMORIAL LIBRARY	171,339.00	22,517.47	.00	119,825.89	51,513.11	.70
TOTAL	MEMORIAL LIBRARY	171,339.00	22,517.47	.00	119,825.89	51,513.11	.70
6611	HIST COMM DONATIONS	2,030.00	.00	.00	2,240.00	-210.00	1.10
TOTAL	HIST COMM DONATIONS	2,030.00	.00	.00	2,240.00	-210.00	1.10
TOTAL	CULTURE AND RECREATION	173,369.00	22,517.47	.00	122,065.89	51,303.11	.70
4902	VOTER REGISTRATION	20,892.17	8,504.52	.00	29,396.69	-8,504.52	1.41
TOTAL	ELECTIONS	20,892.17	8,504.52	.00	29,396.69	-8,504.52	1.41
TOTAL	ELECTIONS	20,892.17	8,504.52	.00	29,396.69	-8,504.52	1.41
509	BUDG CUSTODIAL SERVICES	.00	.00	.00	4,854.20	-4,854.20	.00
TOTAL	BUDG CUSTODIAL SERVICES	.00	.00	.00	4,854.20	-4,854.20	.00
5121	JAIL	40,706,847.14	3,058,234.49	.00	38,659,635.85	2,047,211.29	.95
TOTAL	JAIL	40,706,847.14	3,058,234.49	.00	38,659,635.85	2,047,211.29	.95
513	CONVENTION CENTER COMPLEX	1,280,000.00	44,676.74	.00	1,369,923.03	-89,923.03	1.07
TOTAL	CONVENTION CENTER COMPLEX	1,280,000.00	44,676.74	.00	1,369,923.03	-89,923.03	1.07
TOTAL	FACILITIES	41,986,847.14	3,102,911.23	.00	40,034,413.08	1,952,434.06	.95
4003	LIRAP-VEH EMISSIONS PROG	.00	.00	.00	2,425.64	-2,425.64	.00
TOTAL	COUNTY JUDGE	.00	.00	.00	2,425.64	-2,425.64	.00
6303	FORENSIC SERVICES	111,000.00	.00	.00	155,700.50	-44,700.50	1.40

RUN DATE 11/04/19 TIME 08:11:43

- LIVE DATA BASE/COUNTY AUD

11/04/19
ACCOUNTING PERIOD: 13/19

MONTGOMERY COUNTY, TEXAS
DEPT/DIV REVENUE SUMMARY

PAGE 2

SELECTION CRITERIA: ALL

FUND - 110 - GENERAL FUND

ACCOUNT	TITLE	BUDGET	PERIOD RECEIPTS	RECEIVABLES	YEAR TO DATE REVENUE	BALANCE	YTD/ BUD
630313	FORENSICS DEPT ACER GRANT	.00	5,871.10	.00	16,088.30	-16,088.30	.00
TOTAL	MEDICAL HEALTH	111,000.00	5,871.10	.00	171,788.80	-60,788.80	1.55
633	ANIMAL CONTROL	30,000.00	305.00	.00	19,956.00	10,044.00	.67
TOTAL	ANIMAL CONTROL	30,000.00	305.00	.00	19,956.00	10,044.00	.67
6331	ANIMAL SHELTER	160,000.00	6,828.50	.00	184,786.52	-24,786.52	1.15
63311	ANIMAL SHELTER DONATIONS	.00	950.00	.00	104,466.57	-104,466.57	.00
63312	ANIMAL SHELTER-PETCO GRNT	.00	.00	.00	32.50	-32.50	.00
63314	ANIMAL SHELTER-PETCO HH2	.00	.00	.00	127,163.00	-127,163.00	.00
63315	ANIMAL SHELTER-PETCO 2018	.00	.00	.00	89,418.52	-89,418.52	.00
63316	ANIMAL SHELTER-2017MMW	.00	.00	.00	1,386.94	-1,386.94	.00
63317	PET RETENTION GRANT	20,000.00	.00	.00	20,001.00	-1.00	1.00
TOTAL	ANIMAL SHELTER	180,000.00	7,778.50	.00	527,255.05	-347,255.05	2.93
640	CHILD WELFARE	1,577.72	.00	.00	4,236.46	-2,658.74	2.69
64011	CONCRETE SERVICES	.00	.00	.00	-669.19	669.19	.00
64012	CONCRETE SERVICES 19-24	6,500.00	.00	.00	.00	6,500.00	.00
TOTAL	CHILD WELFARE	8,077.72	.00	.00	3,567.27	4,510.45	.44
TOTAL	HEALTH AND WELFARE	329,077.72	13,954.60	.00	724,992.76	-395,915.04	2.20
426	COUNTY COURT AT LAW #1	84,000.00	.00	.00	84,000.00	.00	1.00
TOTAL	COUNTY COURT AT LAW #1	84,000.00	.00	.00	84,000.00	.00	1.00
427	COUNTY COURT AT LAW #2	84,000.00	.00	.00	84,000.00	.00	1.00
TOTAL	COUNTY COURT AT LAW #2	84,000.00	.00	.00	84,000.00	.00	1.00
429	COUNTY COURT AT LAW #3	84,000.00	.00	.00	84,000.00	.00	1.00
TOTAL	COUNTY COURT AT LAW #3	84,000.00	.00	.00	84,000.00	.00	1.00
430	COUNTY COURT AT LAW #4	84,000.00	.00	.00	84,000.00	.00	1.00
TOTAL	COUNTY COURT AT LAW #4	84,000.00	.00	.00	84,000.00	.00	1.00
431	COUNTY COURT AT LAW #5	84,000.00	.00	.00	84,000.00	.00	1.00
TOTAL	COUNTY COURT AT LAW #5	84,000.00	.00	.00	84,000.00	.00	1.00
4351	DISTRICT ATTORNEY	84,384.00	6,100.00	.00	329,114.20	-244,730.20	3.90
435111	DA NO REFUSAL GRANT	143,603.07	12,057.37	.00	120,960.98	22,642.09	.84
435151	DA VICTIM COORD FY18	-3,311.66	26,186.88	.00	82,595.21	-85,906.87	-24.94
435171	DA DVI FY19	-390.21	15,597.23	.00	68,657.84	-69,048.05	-175.95
435172	DA DVI FY20	75,277.03	5,980.68	.00	5,980.68	69,296.35	.08
435180	SMART PROSECUTION INITIV	359,729.00	.00	.00	87,604.68	272,124.32	.24
4354	D. A. STATE FUNDS	24,085.60	.00	.00	20,163.14	3,922.46	.84
TOTAL	DISTRICT ATTORNEY	683,376.83	65,922.16	.00	715,076.73	-31,699.90	1.05
4392	VTC-359TH/VTC FY17	.00	.00	.00	6,319.23	-6,319.23	.00
43921	359TH-VTC/VTC 18-19	.00	.00	.00	64,467.97	-64,467.97	.00
43922	VETERANS TMNT CT 19-20	200,000.00	12,253.21	.00	15,364.37	184,635.63	.08
TOTAL	359TH DISTRICT COURT	200,000.00	12,253.21	.00	86,151.57	113,848.43	.43

RUN DATE 11/04/19 TIME 08:11:43

- LIVE DATA BASE/COUNTY AUD

11/04/19
ACCOUNTING PERIOD: 13/19

MONTGOMERY COUNTY, TEXAS
DEPT/DIV REVENUE SUMMARY

PAGE 3

SELECTION CRITERIA: ALL

FUND - 110 - GENERAL FUND

ACCOUNT	TITLE	BUDGET	PERIOD RECEIPTS	RECEIVABLES	YEAR TO DATE REVENUE	BALANCE	YTD/ BUD
455	JUSTICE OF PEACE PCT 1	93,200.00	8,566.48	.00	92,645.84	554.16	.99
TOTAL	JUSTICE OF PEACE PCT 1	93,200.00	8,566.48	.00	92,645.84	554.16	.99
456	JUSTICE OF PEACE PCT 2	140,000.00	11,415.47	.00	141,721.28	-1,721.28	1.01
TOTAL	JUSTICE OF PEACE PCT 2	140,000.00	11,415.47	.00	141,721.28	-1,721.28	1.01
457	JP NO 3-FCID CONTRACT	56,932.20	4,206.82	.00	55,916.03	1,016.17	.98
TOTAL	JUSTICE OF PEACE PCT 3	56,932.20	4,206.82	.00	55,916.03	1,016.17	.98
458	JUSTICE OF PEACE PCT 4	111,200.00	6,283.20	.00	111,366.68	-166.68	1.00
TOTAL	JUSTICE OF PEACE PCT 4	111,200.00	6,283.20	.00	111,366.68	-166.68	1.00
459	JUSTICE OF PEACE PCT 5	64,500.00	6,872.92	.00	65,619.63	-1,119.63	1.02
TOTAL	JUSTICE OF PEACE PCT 5	64,500.00	6,872.92	.00	65,619.63	-1,119.63	1.02
TOTAL	JUDICIAL	1,769,209.03	115,520.26	.00	1,688,497.76	80,711.27	.95
4751	COUNTY ATTORNEY	.00	.00	.00	16,451.53	-16,451.53	.00
47512	TITLE IV-E LEGAL SVCS	16,405.02	.00	.00	16,405.02	.00	1.00
TOTAL	COUNTY ATTORNEY	16,405.02	.00	.00	32,856.55	-16,451.53	2.00
4754	CO ATTORNEY STATE FUNDS	70,000.00	.00	.00	70,000.00	.00	1.00
4755	CO ATTORNEY TITLE IVE GRN	.00	.00	.00	-37,098.21	37,098.21	.00
TOTAL	COUNTY ATTORNEY	86,405.02	.00	.00	65,758.34	20,646.68	.76
4771	ALTERNATE DISPUTE RESLN	190,500.00	15,515.45	.00	188,463.45	2,036.55	.99
TOTAL	ALTERNATE DISPUTE RESLN	190,500.00	15,515.45	.00	188,463.45	2,036.55	.99
TOTAL	LEGAL SERVICES	276,905.02	15,515.45	.00	254,221.79	22,683.23	.92
4066190	HSGP-REG TEAM SUSTAINMENT	93,880.51	.00	.00	196,703.65	-102,823.14	2.10
TOTAL	HSGP-REG TEAM SUSTAINMENT	93,880.51	.00	.00	196,703.65	-102,823.14	2.10
4066193	HSGP-REG TECH SUSTAINMENT	-500.00	.00	.00	.00	-500.00	.00
TOTAL	HSGP-REG TECH SUSTAINMENT	-500.00	.00	.00	.00	-500.00	.00
4066194	HSGP-EOC SUSTAINMENT	115,075.61	.00	.00	159,089.50	-44,013.89	1.38
TOTAL	HSGP-EOC SUSTAINMENT	115,075.61	.00	.00	159,089.50	-44,013.89	1.38
4066195	HSGP-PUBLIC SAFETY VIDEO	-1.33	.00	.00	706,242.68	-706,244.01	*****
TOTAL	HSGP-PUBLIC SAFETY VIDEO	-1.33	.00	.00	706,242.68	-706,244.01	*****
40701	PURCH-RR BODY ARMOR	-5,195.25	.00	.00	.00	-5,195.25	.00
TOTAL	PURCHASING AGENT	-5,195.25	.00	.00	.00	-5,195.25	.00
5434	FIRE MARSHAL - INSPECTION	1,078,380.02	10,400.00	.00	1,175,466.00	-97,085.98	1.09
TOTAL	FIRE MARSHAL	1,078,380.02	10,400.00	.00	1,175,466.00	-97,085.98	1.09
55112	CONSTABLE 1-SUBA SUB UNIT	270,406.00	30,814.09	.00	269,619.04	786.96	1.00

RUN DATE 11/04/19 TIME 08:11:43

- LIVE DATA BASE/COUNTY AUD

SELECTION CRITERIA: ALL

FUND - 110 - GENERAL FUND

ACCOUNT	TITLE	BUDGET	PERIOD RECEIPTS	RECEIVABLES	YEAR TO DATE REVENUE	BALANCE	YTD/ BUD
55113	CONSTABLE 1-WISD SUB UNIT	585,476.00	67,553.71	.00	572,862.45	12,613.55	.98
551131	CONST 1-WISD TRUANCY SUBU	105,300.00	12,022.09	.00	103,125.16	2,174.84	.98
55115	CONST PCT 1 SALE/COMM	15,685.68	1,962.01	.00	18,647.69	-1,962.01	1.12
TOTAL	CONSTABLE PCT 1	977,867.68	112,351.90	.00	964,254.34	13,613.34	.99
55116	CONST1-ICE-HMIND SEC INVS	1,500.00	.00	.00	.00	1,500.00	.00
551161	CONST1-DEA-TACT DIVERS TF	18,343.75	5,560.14	.00	15,295.15	3,048.60	.83
551170	NRA TRAINING GRANT - FY19	3,220.50	.00	.00	.00	3,220.50	.00
TOTAL	CONSTABLE PCT 1	23,064.25	5,560.14	.00	15,295.15	7,769.10	.66
55215	CONST PCT 2 SALE/COMM	12,070.64	.00	.00	12,070.64	.00	1.00
TOTAL	CONSTABLE PCT 2	12,070.64	.00	.00	12,070.64	.00	1.00
55311	CONSTABLE PCT 3	.00	9,200.00	.00	9,200.00	-9,200.00	.00
55312	CONSTABLE 3-RMCD SUB UNIT	714,885.00	63,592.16	.00	659,432.27	55,452.73	.92
55313	CON 3-TWNSH-INTERMT CRIME	92,642.83	7,464.53	.00	90,751.78	1,891.05	.98
553132	CONST 3 - BLEC DET K9	.00	.00	.00	707.14	-707.14	.00
553134	CONST 3 - NRA GRANT FY17	.00	.00	.00	3,220.50	-3,220.50	.00
55314	CONSTABLE 3/MUD 94 UNIT	267,825.00	19,719.55	.00	239,252.90	28,572.10	.89
55315	CONST PCT 3 SALE/COMM	18,012.27	.00	.00	19,912.27	-900.00	1.05
55316	CONSTABLE 3-SAVE HARBOR	184,610.00	20,714.21	.00	177,776.39	6,833.61	.96
55317	TRAFFIC MGT SPEED TRAILER	9,977.00	.00	.00	9,977.00	.00	1.00
55318	CONSTABLE 3-SPRING CRK UD	444,435.53	.00	.00	378,513.19	63,922.34	.86
55319	CONSTABLE 3 - STEP IDM	9,984.71	.00	.00	7,508.55	2,476.16	.75
TOTAL	CONSTABLE PCT 3	1,744,372.34	120,690.45	.00	1,596,251.99	145,120.35	.92
553136	NRA TRAINING GRANT - FY19	3,670.80	.00	.00	3,670.80	.00	1.00
TOTAL	CONSTABLE PCT 3	3,670.80	.00	.00	3,670.80	.00	1.00
55411	CONST 4-RIVERWALK POA	73,958.00	3,216.84	.00	70,574.95	3,383.05	.95
55415	CONST PCT 4 SALE/COMM	31,243.25	1,000.00	.00	32,893.25	-1,650.00	1.05
55416	CONST PCT 4 MOCOSET	3,000.00	.00	.00	1,471.49	1,528.51	.49
TOTAL	CONSTABLE PCT 4	108,201.25	4,216.84	.00	104,939.69	3,261.56	.97
554125	EMCID BODY CAMERAS FY18	4,800.00	.00	.00	4,800.00	.00	1.00
554126	EMCID-EMR RSP EQP	.00	.00	.00	50,370.68	-50,370.68	.00
55418	CONST4-STEP IDM	9,925.68	.00	.00	4,313.96	5,611.72	.43
554190	NRA TRAINING GRANT - FY19	2,978.00	.00	.00	2,978.00	.00	1.00
TOTAL	CONSTABLE PCT 4	17,703.68	.00	.00	62,462.64	-44,758.96	3.53
55512	CONST 5-MAG ISD SUB UNIT	1,311,767.00	115,642.08	.00	1,205,152.38	106,614.62	.92
55515	CONST PCT 5 SALE/COMM	11,662.06	.00	.00	11,912.06	-250.00	1.02
TOTAL	CONSTABLE PCT 5	1,323,429.06	115,642.08	.00	1,217,064.44	106,364.62	.92
55517	CONST 5 - AED GRANT	28,513.92	.00	.00	31,913.12	-3,399.20	1.12
55518	STEP COMPREHENSIVE	12,018.80	1,605.54	.00	10,657.70	1,361.10	.89
55519	STEP IDM	9,996.90	.00	.00	2,166.16	7,830.74	.22
TOTAL	CONSTABLE PCT 5	50,529.62	1,605.54	.00	44,736.98	5,792.64	.89
5601	SHERIFF	177,654.32	15,322.50	.00	214,046.02	-36,391.70	1.20

SELECTION CRITERIA: ALL

FUND - 110 - GENERAL FUND

ACCOUNT	TITLE	BUDGET	PERIOD RECEIPTS	RECEIVABLES	YEAR TO DATE REVENUE	BALANCE	YTD/ BUD
56011	SHERIFF-RECORDS/REPORTING	1,100,000.00	10,350.00	.00	790,031.50	309,968.50	.72
5601222	SHERIFF/STEP ID# (DWI)	9,985.78	.00	.00	6,348.98	3,636.80	.64
5601224	STEP COMPREHENSIVE	105,103.00	1,992.24	.00	94,250.44	10,852.56	.90
5601406	SHERIFF/AUTO THEFT/YR25	10,000.00	.00	.00	272,647.34	-262,647.34	27.25
5601407	SHERIFF/AUTO THEFT/YR 26	437,746.00	.00	.00	.00	437,746.00	.00
560150	SHERIFF/HOMELAND SECURITY	800.00	.00	.00	107,700.00	-106,900.00	134.63
5601503	NRA TRAINING GRANT - FY19	3,710.00	.00	.00	3,710.00	.00	1.00
5601513	US MARSHALS-DLEO	84,000.00	8,625.60	.00	72,097.74	11,902.26	.86
5601521	SO-ICE-HOMELAND SEC INVEST	18,000.00	583.63	.00	17,993.72	6.28	1.00
5601529	SO-K9 DIVISION	3,000.00	835.22	.00	1,997.00	1,003.00	.67
5601530	SO-OCDETF-BLUE LIGHT SPEC	3,000.00	.00	.00	1,098.93	1,901.07	.37
5601531	SO-OCDETF-NATL GANG SI	60,000.00	.00	.00	.00	60,000.00	.00
5601532	SO-OCDETF-FIRED FOR SOUND	7,000.00	.00	.00	.00	7,000.00	.00
5601591	SO/HPD-UTRA TASK FRC YR1	35,200.00	4,058.41	.00	35,543.22	-343.22	1.01
5601592	SO/HSI HUMAN TRAFFICKING	2,000.00	.00	.00	934.97	1,065.03	.47
560161	SHERIFF/9-1-1 SERVICES	1,323,040.00	68,692.22	.00	1,224,745.33	98,294.67	.93
560163	S/O DISPATCH UPGRADES	274,092.08	.00	.00	280,193.22	-6,101.14	1.02
5601635	SHERIFF - JAG FY17	21,258.82	.00	.00	47,451.31	-26,192.49	2.23
5601712	FY18 JAG - BODY CAMERAS	49,095.00	.00	.00	48,443.00	-48,443.00	.00
56017122	FY19 JAG - LPR SYSTEMS	44,947.00	.00	.00	49,095.00	.00	1.00
5601726	SHERIFF/HIDTA GRANT YR8	-8,152.42	.00	.00	.00	44,947.00	.00
5601730	SHERIFF/MOCONET	8,500.00	.00	.00	8,499.03	-8,152.42	.00
5601741	SHERIFF/HIDTA MOCONET YR8	-646.00	.00	.00	.00	.97	1.00
56018	SHERIFF/ACADEMY	5,000.00	.00	.00	1,963.67	3,036.33	.39
56019	SHERIFF/CRIME LAB	20,000.00	280.00	.00	22,200.00	-2,200.00	1.11
56022	WALDEN SUB-UNIT	156,740.00	5,219.57	.00	148,145.69	8,594.31	.95
56023	TOWN CENTER SUB-UNIT	10,543,281.81	968,603.95	.00	8,739,660.29	1,803,621.52	.83
560231	TOWN CENTER - SAFE HARBOR	92,086.00	6,903.50	.00	89,018.33	3,067.67	.97
56024	SHERIFF/WESTWOOD MAG ID	404,314.20	23,810.48	.00	297,349.12	106,965.08	.74
56025	SOUTH MONT CNTY MUD	662,332.00	29,018.20	.00	502,041.31	160,290.69	.76
56027	SHERIFF MUD 113	307,932.00	849.02	.00	197,247.95	110,684.05	.64
560801	HIDTA YEAR 9	119,338.22	.00	.00	112,914.41	6,423.81	.95
56080102	MOCONET	19,300.00	.00	.00	.00	19,300.00	.00
TOTAL	HIDTA YEAR 9	138,638.22	.00	.00	112,914.41	25,723.81	.81
560802	HIDTA YEAR 10	83,400.00	.00	.00	.00	83,400.00	.00
TOTAL	HIDTA	222,038.22	.00	.00	112,914.41	109,123.81	.51
TOTAL	SHERIFF	16,183,057.81	1,145,144.54	.00	13,387,367.52	2,795,690.29	.83
5601614	SHERIFF - SAVNS	.00	.00	.00	26,167.88	-26,167.88	.00
TOTAL	SHERIFF	.00	.00	.00	26,167.88	-26,167.88	.00
5711	JUVENILE PROBATION-ADM	125,000.00	.00	.00	151,853.14	-26,853.14	1.21
57112	HGAC-JUVENILE MH SERVICES	.00	.00	.00	562.50	-562.50	.00
57113	JUV PROBATION-NSLP 18-19	46,296.03	.00	.00	46,296.03	.00	1.00
571134	JUV PROBATION-NSLP 19-20	11,386.90	6,525.90	.00	17,912.80	-6,525.90	1.57
57114	HGAC-JUVENILE MH SERVICES	.00	.00	.00	2,382.50	-2,382.50	.00
57115	HGAC-JUV MH SERVICES FY19	18,500.00	.00	.00	18,500.00	.00	1.00

11/04/19
ACCOUNTING PERIOD: 13/19

MONTGOMERY COUNTY, TEXAS
DEPT/DIV REVENUE SUMMARY

PAGE 6

SELECTION CRITERIA: ALL

FUND - 110 - GENERAL FUND

ACCOUNT	TITLE	BUDGET	PERIOD RECEIPTS	RECEIVABLES	YEAR TO DATE REVENUE	BALANCE	YTD/ BUD
5711529	JUVEP SUPPLEMENTAL-GRNT W	.00	.00	.00	26,722.00	-26,722.00	.00
TOTAL	JUVENILE PROBATION	201,182.93	6,525.90	.00	264,228.97	-63,046.04	1.31
57211	ADULT PROB/BOND SUPERVISI	640,900.00	31,825.44	.00	31,825.44	609,074.56	.05
57221	ADULT PROBATION SUPERVISI	5,332,017.30	343,649.86	.00	1,859,834.73	3,472,182.57	.35
57251	ADULT PROB/COMMUNITY CORRC	1,152,284.61	71,173.22	.00	385,354.44	766,930.17	.33
57271	ADULT PROB/MENTAL IMPAIR	205,217.19	14,616.10	.00	78,461.17	126,756.02	.38
57281	IN-HOUSE COUNSELOR	97,250.46	5,835.89	.00	31,128.88	66,121.58	.32
57291	PRE-TRIAL DIVERSION	201,567.75	9,016.11	.00	67,795.69	133,772.06	.34
TOTAL	ADULT PROBATION	7,629,237.31	476,116.62	.00	2,454,400.35	5,174,836.96	.32
TOTAL	PUBLIC SAFETY	29,553,026.93	1,998,254.01	.00	22,390,413.22	7,162,613.71	.76
6291	AIRPORT MAINTENANCE	600,000.00	.00	.00	579,497.88	20,502.12	.97
629141	CUSTOMS OPERATIONS	76,659.10	.00	.00	103,474.75	-26,815.65	1.35
TOTAL	CUSTOMS	76,659.10	.00	.00	103,474.75	-26,815.65	1.35
TOTAL	AIRPORT	676,659.10	.00	.00	682,972.63	-6,313.53	1.01
TOTAL	PUBLIC TRANSPORTATION	676,659.10	.00	.00	682,972.63	-6,313.53	1.01
TOTAL	GENERAL FUND	285,235,323.95	8,400,808.97	.00	285,432,843.64	-197,519.69	1.00

11/04/19
ACCOUNTING PERIOD: 13/19

MONTGOMERY COUNTY, TEXAS
DEPT/DIV REVENUE SUMMARY

PAGE 7

SELECTION CRITERIA: ALL

FUND - 211 - ATTY ADMINISTRATION

ACCOUNT	TITLE	BUDGET	PERIOD RECEIPTS	RECEIVABLES	YEAR TO DATE REVENUE	BALANCE	YTD/ BUD
4352	D A HOT CHECKS	50.00	79.30	.00	1,040.16	-990.16	20.80
TOTAL	DISTRICT ATTORNEY	50.00	79.30	.00	1,040.16	-990.16	20.80
4752	CTY ATTY WORTHLESS CHECKS	9,000.00	10.95	.00	5,751.88	3,248.12	.64
TOTAL	COUNTY ATTORNEY	9,000.00	10.95	.00	5,751.88	3,248.12	.64
TOTAL	GENERAL ADMINISTRATION	9,050.00	90.25	.00	6,792.04	2,257.96	.75
2	SPECIAL REVENUE FUNDS	.00	.00	.00	35,000.00	-35,000.00	.00
TOTAL	SPECIAL REVENUE FUNDS	.00	.00	.00	35,000.00	-35,000.00	.00
TOTAL	SPECIAL REVENUE FUNDS	.00	.00	.00	35,000.00	-35,000.00	.00
TOTAL	ATTY ADMINISTRATION	9,050.00	90.25	.00	41,792.04	-32,742.04	4.62

11/04/19
ACCOUNTING PERIOD: 13/19

MONTGOMERY COUNTY, TEXAS
DEPT/DIV REVENUE SUMMARY

PAGE 8

SELECTION CRITERIA: ALL

FUND - 212 - FOREFEITURES

ACCOUNT	TITLE	BUDGET	PERIOD RECEIPTS	RECEIVABLES	YEAR TO DATE REVENUE	BALANCE	YTD/ BUD
4353	D A FOREFEITURES	799,414.27	-810.86	.00	813,000.95	-13,586.68	1.02
TOTAL	DISTRICT ATTORNEY	799,414.27	-810.86	.00	813,000.95	-13,586.68	1.02
5432	FIRE MARSHAL FOREFEITURES	.00	35.15	.00	278.84	-278.84	.00
TOTAL	FIRE MARSHAL	.00	35.15	.00	278.84	-278.84	.00
5513	CONSTABLE #1-FOREFEITURES	2,000.00	17.81	.00	2,625.33	-625.33	1.31
55131	CONSTABLE #1-FED FOREFEIT	.00	-237.07	.00	.80	-.80	.00
TOTAL	CONSTABLE PCT 1	2,000.00	-219.26	.00	2,626.13	-626.13	1.31
5522	CONSTBL 2 STATE FOREFEITURE	6,600.00	3,218.81	.00	133,510.13	-126,910.13	20.23
55221	CONST 2 FEDERAL FORF	.00	1.60	.00	22.09	-22.09	.00
TOTAL	CONSTABLE PCT 2	6,600.00	3,220.41	.00	133,532.22	-126,932.22	20.23
5532	CONSTBL # 3 FOREFEITURES	13,000.00	14.27	.00	7,091.65	5,908.35	.55
TOTAL	CONSTABLE PCT 3	13,000.00	14.27	.00	7,091.65	5,908.35	.55
5542	CONSTBL # 4 FOREFEITURES	20,000.00	687.71	.00	45,623.50	-25,623.50	2.28
TOTAL	CONSTABLE PCT 4	20,000.00	687.71	.00	45,623.50	-25,623.50	2.28
5552	CONSTABLE PCT 5-FOREFEITUR	60,080.00	329.90	.00	16,130.20	43,949.80	.27
TOTAL	CONSTABLE PCT 5	60,080.00	329.90	.00	16,130.20	43,949.80	.27
5604	SHERIFF FOREFEITURES	450,000.00	.00	.00	573,763.74	-123,763.74	1.28
5604731	SHER MOCONET FOREFEITURES	550,000.00	-13,970.59	.00	348,177.89	201,822.11	.63
5606	SHERIFF FED FORF	650,000.00	.00	.00	172,651.15	477,348.85	.27
TOTAL	SHERIFF	1,650,000.00	-13,970.59	.00	1,094,532.78	555,407.22	.66
TOTAL	PUBLIC SAFETY	2,551,094.27	-10,713.27	.00	2,112,876.27	438,218.00	.83
TOTAL	FOREFEITURES	2,551,094.27	-10,713.27	.00	2,112,876.27	438,218.00	.83

11/04/19
ACCOUNTING PERIOD: 13/19

MONTGOMERY COUNTY, TEXAS
DEPT/DIV REVENUE SUMMARY

PAGE 9

SELECTION CRITERIA: ALL

FUND - 214 - FEMA DISASTER GRANTS

ACCOUNT	TITLE	BUDGET	PERIOD RECEIPTS	RECEIVABLES	YEAR TO DATE REVENUE	BALANCE	YTD/ BUD
2	SPECIAL REVENUE FUNDS	75,000.00	.00	.00	.00	75,000.00	.00
TOTAL	SPECIAL REVENUE FUNDS	75,000.00	.00	.00	.00	75,000.00	.00
TOTAL	SPECIAL REVENUE FUNDS	75,000.00	.00	.00	.00	75,000.00	.00
6491	FY16 FLOOD MITIG ASSIST	.00	.00	.00	-25,000.00	25,000.00	.00
6492	FEMA-DR-4269-TX	.00	.00	.00	-395,596.07	395,596.07	.00
6493	FEMA-DR-4272-TX	.00	.00	.00	-912,769.82	912,769.82	.00
6494	FEMA-DR-4332-TX	.00	.00	.00	-5,200,132.56	5,200,132.56	.00
TOTAL	FLOOD MITIGATION PROGRAMS	.00	.00	.00	-6,533,498.45	6,533,498.45	.00
TOTAL	HEALTH AND WELFARE	.00	.00	.00	-6,533,498.45	6,533,498.45	.00
TOTAL	FEMA DISASTER GRANTS	75,000.00	.00	.00	-6,533,498.45	6,608,498.45	-87.11

11/04/19
ACCOUNTING PERIOD: 13/19

MONTGOMERY COUNTY, TEXAS
DEPT/DIV REVENUE SUMMARY

PAGE 10

SELECTION CRITERIA: ALL

FUND - 215 - JURY

ACCOUNT	TITLE	BUDGET	PERIOD RECEIPTS	RECEIVABLES	YEAR TO DATE REVENUE	BALANCE	YTD/ BUD
2	SPECIAL REVENUE FUNDS	1,212,400.00	69,339.91	.00	8,750,269.30	-7,537,869.30	7.22
TOTAL	SPECIAL REVENUE FUNDS	1,212,400.00	69,339.91	.00	8,750,269.30	-7,537,869.30	7.22
TOTAL	SPECIAL REVENUE FUNDS	1,212,400.00	69,339.91	.00	8,750,269.30	-7,537,869.30	7.22
4381	284TH D C-2ND REGION CONT	110,859.00	8,287.99	.00	101,737.14	9,121.86	.92
TOTAL	284TH DISTRICT COURT	110,859.00	8,287.99	.00	101,737.14	9,121.86	.92
465	COURT OPERATIONS	857,500.00	7,158.89	.00	639,384.72	218,115.28	.75
TOTAL	COURT OPERATIONS	857,500.00	7,158.89	.00	639,384.72	218,115.28	.75
4652	DRUG COURT	227,000.00	3,605.00	.00	230,970.75	-3,970.75	1.02
TOTAL	DRUG COURT	227,000.00	3,605.00	.00	230,970.75	-3,970.75	1.02
46521	DRUG COURT-DWI COURT	165,000.00	3,737.00	.00	171,532.65	-6,532.65	1.04
TOTAL	DRUG COURT-DWI COURT	165,000.00	3,737.00	.00	171,532.65	-6,532.65	1.04
TOTAL	JUDICIAL	1,360,359.00	22,788.88	.00	1,143,625.26	216,733.74	.84
TOTAL	JURY	2,572,759.00	92,128.79	.00	9,893,894.56	-7,321,135.56	3.85

11/04/19
ACCOUNTING PERIOD: 13/19

MONTGOMERY COUNTY, TEXAS
DEPT/DIV REVENUE SUMMARY

PAGE 11

SELECTION CRITERIA: ALL

FUND - 216 - ROAD AND BRIDGE

ACCOUNT	TITLE	BUDGET	PERIOD RECEIPTS	RECEIVABLES	YEAR TO DATE REVENUE	BALANCE	YTD/ BUD
2	SPECIAL REVENUE FUNDS	36,610,317.20	593,983.19	.00	36,687,522.02	-77,204.82	1.00
TOTAL	SPECIAL REVENUE FUNDS	36,610,317.20	593,983.19	.00	36,687,522.02	-77,204.82	1.00
TOTAL	SPECIAL REVENUE FUNDS	36,610,317.20	593,983.19	.00	36,687,522.02	-77,204.82	1.00
6142	RECYCLE STATION-PCT 3	139,298.18	2,825.00	.00	161,624.88	-22,326.70	1.16
TOTAL	COMMISSIONER PCT 3	139,298.18	2,825.00	.00	161,624.88	-22,326.70	1.16
TOTAL	CONSERVATION	139,298.18	2,825.00	.00	161,624.88	-22,326.70	1.16
61380	MONT CO PCT2 PARKS	12,146.20	550.00	.00	17,196.20	-5,050.00	1.42
TOTAL	PCT 2 FACILITIES	12,146.20	550.00	.00	17,196.20	-5,050.00	1.42
TOTAL	COMMISSIONER PCT 2	12,146.20	550.00	.00	17,196.20	-5,050.00	1.42
61480	SOUTH COUNTY COMM CENTER	75,039.75	1,690.00	.00	89,059.75	-14,020.00	1.19
TOTAL	PCT 3 PARKS AND COMM CEN	75,039.75	1,690.00	.00	89,059.75	-14,020.00	1.19
TOTAL	COMMISSIONER PCT 3	75,039.75	1,690.00	.00	89,059.75	-14,020.00	1.19
61532	16 FLOODS/CDBG DR INFRAST	3,047,804.00	.00	.00	.00	3,047,804.00	.00
61580	EAST MC SENIOR CENTER	2,775.00	.00	.00	6,175.00	-3,400.00	2.23
TOTAL	PCT 4 PARKS AND COMM CEN	2,775.00	.00	.00	6,175.00	-3,400.00	2.23
TOTAL	COMMISSIONER PCT 4	3,050,579.00	.00	.00	6,175.00	3,044,404.00	.00
TOTAL	FACILITIES	3,137,764.95	2,240.00	.00	112,430.95	3,025,334.00	.04
61432	VECTOR CONTROL GRANT	237,955.00	.00	.00	64,605.20	173,349.80	.27
TOTAL	COMMISSIONER PCT 3	237,955.00	.00	.00	64,605.20	173,349.80	.27
TOTAL	HEALTH AND WELFARE	237,955.00	.00	.00	64,605.20	173,349.80	.27
612	COMMISSIONER PCT 1	.00	900.00	.00	213,437.99	-213,437.99	.00
TOTAL	COMMISSIONER PCT 1	.00	900.00	.00	213,437.99	-213,437.99	.00
613	COMMISSIONER PCT 2	99,041.63	280.00	.00	132,702.98	-33,661.35	1.34
TOTAL	COMMISSIONER PCT 2	99,041.63	280.00	.00	132,702.98	-33,661.35	1.34
6130	COMMER PCT 2-SUSPENSE	28,831.00	.00	.00	28,831.00	.00	1.00
TOTAL	COMMER PCT 2-SUSPENSE	28,831.00	.00	.00	28,831.00	.00	1.00
614	COMMISSIONER PCT 3	28,500.17	.00	.00	37,183.92	-8,683.75	1.30
TOTAL	COMMISSIONER PCT 3	28,500.17	.00	.00	37,183.92	-8,683.75	1.30
615	COMMISSIONER PCT 4	1,000,463.20	-200.00	.00	1,008,494.20	-8,031.00	1.01
TOTAL	COMMISSIONER PCT 4	1,000,463.20	-200.00	.00	1,008,494.20	-8,031.00	1.01
TOTAL	PUBLIC TRANSPORTATION	1,156,836.00	980.00	.00	1,420,650.09	-263,814.09	1.23

RUN DATE 11/04/19 TIME 08:11:43

- LIVE DATA BASE/COUNTY AUD

11/04/19
ACCOUNTING PERIOD: 13/19

MONTGOMERY COUNTY, TEXAS
DEPT/DIV REVENUE SUMMARY

PAGE 12

SELECTION CRITERIA: ALL

FUND - 216 - ROAD AND BRIDGE

ACCOUNT	TITLE	BUDGET	PERIOD RECEIPTS	RECEIVABLES	YEAR TO DATE REVENUE	BALANCE	YTD/ BUD
TOTAL	ROAD AND BRIDGE	41,282,171.33	600,028.19	.00	38,446,833.14	2,835,338.19	.93

11/04/19
ACCOUNTING PERIOD: 13/19

MONTGOMERY COUNTY, TEXAS
DEPT/DIV REVENUE SUMMARY

PAGE 13

SELECTION CRITERIA: ALL

FUND - 217 - SHERIFF COMMISSARY

ACCOUNT	TITLE	BUDGET	PERIOD RECEIPTS	RECEIVABLES	YEAR TO DATE REVENUE	BALANCE	YTD/ BUD
2	SPECIAL REVENUE FUNDS	1,890,153.52	.00	.00	1,778,290.31	111,863.21	.94
TOTAL	SPECIAL REVENUE FUNDS	1,890,153.52	.00	.00	1,778,290.31	111,863.21	.94
TOTAL	SPECIAL REVENUE FUNDS	1,890,153.52	.00	.00	1,778,290.31	111,863.21	.94
TOTAL	SHERIFF COMMISSARY	1,890,153.52	.00	.00	1,778,290.31	111,863.21	.94

11/04/19
ACCOUNTING PERIOD: 13/19

MONTGOMERY COUNTY, TEXAS
DEPT/DIV REVENUE SUMMARY

PAGE 14

SELECTION CRITERIA: ALL

FUND - 218 - MEMORIAL LIBRARY - SPECIA

ACCOUNT	TITLE	BUDGET	PERIOD RECEIPTS	RECEIVABLES	YEAR TO DATE REVENUE	BALANCE	YTD/ BUD
65117	MEMORIAL GIFT GENERAL	163,862.72	11,469.00	.00	207,975.65	-44,112.93	1.27
65118	GENEALOGY GIFT/RONALD JAC	1,885.00	.00	.00	3,268.91	-1,383.91	1.73
TOTAL	MEMORIAL LIBRARY	165,747.72	11,469.00	.00	211,244.56	-45,496.84	1.27
TOTAL	CULTURE AND RECREATION	165,747.72	11,469.00	.00	211,244.56	-45,496.84	1.27
TOTAL	MEMORIAL LIBRARY - SPECIA	165,747.72	11,469.00	.00	211,244.56	-45,496.84	1.27

11/04/19
ACCOUNTING PERIOD: 13/19

MONTGOMERY COUNTY, TEXAS
DEPT/DIV REVENUE SUMMARY

PAGE 15

SELECTION CRITERIA: ALL

FUND - 219 - COMMUNITY DEVELOPMENT

ACCOUNT	----- TITLE -----	BUDGET	PERIOD RECEIPTS	RECEIVABLES	YEAR TO DATE REVENUE	BALANCE	YTD/ BUD
50	HEALTH AND WELFARE	122,251.24	.00	.00	122,251.24	.00	1.00
TOTAL	HEALTH AND WELFARE	122,251.24	.00	.00	122,251.24	.00	1.00
64202	CDBG - YEAR 20	.00	246.63	.00	1,019,574.68	-1,019,574.68	.00
64203	CDBG YEAR 21	2,597,984.00	160,723.53	.00	1,120,647.34	1,477,336.66	.43
642612	WILLIS BLDG-PROG INC	32,405.86	700.00	.00	39,979.50	-7,573.64	1.23
6426121	IONESTAR BLDG-PROG INC	26,729.42	1,325.00	.00	32,715.00	-5,985.58	1.22
642613	MAGNOLIA BLDG-PROG INC	9,503.92	.00	.00	11,895.00	-2,391.08	1.25
6426132	MAGNOLIA CLINIC-PROG INC	16,998.88	2,900.00	.00	35,650.00	-18,651.12	2.10
642615	SPLENDORA BLDG-PROG INC	39,208.03	3,750.00	.00	58,350.00	-19,141.97	1.49
64296	CDBG/\$2,118,292 - YEAR 16	.00	.21	.00	10,251.61	-10,251.61	.00
64297	CDBG/\$2,244,177 - YEAR 17	.00	.00	.00	17,609.94	-17,609.94	.00
64298	CDBG/\$2,172,630 - YEAR 18	.00	8,577.85	.00	51,239.02	-51,239.02	.00
64299	CDBG/\$2,301,631 - YEAR 19	.00	43,200.00	.00	141,850.23	-141,850.23	.00
64392	HOME/\$465,806 - YEAR 12	.00	32,219.26	.00	70,492.98	-70,492.98	.00
TOTAL	CDBG/\$1.7MIL-YEAR 1	2,722,830.11	253,642.48	.00	2,610,255.30	112,574.81	.96
64395	HOME YEAR 15	.00	.00	.00	2,368.99	-2,368.99	.00
64396	HOME YEAR 16	688,627.00	71,078.86	.00	186,329.20	502,297.80	.27
TOTAL	HOME PROGRAM/\$750K-YR 1	688,627.00	71,078.86	.00	188,698.19	499,928.81	.27
64408	HESG YEAR 8	219,997.00	46,519.50	.00	179,713.73	40,283.27	.82
TOTAL	CDBG DISASTER REC GRANT	219,997.00	46,519.50	.00	179,713.73	40,283.27	.82
TOTAL	HEALTH AND WELFARE	3,753,705.35	371,240.84	.00	3,100,918.46	652,786.89	.83
TOTAL	COMMUNITY DEVELOPMENT	3,753,705.35	371,240.84	.00	3,100,918.46	652,786.89	.83

11/04/19
ACCOUNTING PERIOD: 13/19

MONTGOMERY COUNTY, TEXAS
DEPT/DIV REVENUE SUMMARY

PAGE 16

SELECTION CRITERIA: ALL

FUND - 221 - LAW LIBRARY

ACCOUNT	TITLE	BUDGET	PERIOD RECEIPTS	RECEIVABLES	YEAR TO DATE REVENUE	BALANCE	YTD/ BUD
2	SPECIAL REVENUE FUNDS	295,188.00	28,836.35	.00	363,094.15	-67,906.15	1.23
TOTAL	SPECIAL REVENUE FUNDS	295,188.00	28,836.35	.00	363,094.15	-67,906.15	1.23
TOTAL	SPECIAL REVENUE FUNDS	295,188.00	28,836.35	.00	363,094.15	-67,906.15	1.23
TOTAL	LAW LIBRARY	295,188.00	28,836.35	.00	363,094.15	-67,906.15	1.23

11/04/19
ACCOUNTING PERIOD: 13/19

MONTGOMERY COUNTY, TEXAS
DEPT/DIV REVENUE SUMMARY

PAGE 17

SELECTION CRITERIA: ALL

FUND - 224 - JUVENILE PROBATION-STATE

ACCOUNT	TITLE	BUDGET	PERIOD RECEIPTS	RECEIVABLES	YEAR TO DATE REVENUE	BALANCE	YTD/ BUD
2	SPECIAL REVENUE FUNDS	7,956.44	1,740.06	.00	36,458.66	-28,502.22	4.58
TOTAL	SPECIAL REVENUE FUNDS	7,956.44	1,740.06	.00	36,458.66	-28,502.22	4.58
TOTAL	SPECIAL REVENUE FUNDS	7,956.44	1,740.06	.00	36,458.66	-28,502.22	4.58
571134	JUV PROB/STATE AID-A/07	6,525.90	.00	.00	.00	6,525.90	.00
5711470	JUV PROB/STATE AID-A/19	14,159.77	-4,047.84	.00	1,811,458.13	-1,797,298.36	127.93
5711480	JUV PROB/STATE AID-A/20	1,911,701.00	.00	.00	.00	1,911,701.00	.00
571156	JUV JUS ALT ED PGR-P/19	.00	.00	.00	527,001.61	-527,001.61	.00
571157	JUV JUS ALT ED PGR-P/20	561,653.00	.00	.00	.00	561,653.00	.00
571184	JUV PROB/RDA PROG	.00	.00	.00	-220,929.54	220,929.54	.00
571185	JUV-REGIONALIZATION R/19	17,300.00	.00	.00	17,300.00	.00	1.00
TOTAL	JUVENILE PROBATION	2,511,339.67	-4,047.84	.00	2,134,830.20	376,509.47	.85
TOTAL	PUBLIC SAFETY	2,511,339.67	-4,047.84	.00	2,134,830.20	376,509.47	.85
TOTAL	JUVENILE PROBATION-STATE	2,519,296.11	-2,307.78	.00	2,171,288.86	348,007.25	.86

11/04/19
ACCOUNTING PERIOD: 13/19

MONTGOMERY COUNTY, TEXAS
DEPT/DIV REVENUE SUMMARY

PAGE 18

SELECTION CRITERIA: ALL

FUND - 225 - RECORDS MGMT/PRESERVATION

ACCOUNT	TITLE	BUDGET	PERIOD RECEIPTS	RECEIVABLES	YEAR TO DATE REVENUE	BALANCE	YTD/ BUD
40311	CTY CLK/RECORDS MGMT/PRES	530,516.00	69,666.47	.00	746,266.75	-215,750.75	1.41
TOTAL	COUNTY CLERK	530,516.00	69,666.47	.00	746,266.75	-215,750.75	1.41
TOTAL	GENERAL ADMINISTRATION	530,516.00	69,666.47	.00	746,266.75	-215,750.75	1.41
TOTAL	RECORDS MGMT/PRESERVATION	530,516.00	69,666.47	.00	746,266.75	-215,750.75	1.41

11/04/19
ACCOUNTING PERIOD: 13/19

MONTGOMERY COUNTY, TEXAS
DEPT/DIV REVENUE SUMMARY

PAGE 19

SELECTION CRITERIA: ALL

FUND - 226 - PRE-TRIAL DIVERSION FUND

ACCOUNT	TITLE	BUDGET	PERIOD RECEIPTS	RECEIVABLES	YEAR TO DATE REVENUE	BALANCE	YTD/ BUD
43513	PRE-TRIAL DIVERSION	40,732.00	400.00	.00	54,300.00	-13,568.00	1.33
TOTAL	DISTRICT ATTORNEY	40,732.00	400.00	.00	54,300.00	-13,568.00	1.33
TOTAL	JUDICIAL	40,732.00	400.00	.00	54,300.00	-13,568.00	1.33
TOTAL	PRE-TRIAL DIVERSION FUND	40,732.00	400.00	.00	54,300.00	-13,568.00	1.33

11/04/19
ACCOUNTING PERIOD: 13/19

MONTGOMERY COUNTY, TEXAS
DEPT/DIV REVENUE SUMMARY

PAGE 20

SELECTION CRITERIA: ALL

FUND - 232 - AIRPORT GRANTS

ACCOUNT	TITLE	BUDGET	PERIOD RECEIPTS	RECEIVABLES	YEAR TO DATE REVENUE	BALANCE	YTD/ BUD
6291324	AIRPORT RAMP GRANT FY20	50,000.00	.00	.00	.00	50,000.00	.00
629136	16MPCONRO	827.09	.00	.00	827.09	.00	1.00
629138	1812CONRO	.00	590,063.06	.00	590,063.06	-590,063.06	.00
62916	TAXIWAY G & F DESIGN/CNST	126,000.00	.00	.00	.00	126,000.00	.00
TOTAL	AIRPORT	176,827.09	590,063.06	.00	590,890.15	-414,063.06	3.34
TOTAL	PUBLIC TRANSPORTATION	176,827.09	590,063.06	.00	590,890.15	-414,063.06	3.34
TOTAL	AIRPORT GRANTS	176,827.09	590,063.06	.00	590,890.15	-414,063.06	3.34

11/04/19
ACCOUNTING PERIOD: 13/19

MONTGOMERY COUNTY, TEXAS
DEPT/DIV REVENUE SUMMARY

PAGE 21

SELECTION CRITERIA: ALL

FUND - 233 - MENTAL HEALTH FACILITY

ACCOUNT	TITLE	BUDGET	PERIOD RECEIPTS	RECEIVABLES	YEAR TO DATE REVENUE	BALANCE	YTD/ BUD
6311	MENTAL HEALTH	16,994,512.00	.00	.00	15,743,692.00	1,250,820.00	.93
TOTAL	MENTAL HEALTH	16,994,512.00	.00	.00	15,743,692.00	1,250,820.00	.93
TOTAL	HEALTH AND WELFARE	16,994,512.00	.00	.00	15,743,692.00	1,250,820.00	.93
TOTAL	MENTAL HEALTH FACILITY	16,994,512.00	.00	.00	15,743,692.00	1,250,820.00	.93

11/04/19
ACCOUNTING PERIOD: 13/19

MONTGOMERY COUNTY, TEXAS
DEPT/DIV REVENUE SUMMARY

PAGE 22

SELECTION CRITERIA: ALL

FUND - 234 - RECORDS MANAGEMENT COUNTY

ACCOUNT	TITLE	BUDGET	PERIOD RECEIPTS	RECEIVABLES	YEAR TO DATE REVENUE	BALANCE	YTD/ BUD
409310	RECORDS MNGT COUNTY	175,000.00	13,788.77	.00	178,008.75	-3,008.75	1.02
TOTAL	NON-DEPARTMENTAL	175,000.00	13,788.77	.00	178,008.75	-3,008.75	1.02
TOTAL	GENERAL ADMINISTRATION	175,000.00	13,788.77	.00	178,008.75	-3,008.75	1.02
2	SPECIAL REVENUE FUNDS	.00	.00	.00	500,000.00	-500,000.00	.00
TOTAL	SPECIAL REVENUE FUNDS	.00	.00	.00	500,000.00	-500,000.00	.00
TOTAL	SPECIAL REVENUE FUNDS	.00	.00	.00	500,000.00	-500,000.00	.00
TOTAL	RECORDS MANAGEMENT COUNTY	175,000.00	13,788.77	.00	678,008.75	-503,008.75	3.87

11/04/19
ACCOUNTING PERIOD: 13/19

MONTGOMERY COUNTY, TEXAS
DEPT/DIV REVENUE SUMMARY

PAGE 23

SELECTION CRITERIA: ALL

FUND - 235 - RECORDS MGMT DIST CLERK

ACCOUNT	TITLE	BUDGET	PERIOD RECEIPTS	RECEIVABLES	YEAR TO DATE REVENUE	BALANCE	YTD/ BUD
450110	RECORDS MGMT DIST CLERK	80,000.00	4,500.53	.00	51,612.53	28,387.47	.65
TOTAL	DISTRICT CLERK	80,000.00	4,500.53	.00	51,612.53	28,387.47	.65
TOTAL	GENERAL ADMINISTRATION	80,000.00	4,500.53	.00	51,612.53	28,387.47	.65
TOTAL	RECORDS MGMT DIST CLERK	80,000.00	4,500.53	.00	51,612.53	28,387.47	.65

11/04/19
ACCOUNTING PERIOD: 13/19

MONTGOMERY COUNTY, TEXAS
DEPT/DIV REVENUE SUMMARY

PAGE 24

SELECTION CRITERIA: ALL

FUND - 236 - DIGITAL PRES CNTY/DIST

ACCOUNT	TITLE	BUDGET	PERIOD RECEIPTS	RECEIVABLES	YEAR TO DATE REVENUE	BALANCE	YTD/ BUD
409320	DIGITAL PRES CNTY/DIST	.00	8,077.79	.00	98,318.46	-98,318.46	.00
TOTAL	NON-DEPARTMENTAL	.00	8,077.79	.00	98,318.46	-98,318.46	.00
TOTAL	GENERAL ADMINISTRATION	.00	8,077.79	.00	98,318.46	-98,318.46	.00
TOTAL	DIGITAL PRES CNTY/DIST	.00	8,077.79	.00	98,318.46	-98,318.46	.00

11/04/19
ACCOUNTING PERIOD: 13/19

MONTGOMERY COUNTY, TEXAS
DEPT/DIV REVENUE SUMMARY

PAGE 25

SELECTION CRITERIA: ALL

FUND - 237 - DIST CLERK RECORDS PRESER

ACCOUNT	TITLE	BUDGET	PERIOD RECEIPTS	RECEIVABLES	YEAR TO DATE REVENUE	BALANCE	YTD/ BUD
45030	DISTRICT CLERK REC PRESV	170,000.00	8,529.97	.00	98,989.79	71,010.21	.58
TOTAL	DISTRICT CLERK	170,000.00	8,529.97	.00	98,989.79	71,010.21	.58
TOTAL	JUDICIAL	170,000.00	8,529.97	.00	98,989.79	71,010.21	.58
TOTAL	DIST CLERK RECORDS PRESER	170,000.00	8,529.97	.00	98,989.79	71,010.21	.58

11/04/19
ACCOUNTING PERIOD: 13/19

MONTGOMERY COUNTY, TEXAS
DEPT/DIV REVENUE SUMMARY

PAGE 26

SELECTION CRITERIA: ALL

FUND - 238 - COURT GUARDIANSHIP

ACCOUNT	TITLE	BUDGET	PERIOD RECEIPTS	RECEIVABLES	YEAR TO DATE REVENUE	BALANCE	YTD/ BUD
40933	COURT GUARDIANSHIP	32,000.00	2,000.00	.00	27,355.72	4,644.28	.85
TOTAL	NON-DEPARTMENTAL	32,000.00	2,000.00	.00	27,355.72	4,644.28	.85
TOTAL	JUDICIAL	32,000.00	2,000.00	.00	27,355.72	4,644.28	.85
TOTAL	COURT GUARDIANSHIP	32,000.00	2,000.00	.00	27,355.72	4,644.28	.85

11/04/19
ACCOUNTING PERIOD: 13/19

MONTGOMERY COUNTY, TEXAS
DEPT/DIV REVENUE SUMMARY

PAGE 27

SELECTION CRITERIA: ALL

FUND - 239 - COURT REPORTER SVC FUND

ACCOUNT	TITLE	BUDGET	PERIOD RECEIPTS	RECEIVABLES	YEAR TO DATE REVENUE	BALANCE	YTD/ BUD
2	SPECIAL REVENUE FUNDS	68,130.00	12,150.67	.00	151,695.63	-83,565.63	2.23
TOTAL	SPECIAL REVENUE FUNDS	68,130.00	12,150.67	.00	151,695.63	-83,565.63	2.23
TOTAL	SPECIAL REVENUE FUNDS	68,130.00	12,150.67	.00	151,695.63	-83,565.63	2.23
TOTAL	COURT REPORTER SVC FUND	68,130.00	12,150.67	.00	151,695.63	-83,565.63	2.23

11/04/19
ACCOUNTING PERIOD: 13/19

MONTGOMERY COUNTY, TEXAS
DEPT/DIV REVENUE SUMMARY

PAGE 28

SELECTION CRITERIA: ALL

FUND - 240 - COURTHOUSE SECURITY

ACCOUNT	TITLE	BUDGET	PERIOD RECEIPTS	RECEIVABLES	YEAR TO DATE REVENUE	BALANCE	YTD/ BUD
2	SPECIAL REVENUE FUNDS	300,000.00	25,512.22	.00	311,284.44	-11,284.44	1.04
TOTAL	SPECIAL REVENUE FUNDS	300,000.00	25,512.22	.00	311,284.44	-11,284.44	1.04
TOTAL	SPECIAL REVENUE FUNDS	300,000.00	25,512.22	.00	311,284.44	-11,284.44	1.04
TOTAL	COURTHOUSE SECURITY	300,000.00	25,512.22	.00	311,284.44	-11,284.44	1.04

11/04/19
ACCOUNTING PERIOD: 13/19

MONTGOMERY COUNTY, TEXAS
DEPT/DIV REVENUE SUMMARY

PAGE 29

SELECTION CRITERIA: ALL

FUND - 241 - COURT TECHNOLOGY CNTY/DIS

ACCOUNT	TITLE	BUDGET	PERIOD RECEIPTS	RECEIVABLES	YEAR TO DATE REVENUE	BALANCE	YTD/ BUD
2	SPECIAL REVENUE FUNDS	5,505.91	.00	.00	.00	5,505.91	.00
TOTAL	SPECIAL REVENUE FUNDS	5,505.91	.00	.00	.00	5,505.91	.00
TOTAL	SPECIAL REVENUE FUNDS	5,505.91	.00	.00	.00	5,505.91	.00
40936	COURT TECHNOLOGY CNTY/DIS	16,288.00	1,425.17	.00	18,582.45	-2,294.45	1.14
TOTAL	NON-DEPARTMENTAL	16,288.00	1,425.17	.00	18,582.45	-2,294.45	1.14
TOTAL	JUDICIAL	16,288.00	1,425.17	.00	18,582.45	-2,294.45	1.14
TOTAL	COURT TECHNOLOGY CNTY/DIS	21,793.91	1,425.17	.00	18,582.45	3,211.46	.85

11/04/19
ACCOUNTING PERIOD: 13/19

MONTGOMERY COUNTY, TEXAS
DEPT/DIV REVENUE SUMMARY

PAGE 30

SELECTION CRITERIA: ALL

FUND - 242 - JUSTICE CRT BLDG SECURITY

ACCOUNT	TITLE	BUDGET	PERIOD RECEIPTS	RECEIVABLES	YEAR TO DATE REVENUE	BALANCE	YTD/ BUD
2	SPECIAL REVENUE FUNDS	5,000.00	.00	.00	.00	5,000.00	.00
TOTAL	SPECIAL REVENUE FUNDS	5,000.00	.00	.00	.00	5,000.00	.00
TOTAL	SPECIAL REVENUE FUNDS	5,000.00	.00	.00	.00	5,000.00	.00
40937	JUSTICE CRT BLDG SECURITY	.00	2,920.91	.00	38,272.84	-38,272.84	.00
TOTAL	NON-DEPARTMENTAL	.00	2,920.91	.00	38,272.84	-38,272.84	.00
TOTAL	JUDICIAL	.00	2,920.91	.00	38,272.84	-38,272.84	.00
TOTAL	JUSTICE CRT BLDG SECURITY	5,000.00	2,920.91	.00	38,272.84	-33,272.84	7.65

11/04/19
ACCOUNTING PERIOD: 13/19

MONTGOMERY COUNTY, TEXAS
DEPT/DIV REVENUE SUMMARY

PAGE 31

SELECTION CRITERIA: ALL

FUND - 243 - JUSTICE CRT TECHNOLOGY

ACCOUNT	TITLE	BUDGET	PERIOD RECEIPTS	RECEIVABLES	YEAR TO DATE REVENUE	BALANCE	YTD/ BUD
2	SPECIAL REVENUE FUNDS	143,405.07	11,697.56	.00	152,998.81	-9,593.74	1.07
TOTAL	SPECIAL REVENUE FUNDS	143,405.07	11,697.56	.00	152,998.81	-9,593.74	1.07
TOTAL	SPECIAL REVENUE FUNDS	143,405.07	11,697.56	.00	152,998.81	-9,593.74	1.07
TOTAL	JUSTICE CRT TECHNOLOGY	143,405.07	11,697.56	.00	152,998.81	-9,593.74	1.07

11/04/19
ACCOUNTING PERIOD: 13/19

MONTGOMERY COUNTY, TEXAS
DEPT/DIV REVENUE SUMMARY

PAGE 32

SELECTION CRITERIA: ALL

FUND - 244 - JUVENILE CASE MANAGER

ACCOUNT	TITLE	BUDGET	PERIOD RECEIPTS	RECEIVABLES	YEAR TO DATE REVENUE	BALANCE	YTD/ BUD
45512	JP 1-JUVENILE CASE DIV	123,021.00	2,042.76	.00	28,005.25	95,015.75	.23
TOTAL	JUSTICE OF PEACE PCT 1	123,021.00	2,042.76	.00	28,005.25	95,015.75	.23
45612	JP 2-JUVENILE CASE DIV	53,293.00	2,379.49	.00	29,822.59	23,470.41	.56
TOTAL	JUSTICE OF PEACE PCT 2	53,293.00	2,379.49	.00	29,822.59	23,470.41	.56
45712	JP 3-JUVENILE CASE DIV	65,496.00	5,694.38	.00	79,853.70	-14,357.70	1.22
TOTAL	JUSTICE OF PEACE PCT 3	65,496.00	5,694.38	.00	79,853.70	-14,357.70	1.22
45812	JP 4-JUVENILE CASE DIV	63,971.00	2,572.47	.00	31,403.49	32,567.51	.49
TOTAL	JUSTICE OF PEACE PCT 4	63,971.00	2,572.47	.00	31,403.49	32,567.51	.49
TOTAL	JUDICIAL	305,781.00	12,689.10	.00	169,085.03	136,695.97	.55
TOTAL	JUVENILE CASE MANAGER	305,781.00	12,689.10	.00	169,085.03	136,695.97	.55

11/04/19
ACCOUNTING PERIOD: 13/19

MONTGOMERY COUNTY, TEXAS
DEPT/DIV REVENUE SUMMARY

PAGE 33

SELECTION CRITERIA: ALL

FUND - 246 - BOND SUPERVISION

ACCOUNT	TITLE	BUDGET	PERIOD RECEIPTS	RECEIVABLES	YEAR TO DATE REVENUE	BALANCE	YTD/ BUD
5728	BOND SUPERVISION	457,194.47	-55,255.83	.00	133,944.64	323,249.63	.29
TOTAL	ADULT PROBATION	457,194.47	-55,255.83	.00	133,944.64	323,249.63	.29
TOTAL	PUBLIC SAFETY	457,194.47	-55,255.83	.00	133,944.64	323,249.63	.29
TOTAL	BOND SUPERVISION	457,194.47	-55,255.83	.00	133,944.64	323,249.63	.29

11/04/19
ACCOUNTING PERIOD: 12/19

MONTGOMERY COUNTY, TEXAS
DEPT/DIV REVENUE SUMMARY

PAGE 34

SELECTION CRITERIA: ALL

FUND - 247 - BASIC SUPERVISION

ACCOUNT	TITLE	BUDGET	PERIOD RECEIPTS	RECEIVABLES	YEAR TO DATE REVENUE	BALANCE	YTD/ BUD
572222	AP - BASIC SUPERVIS FY19	.00	.00	.00	378,174.05	-378,174.05	.00
TOTAL	ADULT PROBATION	.00	.00	.00	378,174.05	-378,174.05	.00
TOTAL	PUBLIC SAFETY	.00	.00	.00	378,174.05	-378,174.05	.00
TOTAL	BASIC SUPERVISION	.00	.00	.00	378,174.05	-378,174.05	.00

SELECTION CRITERIA: ALL

FUND - 249 - MENTAL IMPAIRMENTS

ACCOUNT	TITLE	BUDGET	PERIOD RECEIPTS	RECEIVABLES	YEAR TO DATE REVENUE	BALANCE	YTD/ BUD
2	SPECIAL REVENUE FUNDS	.00	.00	.00	10,000.00	-10,000.00	.00
TOTAL	SPECIAL REVENUE FUNDS	.00	.00	.00	10,000.00	-10,000.00	.00
TOTAL	SPECIAL REVENUE FUNDS	.00	.00	.00	10,000.00	-10,000.00	.00
TOTAL	MENTAL IMPAIRMENTS	.00	.00	.00	10,000.00	-10,000.00	.00

11/04/19
ACCOUNTING PERIOD: 13/19

MONTGOMERY COUNTY, TEXAS
DEPT/DIV REVENUE SUMMARY

PAGE 36

SELECTION CRITERIA: ALL

FUND - 254 - CONTRACT ELECTION SERVICE

ACCOUNT	TITLE	BUDGET	PERIOD RECEIPTS	RECEIVABLES	YEAR TO DATE REVENUE	BALANCE	YTD/ BUD
49041	CONTRACT ELEC DIRECT PAID	.00	5,535.44	.00	1,211,973.27	-1,211,973.27	.00
TOTAL	ELECTIONS	.00	5,535.44	.00	1,211,973.27	-1,211,973.27	.00
TOTAL	ELECTIONS	.00	5,535.44	.00	1,211,973.27	-1,211,973.27	.00
TOTAL	CONTRACT ELECTION SERVICE	.00	5,535.44	.00	1,211,973.27	-1,211,973.27	.00

SELECTION CRITERIA: ALL
FUND - 256 - MOCO GRANTS

ACCOUNT	TITLE	BUDGET	PERIOD RECEIPTS	RECEIVABLES	YEAR TO DATE REVENUE	BALANCE	YTD/ BUD
40690	CDBG-DR 2016 FLOODS	8,919,523.20	.00	.00	.00	8,919,523.20	.00
TOTAL	DISASTER RECOVERY GRANTS	8,919,523.20	.00	.00	.00	8,919,523.20	.00
TOTAL	HEALTH AND WELFARE	8,919,523.20	.00	.00	.00	8,919,523.20	.00
40670101	UASI 17-COM PREP/REG PLAN	-107,649.91	.00	.00	73,876.89	-181,526.80	-.69
40670102	UASI 18-COM PREP & REG PL	392,767.00	63,824.98	.00	143,126.52	249,640.48	.36
TOTAL	COM PREP & REGIONAL PLAN	285,117.09	63,824.98	.00	217,003.41	68,113.68	.76
40670301	UASI 17-BOC/REG TECH SUST	-121,013.17	.00	.00	48,194.50	-169,207.67	-.40
40670302	UASI 18-BOC/REG TECH SUST	162,955.00	29,011.75	.00	129,503.99	33,451.01	.79
TOTAL	BOC/REG TECH SUSTAINMENT	41,941.83	29,011.75	.00	177,698.49	-135,756.66	4.24
40670401	UASI 17-M & A	-59,126.52	.00	.00	8,276.64	-67,403.16	-.14
40670402	UASI 18-M & A	92,172.29	7,157.71	.00	16,573.27	75,599.02	.18
TOTAL	M & A	33,045.77	7,157.71	.00	24,849.91	8,195.86	.75
40670501	UASI 17-BOC ENHANCEMENTS	-76.97	.00	.00	.00	-76.97	.00
40670502	UASI 18-BOC ENHANCEMENTS	150,685.00	.00	.00	1,806.32	148,878.68	.01
TOTAL	BOC ENHANCEMENTS	150,608.03	.00	.00	1,806.32	148,801.71	.01
40670601	UASI 17-1ST RESP FC SPEC	.00	2,304.52	.00	11,491.86	-11,491.86	.00
40670602	UASI 18-PR FC SPEC TEAM	333,000.00	.00	.00	.00	333,000.00	.00
TOTAL	1ST RESP FC SPEC TEAM SUS	333,000.00	2,304.52	.00	11,491.86	321,508.14	.03
40670701	UASI 17-1ST RESP LE SP RS	.00	.00	.00	2,253.98	-2,253.98	.00
40670702	UASI 18-PR LE SPEC RESPON	511,866.50	.00	.00	.00	511,866.50	.00
TOTAL	1ST RESP LE SPEC RESPONSE	511,866.50	.00	.00	2,253.98	509,612.52	.00
40670801	UASI 18- PUB SAFETY VIDEO	200,000.00	.00	.00	.00	200,000.00	.00
TOTAL	PUBLIC SAFETY VIDEO INIT	200,000.00	.00	.00	.00	200,000.00	.00
40670901	UASI 18-LE SWAT SUSTAIN	78,000.00	.00	.00	31,120.00	46,880.00	.40
TOTAL	LE SWAT SUSTAINMENT	78,000.00	.00	.00	31,120.00	46,880.00	.40
TOTAL	HSGP GRANTS	1,633,579.22	102,298.96	.00	466,223.97	1,167,355.25	.29
TOTAL	EMERGENCY MANAGEMENT	1,633,579.22	102,298.96	.00	466,223.97	1,167,355.25	.29
TOTAL	PUBLIC SAFETY	1,633,579.22	102,298.96	.00	466,223.97	1,167,355.25	.29
TOTAL	MOCO GRANTS	10,553,102.42	102,298.96	.00	466,223.97	10,086,878.45	.04

11/04/19
ACCOUNTING PERIOD: 13/19

MONTGOMERY COUNTY, TEXAS
DEPT/DIV REVENUE SUMMARY

PAGE 38

SELECTION CRITERIA: ALL

FUND - 261 - CC VITAL RECORDS PRES FND

ACCOUNT	TITLE	BUDGET	PERIOD RECEIPTS	RECEIVABLES	YEAR TO DATE REVENUE	BALANCE	YTD/ BUD
403261	VITAL RECORDS PRES	18,500.00	2,167.00	.00	28,708.00	-10,208.00	1.55
TOTAL	COUNTY CLERK	18,500.00	2,167.00	.00	28,708.00	-10,208.00	1.55
TOTAL	GENERAL ADMINISTRATION	18,500.00	2,167.00	.00	28,708.00	-10,208.00	1.55
TOTAL	CC VITAL RECORDS PRES FND	18,500.00	2,167.00	.00	28,708.00	-10,208.00	1.55

11/04/19
ACCOUNTING PERIOD: 13/19

MONTGOMERY COUNTY, TEXAS
DEPT/DIV REVENUE SUMMARY

PAGE 39

SELECTION CRITERIA: ALL

FUND - 34 - GASB 34 CONVERSION FUND

ACCOUNT	TITLE	BUDGET	PERIOD RECEIPTS	RECEIVABLES	YEAR TO DATE REVENUE	BALANCE	YTD/ BUD
0	CONVERSION-FULL ACCRUAL	.00	-151,416.37	.00	-481,361.21	481,361.21	.00
TOTAL	CONVERSION-FULL ACCRUAL	.00	-151,416.37	.00	-481,361.21	481,361.21	.00
TOTAL	CONVERSION-FULL ACCRUAL	.00	-151,416.37	.00	-481,361.21	481,361.21	.00
TOTAL	GASB 34 CONVERSION FUND	.00	-151,416.37	.00	-481,361.21	481,361.21	.00

11/04/19
ACCOUNTING PERIOD: 13/19

MONTGOMERY COUNTY, TEXAS
DEPT/DIV REVENUE SUMMARY

PAGE 40

SELECTION CRITERIA: ALL

FUND - 358 - MONTG CO DEBT SERVICE

ACCOUNT	TITLE	BUDGET	PERIOD RECEIPTS	RECEIVABLES	YEAR TO DATE REVENUE	BALANCE	YTD/ BUD
3	DEBT SERVICE FUNDS	64,591,844.95	43,288.94	.00	69,592,965.35	-5,001,120.40	1.08
TOTAL	DEBT SERVICE FUNDS	64,591,844.95	43,288.94	.00	69,592,965.35	-5,001,120.40	1.08
TOTAL	DEBT SERVICE FUNDS	64,591,844.95	43,288.94	.00	69,592,965.35	-5,001,120.40	1.08
6927	C/O 2010B BABS-\$23.395 M	396,436.00	.00	.00	399,417.58	-2,981.58	1.01
TOTAL	C/O 2010B BABS-\$23.395 M	396,436.00	.00	.00	399,417.58	-2,981.58	1.01
6944	ROAD BONDS, SERIES 2018B	3,700,164.75	.00	.00	3,700,164.75	.00	1.00
TOTAL	ROAD BONDS, SERIES 2018B	3,700,164.75	.00	.00	3,700,164.75	.00	1.00
TOTAL	DEBT SERVICE	4,096,600.75	.00	.00	4,099,582.33	-2,981.58	1.00
TOTAL	MONTG CO DEBT SERVICE	68,688,445.70	43,288.94	.00	73,692,547.68	-5,004,101.98	1.07

11/04/19
ACCOUNTING PERIOD: 13/19

MONTGOMERY COUNTY, TEXAS
DEPT/DIV REVENUE SUMMARY

PAGE 41

SELECTION CRITERIA: ALL

FUND - 40011 - C/P-REVENUE/TOLL BONDS 10

ACCOUNT	TITLE	BUDGET	PERIOD RECEIPTS	RECEIVABLES	YEAR TO DATE REVENUE	BALANCE	YTD/ BUD
4	CAPITAL PROJECTS FUNDS	.00	17,988.69	.00	113,665.32	-113,665.32	.00
TOTAL	CAPITAL PROJECTS FUNDS	.00	17,988.69	.00	113,665.32	-113,665.32	.00
TOTAL	CAPITAL PROJECTS FUNDS	.00	17,988.69	.00	113,665.32	-113,665.32	.00
TOTAL	C/P-REVENUE/TOLL BONDS 10	.00	17,988.69	.00	113,665.32	-113,665.32	.00

11/04/19
ACCOUNTING PERIOD: 13/19

MONTGOMERY COUNTY, TEXAS
DEPT/DIV REVENUE SUMMARY

PAGE 42

SELECTION CRITERIA: ALL

FUND - 40012 - C/P-CERT OBLIGN 2012

ACCOUNT	TITLE	BUDGET	PERIOD RECEIPTS	RECEIVABLES	YEAR TO DATE REVENUE	BALANCE	YTD/ BUD
4	CAPITAL PROJECTS FUNDS	.00	2,703.57	.00	53,332.94	-53,332.94	.00
TOTAL	CAPITAL PROJECTS FUNDS	.00	2,703.57	.00	53,332.94	-53,332.94	.00
TOTAL	CAPITAL PROJECTS FUNDS	.00	2,703.57	.00	53,332.94	-53,332.94	.00
TOTAL	C/P-CERT OBLIGN 2012	.00	2,703.57	.00	53,332.94	-53,332.94	.00

11/04/19
ACCOUNTING PERIOD: 13/19

MONTGOMERY COUNTY, TEXAS
DEPT/DIV REVENUE SUMMARY

PAGE 43

SELECTION CRITERIA: ALL

FUND - 40013 - C/P-C/O 2012A-\$15,880,000

ACCOUNT	TITLE	BUDGET	PERIOD RECEIPTS	RECEIVABLES	YEAR TO DATE REVENUE	BALANCE	YTD/ BUD
4	CAPITAL PROJECTS FUNDS	.00	387.16	.00	8,336.87	-8,336.87	.00
TOTAL	CAPITAL PROJECTS FUNDS	.00	387.16	.00	8,336.87	-8,336.87	.00
TOTAL	CAPITAL PROJECTS FUNDS	.00	387.16	.00	8,336.87	-8,336.87	.00
TOTAL	C/P-C/O 2012A-\$15,880,000	.00	387.16	.00	8,336.87	-8,336.87	.00

11/04/19
ACCOUNTING PERIOD: 13/19

MONTGOMERY COUNTY, TEXAS
DEPT/DIV REVENUE SUMMARY

PAGE 44

SELECTION CRITERIA: ALL

FUND - 40014 - C/P P-T TOLL PROJECTS

ACCOUNT	TITLE	BUDGET	PERIOD RECEIPTS	RECEIVABLES	YEAR TO DATE REVENUE	BALANCE	YTD/ BUD
4	CAPITAL PROJECTS FUNDS	.00	.00	.00	-1,223,281.06	1,223,281.06	.00
TOTAL	CAPITAL PROJECTS FUNDS	.00	.00	.00	-1,223,281.06	1,223,281.06	.00
TOTAL	CAPITAL PROJECTS FUNDS	.00	.00	.00	-1,223,281.06	1,223,281.06	.00
TOTAL	C/P P-T TOLL PROJECTS	.00	.00	.00	-1,223,281.06	1,223,281.06	.00

11/04/19
ACCOUNTING PERIOD: 13/19

MONTGOMERY COUNTY, TEXAS
DEPT/DIV REVENUE SUMMARY

PAGE 45

SELECTION CRITERIA: ALL

FUND - 40016 - C/P SHERIFF PROJECTS

ACCOUNT	TITLE	BUDGET	PERIOD RECEIPTS	RECEIVABLES	YEAR TO DATE REVENUE	BALANCE	YTD/ BUD
4	CAPITAL PROJECTS FUNDS	.00	-2,232.00	.00	36,204.00	-36,204.00	.00
TOTAL	CAPITAL PROJECTS FUNDS	.00	-2,232.00	.00	36,204.00	-36,204.00	.00
TOTAL	CAPITAL PROJECTS FUNDS	.00	-2,232.00	.00	36,204.00	-36,204.00	.00
TOTAL	C/P SHERIFF PROJECTS	.00	-2,232.00	.00	36,204.00	-36,204.00	.00

11/04/19
ACCOUNTING PERIOD: 13/19

MONTGOMERY COUNTY, TEXAS
DEPT/DIV REVENUE SUMMARY

PAGE 46

SELECTION CRITERIA: ALL

FUND - 40017 - LOCAL CAPITAL PROJECTS

ACCOUNT	TITLE	BUDGET	PERIOD RECEIPTS	RECEIVABLES	YEAR TO DATE REVENUE	BALANCE	YTD/ BUD
4996001	TAX OFFICE CIP	198,709.03	.00	.00	198,709.03	.00	1.00
TOTAL	CAPITAL PROJ-TAX OFFICE	198,709.03	.00	.00	198,709.03	.00	1.00
TOTAL	CAPITAL PROJECTS	198,709.03	.00	.00	198,709.03	.00	1.00
4	CAPITAL PROJECTS FUNDS	4,152,786.78	.00	.00	.00	4,152,786.78	.00
TOTAL	CAPITAL PROJECTS FUNDS	4,152,786.78	.00	.00	.00	4,152,786.78	.00
TOTAL	CAPITAL PROJECTS FUNDS	4,152,786.78	.00	.00	.00	4,152,786.78	.00
TOTAL	LOCAL CAPITAL PROJECTS	4,351,495.81	.00	.00	198,709.03	4,152,786.78	.05

11/04/19
ACCOUNTING PERIOD: 13/19

MONTGOMERY COUNTY, TEXAS
DEPT/DIV REVENUE SUMMARY

PAGE 47

SELECTION CRITERIA: ALL

FUND - 40018 - C/P ROAD BONDS 2016, \$60M

ACCOUNT	TITLE	BUDGET	PERIOD RECEIPTS	RECEIVABLES	YEAR TO DATE REVENUE	BALANCE	YTD/ BUD
4	CAPITAL PROJECTS FUNDS	.00	11,281.31	.00	260,650.51	-260,650.51	.00
TOTAL	CAPITAL PROJECTS FUNDS	.00	11,281.31	.00	260,650.51	-260,650.51	.00
TOTAL	CAPITAL PROJECTS FUNDS	.00	11,281.31	.00	260,650.51	-260,650.51	.00
TOTAL	C/P ROAD BONDS 2016, \$60M	.00	11,281.31	.00	260,650.51	-260,650.51	.00

11/04/19
ACCOUNTING PERIOD: 13/19

MONTGOMERY COUNTY, TEXAS
DEPT/DIV REVENUE SUMMARY

PAGE 48

SELECTION CRITERIA: ALL

FUND - 40019 - C/P ROAD BONDS 2016A

ACCOUNT	TIME	BUDGET	PERIOD RECEIPTS	RECEIVABLES	YEAR TO DATE REVENUE	BALANCE	YTD/ BUD
4	CAPITAL PROJECTS FUNDS	.00	51,685.15	.00	1,010,614.84	-1,010,614.84	.00
TOTAL	CAPITAL PROJECTS FUNDS	.00	51,685.15	.00	1,010,614.84	-1,010,614.84	.00
TOTAL	CAPITAL PROJECTS FUNDS	.00	51,685.15	.00	1,010,614.84	-1,010,614.84	.00
TOTAL	C/P ROAD BONDS 2016A	.00	51,685.15	.00	1,010,614.84	-1,010,614.84	.00

11/04/19
ACCOUNTING PERIOD: 13/19

MONTGOMERY COUNTY, TEXAS
DEPT/DIV REVENUE SUMMARY

PAGE 49

SELECTION CRITERIA: ALL

FUND - 40020 - C/P ROAD BONDS 2018

ACCOUNT	TITLE	BUDGET	PERIOD RECEIPTS	RECEIVABLES	YEAR TO DATE REVENUE	BALANCE	YTD/ BUD
4	CAPITAL PROJECTS FUNDS	.00	59,245.75	.00	998,105.24	-998,105.24	.00
TOTAL	CAPITAL PROJECTS FUNDS	.00	59,245.75	.00	998,105.24	-998,105.24	.00
TOTAL	CAPITAL PROJECTS FUNDS	.00	59,245.75	.00	998,105.24	-998,105.24	.00
TOTAL	C/P ROAD BONDS 2018	.00	59,245.75	.00	998,105.24	-998,105.24	.00

11/04/19
ACCOUNTING PERIOD: 13/19

MONTGOMERY COUNTY, TEXAS
DEPT/DIV REVENUE SUMMARY

PAGE 50

SELECTION CRITERIA: ALL

FUND - 40021 - C/P ROAD BONDS 2018B

ACCOUNT	TITLE	BUDGET	PERIOD RECEIPTS	RECEIVABLES	YEAR TO DATE REVENUE	BALANCE	YTD/ BUD
4	CAPITAL PROJECTS FUNDS	89,600,000.00	161,954.32	.00	91,483,500.36	-1,883,500.36	1.02
TOTAL	CAPITAL PROJECTS FUNDS	89,600,000.00	161,954.32	.00	91,483,500.36	-1,883,500.36	1.02
TOTAL	CAPITAL PROJECTS FUNDS	89,600,000.00	161,954.32	.00	91,483,500.36	-1,883,500.36	1.02
TOTAL	C/P ROAD BONDS 2018B	89,600,000.00	161,954.32	.00	91,483,500.36	-1,883,500.36	1.02

11/04/19
ACCOUNTING PERIOD: 13/19

MONTGOMERY COUNTY, TEXAS
DEPT/DIV REVENUE SUMMARY

PAGE 51

SELECTION CRITERIA: ALL

FUND - 500 - TOLL ROAD AUTHORITY

ACCOUNT	TITLE	BUDGET	PERIOD RECEIPTS	RECEIVABLES	YEAR TO DATE REVENUE	BALANCE	YTD/ BUD
50002	249 TOLL PROJECT	8,200,000.00	10,323.43	.00	8,256,176.47	-56,176.47	1.01
TOTAL	249 TOLL PROJECT	8,200,000.00	10,323.43	.00	8,256,176.47	-56,176.47	1.01
50003	242 TOLL PROJECT	222,073.06	.00	.00	1,046,876.08	-824,803.02	4.71
TOTAL	242 TOLL PROJECT	222,073.06	.00	.00	1,046,876.08	-824,803.02	4.71
TOTAL	PUBLIC TRANSPORTATION	8,422,073.06	10,323.43	.00	9,303,052.55	-880,979.49	1.10
TOTAL	TOLL ROAD AUTHORITY	8,422,073.06	10,323.43	.00	9,303,052.55	-880,979.49	1.10

11/04/19
ACCOUNTING PERIOD: 13/19

MONTGOMERY COUNTY, TEXAS
DEPT/DIV REVENUE SUMMARY

PAGE 52

SELECTION CRITERIA: ALL

FUND - 501 - MCTRA DEBT SERVICE FUND

ACCOUNT	TITLE	BUDGET	PERIOD RECEIPTS	RECEIVABLES	YEAR TO DATE REVENUE	BALANCE	YTD/ BUD
50101	SR LIEN REV BONDS 2018	.00	189.50	.00	2,357.46	-2,357.46	.00
TOTAL	SR LIEN REV BONDS 2018	.00	189.50	.00	2,357.46	-2,357.46	.00
TOTAL	DEBT SERVICE FUNDS	.00	189.50	.00	2,357.46	-2,357.46	.00
TOTAL	MCTRA DEBT SERVICE FUND	.00	189.50	.00	2,357.46	-2,357.46	.00

SELECTION CRITERIA: ALL

FUND - 670 - SELF INSURANCE MEDICAL FD

ACCOUNT	TITLE	BUDGET	PERIOD RECEIPTS	RECEIVABLES	YEAR TO DATE REVENUE	BALANCE	YTD/ BUD
4023	EMPLOYEE HEALTH	.00	234,186.19	.00	32,367,657.82	-32,367,657.82	.00
4024	RETIREE HEALTH	.00	30,394.00	.00	4,091,234.31	-4,091,234.31	.00
4025	OPTIONAL BENEFITS	.00	973.24	.00	1,632,361.47	-1,632,361.47	.00
4029	EMPLOYEE LIFE	.00	.00	.00	144,527.39	-144,527.39	.00
TOTAL	RISK MANAGEMENT	.00	265,553.43	.00	38,235,780.99	-38,235,780.99	.00
TOTAL	GENERAL ADMINISTRATION	.00	265,553.43	.00	38,235,780.99	-38,235,780.99	.00
TOTAL	SELF INSURANCE MEDICAL FD	.00	265,553.43	.00	38,235,780.99	-38,235,780.99	.00

11/04/19
ACCOUNTING PERIOD: 13/19

MONTGOMERY COUNTY, TEXAS
DEPT/DIV REVENUE SUMMARY

PAGE 54

SELECTION CRITERIA: ALL

FUND - 671 - SELF INSURANCE W/C FUND

ACCOUNT	TITLE	BUDGET	PERIOD RECEIPTS	RECEIVABLES	YEAR TO DATE REVENUE	BALANCE	YTD/ BUD
40210	RISK MGT-WORKERS COMP	.00	31,662.48	.00	1,434,691.25	-1,434,691.25	.00
TOTAL	RISK MANAGEMENT	.00	31,662.48	.00	1,434,691.25	-1,434,691.25	.00
TOTAL	GENERAL ADMINISTRATION	.00	31,662.48	.00	1,434,691.25	-1,434,691.25	.00
TOTAL	SELF INSURANCE W/C FUND	.00	31,662.48	.00	1,434,691.25	-1,434,691.25	.00

11/04/19
ACCOUNTING PERIOD: 13/19

MONTGOMERY COUNTY, TEXAS
DEPT/DIV REVENUE SUMMARY

PAGE 55

SELECTION CRITERIA: ALL

FUND - 672 - SELF INS ACCIDENT AND LIAB

ACCOUNT	TITLE	BUDGET	PERIOD RECEIPTS	RECEIVABLES	YEAR TO DATE REVENUE	BALANCE	YTD/ BUD
40220	RISK MGT-PROP/CASLTY/LIAB	26,967.00	25,777.81	.00	2,397,094.55	-2,370,127.55	88.89
TOTAL	RISK MANAGEMENT	26,967.00	25,777.81	.00	2,397,094.55	-2,370,127.55	88.89
TOTAL	GENERAL ADMINISTRATION	26,967.00	25,777.81	.00	2,397,094.55	-2,370,127.55	88.89
TOTAL	SELF INS ACCIDENT AND LIAB	26,967.00	25,777.81	.00	2,397,094.55	-2,370,127.55	88.89

11/04/19
ACCOUNTING PERIOD: 13/19

MONTGOMERY COUNTY, TEXAS
DEPT/DIV REVENUE SUMMARY

PAGE 56

SELECTION CRITERIA: ALL

FUND - 673 - WELLNESS CLINIC

ACCOUNT	TITLE	BUDGET	PERIOD RECEIPTS	RECEIVABLES	YEAR TO DATE REVENUE	BALANCE	YTD/ BUD
4026	WELLNESS CLINIC	.00	.00	.00	1,329,676.20	-1,329,676.20	.00
TOTAL	RISK MANAGEMENT	.00	.00	.00	1,329,676.20	-1,329,676.20	.00
TOTAL	GENERAL ADMINISTRATION	.00	.00	.00	1,329,676.20	-1,329,676.20	.00
TOTAL	WELLNESS CLINIC	.00	.00	.00	1,329,676.20	-1,329,676.20	.00
TOTAL REPORT		541,510,964.78	10,838,142.30	.00	577,033,632.54	-35,522,667.76	1.07

SELECTION CRITERIA: ALL

FUND - 110 - GENERAL FUND

ACCOUNT	TITLE	BUDGET	PERIOD EXPENDITURES	ENCUMBRANCES OUTSTANDING	YEAR TO DATE ENC + EXP	AVAILABLE BALANCE	YTD/ BUD
1	GENERAL FUND	5,485,668.15	.00	.00	8,879,403.10	-3,393,734.95	1.62
TOTAL	GENERAL FUND	5,485,668.15	.00	.00	8,879,403.10	-3,393,734.95	1.62
TOTAL	GENERAL FUND	5,485,668.15	.00	.00	8,879,403.10	-3,393,734.95	1.62
400	COUNTY JUDGE	578,707.08	10,756.81	3,220.54	566,629.06	12,078.02	.98
TOTAL	COUNTY JUDGE	578,707.08	10,756.81	3,220.54	566,629.06	12,078.02	.98
401	HUMAN RESOURCES	617,589.14	13,902.58	90.00	610,775.95	6,813.19	.99
TOTAL	HUMAN RESOURCES	617,589.14	13,902.58	90.00	610,775.95	6,813.19	.99
4011	CIVIL SERVICE	4,500.00	.00	.00	1,167.51	3,332.49	.26
TOTAL	CIVIL SERVICE	4,500.00	.00	.00	1,167.51	3,332.49	.26
402	RISK MANAGEMENT	892,474.37	22,706.57	31.94	850,692.31	41,782.06	.95
TOTAL	RISK MANAGEMENT	892,474.37	22,706.57	31.94	850,692.31	41,782.06	.95
403	COUNTY CLERK	2,413,290.93	47,684.11	2,660.00	2,336,494.28	76,796.65	.97
TOTAL	COUNTY CLERK	2,413,290.93	47,684.11	2,660.00	2,336,494.28	76,796.65	.97
404	COURT COLLECTIONS	472,709.40	17,081.06	3,473.29	437,548.86	35,160.54	.93
TOTAL	COURT COLLECTIONS	472,709.40	17,081.06	3,473.29	437,548.86	35,160.54	.93
405	VETERANS SERVICE	317,846.67	6,076.36	1.45	314,332.49	3,514.18	.99
TOTAL	VETERANS SERVICE	317,846.67	6,076.36	1.45	314,332.49	3,514.18	.99
407	PURCHASING AGENT	1,467,701.72	21,441.32	155.97	1,341,539.10	126,162.62	.91
TOTAL	PURCHASING AGENT	1,467,701.72	21,441.32	155.97	1,341,539.10	126,162.62	.91
409	NON-DEPARTMENTAL	8,952,208.82	1,992,867.00	316.00	8,081,920.44	870,288.38	.90
40911	EMPLOYEE BENEFITS	3,661,650.00	.00	.00	3,661,650.00	.00	1.00
TOTAL	NON-DEPARTMENTAL	12,613,858.82	1,992,867.00	316.00	11,743,570.44	870,288.38	.93
503	INFORMATION TECHNOLOGY	5,680,414.03	177,197.62	208,888.72	5,264,849.36	415,564.67	.93
50313	RENEWAL AND REPLACEMENT	1,700,014.56	292,076.98	291,572.81	1,691,893.82	8,120.74	1.00
50314	GTS	74,590.00	767.46	5,277.71	70,537.00	4,053.00	.95
50316	NET/OPS DATACENTER	239,809.70	.00	45,919.20	295,910.62	3,899.08	.99
50317	IT ADMIN	114,695.00	22,448.76	17,221.61	71,751.91	42,943.09	.63
50318	IT SECURITY	150,500.00	11,110.03	.00	148,191.64	2,308.36	.98
TOTAL	INFORMATION TECHNOLOGY	8,020,023.29	503,600.85	568,880.04	7,543,134.35	476,888.94	.94
601	PERMITS	502,964.00	8,666.11	.00	499,147.43	3,816.57	.99
TOTAL	PERMITS	502,964.00	8,666.11	.00	499,147.43	3,816.57	.99
TOTAL	GENERAL ADMINISTRATION	27,901,665.42	2,644,782.77	578,829.23	26,245,031.78	1,656,633.64	.94
495	COUNTY AUDITOR	2,058,118.37	38,565.14	510.89	1,960,798.73	97,319.64	.95
TOTAL	COUNTY AUDITOR	2,058,118.37	38,565.14	510.89	1,960,798.73	97,319.64	.95
496	BUDGET OFFICE	304,642.52	5,557.39	27.99	287,908.68	16,733.84	.95

11/04/19
ACCOUNTING PERIOD: 13/19

MONTGOMERY COUNTY, TEXAS
DEPT/DIV EXPENDITURE SUMMARY

PAGE 2

SELECTION CRITERIA: ALL

FUND - 110 - GENERAL FUND

ACCOUNT	TITLE	BUDGET	PERIOD EXPENDITURES	ENCUMBRANCES OUTSTANDING	YEAR TO DATE ENC + EXP	AVAILABLE BALANCE	YTD/ BUD
TOTAL	BUDGET OFFICE	304,642.52	5,557.39	27.99	287,908.68	16,733.84	.95
497	COUNTY TREASURER	689,102.04	14,308.50	-1.99	681,954.11	7,147.93	.99
TOTAL	COUNTY TREASURER	689,102.04	14,308.50	-1.99	681,954.11	7,147.93	.99
499	TAX ASSESSOR/COLLECTOR	4,906,147.53	84,436.94	9,833.98	4,613,772.27	292,375.26	.94
4991	TAX A/C-VEH INV TAX	11,693.00	1,240.00	.00	6,351.19	5,341.81	.54
4992	TAX A/C-RENDITION PENALTY	6,740.00	.00	.00	6,101.34	638.66	.91
4995	TAX A/C-ECONOMIC DEVELOP.	2,511,035.00	301,834.00	.00	2,123,159.31	387,875.69	.85
TOTAL	TAX ASSESSOR/COLLECTOR	7,435,615.53	387,510.94	9,833.98	6,749,384.11	686,231.42	.91
50311	FINANCIAL TECHNOLOGY	3,373,265.55	48,750.00	842,355.72	3,372,078.30	1,187.25	1.00
TOTAL	FINANCIAL TECHNOLOGY	3,373,265.55	48,750.00	842,355.72	3,372,078.30	1,187.25	1.00
TOTAL	FINANCIAL ADMINISTRATION	13,860,744.01	494,691.97	852,726.59	13,052,123.93	808,620.08	.94
665	EXTENSION AGENTS	740,917.34	18,249.78	3.13	706,381.97	34,535.37	.95
TOTAL	EXTENSION AGENTS	740,917.34	18,249.78	3.13	706,381.97	34,535.37	.95
TOTAL	CONSERVATION	740,917.34	18,249.78	3.13	706,381.97	34,535.37	.95
50315	IT LIBRARY	351,140.00	.00	31,576.55	349,474.57	1,665.43	1.00
TOTAL	INFORMATION TECHNOLOGY	351,140.00	.00	31,576.55	349,474.57	1,665.43	1.00
6511	MEMORIAL LIBRARY	9,637,736.64	229,420.72	27,053.78	9,408,910.48	228,826.16	.98
TOTAL	MEMORIAL LIBRARY	9,637,736.64	229,420.72	27,053.78	9,408,910.48	228,826.16	.98
661	HISTORICAL COMMISSION	205,000.00	.00	.00	198,220.00	6,780.00	.97
TOTAL	HISTORICAL COMMISSION	205,000.00	.00	.00	198,220.00	6,780.00	.97
6611	HIST COMM DONATIONS	16,874.35	1,280.00	.00	4,280.00	12,594.35	.25
TOTAL	HIST COMM DONATIONS	16,874.35	1,280.00	.00	4,280.00	12,594.35	.25
TOTAL	CULTURE AND RECREATION	10,210,750.99	230,700.72	58,630.33	9,960,885.05	249,865.94	.98
4901	ELECTIONS ADMINISTRATOR	1,448,372.74	55,455.55	6,088.28	1,350,918.21	97,454.53	.93
4902	VOTER REGISTRATION	20,892.17	.00	.00	29,696.67	-8,804.50	1.42
TOTAL	ELECTIONS	1,469,264.91	55,455.55	6,088.28	1,380,614.88	88,650.03	.94
TOTAL	ELECTIONS	1,469,264.91	55,455.55	6,088.28	1,380,614.88	88,650.03	.94
509	BIDG CUSTODIAL SERVICES	3,331,541.74	110,135.41	5,851.46	3,181,723.57	149,818.17	.96
TOTAL	BIDG CUSTODIAL SERVICES	3,331,541.74	110,135.41	5,851.46	3,181,723.57	149,818.17	.96
510	BIDG MAINT/CONSTRUCTION	6,140,577.99	179,099.92	42,804.58	5,920,179.90	220,398.09	.96
TOTAL	BIDG MAINT/CONSTRUCTION	6,140,577.99	179,099.92	42,804.58	5,920,179.90	220,398.09	.96
5121	JAIL	66,869,164.79	2,606,114.90	4,710,706.10	66,709,800.66	159,364.13	1.00
TOTAL	JAIL	66,869,164.79	2,606,114.90	4,710,706.10	66,709,800.66	159,364.13	1.00

RUN DATE 11/04/19 TIME 08:11:32

- LIVE DATA BASE/COUNTY AUD

11/04/19
ACCOUNTING PERIOD: 13/19

MONTGOMERY COUNTY, TEXAS
DEPT/DIV EXPENDITURE SUMMARY

SELECTION CRITERIA: ALL

FUND - 110 - GENERAL FUND

ACCOUNT	TITLE	BUDGET	PERIOD EXPENDITURES	ENCUMBRANCES OUTSTANDING	YEAR TO DATE ENC + EXP	AVAILABLE BALANCE	YTD/ BUD
513	CONVENTION CENTER COMPLEX	1,281,705.99	70,355.67	44.52	1,238,172.11	43,533.88	.97
TOTAL	CONVENTION CENTER COMPLEX	1,281,705.99	70,355.67	44.52	1,238,172.11	43,533.88	.97
5131	FAIRGROUNDS	75,000.00	.00	.00	55,571.00	19,429.00	.74
TOTAL	FAIRGROUNDS	75,000.00	.00	.00	55,571.00	19,429.00	.74
TOTAL	FACILITIES	77,697,990.51	2,965,705.90	4,759,406.66	77,105,447.24	592,543.27	.99
630	MEDICAL HEALTH	90,000.00	.00	.00	90,000.00	.00	1.00
6303	FORENSIC SERVICES	2,077,490.57	65,579.64	15,747.87	1,877,710.41	199,780.16	.90
630313	FORENSICS DEPT ACER GRANT	40,110.50	375.00	.00	16,463.30	23,647.20	.41
TOTAL	MEDICAL HEALTH	2,207,601.07	65,954.64	15,747.87	1,984,173.71	223,427.36	.90
631	MENTAL HEALTH	261,525.00	.00	.00	214,278.00	47,247.00	.82
TOTAL	MENTAL HEALTH	261,525.00	.00	.00	214,278.00	47,247.00	.82
632	ENVIRONMENTAL HEALTH	2,202,754.27	54,215.17	1,850.62	2,134,633.43	68,120.84	.97
TOTAL	ENVIRONMENTAL HEALTH	2,202,754.27	54,215.17	1,850.62	2,134,633.43	68,120.84	.97
633	ANIMAL CONTROL	1,193,020.86	18,693.75	86.97	982,680.76	210,340.10	.82
TOTAL	ANIMAL CONTROL	1,193,020.86	18,693.75	86.97	982,680.76	210,340.10	.82
6331	ANIMAL SHELTER	3,953,700.05	117,527.13	5,757.48	3,764,534.52	189,165.53	.95
63311	ANIMAL SHELTER DONATIONS	145,944.32	22,591.66	.00	39,640.65	106,303.67	.27
63314	ANIMAL SHELTER-PETCO HH2	127,163.00	.00	.00	127,163.00	.00	1.00
63315	ANIMAL SHELTER-PETCO 2018	89,418.52	.00	.60	86,079.84	3,338.68	.96
63316	ANIMAL SHELTER-2017MM	1,386.94	.00	.00	1,386.94	.00	1.00
63317	PET RETENTION GRANT	20,000.00	.00	.00	1,120.36	18,879.64	.06
TOTAL	ANIMAL SHELTER	4,337,612.83	140,118.79	5,758.08	4,019,925.31	317,687.52	.93
640	CHILD WELFARE	132,099.54	4,621.18	518.35	75,193.57	56,905.97	.57
64011	CONCRETE SERVICES	3,128.00	.00	.00	.00	3,128.00	.00
64012	CONCRETE SERVICES 19-24	6,500.00	.00	.00	.00	6,500.00	.00
TOTAL	CHILD WELFARE	141,727.54	4,621.18	518.35	75,193.57	66,533.97	.53
641	WELFARE CONTRACT SERVICES	1,194,217.00	.00	.00	1,059,373.00	134,844.00	.89
TOTAL	WELFARE CONTRACT SERVICES	1,194,217.00	.00	.00	1,059,373.00	134,844.00	.89
64201	MCCD-COUNTY APPROPRIATION	950.00	.00	.00	417.35	532.65	.44
TOTAL	MCCD-COUNTY APPROPRIATION	950.00	.00	.00	417.35	532.65	.44
TOTAL	HEALTH AND WELFARE	11,539,408.57	283,603.53	23,961.89	10,470,675.13	1,068,733.44	.91
426	COUNTY COURT AT LAW #1	513,372.00	10,289.41	510.22	508,143.47	5,228.53	.99
TOTAL	COUNTY COURT AT LAW #1	513,372.00	10,289.41	510.22	508,143.47	5,228.53	.99
427	COUNTY COURT AT LAW #2	908,379.00	18,548.88	1,274.91	891,831.13	16,547.87	.98
TOTAL	COUNTY COURT AT LAW #2	908,379.00	18,548.88	1,274.91	891,831.13	16,547.87	.98
429	COUNTY COURT AT LAW #3	809,476.80	16,417.45	333.80	798,862.64	10,614.16	.99

SELECTION CRITERIA: ALL

FUND - 110 - GENERAL FUND

ACCOUNT	TITLE	BUDGET	PERIOD EXPENDITURES	ENCUMBRANCES OUTSTANDING	YEAR TO DATE ENC + EXP	AVAILABLE BALANCE	YTD/ BUD
TOTAL	COUNTY COURT AT LAW #3	809,476.80	16,417.45	333.80	798,862.64	10,614.16	.99
430	COUNTY COURT AT LAW #4	526,069.77	9,643.34	1,615.32	520,587.86	5,481.91	.99
TOTAL	COUNTY COURT AT LAW #4	526,069.77	9,643.34	1,615.32	520,587.86	5,481.91	.99
431	COUNTY COURT AT LAW #5	511,268.00	11,760.37	6.98	498,332.03	12,935.97	.97
TOTAL	COUNTY COURT AT LAW #5	511,268.00	11,760.37	6.98	498,332.03	12,935.97	.97
4351	DISTRICT ATTORNEY	11,367,262.62	248,460.73	928.36	11,310,024.58	57,238.04	.99
435111	DA NO REFUSAL GRANT	196,654.87	8,033.99	.00	195,942.73	712.14	1.00
435151	DA VICTIM COORD FY18	82,987.21	5,368.13	.00	82,987.21	.00	1.00
43516	DA LAW ENFORCEMENT	.00	.00	.00	.00	.00	.00
435170	DA DVI FY18	.00	.00	.00	.00	.00	.00
435172	DA DVI FY19	95,204.96	471.57	.00	95,204.96	-60.95	1.00
435172	DA DVI FY20	79,768.03	2,366.69	.00	8,423.50	71,344.53	.11
435180	SMART PROSECUTION INITV	365,229.00	14,740.92	.00	174,247.62	190,981.38	.48
4354	D. A. STATE FUNDS	33,800.16	551.31	.00	27,193.23	6,606.93	.80
TOTAL	DISTRICT ATTORNEY	12,220,906.85	279,993.34	10,528.36	11,894,084.78	326,822.07	.97
43921	359TH-VTC/TVC 18-19	73,415.67	.00	.00	72,027.52	1,388.15	.98
43922	VETERANS TMMT CT 19-20	200,000.00	6,035.16	.00	34,863.92	165,136.08	.17
TOTAL	359TH DISTRICT COURT	273,415.67	6,035.16	.00	106,891.44	166,524.23	.39
450	DISTRICT CLERK	3,624,932.40	66,380.54	.03	3,526,192.28	98,740.12	.97
TOTAL	DISTRICT CLERK	3,624,932.40	66,380.54	.03	3,526,192.28	98,740.12	.97
4502	DIST CLERK-AG PYMT PROCES	5,040.22	.00	.00	5,040.22	.00	1.00
TOTAL	DIST CLERK-AG PYMT PROCES	5,040.22	.00	.00	5,040.22	.00	1.00
455	JUSTICE OF PEACE PCT 1	1,006,349.64	25,924.99	.00	965,625.18	40,724.46	.96
TOTAL	JUSTICE OF PEACE PCT 1	1,006,349.64	25,924.99	.00	965,625.18	40,724.46	.96
456	JUSTICE OF PEACE PCT 2	674,132.45	10,576.85	.00	638,086.97	36,045.48	.95
TOTAL	JUSTICE OF PEACE PCT 2	674,132.45	10,576.85	.00	638,086.97	36,045.48	.95
457	JUSTICE OF PEACE PCT 3	1,170,514.21	23,453.39	6,816.15	1,154,124.00	16,390.21	.99
4571	JP NO 3-TICID CONTRACT	56,932.20	1,049.64	.00	56,965.67	-33.47	1.00
TOTAL	JUSTICE OF PEACE PCT 3	1,227,446.41	24,503.03	6,816.15	1,211,089.67	16,356.74	.99
458	JUSTICE OF PEACE PCT 4	1,058,765.00	33,079.96	374.33	1,030,835.10	27,929.90	.97
TOTAL	JUSTICE OF PEACE PCT 4	1,058,765.00	33,079.96	374.33	1,030,835.10	27,929.90	.97
459	JUSTICE OF PEACE PCT 5	610,168.00	11,785.46	223.17	599,077.05	11,090.95	.98
TOTAL	JUSTICE OF PEACE PCT 5	610,168.00	11,785.46	223.17	599,077.05	11,090.95	.98
50312	JUDICIAL TECHNOLOGY	887,883.64	15,178.68	217,010.10	886,547.15	1,336.49	1.00
TOTAL	INFORMATION TECHNOLOGY	887,883.64	15,178.68	217,010.10	886,547.15	1,336.49	1.00
TOTAL	JUDICIAL	24,857,605.85	540,117.46	238,693.31	24,081,226.97	776,378.88	.97

SELECTION CRITERIA: ALL

FUND - 110 - GENERAL FUND

ACCOUNT	TITLE	BUDGET	PERIOD EXPENDITURES	ENCUMBRANCES OUTSTANDING	YEAR TO DATE ENC + EXP	AVAILABLE BALANCE	YTD/ BUD
4751	COUNTY ATTORNEY	3,488,123.01	55,296.32	545.45	2,815,586.37	672,536.64	.81
47512	TITLE IV-E LEGAL SVCS	.00	11,735.34	.00	606,303.86	-606,303.86	.00
TOTAL	COUNTY ATTORNEY	3,488,123.01	67,031.66	545.45	3,421,890.23	66,232.78	.98
4754	CO ATTORNEY STATE FUNDS	70,000.00	397.20	.00	68,261.58	1,738.42	.98
TOTAL	COUNTY ATTORNEY	3,558,123.01	67,428.86	545.45	3,490,151.81	67,971.20	.98
4771	ALTERNATE DISPUTE RESIN	190,500.00	34,015.45	.00	188,463.45	2,036.55	.99
TOTAL	ALTERNATE DISPUTE RESIN	190,500.00	34,015.45	.00	188,463.45	2,036.55	.99
TOTAL	LEGAL SERVICES	3,748,623.01	101,444.31	545.45	3,678,615.26	70,007.75	.98
406	EMERGENCY MANAGEMENT	732,190.09	18,137.47	1,206.61	552,083.85	180,106.24	.75
TOTAL	EMERGENCY MANAGEMENT	732,190.09	18,137.47	1,206.61	552,083.85	180,106.24	.75
4066190	HSGP-REG TEAM SUSTAINMENT	196,703.65	.00	.00	196,703.65	.00	1.00
TOTAL	HSGP-REG TEAM SUSTAINMENT	196,703.65	.00	.00	196,703.65	.00	1.00
4066194	HSGP-BOC SUSTAINMENT	159,089.50	.00	.00	159,089.50	.00	1.00
TOTAL	HSGP-BOC SUSTAINMENT	159,089.50	.00	.00	159,089.50	.00	1.00
4066195	HSGP-PUBLIC SAFETY VIDEO	706,242.68	.00	.00	706,242.68	.00	1.00
TOTAL	HSGP-PUBLIC SAFETY VIDEO	706,242.68	.00	.00	706,242.68	.00	1.00
50310	LAW ENF TECHNOLOGY	3,163,270.67	.00	327,689.00	861,958.85	2,301,311.82	.27
TOTAL	INFORMATION TECHNOLOGY	3,163,270.67	.00	327,689.00	861,958.85	2,301,311.82	.27
5433	FIRE MARSHAL - INVESTIGAT	1,097,524.80	18,474.92	59,717.13	1,007,066.50	90,458.30	.92
5434	FIRE MARSHAL - INSPECTION	928,907.37	23,108.29	46,849.56	898,118.79	30,788.58	.97
TOTAL	FIRE MARSHAL	2,026,432.17	41,583.21	106,566.69	1,905,185.29	121,246.88	.94
5511	CONSTABLE PCT 1	4,322,358.05	115,614.75	388,095.45	4,281,912.17	40,445.88	.99
55112	CONSTABLE 1-SUBA SUB UNIT	270,406.00	10,656.32	.00	274,451.36	-4,045.36	1.01
55113	CONSTABLE 1-WISD SUB UNIT	585,476.00	11,924.97	.00	584,787.42	688.58	1.00
551131	CONST 1-WISD TRUANCY SUBU	105,300.00	2,159.33	.00	105,284.49	15.51	1.00
55115	CONST PCT 1 SALE/COMM	54,047.79	.00	.00	13,609.43	40,438.36	.25
TOTAL	CONSTABLE PCT 1	5,337,587.84	140,355.37	388,095.45	5,260,044.87	77,542.97	.99
55116	CONST1-ICE-BRAND SEC INVS	1,798.80	.00	.00	.00	1,798.80	.00
551161	CONST1-DEA-TACT DIVERS TF	21,997.83	.00	.00	20,723.62	1,274.21	.94
551170	NRA TRAINING GRANT - FY19	3,220.50	.00	3,220.50	3,220.50	.00	1.00
TOTAL	CONSTABLE PCT 1	27,017.13	.00	3,220.50	23,944.12	3,073.01	.89
5521	CONSTABLE PCT 2	2,569,043.29	113,579.88	38,664.77	2,489,137.20	79,906.09	.97
55215	CONST PCT 2 SALE/COMM	46,951.25	184.46	1,186.62	17,109.05	29,842.20	.36
TOTAL	CONSTABLE PCT 2	2,615,994.54	113,764.34	39,851.39	2,506,246.25	109,748.29	.96
5531	CONSTABLE PCT 3	4,434,690.71	97,690.98	347,480.40	4,271,826.21	162,864.50	.96
55312	CONSTABLE 3-RMUD SUB UNIT	715,343.08	15,334.70	.00	676,891.30	38,451.78	.95

RUN DATE 11/04/19 TIME 08:11:32

- LIVE DATA BASE/COUNTY AUD

SELECTION CRITERIA: ALL

FUND - 110 - GENERAL FUND

ACCOUNT	TITLE	BUDGET	PERIOD EXPENDITURES	ENCUMBRANCES OUTSTANDING	YEAR TO DATE ENC + EXP	AVAILABLE BALANCE	YTD/ BUD
55313	CON 3-TWNSH-INTERMT CRIME	92,642.83	1,974.38	.00	92,889.01	-246.18	1.00
553132	CONST 3 - ELEC DET K9	707.14	.00	.00	.00	707.14	.00
55314	CONSTABLE 3/MOD 94 UNIT	267,825.00	5,934.38	37.00	257,914.06	9,910.94	.96
55315	CONST PCT 3 SALE/COMM	25,233.57	.00	.00	584.04	24,649.53	.02
55316	CONSTABLE 3-SAFE HARBOR	184,610.00	3,939.38	.00	182,948.50	1,661.50	.99
55317	TRAFFIC MGT SPEED TRAILER	9,977.00	.00	.00	9,977.00	.00	1.00
55318	CONSTABLE 3-SPRING CRK UD	442,435.53	12,144.45	.00	426,511.49	15,924.04	.96
55319	CONSTABLE 3 - STEP IDM	12,588.72	-100.88	.00	12,366.41	222.31	.98
TOTAL	CONSTABLE PCT 3	6,186,053.58	136,917.39	347,517.40	5,931,908.02	254,145.56	.96
553135	CONST3-NRA GRANT FY18	.50	.00	.00	.00	.50	.00
553136	NRA TRAINING GRANT - FY19	3,670.80	.00	.00	.00	3,670.80	.00
TOTAL	CONSTABLE PCT 3	3,671.30	.00	.00	.00	3,671.30	.00
5541	CONSTABLE PCT 4	4,590,474.44	104,644.43	163,735.24	4,502,635.18	87,839.26	.98
55411	CONST 4-RIVERWALK POA	73,958.00	1,860.17	.00	72,170.79	1,787.21	.98
55415	CONST PCT 4 SALE/COMM	47,370.53	3,615.80	110.24	37,808.97	9,561.56	.80
55416	CONST PCT 4 MOCOMET	3,598.20	.00	.00	3,554.69	43.51	.99
TOTAL	CONSTABLE PCT 4	4,715,401.17	110,120.40	163,845.48	4,616,169.63	99,231.54	.98
554125	EMCID BODY CAMERAS FY18	4,800.00	.00	.00	4,800.00	.00	1.00
554126	EMCID-EMR RSP BQP	50,370.68	.00	1,570.00	50,370.68	.00	1.00
55418	CONST4-STEP IDM	12,491.40	.00	.00	11,297.53	1,193.87	.90
554190	NRA TRAINING GRANT - FY19	2,978.00	.00	.00	2,978.00	.00	1.00
TOTAL	CONSTABLE PCT 4	70,640.08	.00	1,570.00	69,446.21	1,193.87	.98
5551	CONSTABLE PCT 5	3,127,256.06	64,300.12	134,172.05	3,104,217.83	23,038.23	.99
55512	CONST 5-MAG ISD SUB UNIT	1,311,766.86	23,331.42	44,532.00	1,261,606.38	50,160.48	.96
55513	CONST 5-OPERATIONS DEPUTY	123,297.62	2,006.20	.00	106,112.51	17,185.11	.86
55515	CONST PCT 5 SALE/COMM	41,300.88	.00	.00	8,114.26	33,186.62	.20
TOTAL	CONSTABLE PCT 5	4,603,621.42	89,637.74	178,704.05	4,480,050.98	123,570.44	.97
55517	CONST 5 - AED GRANT	28,513.92	.00	28,513.92	28,513.92	.00	1.00
55518	STEP COMPREHENSIVE	15,099.05	6.68	.00	13,657.57	1,441.48	.90
55519	STEP IDM	12,570.02	.00	.00	4,931.02	7,639.00	.39
TOTAL	CONSTABLE PCT 5	56,182.99	6.68	28,513.92	47,102.51	9,080.48	.84
5601	SHERIFF	2,662,200.56	65,194.22	41,522.61	2,647,395.39	14,805.17	.99
56010	SHERIFF-ADMIN SERVICES	1,782,124.62	51,670.20	2,283.57	1,759,057.68	23,066.94	.99
560101	SHERIFF-IT MAINT SERVICES	.00	.00	.00	.00	.01	.00
560102	SHERIFF-FIN/IT SUPPORT	1,238,543.79	66,566.44	47,503.39	1,228,633.60	9,904.19	.99
56011	SHERIFF-RECORDS/REPORTING	244,521.62	14,228.04	-756.70	664,131.00	-1,609.38	1.01
560120	SHERIFF-PATROL EAST	669,084.90	225,976.12	8,766.99	9,828,214.78	-31,563.89	1.00
5601212	SHERIFF-PATROL WEST	6,274,854.97	133,042.31	10,822.33	6,240,300.20	34,554.77	.99
5601214	SHERIFF-PATROL SOUTH	1,650,360.74	31,923.08	.00	1,559,684.92	90,675.82	.95
5601222	SHERIFF/STEP IDM (DWI)	12,686.68	4.02	.00	8,382.91	4,303.77	.66
5601224	STEP COMPREHENSIVE	143,161.57	70.19	.00	131,690.82	11,470.75	.92
56014050	AUTOTHEFT YR 24	7,272.97	.00	.00	.00	7,272.97	.00

SELECTION CRITERIA: ALL

FUND - 110 - GENERAL FUND

ACCOUNT	TITLE	BUDGET	PERIOD EXPENDITURES	ENCUMBRANCES OUTSTANDING	YEAR TO DATE ENC + EXP	AVAILABLE BALANCE	YTD/ BUD
TOTAL	SHERIFF/AUTO THEFT/YR24	7,272.97	.00	.00	.00	7,272.97	.00
56014060	AUTO THEFT YR 25	362,293.66	29,032.84	.00	338,434.27	23,859.39	.93
56014061	AUTO THEFT YR 25-GRIMES	65,086.83	.00	.00	64,104.66	982.17	.98
56014062	AUTO THEFT YR 25-WALKER	78,276.95	.00	.00	76,246.47	2,030.48	.97
56014063	AUTO THEFT YR 25-TXDOT MAT	36,437.48	.00	.00	36,437.48	.00	1.00
56014064	AUTO THEFT YR 25-NICB MATCH	34,682.07	.00	.00	34,682.07	.00	1.00
TOTAL	SHERIFF/AUTO THEFT/YR25	576,776.99	29,032.84	.00	549,904.95	26,872.04	.95
56014070	AUTO THEFT YR 26	243,579.05	6,506.72	534.81	27,530.28	216,048.77	.11
56014071	AUTO THEFT YR 26-GRIMES	73,305.00	.00	.00	.00	73,305.00	.00
56014072	AUTO THEFT YR 26-WALKER	84,461.00	.00	.00	.00	84,461.00	.00
56014073	AUTO THEFT YR26-TXDOT MATCH	39,750.00	.00	.00	.00	39,750.00	.00
56014074	AUTO THEFT YR26-NICB MATCH	40,532.00	.00	.00	.00	40,532.00	.00
TOTAL	SHERIFF/AUTO THEFT/YR 26	481,627.05	6,506.72	534.81	27,530.28	454,096.77	.06
56015	SHERIFF-ORGANIZED CRIME	1,783,635.33	40,584.70	3,405.00	1,764,048.86	19,586.47	.99
560150	SHERIFF/HOMELAND SECURITY	5,161,927.79	179,111.99	246,385.76	4,787,579.83	374,347.96	.93
5601503	NRA TRAINING GRANT - FY19	3,710.00	.00	.00	3,710.00	.00	1.00
5601513	US MARSHALS-JLEO	100,732.80	4,717.92	.00	100,665.39	67.41	1.00
5601521	SO-ICR-HOMELAND SEC INVEST	21,585.60	.00	.00	21,537.74	47.86	1.00
5601529	SO-K9 DIVISION	3,598.00	.00	.00	2,392.35	1,205.65	.66
5601530	SO-OCDETF-BLUE LIGHT SPEC	3,597.60	.00	.00	1,317.81	2,279.79	.37
5601531	SO-OCDETF-NATL GANG SI	71,952.00	.00	.00	53,848.79	18,103.21	.75
5601532	SO-OCDETF-WIRED FOR SOUND	8,394.40	2,297.75	.00	7,061.01	1,333.39	.84
5601561	SHERIFF/AFIS FY17	2.00	.00	.00	.00	2.00	.00
5601591	SO/HBD-HTRA TASK FRC YR1	57,471.17	1,070.87	.00	56,306.31	1,164.86	.98
5601592	SO/HST HUMAN TRAFFICKING	2,399.00	.00	.00	2,106.87	292.13	.88
56016	SHERIFF-DISPATCH	3,180,107.27	55,676.15	.00	2,977,373.27	202,734.00	.94
560161	SHERIFF/9-1-1 SERVICES	1,323,040.00	22,122.66	.00	1,224,745.33	98,294.67	.93
560163	SHERIFF/MFG CTY RADIO SYS	1,531,483.16	128,225.27	9,716.69	1,463,406.78	68,076.38	.96
5601635	S/O DISPATCH UPGRADES	72,723.68	.00	.00	64,606.68	8,117.00	.89
56017	S/O-HOMICIDE/VIOLENT CRM	3,047,695.96	78,684.33	.00	3,063,001.66	-15,305.70	1.01
560171	SHERIFF/VEHICLE MAINT	7,371,486.72	477,743.72	1,764,446.67	6,883,201.44	488,285.28	.93
5601711	SHERIFF-FACILITY MAINT	2,254,505.37	90,482.94	261,555.72	2,220,865.07	33,640.30	.99
5601712	SHERIFF - JAG FY17	48,443.00	.00	.00	48,443.00	.00	1.00
56017121	FY18 JAG - BODY CAMERAS	50,567.85	.00	.00	50,567.85	.00	1.00
56017122	FY19 JAG - LPR SYSTEMS	45,215.60	.00	.00	.00	45,215.60	.00
5601730	SHERIFF/MOCONE	10,194.00	.00	.00	10,178.90	15.10	1.00
5601741	SHERIFF/HIDTA MOCONE	.00	.00	.00	.00	.00	.00
56018	SHERIFF/ACADEMY	3,631,412.54	87,322.26	32,723.99	3,039,234.99	592,177.55	.84
56019	SHERIFF/CRIME LAB	1,904,937.31	43,171.31	12,196.00	1,850,217.31	54,720.00	.97
56022	WALDEN SUB-UNIT	156,739.78	2,645.12	.00	150,790.81	5,948.97	.96
56023	TOWN CENTER SUB-UNIT	10,543,281.81	185,493.55	672,733.09	10,206,198.64	337,083.17	.97
560231	SHERIFF/WESTWOOD MARG ID	92,086.40	1,805.89	.00	90,389.03	1,697.37	.98
56024	SOUTH MONT CNTY MUD	408,350.29	6,696.66	.00	304,945.70	103,404.59	.75
56025	SHERIFF MUD 113	662,332.00	14,417.01	581.35	505,320.67	157,011.33	.76
56027	SOUTH MONT CNTY MUD	308,334.75	4,949.71	.00	222,052.12	86,282.63	.72
56080101	MDS	42,582.45	1,826.00	.00	29,787.63	12,794.77	.70
56080102	MOCONE	127,002.45	11,906.54	9,348.23	120,570.31	6,432.14	.95

SELECTION CRITERIA: ALL

FUND - 110 - GENERAL FUND

ACCOUNT	TITLE	BUDGET	PERIOD EXPENDITURES	ENCUMBRANCES OUTSTANDING	YEAR TO DATE ENC + EXP	AVAILABLE BALANCE	YTD/ BUD
TOTAL	HIDTA YEAR 9	169,584.85	13,732.54	9,348.23	150,357.94	19,226.91	.89
56080201	MDS	40,656.01	.00	.00	.00	40,656.01	.00
56080202	MOCOMET	47,656.01	.00	.00	.00	47,656.01	.00
TOTAL	HIDTA YEAR 10	88,312.02	.00	.00	.00	88,312.02	.00
TOTAL	HIDTA	257,896.87	13,732.54	9,348.23	150,357.94	107,538.93	.58
TOTAL	SHERIFF	69,659,707.40	2,069,215.69	3,123,776.49	66,218,379.44	3,441,327.96	.95
5601614	SHERIFF - SAVNS	26,167.88	.00	.00	26,167.88	.00	1.00
TOTAL	SHERIFF	26,167.88	.00	.00	26,167.88	.00	1.00
5711	JUVENILE PROBATION-ADM	2,094,047.10	47,655.51	37,413.64	1,905,750.67	188,296.43	.91
57111	JUV PROBATION-DETENTION	3,652,306.86	66,161.65	1,738.18	3,477,884.07	174,422.79	.95
5711133	JUV PROBATION-NSLP 18-19	47,188.80	.00	.00	46,684.80	504.00	.99
5711134	JUV PROBATION-NSLP 19-20	22,503.93	2,937.60	.00	16,219.20	6,284.73	.72
571115	HGAC-JUV MH SERVICES FY19	18,500.00	.00	.00	18,500.00	.00	1.00
5711529	JUABP SUPPLEMENTAL-GRNT W	26,722.00	.00	.00	.00	26,722.00	.00
TOTAL	JUVENILE PROBATION	5,861,268.69	116,754.76	39,151.82	5,465,038.74	396,229.95	.93
572	ADULT PROBATION	9,200.00	.00	.00	7,591.57	1,608.43	.83
5721	ADULT PROBATION	21,123.00	134.18	52.36	20,077.60	1,045.40	.95
57211	ADULT PROB/BOND SUPERVISI	640,900.00	.00	.00	31,825.44	609,074.56	.05
57221	ADULT PROBATION SUPERVISI	5,332,017.30	8,550.00	.00	1,860,272.33	3,471,744.97	.35
57251	ADULT PROB/COMANTY CORRC	1,152,284.61	.00	.00	384,916.42	767,368.19	.33
57271	ADULT PROB/MENTAL IMPAIR	205,217.19	.00	.00	78,461.17	126,756.02	.38
57273	MENTAL HEALTH COURT SERV	349,786.43	1,746.44	.00	335,230.17	14,556.26	.96
57281	IN-HOUSE COUNSELOR	97,250.46	.00	.00	31,128.88	66,121.58	.32
57291	PRE-TRIAL DIVERSION	201,567.75	.00	.00	67,795.69	133,772.06	.34
TOTAL	ADULT PROBATION	8,009,346.74	10,430.62	52.36	2,817,299.27	5,192,047.47	.35
573	DEPT PUBLIC SAFETY	119,718.00	2,209.61	.00	119,409.14	308.86	1.00
TOTAL	DEPT PUBLIC SAFETY	119,718.00	2,209.61	.00	119,409.14	308.86	1.00
TOTAL	PUBLIC SAFETY	114,276,307.52	2,849,133.28	4,749,761.16	101,962,470.88	12,313,836.64	.89
6291	AIRPORT MAINTENANCE	773,420.46	41,393.61	654.00	747,068.50	26,351.96	.97
629141	CUSTOMS OPERATIONS	210,109.92	33,661.53	801.75	195,890.38	14,219.54	.93
TOTAL	CUSTOMS	210,109.92	33,661.53	801.75	195,890.38	14,219.54	.93
62915	AIRPORT RESC/FIREFLIGHTING	9,400.00	.00	1,193.50	5,789.04	3,610.96	.62
TOTAL	AIRPORT	992,930.38	75,055.14	2,649.25	948,747.92	44,182.46	.96
TOTAL	PUBLIC TRANSPORTATION	992,930.38	75,055.14	2,649.25	948,747.92	44,182.46	.96
695	CONTINGENCY	784,414.21	.00	.00	.00	784,414.21	.00
TOTAL	CONTINGENCY	784,414.21	.00	.00	.00	784,414.21	.00

11/04/19
ACCOUNTING PERIOD: 13/19

MONTGOMERY COUNTY, TEXAS
DEPT/DIV EXPENDITURE SUMMARY

PAGE 9

SELECTION CRITERIA: ALL

FUND - 110 - GENERAL FUND

ACCOUNT	TITLE	BUDGET	PERIOD EXPENDITURES	ENCUMBRANCES OUTSTANDING	YEAR TO DATE ENC + EXP	AVAILABLE BALANCE	YTD/ BUD
TOTAL	MISCELLANEOUS	784,414.21	.00	.00	.00	784,414.21	.00
TOTAL	GENERAL FUND	293,566,290.87	10,258,940.41	11,271,295.28	278,471,624.11	15,094,666.76	.95

11/04/19
ACCOUNTING PERIOD: 13/19

MONTGOMERY COUNTY, TEXAS
DEPT/DIV EXPENDITURE SUMMARY

PAGE 10

SELECTION CRITERIA: ALL

FUND - 211 - ATTY ADMINISTRATION

ACCOUNT	TITLE	BUDGET	PERIOD EXPENDITURES	ENCUMBRANCES OUTSTANDING	YEAR TO DATE ENC + EXP	AVAILABLE BALANCE	YTD/ BUD
4352	D A HOT CHECKS	625.00	.00	.00	.00	625.00	.00
TOTAL	DISTRICT ATTORNEY	625.00	.00	.00	.00	625.00	.00
4752	CTY ATTY WORTHLESS CHECKS	41,350.00	595.83	.00	31,707.06	9,642.94	.77
TOTAL	COUNTY ATTORNEY	41,350.00	595.83	.00	31,707.06	9,642.94	.77
TOTAL	GENERAL ADMINISTRATION	41,975.00	595.83	.00	31,707.06	10,267.94	.76
TOTAL	ATTY ADMINISTRATION	41,975.00	595.83	.00	31,707.06	10,267.94	.76

11/04/19
ACCOUNTING PERIOD: 13/19

MONTGOMERY COUNTY, TEXAS
DEPT/DIV EXPENDITURE SUMMARY

PAGE 11

SELECTION CRITERIA: ALL

FUND - 212 - FORFEITURES

ACCOUNT	TITLE	BUDGET	PERIOD EXPENDITURES	ENCUMBRANCES OUTSTANDING	YEAR TO DATE ENC + EXP	AVAILABLE BALANCE	YTD/ BUD
4353	D A FORFEITURES	849,528.27	11,701.72	18.00	604,212.21	245,316.06	.71
TOTAL	DISTRICT ATTORNEY	849,528.27	11,701.72	18.00	604,212.21	245,316.06	.71
5513	CONSTABLE #1-FORFEITURES	2,000.00	.00	.00	812.00	1,188.00	.41
TOTAL	CONSTABLE PCT 1	2,000.00	.00	.00	812.00	1,188.00	.41
5522	CNSTBL 2 STATE FORFEITURE	6,600.00	.00	.00	4,129.98	2,470.02	.63
TOTAL	CONSTABLE PCT 2	6,600.00	.00	.00	4,129.98	2,470.02	.63
5532	CNSTBL # 3 FORFEITURES	13,000.00	.00	.00	2,339.91	10,660.09	.18
TOTAL	CONSTABLE PCT 3	13,000.00	.00	.00	2,339.91	10,660.09	.18
5542	CNSTBL # 4 FORFEITURES	55,000.00	.00	.00	28,618.71	26,381.29	.52
TOTAL	CONSTABLE PCT 4	55,000.00	.00	.00	28,618.71	26,381.29	.52
5552	CONSTABLE PCT 5-FORFEITUR	103,713.00	.00	.00	83,813.19	19,899.81	.81
TOTAL	CONSTABLE PCT 5	103,713.00	.00	.00	83,813.19	19,899.81	.81
5604	SHERIFF FORFEITURES	473,115.48	8,070.50	.00	242,132.05	230,983.43	.51
5604731	SHER MOCONET FORFEITURES	550,000.00	.00	.00	506,801.21	43,198.79	.92
5606	SHERIFF FED FORF	650,000.00	15,461.00	25,205.39	195,001.24	454,998.76	.30
TOTAL	SHERIFF	1,673,115.48	23,531.50	25,205.39	943,934.50	729,180.98	.56
TOTAL	PUBLIC SAFETY	2,702,956.75	35,233.22	25,223.39	1,667,860.50	1,035,096.25	.62
TOTAL	FORFEITURES	2,702,956.75	35,233.22	25,223.39	1,667,860.50	1,035,096.25	.62

11/04/19
ACCOUNTING PERIOD: 13/19

MONTGOMERY COUNTY, TEXAS
DEPT/DIV EXPENDITURE SUMMARY

PAGE 12

SELECTION CRITERIA: ALL

FUND - 214 - FEMA DISASTER GRANTS

ACCOUNT	TITLE	BUDGET	PERIOD EXPENDITURES	ENCUMBRANCES OUTSTANDING	YEAR TO DATE ENC + EXP	AVAILABLE BALANCE	YTD/ BUD
40680	FY16 FLOOD MITIG ASSIST	8,776,842.80	.00	396,301.11	432,363.00	8,344,479.80	.05
TOTAL	MITIGATION PROJECTS	8,776,842.80	.00	396,301.11	432,363.00	8,344,479.80	.05
TOTAL	EMERGENCY MANAGEMENT	8,776,842.80	.00	396,301.11	432,363.00	8,344,479.80	.05
64922	CAT-C-ROAD & BRIDGE PW	8,320.15	.00	.00	.00	8,320.15	.00
TOTAL	FEMA-DR-4269-TX	8,320.15	.00	.00	.00	8,320.15	.00
64950	HMGF ADMINISTRATION	75,000.00	.00	.00	64,581.66	10,418.34	.86
TOTAL	HARVEY MITIGATION PROJECT	75,000.00	.00	.00	64,581.66	10,418.34	.86
TOTAL	FLOOD MITIGATION PROGRAMS	83,320.15	.00	.00	64,581.66	18,738.49	.78
TOTAL	HEALTH AND WELFARE	8,860,162.95	.00	396,301.11	496,944.66	8,363,218.29	.06
TOTAL	FEMA DISASTER GRANTS	8,860,162.95	.00	396,301.11	496,944.66	8,363,218.29	.06

SELECTION CRITERIA: ALL

FUND - 215 - JURY

ACCOUNT	TITLE	BUDGET	PERIOD EXPENDITURES	ENCUMBRANCES OUTSTANDING	YEAR TO DATE ENC + EXP	AVAILABLE BALANCE	YTD/ BUD
2	SPECIAL REVENUE FUNDS	70,734.03	.00	.00	.00	70,734.03	.00
TOTAL	SPECIAL REVENUE FUNDS	70,734.03	.00	.00	.00	70,734.03	.00
434	9TH DISTRICT COURT	350,526.00	6,833.11	.00	337,920.68	12,605.32	.96
TOTAL	9TH DISTRICT COURT	350,526.00	6,833.11	.00	337,920.68	12,605.32	.96
436	410th DISTRICT COURT	477,703.73	9,575.98	.00	470,597.39	7,106.34	.99
TOTAL	410th DISTRICT COURT	477,703.73	9,575.98	.00	470,597.39	7,106.34	.99
437	221ST DISTRICT COURT	348,274.00	7,264.88	77.58	341,546.95	6,727.05	.98
TOTAL	221ST DISTRICT COURT	348,274.00	7,264.88	77.58	341,546.95	6,727.05	.98
438	284TH DISTRICT COURT	615,521.19	14,530.92	.00	607,583.57	7,937.62	.99
4381	284TH D C-2ND REGION CONT	110,859.00	2,221.08	.00	108,099.94	2,759.06	.98
TOTAL	284TH DISTRICT COURT	726,380.19	16,752.00	.00	715,683.51	10,696.68	.99
439	359TH DISTRICT COURT	398,020.36	7,093.55	26.78	391,017.08	7,003.28	.98
TOTAL	359TH DISTRICT COURT	398,020.36	7,093.55	26.78	391,017.08	7,003.28	.98
441	418TH DISTRICT COURT	630,473.57	13,371.51	.00	604,141.09	26,332.48	.96
TOTAL	418TH DISTRICT COURT	630,473.57	13,371.51	.00	604,141.09	26,332.48	.96
442	435TH DISTRICT COURT	364,508.00	8,719.91	249.27	348,026.62	16,481.38	.95
TOTAL	435TH DISTRICT COURT	364,508.00	8,719.91	249.27	348,026.62	16,481.38	.95
465	COURT OPERATIONS	8,158,986.42	-2,221.38	2,089.20	503,985.45	7,655,000.97	.06
465426	CRIM INDIGENT DEF CCL #1	.00	18,644.00	.00	370,320.18	-370,320.18	.00
4654261	CIVIL INDIG DEF CCL #1	.00	.00	.00	10,299.12	-10,299.12	.00
4654271	CIVIL INDIG DEF CCL #2	.00	87.50	.00	14,817.51	-14,817.51	.00
465429	CRIM INDIGENT DEF CCL #3	.00	-350.00	.00	9,038.79	-9,038.79	.00
4654291	CIVIL INDIG DEF CCL #3	.00	58.35	.00	448,998.66	-448,998.66	.00
465430	CRIM INDIGENT DEF CCL #4	.00	7,044.94	.00	679,894.97	-679,894.97	.00
4654301	CIVIL INDIG DEF CCL #4	.00	.00	.00	16,882.49	-16,882.49	.00
465431	CRIM INDIGENT DEF CCL #5	.00	23,085.77	.00	387,976.58	-387,976.58	.00
465434	CRIM INDIGENT DEF 9TH DC	.00	545.83	.00	1,056,960.25	-1,056,960.25	.00
4654341	CIVIL INDIG DEF 9TH DC	.00	.00	.00	3,350.00	-3,350.00	.00
4654361	CRIM INDIG DEF 410TH DC	.00	-207,578.55	.00	3,542.62	-3,542.62	.00
465437	CIVIL INDIG DEF 221ST DC	.00	50.00	.00	326,818.30	-326,818.30	.00
4654371	CIVIL INDIG DEF 221ST DC	.00	1,870.83	8,076.00	1,197,044.78	-1,197,044.78	.00
465438	CRIM INDIG DEF 284TH DC	.00	.00	.00	2,250.00	-2,250.00	.00
4654381	CIVIL INDIG DEF 284TH DC	.00	972.54	.00	5,403.62	-5,403.62	.00
465439	CRIM INDIG DEF 359TH DC	.00	.00	.00	5,597.50	-5,597.50	.00
4654391	CIVIL INDIG DEF 359TH DC	.00	33,010.72	2,692.00	1,159,947.47	-1,159,947.47	.00
465441	CRIM INDIG DEF 418TH DC	.00	.00	.00	3,662.00	-3,662.00	.00
4654411	CIVIL INDIG DEF 418TH DC	.00	1,283.33	.00	300.00	-300.00	.00
465442	CRIM INDIG DEF 435TH DC	.00	198,989.37	.00	549,495.07	-549,495.07	.00
					1,386,922.97	-1,386,922.97	.00

11/04/19
ACCOUNTING PERIOD: 13/19

MONTGOMERY COUNTY, TEXAS
DEPT/DIV EXPENDITURE SUMMARY

PAGE 14

SELECTION CRITERIA: ALL

FUND - 215 - JURY

ACCOUNT	TITLE	BUDGET	PERIOD EXPENDITURES	ENCUMBRANCES OUTSTANDING	YEAR TO DATE ENC + EXP	AVAILABLE BALANCE	YTD/ BUD
TOTAL	INDIGENT DEFENSE EXPENSE	.00	77,714.63	10,768.00	7,639,522.88	-7,639,522.88	.00
TOTAL	COURT OPERATIONS	8,158,986.42	75,493.25	12,857.20	8,143,508.33	15,478.09	1.00
46501	INDIGENT DEFENSE	215,253.29	4,503.79	.00	215,640.40	-387.11	1.00
TOTAL	INDIGENT DEFENSE	215,253.29	4,503.79	.00	215,640.40	-387.11	1.00
4652	DRUG COURT	666,594.00	30,005.94	260.00	660,902.88	5,691.12	.99
TOTAL	DRUG COURT	666,594.00	30,005.94	260.00	660,902.88	5,691.12	.99
46521	DRUG COURT-DWI COURT	309,593.00	16,760.79	13,717.45	302,742.58	6,850.42	.98
TOTAL	DRUG COURT-DWI COURT	309,593.00	16,760.79	13,717.45	302,742.58	6,850.42	.98
4659	OFFICE OF COURT ADMIN	436,754.07	9,209.40	.00	430,432.54	6,321.53	.99
TOTAL	OFFICE OF COURT ADMIN	436,754.07	9,209.40	.00	430,432.54	6,321.53	.99
TOTAL	JUDICIAL	13,083,066.63	205,584.11	27,188.28	12,962,160.05	120,906.58	.99
TOTAL	JURY	13,153,800.66	205,584.11	27,188.28	12,962,160.05	191,640.61	.99

11/04/19
ACCOUNTING PERIOD: 13/19

MONTGOMERY COUNTY, TEXAS
DEPT/DIV EXPENDITURE SUMMARY

PAGE 15

SELECTION CRITERIA: ALL

FUND - 216 - ROAD AND BRIDGE

ACCOUNT	TITLE	BUDGET	PERIOD EXPENDITURES	ENCUMBRANCES OUTSTANDING	YEAR TO DATE ENC + EXP	AVAILABLE BALANCE	YTD/ BUD
2	SPECIAL REVENUE FUNDS	814,423.27	.00	.00	.00	814,423.27	.00
TOTAL	SPECIAL REVENUE FUNDS	814,423.27	.00	.00	.00	814,423.27	.00
TOTAL	SPECIAL REVENUE FUNDS	814,423.27	.00	.00	.00	814,423.27	.00
6122	RECYCLE STATION-PCT 1	317,472.31	8,479.59	382.00	291,251.40	26,220.91	.92
TOTAL	COMMISSIONER PCT 1	317,472.31	8,479.59	382.00	291,251.40	26,220.91	.92
6142	RECYCLE STATION-PCT 3	893,938.99	50,254.87	95.75	880,163.22	13,775.77	.98
TOTAL	COMMISSIONER PCT 3	893,938.99	50,254.87	95.75	880,163.22	13,775.77	.98
TOTAL	CONSERVATION	1,211,411.30	58,734.46	477.75	1,171,414.62	39,596.68	.97
61380	MONT CO PCT2 PARKS	277,327.14	1,808.61	.00	201,402.02	75,925.12	.73
TOTAL	PCT 2 FACILITIES	277,327.14	1,808.61	.00	201,402.02	75,925.12	.73
TOTAL	COMMISSIONER PCT 2	277,327.14	1,808.61	.00	201,402.02	75,925.12	.73
61480	SOUTH COUNTY COMM CENTER	282,282.75	4,072.63	.01	181,918.98	100,363.77	.64
61481	ROBINSON RD COMM CENTER	5,000.00	30.00	.00	360.00	4,640.00	.07
61482	OKLAHOMA COMM CENTER	5,000.00	30.00	.00	2,045.55	2,954.45	.41
61485	SPRING CREEK GREENWAY N.C	1,081,384.32	12,276.24	9,070.16	441,041.24	640,343.08	.41
5533	GREENWAY SECURITY	.00	2,612.17	.00	60,124.48	-60,124.48	.00
TOTAL	SPRING CREEK GREENWAY N.C	1,081,384.32	14,888.41	9,070.16	501,165.72	580,218.60	.46
TOTAL	PCT 3 PARKS AND COMM CEN	1,373,667.07	19,021.04	9,070.15	685,490.25	688,176.82	.50
TOTAL	COMMISSIONER PCT 3	1,373,667.07	19,021.04	9,070.15	685,490.25	688,176.82	.50
61580	EAST MC SENIOR CENTER	25,725.00	638.45	.00	12,276.07	13,448.93	.48
61582	MONT CO PCT 4 PARKS	171,430.56	3,386.50	250.00	152,447.32	18,983.24	.89
TOTAL	PCT 4 PARKS AND COMM CENT	197,155.56	4,024.95	250.00	164,723.39	32,432.17	.84
TOTAL	COMMISSIONER PCT 4	197,155.56	4,024.95	250.00	164,723.39	32,432.17	.84
TOTAL	FACILITIES	1,848,149.77	24,854.60	9,320.15	1,051,615.66	796,534.11	.57
61432	VECTOR CONTROL GRANT	237,955.00	.00	7,365.00	165,570.20	72,384.80	.70
TOTAL	COMMISSIONER PCT 3	237,955.00	.00	7,365.00	165,570.20	72,384.80	.70
TOTAL	HEALTH AND WELFARE	237,955.00	.00	7,365.00	165,570.20	72,384.80	.70
600	COUNTY ENGINEER	1,920,464.99	35,082.47	.00	1,846,251.78	74,213.21	.96
TOTAL	COUNTY ENGINEER	1,920,464.99	35,082.47	.00	1,846,251.78	74,213.21	.96
612	COMMISSIONER PCT 1	11,041,896.86	191,205.48	366,240.26	8,936,226.35	2,105,670.51	.81
61202	COMMR PCT 1-TXDOT REIMB	2,892.08	.00	.00	.00	2,892.08	.00
6121	COMMR PCT 1 - LAKE PARK	377,076.00	14,299.71	.00	286,633.80	90,442.20	.76
TOTAL	COMMISSIONER PCT 1	11,421,864.94	205,505.19	366,240.26	9,222,860.15	2,199,004.79	.81

RUN DATE 11/04/19 TIME 08:11:33

- LIVE DATA BASE/COUNTY AUD

11/04/19
ACCOUNTING PERIOD: 13/19

MONTGOMERY COUNTY, TEXAS
DEPT/DIV EXPENDITURE SUMMARY

PAGE 16

SELECTION CRITERIA: ALL

FUND - 216 - ROAD AND BRIDGE

ACCOUNT	TITLE	BUDGET	PERIOD EXPENDITURES	ENCUMBRANCES OUTSTANDING	YEAR TO DATE ENC + EXP	AVAILABLE BALANCE	YTD/ BUD
6120	COMMER PCT 1-SUSPENSE	60,911.87	.00	.00	.00	60,911.87	.00
TOTAL	COMMER PCT 1-SUSPENSE	60,911.87	.00	.00	.00	60,911.87	.00
613	COMMISSIONER PCT 2	9,789,399.80	307,281.70	479,116.21	8,855,756.80	933,643.00	.90
61302	COMMER PCT 2-TXDOT REIMB	22,254.58	.00	.00	.00	22,254.58	.00
TOTAL	COMMISSIONER PCT 2	9,811,654.38	307,281.70	479,116.21	8,855,756.80	955,897.58	.90
6130	COMMER PCT 2-SUSPENSE	571,262.74	.00	.00	.00	571,262.74	.00
TOTAL	COMMER PCT 2-SUSPENSE	571,262.74	.00	.00	.00	571,262.74	.00
61301	COMMER PCT 2-SUBA PROJECT	2,482.00	.00	.00	1,450.00	1,032.00	.58
TOTAL	COMMER PCT 2-SUBA PROJECT	2,482.00	.00	.00	1,450.00	1,032.00	.58
614	COMMISSIONER PCT 3	10,478,975.03	235,523.45	557,026.39	5,314,374.07	5,164,600.96	.51
6147	TRAFFIC OPERATIONS	2,235,854.67	82,969.64	113,455.50	2,110,207.51	125,647.16	.94
TOTAL	COMMISSIONER PCT 3	12,714,829.70	318,493.09	670,481.89	7,424,581.58	5,290,248.12	.58
615	COMMISSIONER PCT 4	10,378,658.87	540,663.93	182,861.75	8,538,755.51	1,839,903.36	.82
61502	COMMER PCT 4-TXDOT REIMB	316.00	.00	.00	.00	316.00	.00
TOTAL	COMMISSIONER PCT 4	10,378,974.87	540,663.93	182,861.75	8,538,755.51	1,840,219.36	.82
6150	COMMER PCT 4-SUSPENSE	1,675,233.82	.00	.00	296,660.82	1,378,573.00	.18
TOTAL	COMMER PCT 4-SUSPENSE	1,675,233.82	.00	.00	296,660.82	1,378,573.00	.18
TOTAL	PUBLIC TRANSPORTATION	48,557,679.31	1,407,026.38	1,698,700.11	36,186,316.64	12,371,362.67	.75
TOTAL	ROAD AND BRIDGE	52,669,618.65	1,490,615.44	1,715,863.01	38,574,917.12	14,094,701.53	.73

11/04/19
ACCOUNTING PERIOD: 13/19

MONTGOMERY COUNTY, TEXAS
DEPT/DIV EXPENDITURE SUMMARY

PAGE 17

SELECTION CRITERIA: ALL

FUND - 217 - SHERIFF COMMISSARY

ACCOUNT	TITLE	BUDGET	PERIOD EXPENDITURES	ENCUMBRANCES OUTSTANDING	YEAR TO DATE ENC + EXP	AVAILABLE BALANCE	YTD/ BUD
5122	SHERIFF COMMISSARY	1,658,639.00	591,783.71	.00	1,476,917.24	181,721.76	.89
51221	SHERIFF COMMISSARY STAFF	231,514.52	3,542.20	.00	97,041.63	134,472.89	.42
TOTAL	JAIL	1,890,153.52	595,325.91	.00	1,573,958.87	316,194.65	.83
TOTAL	PUBLIC SAFETY	1,890,153.52	595,325.91	.00	1,573,958.87	316,194.65	.83
TOTAL	SHERIFF COMMISSARY	1,890,153.52	595,325.91	.00	1,573,958.87	316,194.65	.83

11/04/19

ACCOUNTING PERIOD: 13/19

SELECTION CRITERIA: ALL

FUND - 218 - MEMORIAL LIBRARY - SPECIA

MONTGOMERY COUNTY, TEXAS
DEPT/DIV EXPENDITURE SUMMARY

PAGE 18

ACCOUNT	TITLE	BUDGET	PERIOD EXPENDITURES	ENCUMBRANCES OUTSTANDING	YEAR TO DATE ENC + EXP	AVAILABLE BALANCE	YTD/ BUD
65117	MEMORIAL GIFT GENERAL	222,419.23	69,161.11	1,102.86	173,508.28	48,910.95	.78
65118	GENERALOGY GIFT/RONALD JAC	40,115.85	.00	.00	16,362.93	23,752.92	.41
TOTAL	MEMORIAL LIBRARY	262,535.08	69,161.11	1,102.86	189,871.21	72,663.87	.72
TOTAL	CULTURE AND RECREATION	262,535.08	69,161.11	1,102.86	189,871.21	72,663.87	.72
TOTAL	MEMORIAL LIBRARY - SPECIA	262,535.08	69,161.11	1,102.86	189,871.21	72,663.87	.72

11/04/19
ACCOUNTING PERIOD: 13/19

MONTGOMERY COUNTY, TEXAS
DEPT/DIV EXPENDITURE SUMMARY

PAGE 19

SELECTION CRITERIA: ALL

FUND - 219 - COMMUNITY DEVELOPMENT

ACCOUNT	TITLE	BUDGET	PERIOD EXPENDITURES	ENCUMBRANCES OUTSTANDING	YEAR TO DATE ENC + EXP	AVAILABLE BALANCE	YTD/ BUD
615320	ALIEN DALE PROJECT	1,486,593.00	.00	.00	612.00	1,485,981.00	.00
615321	RIVER OAKS PROJECT	1,307,618.00	.00	.00	.00	1,307,618.00	.00
615322	CONTINGENCY PROJECT	253,593.00	.00	.00	.00	253,593.00	.00
TOTAL	16 FLOODS/CDBG DR INFRAST	3,047,804.00	.00	.00	612.00	3,047,192.00	.00
TOTAL	COMMISSIONER PCT 4	3,047,804.00	.00	.00	612.00	3,047,192.00	.00
642022	CDBG YR 20 HOUSING REHAB	281,136.17	.00	.00	42,528.05	238,608.12	.15
642025	CDBG YR 20 MCYS	1,990,500.00	.00	.00	1,927,915.80	62,584.20	.97
TOTAL	CDBG - YEAR 20	2,271,636.17	.00	.00	1,970,443.85	301,192.32	.87
642030	CDBG YR 21 ADMIN	527,559.50	12,191.44	.00	483,910.98	43,648.52	.92
642031	CDBG YR 21 SOCIAL SERVICE	389,697.00	44,441.92	.00	382,769.76	6,927.24	.98
642032	CDBG YR 21 BLDG LS/PURCH	385,977.08	.00	.00	385,977.08	.00	1.00
642034	CDBG YR21 SALIAS PK EXPAN	1,000,000.00	.00	.00	.00	1,000,000.00	.00
642035	CDBG YR21 HABITAT HSG RHD	100,000.00	.00	.00	.00	100,000.00	.00
642036	CDBG YR21 MAG COMM CTR BK	75,000.00	.00	.00	70,000.00	5,000.00	.93
642037	CDBG YR21 E MAG COMM CTR	68,000.00	.00	.00	.00	68,000.00	.00
642038	CDBG YR21 HSTING RHAB MCDD	59,713.92	.00	.00	.00	59,713.92	.00
TOTAL	CDBG YEAR 21	2,605,947.50	56,633.36	.00	1,322,657.82	1,283,289.68	.51
642612	WILLIS BLDG-PROG INC	32,405.86	.00	.00	32,405.86	.00	1.00
6426121	LONESTAR BLDG-PROG INC	26,729.42	.00	.00	26,729.42	.00	1.00
642613	MAGNOLIA BLDG-PROG INC	9,503.92	.00	.00	9,503.92	.00	1.00
6426132	MAGNOLIA CLINIC-PROG INC	16,998.88	.00	.00	16,998.88	.00	1.00
642615	SPLENDORA BLDG-PROG INC	39,208.03	.00	.00	39,208.03	.00	1.00
64295	CDBG/\$1,956,872 - YEAR 15	3,529.85	.00	.00	.00	3,529.85	.00
64296	CDBG/\$2,118,292 - YEAR 16	10,450.44	.00	.00	10,251.61	198.83	.98
642974	CDBG YR 17 HOUSING DEMO.	8,973.98	.00	.00	8,933.40	40.58	1.00
642975	CDBG YR 17 HOUSING REHAB	14,436.54	.00	.00	14,436.54	.00	1.00
642977	CDBG YR 17 HC DAY CENTER	38,882.54	.00	.00	.00	38,882.54	.00
TOTAL	CDBG/\$2,244,177 - YEAR 17	62,293.06	.00	.00	23,369.94	38,923.12	.38
6429801	CDBG YR 18-MCYS	398,750.00	.00	.00	398,750.00	.00	1.00
642986	CDBG YR 18 HOUSING DEMO	84,318.86	526.86	.00	36,122.14	48,196.72	.43
642988	CDBG YR 18 HOUSING REHAB	66,056.00	.00	.00	65,074.30	981.70	.99
642989	CDBG YR 18 HOMELESS EMPOW	10,149.96	.00	.00	4,987.00	5,162.96	.49
TOTAL	CDBG/\$2,172,630 - YEAR 18	559,274.82	526.86	.00	504,933.44	54,341.38	.90
642992	CDBG YR 19 DEMOLITION	50,000.00	.00	.00	.00	50,000.00	.00
642993	CDBG YR 19 HOUSING REHAB	104,176.08	.00	.00	2,000.00	84,435.55	.19
642996	CDBG YR 19 NEW DANVILLE	154,545.00	500.00	.00	154,360.00	185.00	1.00
TOTAL	CDBG/\$2,301,631 - YEAR 19	308,721.08	500.00	.00	174,100.53	134,620.55	.56
6440400	HESG YR 5 - ADMIN	27.57	.00	.00	.00	27.57	.00
TOTAL	HESG/\$172,087 - YEAR 4	27.57	.00	.00	.00	27.57	.00
TOTAL	CDBG/\$1,7MIL-YEAR 1	5,946,726.60	57,660.22	.00	2,420,823.52	1,816,123.30	.69
643924	HOME YR 12 DOWN PMT ASST	106,531.44	.00	.00	103,012.21	3,519.23	.97

RUN DATE 11/04/19 TIME 08:11:33

- LIVE DATA BASE/COUNTY AUD

11/04/19
ACCOUNTING PERIOD: 13/19

MONTGOMERY COUNTY, TEXAS
DEPT/DIV EXPENDITURE SUMMARY

PAGE 20

SELECTION CRITERIA: ALL

FUND - 219 - COMMUNITY DEVELOPMENT

ACCOUNT	TITLE	BUDGET	PERIOD EXPENDITURES	ENCUMBRANCES OUTSTANDING	YEAR TO DATE ENC + EXP	AVAILABLE BALANCE	YTD/ EUD
TOTAL	HOME/\$465,806 - YEAR 12	106,531.44	.00	.00	103,012.21	3,519.23	.97
643931	HOME YR 13 TRANSI HSG	331,562.75	.00	.00	.00	331,562.75	.00
TOTAL	HOME/\$442,085 - YEAR 13	331,562.75	.00	.00	.00	331,562.75	.00
643941	HOME YR 14 ANGEL REACH	353,223.75	.00	.00	.00	353,223.75	.00
643942	HOME YR 14 CHDO	.45	.00	.00	.00	.45	.00
TOTAL	HOME 470,965 YEAR 14	353,224.20	.00	.00	.00	353,224.20	.00
643951	HOME YR 15 - ANGEL REACH	353,223.75	.00	.00	.00	353,223.75	.00
643952	HOME YR 15 - CHDO	5,314.51	.00	.00	2,368.99	2,945.52	.45
TOTAL	HOME YEAR 15	358,538.26	.00	.00	2,368.99	356,169.27	.01
643960	HOME YR16 ADMIN	68,862.00	113.70	.00	65,005.49	3,856.51	.94
643961	HOME YR16 CHDO	150,000.00	.00	.00	127,363.14	22,636.86	.85
643962	HOME YR16 EASTER SEALS	281,875.00	17,135.00	.00	66,714.16	215,160.84	.24
643963	HOME YR16 CAPITAL CONTING	189,765.00	.00	.00	.00	189,765.00	.00
TOTAL	HOME YEAR 16	690,502.00	17,248.70	13,450.00	259,082.79	431,419.21	.38
TOTAL	HOME PROGRAM/\$750K-YR 1	1,840,358.65	17,248.70	13,450.00	364,463.99	1,475,894.66	.20
6436	HOME PROGRAM/\$520,649-YR7	120,000.00	.00	.00	.00	120,000.00	.00
TOTAL	HOME PROGRAM/\$520,649-YR7	120,000.00	.00	.00	.00	120,000.00	.00
6440500	ESG YR 6 ADMIN	28.32	.00	.00	.00	28.32	.00
6440501	ESG YR 6 SOCIAL SERVICES	577.42	.00	.00	.00	577.42	.00
TOTAL	ESG/\$190,017 - YEAR 5	605.74	.00	.00	.00	605.74	.00
6440600	ESG YR 7 ADMIN	3.95	.00	.00	.00	3.95	.00
TOTAL	ESG / \$195,580 - YEAR 6	3.95	.00	.00	.00	3.95	.00
644070	ESG YR 7 ADMIN	.30	.00	.00	.00	.30	.00
TOTAL	ESG YEAR 7	.30	.00	.00	.00	.30	.00
644080	ESG YR8 ADMIN	8,249.00	.00	.00	8,198.64	50.36	.99
644081	ESG YR8 SOCIAL SERVICES	211,748.00	12,413.69	.00	197,624.00	14,124.00	.93
TOTAL	ESG YEAR 8	219,997.00	12,413.69	.00	205,822.64	14,174.36	.94
TOTAL	CDBG DISASTER REC GRANT	220,606.99	12,413.69	.00	205,822.64	14,784.35	.93
TOTAL	HEALTH AND WELFARE	11,175,496.24	87,322.61	2,434,273.52	4,701,501.93	6,473,994.31	.42
TOTAL	COMMUNITY DEVELOPMENT	11,175,496.24	87,322.61	2,434,273.52	4,701,501.93	6,473,994.31	.42

RUN DATE 11/04/19 TIME 08:11:33

- LIVE DATA BASE/COUNTY AUD

11/04/19
ACCOUNTING PERIOD: 13/19

MONTGOMERY COUNTY, TEXAS
DEPT/DIV EXPENDITURE SUMMARY

PAGE 21

SELECTION CRITERIA: ALL

FUND - 221 - LAW LIBRARY

ACCOUNT	TITLE	BUDGET	PERIOD EXPENDITURES	ENCUMBRANCES OUTSTANDING	YEAR TO DATE ENC + EXP	AVAILABLE BALANCE	YTD/ BUD
426221	CCL 1 - LAW LIBRARY	1,708.00	.00	.00	531.00	1,177.00	.31
TOTAL	COUNTY COURT AT LAW #1	1,708.00	.00	.00	531.00	1,177.00	.31
427221	CCL 2 - LAW LIBRARY	1,708.00	.00	.00	1,306.00	402.00	.76
TOTAL	COUNTY COURT AT LAW #2	1,708.00	.00	.00	1,306.00	402.00	.76
429221	CCL 3 - LAW LIBRARY	1,000.00	.00	135.00	135.00	865.00	.14
TOTAL	COUNTY COURT AT LAW #3	1,000.00	.00	135.00	135.00	865.00	.14
430221	CCL 4 - LAW LIBRARY	1,708.00	.00	.00	1,259.00	449.00	.74
TOTAL	COUNTY COURT AT LAW #4	1,708.00	.00	.00	1,259.00	449.00	.74
431221	CCL 5 - LAW LIBRARY	1,708.00	.00	.00	521.79	1,186.21	.31
TOTAL	COUNTY COURT AT LAW #5	1,708.00	.00	.00	521.79	1,186.21	.31
434221	9TH DIST CT - LAW LIBRARY	1,000.00	.00	.00	.00	1,000.00	.00
TOTAL	9TH DISTRICT COURT	1,000.00	.00	.00	.00	1,000.00	.00
436221	410 DIST CT - LAW LIBRARY	1,000.00	.00	.00	408.70	591.30	.41
TOTAL	410TH DISTRICT COURT	1,000.00	.00	.00	408.70	591.30	.41
437221	221ST DC - LAW LIBRARY	1,564.00	.00	.00	641.00	923.00	.41
TOTAL	221ST DISTRICT COURT	1,564.00	.00	.00	641.00	923.00	.41
438221	284TH DC - LAW LIBRARY	1,708.00	.00	315.00	946.67	761.33	.55
TOTAL	284TH DISTRICT COURT	1,708.00	.00	315.00	946.67	761.33	.55
439221	359TH DC - LAW LIBRARY	1,708.00	.00	.00	801.00	907.00	.47
TOTAL	359TH DISTRICT COURT	1,708.00	.00	.00	801.00	907.00	.47
441221	418TH DC - LAW LIBRARY	2,128.00	.00	.00	1,751.90	376.10	.82
TOTAL	418TH DISTRICT COURT	2,128.00	.00	.00	1,751.90	376.10	.82
442221	435TH DC - LAW LIBRARY	1,708.00	.00	.00	295.00	1,413.00	.17
TOTAL	435TH DISTRICT COURT	1,708.00	.00	.00	295.00	1,413.00	.17
465221	CRT OPER - LAW LIBRARY	6,000.00	.00	.00	3,921.50	2,078.50	.65
TOTAL	COURT OPERATIONS	6,000.00	.00	.00	3,921.50	2,078.50	.65
476	LAW LIBRARY	270,540.00	3,705.93	.00	262,127.82	8,412.18	.97
TOTAL	LAW LIBRARY	270,540.00	3,705.93	.00	262,127.82	8,412.18	.97
TOTAL	LEGAL SERVICES	295,188.00	3,705.93	450.00	274,646.38	20,541.62	.93
TOTAL	LAW LIBRARY	295,188.00	3,705.93	450.00	274,646.38	20,541.62	.93

RUN DATE 11/04/19 TIME 08:11:33

- LIVE DATA BASE/COUNTY AUD

11/04/19
ACCOUNTING PERIOD: 13/19

MONTGOMERY COUNTY, TEXAS
DEPT/DIV EXPENDITURE SUMMARY

PAGE 22

SELECTION CRITERIA: ALL

FUND - 224 - JUVENILE PROBATION-STATE

ACCOUNT	TITLE	BUDGET	PERIOD EXPENDITURES	ENCUMBRANCES OUTSTANDING	YEAR TO DATE ENC + EXP	AVAILABLE BALANCE	YTD/ BUD
5711306	FOSTER CARE TITLE IV-E/19	50,610.07	.00	.00	4,185.76	46,424.31	.08
571134	JUV PROB/STATE AID-A/07	6,525.90	.00	.00	.00	6,525.90	.00
57114701	BASIC SUPERVISION A/19	504,549.39	2,173.47	.00	504,450.36	99.03	1.00
57114702	COMMUNITY PROGRAMS A/19	620,655.59	7,872.11	.00	620,638.74	16.85	1.00
57114703	PRE & POST ADJ PAC A/19	265,504.77	532.11	.00	264,097.77	1,407.00	.99
57114704	COMMITMENT DIVERSION A/19	223,776.00	48,613.26	.00	223,776.00	.00	1.00
57114705	MENTAL HEALTH A/19	201,540.44	.00	.00	199,015.45	2,524.99	.99
TOTAL	JUV PROB/STATE AID-A/19	1,816,026.19	59,190.95	.00	1,811,978.32	4,047.87	1.00
57114801	BASIC SUPERVISION A/20	540,034.27	11,134.20	11.10	39,600.08	500,434.19	.07
57114802	COMMUNITY PROGRAMS A/20	678,795.00	15,822.77	.00	46,754.85	632,040.15	.07
57114803	PRE & POST ADJ FACIL A/20	245,000.00	.00	.00	.00	245,000.00	.00
57114804	COMMITMENT DIVERSION A/20	225,000.00	.00	.00	.00	225,000.00	.00
57114805	MENTAL HEALTH A/20	222,916.00	3,414.68	.00	12,074.72	210,841.28	.05
TOTAL	JUV PROB/STATE AID-A/20	1,911,745.27	30,371.65	11.10	98,429.65	1,813,315.62	.05
571155	JUV JUS ALT ED PRG-P/18	1,368.48	.00	.00	.00	1,368.48	.00
571156	JUV JUS ALT ED PGR-P/19	1,616,219.09	.00	.00	487,977.89	1,128,241.20	.30
571157	JUV JUS ALT ED PGR-P/20	561,653.00	9,320.26	.00	37,538.55	524,114.45	.07
57117	JUVENILE PROBATION-LOCAL	95,320.58	.00	.10	12,057.94	83,262.64	.13
5711840	RDA PRG-17-D0174	8,749.24	.00	.00	.00	8,749.24	.00
5711841	RDA PRG-17-D0274	17,396.72	.00	.00	12,059.09	5,337.63	.69
5711842	RDA PRG-18-D0144	37,611.00	.00	.00	7,938.00	29,673.00	.21
5711843	RDA PRG-18-D0145	19,089.00	.00	.00	.00	19,089.00	.00
5711844	RDA PRG-18-D0153	19,656.00	.00	.00	11,340.00	8,316.00	.58
5711845	RDA PRG-18-D0154	16,254.00	.00	.00	16,254.00	.00	1.00
5711846	RDA PRG-18-D0295	18,826.80	.00	.00	18,826.80	.00	1.00
TOTAL	JUV PROB/RDA PRG	137,582.76	.00	.00	66,417.89	71,164.87	.48
571185	JUV-REGIONALIZATION R/19	17,300.00	.00	.00	17,300.00	.00	1.00
TOTAL	JUVENILE PROBATION	6,214,351.34	98,882.86	11.00	2,535,886.00	3,678,465.34	.41
TOTAL	PUBLIC SAFETY	6,214,351.34	98,882.86	11.00	2,535,886.00	3,678,465.34	.41
TOTAL	JUVENILE PROBATION-STATE	6,214,351.34	98,882.86	11.00	2,535,886.00	3,678,465.34	.41

RUN DATE 11/04/19 TIME 08:11:33

- LIVE DATA BASE/COUNTY AUD

11/04/19

ACCOUNTING PERIOD: 13/19

SELECTION CRITERIA: ALL

FUND - 225 - RECORDS MGMT/PRESERVATION

MONTGOMERY COUNTY, TEXAS
DEPT/DIV EXPENDITURE SUMMARY

PAGE 23

ACCOUNT	TITLE	BUDGET	PERIOD EXPENDITURES	ENCUMBRANCES OUTSTANDING	YEAR TO DATE ENC + EXP	AVAILABLE BALANCE	YTD/ BUD
40311	CTY CLK/RECORDS MGMT/PRES	624,888.01	9,288.63	90,972.01	540,334.16	84,553.85	.86
TOTAL	COUNTY CLERK	624,888.01	9,288.63	90,972.01	540,334.16	84,553.85	.86
TOTAL	GENERAL ADMINISTRATION	624,888.01	9,288.63	90,972.01	540,334.16	84,553.85	.86
TOTAL	RECORDS MGMT/PRESERVATION	624,888.01	9,288.63	90,972.01	540,334.16	84,553.85	.86

RUN DATE 11/04/19 TIME 08:11:33

- LIVE DATA BASE/COUNTY AUD

11/04/19

ACCOUNTING PERIOD: 13/19

SELECTION CRITERIA: ALL

FUND - 226 - PRE-TRIAL DIVERSION FUND

MONTGOMERY COUNTY, TEXAS
DEPT/DIV EXPENDITURE SUMMARY

PAGE 24

ACCOUNT	TITLE	BUDGET	PERIOD EXPENDITURES	ENCUMBRANCES OUTSTANDING	YEAR TO DATE ENC + EXP	AVAILABLE BALANCE	YTD/ BUD
43513	PRE-TRIAL DIVERSION	40,732.00	610.93	.00	32,795.44	7,936.56	.81
TOTAL	DISTRICT ATTORNEY	40,732.00	610.93	.00	32,795.44	7,936.56	.81
TOTAL	JUDICIAL	40,732.00	610.93	.00	32,795.44	7,936.56	.81
TOTAL	PRE-TRIAL DIVERSION FUND	40,732.00	610.93	.00	32,795.44	7,936.56	.81

11/04/19
ACCOUNTING PERIOD: 13/19

MONTGOMERY COUNTY, TEXAS
DEPT/DIV EXPENDITURE SUMMARY

PAGE 25

SELECTION CRITERIA: ALL

FUND - 232 - AIRPORT GRANTS

ACCOUNT	TITLE	BUDGET	PERIOD EXPENDITURES	ENCUMBRANCES OUTSTANDING	YEAR TO DATE ENC + EXP	AVAILABLE BALANCE	YTD/ BUD
2	SPECIAL REVENUE FUNDS	100.80	.00	.00	.00	100.80	.00
TOTAL	SPECIAL REVENUE FUNDS	100.80	.00	.00	.00	100.80	.00
TOTAL	SPECIAL REVENUE FUNDS	100.80	.00	.00	.00	100.80	.00
6291323	AIRPORT-RAMP GRANT FY19	100,000.00	5,823.15	.00	48,947.02	51,052.98	.49
6291324	AIRPORT-RAMP GRANT FY20	50,000.00	.00	.00	.00	50,000.00	.00
629137	1612CNROE	52.00	.00	.00	.00	52.00	.00
629138	1812CONRO	5,947,321.02	655,625.64	.00	655,625.64	5,291,695.38	.11
629160	1912CNROE-DESIGN PHASE	140,000.00	.00	.00	.00	140,000.00	.00
TOTAL	TAXIWAY G & F DESIGN/CNST	140,000.00	.00	.00	.00	140,000.00	.00
TOTAL	AIRPORT	6,237,373.02	661,448.79	.00	704,572.66	5,532,800.36	.11
TOTAL	PUBLIC TRANSPORTATION	6,237,373.02	661,448.79	.00	704,572.66	5,532,800.36	.11
TOTAL	AIRPORT GRANTS	6,237,473.82	661,448.79	.00	704,572.66	5,532,901.16	.11

11/04/19
ACCOUNTING PERIOD: 13/19

MONTGOMERY COUNTY, TEXAS
DEPT/DIV EXPENDITURE SUMMARY

PAGE 26

SELECTION CRITERIA: ALL

FUND - 233 - MENTAL HEALTH FACILITY

ACCOUNT	TITLE	BUDGET	PERIOD EXPENDITURES	ENCUMBRANCES OUTSTANDING	YEAR TO DATE ENC + EXP	AVAILABLE BALANCE	YTD/ BUD
2	SPECIAL REVENUE FUNDS	.00	.00	.00	5,251,268.73	-5,251,268.73	.00
TOTAL	SPECIAL REVENUE FUNDS	.00	.00	.00	5,251,268.73	-5,251,268.73	.00
TOTAL	SPECIAL REVENUE FUNDS	.00	.00	.00	5,251,268.73	-5,251,268.73	.00
6311	MENTAL HEALTH	15,256,015.00	1,249,609.28	.00	15,241,880.00	14,135.00	1.00
TOTAL	MENTAL HEALTH	15,256,015.00	1,249,609.28	.00	15,241,880.00	14,135.00	1.00
TOTAL	HEALTH AND WELFARE	15,256,015.00	1,249,609.28	.00	15,241,880.00	14,135.00	1.00
TOTAL	MENTAL HEALTH FACILITY	15,256,015.00	1,249,609.28	.00	20,493,148.73	-5,237,133.73	1.34

11/04/19
ACCOUNTING PERIOD: 13/19

MONTGOMERY COUNTY, TEXAS
DEPT/DIV EXPENDITURE SUMMARY

PAGE 27

SELECTION CRITERIA: ALL

FUND - 234 - RECORDS MANAGEMENT COUNTY

ACCOUNT	TITLE	BUDGET	PERIOD EXPENDITURES	ENCUMBRANCES OUTSTANDING	YEAR TO DATE ENC + EXP	AVAILABLE BALANCE	YTD/ BUD
409310	RECORDS MNGT COUNTY	40,116.00	.00	.00	81.77	40,034.23	.00
TOTAL	NON-DEPARTMENTAL	40,116.00	.00	.00	81.77	40,034.23	.00
TOTAL	GENERAL ADMINISTRATION	40,116.00	.00	.00	81.77	40,034.23	.00
560141	SHERIFF/RECORDS MGT DIVN	630,332.06	19,904.41	3,917.03	617,305.65	13,026.41	.98
TOTAL	SHERIFF	630,332.06	19,904.41	3,917.03	617,305.65	13,026.41	.98
TOTAL	PUBLIC SAFETY	630,332.06	19,904.41	3,917.03	617,305.65	13,026.41	.98
TOTAL	RECORDS MANAGEMENT COUNTY	670,448.06	19,904.41	3,917.03	617,387.42	53,060.64	.92

11/04/19
ACCOUNTING PERIOD: 13/19

MONTGOMERY COUNTY, TEXAS
DEPT/DIV EXPENDITURE SUMMARY

PAGE 28

SELECTION CRITERIA: ALL

FUND - 235 - RECORDS MGMT DIST CLERK

ACCOUNT	TITLE	BUDGET	PERIOD EXPENDITURES	ENCUMBRANCES OUTSTANDING	YEAR TO DATE ENC + EXP	AVAILABLE BALANCE	YTD/ BUD
450110	RECORDS MGMT DIST CLERK	80,291.00	.00	5,375.00	36,079.26	44,211.74	.45
TOTAL	DISTRICT CLERK	80,291.00	.00	5,375.00	36,079.26	44,211.74	.45
TOTAL	GENERAL ADMINISTRATION	80,291.00	.00	5,375.00	36,079.26	44,211.74	.45
TOTAL	RECORDS MGMT DIST CLERK	80,291.00	.00	5,375.00	36,079.26	44,211.74	.45

11/04/19
ACCOUNTING PERIOD: 13/19

MONTGOMERY COUNTY, TEXAS
DEPT/DIV EXPENDITURE SUMMARY

PAGE 29

SELECTION CRITERIA: ALL

FUND - 237 - DIST CLERK RECORDS PRESER

ACCOUNT	TITLE	BUDGET	PERIOD EXPENDITURES	ENCUMBRANCES OUTSTANDING	YEAR TO DATE ENC + EXP	AVAILABLE BALANCE	YTD/ BUD
45030	DISTRICT CLERK REC PRESV	170,000.00	.00	.00	169,442.50	557.50	1.00
TOTAL	DISTRICT CLERK	170,000.00	.00	.00	169,442.50	557.50	1.00
TOTAL	JUDICIAL	170,000.00	.00	.00	169,442.50	557.50	1.00
TOTAL	DIST CLERK RECORDS PRESER	170,000.00	.00	.00	169,442.50	557.50	1.00

11/04/19
ACCOUNTING PERIOD: 13/19

MONTGOMERY COUNTY, TEXAS
DEPT/DIV EXPENDITURE SUMMARY

PAGE 30

SELECTION CRITERIA: ALL

FUND - 238 - COURT GUARDIANSHIP

ACCOUNT	TITLE	BUDGET	PERIOD EXPENDITURES	ENCUMBRANCES OUTSTANDING	YEAR TO DATE ENC + EXP	AVAILABLE BALANCE	YTD/ BUD
40933	COURT GUARDIANSHIP	32,000.00	.00	.00	26,299.68	5,700.32	.82
TOTAL	NON-DEPARTMENTAL	32,000.00	.00	.00	26,299.68	5,700.32	.82
TOTAL	JUDICIAL	32,000.00	.00	.00	26,299.68	5,700.32	.82
TOTAL	COURT GUARDIANSHIP	32,000.00	.00	.00	26,299.68	5,700.32	.82

11/04/19
ACCOUNTING PERIOD: 13/19

MONTGOMERY COUNTY, TEXAS
DEPT/DIV EXPENDITURE SUMMARY

PAGE 31

SELECTION CRITERIA: ALL

FUND - 239 - COURT REPORTER SVC FUND

ACCOUNT	----- TITLE -----	BUDGET	PERIOD EXPENDITURES	ENCUMBRANCES OUTSTANDING	YEAR TO DATE ENC + EXP	AVAILABLE BALANCE	YTD/ BUD
4269	COURT REPORTER CCL 1	3,650.00	1,154.66	.00	3,285.85	364.15	.90
TOTAL	COURT REPORTER CCL 1	3,650.00	1,154.66	.00	3,285.85	364.15	.90
4279	COURT REPORTER CCL 2	8,161.23	1,312.05	.00	8,161.23	.00	1.00
TOTAL	COURT REPORTER CCL 2	8,161.23	1,312.05	.00	8,161.23	.00	1.00
4299	COURT REPORTER CCL 3	14,314.00	1,200.60	.00	13,681.61	632.39	.96
TOTAL	COURT REPORTER CCL 3	14,314.00	1,200.60	.00	13,681.61	632.39	.96
4309	COURT REPORTER CCL 4	2,900.00	.00	.00	2,399.07	500.93	.83
TOTAL	COURT REPORTER CCL 4	2,900.00	.00	.00	2,399.07	500.93	.83
4319	COURT REPORTER CCL 5	5,600.00	600.30	.00	4,213.86	1,386.14	.75
TOTAL	COURT REPORTER CCL 5	5,600.00	600.30	.00	4,213.86	1,386.14	.75
4349	COURT REPORTER 9TH DC	11,164.00	.00	.00	8,779.57	2,384.43	.79
TOTAL	COURT REPORTER 9TH DC	11,164.00	.00	.00	8,779.57	2,384.43	.79
4369	COURT REPORTER 410 DC	6,950.00	.00	.00	5,536.94	1,413.06	.80
TOTAL	COURT REPORTER 410 DC	6,950.00	.00	.00	5,536.94	1,413.06	.80
4379	COURT REPORTER 221 DC	3,000.00	395.00	.00	2,245.66	754.34	.75
TOTAL	COURT REPORTER 221 DC	3,000.00	395.00	.00	2,245.66	754.34	.75
4389	COURT REPORTER 284 DC	17,463.00	.00	.00	14,533.35	2,929.65	.83
TOTAL	COURT REPORTER 284 DC	17,463.00	.00	.00	14,533.35	2,929.65	.83
4399	COURT REPORTER 359 DC	10,244.77	.00	.00	7,685.00	2,559.77	.75
TOTAL	COURT REPORTER 359 DC	10,244.77	.00	.00	7,685.00	2,559.77	.75
4419	COURT REPORTER 418 DC	4,385.00	.00	.00	3,616.34	768.66	.82
TOTAL	COURT REPORTER 418 DC	4,385.00	.00	.00	3,616.34	768.66	.82
4429	COURT REPORTER 435 DC	21,550.00	.00	.00	19,529.54	2,020.46	.91
TOTAL	COURT REPORTER 435 DC	21,550.00	.00	.00	19,529.54	2,020.46	.91
465239	COURT REPORTER CT OPS	48,471.00	.00	.00	41,372.87	7,098.13	.85
TOTAL	COURT REPORTER CT OPS	48,471.00	.00	.00	41,372.87	7,098.13	.85
TOTAL	JUDICIAL	157,853.00	4,662.61	.00	135,040.89	22,812.11	.86
TOTAL	COURT REPORTER SVC FUND	157,853.00	4,662.61	.00	135,040.89	22,812.11	.86

RUN DATE 11/04/19 TIME 08:11:33

- LIVE DATA BASE/COUNTY AUD

11/04/19
ACCOUNTING PERIOD: 13/19

MONTGOMERY COUNTY, TEXAS
DEPT/DIV EXPENDITURE SUMMARY

PAGE 32

SELECTION CRITERIA: ALL

FUND - 240 - COURTHOUSE SECURITY

ACCOUNT	TITLE	BUDGET	PERIOD EXPENDITURES	ENCUMBRANCES OUTSTANDING	YEAR TO DATE ENC + EXP	AVAILABLE BALANCE	YTD/ BUD
5121240	COURTHOUSE SECURITY	372,678.96	30,573.49	.00	360,791.54	11,887.42	.97
TOTAL	JAIL	372,678.96	30,573.49	.00	360,791.54	11,887.42	.97
TOTAL	PUBLIC SAFETY	372,678.96	30,573.49	.00	360,791.54	11,887.42	.97
TOTAL	COURTHOUSE SECURITY	372,678.96	30,573.49	.00	360,791.54	11,887.42	.97

11/04/19
ACCOUNTING PERIOD: 13/19

MONTGOMERY COUNTY, TEXAS
DEPT/DIV EXPENDITURE SUMMARY

PAGE 33

SELECTION CRITERIA: ALL

FUND - 241 - COURT TECHNOLOGY CNTY/DIS

ACCOUNT	TITLE	BUDGET	PERIOD EXPENDITURES	ENCUMBRANCES OUTSTANDING	YEAR TO DATE ENC + EXP	AVAILABLE BALANCE	YTD/ BUD
426241	CCL 1-CITY/DIST CT TECH	1,312.00	37.99	.00	779.88	532.12	.59
TOTAL	COUNTY COURT AT LAW #1	1,312.00	37.99	.00	779.88	532.12	.59
427241	CCL 2-CITY/DIST CT TECH	3,868.90	.00	.00	3,420.90	448.00	.88
TOTAL	COUNTY COURT AT LAW #2	3,868.90	.00	.00	3,420.90	448.00	.88
429241	CCL 3-CITY/DIST CT TECH	1,444.00	52.20	.00	356.40	1,087.60	.25
TOTAL	COUNTY COURT AT LAW #3	1,444.00	52.20	.00	356.40	1,087.60	.25
430241	CCL 4-CITY/DIST CT TECH	953.75	.00	.00	503.75	450.00	.53
TOTAL	COUNTY COURT AT LAW #4	953.75	.00	.00	503.75	450.00	.53
431241	CCL 5-CITY/DIST CT TECH	1,436.00	.00	37.99	1,240.67	195.33	.86
TOTAL	COUNTY COURT AT LAW #5	1,436.00	.00	37.99	1,240.67	195.33	.86
434241	9TH DC-CITY/DIST CT TECH	2,006.00	37.99	.00	808.58	1,197.42	.40
TOTAL	9TH DISTRICT COURT	2,006.00	37.99	.00	808.58	1,197.42	.40
436241	410TH DC-CITY/DIST CT TECH	1,000.00	.00	.00	1,000.00	.00	1.00
TOTAL	410TH DISTRICT COURT	1,000.00	.00	.00	1,000.00	.00	1.00
437241	221ST DC-CITY/DIST CT TECH	1,425.97	37.99	.00	1,377.29	48.68	.97
TOTAL	221ST DISTRICT COURT	1,425.97	37.99	.00	1,377.29	48.68	.97
438241	284TH DC-CITY/DIST CT TECH	3,198.03	.00	.00	2,098.50	1,099.53	.66
TOTAL	284TH DISTRICT COURT	3,198.03	.00	.00	2,098.50	1,099.53	.66
439241	359TH DC-CITY/DIST CT TECH	1,312.00	22.20	.00	1,266.39	45.61	.97
TOTAL	359TH DISTRICT COURT	1,312.00	22.20	.00	1,266.39	45.61	.97
441241	418TH DC-CITY/DIST CT TECH	624.00	51.80	.00	310.80	313.20	.50
TOTAL	418TH DISTRICT COURT	624.00	51.80	.00	310.80	313.20	.50
442241	435TH DC-CITY/DIST CT TECH	1,456.00	.00	.00	455.88	1,000.12	.31
TOTAL	435TH DISTRICT COURT	1,456.00	.00	.00	455.88	1,000.12	.31
4659241	CT OPNS-CITY/DIST CT TECH	4,314.16	22.20	.00	3,268.56	1,045.60	.76
TOTAL	COURT OPERATIONS	4,314.16	22.20	.00	3,268.56	1,045.60	.76
TOTAL	JUDICIAL	24,350.81	262.37	37.99	16,887.60	7,463.21	.69
TOTAL	COURT TECHNOLOGY CNTY/DIS	24,350.81	262.37	37.99	16,887.60	7,463.21	.69

RUN DATE 11/04/19 TIME 08:11:33

- LIVE DATA BASE/COUNTY AUD

11/04/19
ACCOUNTING PERIOD: 13/19

MONTGOMERY COUNTY, TEXAS
DEPT/DIV EXPENDITURE SUMMARY

PAGE 34

SELECTION CRITERIA: ALL

FUND - 242 - JUSTICE CRT BLDG SECURITY

ACCOUNT	TITLE	BUDGET	PERIOD EXPENDITURES	ENCUMBRANCES OUTSTANDING	YEAR TO DATE ENC + EXP	AVAILABLE BALANCE	YTD/ BUD
457242	JP3 JUSTICE CT SECURITY	5,000.00	.00	4,015.67	4,015.67	984.33	.80
TOTAL	JUSTICE OF PEACE PCT 3	5,000.00	.00	4,015.67	4,015.67	984.33	.80
510242	BLD MNT JP SECURITY	61,441.00	204.85	.00	28,075.44	33,365.56	.46
TOTAL	BLDG MAINT/CONSTRUCTION	61,441.00	204.85	.00	28,075.44	33,365.56	.46
TOTAL	PUBLIC SAFETY	66,441.00	204.85	4,015.67	32,091.11	34,349.89	.48
TOTAL	JUSTICE CRT BLDG SECURITY	66,441.00	204.85	4,015.67	32,091.11	34,349.89	.48

11/04/19
ACCOUNTING PERIOD: 13/19

MONTGOMERY COUNTY, TEXAS
DEPT/DIV EXPENDITURE SUMMARY

PAGE 35

SELECTION CRITERIA: ALL

FUND - 243 - JUSTICE CRT TECHNOLOGY

ACCOUNT	TITLE	BUDGET	PERIOD EXPENDITURES	ENCUMBRANCES OUTSTANDING	YEAR TO DATE ENC + EXP	AVAILABLE BALANCE	YTD/ BUD
455243	JP 1 JUSTICE CT TECH	63,040.76	2,749.46	23.45	23,724.24	39,316.52	.38
TOTAL	JUSTICE OF PEACE PCT 1	63,040.76	2,749.46	23.45	23,724.24	39,316.52	.38
456243	JP 2 JUSTICE CT TECH	16,497.24	22.20	.00	15,950.16	547.08	.97
TOTAL	JUSTICE OF PEACE PCT 2	16,497.24	22.20	.00	15,950.16	547.08	.97
457243	JP 3 JUSTICE CT TECH	45,942.70	918.65	908.10	37,069.29	8,873.41	.81
TOTAL	JUSTICE OF PEACE PCT 3	45,942.70	918.65	908.10	37,069.29	8,873.41	.81
458243	JP 4 JUSTICE CT TECH	63,524.37	1,947.80	53.99	60,545.40	2,978.97	.95
TOTAL	JUSTICE OF PEACE PCT 4	63,524.37	1,947.80	53.99	60,545.40	2,978.97	.95
459243	JP 5 JUSTICE CT TECH	12,500.00	.00	.00	12,500.00	.00	1.00
TOTAL	JUSTICE OF PEACE PCT 5	12,500.00	.00	.00	12,500.00	.00	1.00
TOTAL	JUDICIAL	201,505.07	5,638.11	985.54	149,789.09	51,715.98	.74
TOTAL	JUSTICE CRT TECHNOLOGY	201,505.07	5,638.11	985.54	149,789.09	51,715.98	.74

11/04/19
ACCOUNTING PERIOD: 13/19

MONTGOMERY COUNTY, TEXAS
DEPT/DIV EXPENDITURE SUMMARY

PAGE 36

SELECTION CRITERIA: ALL

FUND - 244 - JUVENILE CASE MANAGER

ACCOUNT	TITLE	BUDGET	PERIOD EXPENDITURES	ENCUMBRANCES OUTSTANDING	YEAR TO DATE ENC + EXP	AVAILABLE BALANCE	YTD/ BUD
45512	JP 1-JUVENILE CASE DIV	118,287.00	1,216.49	.00	64,279.65	54,007.35	.54
TOTAL	JUSTICE OF PEACE PCT 1	118,287.00	1,216.49	.00	64,279.65	54,007.35	.54
45612	JP 2-JUVENILE CASE DIV	55,627.00	1,024.60	.00	55,978.60	-351.60	1.01
TOTAL	JUSTICE OF PEACE PCT 2	55,627.00	1,024.60	.00	55,978.60	-351.60	1.01
45712	JP 3-JUVENILE CASE DIV	67,896.00	1,240.34	.00	67,915.91	-19.91	1.00
TOTAL	JUSTICE OF PEACE PCT 3	67,896.00	1,240.34	.00	67,915.91	-19.91	1.00
45812	JP 4-JUVENILE CASE DIV	63,971.00	1,206.83	.00	59,845.74	4,125.26	.94
TOTAL	JUSTICE OF PEACE PCT 4	63,971.00	1,206.83	.00	59,845.74	4,125.26	.94
TOTAL	JUDICIAL	305,781.00	4,688.26	.00	248,019.90	57,761.10	.81
TOTAL	JUVENILE CASE MANAGER	305,781.00	4,688.26	.00	248,019.90	57,761.10	.81

11/04/19
ACCOUNTING PERIOD: 13/19

MONTGOMERY COUNTY, TEXAS
DEPT/DIV EXPENDITURE SUMMARY

PAGE 37

SELECTION CRITERIA: ALL

FUND - 246 - BOND SUPERVISION

ACCOUNT	TITLE	BUDGET	PERIOD EXPENDITURES	ENCUMBRANCES OUTSTANDING	YEAR TO DATE ENC + EXP	AVAILABLE BALANCE	YTD/ BUD
5728	BOND SUPERVISION	601,334.47	.00	.00	483,045.17	118,289.30	.80
TOTAL	ADULT PROBATION	601,334.47	.00	.00	483,045.17	118,289.30	.80
TOTAL	PUBLIC SAFETY	601,334.47	.00	.00	483,045.17	118,289.30	.80
TOTAL	BOND SUPERVISION	601,334.47	.00	.00	483,045.17	118,289.30	.80

11/04/19
ACCOUNTING PERIOD: 13/19

MONTGOMERY COUNTY, TEXAS
DEPT/DIV EXPENDITURE SUMMARY

PAGE 38

SELECTION CRITERIA: ALL

FUND - 247 - BASIC SUPERVISION

ACCOUNT	TITLE	BUDGET	PERIOD EXPENDITURES	ENCUMBRANCES OUTSTANDING	YEAR TO DATE ENC + EXP	AVAILABLE BALANCE	YTD/ FUD
2	SPECIAL REVENUE FUNDS	.00	.00	.00	10,000.00	-10,000.00	.00
TOTAL	SPECIAL REVENUE FUNDS	.00	.00	.00	10,000.00	-10,000.00	.00
TOTAL	SPECIAL REVENUE FUNDS	.00	.00	.00	10,000.00	-10,000.00	.00
572221	BASIC SUPERVISION 18-19	250.00	.00	.00	.00	250.00	.00
572222	AP - BASIC SUPERVIS FY19	1,186,654.17	.00	.00	1,186,654.17	.00	1.00
TOTAL	ADULT PROBATION	1,186,904.17	.00	.00	1,186,654.17	250.00	1.00
TOTAL	PUBLIC SAFETY	1,186,904.17	.00	.00	1,186,654.17	250.00	1.00
TOTAL	BASIC SUPERVISION	1,186,904.17	.00	.00	1,196,654.17	-9,750.00	1.01

11/04/19
ACCOUNTING PERIOD: 13/19

MONTGOMERY COUNTY, TEXAS
DEPT/DIV EXPENDITURE SUMMARY

PAGE 39

SELECTION CRITERIA: ALL

FUND - 248 - COMMUNITY CORRECTIONS

ACCOUNT	TITLE	BUDGET	PERIOD EXPENDITURES	ENCUMBRANCES OUTSTANDING	YEAR TO DATE ENC + EXP	AVAILABLE BALANCE	YTD/ BUD
572522	AP - COMM CORRECT FY19	255,835.08	.00	.00	255,835.08	.00	1.00
TOTAL	ADULT PROBATION	255,835.08	.00	.00	255,835.08	.00	1.00
TOTAL	PUBLIC SAFETY	255,835.08	.00	.00	255,835.08	.00	1.00
TOTAL	COMMUNITY CORRECTIONS	255,835.08	.00	.00	255,835.08	.00	1.00

11/04/19
ACCOUNTING PERIOD: 13/19

MONTGOMERY COUNTY, TEXAS
DEPT/DIV EXPENDITURE SUMMARY

PAGE 40

SELECTION CRITERIA: ALL

FUND - 249 - MENTAL IMPAIRMENTS

ACCOUNT	TITLE	BUDGET	PERIOD EXPENDITURES	ENCUMBRANCES OUTSTANDING	YEAR TO DATE ENC + EXP	AVAILABLE BALANCE	YTD/ BUD
572722	AP - MENTAL IMPARI FY19	50,921.42	.00	.00	50,921.42	.00	1.00
572822	AP - IN-HOUSE COUNSL FY19	20,748.18	.00	.00	20,748.18	.00	1.00
572922	AP - PRE-TRIAL DVRSN FY19	29,446.00	.00	.00	29,446.00	.00	1.00
TOTAL	ADULT PROBATION	101,115.60	.00	.00	101,115.60	.00	1.00
TOTAL	PUBLIC SAFETY	101,115.60	.00	.00	101,115.60	.00	1.00
TOTAL	MENTAL IMPAIRMENTS	101,115.60	.00	.00	101,115.60	.00	1.00

11/04/19
ACCOUNTING PERIOD: 13/19

MONTGOMERY COUNTY, TEXAS
DEPT/DIV EXPENDITURE SUMMARY

PAGE 41

SELECTION CRITERIA: ALL

FUND - 254 - CONTRACT ELECTION SERVICE

ACCOUNT	TITLE	BUDGET	PERIOD EXPENDITURES	ENCUMBRANCES OUTSTANDING	YEAR TO DATE ENC + EXP	AVAILABLE BALANCE	YTD/ BUD
49041	CONTRACT ELEC DIRECT PAID	.00	.00	.00	124,020.84	-124,020.84	.00
49042	CONTRACT ELECT PAYROLL	.00	5,443.41	.00	481,749.70	-481,749.70	.00
TOTAL	ELECTIONS	.00	5,443.41	.00	605,770.54	-605,770.54	.00
TOTAL	ELECTIONS	.00	5,443.41	.00	605,770.54	-605,770.54	.00
TOTAL	CONTRACT ELECTION SERVICE	.00	5,443.41	.00	605,770.54	-605,770.54	.00

SELECTION CRITERIA: ALL

FUND - 256 - MOCO GRANTS

ACCOUNT	TITLE	BUDGET	PERIOD EXPENDITURES	ENCUMBRANCES OUTSTANDING	YEAR TO DATE ENC + EXP	AVAILABLE BALANCE	YTD/ BUD
406900	ADMINISTRATION	178,390.00	-7.42	.00	1,370.04	177,019.96	.01
406901	IMB BUYOUT PROGRAM	5,751,305.97	.00	.00	.00	5,751,305.97	.00
406902	IMB BP PROJECT DELIVERY	1,532,680.36	.00	.00	.00	1,532,680.36	.00
406903	UN BUYOUT PROGRAM	1,150,537.23	.00	.00	.00	1,150,537.23	.00
406904	UN BP PROJECT DELIVERY	306,609.64	.00	.00	.00	306,609.64	.00
TOTAL	CDBG-DR 2016 FLOODS	8,919,523.20	-7.42	.00	1,370.04	8,918,153.16	.00
TOTAL	DISASTER RECOVERY GRANTS	8,919,523.20	-7.42	.00	1,370.04	8,918,153.16	.00
TOTAL	HEALTH AND WELFARE	8,919,523.20	-7.42	.00	1,370.04	8,918,153.16	.00
40670101	UASI 17-COM PREP/REG PLAN	73,876.89	.00	.00	73,876.89	.00	1.00
40670102	UASI 18-COM PREP & REG PL	392,767.00	3,929.70	560.23	148,246.65	244,520.35	.38
TOTAL	COM PREP & REGIONAL PLAN	466,643.89	3,929.70	560.23	222,123.54	244,520.35	.48
40670301	UASI 17-BOC/REG TECH SUST	48,194.50	.00	.00	48,194.50	.00	1.00
40670302	UASI 18-BOC/REG TECH SUST	162,955.00	1,765.62	.00	131,269.61	31,685.39	.81
TOTAL	BOC/REG TECH SUSTAINMENT	211,149.50	1,765.62	.00	179,464.11	31,685.39	.85
40670401	UASI 17-M & A	8,276.64	.00	.00	8,276.64	.00	1.00
40670402	UASI 18-M & A	92,172.29	4,802.60	1,237.53	26,144.43	66,027.86	.28
TOTAL	M & A	100,448.93	4,802.60	1,237.53	34,421.07	66,027.86	.34
40670502	UASI 18-BOC ENHANCEMENTS	150,685.00	.00	.00	1,983.46	148,701.54	.01
TOTAL	BOC ENHANCEMENTS	150,685.00	.00	.00	1,983.46	148,701.54	.01
40670601	UASI 17-1ST RESP FC SPEC	470,300.00	.00	69,969.83	232,511.49	237,788.51	.49
40670602	UASI 18-PR FC SPEC TEAM	333,000.00	.00	.00	.00	333,000.00	.00
TOTAL	1ST RESP FC SPEC TEAM SUS	803,300.00	.00	69,969.83	232,511.49	570,788.51	.29
40670701	UASI 17-1ST RESP LE SP RS	421,011.68	.00	98,048.22	100,604.45	320,407.23	.24
40670702	UASI 18-PR LE SPEC RESPON	511,866.50	.00	91,883.62	91,883.62	419,982.88	.18
TOTAL	1ST RESP LE SPEC RESPONSE	932,878.18	.00	189,931.84	192,488.07	740,390.11	.21
40670801	UASI 18- PUB SAFETY VIDEO	200,000.00	.00	.00	.00	200,000.00	.00
TOTAL	PUBLIC SAFETY VIDEO INTR	200,000.00	.00	.00	.00	200,000.00	.00
40670901	UASI 18-LE SWAT SUSTAIN	78,000.00	.00	.00	31,120.00	46,880.00	.40
TOTAL	LE SWAT SUSTAINMENT	78,000.00	.00	.00	31,120.00	46,880.00	.40
TOTAL	HSGP GRANTS	2,943,105.50	10,497.92	261,699.43	894,111.74	2,048,993.76	.30
TOTAL	EMERGENCY MANAGEMENT	2,943,105.50	10,497.92	261,699.43	894,111.74	2,048,993.76	.30
TOTAL	PUBLIC SAFETY	2,943,105.50	10,497.92	261,699.43	894,111.74	2,048,993.76	.30
TOTAL	MOCO GRANTS	11,862,628.70	10,490.50	261,699.43	895,481.78	10,967,146.92	.08

11/04/19
ACCOUNTING PERIOD: 13/19

MONTGOMERY COUNTY, TEXAS
DEPT/DIV EXPENDITURE SUMMARY

PAGE 43

SELECTION CRITERIA: ALL

FUND - 260 - FEDERAL ARRA GRANTS

ACCOUNT	TITLE	BUDGET	PERIOD EXPENDITURES	ENCUMBRANCES OUTSTANDING	YEAR TO DATE ENC + EXP	AVAILABLE BALANCE	YTD/ BUD
60007	BRINSAP	500,000.00	.00	.00	.00	500,000.00	.00
TOTAL	COUNTY ENGINEER	500,000.00	.00	.00	.00	500,000.00	.00
TOTAL	PUBLIC TRANSPORTATION	500,000.00	.00	.00	.00	500,000.00	.00
TOTAL	FEDERAL ARRA GRANTS	500,000.00	.00	.00	.00	500,000.00	.00

11/04/19
ACCOUNTING PERIOD: 13/19

MONTGOMERY COUNTY, TEXAS
DEPT/DIV EXPENDITURE SUMMARY

PAGE 44

SELECTION CRITERIA: ALL

FUND - 261 - CC VITAL RECORDS PRES FND

ACCOUNT	TITLE	BUDGET	PERIOD EXPENDITURES	ENCUMBRANCES OUTSTANDING	YEAR TO DATE ENC + EXP	AVAILABLE BALANCE	YTD/ BUD
403261	VITAL RECORDS PRES	18,500.00	.00	.00	15,707.78	2,792.22	.85
TOTAL	COUNTY CLERK	18,500.00	.00	.00	15,707.78	2,792.22	.85
TOTAL	GENERAL ADMINISTRATION	18,500.00	.00	.00	15,707.78	2,792.22	.85
TOTAL	CC VITAL RECORDS PRES FND	18,500.00	.00	.00	15,707.78	2,792.22	.85

11/04/19
ACCOUNTING PERIOD: 13/19

MONTGOMERY COUNTY, TEXAS
DEPT/DIV EXPENDITURE SUMMARY

PAGE 45

SELECTION CRITERIA: ALL

FUND - 34 - GASB 34 CONVERSION FUND

ACCOUNT	TITLE	BUDGET	PERIOD EXPENDITURES	ENCUMBRANCES OUTSTANDING	YEAR TO DATE ENC + EXP	AVAILABLE BALANCE	YTD/ BUD
0	CONVERSION-FULL ACCRUAL	.00	112,141.15	.00	-21,307,085.57	21,307,085.57	.00
TOTAL	CONVERSION-FULL ACCRUAL	.00	112,141.15	.00	-21,307,085.57	21,307,085.57	.00
TOTAL	CONVERSION-FULL ACCRUAL	.00	112,141.15	.00	-21,307,085.57	21,307,085.57	.00
TOTAL	GASB 34 CONVERSION FUND	.00	112,141.15	.00	-21,307,085.57	21,307,085.57	.00

SELECTION CRITERIA: ALL

FUND - 358 - MONTG CO DEBT SERVICE

ACCOUNT	TITLE	BUDGET	PERIOD EXPENDITURES	ENCUMBRANCES OUTSTANDING	YEAR TO DATE ENC + EXP	AVAILABLE BALANCE	YTD/ BUD
3	DEBT SERVICE FUNDS	.00	.00	.00	6,957,995.10	-6,957,995.10	.00
TOTAL	DEBT SERVICE FUNDS	.00	.00	.00	6,957,995.10	-6,957,995.10	.00
TOTAL	DEBT SERVICE FUNDS	.00	.00	.00	6,957,995.10	-6,957,995.10	.00
6915	ROAD BONDS SER 06B-65MTL	500.00	.00	.00	500.00	.00	1.00
TOTAL	ROAD BONDS SER 06B-65MTL	500.00	.00	.00	500.00	.00	1.00
6924	REV/TAX BOND 09-\$56.19MTL	806.25	.00	.00	806.25	.00	1.00
TOTAL	REV/TAX BOND 09-\$56.19MTL	806.25	.00	.00	806.25	.00	1.00
6925	REFUNDING BOND 2010-63.75	351,140.72	.00	.00	.00	351,140.72	.00
TOTAL	REFUNDING BOND 2010-63.75	351,140.72	.00	.00	.00	351,140.72	.00
6926	CERT OBLIGN 2010A-\$9.055M	929,906.25	.00	.00	929,906.25	.00	1.00
TOTAL	CERT OBLIGN 2010A-\$9.055M	929,906.25	.00	.00	929,906.25	.00	1.00
6927	C/O 2010B BABS-\$23.395 M	1,218,239.00	.00	.00	1,218,180.03	58.97	1.00
TOTAL	C/O 2010B BABS-\$23.395 M	1,218,239.00	.00	.00	1,218,180.03	58.97	1.00
6929	REFUNDING BOND 2012-\$35	2,801,602.50	.00	.00	2,801,602.50	.00	1.00
TOTAL	REFUNDING BOND 2012-\$35	2,801,602.50	.00	.00	2,801,602.50	.00	1.00
6932	C/O 2012-\$14.5	974,408.78	.00	.00	974,408.78	.00	1.00
TOTAL	C/O 2012-\$14.5	974,408.78	.00	.00	974,408.78	.00	1.00
6933	C/O 2012A-\$13,350,000	794,202.50	.00	.00	794,202.50	.00	1.00
TOTAL	C/O 2012A-\$13,350,000	794,202.50	.00	.00	794,202.50	.00	1.00
6934	REFUNDING 2012-\$15.88 MM	752.50	.00	.00	752.50	.00	1.00
TOTAL	REFUNDING 2012-\$15.88 MM	752.50	.00	.00	752.50	.00	1.00
6935	REFUNDING BONDS 2014	6,806,469.00	.00	.00	6,804,968.75	1,500.25	1.00
TOTAL	REFUNDING BONDS 2014	6,806,469.00	.00	.00	6,804,968.75	1,500.25	1.00
6936	I/T REFUND 2014A 73510000	7,599,687.50	.00	.00	7,432,806.25	166,881.25	.98
TOTAL	I/T REFUND 2014A 73510000	7,599,687.50	.00	.00	7,432,806.25	166,881.25	.98
6937	REFUNDING BONDS 2016	2,945,350.00	.00	.00	2,944,548.75	801.25	1.00
TOTAL	REFUNDING BONDS 2016	2,945,350.00	.00	.00	2,944,548.75	801.25	1.00
6938	ROAD BONDS 2016-\$53.14MTL	2,713,600.00	.00	.00	2,712,798.75	801.25	1.00
TOTAL	ROAD BONDS 2016-\$53.14MTL	2,713,600.00	.00	.00	2,712,798.75	801.25	1.00
6939	REFUNDING BONDS 2016A	2,071,588.00	.00	.00	2,070,786.25	801.75	1.00
TOTAL	REFUNDING BONDS 2016A	2,071,588.00	.00	.00	2,070,786.25	801.75	1.00
6940	ROAD BONDS 2016A	4,298,700.00	.00	.00	4,297,898.75	801.25	1.00
TOTAL	ROAD BONDS 2016A	4,298,700.00	.00	.00	4,297,898.75	801.25	1.00

SELECTION CRITERIA: ALL

FUND - 358 - MONTG CO DEBT SERVICE

ACCOUNT	TITLE	BUDGET	PERIOD EXPENDITURES	ENCUMBRANCES OUTSTANDING	YEAR TO DATE ENC + EXP	AVAILABLE BALANCE	YTD/ BUD
6942	ROAD BONDS, SERIES 2018	3,408,725.00	.00	.00	3,408,031.25	693.75	1.00
TOTAL	ROAD BONDS, SERIES 2018	3,408,725.00	.00	.00	3,408,031.25	693.75	1.00
6943	REF BONDS, SERIES 2018	29,696,307.95	.00	.00	29,692,219.38	4,088.57	1.00
TOTAL	REF BONDS, SERIES 2018	29,696,307.95	.00	.00	29,692,219.38	4,088.57	1.00
6944	ROAD BONDS, SERIES 2018B	3,700,164.75	.00	.00	3,698,687.51	1,477.24	1.00
TOTAL	ROAD BONDS, SERIES 2018B	3,700,164.75	.00	.00	3,698,687.51	1,477.24	1.00
TOTAL	DEBT SERVICE	70,312,150.70	.00	.00	69,783,104.45	529,046.25	.99
TOTAL	MONTG CO DEBT SERVICE	70,312,150.70	.00	.00	76,741,099.55	-6,428,948.85	1.09

11/04/19
ACCOUNTING PERIOD: 13/19

MONTGOMERY COUNTY, TEXAS
DEPT/DIV EXPENDITURE SUMMARY

PAGE 48

SELECTION CRITERIA: ALL

FUND - 40012 - C/P-CERT OBLIGN 2012

ACCOUNT	TITLE	BUDGET	PERIOD EXPENDITURES	ENCUMBRANCES OUTSTANDING	YEAR TO DATE ENC + EXP	AVAILABLE BALANCE	YTD/ BUD
503121	NETWK CLOSET ACCESS-CJIS	400,000.00	11,335.64	110,454.80	210,595.82	189,404.18	.53
TOTAL	MAJOR PROJ 2012 - IT	400,000.00	11,335.64	110,454.80	210,595.82	189,404.18	.53
510120	COUNTY WIDE ROOF PROJECT	1,390,187.53	82,950.23	209,848.60	1,195,409.17	194,778.36	.86
510121	AC NEW SECURITY IT ROOMS	70,000.00	.00	.00	20,679.71	49,320.29	.30
510122	JP3 CARPET INSTALL	57,438.93	.00	.00	57,438.93	.00	1.00
510123	VETERANS REMODEL	6,623.54	.00	.00	6,623.54	.00	1.00
510124	HYAC CONTROLS-JUV/BID MNT	195,750.00	.00	33,766.87	195,750.00	.00	1.00
TOTAL	MAJOR PRO 2012-BUD MNT	1,720,000.00	82,950.23	243,615.47	1,475,901.35	244,098.65	.86
512121	A/C UNIT - JAIL	80,000.00	36,645.50	.00	80,000.00	.00	1.00
TOTAL	CAPITAL PROJ 2012 - JAIL	80,000.00	36,645.50	.00	80,000.00	.00	1.00
TOTAL	CAPITAL PROJECTS	2,200,000.00	130,931.37	354,070.27	1,766,497.17	433,502.83	.80
TOTAL	C/P-CERT OBLIGN 2012	2,200,000.00	130,931.37	354,070.27	1,766,497.17	433,502.83	.80

11/04/19
ACCOUNTING PERIOD: 13/19

MONTGOMERY COUNTY, TEXAS
DEPT/DIV EXPENDITURE SUMMARY

PAGE 49

SELECTION CRITERIA: ALL

FUND - 40013 - C/P-C/O 2012A-\$15,880,000

ACCOUNT	TITLE	BUDGET	PERIOD EXPENDITURES	ENCUMBRANCES OUTSTANDING	YEAR TO DATE ENC + EXP	AVAILABLE BALANCE	YTD/ BUD
6124013	COMMISSIONER PCT 1	525,376.66	.00	.00	359,091.05	166,285.61	.68
TOTAL	COMMISSIONER PCT 1	525,376.66	.00	.00	359,091.05	166,285.61	.68
TOTAL	CAPITAL PROJECTS	525,376.66	.00	.00	359,091.05	166,285.61	.68
TOTAL	C/P-C/O 2012A-\$15,880,000	525,376.66	.00	.00	359,091.05	166,285.61	.68

11/04/19
ACCOUNTING PERIOD: 13/19

MONTGOMERY COUNTY, TEXAS
DEPT/DIV EXPENDITURE SUMMARY

PAGE 50

SELECTION CRITERIA: ALL

FUND - 40014 - C/P P-T TOLL PROJECTS

ACCOUNT	TITLE	BUDGET	PERIOD EXPENDITURES	ENCUMBRANCES OUTSTANDING	YEAR TO DATE ENC + EXP	AVAILABLE BALANCE	YTD/ BUD
61340214	COMMISSIONER PCT 2	5,336,976.50	.00	.00	.00	5,336,976.50	.00
TOTAL	COMMISSIONER PCT 2	5,336,976.50	.00	.00	.00	5,336,976.50	.00
61540214	COMMISSIONER PCT 4	5,336,976.54	.00	.00	.00	5,336,976.54	.00
TOTAL	COMMISSIONER PCT 4	5,336,976.54	.00	.00	.00	5,336,976.54	.00
TOTAL	PUBLIC TRANSPORTATION	10,673,953.04	.00	.00	.00	10,673,953.04	.00
TOTAL	C/P P-T TOLL PROJECTS	10,673,953.04	.00	.00	.00	10,673,953.04	.00

11/04/19
ACCOUNTING PERIOD: 13/19

MONTGOMERY COUNTY, TEXAS
DEPT/DIV EXPENDITURE SUMMARY

PAGE 51

SELECTION CRITERIA: ALL

FUND - 40017 - LOCAL CAPITAL PROJECTS

ACCOUNT	TITLE	BUDGET	PERIOD EXPENDITURES	ENCUMBRANCES OUTSTANDING	YEAR TO DATE ENC + EXP	AVAILABLE BALANCE	YTD/ BUD
4066001	EM - SECURITY SYSTEM	10,000.00	.00	.00	10,000.00	.00	1.00
4066002	EM - RENOVATIONS	30,000.00	27,756.00	.00	27,756.00	2,244.00	.93
TOTAL	CAPITAL PROJ-EMERG MGMT	40,000.00	27,756.00	.00	37,756.00	2,244.00	.94
40912	402 W PHILLIPS PURCHASE	11,000.00	.00	.00	1,000.00	10,000.00	.09
TOTAL	NON-DEPARTMENTAL	11,000.00	.00	.00	1,000.00	10,000.00	.09
4096001	NONDEPT - CO WIDE FACILIT	37,500.00	234.39	2,143.07	35,000.00	2,500.00	.93
TOTAL	CAPITAL PROJ-CO WIDE FAC	37,500.00	234.39	2,143.07	35,000.00	2,500.00	.93
45760001	UP3 FURNISHINGS	838.79	.00	.00	838.79	.00	1.00
TOTAL	CAPITAL PROJ-UP3	838.79	.00	.00	838.79	.00	1.00
46560001	REFLECTIVE TINT (CT HSE)	50,000.00	.00	.00	35,776.00	14,224.00	.72
46560002	BULLETPROOF GLASS/REINFOR	175,000.00	.00	.00	.00	175,000.00	.00
TOTAL	CAPITAL PROJ-COURT OPER	225,000.00	.00	.00	35,776.00	189,224.00	.16
49760001	TREASURER EQUIPMENT	10,000.00	.00	.00	3,806.78	6,193.22	.38
TOTAL	CAPITAL PROJ-TREASURER	10,000.00	.00	.00	3,806.78	6,193.22	.38
4996001	TAX OFFICE CIP	198,709.03	.00	.00	.00	198,709.03	.00
TOTAL	CAPITAL PROJ-TAX OFFICE	198,709.03	.00	.00	.00	198,709.03	.00
50360001	ICAC EVIDENCE STORAGE	495,000.00	.00	.00	493,564.56	1,435.44	1.00
50360002	COMPELLANT STORAGE-LOCAL	587,461.00	.00	.00	159,414.28	428,046.72	.27
50360003	IT SECURITY SYSTEM	190,000.00	1,944.78	893.06	106,034.12	83,965.88	.56
50360004	IT SECURITY PROJ 2	200,000.00	.00	85,673.88	85,673.88	114,326.12	.43
50360005	ENTERPRISE RESOURCE PLAN	3,071,825.93	.00	.00	.00	3,071,825.93	.00
TOTAL	CAPITAL PROJ-IT	4,544,286.93	1,944.78	86,566.94	844,686.84	3,699,600.09	.19
51083	DISTRICT 2 SHERIFF BLDG	1,573,828.97	.00	2,925.00	2,925.00	1,570,903.97	.00
51084	SPRING CREEK REMODEL, PCT3	250,000.00	.00	.00	244,626.88	5,373.12	.98
51089	EXTENSION OFFICE PARKING	828,188.30	551.08	430,318.57	808,671.30	19,517.00	.98
TOTAL	BLDG MAINT/CONSTRUCTION	2,652,017.27	551.08	433,243.57	1,056,223.18	1,595,794.09	.40
51060001	284th ADA REMODEL	41,000.00	.00	18.75	27,881.95	13,118.05	.68
51060006	ELECTIONS REMODEL	58,332.04	.00	.78	58,332.04	.00	1.00
51060011	COUNTY WIDE ROOF MGMT	160,370.07	.00	89,956.00	14,730.70	145,639.37	.09
51060012	HVAC CTRLS CDBG/LIBRARIES	215,094.92	.00	.00	215,094.92	.00	1.00
51060013	ERP BUIDL OUT	894.92	.00	.00	350.14	544.78	.39
51060015	COUNTY ATTORNEY BUIDL OUT	18,635.76	.00	.00	18,635.76	.00	1.00
50660001	RADIO TOWER	2,936,689.54	.00	1,872,029.86	2,459,816.76	476,872.78	.84
TOTAL	CAPITAL PROJ-BLDG MAINT	3,431,017.25	.00	1,962,005.39	2,794,842.27	636,174.98	.81
5136001	LONE STAR FLOOR/PARTITION	50,000.00	.00	.00	.00	50,000.00	.00
TOTAL	CIVIC CENTER CAPITAL IMPR	50,000.00	.00	.00	.00	50,000.00	.00
51360001	EXPO/EQUESTRIAN AUDIO UPG	261,717.00	.00	261,717.00	261,717.00	.00	1.00
TOTAL	CAPITAL PROJ-CIVIC CENTER	261,717.00	.00	261,717.00	261,717.00	.00	1.00

RUN DATE 11/04/19 TIME 08:11:33

- LIVE DATA BASE/COUNTY AUD

11/04/19
ACCOUNTING PERIOD: 13/19

MONTGOMERY COUNTY, TEXAS
DEPT/DIV EXPENDITURE SUMMARY

PAGE 52

SELECTION CRITERIA: ALL

FUND - 40017 - LOCAL CAPITAL PROJECTS

ACCOUNT	TITLE	BUDGET	PERIOD EXPENDITURES	ENCUMBRANCES OUTSTANDING	YEAR TO DATE ENC + EXP	AVAILABLE BALANCE	YTD/ BUD
55160001	GENERATOR W/MAINTENANCE	28,884.00	.00	.00	28,884.00	.00	1.00
TOTAL	CAPITAL PROJ CONSTABLE 1	28,884.00	.00	.00	28,884.00	.00	1.00
6136001	DISTRICT 4 SUBSTATION	2,400,000.00	.00	1,131,523.00	1,131,523.00	1,268,477.00	.47
TOTAL	CAPITAL PROJ-DIST4 SUBSTA	2,400,000.00	.00	1,131,523.00	1,131,523.00	1,268,477.00	.47
63060001	FORENSICS CENTER	4,100,000.00	7,061.50	1,190,900.00	1,261,515.00	2,838,485.00	.31
TOTAL	CAPITAL PROJ-FORENSICS	4,100,000.00	7,061.50	1,190,900.00	1,261,515.00	2,838,485.00	.31
TOTAL	CAPITAL PROJECTS	17,990,970.27	37,547.75	5,068,098.97	7,493,568.86	10,497,401.41	.42
TOTAL	LOCAL CAPITAL PROJECTS	17,990,970.27	37,547.75	5,068,098.97	7,493,568.86	10,497,401.41	.42

11/04/19
ACCOUNTING PERIOD: 13/19

MONTGOMERY COUNTY, TEXAS
DEPT/DIV EXPENDITURE SUMMARY

PAGE 53

SELECTION CRITERIA: ALL

FUND - 40018 - C/P ROAD BONDS 2016, \$60M

ACCOUNT	TITLE	BUDGET	PERIOD EXPENDITURES	ENCUMBRANCES OUTSTANDING	YEAR TO DATE ENC + EXP	AVAILABLE BALANCE	YTD/ BUD
6124014	COMMISSIONER PCT 1	1,036,682.49	30,154.70	496,471.00	763,239.13	273,443.36	.74
TOTAL	COMMISSIONER PCT 1	1,036,682.49	30,154.70	496,471.00	763,239.13	273,443.36	.74
6134014	COMMISSIONER PCT 2	2,316,736.75	4,260.00	413,150.75	1,922,724.24	394,012.51	.83
TOTAL	COMMISSIONER PCT 2	2,316,736.75	4,260.00	413,150.75	1,922,724.24	394,012.51	.83
6144014	COMMISSIONER PCT 3	1,668,587.52	.00	154,467.96	1,011,308.43	657,279.09	.61
TOTAL	COMMISSIONER PCT 3	1,668,587.52	.00	154,467.96	1,011,308.43	657,279.09	.61
6154014	COMMISSIONER PCT 4	5,162,795.46	85,588.24	2,751,250.44	4,801,346.17	361,449.29	.93
TOTAL	COMMISSIONER PCT 4	5,162,795.46	85,588.24	2,751,250.44	4,801,346.17	361,449.29	.93
TOTAL	CAPITAL PROJECTS	10,184,802.22	120,002.94	3,815,340.15	8,498,617.97	1,686,184.25	.83
TOTAL	C/P ROAD BONDS 2016, \$60M	10,184,802.22	120,002.94	3,815,340.15	8,498,617.97	1,686,184.25	.83

11/04/19
ACCOUNTING PERIOD: 13/19

MONTGOMERY COUNTY, TEXAS
DEPT/DIV EXPENDITURE SUMMARY

PAGE 54

SELECTION CRITERIA: ALL

FUND - 40019 - C/P ROAD BONDS 2016A

ACCOUNT	TITLE	BUDGET	PERIOD EXPENDITURES	ENCUMBRANCES OUTSTANDING	YEAR TO DATE ENC + EXP	AVAILABLE BALANCE	YTD/ BUD
6124015	COMMISSIONER PCT1	1,171,732.83	18,403.72	338,609.48	921,926.18	249,806.65	.79
TOTAL	COMMISSIONER PCT1	1,171,732.83	18,403.72	338,609.48	921,926.18	249,806.65	.79
6134015	COMMISSIONER PCT 2	4,903,159.77	573,144.95	780,173.27	3,744,569.61	1,158,590.16	.76
TOTAL	COMMISSIONER PCT 2	4,903,159.77	573,144.95	780,173.27	3,744,569.61	1,158,590.16	.76
6144015	COMMISSIONER PCT 3	23,476,928.42	831,549.93	12,313,575.04	23,460,708.89	16,219.53	1.00
TOTAL	COMMISSIONER PCT 3	23,476,928.42	831,549.93	12,313,575.04	23,460,708.89	16,219.53	1.00
6154015	COMMISSIONER PCT 4	10,212,045.89	1,118,080.15	5,100,663.58	9,795,674.46	416,371.43	.96
TOTAL	COMMISSIONER PCT 4	10,212,045.89	1,118,080.15	5,100,663.58	9,795,674.46	416,371.43	.96
TOTAL	CAPITAL PROJECTS	39,763,866.91	2,541,178.75	18,533,021.37	37,922,879.14	1,840,987.77	.95
TOTAL	C/P ROAD BONDS 2016A	39,763,866.91	2,541,178.75	18,533,021.37	37,922,879.14	1,840,987.77	.95

11/04/19
ACCOUNTING PERIOD: 13/19

MONTGOMERY COUNTY, TEXAS
DEPT/DIV EXPENDITURE SUMMARY

PAGE 55

SELECTION CRITERIA: ALL

FUND - 40020 - C/P ROAD BONDS 2018

ACCOUNT	TITLE	BUDGET	PERIOD EXPENDITURES	ENCUMBRANCES OUTSTANDING	YEAR TO DATE ENC + EXP	AVAILABLE BALANCE	YTD/ BUD
6124016	COMMISSIONER PCT1	11,939,273.56	169,162.29	5,656,200.05	11,928,754.22	10,519.34	1.00
TOTAL	COMMISSIONER PCT1	11,939,273.56	169,162.29	5,656,200.05	11,928,754.22	10,519.34	1.00
6134016	COMMISSIONER PCT 2	8,844,320.00	17,953.54	3,194,631.26	7,432,035.20	1,412,284.80	.84
TOTAL	COMMISSIONER PCT 2	8,844,320.00	17,953.54	3,194,631.26	7,432,035.20	1,412,284.80	.84
6144016	COMMISSIONER PCT3	15,074,980.18	144,940.75	1,282,557.26	2,218,889.76	12,856,090.42	.15
TOTAL	COMMISSIONER PCT3	15,074,980.18	144,940.75	1,282,557.26	2,218,889.76	12,856,090.42	.15
6154016	COMMISSIONER PCT4	5,082,132.33	.00	.00	.00	5,082,132.33	.00
TOTAL	COMMISSIONER PCT4	5,082,132.33	.00	.00	.00	5,082,132.33	.00
TOTAL	CAPITAL PROJECTS	40,940,706.07	332,056.58	10,133,388.57	21,579,679.18	19,361,026.89	.53
TOTAL	C/P ROAD BONDS 2018	40,940,706.07	332,056.58	10,133,388.57	21,579,679.18	19,361,026.89	.53

11/04/19
ACCOUNTING PERIOD: 13/19

MONTGOMERY COUNTY, TEXAS
DEPT/DIV EXPENDITURE SUMMARY

PAGE 56

SELECTION CRITERIA: ALL

FUND - 40021 - C/P ROAD BONDS 2018B

ACCOUNT	TITLE	BUDGET	PERIOD EXPENDITURES	ENCUMBRANCES OUTSTANDING	YEAR TO DATE ENC + EXP	AVAILABLE BALANCE	YTD/ BUD
6124017	COMMISSIONER PCT 1	19,000,000.00	1,731,094.80	2,844,366.58	7,817,973.67	11,182,026.33	.41
TOTAL	COMMISSIONER PCT 1	19,000,000.00	1,731,094.80	2,844,366.58	7,817,973.67	11,182,026.33	.41
6134017	COMMISSIONER PCT 2	24,000,000.00	1,092,370.95	10,068,809.92	12,909,886.00	11,090,114.00	.54
TOTAL	COMMISSIONER PCT 2	24,000,000.00	1,092,370.95	10,068,809.92	12,909,886.00	11,090,114.00	.54
6144017	COMMISSIONER PCT 3	3,600,000.00	.00	.00	.00	3,600,000.00	.00
TOTAL	COMMISSIONER PCT 3	3,600,000.00	.00	.00	.00	3,600,000.00	.00
6154017	COMMISSIONER PCT 4	43,000,000.00	.00	20,935.50	48,849.50	42,951,150.50	.00
TOTAL	COMMISSIONER PCT 4	43,000,000.00	.00	20,935.50	48,849.50	42,951,150.50	.00
TOTAL	CAPITAL PROJECTS	89,600,000.00	2,823,465.75	12,934,112.00	20,776,709.17	68,823,290.83	.23
TOTAL	C/P ROAD BONDS 2018B	89,600,000.00	2,823,465.75	12,934,112.00	20,776,709.17	68,823,290.83	.23

11/04/19
ACCOUNTING PERIOD: 13/19

MONTGOMERY COUNTY, TEXAS
DEPT/DIV EXPENDITURE SUMMARY

PAGE 57

SELECTION CRITERIA: ALL

FUND - 500 - TOLL ROAD AUTHORITY

ACCOUNT	TITLE	BUDGET	PERIOD EXPENDITURES	ENCUMBRANCES OUTSTANDING	YEAR TO DATE ENC + EXP	AVAILABLE BALANCE	YTD/ BUD
5	ENTERPRISE FUND	.00	-43,947.74	.00	-22,063,885.42	22,063,885.42	.00
TOTAL	ENTERPRISE FUND	.00	-43,947.74	.00	-22,063,885.42	22,063,885.42	.00
TOTAL	ENTERPRISE FUND	.00	-43,947.74	.00	-22,063,885.42	22,063,885.42	.00
50002	249 TOLL PROJECT	73,416,931.06	4,478,684.59	29,565,307.53	67,172,997.02	6,243,934.04	.91
500020	WETLANDS MITIGATION	87,300.00	.00	.00	.00	87,300.00	.00
TOTAL	249 TOLL PROJECT	73,504,231.06	4,478,684.59	29,565,307.53	67,172,997.02	6,331,234.04	.91
50003	242 TOLL PROJECT	387,851.46	25,093.66	44,723.00	289,325.54	98,525.92	.75
TOTAL	242 TOLL PROJECT	387,851.46	25,093.66	44,723.00	289,325.54	98,525.92	.75
TOTAL	PUBLIC TRANSPORTATION	73,892,082.52	4,503,778.25	29,610,030.53	67,462,322.56	6,429,759.96	.91
TOTAL	TOLL ROAD AUTHORITY	73,892,082.52	4,459,830.51	29,610,030.53	45,398,437.14	28,493,645.38	.61

11/04/19
ACCOUNTING PERIOD: 13/19

MONTGOMERY COUNTY, TEXAS
DEPT/DIV EXPENDITURE SUMMARY

PAGE 58

SELECTION CRITERIA: ALL

FUND - 501 - MCTRA DEBT SERVICE FUND

ACCOUNT	TITLE	BUDGET	PERIOD EXPENDITURES	ENCUMBRANCES OUTSTANDING	YEAR TO DATE ENC + EXP	AVAILABLE BALANCE	YTD/ BUD
50101	SR LIEN REV BONDS 2018	4,467,157.53	.00	.00	2,192,000.00	2,275,157.53	.49
TOTAL	SR LIEN REV BONDS 2018	4,467,157.53	.00	.00	2,192,000.00	2,275,157.53	.49
TOTAL	DEBT SERVICE FUNDS	4,467,157.53	.00	.00	2,192,000.00	2,275,157.53	.49
TOTAL	MCTRA DEBT SERVICE FUND	4,467,157.53	.00	.00	2,192,000.00	2,275,157.53	.49

11/04/19
ACCOUNTING PERIOD: 13/19

MONTGOMERY COUNTY, TEXAS
DEPT/DIV EXPENDITURE SUMMARY

PAGE 59

SELECTION CRITERIA: ALL

FUND - 670 - SELF INSURANCE MEDICAL FD

ACCOUNT	TITLE	BUDGET	PERIOD EXPENDITURES	ENCUMBRANCES OUTSTANDING	YEAR TO DATE ENC + EXP	AVAILABLE BALANCE	YTD/ BUD
4023	EMPLOYEE HEALTH	.00	1,351,899.21	.00	37,269,889.34	-37,269,889.34	.00
4024	RETIREE HEALTH	.00	193,370.40	.00	3,904,831.21	-3,904,831.21	.00
4025	OPTIONAL BENEFITS	.00	.00	.00	1,564,666.91	-1,564,666.91	.00
4028	COBRA COVERAGE	.00	17.76	.00	61,723.82	-61,723.82	.00
4029	EMPLOYEE LIFE	.00	.00	.00	146,578.34	-146,578.34	.00
TOTAL	RISK MANAGEMENT	.00	1,545,287.37	.00	42,947,689.62	-42,947,689.62	.00
TOTAL	GENERAL ADMINISTRATION	.00	1,545,287.37	.00	42,947,689.62	-42,947,689.62	.00
TOTAL	SELF INSURANCE MEDICAL FD	.00	1,545,287.37	.00	42,947,689.62	-42,947,689.62	.00

11/04/19

ACCOUNTING PERIOD: 13/19

SELECTION CRITERIA: ALL

FUND - 671 - SELF INSURANCE W/C FUND

MONTGOMERY COUNTY, TEXAS
DEPT/DIV EXPENDITURE SUMMARY

PAGE 60

ACCOUNT	TITLE	BUDGET	PERIOD EXPENDITURES	ENCUMBRANCES OUTSTANDING	YEAR TO DATE ENC + EXP	AVAILABLE BALANCE	YTD/ BUD
40210	RISK MGT-WORKERS COMP	.00	14,560.00	.00	1,209,193.65	-1,209,193.65	.00
TOTAL	RISK MANAGEMENT	.00	14,560.00	.00	1,209,193.65	-1,209,193.65	.00
TOTAL	GENERAL ADMINISTRATION	.00	14,560.00	.00	1,209,193.65	-1,209,193.65	.00
TOTAL	SELF INSURANCE W/C FUND	.00	14,560.00	.00	1,209,193.65	-1,209,193.65	.00

11/04/19
ACCOUNTING PERIOD: 13/19

MONTGOMERY COUNTY, TEXAS
DEPT/DIV EXPENDITURE SUMMARY

PAGE 61

SELECTION CRITERIA: ALL

FUND - 672 - SELF INS ACCIDENT AND LIAB

ACCOUNT	TITLE	BUDGET	PERIOD EXPENDITURES	ENCUMBRANCES OUTSTANDING	YEAR TO DATE ENC + EXP	AVAILABLE BALANCE	YTD/ BUD
40220	RISK MGT-PROP/CASULTY/LIAB	.00	24,375.86	118,902.25	2,467,353.46	-2,467,353.46	.00
TOTAL	RISK MANAGEMENT	.00	24,375.86	118,902.25	2,467,353.46	-2,467,353.46	.00
TOTAL	GENERAL ADMINISTRATION	.00	24,375.86	118,902.25	2,467,353.46	-2,467,353.46	.00
6	INTERNAL SERVICE FUND	26,967.00	.00	.00	.00	26,967.00	.00
TOTAL	INTERNAL SERVICE FUND	26,967.00	.00	.00	.00	26,967.00	.00
TOTAL	INTERNAL SERVICE FUND	26,967.00	.00	.00	.00	26,967.00	.00
TOTAL	SELF INS ACCIDENT AND LIAB	26,967.00	24,375.86	118,902.25	2,467,353.46	-2,440,386.46	91.50

11/04/19
ACCOUNTING PERIOD: 13/19

MONTGOMERY COUNTY, TEXAS
DEPT/DIV EXPENDITURE SUMMARY

PAGE 62

SELECTION CRITERIA: ALL

FUND - 673 - WELLNESS CLINIC

ACCOUNT	TITLE	BUDGET	PERIOD EXPENDITURES	ENCUMBRANCES OUTSTANDING	YEAR TO DATE ENC + EXP	AVAILABLE BALANCE	YTD/ BUD
4026	WELLNESS CLINIC	.00	-71,777.72	.00	1,347,980.48	-1,347,980.48	.00
TOTAL	RISK MANAGEMENT	.00	-71,777.72	.00	1,347,980.48	-1,347,980.48	.00
TOTAL	GENERAL ADMINISTRATION	.00	-71,777.72	.00	1,347,980.48	-1,347,980.48	.00
TOTAL	WELLNESS CLINIC	.00	-71,777.72	.00	1,347,980.48	-1,347,980.48	.00
TOTAL REPORT		790,177,337.73	26,917,793.38	96,805,675.23	617,991,076.86	172,186,258.87	.78

11/04/19
ACCOUNTING PERIOD: 2/20

MONTGOMERY COUNTY, TEXAS
DEPT/DIV REVENUE SUMMARY

PAGE 1

SELECTION CRITERIA: ALL

FUND - 110 - GENERAL FUND

ACCOUNT	TITLE	BUDGET	PERIOD RECEIPTS	RECEIVABLES	YEAR TO DATE REVENUE	BALANCE	YTD/ BUD
1	GENERAL FUND	209,072,348.35	.00	.00	227,659.82	208,844,688.53	.00
TOTAL	GENERAL FUND	209,072,348.35	.00	.00	227,659.82	208,844,688.53	.00
TOTAL	GENERAL FUND	209,072,348.35	.00	.00	227,659.82	208,844,688.53	.00
601	PERMITS	575,000.00	.00	.00	46,300.00	528,700.00	.08
TOTAL	PERMITS	575,000.00	.00	.00	46,300.00	528,700.00	.08
TOTAL	GENERAL ADMINISTRATION	575,000.00	.00	.00	46,300.00	528,700.00	.08
4095	ECONOMIC DEVELOPMENT	2,390,174.00	.00	.00	.00	2,390,174.00	.00
TOTAL	NON-DEPARTMENTAL	2,390,174.00	.00	.00	.00	2,390,174.00	.00
499	TAX ASSESSOR/COLLECTOR	5,504,704.00	.00	.00	118,357.80	5,386,346.20	.02
4991	TAX A/C-VEH INV TAX	16,276.00	.00	.00	.00	16,276.00	.00
4992	TAX A/C-RENDITION PENALTY	6,000.00	.00	.00	.00	6,000.00	.00
4995	TAX A/C-ECONOMIC DEVELOP-	.00	.00	.00	1,000.00	-1,000.00	.00
TOTAL	TAX ASSESSOR/COLLECTOR	5,526,980.00	.00	.00	119,357.80	5,407,622.20	.02
TOTAL	FINANCIAL ADMINISTRATION	7,917,154.00	.00	.00	119,357.80	7,797,796.20	.02
6511	MEMORIAL LIBRARY	90,000.00	.00	.00	7,430.84	82,569.16	.08
TOTAL	MEMORIAL LIBRARY	90,000.00	.00	.00	7,430.84	82,569.16	.08
6611	HIST COMM DONATIONS	.00	.00	.00	120.00	-120.00	.00
TOTAL	HIST COMM DONATIONS	.00	.00	.00	120.00	-120.00	.00
TOTAL	CULTURE AND RECREATION	90,000.00	.00	.00	7,550.84	82,449.16	.08
513	CONVENTION CENTER COMPLEX	1,345,000.00	.00	.00	61,131.73	1,283,868.27	.05
TOTAL	CONVENTION CENTER COMPLEX	1,345,000.00	.00	.00	61,131.73	1,283,868.27	.05
TOTAL	FACILITIES	1,345,000.00	.00	.00	61,131.73	1,283,868.27	.05
6303	FORENSIC SERVICES	151,250.00	.00	.00	8,479.00	142,771.00	.06
TOTAL	MEDICAL HEALTH	151,250.00	.00	.00	8,479.00	142,771.00	.06
633	ANIMAL CONTROL	130,000.00	.00	.00	21,670.00	108,330.00	.17
TOTAL	ANIMAL CONTROL	130,000.00	.00	.00	21,670.00	108,330.00	.17
63311	ANIMAL SHELTER DONATIONS	.00	.00	.00	5,200.08	-5,200.08	.00
63318	ANIMAL SHELTER WELLNESS	.00	.00	.00	1,171.50	-1,171.50	.00
TOTAL	ANIMAL SHELTER	.00	.00	.00	6,371.58	-6,371.58	.00
TOTAL	HEALTH AND WELFARE	281,250.00	.00	.00	36,520.58	244,729.42	.13
426	COUNTY COURT AT LAW #1	84,000.00	.00	.00	.00	84,000.00	.00
TOTAL	COUNTY COURT AT LAW #1	84,000.00	.00	.00	.00	84,000.00	.00
427	COUNTY COURT AT LAW #2	84,000.00	.00	.00	.00	84,000.00	.00

RUN DATE 11/04/19 TIME 08:15:45

- LIVE DATA BASE/COUNTY AUD

11/04/19
ACCOUNTING PERIOD: 2/20

MONTGOMERY COUNTY, TEXAS
DEPT/DIV REVENUE SUMMARY

PAGE 2

SELECTION CRITERIA: ALL

FUND - 110 - GENERAL FUND

ACCOUNT	TITLE	BUDGET	PERIOD RECEIPTS	RECEIVABLES	YEAR TO DATE REVENUE	BALANCE	YTD/ BUD
TOTAL	COUNTY COURT AT LAW #2	84,000.00	.00	.00	.00	84,000.00	.00
429	COUNTY COURT AT LAW #3	84,000.00	.00	.00	.00	84,000.00	.00
TOTAL	COUNTY COURT AT LAW #3	84,000.00	.00	.00	.00	84,000.00	.00
430	COUNTY COURT AT LAW #4	84,000.00	.00	.00	.00	84,000.00	.00
TOTAL	COUNTY COURT AT LAW #4	84,000.00	.00	.00	.00	84,000.00	.00
431	COUNTY COURT AT LAW #5	84,000.00	.00	.00	.00	84,000.00	.00
TOTAL	COUNTY COURT AT LAW #5	84,000.00	.00	.00	.00	84,000.00	.00
4351	DISTRICT ATTORNEY	90,000.00	.00	.00	.00	90,000.00	.00
435111	DA NO REFUSAL GRANT	143,460.01	.00	.00	.00	143,460.01	.00
435152	DA VICTIM COORD 20/21	163,766.20	.00	.00	.00	163,766.20	.00
4354	D. A. STATE FUNDS	33,501.12	.00	.00	.00	33,501.12	.00
TOTAL	DISTRICT ATTORNEY	430,727.33	.00	.00	.00	430,727.33	.00
4571	JP NO 3-TCID CONTRACT	58,585.00	.00	.00	.00	58,585.00	.00
TOTAL	JUSTICE OF PEACE PCT 3	58,585.00	.00	.00	.00	58,585.00	.00
TOTAL	JUDICIAL	909,312.33	.00	.00	.00	909,312.33	.00
4771	ALTERNATE DISPUTE RESLN	150,000.00	.00	.00	.00	150,000.00	.00
TOTAL	ALTERNATE DISPUTE RESLN	150,000.00	.00	.00	.00	150,000.00	.00
TOTAL	LEGAL SERVICES	150,000.00	.00	.00	.00	150,000.00	.00
5434	FIRE MARSHAL - INSPECTION	999,318.00	.00	.00	147,911.05	851,406.95	.15
TOTAL	FIRE MARSHAL	999,318.00	.00	.00	147,911.05	851,406.95	.15
5512	CONSTABLE 1-SUBA SUB UNIT	250,165.00	.00	.00	.00	250,165.00	.00
55113	CONSTABLE 1-WISD SUB UNIT	595,938.00	.00	.00	.00	595,938.00	.00
551131	CONST 1-WISD TRUANCY SUBU	107,517.00	.00	.00	.00	107,517.00	.00
55115	CONST PCT 1 SALE/COMM	.00	.00	.00	400.00	-400.00	.00
TOTAL	CONSTABLE PCT 1	953,620.00	.00	.00	400.00	953,220.00	.00
55118	STEP COMPREHENSIVE	11,912.80	.00	.00	.00	11,912.80	.00
TOTAL	CONSTABLE PCT 1	11,912.80	.00	.00	.00	11,912.80	.00
55215	CONST PCT 2 SALE/COMM	.00	.00	.00	550.00	-550.00	.00
TOTAL	CONSTABLE PCT 2	.00	.00	.00	550.00	-550.00	.00
55312	CONSTABLE 3-RMUD SUB UNIT	711,478.00	.00	.00	.00	711,478.00	.00
55313	CON 3-TWNSH-INTERMT CRIME	92,591.00	.00	.00	.00	92,591.00	.00
55314	CONSTABLE 3/MUD 94 UNIT	268,000.00	.00	.00	.00	268,000.00	.00
55316	CONSTABLE 3-SAFE HARBOR	190,152.00	.00	.00	.00	190,152.00	.00
55318	CONSTABLE 3-SPRING CRK UD	516,187.00	.00	.00	.00	516,187.00	.00
TOTAL	CONSTABLE PCT 3	1,778,408.00	.00	.00	.00	1,778,408.00	.00
55411	CONST 4-RIVERWALK POA	76,702.00	.00	.00	.00	76,702.00	.00

RUN DATE 11/04/19 TIME 08:15:45

- LIVE DATA BASE/COUNTY AUD

SELECTION CRITERIA: ALL

FUND - 110 - GENERAL FUND

ACCOUNT	TITLE	BUDGET	PERIOD RECEIPTS	RECEIVABLES	YEAR TO DATE REVENUE	BALANCE	YTD/ BUD
TOTAL	CONSTABLE PCT 4	76,702.00	.00	.00	.00	76,702.00	.00
554171	STEP COMPREHENSIVE	11,977.44	.00	.00	.00	11,977.44	.00
TOTAL	CONSTABLE PCT 4	11,977.44	.00	.00	.00	11,977.44	.00
55512	CONST 5-MAG ISD SUB UNIT	1,476,037.00	.00	.00	22,662.40	1,453,374.60	.02
55515	CONST PCT 5 SALE/COMM	.00	.00	.00	325.00	-325.00	.00
TOTAL	CONSTABLE PCT 5	1,476,037.00	.00	.00	22,987.40	1,453,049.60	.02
55518	STEP COMPREHENSIVE	11,972.12	.00	.00	.00	11,972.12	.00
TOTAL	CONSTABLE PCT 5	11,972.12	.00	.00	.00	11,972.12	.00
5601	SHERIFF	70,000.00	.00	.00	2,797.00	67,203.00	.04
56011	SHERIFF-RECORDS/REPORTING	850,000.00	.00	.00	62,280.00	787,720.00	.07
5601224	STEP COMPREHENSIVE	104,631.00	.00	.00	.00	104,631.00	.00
5601533	SO-FBI-HVC TASK FORCE	18,649.00	.00	.00	.00	18,649.00	.00
560161	SHERIFF/9-1-1 SERVICES	1,354,666.00	.00	.00	21,858.26	1,332,807.74	.02
560163	SHERIFF/MTG CTY RADIO SYS	103,000.00	.00	.00	.00	103,000.00	.00
560174	CRIME VICTIM COORD 20-22	235,841.00	.00	.00	.00	235,841.00	.00
TOTAL	S/O-HOMICIDE/VIOLENT CRM	235,841.00	.00	.00	.00	235,841.00	.00
56018	SHERIFF/ACADEMY	7,500.00	.00	.00	235.00	7,265.00	.03
56019	SHERIFF/CRIME LAB	21,000.00	.00	.00	1,420.00	19,580.00	.07
56022	WALDEN SUB-UNIT	151,240.00	.00	.00	.00	151,240.00	.00
56023	TOWN CENTER SUB-UNIT	9,356,453.00	.00	.00	.00	9,356,453.00	.00
560231	TOWN CENTER - SAFE HARBOR	94,056.00	.00	.00	.00	94,056.00	.00
56024	SHERIFF/WESTWOOD MAG ID	327,726.00	.00	.00	.00	327,726.00	.00
56025	SOUTH MONT CNTY MUD	552,437.00	.00	.00	8,761.71	543,675.29	.02
56027	SHERIFF MUD 113	240,969.00	.00	.00	.00	240,969.00	.00
TOTAL	SHERIFF	13,488,168.00	.00	.00	97,351.97	13,390,816.03	.01
5711	JUVENILE PROBATION-ADM	125,000.00	.00	.00	1,366.00	123,634.00	.01
TOTAL	JUVENILE PROBATION	125,000.00	.00	.00	1,366.00	123,634.00	.01
57211	ADULT PROB/BOND SUPERVISI	.00	.00	.00	20,768.99	-20,768.99	.00
57221	ADULT PROBATION SUPERVISI	.00	.00	.00	117,708.25	-117,708.25	.00
57251	ADULT PROB/COMMUNITY CORRC	.00	.00	.00	25,491.49	-25,491.49	.00
57271	ADULT PROB/MENTAL IMPAIR	.00	.00	.00	5,033.17	-5,033.17	.00
57281	IN-HOUSE COUNSELOR	.00	.00	.00	2,003.29	-2,003.29	.00
57291	PRE-TRIAL DIVERSION	.00	.00	.00	2,797.84	-2,797.84	.00
TOTAL	ADULT PROBATION	.00	.00	.00	173,803.03	-173,803.03	.00
TOTAL	PUBLIC SAFETY	18,933,115.36	.00	.00	444,369.45	18,488,745.91	.02
6231	AIRPORT MAINTENANCE	600,000.00	.00	.00	23,547.60	576,452.40	.04
623141	CUSTOMS OPERATIONS	85,000.00	.00	.00	6,901.55	78,098.45	.08
TOTAL	CUSTOMS	85,000.00	.00	.00	6,901.55	78,098.45	.08
TOTAL	AIRPORT	685,000.00	.00	.00	30,449.15	654,550.85	.04

11/04/19
ACCOUNTING PERIOD: 2/20

MONTGOMERY COUNTY, TEXAS
DEPT/DIV REVENUE SUMMARY

PAGE 4

SELECTION CRITERIA: ALL

FUND - 110 - GENERAL FUND

ACCOUNT	TITLE	BUDGET	PERIOD RECEIPTS	RECEIVABLES	YEAR TO DATE REVENUE	BALANCE	YTD/ BUD
TOTAL	PUBLIC TRANSPORTATION	685,000.00	.00	.00	30,449.15	654,550.85	.04
TOTAL	GENERAL FUND	239,958,180.04	.00	.00	973,339.37	238,984,840.67	.00

11/04/19
ACCOUNTING PERIOD: 2/20

MONTGOMERY COUNTY, TEXAS
DEPT/DIV REVENUE SUMMARY

PAGE 5

SELECTION CRITERIA: ALL

FUND - 211 - ATTY ADMINISTRATION

ACCOUNT	TITLE	BUDGET	PERIOD RECEIPTS	RECEIVABLES	YEAR TO DATE REVENUE	BALANCE	YTD/ BUD
4352	D A HOT CHECKS	50.00	.00	.00	.00	50.00	.00
TOTAL	DISTRICT ATTORNEY	50.00	.00	.00	.00	50.00	.00
4752	CTY ATTY WORTHLESS CHECKS	4,500.00	.00	.00	410.00	4,090.00	.09
TOTAL	COUNTY ATTORNEY	4,500.00	.00	.00	410.00	4,090.00	.09
TOTAL	GENERAL ADMINISTRATION	4,550.00	.00	.00	410.00	4,140.00	.09
TOTAL	ATTY ADMINISTRATION	4,550.00	.00	.00	410.00	4,140.00	.09

11/04/19
ACCOUNTING PERIOD: 2/20

SELECTION CRITERIA: ALL

FUND - 212 - FORFEITURES

MONTGOMERY COUNTY, TEXAS
DEPT/DIV REVENUE SUMMARY

PAGE 6

ACCOUNT	TITLE	BUDGET	PERIOD RECEIPTS	RECEIVABLES	YEAR TO DATE REVENUE	BALANCE	YTD/ BUD
4353	D A FORFEITURES	211,543.00	.00	.00	.00	211,543.00	.00
TOTAL	DISTRICT ATTORNEY	211,543.00	.00	.00	.00	211,543.00	.00
5513	CONSTABLE #1-FORFEITURES	3,000.00	.00	.00	.00	3,000.00	.00
TOTAL	CONSTABLE PCT 1	3,000.00	.00	.00	.00	3,000.00	.00
5522	CONSTBL 2 STATE FORFEITURE	8,000.00	.00	.00	.00	8,000.00	.00
TOTAL	CONSTABLE PCT 2	8,000.00	.00	.00	.00	8,000.00	.00
5532	CONSTBL # 3 FORFEITURES	14,000.00	.00	.00	.00	14,000.00	.00
TOTAL	CONSTABLE PCT 3	14,000.00	.00	.00	.00	14,000.00	.00
5542	CONSTBL # 4 FORFEITURES	19,500.00	.00	.00	.00	19,500.00	.00
TOTAL	CONSTABLE PCT 4	19,500.00	.00	.00	.00	19,500.00	.00
5552	CONSTABLE PCT 5-FORFEITUR	25,000.00	.00	.00	.00	25,000.00	.00
TOTAL	CONSTABLE PCT 5	25,000.00	.00	.00	.00	25,000.00	.00
5604	SHERIFF FORFEITURES	361,000.00	.00	.00	.00	361,000.00	.00
5604731	SHER MOCONNET FORFEITURES	275,000.00	.00	.00	.00	275,000.00	.00
TOTAL	SHERIFF	636,000.00	.00	.00	.00	636,000.00	.00
TOTAL	PUBLIC SAFETY	917,043.00	.00	.00	.00	917,043.00	.00
TOTAL	FORFEITURES	917,043.00	.00	.00	.00	917,043.00	.00

11/04/19
ACCOUNTING PERIOD: 2/20

MONTGOMERY COUNTY, TEXAS
DEPT/DIV REVENUE SUMMARY

PAGE 7

SELECTION CRITERIA: ALL

FUND - 215 - JURY

ACCOUNT	TITLE	BUDGET	PERIOD RECEIPTS	RECEIVABLES	YEAR TO DATE REVENUE	BALANCE	YTD/ BUD
2	SPECIAL REVENUE FUNDS	760,500.00	.00	.00	.00	760,500.00	.00
TOTAL	SPECIAL REVENUE FUNDS	760,500.00	.00	.00	.00	760,500.00	.00
TOTAL	SPECIAL REVENUE FUNDS	760,500.00	.00	.00	.00	760,500.00	.00
4381	284TH D C-2ND REGION CONT	111,433.00	.00	.00	.00	111,433.00	.00
TOTAL	284TH DISTRICT COURT	111,433.00	.00	.00	.00	111,433.00	.00
465	COURT OPERATIONS	781,500.00	.00	.00	500.00	781,000.00	.00
TOTAL	COURT OPERATIONS	781,500.00	.00	.00	500.00	781,000.00	.00
4652	DRUG COURT	200,000.00	.00	.00	15,351.06	184,648.94	.08
TOTAL	DRUG COURT	200,000.00	.00	.00	15,351.06	184,648.94	.08
46521	DRUG COURT-DWI COURT	150,000.00	.00	.00	11,750.00	138,250.00	.08
TOTAL	DRUG COURT-DWI COURT	150,000.00	.00	.00	11,750.00	138,250.00	.08
TOTAL	JUDICIAL	1,242,933.00	.00	.00	27,601.06	1,215,331.94	.02
TOTAL	JURY	2,003,433.00	.00	.00	27,601.06	1,975,831.94	.01

11/04/19
ACCOUNTING PERIOD: 2/20

MONTGOMERY COUNTY, TEXAS
DEPT/DIV REVENUE SUMMARY

PAGE 8

SELECTION CRITERIA: ALL

FUND - 216 - ROAD AND BRIDGE

ACCOUNT	TITLE	BUDGET	PERIOD RECEIPTS	RECEIVABLES	YEAR TO DATE REVENUE	BALANCE	YTD/ BUD
2	SPECIAL REVENUE FUNDS	37,857,570.00	.00	.00	676,630.83	37,180,939.17	.02
TOTAL	SPECIAL REVENUE FUNDS	37,857,570.00	.00	.00	676,630.83	37,180,939.17	.02
TOTAL	SPECIAL REVENUE FUNDS	37,857,570.00	.00	.00	676,630.83	37,180,939.17	.02
6142	RECYCLE STATION-PCT 3	.00	.00	.00	13,460.00	-13,460.00	.00
TOTAL	COMMISSIONER PCT 3	.00	.00	.00	13,460.00	-13,460.00	.00
TOTAL	CONSERVATION	.00	.00	.00	13,460.00	-13,460.00	.00
61380	MONT CO PCT2 PARKS	.00	.00	.00	2,300.00	-2,300.00	.00
TOTAL	PCT 2 FACILITIES	.00	.00	.00	2,300.00	-2,300.00	.00
TOTAL	COMMISSIONER PCT 2	.00	.00	.00	2,300.00	-2,300.00	.00
61480	SOUTH COUNTY COMM CENTER	.00	.00	.00	8,110.00	-8,110.00	.00
TOTAL	PCT 3 PARKS AND COMM CEN	.00	.00	.00	8,110.00	-8,110.00	.00
TOTAL	COMMISSIONER PCT 3	.00	.00	.00	8,110.00	-8,110.00	.00
61580	EAST MC SENIOR CENTER	.00	.00	.00	800.00	-800.00	.00
TOTAL	PCT 4 PARKS AND COMM CENT	.00	.00	.00	800.00	-800.00	.00
TOTAL	COMMISSIONER PCT 4	.00	.00	.00	800.00	-800.00	.00
TOTAL	FACILITIES	.00	.00	.00	11,210.00	-11,210.00	.00
612	COMMISSIONER PCT 1	.00	.00	.00	19,519.00	-19,519.00	.00
TOTAL	COMMISSIONER PCT 1	.00	.00	.00	19,519.00	-19,519.00	.00
613	COMMISSIONER PCT 2	.00	.00	.00	2,853.96	-2,853.96	.00
TOTAL	COMMISSIONER PCT 2	.00	.00	.00	2,853.96	-2,853.96	.00
614	COMMISSIONER PCT 3	.00	.00	.00	530.00	-530.00	.00
TOTAL	COMMISSIONER PCT 3	.00	.00	.00	530.00	-530.00	.00
615	COMMISSIONER PCT 4	.00	.00	.00	18,164.40	-18,164.40	.00
TOTAL	COMMISSIONER PCT 4	.00	.00	.00	18,164.40	-18,164.40	.00
TOTAL	PUBLIC TRANSPORTATION	.00	.00	.00	41,067.36	-41,067.36	.00
TOTAL	ROAD AND BRIDGE	37,857,570.00	.00	.00	742,368.19	37,115,201.81	.02

RUN DATE 11/04/19 TIME 08:15:45

- LIVE DATA BASE/COUNTY AUD

11/04/19
ACCOUNTING PERIOD: 2/20

MONTGOMERY COUNTY, TEXAS
DEPT/DIV REVENUE SUMMARY

PAGE 9

SELECTION CRITERIA: ALL

FUND - 217 - SHERIFF COMMISSARY

ACCOUNT	TITLE	BUDGET	PERIOD RECEIPTS	RECEIVABLES	YEAR TO DATE REVENUE	BALANCE	YTD/ BUD
2	SPECIAL REVENUE FUNDS	899,550.00	.00	.00	.00	899,550.00	.00
TOTAL	SPECIAL REVENUE FUNDS	899,550.00	.00	.00	.00	899,550.00	.00
TOTAL	SPECIAL REVENUE FUNDS	899,550.00	.00	.00	.00	899,550.00	.00
51221	SHERIFF COMMISSARY STAFF	228,787.00	.00	.00	.00	228,787.00	.00
TOTAL	JAIL	228,787.00	.00	.00	.00	228,787.00	.00
TOTAL	PUBLIC SAFETY	228,787.00	.00	.00	.00	228,787.00	.00
TOTAL	SHERIFF COMMISSARY	1,128,337.00	.00	.00	.00	1,128,337.00	.00

11/04/19
ACCOUNTING PERIOD: 2/20

MONTGOMERY COUNTY, TEXAS
DEPT/DIV REVENUE SUMMARY

PAGE 10

SELECTION CRITERIA: ALL

FUND - 218 - MEMORIAL LIBRARY - SPECIA

ACCOUNT	TITLE	BUDGET	PERIOD RECEIPTS	RECEIVABLES	YEAR TO DATE REVENUE	BALANCE	YTD/ BUD
65117	MEMORIAL GIFT GENERAL	.00	.00	.00	200.00	-200.00	.00
65118	GENEALOGY GIFT/RONALD JAC	.00	.00	.00	110.00	-110.00	.00
TOTAL	MEMORIAL LIBRARY	.00	.00	.00	310.00	-310.00	.00
TOTAL	CULTURE AND RECREATION	.00	.00	.00	310.00	-310.00	.00
TOTAL	MEMORIAL LIBRARY - SPECIA	.00	.00	.00	310.00	-310.00	.00

11/04/19
ACCOUNTING PERIOD: 2/20

MONTGOMERY COUNTY, TEXAS
DEPT/DIV REVENUE SUMMARY

PAGE 11

SELECTION CRITERIA: ALL

FUND - 213 - COMMUNITY DEVELOPMENT

ACCOUNT	TITLE	BUDGET	PERIOD RECEIPTS	RECEIVABLES	YEAR TO DATE REVENUE	BALANCE	YTD/ BUD
50	HEALTH AND WELFARE	.00	.00	.00	8,654.97	-8,654.97	.00
TOTAL	HEALTH AND WELFARE	.00	.00	.00	8,654.97	-8,654.97	.00
64204	CDBG YEAR 22	2,559,415.00	.00	.00	.00	2,559,415.00	.00
642612	WILKS BLDG-PROG INC	.00	.00	.00	5,210.00	-5,210.00	.00
6426121	IONESTAR BLDG-PROG INC	.00	.00	.00	1,625.00	-1,625.00	.00
642613	MAGNOLIA BLDG-PROG INC	.00	.00	.00	85.00	-85.00	.00
642615	SPLENDORA BLDG-PROG INC	.00	.00	.00	750.00	-750.00	.00
TOTAL	CDBG/\$1.7MIL-YEAR 1	2,559,415.00	.00	.00	7,670.00	2,551,745.00	.00
64397	HOME YR 17	614,067.00	.00	.00	.00	614,067.00	.00
TOTAL	HOME PROGRAM/\$750K-YR 1	614,067.00	.00	.00	.00	614,067.00	.00
64409	HESG YR 9	220,445.00	.00	.00	.00	220,445.00	.00
TOTAL	CDBG DISASTER REC GRANT	220,445.00	.00	.00	.00	220,445.00	.00
TOTAL	HEALTH AND WELFARE	3,393,927.00	.00	.00	16,324.97	3,377,602.03	.00
TOTAL	COMMUNITY DEVELOPMENT	3,393,927.00	.00	.00	16,324.97	3,377,602.03	.00

11/04/19
ACCOUNTING PERIOD: 2/20

MONTGOMERY COUNTY, TEXAS
DEPT/DIV REVENUE SUMMARY

PAGE 12

SELECTION CRITERIA: ALL

FUND - 221 - LAW LIBRARY

ACCOUNT	TITLE	BUDGET	PERIOD RECEIPTS	RECEIVABLES	YEAR TO DATE REVENUE	BALANCE	YTD/ BUD
2	SPECIAL REVENUE FUNDS	296,041.00	.00	.00	716.55	295,324.45	.00
TOTAL	SPECIAL REVENUE FUNDS	296,041.00	.00	.00	716.55	295,324.45	.00
TOTAL	SPECIAL REVENUE FUNDS	296,041.00	.00	.00	716.55	295,324.45	.00
TOTAL	LAW LIBRARY	296,041.00	.00	.00	716.55	295,324.45	.00

11/04/19
ACCOUNTING PERIOD: 2/20

MONTGOMERY COUNTY, TEXAS
DEPT/DIV REVENUE SUMMARY

PAGE 13

SELECTION CRITERIA: ALL

FUND - 224 - JUVENILE PROBATION-STATE

ACCOUNT	TITLE	BUDGET	PERIOD RECEIPTS	RECEIVABLES	YEAR TO DATE REVENUE	BALANCE	YTD/ BUD
2	SPECIAL REVENUE FUNDS	.00	.00	.00	1,120.00	-1,120.00	.00
TOTAL	SPECIAL REVENUE FUNDS	.00	.00	.00	1,120.00	-1,120.00	.00
TOTAL	SPECIAL REVENUE FUNDS	.00	.00	.00	1,120.00	-1,120.00	.00
TOTAL	JUVENILE PROBATION-STATE	.00	.00	.00	1,120.00	-1,120.00	.00

11/04/19
ACCOUNTING PERIOD: 2/20

MONTGOMERY COUNTY, TEXAS
DEPT/DIV REVENUE SUMMARY

PAGE 14

SELECTION CRITERIA: ALL

FUND - 225 - RECORDS MGMT/PRESERVATION

ACCOUNT	TITLE	BUDGET	PERIOD RECEIPTS	RECEIVABLES	YEAR TO DATE REVENUE	BALANCE	YTD/ BUD
40311	CTY CLK/RECORDS MGMT/PRES	538,309.00	.00	.00	-5,807.66	544,116.66	-.01
TOTAL	COUNTY CLERK	538,309.00	.00	.00	-5,807.66	544,116.66	-.01
TOTAL	GENERAL ADMINISTRATION	538,309.00	.00	.00	-5,807.66	544,116.66	-.01
TOTAL	RECORDS MGMT/PRESERVATION	538,309.00	.00	.00	-5,807.66	544,116.66	-.01

11/04/19
ACCOUNTING PERIOD: 2/20

MONTGOMERY COUNTY, TEXAS
DEPT/DIV REVENUE SUMMARY

PAGE 15

SELECTION CRITERIA: ALL

FUND - 226 - PRE-TRIAL DIVERSION FUND

ACCOUNT	TITLE	BUDGET	PERIOD RECEIPTS	RECEIVABLES	YEAR TO DATE REVENUE	BALANCE	YTD/ BUD
43513	PRE-TRIAL DIVERSION	38,863.00	.00	.00	2,800.00	36,063.00	.07
TOTAL	DISTRICT ATTORNEY	38,863.00	.00	.00	2,800.00	36,063.00	.07
TOTAL	JUDICIAL	38,863.00	.00	.00	2,800.00	36,063.00	.07
TOTAL	PRE-TRIAL DIVERSION FUND	38,863.00	.00	.00	2,800.00	36,063.00	.07

11/04/19
ACCOUNTING PERIOD: 2/20

MONTGOMERY COUNTY, TEXAS
DEPT/DIV REVENUE SUMMARY

PAGE 16

SELECTION CRITERIA: ALL

FUND - 233 - MENTAL HEALTH FACILITY

ACCOUNT	TITLE	BUDGET	PERIOD RECEIPTS	RECEIVABLES	YEAR TO DATE REVENUE	BALANCE	YTD/ BUD
6311	MENTAL HEALTH	16,994,512.00	.00	.00	.00	16,994,512.00	.00
TOTAL	MENTAL HEALTH	16,994,512.00	.00	.00	.00	16,994,512.00	.00
TOTAL	HEALTH AND WELFARE	16,994,512.00	.00	.00	.00	16,994,512.00	.00
TOTAL	MENTAL HEALTH FACILITY	16,994,512.00	.00	.00	.00	16,994,512.00	.00

11/04/19
ACCOUNTING PERIOD: 2/20

MONTGOMERY COUNTY, TEXAS
DEPT/DIV REVENUE SUMMARY

PAGE 17

SELECTION CRITERIA: ALL

FUND - 234 - RECORDS MANAGEMENT COUNTY

ACCOUNT	TITLE	BUDGET	PERIOD RECEIPTS	RECEIVABLES	YEAR TO DATE REVENUE	BALANCE	YTD/ BUD
409310	RECORDS MNGT COUNTY	170,000.00	.00	.00	.00	170,000.00	.00
TOTAL	NON-DEPARTMENTAL	170,000.00	.00	.00	.00	170,000.00	.00
TOTAL	GENERAL ADMINISTRATION	170,000.00	.00	.00	.00	170,000.00	.00
TOTAL	RECORDS MANAGEMENT COUNTY	170,000.00	.00	.00	.00	170,000.00	.00

11/04/19
ACCOUNTING PERIOD: 2/20

MONTGOMERY COUNTY, TEXAS
DEPT/DIV REVENUE SUMMARY

PAGE 18

SELECTION CRITERIA: ALL

FUND - 235 - RECORDS MGMT DIST CLERK

ACCOUNT	TITLE	BUDGET	PERIOD RECEIPTS	RECEIVABLES	YEAR TO DATE REVENUE	BALANCE	YTD/ BUD
450110	RECORDS MGMT DIST CLERK	80,000.00	.00	.00	.00	80,000.00	.00
TOTAL	DISTRICT CLERK	80,000.00	.00	.00	.00	80,000.00	.00
TOTAL	GENERAL ADMINISTRATION	80,000.00	.00	.00	.00	80,000.00	.00
TOTAL	RECORDS MGMT DIST CLERK	80,000.00	.00	.00	.00	80,000.00	.00

11/04/19
ACCOUNTING PERIOD: 2/20

MONTGOMERY COUNTY, TEXAS
DEPT/DIV REVENUE SUMMARY

PAGE 19

SELECTION CRITERIA: ALL

FUND - 237 - DIST CLERK RECORDS PRESER

ACCOUNT	TITLE	BUDGET	PERIOD RECEIPTS	RECEIVABLES	YEAR TO DATE REVENUE	BALANCE	YTD/ BUD
45030	DISTRICT CLERK REC PRESV	40,000.00	.00	.00	.00	40,000.00	.00
TOTAL	DISTRICT CLERK	40,000.00	.00	.00	.00	40,000.00	.00
TOTAL	JUDICIAL	40,000.00	.00	.00	.00	40,000.00	.00
TOTAL	DIST CLERK RECORDS PRESER	40,000.00	.00	.00	.00	40,000.00	.00

11/04/19
ACCOUNTING PERIOD: 2/20

MONTGOMERY COUNTY, TEXAS
DEPT/DIV REVENUE SUMMARY

PAGE 20

SELECTION CRITERIA: ALL

FUND - 238 - COURT GUARDIANSHIP

ACCOUNT	TITLE	BUDGET	PERIOD RECEIPTS	RECEIVABLES	YEAR TO DATE REVENUE	BALANCE	YTD/ BUD
40933	COURT GUARDIANSHIP	30,000.00	.00	.00	.00	30,000.00	.00
TOTAL	NON-DEPARTMENTAL	30,000.00	.00	.00	.00	30,000.00	.00
TOTAL	JUDICIAL	30,000.00	.00	.00	.00	30,000.00	.00
TOTAL	COURT GUARDIANSHIP	30,000.00	.00	.00	.00	30,000.00	.00

11/04/19
ACCOUNTING PERIOD: 2/20

MONTGOMERY COUNTY, TEXAS
DEPT/DIV REVENUE SUMMARY

PAGE 21

SELECTION CRITERIA: ALL

FUND - 239 - COURT REPORTER SVC FUND

ACCOUNT	TITLE	BUDGET	PERIOD RECEIPTS	RECEIVABLES	YEAR TO DATE REVENUE	BALANCE	YTD/ BUD
2	SPECIAL REVENUE FUNDS	40,000.00	.00	.00	.00	40,000.00	.00
TOTAL	SPECIAL REVENUE FUNDS	40,000.00	.00	.00	.00	40,000.00	.00
TOTAL	SPECIAL REVENUE FUNDS	40,000.00	.00	.00	.00	40,000.00	.00
TOTAL	COURT REPORTER SVC FUND	40,000.00	.00	.00	.00	40,000.00	.00

11/04/19
ACCOUNTING PERIOD: 2/20

MONTGOMERY COUNTY, TEXAS
DEPT/DIV REVENUE SUMMARY

SELECTION CRITERIA: ALL

FUND - 240 - COURTHOUSE SECURITY

ACCOUNT	TITLE	BUDGET	PERIOD		YEAR TO DATE	BALANCE	YTD/ BUD
			RECEIPTS	RECEIVABLES	REVENUE		
2	SPECIAL REVENUE FUNDS	300,000.00	.00	.00	.00	300,000.00	.00
TOTAL	SPECIAL REVENUE FUNDS	300,000.00	.00	.00	.00	300,000.00	.00
TOTAL	SPECIAL REVENUE FUNDS	300,000.00	.00	.00	.00	300,000.00	.00
TOTAL	COURTHOUSE SECURITY	300,000.00	.00	.00	.00	300,000.00	.00

ACCOUNT	TITLE	BUDGET	PERIOD RECEIPTS	RECEIVABLES	YEAR TO DATE REVENUE	BALANCE	YTD/ BUD
40336	COURT TECHNOLOGY CNTY/DIS	17,477.00	.00	.00	.00	17,477.00	.00
TOTAL	NON-DEPARTMENTAL	17,477.00	.00	.00	.00	17,477.00	.00
TOTAL	JUDICIAL	17,477.00	.00	.00	.00	17,477.00	.00
TOTAL	COURT TECHNOLOGY CNTY/DIS	17,477.00	.00	.00	.00	17,477.00	.00

11/04/19
ACCOUNTING PERIOD: 2/20

MONTGOMERY COUNTY, TEXAS
DEPT/DIV REVENUE SUMMARY

PAGE 24

SELECTION CRITERIA: ALL

FUND - 243 - JUSTICE CRT TECHNOLOGY

ACCOUNT	TITLE	BUDGET	PERIOD RECEIPTS	RECEIVABLES	YEAR TO DATE REVENUE	BALANCE	YTD/ BUD
2	SPECIAL REVENUE FUNDS	52,000.00	.00	.00	.00	52,000.00	.00
TOTAL	SPECIAL REVENUE FUNDS	52,000.00	.00	.00	.00	52,000.00	.00
TOTAL	SPECIAL REVENUE FUNDS	52,000.00	.00	.00	.00	52,000.00	.00
TOTAL	JUSTICE CRT TECHNOLOGY	52,000.00	.00	.00	.00	52,000.00	.00

11/04/19
ACCOUNTING PERIOD: 2/20

MONTGOMERY COUNTY, TEXAS
DEPT/DIV REVENUE SUMMARY

PAGE 25

SELECTION CRITERIA: ALL

FUND - 244 - JUVENILE CASE MANAGER

ACCOUNT	TITLE	BUDGET	PERIOD RECEIPTS	RECEIVABLES	YEAR TO DATE REVENUE	BALANCE	YTD/ BUD
45512	JP 1-JUVENILE CASE DIV	128,940.00	.00	.00	.00	128,940.00	.00
TOTAL	JUSTICE OF PEACE PCT 1	128,940.00	.00	.00	.00	128,940.00	.00
45612	JP 2-JUVENILE CASE DIV	57,536.00	.00	.00	.00	57,536.00	.00
TOTAL	JUSTICE OF PEACE PCT 2	57,536.00	.00	.00	.00	57,536.00	.00
45712	JP 3-JUVENILE CASE DIV	70,062.00	.00	.00	.00	70,062.00	.00
TOTAL	JUSTICE OF PEACE PCT 3	70,062.00	.00	.00	.00	70,062.00	.00
45812	JP 4-JUVENILE CASE DIV	65,539.00	.00	.00	.00	65,539.00	.00
TOTAL	JUSTICE OF PEACE PCT 4	65,539.00	.00	.00	.00	65,539.00	.00
45912	JP 5-JUVENILE CASE DIV	55,115.00	.00	.00	.00	55,115.00	.00
TOTAL	JUSTICE OF PEACE PCT 5	55,115.00	.00	.00	.00	55,115.00	.00
TOTAL	JUDICIAL	377,192.00	.00	.00	.00	377,192.00	.00
TOTAL	JUVENILE CASE MANAGER	377,192.00	.00	.00	.00	377,192.00	.00

11/04/19
ACCOUNTING PERIOD: 2/20

MONTGOMERY COUNTY, TEXAS
DEPT/DIV REVENUE SUMMARY

PAGE 26

SELECTION CRITERIA: ALL

FUND - 261 - CC VITAL RECORDS PRES FND

ACCOUNT	TITLE	BUDGET	PERIOD RECEIPTS	RECEIVABLES	YEAR TO DATE REVENUE	BALANCE	YTD/ BUD
403261	VITAL RECORDS PRES	18,190.00	.00	.00	.00	18,190.00	.00
TOTAL	COUNTY CLERK	18,190.00	.00	.00	.00	18,190.00	.00
TOTAL	GENERAL ADMINISTRATION	18,190.00	.00	.00	.00	18,190.00	.00
TOTAL	CC VITAL RECORDS PRES FND	18,190.00	.00	.00	.00	18,190.00	.00

11/04/19
ACCOUNTING PERIOD: 2/20

MONTGOMERY COUNTY, TEXAS
DEPT/DIV REVENUE SUMMARY

PAGE 27

SELECTION CRITERIA: ALL

FUND - 358 - MONTG CO DEBT SERVICE

ACCOUNT	TITLE	BUDGET	PERIOD RECEIPTS	RECEIVABLES	YEAR TO DATE REVENUE	BALANCE	YTD/ BUD
3	DEBT SERVICE FUNDS	33,572,609.00	.00	.00	.00	33,572,609.00	.00
TOTAL	DEBT SERVICE FUNDS	33,572,609.00	.00	.00	.00	33,572,609.00	.00
TOTAL	DEBT SERVICE FUNDS	33,572,609.00	.00	.00	.00	33,572,609.00	.00
6927	C/O 2010B BABS-\$23.395 M	397,714.00	.00	.00	.00	397,714.00	.00
TOTAL	C/O 2010B BABS-\$23.395 M	397,714.00	.00	.00	.00	397,714.00	.00
TOTAL	DEBT SERVICE	397,714.00	.00	.00	.00	397,714.00	.00
TOTAL	MONTG CO DEBT SERVICE	33,970,323.00	.00	.00	.00	33,970,323.00	.00

11/04/19

MONTGOMERY COUNTY, TEXAS
DEPT/DIV REVENUE SUMMARY

PAGE 28

ACCOUNTING PERIOD: 2/20

SELECTION CRITERIA: ALL

FUND - 40011 - C/P-REVENUE/TOLL BONDS 10

ACCOUNT	TITLE	BUDGET	PERIOD RECEIPTS	RECEIVABLES	YEAR TO DATE REVENUE	BALANCE	YTD/ BUD
4	CAPITAL PROJECTS FUNDS	.00	.00	.00	-13,136.02	13,136.02	.00
TOTAL	CAPITAL PROJECTS FUNDS	.00	.00	.00	-13,136.02	13,136.02	.00
TOTAL	CAPITAL PROJECTS FUNDS	.00	.00	.00	-13,136.02	13,136.02	.00
TOTAL	C/P-REVENUE/TOLL BONDS 10	.00	.00	.00	-13,136.02	13,136.02	.00

11/04/19
ACCOUNTING PERIOD: 2/20

MONTGOMERY COUNTY, TEXAS
DEPT/DIV REVENUE SUMMARY

PAGE 29

SELECTION CRITERIA: ALL

FUND - 40016 - C/P SHERIFF PROJECTS

ACCOUNT	TITLE	BUDGET	PERIOD RECEIPTS	RECEIVABLES	YEAR TO DATE REVENUE	BALANCE	YTD/ BUD
4	CAPITAL PROJECTS FUNDS	.00	.00	.00	2,600.00	-2,600.00	.00
TOTAL	CAPITAL PROJECTS FUNDS	.00	.00	.00	2,600.00	-2,600.00	.00
TOTAL	CAPITAL PROJECTS FUNDS	.00	.00	.00	2,600.00	-2,600.00	.00
TOTAL	C/P SHERIFF PROJECTS	.00	.00	.00	2,600.00	-2,600.00	.00

11/04/19
ACCOUNTING PERIOD: 2/20

MONTGOMERY COUNTY, TEXAS
DEPT/DIV REVENUE SUMMARY

PAGE 30

SELECTION CRITERIA: ALL

FUND - 670 - SELF INSURANCE MEDICAL FD

ACCOUNT	TITLE	BUDGET	PERIOD RECEIPTS	RECEIVABLES	YEAR TO DATE REVENUE	BALANCE	YTD/ BUD
4023	EMPLOYEE HEALTH	.00	.00	.00	2,262,204.67	-2,262,204.67	.00
4025	OPTIONAL BENEFITS	.00	.00	.00	146,939.97	-146,939.97	.00
4029	EMPLOYEE LIFE	.00	.00	.00	12,437.60	-12,437.60	.00
TOTAL	RISK MANAGEMENT	.00	.00	.00	2,421,582.24	-2,421,582.24	.00
TOTAL	GENERAL ADMINISTRATION	.00	.00	.00	2,421,582.24	-2,421,582.24	.00
TOTAL	SELF INSURANCE MEDICAL FD	.00	.00	.00	2,421,582.24	-2,421,582.24	.00

11/04/19
ACCOUNTING PERIOD: 2/20
MONTGOMERY COUNTY, TEXAS
DEPT/DIV REVENUE SUMMARY

PAGE 31

SELECTION CRITERIA: ALL

FUND - 671 - SELF INSURANCE W/C FUND

ACCOUNT	TITLE	BUDGET	PERIOD RECEIPTS	RECEIVABLES	YEAR TO DATE REVENUE	BALANCE	YTD/ BUD
40210	RISK MGT-WORKERS COMP	.00	.00	.00	718.75	-718.75	.00
TOTAL	RISK MANAGEMENT	.00	.00	.00	718.75	-718.75	.00
TOTAL	GENERAL ADMINISTRATION	.00	.00	.00	718.75	-718.75	.00
TOTAL	SELF INSURANCE W/C FUND	.00	.00	.00	718.75	-718.75	.00

11/04/19
ACCOUNTING PERIOD: 2/20

MONTGOMERY COUNTY, TEXAS
DEPT/DIV REVENUE SUMMARY

PAGE 32

SELECTION CRITERIA: ALL

FUND - 672 - SELF INS ACCIDENT AND LIAB

ACCOUNT	TITLE	BUDGET	PERIOD RECEIPTS	RECEIVABLES	YEAR TO DATE REVENUE	BALANCE	YTD/ BUD
40220	RISK MGT-PROP/CASULTY/LIAB	.00	.00	.00	21,789.83	-21,789.83	.00
TOTAL	RISK MANAGEMENT	.00	.00	.00	21,789.83	-21,789.83	.00
TOTAL	GENERAL ADMINISTRATION	.00	.00	.00	21,789.83	-21,789.83	.00
TOTAL	SELF INS ACCIDENT AND LIAB	.00	.00	.00	21,789.83	-21,789.83	.00

11/04/19
ACCOUNTING PERIOD: 2/20

MONTGOMERY COUNTY, TEXAS
DEPT/DIV REVENUE SUMMARY

PAGE 33

SELECTION CRITERIA: ALL

FUND - 673 - WELLNESS CLINIC

ACCOUNT	TITLE	BUDGET	PERIOD RECEIPTS	RECEIVABLES	YEAR TO DATE REVENUE	BALANCE	YTD/ BUD
4026	WELLNESS CLINIC	.00	.00	.00	90,082.00	-90,082.00	.00
TOTAL	RISK MANAGEMENT	.00	.00	.00	90,082.00	-90,082.00	.00
TOTAL	GENERAL ADMINISTRATION	.00	.00	.00	90,082.00	-90,082.00	.00
TOTAL	WELLNESS CLINIC	.00	.00	.00	90,082.00	-90,082.00	.00
TOTAL REPORT		338,225,947.04	.00	.00	4,282,819.28	333,943,127.76	.01

SELECTION CRITERIA: ALL

FUND - 110 - GENERAL FUND

ACCOUNT	TITLE	BUDGET	PERIOD EXPENDITURES	ENCUMBRANCES OUTSTANDING	YEAR TO DATE ENC + EXP	AVAILABLE BALANCE	YTD/ BUD
1	GENERAL FUND	176,200.00	.00	.00	.00	176,200.00	.00
TOTAL	GENERAL FUND	176,200.00	.00	.00	.00	176,200.00	.00
TOTAL	GENERAL FUND	176,200.00	.00	.00	.00	176,200.00	.00
400	COUNTY JUDGE	537,796.00	.00	2,872.49	30,496.08	507,299.92	.06
TOTAL	COUNTY JUDGE	537,796.00	.00	2,872.49	30,496.08	507,299.92	.06
401	HUMAN RESOURCES	629,802.00	.00	6,287.64	39,780.78	590,021.22	.06
TOTAL	HUMAN RESOURCES	629,802.00	.00	6,287.64	39,780.78	590,021.22	.06
4011	CIVIL SERVICE	4,500.00	.00	.00	.00	4,500.00	.00
TOTAL	CIVIL SERVICE	4,500.00	.00	.00	.00	4,500.00	.00
402	RISK MANAGEMENT	968,317.00	56.12	3,903.00	58,353.13	909,963.87	.06
TOTAL	RISK MANAGEMENT	968,317.00	56.12	3,903.00	58,353.13	909,963.87	.06
403	COUNTY CLERK	2,437,573.00	87.80	9,536.67	143,560.43	2,354,012.57	.06
TOTAL	COUNTY CLERK	2,437,573.00	87.80	9,536.67	143,560.43	2,354,012.57	.06
404	COURT COLLECTIONS	490,766.00	.00	46.80	22,761.65	468,004.35	.05
TOTAL	COURT COLLECTIONS	490,766.00	.00	46.80	22,761.65	468,004.35	.05
405	VETERANS SERVICE	326,248.00	.00	1,769.56	19,849.71	306,398.29	.06
TOTAL	VETERANS SERVICE	326,248.00	.00	1,769.56	19,849.71	306,398.29	.06
407	PURCHASING AGENT	1,173,888.00	.00	121.21	67,014.99	1,106,873.01	.06
TOTAL	PURCHASING AGENT	1,173,888.00	.00	121.21	67,014.99	1,106,873.01	.06
409	NON-DEPARTMENTAL	12,372,072.50	.00	2,926.08	23,305.35	12,348,767.15	.00
40911	EMPLOYEE BENEFITS	3,946,110.00	.00	.00	.00	3,946,110.00	.00
TOTAL	NON-DEPARTMENTAL	16,318,182.50	.00	2,926.08	23,305.35	16,294,877.15	.00
503	INFORMATION TECHNOLOGY	5,303,904.00	.00	66,042.29	386,342.96	4,917,561.04	.07
50313	RENEWAL AND REPLACEMENT	1,170,458.00	.00	27,660.35	31,234.75	1,139,223.25	.03
50314	GIS	148,970.00	.00	.00	100.00	148,870.00	.00
50316	NET/OPS DATACENTER	587,990.00	594.67	296,250.23	297,652.98	290,337.02	.51
50317	IT ADMIN	147,840.00	103.91	2,259.59	2,403.63	145,436.37	.02
50318	IT SECURITY	308,600.00	.00	.00	.00	308,600.00	.00
TOTAL	INFORMATION TECHNOLOGY	7,667,762.00	698.58	392,212.46	717,734.32	6,950,027.68	.09
601	PERMITS	518,928.00	.00	3,647.42	32,102.78	486,825.22	.06
TOTAL	PERMITS	518,928.00	.00	3,647.42	32,102.78	486,825.22	.06
TOTAL	GENERAL ADMINISTRATION	31,133,762.50	842.50	423,323.33	1,154,959.22	29,978,803.28	.04
4095	ECONOMIC DEVELOPMENT	2,390,174.00	.00	.00	.00	2,390,174.00	.00
TOTAL	NON-DEPARTMENTAL	2,390,174.00	.00	.00	.00	2,390,174.00	.00
495	COUNTY AUDITOR	2,145,065.00	.00	2,680.38	120,552.88	2,024,512.12	.06

SELECTION CRITERIA: ALL

FUND - 110 - GENERAL FUND

ACCOUNT	TITLE	BUDGET	PERIOD EXPENDITURES	ENCUMBRANCES OUTSTANDING	YEAR TO DATE ENC + EXP	AVAILABLE BALANCE	YTD/ BUD
TOTAL	COUNTY AUDITOR	2,145,065.00	.00	2,680.38	120,552.88	2,024,512.12	.06
496	BUDGET OFFICE	335,891.00	.00	28.15	19,370.70	316,520.30	.06
TOTAL	BUDGET OFFICE	335,891.00	.00	28.15	19,370.70	316,520.30	.06
497	COUNTY TREASURER	735,728.00	.00	2,954.01	47,287.91	688,440.09	.06
TOTAL	COUNTY TREASURER	735,728.00	.00	2,954.01	47,287.91	688,440.09	.06
499	TAX ASSESSOR/COLLECTOR	4,830,713.00	1,806.18	13,044.16	256,963.39	4,573,749.61	.05
4991	TAX A/C-VEH INV TAX	16,276.00	.00	.00	.00	16,276.00	.00
4992	TAX A/C-RENDITION PENALTY	6,000.00	.00	.00	.00	6,000.00	.00
TOTAL	TAX ASSESSOR/COLLECTOR	4,852,989.00	1,806.18	13,044.16	256,963.39	4,596,025.61	.05
50311	FINANCIAL TECHNOLOGY	10,174.00	.00	.00	.00	10,174.00	.00
TOTAL	FINANCIAL TECHNOLOGY	10,174.00	.00	.00	.00	10,174.00	.00
TOTAL	FINANCIAL ADMINISTRATION	10,470,021.00	1,806.18	18,706.70	444,174.88	10,025,846.12	.04
665	EXTENSION AGENTS	770,409.00	.00	6,089.95	45,006.92	725,402.08	.06
TOTAL	EXTENSION AGENTS	770,409.00	.00	6,089.95	45,006.92	725,402.08	.06
TOTAL	CONSERVATION	770,409.00	.00	6,089.95	45,006.92	725,402.08	.06
50315	IT LIBRARY	80,159.00	.00	27,416.52	27,416.52	52,742.48	.34
TOTAL	INFORMATION TECHNOLOGY	80,159.00	.00	27,416.52	27,416.52	52,742.48	.34
6511	MEMORIAL LIBRARY	10,162,583.00	7,153.53	144,145.94	637,783.38	9,524,799.62	.06
TOTAL	MEMORIAL LIBRARY	10,162,583.00	7,153.53	144,145.94	637,783.38	9,524,799.62	.06
661	HISTORICAL COMMISSION	215,000.00	.00	.00	150,000.00	65,000.00	.70
TOTAL	HISTORICAL COMMISSION	215,000.00	.00	.00	150,000.00	65,000.00	.70
6611	HIST COMM DONATIONS	12,594.35	.00	.00	.00	12,594.35	.00
TOTAL	HIST COMM DONATIONS	12,594.35	.00	.00	.00	12,594.35	.00
TOTAL	CULTURE AND RECREATION	10,470,336.35	7,153.53	171,562.46	815,199.90	9,655,136.45	.08
4901	ELECTIONS ADMINISTRATOR	1,490,358.00	.00	86,496.19	160,889.05	1,329,468.95	.11
4902	VOTER REGISTRATION	.00	.00	8,311.87	9,583.51	-9,583.51	.00
TOTAL	ELECTIONS	1,490,358.00	.00	94,808.06	170,472.56	1,319,885.44	.11
TOTAL	ELECTIONS	1,490,358.00	.00	94,808.06	170,472.56	1,319,885.44	.11
509	BUDG CUSTODIAL SERVICES	3,438,319.00	359.27	16,248.95	194,223.29	3,244,095.71	.06
TOTAL	BUDG CUSTODIAL SERVICES	3,438,319.00	359.27	16,248.95	194,223.29	3,244,095.71	.06
510	BUDG MAINT/CONSTRUCTION	5,991,853.71	3,968.87	197,462.88	472,618.33	5,519,235.38	.08
TOTAL	BUDG MAINT/CONSTRUCTION	5,991,853.71	3,968.87	197,462.88	472,618.33	5,519,235.38	.08
5121	JAIL	27,362,191.00	23,592.56	32,642.25	1,579,680.70	25,782,510.30	.06

SELECTION CRITERIA: ALL

FUND - 110 - GENERAL FUND

ACCOUNT	TITLE	BUDGET	PERIOD EXPENDITURES	ENCUMBRANCES OUTSTANDING	YEAR TO DATE ENC + EXP	AVAILABLE BALANCE	YTD/ BUD
TOTAL	JAIL	27,362,191.00	23,592.56	32,642.25	1,579,680.70	25,782,510.30	.06
513	CONVENTION CENTER COMPLEX	1,245,888.00	100.00	20,364.94	57,445.05	1,188,442.95	.05
TOTAL	CONVENTION CENTER COMPLEX	1,245,888.00	100.00	20,364.94	57,445.05	1,188,442.95	.05
5131	FAIRGROUNDS	44,429.00	.00	.00	.00	44,429.00	.00
TOTAL	FAIRGROUNDS	44,429.00	.00	.00	.00	44,429.00	.00
TOTAL	FACILITIES	38,082,680.71	28,020.70	266,719.02	2,303,967.37	35,778,713.34	.06
630	MEDICAL HEALTH	90,000.00	.00	.00	7,500.00	82,500.00	.08
6303	FORENSIC SERVICES	2,204,795.00	1,184.83	8,369.83	94,358.23	2,110,436.77	.04
630313	FORENSICS DEPT ACER GRANT	23,997.20	.00	.00	.00	23,997.20	.00
TOTAL	MEDICAL HEALTH	2,318,792.20	1,184.83	8,369.83	101,858.23	2,216,933.97	.04
631	MENTAL HEALTH	221,525.00	.00	.00	52,881.25	168,643.75	.24
TOTAL	MENTAL HEALTH	221,525.00	.00	.00	52,881.25	168,643.75	.24
632	ENVIRONMENTAL HEALTH	2,176,264.00	66.19	25,083.81	141,894.31	2,034,369.69	.07
TOTAL	ENVIRONMENTAL HEALTH	2,176,264.00	66.19	25,083.81	141,894.31	2,034,369.69	.07
633	ANIMAL CONTROL	5,054,334.00	21,362.87	54,424.71	278,530.06	4,775,803.94	.06
TOTAL	ANIMAL CONTROL	5,054,334.00	21,362.87	54,424.71	278,530.06	4,775,803.94	.06
6331	ANIMAL SHELTER	110,000.00	.00	.00	49,828.63	60,171.37	.45
63311	ANIMAL SHELTER DONATIONS	130,210.68	.00	32,785.31	36,285.31	93,925.37	.28
63315	ANIMAL SHELTER-PETCO 2018	3,337.88	.00	.00	.00	3,337.88	.00
63317	PET RETENTION GRANT	18,879.64	.00	.00	.00	18,879.64	.00
63318	ANIMAL SHELTER WELLNESS	30,000.00	.00	12,697.31	17,311.50	12,688.50	.58
TOTAL	ANIMAL SHELTER	292,428.20	.00	45,482.62	103,425.44	189,002.76	.35
640	CHILD WELFARE	101,939.54	.00	960.44	750.44	101,189.10	.01
64012	CONCRETE SERVICES 19-24	6,500.00	.00	.00	.00	6,500.00	.00
TOTAL	CHILD WELFARE	108,439.54	.00	960.44	750.44	107,689.10	.01
641	WELFARE CONTRACT SERVICES	1,049,373.00	.00	.00	204,437.25	844,935.75	.19
TOTAL	WELFARE CONTRACT SERVICES	1,049,373.00	.00	.00	204,437.25	844,935.75	.19
64201	MCCD-COUNTY APPROPRIATION	1,000.00	.00	16.06	16.06	983.94	.02
TOTAL	CDBG/\$1.7MIL-YEAR 1	1,000.00	.00	16.06	16.06	983.94	.02
TOTAL	HEALTH AND WELFARE	11,222,155.94	22,613.89	134,337.47	883,793.04	10,338,362.90	.08
426	COUNTY COURT AT LAW #1	531,854.00	34.42	1,636.95	30,231.67	501,622.33	.06
TOTAL	COUNTY COURT AT LAW #1	531,854.00	34.42	1,636.95	30,231.67	501,622.33	.06
427	COUNTY COURT AT LAW #2	928,893.00	.00	.00	50,235.31	878,657.69	.05
TOTAL	COUNTY COURT AT LAW #2	928,893.00	.00	.00	50,235.31	878,657.69	.05
429	COUNTY COURT AT LAW #3	843,916.00	32.91	5,222.17	51,283.37	792,632.63	.06

11/04/19
ACCOUNTING PERIOD: 2/20

MONTGOMERY COUNTY, TEXAS
DEPT/DIV EXPENDITURE SUMMARY

PAGE 4

SELECTION CRITERIA: ALL

FUND - 110 - GENERAL FUND

ACCOUNT	TITLE	BUDGET	PERIOD EXPENDITURES	ENCUMBRANCES OUTSTANDING	YEAR TO DATE ENC + EXP	AVAILABLE BALANCE	YTD/ BUD
TOTAL	COUNTY COURT AT LAW #3	843,916.00	32.91	5,222.17	51,283.37	792,632.63	.06
430	COUNTY COURT AT LAW #4	543,415.47	.00	2,974.92	32,026.87	511,388.60	.06
TOTAL	COUNTY COURT AT LAW #4	543,415.47	.00	2,974.92	32,026.87	511,388.60	.06
431	COUNTY COURT AT LAW #5	520,350.00	.00	1,370.30	28,929.29	491,420.71	.06
TOTAL	COUNTY COURT AT LAW #5	520,350.00	.00	1,370.30	28,929.29	491,420.71	.06
4351	DISTRICT ATTORNEY	11,943,292.74	151.30	11,536.64	645,276.75	11,298,015.99	.05
435111	DA NO REPEAL GRANT	197,745.38	.00	3,348.50	11,962.25	185,783.13	.06
435152	DA VICTIM COORD 20/21	164,766.20	.00	.00	4,325.38	160,440.82	.03
435172	DA DVI FY20	102,401.72	.00	.00	5,968.96	96,432.76	.06
435180	SMART PROSECUTION INITV	202,166.60	.00	.00	6,450.42	195,716.18	.03
4354	D. A. STATE FUNDS	33,501.12	.00	.00	914.52	32,586.60	.03
TOTAL	DISTRICT ATTORNEY	12,643,873.76	151.30	14,885.14	674,898.28	11,968,975.48	.05
43922	VETERANS TMNT CT 19-20	171,171.24	.00	233.15	5,276.56	165,894.68	.03
TOTAL	359TH DISTRICT COURT	171,171.24	.00	233.15	5,276.56	165,894.68	.03
450	DISTRICT CLERK	3,740,007.00	.00	20,241.50	226,579.38	3,513,427.62	.06
TOTAL	DISTRICT CLERK	3,740,007.00	.00	20,241.50	226,579.38	3,513,427.62	.06
455	JUSTICE OF PEACE PCT 1	914,064.00	.00	439.28	47,846.23	866,217.77	.05
TOTAL	JUSTICE OF PEACE PCT 1	914,064.00	.00	439.28	47,846.23	866,217.77	.05
456	JUSTICE OF PEACE PCT 2	576,184.00	.00	17,386.45	47,022.14	529,161.86	.08
TOTAL	JUSTICE OF PEACE PCT 2	576,184.00	.00	17,386.45	47,022.14	529,161.86	.08
457	JUSTICE OF PEACE PCT 3	1,271,796.00	.00	2,216.49	75,468.60	1,196,327.40	.06
4571	JP NO 3-PCID CONTRACT	58,585.00	.00	.00	3,386.80	55,198.20	.06
TOTAL	JUSTICE OF PEACE PCT 3	1,330,381.00	.00	2,216.49	78,855.40	1,251,525.60	.06
458	JUSTICE OF PEACE PCT 4	996,225.00	.00	11,208.74	66,345.63	929,879.37	.07
TOTAL	JUSTICE OF PEACE PCT 4	996,225.00	.00	11,208.74	66,345.63	929,879.37	.07
459	JUSTICE OF PEACE PCT 5	562,222.00	.00	554.85	32,299.30	529,922.70	.06
TOTAL	JUSTICE OF PEACE PCT 5	562,222.00	.00	554.85	32,299.30	529,922.70	.06
50312	JUDICIAL TECHNOLOGY	800,500.00	.00	.00	.00	800,500.00	.00
TOTAL	INFORMATION TECHNOLOGY	800,500.00	.00	.00	.00	800,500.00	.00
TOTAL	JUDICIAL	25,103,056.47	218.63	78,369.94	1,371,829.43	23,731,227.04	.05
4751	COUNTY ATTORNEY	3,567,535.67	32.36	9,141.82	157,602.39	3,409,933.28	.04
47512	TITLE IV-B LEGAL SVCS	16,405.02	.00	595.82	33,724.76	-17,319.74	2.06
TOTAL	COUNTY ATTORNEY	3,583,940.69	32.36	9,737.64	191,327.15	3,392,613.54	.05
TOTAL	COUNTY ATTORNEY	3,583,940.69	32.36	9,737.64	191,327.15	3,392,613.54	.05
4771	ALTERNATE DISPUTE RESLN	150,000.00	.00	.00	.00	150,000.00	.00

RUN DATE 11/04/19 TIME 08:15:56

- LIVE DATA BASE/COUNTY AUD

11/04/19
ACCOUNTING PERIOD: 2/20

MONTGOMERY COUNTY, TEXAS
DEPT/DIV EXPENDITURE SUMMARY

PAGE 5

SELECTION CRITERIA: ALL

FUND - 110 - GENERAL FUND

ACCOUNT	TITLE	BUDGET	PERIOD EXPENDITURES	ENCUMBRANCES OUTSTANDING	YEAR TO DATE ENC + EXP	AVAILABLE BALANCE	YTD/ BUD
TOTAL	ALTERNATE DISPUTE RESIN	150,000.00	.00	.00	.00	150,000.00	.00
TOTAL	LEGAL SERVICES	3,733,940.69	32.36	9,737.64	191,327.15	3,542,613.54	.05
406	EMERGENCY MANAGEMENT	648,687.00	186.98	5,334.10	46,439.24	602,247.76	.07
TOTAL	EMERGENCY MANAGEMENT	648,687.00	186.98	5,334.10	46,439.24	602,247.76	.07
50310	LAW ENF TECHNOLOGY	979,971.00	.00	27,867.10	177,586.67	802,384.33	.18
TOTAL	INFORMATION TECHNOLOGY	979,971.00	.00	27,867.10	177,586.67	802,384.33	.18
5433	FIRE MARSHAL - INVESTIGAT	956,916.03	.00	43,466.41	95,727.23	861,188.80	.10
5434	FIRE MARSHAL - INSPECTION	950,423.48	.00	37,815.24	86,551.83	863,871.65	.09
TOTAL	FIRE MARSHAL	1,907,339.51	.00	81,281.65	182,279.06	1,725,060.45	.10
5511	CONSTABLE PCT 1	4,006,548.23	178.50	95,380.82	298,173.77	3,708,374.46	.07
5512	CONSTABLE 1-SORA SUB UNIT	250,165.00	.00	.00	11,410.74	238,754.26	.05
5513	CONSTABLE 1-WISD SUB UNIT	595,938.00	.00	.00	33,601.47	562,336.53	.06
55131	CONST 1-WISD TRUNCY SUBU	107,517.00	.00	.00	6,005.43	101,511.57	.06
5515	CONST PCT 1 SALE/COMM	38,038.75	.00	330.00	330.00	37,708.75	.01
TOTAL	CONSTABLE PCT 1	4,998,206.98	178.50	95,710.82	349,521.41	4,648,685.57	.07
5518	STEP COMPREHENSIVE	15,114.02	.00	.00	552.50	14,561.52	.04
TOTAL	CONSTABLE PCT 1	15,114.02	.00	.00	552.50	14,561.52	.04
5521	CONSTABLE PCT 2	2,090,551.81	.00	38,187.47	138,662.61	1,951,889.20	.07
55215	CONST PCT 2 SALE/COMM	28,407.76	.00	.00	.00	28,407.76	.00
TOTAL	CONSTABLE PCT 2	2,118,959.57	.00	38,187.47	138,662.61	1,980,296.96	.07
5531	CONSTABLE PCT 3	4,249,471.17	63.45	93,988.13	309,652.71	3,939,818.46	.07
55312	CONSTABLE 3-RMUD SUB UNIT	711,478.00	.00	2,596.64	40,899.43	670,578.57	.06
55313	CON 3-TWNGH-INTERMT CRIME	92,591.00	.00	.00	5,570.42	87,020.58	.06
553132	CONST 3 - ELEC DET K9	707.14	.00	.00	.00	707.14	.00
55314	CONSTABLE 3/WOD 94 UNIT	268,000.00	.00	150.97	16,156.76	251,843.24	.06
55315	CONST PCT 3 SALE/COMM	11,866.77	.00	.00	519.87	11,346.90	.04
55316	CONSTABLE 3-SAFE HARBOR	190,152.00	.00	.00	11,381.81	178,770.19	.06
55318	CONSTABLE 3-SPRING CRK UD	516,187.00	.00	284.89	30,603.61	485,583.39	.06
TOTAL	CONSTABLE PCT 3	6,040,453.08	63.45	97,020.63	414,784.61	5,625,668.47	.07
55316	NRA TRAINING GRANT - FY19	3,670.80	.00	3,670.80	3,670.80	.00	1.00
TOTAL	CONSTABLE PCT 3	3,670.80	.00	3,670.80	3,670.80	.00	1.00
5541	CONSTABLE PCT 4	4,431,907.58	.00	66,768.58	275,495.44	4,156,412.14	.06
55411	CONST 4-RIVERWALK POA	76,702.00	.00	.00	4,035.04	72,666.96	.05
55415	CONST PCT 4 SALE/COMM	4,606.73	.00	1,727.92	3,550.92	1,055.81	.77
TOTAL	CONSTABLE PCT 4	4,513,216.31	.00	68,496.50	283,081.40	4,230,134.91	.06
554171	STEP COMPREHENSIVE	15,149.08	.00	.00	.00	15,149.08	.00
TOTAL	CONSTABLE PCT 4	15,149.08	.00	.00	.00	15,149.08	.00
5551	CONSTABLE PCT 5	2,798,782.36	.00	19,934.98	155,537.55	2,643,244.81	.06

RUN DATE 11/04/19 TIME 08:15:56

- LIVE DATA BASE/COUNTY AUD

11/04/19
ACCOUNTING PERIOD: 2/20

MONTGOMERY COUNTY, TEXAS
DEPT/DTV EXPENDITURE SUMMARY

SELECTION CRITERIA: ALL

FUND - 110 - GENERAL FUND

ACCOUNT	TITLE	BUDGET	PERIOD EXPENDITURES	ENCUMBRANCES OUTSTANDING	YEAR TO DATE ENC + EXP	AVAILABLE BALANCE	YTD/ BUD
55512	CONST 5-MAG ISD SUB UNIT	1,476,037.00	.00	.00	70,233.45	1,405,803.55	.05
55513	CONST 5-OPERATIONS DEPUTY	112,025.28	.00	.00	11,080.75	100,944.53	.10
55515	CONST PCT 5 SALE/COMM	28,470.74	.00	.00	.00	28,470.74	.00
TOTAL	CONSTABLE PCT 5	4,415,315.38	.00	19,934.98	236,851.75	4,178,463.63	.05
55518	STEP COMPREHENSIVE	14,991.48	.00	.00	.00	14,991.48	.00
TOTAL	CONSTABLE PCT 5	14,991.48	.00	.00	.00	14,991.48	.00
5601	SHERIFF	2,783,414.19	178.50	3,352.76	146,361.29	2,637,052.90	.05
56010	SHERIFF-ADMIN SERVICES	2,577,668.68	.00	347.20	124,086.48	2,453,582.20	.05
560102	SHERIFF-PLN/IT SUPPORT	901,903.00	375.05	8,039.24	40,729.87	861,173.13	.05
560103	SHERIFF-INTERNAL AFFAIRS	623,915.00	397.04	545.00	24,961.41	598,953.59	.04
56011	SHERIFF-RECORDS/REPORTING	235,083.00	.00	.00	12,746.18	222,336.82	.05
560120	SHER-REAL TIME CRIME CTR	757,919.00	.00	313.83	65,731.65	692,187.35	.05
5601212	SHERIFF-PATROL EAST	10,867,946.55	467.16	10,638.37	666,280.92	10,201,665.63	.06
5601213	SHERIFF-PATROL WEST	6,143,056.45	11.75	6,128.83	359,429.56	5,783,626.89	.06
5601214	SHERIFF-PATROL SOUTH	1,883,196.00	11.75	280.00	94,097.59	1,789,098.41	.05
5601224	STEP COMPREHENSIVE	131,552.73	.00	.00	1,631.27	129,921.46	.01
56014070	AUTO THEFT YR 26	359,222.47	.00	110.00	17,410.27	341,812.20	.05
56014071	AUTO THEFT YR 26-GRIMES	73,305.00	.00	.00	.00	73,305.00	.00
56014072	AUTO THEFT YR 26-WALKER	84,461.00	.00	.00	.00	84,461.00	.00
56014073	AUTO THEFT YR26-TXDOT MATCH	39,750.00	.00	.00	.00	39,750.00	.00
56014074	AUTO THEFT YR26-NICB MATCH	40,532.00	.00	.00	.00	40,532.00	.00
TOTAL	SHERIFF/AUTO THEFT/YR 26	597,270.47	.00	110.00	17,410.27	579,860.20	.03
56015	SHERIFF-ORGANIZED CRIME	1,850,203.00	35.25	1,755.00	97,571.59	1,752,631.41	.05
560150	SHERIFF/HOMELAND SECURITY	5,771,205.00	561.61	91,937.93	419,968.76	5,351,236.24	.07
5601533	SO-FBI-HVC TASK FORCE	22,363.88	.00	.00	.00	22,363.88	.00
5601591	SO/HPD-HTRA TASK FRC YR1	1,531.31	.00	.00	.00	1,531.31	.00
56016	SHERIFF-DISPATCH	3,450,160.00	229.50	959.38	174,056.43	3,276,103.57	.05
560161	SHERIFF/9-1-1 SERVICES	1,354,666.00	.00	.00	68,436.63	1,286,229.37	.05
560163	SHERIFF/MTG CTY RADIO SYS	1,146,824.00	11.75	13,163.37	66,278.70	1,080,545.30	.06
56017	S/O-HOMICIDE/VIOLENT CRM	2,496,094.00	40.75	70.00	153,876.09	2,342,217.91	.06
560174	CRIME VICTIM COORD 20-22	235,841.00	.00	.00	.00	235,841.00	.00
TOTAL	S/O-HOMICIDE/VIOLENT CRM	2,731,935.00	40.75	70.00	153,876.09	2,578,058.91	.06
560171	SHERIFF/VEHICLE MAINT	2,488,961.00	15,017.85	226,061.99	354,025.48	2,134,935.52	.14
5601711	SHERIFF-FACILITY MAINT	1,225,757.00	181.91	28,352.08	73,660.91	1,152,096.09	.06
56018	SHERIFF/ACADEMY	3,198,729.32	909.12	152,202.41	223,923.81	2,974,805.51	.07
56019	SHERIFF/CRIME LAB	2,134,731.00	1,282.98	9,905.31	173,263.57	1,961,467.43	.08
56022	WALDEN SUB-UNIT	151,240.00	.00	.00	8,035.03	143,204.97	.05
56023	TOWN CENTER SUB-UNIT	9,471,436.83	.00	16,275.00	490,611.94	8,980,824.89	.05
560231	TOWN CENTER - SAFE HARBOR	94,056.00	.00	.00	5,178.43	88,877.57	.06
56024	SHERIFF/WESTWOOD MAG ID	327,726.00	.00	.00	18,090.55	309,635.45	.06
56025	SOUTH MONT CNTY MUD	552,437.00	.00	10,154.74	38,947.52	513,489.48	.07
56027	SHERIFF MUD 113	240,969.00	.00	.00	13,115.77	227,853.23	.05
56080201	MDS	40,656.01	.00	.00	1,069.48	39,586.53	.03
56080202	MOONNET	47,656.01	.00	.00	255.00	47,401.01	.01
TOTAL	HIDTA YEAR 10	89,312.02	.00	.00	1,324.48	88,987.54	.01

SELECTION CRITERIA: ALL

FUND - 110 - GENERAL FUND

ACCOUNT	TITLE	BUDGET	PERIOD EXPENDITURES	ENCUMBRANCES OUTSTANDING	YEAR TO DATE ENC + EXP	AVAILABLE BALANCE	YTD/ BUD
TOTAL	HIDTA	88,312.02	.00	.00	1,324.48	86,987.54	.01
TOTAL	SHERIFF	63,806,168.43	19,711.97	580,592.44	3,933,832.18	59,872,336.25	.06
5711	JUVENILE PROBATION-ADM	2,078,654.04	158.24	62,972.23	181,449.53	1,897,204.51	.09
57111	JUV PROBATION-DETENTION	3,844,998.00	.00	3,507.48	194,896.83	3,650,101.17	.05
571134	JUV PROBATION-NSLP 19-20	9,222.33	.00	3,556.80	4,963.20	4,259.13	.54
5711529	JUAP SUPPLEMENTAL-GRNT W	26,722.00	.00	.00	.00	26,722.00	.00
TOTAL	JUVENILE PROBATION	5,959,596.37	158.24	70,036.51	381,309.56	5,578,286.81	.06
5721	ADULT PROBATION	21,127.00	132.54	.00	398.92	20,728.08	.02
57211	ADULT PROB/BOND SUPERVISIT	600,406.44	.00	.00	42,104.75	558,301.69	.07
57221	ADULT PROB/COMMUNITY SUPERVISIT	3,404,567.72	.00	.00	235,454.63	3,169,113.09	.07
57251	ADULT PROB/COMMUNITY CORRC	750,877.00	.00	.00	51,162.89	699,714.11	.07
57271	ADULT PROB/MENTAL IMPAIR	123,643.78	.00	.00	9,791.50	113,852.28	.08
57273	MENTAL HEALTH COURT SERV	360,141.00	.00	3,986.73	30,046.57	330,094.43	.08
57281	IN-HOUSE COUNSELOR	64,787.74	.00	.00	4,006.16	60,781.58	.06
57291	PRE-TRIAL DIVERSION	132,116.67	.00	.00	5,521.28	126,595.39	.04
TOTAL	ADULT PROBATION	5,457,667.35	132.54	3,986.73	378,486.70	5,079,180.65	.07
573	DEPT PUBLIC SAFETY	122,689.00	.00	.00	7,031.40	115,657.60	.06
TOTAL	DEPT PUBLIC SAFETY	122,689.00	.00	.00	7,031.40	115,657.60	.06
TOTAL	PUBLIC SAFETY	101,017,195.36	20,431.68	1,092,119.73	6,534,089.89	94,483,105.47	.06
6291	AIRPORT MAINTENANCE	761,016.00	1,860.84	3,230.25	40,034.17	720,981.83	.05
629141	CUSTOMS OPERATIONS	211,151.00	1,440.27	718.98	2,159.25	208,991.75	.01
TOTAL	CUSTOMS	211,151.00	1,440.27	718.98	2,159.25	208,991.75	.01
62915	AIRPORT RESC/FIREFIGHTING	10,600.00	.00	1,036.13	1,036.13	9,563.87	.10
TOTAL	AIRPORT	982,767.00	3,301.11	4,985.36	43,229.55	939,537.45	.04
TOTAL	PUBLIC TRANSPORTATION	982,767.00	3,301.11	4,985.36	43,229.55	939,537.45	.04
695	CONTINGENCY	827,657.70	.00	.00	.00	827,657.70	.00
TOTAL	CONTINGENCY	827,657.70	.00	.00	.00	827,657.70	.00
TOTAL	MISCELLANEOUS	827,657.70	.00	.00	.00	827,657.70	.00
TOTAL	GENERAL FUND	235,480,540.72	84,420.58	2,300,759.66	13,958,049.91	221,522,490.81	.06

SELECTION CRITERIA: ALL

FUND - 211 - ATTY ADMINISTRATION

ACCOUNT	TITLE	BUDGET	PERIOD EXPENDITURES	ENCUMBRANCES OUTSTANDING	YEAR TO DATE ENC + EXP	AVAILABLE BALANCE	YTD/ BUD
4352	D & HOT CHECKS	625.00	.00	.00	.00	625.00	.00
TOTAL	DISTRICT ATTORNEY	625.00	.00	.00	.00	625.00	.00
4752	CTY ATTY WORTHLESS CHECKS	31,730.00	.00	.00	1,858.77	29,871.23	.06
TOTAL	COUNTY ATTORNEY	31,730.00	.00	.00	1,858.77	29,871.23	.06
TOTAL	GENERAL ADMINISTRATION	32,355.00	.00	.00	1,858.77	30,496.23	.06
TOTAL	ATTY ADMINISTRATION	32,355.00	.00	.00	1,858.77	30,496.23	.06

11/04/19
ACCOUNTING PERIOD: 2/20

MONTGOMERY COUNTY, TEXAS
DEPT/DIV EXPENDITURE SUMMARY

PAGE 9

SELECTION CRITERIA: ALL

FUND - 212 - FORFEITURES

ACCOUNT	TITLE	BUDGET	PERIOD EXPENDITURES	ENCUMBRANCES OUTSTANDING	YEAR TO DATE ENC + EXP	AVAILABLE BALANCE	YTD/ END
4353	D A FORFEITURES	211,543.00	.00	.00	4,052.04	207,490.96	.02
TOTAL	DISTRICT ATTORNEY	211,543.00	.00	.00	4,052.04	207,490.96	.02
5513	CONSTABLE #1-FORFEITURES	3,000.00	.00	.00	.00	3,000.00	.00
TOTAL	CONSTABLE PCT 1	3,000.00	.00	.00	.00	3,000.00	.00
5522	CONSTBL 2 STATE FORFEITURE	8,000.00	.00	.00	.00	8,000.00	.00
TOTAL	CONSTABLE PCT 2	8,000.00	.00	.00	.00	8,000.00	.00
5532	CONSTBL # 3 FORFEITURES	14,000.00	.00	.00	.00	14,000.00	.00
TOTAL	CONSTABLE PCT 3	14,000.00	.00	.00	.00	14,000.00	.00
5542	CONSTBL # 4 FORFEITURES	19,500.00	.00	.00	.00	19,500.00	.00
TOTAL	CONSTABLE PCT 4	19,500.00	.00	.00	.00	19,500.00	.00
5552	CONSTABLE PCT 5-FORFEITUR	25,000.00	.00	.00	.00	25,000.00	.00
TOTAL	CONSTABLE PCT 5	25,000.00	.00	.00	.00	25,000.00	.00
5604	SHERIFF FORFEITURES	361,000.00	173.93	27,070.95	28,815.48	332,184.52	.08
5604731	SHER MOCONNET FORFEITURES	275,000.00	.00	.00	.00	275,000.00	.00
TOTAL	SHERIFF	636,000.00	173.93	27,070.95	28,815.48	607,184.52	.05
TOTAL	PUBLIC SAFETY	917,043.00	173.93	27,070.95	32,867.52	884,175.48	.04
TOTAL	FORFEITURES	917,043.00	173.93	27,070.95	32,867.52	884,175.48	.04

SELECTION CRITERIA: ALL

FUND - 214 - FEMA DISASTER GRANTS

ACCOUNT	TITLE	BUDGET	PERIOD EXPENDITURES	ENCUMBRANCES OUTSTANDING	YEAR TO DATE ENC + EXP	AVAILABLE BALANCE	YTD/ BUD
40680	FY16 FLOOD MITIG ASSIST	8,344,479.80	.00	.00	.00	8,344,479.80	.00
TOTAL	MITIGATION PROJECTS	8,344,479.80	.00	.00	.00	8,344,479.80	.00
TOTAL	EMERGENCY MANAGEMENT	8,344,479.80	.00	.00	.00	8,344,479.80	.00
64922	CAT-C-ROAD & BRIDGE PW	7,645.15	.00	.00	.00	7,645.15	.00
TOTAL	FEMA-DR-4269-TX	7,645.15	.00	.00	.00	7,645.15	.00
64950	HMGF ADMINISTRATION	10,418.34	.00	.00	.00	10,418.34	.00
TOTAL	HARVEY MITIGATION PROJECT	10,418.34	.00	.00	.00	10,418.34	.00
TOTAL	FLOOD MITIGATION PROGRAMS	18,063.49	.00	.00	.00	18,063.49	.00
TOTAL	HEALTH AND WELFARE	8,362,543.29	.00	.00	.00	8,362,543.29	.00
TOTAL	FEMA DISASTER GRANTS	8,362,543.29	.00	.00	.00	8,362,543.29	.00

11/04/19
ACCOUNTING PERIOD: 2/20

MONTGOMERY COUNTY, TEXAS
DEPT/DIV EXPENDITURE SUMMARY

PAGE 11

SELECTION CRITERIA: ALL

FUND - 215 - JURY

ACCOUNT	TITLE	BUDGET	PERIOD EXPENDITURES	ENCUMBRANCES OUTSTANDING	YEAR TO DATE ENC + EXP	AVAILABLE BALANCE	YTD/ RMD
434	9TH DISTRICT COURT	346,927.00	2,851.91	1,044.88	22,833.53	324,093.47	.07
TOTAL	9TH DISTRICT COURT	346,927.00	2,851.91	1,044.88	22,833.53	324,093.47	.07
436	410th DISTRICT COURT	499,272.00	.00	.00	27,014.23	472,257.77	.05
TOTAL	410th DISTRICT COURT	499,272.00	.00	.00	27,014.23	472,257.77	.05
437	221ST DISTRICT COURT	357,631.40	4,992.60	2,250.04	26,723.44	330,907.96	.07
TOTAL	221ST DISTRICT COURT	357,631.40	4,992.60	2,250.04	26,723.44	330,907.96	.07
438	284TH DISTRICT COURT	640,608.00	2,783.64	.00	37,831.85	602,776.15	.06
4381	284TH D C-2ND REGION CONT	111,433.00	.00	.00	6,088.97	105,344.03	.05
TOTAL	284TH DISTRICT COURT	752,041.00	2,783.64	.00	43,920.82	708,120.18	.06
439	359TH DISTRICT COURT	418,611.55	4,845.72	92.28	27,254.88	391,356.67	.07
TOTAL	359TH DISTRICT COURT	418,611.55	4,845.72	92.28	27,254.88	391,356.67	.07
441	418TH DISTRICT COURT	663,986.00	3,102.80	.00	38,038.65	625,947.35	.06
TOTAL	418TH DISTRICT COURT	663,986.00	3,102.80	.00	38,038.65	625,947.35	.06
442	435TH DISTRICT COURT	367,842.00	.00	4,792.74	24,739.39	343,102.61	.07
TOTAL	435TH DISTRICT COURT	367,842.00	.00	4,792.74	24,739.39	343,102.61	.07
465	COURT OPERATIONS	7,995,034.00	335.42	266.75	90,887.72	7,804,146.28	.01
465426	CRIM INDIGENT DEF CCL #1	.00	87.50	.00	35,269.84	-35,269.84	.00
4654261	CIVIL INDIG DEF CCL #1	.00	.00	.00	7,080.00	-7,080.00	.00
4654271	CIVIL INDIG DEF CCL #2	.00	175.00	.00	1,208.48	-1,208.48	.00
465429	CRIM INDIGENT DEF CCL #3	.00	.00	.00	576.20	-576.20	.00
4654291	CIVIL INDIG DEF CCL #3	.00	.00	.00	61,991.04	-61,991.04	.00
465430	CRIM INDIGENT DEF CCL #4	.00	400.00	.00	78,951.65	-78,951.65	.00
465431	CRIM INDIGENT DEF CCL #5	.00	487.50	.00	24,352.50	-24,352.50	.00
465434	CRIM INDIGENT DEF 9TH DC	.00	247.92	29,996.00	167,635.32	-167,635.32	.00
4654341	CIVIL INDIG DEF 9TH DC	.00	.00	.00	105.00	-105.00	.00
4654361	CIVIL INDIG DEF 410TH DC	.00	43.75	.00	39,650.48	-39,650.48	.00
465437	CRIM INDIG DEF 221ST DC	.00	364.57	35,380.00	98,297.91	-98,297.91	.00
4654381	CIVIL INDIG DEF 284TH DC	.00	418.69	.00	1,773.69	-1,773.69	.00
465439	CRIM INDIG DEF 359TH DC	.00	1,965.42	29,996.00	113,546.47	-113,546.47	.00
4654391	CIVIL INDIG DEF 359TH DC	.00	.00	.00	295.00	-295.00	.00
4654411	CIVIL INDIG DEF 418TH DC	.00	131.25	.00	90,565.66	-90,565.66	.00
465442	CRIM INDIG DEF 435TH DC	.00	2,861.52	29,996.00	141,947.86	-141,947.86	.00
TOTAL	INDIGENT DEFENSE EXPENSE	.00	7,183.12	125,368.00	863,247.10	-863,247.10	.00
TOTAL	COURT OPERATIONS	7,995,034.00	7,518.54	125,634.75	954,134.82	6,940,899.18	.12
46501	INDIGENT DEFENSE	.00	.00	.00	4,482.92	-4,482.92	.00
TOTAL	INDIGENT DEFENSE	.00	.00	.00	4,482.92	-4,482.92	.00
4652	DRUG COURT	685,684.00	.00	1,252.20	19,269.40	666,414.60	.03
TOTAL	DRUG COURT	685,684.00	.00	1,252.20	19,269.40	666,414.60	.03
46521	DRUG COURT-DWT COURT	328,392.00	.00	519.00	6,580.81	321,811.19	.02

RUN DATE 11/04/19 TIME 08:15:56

- LIVE DATA BASE/COUNTY ADD

11/04/19
ACCOUNTING PERIOD: 2/20

MONTGOMERY COUNTY, TEXAS
DEPT/DIV EXPENDITURE SUMMARY

PAGE 12

SELECTION CRITERIA: ALL

FUND - 215 - JURY

ACCOUNT	TITLE	BUDGET	PERIOD EXPENDITURES	ENCUMBRANCES OUTSTANDING	YEAR TO DATE ENC + EXP	AVAILABLE BALANCE	YTD/ BUD
TOTAL	DRUG COURT-DWI COURT	328,392.00	.00	519.00	6,580.81	321,811.19	.02
4659	OFFICE OF COURT ADMIN	735,465.58	.00	2,330.97	35,180.64	700,284.94	.05
TOTAL	OFFICE OF COURT ADMIN	735,465.58	.00	2,330.97	35,180.64	700,284.94	.05
TOTAL	JUDICIAL	13,050,886.53	26,095.21	137,916.86	1,230,173.53	11,820,713.00	.09
TOTAL	JURY	13,050,886.53	26,095.21	137,916.86	1,230,173.53	11,820,713.00	.09

11/04/19
ACCOUNTING PERIOD: 2/20

MONTGOMERY COUNTY, TEXAS
DEPT/DIV EXPENDITURE SUMMARY

PAGE 13

SELECTION CRITERIA: ALL

FUND - 216 - ROAD AND BRIDGE

ACCOUNT	TITLE	BUDGET	PERIOD EXPENDITURES	ENCUMBRANCES OUTSTANDING	YEAR TO DATE ENC + EXP	AVAILABLE BALANCE	YTD/ BUD
2	SPECIAL REVENUE FUNDS	694,811.35	.00	.00	.00	694,811.35	.00
TOTAL	SPECIAL REVENUE FUNDS	694,811.35	.00	.00	.00	694,811.35	.00
TOTAL	SPECIAL REVENUE FUNDS	694,811.35	.00	.00	.00	694,811.35	.00
6122	RECYCLE STATION-PCT 1	417,695.00	.00	.00	20,015.59	397,679.41	.05
TOTAL	COMMISSIONER PCT 1	417,695.00	.00	.00	20,015.59	397,679.41	.05
6142	RECYCLE STATION-PCT 3	805,513.00	.00	6,973.36	52,988.84	752,524.16	.07
TOTAL	COMMISSIONER PCT 3	805,513.00	.00	6,973.36	52,988.84	752,524.16	.07
TOTAL	CONSERVATION	1,223,208.00	.00	6,973.36	73,004.43	1,150,203.57	.06
61380	MONT CO PCT2 PARKS	115,708.00	1,073.27	29.07	7,240.08	108,467.92	.06
TOTAL	PCT 2 FACILITIES	115,708.00	1,073.27	29.07	7,240.08	108,467.92	.06
TOTAL	COMMISSIONER PCT 2	115,708.00	1,073.27	29.07	7,240.08	108,467.92	.06
61480	SOUTH COUNTY COMM CENTER	209,487.00	.00	1,889.51	12,191.04	197,295.96	.06
61481	ROBINSON RD COMM CENTER	5,000.00	.00	.00	30.00	4,970.00	.01
61482	OKLAHOMA COMM CENTER	5,000.00	.00	.00	30.00	4,970.00	.01
61485	SPRING CREEK GREENWAY N.C	614,938.00	.00	2,999.49	27,231.72	587,706.28	.04
5533	GREENWAY SECURITY	.00	.00	.00	2,116.40	-2,116.40	.00
TOTAL	SPRING CREEK GREENWAY N.C	614,938.00	.00	2,999.49	29,348.12	585,589.88	.05
TOTAL	PCT 3 PARKS AND COMM CEN	834,425.00	.00	4,889.00	41,599.16	792,825.84	.05
TOTAL	COMMISSIONER PCT 3	834,425.00	.00	4,889.00	41,599.16	792,825.84	.05
61580	EAST MC SENIOR CENTER	260,884.00	.00	2,441.25	10,867.42	250,016.58	.04
61582	MONT CO PCT 4 PARKS	754,742.00	18.99	2,093.67	38,205.80	716,536.20	.05
TOTAL	PCT 4 PARKS AND COMM CENT	1,015,626.00	18.99	4,534.92	49,073.22	966,552.78	.05
TOTAL	COMMISSIONER PCT 4	1,015,626.00	18.99	4,534.92	49,073.22	966,552.78	.05
TOTAL	FACILITIES	1,965,759.00	1,092.26	9,452.99	97,912.46	1,867,846.54	.05
61432	VECTOR CONTROL GRANT	72,384.80	.00	.00	.00	72,384.80	.00
TOTAL	COMMISSIONER PCT 3	72,384.80	.00	.00	.00	72,384.80	.00
TOTAL	HEALTH AND WELFARE	72,384.80	.00	.00	.00	72,384.80	.00
50319	IT TRAFFIC OPS	1,232,560.80	.00	.00	45,174.71	1,187,386.09	.04
TOTAL	INFORMATION TECHNOLOGY	1,232,560.80	.00	.00	45,174.71	1,187,386.09	.04
600	COUNTY ENGINEER	1,907,512.00	.00	3,209.44	99,268.65	1,808,243.35	.05
TOTAL	COUNTY ENGINEER	1,907,512.00	.00	3,209.44	99,268.65	1,808,243.35	.05
612	COMMISSIONER PCT 1	7,926,799.55	5,883.03	394,616.32	740,915.51	7,185,884.04	.09

RUN DATE 11/04/19 TIME 08:15:56

- LIVE DATA BASE/COUNTY AUD

11/04/19
ACCOUNTING PERIOD: 2/20

MONTGOMERY COUNTY, TEXAS
DEPT/DIV EXPENDITURE SUMMARY

PAGE 14

SELECTION CRITERIA: ALL

FUND - 216 - ROAD AND BRIDGE

ACCOUNT	TITLE	BUDGET	PERIOD EXPENDITURES	ENCUMBRANCES OUTSTANDING	YEAR TO DATE ENC + EXP	AVAILABLE BALANCE	YTD/ BUD
61202	COMMR PCT 1-TXDOT RETMB	2,892.08	.00	.00	.00	2,892.08	.00
6121	COMMR PCT 1 - LAKE PARK	335,258.00	.00	1,209.43	10,421.75	324,836.25	.03
TOTAL	COMMISSIONER PCT 1	8,264,949.63	5,883.03	395,825.75	751,337.26	7,513,612.37	.09
6120	COMMR PCT 1-SUSPENSE	60,911.87	.00	.00	.00	60,911.87	.00
TOTAL	COMMR PCT 1-SUSPENSE	60,911.87	.00	.00	.00	60,911.87	.00
613	COMMISSIONER PCT 2	8,320,420.63	1,985.42	153,455.96	707,551.00	7,612,869.63	.09
61302	COMMR PCT 2-TXDOT RETMB	22,254.58	.00	.00	.00	22,254.58	.00
TOTAL	COMMISSIONER PCT 2	8,342,675.21	1,985.42	153,455.96	707,551.00	7,635,124.21	.08
6130	COMMR PCT 2-SUSPENSE	571,262.74	.00	.00	.00	571,262.74	.00
TOTAL	COMMR PCT 2-SUSPENSE	571,262.74	.00	.00	.00	571,262.74	.00
61301	COMMR PCT 2-SJRA PROJECT	1,032.00	.00	.00	.00	1,032.00	.00
TOTAL	COMMR PCT 2-SJRA PROJECT	1,032.00	.00	.00	.00	1,032.00	.00
614	COMMISSIONER PCT 3	6,165,429.00	35,762.48	38,175.85	207,627.82	5,957,801.18	.03
6147	TRAFFIC OPERATIONS	145,000.00	309.95	42,623.34	67,477.12	77,522.88	.47
TOTAL	COMMISSIONER PCT 3	6,310,429.00	36,072.43	80,799.19	275,104.94	6,035,324.06	.04
615	COMMISSIONER PCT 4	7,897,327.55	2,069.82	270,220.83	734,898.98	7,162,428.57	.09
61502	COMMR PCT 4-TXDOT RETMB	316.00	.00	.00	.00	316.00	.00
TOTAL	COMMISSIONER PCT 4	7,897,643.55	2,069.82	270,220.83	734,898.98	7,162,744.57	.09
6150	COMMR PCT 4-SUSPENSE	1,378,573.00	.00	.00	.00	1,378,573.00	.00
TOTAL	COMMR PCT 4-SUSPENSE	1,378,573.00	.00	.00	.00	1,378,573.00	.00
TOTAL	PUBLIC TRANSPORTATION	35,967,549.80	46,010.70	903,511.17	2,613,335.54	33,354,214.26	.07
TOTAL	ROAD AND BRIDGE	39,923,712.95	47,102.96	919,937.52	2,784,252.43	37,139,460.52	.07

11/04/19
ACCOUNTING PERIOD: 2/20

MONTGOMERY COUNTY, TEXAS
DEPT/DIV EXPENDITURE SUMMARY

PAGE 15

SELECTION CRITERIA: ALL

FUND - 217 - SHERIFF COMMISSARY

ACCOUNT	TITLE	BUDGET	PERIOD EXPENDITURES	ENCUMBRANCES OUTSTANDING	YEAR TO DATE ENC + EXP	AVAILABLE BALANCE	YTD/ BUD
5122	SHERIFF COMMISSARY	824,550.00	.00	.00	.00	824,550.00	.00
51221	SHERIFF COMMISSARY STAFF	228,787.00	.00	.00	9,036.52	219,750.48	.04
TOTAL	JAIL	1,053,337.00	.00	.00	9,036.52	1,044,300.48	.01
TOTAL	PUBLIC SAFETY	1,053,337.00	.00	.00	9,036.52	1,044,300.48	.01
TOTAL	SHERIFF COMMISSARY	1,053,337.00	.00	.00	9,036.52	1,044,300.48	.01

11/04/19
ACCOUNTING PERIOD: 2/20

MONTGOMERY COUNTY, TEXAS
DEPT/DIV EXPENDITURE SUMMARY

PAGE 16

SELECTION CRITERIA: ALL

FUND - 218 - MEMORIAL LIBRARY - SPECIA

ACCOUNT	TITLE	BUDGET	PERIOD EXPENDITURES	ENCUMBRANCES OUTSTANDING	YEAR TO DATE ENC + EXP	AVAILABLE BALANCE	YTD/ BUD
65117	MEMORIAL GIFT GENERAL	48,283.83	.00	6,263.64	6,263.64	42,020.19	.13
65118	GENERALOGY GIFT/RONALD JAC	23,752.92	.00	.00	.00	23,752.92	.00
TOTAL	MEMORIAL LIBRARY	72,036.75	.00	6,263.64	6,263.64	65,773.11	.09
TOTAL	CULTURE AND RECREATION	72,036.75	.00	6,263.64	6,263.64	65,773.11	.09
TOTAL	MEMORIAL LIBRARY - SPECIA	72,036.75	.00	6,263.64	6,263.64	65,773.11	.09

SELECTION CRITERIA: ALL

FUND - 219 - COMMUNITY DEVELOPMENT

ACCOUNT	TITLE	BUDGET	PERIOD EXPENDITURES	ENCUMBRANCES OUTSTANDING	YEAR TO DATE ENC + EXP	AVAILABLE BALANCE	YTD/ BUD
615320	ALLEN DALE PROJECT	1,485,981.00	.00	.00	.00	1,485,981.00	.00
615321	RIVER OAKS PROJECT	1,307,618.00	.00	.00	.00	1,307,618.00	.00
615322	CONTINGENCY PROJECT	253,593.00	.00	.00	.00	253,593.00	.00
TOTAL	16 FLOODS/CDBG DR INFRAST	3,047,192.00	.00	.00	.00	3,047,192.00	.00
TOTAL	COMMISSIONER PCT 4	3,047,192.00	.00	.00	.00	3,047,192.00	.00
642022	CDBG YR 20 HOUSING REHAB	225,154.75	.00	.00	.00	225,154.75	.00
642025	CDBG YR 20 MCYS	180,964.20	.00	.00	.00	180,964.20	.00
TOTAL	CDBG - YEAR 20	406,118.95	.00	.00	.00	406,118.95	.00
642030	CDBG YR 21 ADMIN	40,931.46	.00	14.61	1,554.57	39,376.89	.04
642031	CDBG YR 21 SOCIAL SERVICE	78,722.17	.00	.00	.00	78,722.17	.00
642034	CDBG YR21 SALLAS PK EXPA	989,500.00	.00	10,500.00	10,500.00	979,000.00	.01
642035	CDBG YR21 HABITAT HSG RHB	100,000.00	.00	.00	.00	100,000.00	.00
642036	CDBG YR21 MAG COMM CTR EX	5,000.00	.00	.00	.00	5,000.00	.00
642037	CDBG YR21 E MAG COMM CTR	68,000.00	.00	.00	.00	68,000.00	.00
642038	CDBG YR21 HSING RHAB MCCD	59,713.92	.00	.00	.00	59,713.92	.00
TOTAL	CDBG YEAR 21	1,341,857.55	.00	10,514.61	12,054.57	1,329,812.98	.01
642040	CDBG YR22-ADMIN	511,883.00	1,250.00	2,009.53	28,095.26	483,787.74	.05
642041	CDBG YR22-PROJ DELIVERY	15,000.00	.00	.00	2,870.85	12,129.15	.19
642042	CDBG YR22-SOCIAL SERVICES	383,912.00	.00	.00	.00	383,912.00	.00
642043	CDBG YR22-BLDG IS/PURCH	385,978.00	.00	.00	.00	385,978.00	.00
642044	CDBG YR22-E MAGNOLIA CC	200,000.00	.00	.00	.00	200,000.00	.00
642045	CDBG YR22-MAG CC EXPANSIO	800,000.00	.00	.00	.00	800,000.00	.00
642046	CDBG YR22-HSING REHAB MCCD	162,642.00	.00	.00	.00	162,642.00	.00
642047	CDBG YR22-HSING REHAB HABI	100,000.00	.00	.00	.00	100,000.00	.00
64295	CDBG/\$1,956,872 - YEAR 15	3,529.85	.00	.00	.00	3,529.85	.00
64296	CDBG/\$2,118,292 - YEAR 16	198.83	.00	.00	198.83	.00	1.00
642974	CDBG YR 17 HOUSING DEMO.	40.58	.00	.00	40.58	.00	1.00
642977	CDBG YR 17 HC DAY CENTER	38,882.54	.00	.00	.00	38,882.54	.00
TOTAL	CDBG/\$2,244,177 - YEAR 17	38,923.12	.00	.00	40.58	38,882.54	.00
6429801	CDBG YR 18-MCYS	930.00	.00	.00	.00	930.00	.00
642986	CDBG YR 18 HOUSING DEMO	48,032.56	.00	266.94	10,806.93	37,225.63	.22
642989	CDBG YR 18 HOMELESS EMPON	5,162.96	.00	.00	.00	5,162.96	.00
TOTAL	CDBG/\$2,172,630 - YEAR 18	54,125.52	.00	266.94	10,806.93	43,318.59	.20
642992	CDBG YR 19 DEMOLITION	50,000.00	.00	.00	.00	50,000.00	.00
642993	CDBG YR 19 HOUSING REHAB	60,494.25	.00	23,941.30	23,941.30	36,552.95	.40
642996	CDBG YR 19 NEW DANVILLE	185.00	.00	.00	.00	185.00	.00
TOTAL	CDBG/\$2,301,631 - YEAR 19	110,679.25	.00	23,941.30	23,941.30	86,737.95	.22
TOTAL	CDBG/\$1.7MIL-YEAR 1	4,514,858.07	1,250.00	36,732.38	78,008.32	4,436,849.75	.02
643931	HOME YR 13 TRANSI. HSG	331,562.75	.00	.00	.00	331,562.75	.00
TOTAL	HOME/\$442,085 - YEAR 13	331,562.75	.00	.00	.00	331,562.75	.00
643941	HOME YR 14 ANGEL REACH	353,223.75	.00	.00	.00	353,223.75	.00

11/04/19
ACCOUNTING PERIOD: 2/20

MONTGOMERY COUNTY, TEXAS
DEPT/DIV EXPENDITURE SUMMARY

PAGE 18

SELECTION CRITERIA: ALL

FUND - 219 - COMMUNITY DEVELOPMENT

ACCOUNT	TITLE	BUDGET	PERIOD EXPENDITURES	ENCUMBRANCES OUTSTANDING	YEAR TO DATE ENC + EXP	AVAILABLE BALANCE	YTD/ BUD
643942	HOME YR 14 CHDO	.45	.00	.00	.00	.45	.00
TOTAL	HOME 470,965 YEAR 14	353,224.20	.00	.00	.00	353,224.20	.00
643951	HOME YR 15 - ANGEL REACH	353,223.75	.00	.00	.00	353,223.75	.00
643952	HOME YR 15 - CHDO	2,945.52	.00	.00	.00	2,945.52	.00
TOTAL	HOME YEAR 15	356,169.27	.00	.00	.00	356,169.27	.00
643960	HOME YR16 ADMIN	3,970.21	.00	.00	8.34	3,961.87	.00
643961	HOME YR16 CHDO	22,636.86	.00	.00	.00	22,636.86	.00
643962	HOME YR16 EASTER SEALS	267,453.20	.00	.00	.00	267,453.20	.00
643963	HOME YR16 CAPITAL CONTING	189,765.00	.00	.00	.00	189,765.00	.00
TOTAL	HOME YEAR 16	483,825.27	.00	.00	8.34	483,816.93	.00
643970	HOME YR17-ADMIN	61,406.00	.00	.00	195.47	61,210.53	.00
643971	HOME YR17-CHDO	252,661.00	.00	.00	.00	252,661.00	.00
643972	HOME YR17-EASTER SEALS	300,000.00	.00	.00	.00	300,000.00	.00
TOTAL	HOME PROGRAM/5750X-YR 1	2,138,848.49	.00	.00	203.81	2,138,644.68	.00
6436	HOME PROGRAM/5520,649-YR7	120,000.00	.00	.00	.00	120,000.00	.00
TOTAL	HOME PROGRAM/5520,649-YR7	120,000.00	.00	.00	.00	120,000.00	.00
644080	HESG YR8 ADMIN	50.36	.00	.00	.00	50.36	.00
644081	HESG YR8 SOCIAL SERVICES	40,232.91	.00	.00	.00	40,232.91	.00
TOTAL	HESG YEAR 8	40,283.27	.00	.00	.00	40,283.27	.00
644090	HESG YR9-ADMIN	8,266.00	.00	.00	.00	8,266.00	.00
644091	HESG YR9-SOCIAL SERVICES	212,179.00	.00	.00	.00	212,179.00	.00
TOTAL	CDBG DISASTER REC GRANT	260,728.27	.00	.00	.00	260,728.27	.00
TOTAL	HEALTH AND WELFARE	10,081,626.83	1,250.00	36,732.38	78,212.13	10,003,414.70	.01
TOTAL	COMMUNITY DEVELOPMENT	10,081,626.83	1,250.00	36,732.38	78,212.13	10,003,414.70	.01

11/04/19
ACCOUNTING PERIOD: 2/20

MONTGOMERY COUNTY, TEXAS
DEPT/DIV EXPENDITURE SUMMARY

PAGE 19

SELECTION CRITERIA: ALL

FUND - 221 - LAW LIBRARY

ACCOUNT	----- TITLE -----	BUDGET	PERIOD EXPENDITURES	ENCUMBRANCES OUTSTANDING	YEAR TO DATE ENC + EXP	AVAILABLE BALANCE	YTD/ BUD
426221	CCL 1 - LAW LIBRARY	1,000.00	.00	.00	.00	1,000.00	.00
TOTAL	COUNTY COURT AT LAW #1	1,000.00	.00	.00	.00	1,000.00	.00
427221	CCL 2 - LAW LIBRARY	1,000.00	.00	402.00	402.00	598.00	.40
TOTAL	COUNTY COURT AT LAW #2	1,000.00	.00	402.00	402.00	598.00	.40
429221	CCL 3 - LAW LIBRARY	1,000.00	.00	1,000.00	1,000.00	.00	1.00
TOTAL	COUNTY COURT AT LAW #3	1,000.00	.00	1,000.00	1,000.00	.00	1.00
430221	CCL 4 - LAW LIBRARY	1,000.00	.00	.00	.00	1,000.00	.00
TOTAL	COUNTY COURT AT LAW #4	1,000.00	.00	.00	.00	1,000.00	.00
431221	CCL 5 - LAW LIBRARY	1,000.00	.00	.00	.00	1,000.00	.00
TOTAL	COUNTY COURT AT LAW #5	1,000.00	.00	.00	.00	1,000.00	.00
434221	9TH DIST CT - LAW LIBRARY	1,000.00	.00	.00	.00	1,000.00	.00
TOTAL	9TH DISTRICT COURT	1,000.00	.00	.00	.00	1,000.00	.00
436221	410 DIST CT - LAW LIBRARY	1,000.00	.00	1,000.00	1,000.00	.00	1.00
TOTAL	410th DISTRICT COURT	1,000.00	.00	1,000.00	1,000.00	.00	1.00
437221	221ST DC - LAW LIBRARY	1,700.00	.00	.00	.00	1,700.00	.00
TOTAL	221ST DISTRICT COURT	1,700.00	.00	.00	.00	1,700.00	.00
438221	284TH DC - LAW LIBRARY	1,000.00	.00	.00	.00	1,000.00	.00
TOTAL	284TH DISTRICT COURT	1,000.00	.00	.00	.00	1,000.00	.00
439221	359TH DC - LAW LIBRARY	1,000.00	.00	.00	.00	1,000.00	.00
TOTAL	359TH DISTRICT COURT	1,000.00	.00	.00	.00	1,000.00	.00
441221	418TH DC - LAW LIBRARY	1,000.00	.00	1,000.00	1,000.00	.00	1.00
TOTAL	418TH DISTRICT COURT	1,000.00	.00	1,000.00	1,000.00	.00	1.00
442221	435TH DC - LAW LIBRARY	1,000.00	.00	.00	.00	1,000.00	.00
TOTAL	435TH DISTRICT COURT	1,000.00	.00	.00	.00	1,000.00	.00
465221	CRT OPER - LAW LIBRARY	12,100.00	.00	.00	.00	12,100.00	.00
TOTAL	COURT OPERATIONS	12,100.00	.00	.00	.00	12,100.00	.00
476	LAW LIBRARY	271,241.00	.00	520.00	11,121.78	260,119.22	.04
TOTAL	LAW LIBRARY	271,241.00	.00	520.00	11,121.78	260,119.22	.04
TOTAL	LEGAL SERVICES	236,041.00	.00	3,922.00	14,523.78	281,517.22	.05
TOTAL	LAW LIBRARY	236,041.00	.00	3,922.00	14,523.78	281,517.22	.05

11/04/19
ACCOUNTING PERIOD: 2/20

MONTGOMERY COUNTY, TEXAS
DEPT/DIV EXPENDITURE SUMMARY

PAGE 20

SELECTION CRITERIA: ALL

FUND - 224 - JUVENILE PROBATION-STATE

ACCOUNT	TITLE	BUDGET	PERIOD EXPENDITURES	ENCUMBRANCES OUTSTANDING	YEAR TO DATE ENC + EXP	AVAILABLE BALANCE	YTD/ BUD
5711306	FOSTER CARE TITLE IV-E/19	46,424.31	.00	.00	.00	46,424.31	.00
57114801	BASIC SUPERVISION A/20	500,696.76	.00	1,819.34	29,220.93	471,475.83	.06
57114802	COMMUNITY PROGRAMS A/20	634,728.09	.00	5,560.00	36,175.08	598,553.01	.06
57114803	PRE & POST ADJ FACIL A/20	245,000.00	.00	.00	.00	245,000.00	.00
57114804	COMMITMENT DIVERSION A/20	225,000.00	.00	.00	.00	225,000.00	.00
57114805	MENTAL HEALTH A/20	211,085.96	.00	.00	11,005.41	200,080.55	.05
TOTAL	JUV PROB/STATE AID-A/20	1,816,510.81	.00	7,379.34	76,401.42	1,740,109.39	.04
571157	JUV JUS ALT ED PGR-P/20	521,931.93	.00	.00	29,045.68	492,886.25	.06
57117	JUVENILE PROBATION-LOCAL	83,262.64	.00	.00	.00	83,262.64	.00
5711840	RDA PRG-17-D0174	8,749.24	.00	.00	.00	8,749.24	.00
5711841	RDA PRG-17-D0274	5,337.63	.00	.00	.00	5,337.63	.00
5711842	RDA PRG-18-D0144	29,673.00	.00	.00	.00	29,673.00	.00
5711843	RDA PRG-18-D0145	19,089.00	.00	.00	.00	19,089.00	.00
5711844	RDA PRG-18-D0153	8,316.00	.00	.00	.00	8,316.00	.00
TOTAL	JUV PROB/RDA PRG	71,164.87	.00	.00	.00	71,164.87	.00
TOTAL	JUVENILE PROBATION	2,539,294.56	.00	7,379.34	105,447.10	2,433,847.46	.04
TOTAL	PUBLIC SAFETY	2,539,294.56	.00	7,379.34	105,447.10	2,433,847.46	.04
TOTAL	JUVENILE PROBATION-STATE	2,539,294.56	.00	7,379.34	105,447.10	2,433,847.46	.04

11/04/19
ACCOUNTING PERIOD: 2/20

MONTGOMERY COUNTY, TEXAS
DEPT/DIV EXPENDITURE SUMMARY

PAGE 21

SELECTION CRITERIA: ALL

FUND - 225 - RECORDS MGMT/PRESERVATION

ACCOUNT	TITLE	BUDGET	PERIOD EXPENDITURES	ENCUMBRANCES OUTSTANDING	YEAR TO DATE ENC + EXP	AVAILABLE BALANCE	YTD/ BUD
40311	CTY CLK/RECORDS MGMT/PRES	538,309.00	.00	155.48	21,193.22	517,115.78	.04
TOTAL	COUNTY CLERK	538,309.00	.00	155.48	21,193.22	517,115.78	.04
TOTAL	GENERAL ADMINISTRATION	538,309.00	.00	155.48	21,193.22	517,115.78	.04
TOTAL	RECORDS MGMT/PRESERVATION	538,309.00	.00	155.48	21,193.22	517,115.78	.04

11/04/19

ACCOUNTING PERIOD: 2/20

SELECTION CRITERIA: ALL

FUND - 226 - PRE-TRIAL DIVERSION FUND

MONTGOMERY COUNTY, TEXAS
DEPT/DIV EXPENDITURE SUMMARY

PAGE 22

ACCOUNT	TITLE	BUDGET	PERIOD EXPENDITURES	ENCUMBRANCES OUTSTANDING	YEAR TO DATE ENC + EXP	AVAILABLE BALANCE	YTD/ BUD
43513	PRE-TRIAL DIVERSION	38,863.00	.00	.00	1,435.59	37,427.41	.04
TOTAL	DISTRICT ATTORNEY	38,863.00	.00	.00	1,435.59	37,427.41	.04
TOTAL	JUDICIAL	38,863.00	.00	.00	1,435.59	37,427.41	.04
TOTAL	PRE-TRIAL DIVERSION FUND	38,863.00	.00	.00	1,435.59	37,427.41	.04

11/04/19
ACCOUNTING PERIOD: 2/20

MONTGOMERY COUNTY, TEXAS
DEPT/DIV EXPENDITURE SUMMARY

PAGE 23

SELECTION CRITERIA: ALL

FUND - 232 - AIRPORT GRANTS

ACCOUNT	TITLE	BUDGET	PERIOD EXPENDITURES	ENCUMBRANCES OUTSTANDING	YEAR TO DATE ENC + EXP	AVAILABLE BALANCE	YTD/ BUD
6291324	AIRPORT-RAMP GRANT FY20	50,000.00	.00	15,850.00	15,850.00	34,150.00	.32
629137	1612CONROE	52.00	.00	.00	.00	52.00	.00
629138	1812CONRO	5,947,321.02	.00	.00	.00	5,947,321.02	.00
629160	1912CONROE-DESIGN PHASE	140,000.00	.00	.00	.00	140,000.00	.00
TOTAL	TAXIWAY G & F DESIGN/CNST	140,000.00	.00	.00	.00	140,000.00	.00
TOTAL	AIRPORT	6,137,373.02	.00	15,850.00	15,850.00	6,121,523.02	.00
TOTAL	PUBLIC TRANSPORTATION	6,137,373.02	.00	15,850.00	15,850.00	6,121,523.02	.00
TOTAL	AIRPORT GRANTS	6,137,373.02	.00	15,850.00	15,850.00	6,121,523.02	.00

11/04/19
ACCOUNTING PERIOD: 2/20

MONTGOMERY COUNTY, TEXAS
DEPT/DIV EXPENDITURE SUMMARY

PAGE 24

SELECTION CRITERIA: ALL

FUND - 233 - MENTAL HEALTH FACILITY

ACCOUNT	TITLE	BUDGET	PERIOD EXPENDITURES	ENCUMBRANCES OUTSTANDING	YEAR TO DATE ENC + EXP	AVAILABLE BALANCE	YTD/ BUD
6311	MENTAL HEALTH	15,256,015.00	.00	1,210.72	1,210.72	15,254,804.28	.00
TOTAL	MENTAL HEALTH	15,256,015.00	.00	1,210.72	1,210.72	15,254,804.28	.00
TOTAL	HEALTH AND WELFARE	15,256,015.00	.00	1,210.72	1,210.72	15,254,804.28	.00
TOTAL	MENTAL HEALTH FACILITY	15,256,015.00	.00	1,210.72	1,210.72	15,254,804.28	.00

11/04/19
ACCOUNTING PERIOD: 2/20

MONTGOMERY COUNTY, TEXAS
DEPT/DIV EXPENDITURE SUMMARY

PAGE 25

SELECTION CRITERIA: ALL

FUND - 234 - RECORDS MANAGEMENT COUNTY

ACCOUNT	TITLE	BUDGET	PERIOD EXPENDITURES	ENCUMBRANCES OUTSTANDING	YEAR TO DATE ENC + EXP	AVAILABLE BALANCE	YTD/ BUD
409310	RECORDS MNGT COUNTY	39,471.00	.00	.00	.00	39,471.00	.00
TOTAL	NON-DEPARTMENTAL	39,471.00	.00	.00	.00	39,471.00	.00
TOTAL	GENERAL ADMINISTRATION	39,471.00	.00	.00	.00	39,471.00	.00
560141	SHERIFF/RECORDS MGT DIVN	639,266.00	.00	1,193.24	34,555.27	604,710.73	.05
TOTAL	SHERIFF	639,266.00	.00	1,193.24	34,555.27	604,710.73	.05
TOTAL	PUBLIC SAFETY	639,266.00	.00	1,193.24	34,555.27	604,710.73	.05
TOTAL	RECORDS MANAGEMENT COUNTY	678,737.00	.00	1,193.24	34,555.27	644,161.73	.05

11/04/19
ACCOUNTING PERIOD: 2/20

MONTGOMERY COUNTY, TEXAS
DEPT/DIV EXPENDITURE SUMMARY

PAGE 26

SELECTION CRITERIA: ALL

FUND - 235 - RECORDS MGMT DIST CLERK

ACCOUNT	TITLE	BUDGET	PERIOD EXPENDITURES	ENCUMBRANCES OUTSTANDING	YEAR TO DATE ENC + EXP	AVAILABLE BALANCE	YTD/ BYD
450110	RECORDS MGMT DIST CLERK	80,000.00	.00	.00	54.00	79,946.00	.00
TOTAL	DISTRICT CLERK	80,000.00	.00	.00	54.00	79,946.00	.00
TOTAL	GENERAL ADMINISTRATION	80,000.00	.00	.00	54.00	79,946.00	.00
TOTAL	RECORDS MGMT DIST CLERK	80,000.00	.00	.00	54.00	79,946.00	.00

11/04/19
ACCOUNTING PERIOD: 2/20

MONTGOMERY COUNTY, TEXAS
DEPT/DIV EXPENDITURE SUMMARY

PAGE 27

SELECTION CRITERIA: ALL

FUND - 237 - DIST CLERK RECORDS PRESER

ACCOUNT	TITLE	BUDGET	PERIOD EXPENDITURES	ENCUMBRANCES OUTSTANDING	YEAR TO DATE ENC + EXP	AVAILABLE BALANCE	YTD/ BUD
45030	DISTRICT CLERK REC PRESV	40,000.00	.00	.00	.00	40,000.00	.00
TOTAL	DISTRICT CLERK	40,000.00	.00	.00	.00	40,000.00	.00
TOTAL	JUDICIAL	40,000.00	.00	.00	.00	40,000.00	.00
TOTAL	DIST CLERK RECORDS PRESER	40,000.00	.00	.00	.00	40,000.00	.00

11/04/19
ACCOUNTING PERIOD: 2/20

MONTGOMERY COUNTY, TEXAS
DEPT/DIV EXPENDITURE SUMMARY

PAGE 28

SELECTION CRITERIA: ALL

FUND - 238 - COURT GUARDIANSHIP

ACCOUNT	TITLE	BUDGET	PERIOD EXPENDITURES	ENCUMBRANCES OUTSTANDING	YEAR TO DATE ENC + EXP	AVAILABLE BALANCE	YTD/ BUD
40933	COURT GUARDIANSHIP	30,000.00	.00	.00	2,290.00	27,710.00	.08
TOTAL	NON-DEPARTMENTAL	30,000.00	.00	.00	2,290.00	27,710.00	.08
TOTAL	JUDICIAL	30,000.00	.00	.00	2,290.00	27,710.00	.08
TOTAL	COURT GUARDIANSHIP	30,000.00	.00	.00	2,290.00	27,710.00	.08

SELECTION CRITERIA: ALL

FUND - 239 - COURT REPORTER SVC FUND

ACCOUNT	TITLE	BUDGET	PERIOD EXPENDITURES	ENCUMBRANCES OUTSTANDING	YEAR TO DATE ENC + EXP	AVAILABLE BALANCE	YTD/ BUD
4269	COURT REPORTER CCL 1	5,150.00	.00	.00	.00	5,150.00	.00
TOTAL	COURT REPORTER CCL 1	5,150.00	.00	.00	.00	5,150.00	.00
4279	COURT REPORTER CCL 2	6,100.00	.00	.00	349.53	5,750.47	.06
TOTAL	COURT REPORTER CCL 2	6,100.00	.00	.00	349.53	5,750.47	.06
4299	COURT REPORTER CCL 3	12,714.00	.00	.00	.00	12,714.00	.00
TOTAL	COURT REPORTER CCL 3	12,714.00	.00	.00	.00	12,714.00	.00
4309	COURT REPORTER CCL 4	6,100.00	.00	.00	.00	6,100.00	.00
TOTAL	COURT REPORTER CCL 4	6,100.00	.00	.00	.00	6,100.00	.00
4319	COURT REPORTER CCL 5	4,700.00	.00	.00	421.45	4,278.55	.09
TOTAL	COURT REPORTER CCL 5	4,700.00	.00	.00	421.45	4,278.55	.09
4349	COURT REPORTER 9TH DC	16,500.00	.00	.00	11,468.00	5,032.00	.70
TOTAL	COURT REPORTER 9TH DC	16,500.00	.00	.00	11,468.00	5,032.00	.70
4369	COURT REPORTER 410 DC	10,300.00	.00	.00	2,200.96	8,099.04	.21
TOTAL	COURT REPORTER 410 DC	10,300.00	.00	.00	2,200.96	8,099.04	.21
4379	COURT REPORTER 221 DC	4,500.00	1,468.00	.00	2,028.00	2,472.00	.45
TOTAL	COURT REPORTER 221 DC	4,500.00	1,468.00	.00	2,028.00	2,472.00	.45
4389	COURT REPORTER 284 DC	17,025.00	.00	.00	2,964.36	14,060.64	.17
TOTAL	COURT REPORTER 284 DC	17,025.00	.00	.00	2,964.36	14,060.64	.17
4399	COURT REPORTER 359 DC	5,771.00	.00	.00	.00	5,771.00	.00
TOTAL	COURT REPORTER 359 DC	5,771.00	.00	.00	.00	5,771.00	.00
4419	COURT REPORTER 418 DC	12,752.00	.00	.00	253.00	12,499.00	.02
TOTAL	COURT REPORTER 418 DC	12,752.00	.00	.00	253.00	12,499.00	.02
4429	COURT REPORTER 435 DC	11,500.00	.00	.00	.00	11,500.00	.00
TOTAL	COURT REPORTER 435 DC	11,500.00	.00	.00	.00	11,500.00	.00
45239	COURT REPORTER CT OPS	28,731.00	.00	.00	1,357.00	27,374.00	.05
TOTAL	COURT REPORTER CT OPS	28,731.00	.00	.00	1,357.00	27,374.00	.05
TOTAL	JUDICIAL	141,843.00	1,468.00	.00	21,042.30	120,800.70	.15
TOTAL	COURT REPORTER SVC FUND	141,843.00	1,468.00	.00	21,042.30	120,800.70	.15

11/04/19
ACCOUNTING PERIOD: 2/20

MONTGOMERY COUNTY, TEXAS
DEPT/DIV EXPENDITURE SUMMARY

PAGE 30

SELECTION CRITERIA: ALL

FUND - 240 - COURTHOUSE SECURITY

ACCOUNT	TITLE	BUDGET	PERIOD EXPENDITURES	ENCUMBRANCES OUTSTANDING	YEAR TO DATE ENC + EXP	AVAILABLE BALANCE	YTD/ BUD
5121240	COURTHOUSE SECURITY	370,000.00	.00	3,588.00	3,821.39	366,178.61	.01
TOTAL	JAIL	370,000.00	.00	3,588.00	3,821.39	366,178.61	.01
TOTAL	PUBLIC SAFETY	370,000.00	.00	3,588.00	3,821.39	366,178.61	.01
TOTAL	COURTHOUSE SECURITY	370,000.00	.00	3,588.00	3,821.39	366,178.61	.01

11/04/19
ACCOUNTING PERIOD: 2/20

MONTGOMERY COUNTY, TEXAS
DEPT/DIV EXPENDITURE SUMMARY

PAGE 31

SELECTION CRITERIA: ALL

FUND - 241 - COURT TECHNOLOGY CNTY/DIS

ACCOUNT	TITLE	BUDGET	PERIOD EXPENDITURES	ENCUMBRANCES OUTSTANDING	YEAR TO DATE ENC + EXP	AVAILABLE BALANCE	YTD/ BUD
426241	CCL 1-CITY/DIST CT TECH	1,312.00	.00	.00	.00	1,312.00	.00
TOTAL	COUNTY COURT AT LAW #1	1,312.00	.00	.00	.00	1,312.00	.00
427241	CCL 2-CITY/DIST CT TECH	1,312.00	.00	.00	.00	1,312.00	.00
TOTAL	COUNTY COURT AT LAW #2	1,312.00	.00	.00	.00	1,312.00	.00
429241	CCL 3-CITY/DIST CT TECH	1,624.00	.00	37.99	37.99	1,586.01	.02
TOTAL	COUNTY COURT AT LAW #3	1,624.00	.00	37.99	37.99	1,586.01	.02
430241	CCL 4-CITY/DIST CT TECH	1,000.00	.00	.00	.00	1,000.00	.00
TOTAL	COUNTY COURT AT LAW #4	1,000.00	.00	.00	.00	1,000.00	.00
431241	CCL 5-CITY/DIST CT TECH	1,456.00	.00	520.60	520.60	935.40	.36
TOTAL	COUNTY COURT AT LAW #5	1,456.00	.00	520.60	520.60	935.40	.36
434241	9TH DC-CITY/DIST CT TECH	1,408.00	.00	37.99	37.99	1,370.01	.03
TOTAL	9TH DISTRICT COURT	1,408.00	.00	37.99	37.99	1,370.01	.03
436241	410TH DC-CITY/DIST CT TECH	1,000.00	.00	.00	.00	1,000.00	.00
TOTAL	410TH DISTRICT COURT	1,000.00	.00	.00	.00	1,000.00	.00
437241	221ST DC-CITY/DIST CT TECH	1,331.00	.00	75.98	75.98	1,255.02	.06
TOTAL	221ST DISTRICT COURT	1,331.00	.00	75.98	75.98	1,255.02	.06
438241	284TH DC-CITY/DIST CT TECH	1,312.00	.00	784.31	784.31	527.69	.60
TOTAL	284TH DISTRICT COURT	1,312.00	.00	784.31	784.31	527.69	.60
439241	359TH DC-CITY/DIST CT TECH	1,330.00	.00	22.20	22.20	1,307.80	.02
TOTAL	359TH DISTRICT COURT	1,330.00	.00	22.20	22.20	1,307.80	.02
441241	418TH DC-CITY/DIST CT TECH	1,624.00	.00	25.90	25.90	1,598.10	.02
TOTAL	418TH DISTRICT COURT	1,624.00	.00	25.90	25.90	1,598.10	.02
442241	435TH DC-CITY/DIST CT TECH	1,456.00	.00	37.99	37.99	1,418.01	.03
TOTAL	435TH DISTRICT COURT	1,456.00	.00	37.99	37.99	1,418.01	.03
4459241	CT OPNS-CITY/DIST CT TECH	1,312.00	.00	22.20	22.20	1,289.80	.02
TOTAL	COURT OPERATIONS	1,312.00	.00	22.20	22.20	1,289.80	.02
TOTAL	JUDICIAL	17,477.00	.00	1,565.16	1,565.16	15,911.84	.09
TOTAL	COURT TECHNOLOGY CNTY/DIS	17,477.00	.00	1,565.16	1,565.16	15,911.84	.09

11/04/19
ACCOUNTING PERIOD: 2/20

MONTGOMERY COUNTY, TEXAS
DEPT/DIV EXPENDITURE SUMMARY

PAGE 32

SELECTION CRITERIA: ALL

FUND - 242 - JUSTICE CRT BLDG SECURITY

ACCOUNT	TITLE	BUDGET	PERIOD EXPENDITURES	ENCUMBRANCES OUTSTANDING	YEAR TO DATE ENC + EXP	AVAILABLE BALANCE	YTD/ BUD
510242	BID MNT JP SECURITY	33,365.56	.00	1,695.52	1,695.52	31,670.04	.05
TOTAL	BLDG MAINT/CONSTRUCTION	33,365.56	.00	1,695.52	1,695.52	31,670.04	.05
TOTAL	PUBLIC SAFETY	33,365.56	.00	1,695.52	1,695.52	31,670.04	.05
TOTAL	JUSTICE CRT BLDG SECURITY	33,365.56	.00	1,695.52	1,695.52	31,670.04	.05

SELECTION CRITERIA: ALL

FUND - 243 - JUSTICE CRT TECHNOLOGY

ACCOUNT	TITLE	BUDGET	PERIOD EXPENDITURES	ENCUMBRANCES OUTSTANDING	YEAR TO DATE ENC + EXP	AVAILABLE BALANCE	YTD/ BUD
2	SPECIAL REVENUE FUNDS	49,000.00	.00	.00	.00	49,000.00	.00
TOTAL	SPECIAL REVENUE FUNDS	49,000.00	.00	.00	.00	49,000.00	.00
TOTAL	SPECIAL REVENUE FUNDS	49,000.00	.00	.00	.00	49,000.00	.00
455243	JP 1 JUSTICE CT TECH	450.00	.00	23.45	23.45	426.55	.05
TOTAL	JUSTICE OF PEACE PCT 1	450.00	.00	23.45	23.45	426.55	.05
456243	JP 2 JUSTICE CT TECH	450.00	.00	22.20	22.20	427.80	.05
TOTAL	JUSTICE OF PEACE PCT 2	450.00	.00	22.20	22.20	427.80	.05
457243	JP 3 JUSTICE CT TECH	1,000.00	.00	.00	.00	1,000.00	.00
TOTAL	JUSTICE OF PEACE PCT 3	1,000.00	.00	.00	.00	1,000.00	.00
458243	JP 4 JUSTICE CT TECH	1,100.00	.00	.00	.00	1,100.00	.00
TOTAL	JUSTICE OF PEACE PCT 4	1,100.00	.00	.00	.00	1,100.00	.00
TOTAL	JUDICIAL	3,000.00	.00	45.65	45.65	2,954.35	.02
TOTAL	JUSTICE CRT TECHNOLOGY	52,000.00	.00	45.65	45.65	51,954.35	.00

11/04/19
ACCOUNTING PERIOD: 2/20
DEPT/DIV EXPENDITURE SUMMARY

PAGE 34

SELECTION CRITERIA: ALL

FUND - 244 - JUVENILE CASE MANAGER

ACCOUNT	TITLE	BUDGET	PERIOD EXPENDITURES	ENCUMBRANCES OUTSTANDING	YEAR TO DATE ENC + EXP	AVAILABLE BALANCE	YTD/ BUD
4512	JP 1-JUVENILE CASE DIV	128,940.00	.00	.00	3,779.24	125,160.76	.03
TOTAL	JUSTICE OF PEACE PCT 1	128,940.00	.00	.00	3,779.24	125,160.76	.03
45612	JP 2-JUVENILE CASE DIV	57,536.00	.00	.00	3,327.70	54,208.30	.06
TOTAL	JUSTICE OF PEACE PCT 2	57,536.00	.00	.00	3,327.70	54,208.30	.06
45712	JP 3-JUVENILE CASE DIV	70,062.00	.00	.00	3,834.76	66,227.24	.05
TOTAL	JUSTICE OF PEACE PCT 3	70,062.00	.00	.00	3,834.76	66,227.24	.05
45812	JP 4-JUVENILE CASE DIV	65,539.00	.00	.00	3,814.04	61,724.96	.06
TOTAL	JUSTICE OF PEACE PCT 4	65,539.00	.00	.00	3,814.04	61,724.96	.06
45912	JP 5-JUVENILE CASE DIV	55,115.00	.00	.00	.00	55,115.00	.00
TOTAL	JUSTICE OF PEACE PCT 5	55,115.00	.00	.00	.00	55,115.00	.00
TOTAL	JUDICIAL	377,192.00	.00	.00	14,755.74	362,436.26	.04
TOTAL	JUVENILE CASE MANAGER	377,192.00	.00	.00	14,755.74	362,436.26	.04

11/04/19
ACCOUNTING PERIOD: 2/20

MONTGOMERY COUNTY, TEXAS
DEPT/DIV EXPENDITURE SUMMARY

PAGE 35

SELECTION CRITERIA: ALL

FUND - 254 - CONTRACT ELECTION SERVICE

ACCOUNT	- - - - TITLE - - - -	BUDGET	PERIOD EXPENDITURES	ENCUMBRANCES OUTSTANDING	YEAR TO DATE ENC + EXP	AVAILABLE BALANCE	YTD/ BUD
49041	CONTRACT ELEC DIRECT PAID	.00	.00	73,357.00	73,374.94	-73,374.94	.00
49042	CONTRACT ELEC PAYROLL	.00	.00	17,511.73	31,229.37	-31,229.37	.00
TOTAL	ELECTIONS	.00	.00	90,868.73	104,604.31	-104,604.31	.00
TOTAL	ELECTIONS	.00	.00	90,868.73	104,604.31	-104,604.31	.00
TOTAL	CONTRACT ELECTION SERVICE	.00	.00	90,868.73	104,604.31	-104,604.31	.00

SELECTION CRITERIA: ALL
FUND - 256 - MOCO GRANTS

ACCOUNT	TITLE	BUDGET	PERIOD EXPENDITURES	ENCUMBRANCES OUTSTANDING	YEAR TO DATE ENC + EXP	AVAILABLE BALANCE	YTD/ BUD
406900	ADMINISTRATION	177,012.54	.00	2,758.86	2,805.26	174,207.28	.02
406901	LMB BUYOUT PROGRAM	5,751,305.97	.00	.00	.00	5,751,305.97	.00
406902	LMB BP PROJECT DELIVERY	1,532,680.36	.00	.00	.00	1,532,680.36	.00
406903	UN BUYOUT PROGRAM	1,150,537.23	.00	.00	.00	1,150,537.23	.00
406904	UN BP PROJECT DELIVERY	306,609.64	.00	.00	.00	306,609.64	.00
TOTAL	CDBG-DR 2016 FLOODS	8,918,145.74	.00	2,758.86	2,805.26	8,915,340.48	.00
TOTAL	DISASTER RECOVERY GRANTS	8,918,145.74	.00	2,758.86	2,805.26	8,915,340.48	.00
TOTAL	HEALTH AND WELFARE	8,918,145.74	.00	2,758.86	2,805.26	8,915,340.48	.00
40670102	UASI 18-COM PREP & REG PL	243,810.05	.00	5,021.60	15,253.81	228,556.24	.06
TOTAL	COM PREP & REGIONAL PLAN	243,810.05	.00	5,021.60	15,253.81	228,556.24	.06
40670302	UASI 18-BOC/REG TECH SUST	32,369.17	.00	86.56	15,766.44	16,602.73	.49
TOTAL	BOC/REG TECH SUSTAINMENT	32,369.17	.00	86.56	15,766.44	16,602.73	.49
40670401	UASI 17-M & A	59,126.52	.00	.00	.00	59,126.52	.00
40670402	UASI 18-M & A	67,236.17	.00	4,240.29	5,129.61	62,106.56	.08
TOTAL	M & A	126,362.69	.00	4,240.29	5,129.61	121,233.08	.04
40670502	UASI 18-BOC ENHANCEMENTS	148,701.54	.00	.00	.00	148,701.54	.00
TOTAL	BOC ENHANCEMENTS	148,701.54	.00	.00	.00	148,701.54	.00
40670601	UASI 17-1ST RESP FC SPEC	237,788.51	.00	514.43	514.43	237,274.08	.00
40670602	UASI 18-FR FC SPEC TEAM	333,000.00	.00	.00	.00	333,000.00	.00
TOTAL	1ST RESP FC SPEC TEAM SUS	570,788.51	.00	514.43	514.43	570,274.08	.00
40670701	UASI 17-1ST RESP IE SP RS	320,407.23	.00	.00	.00	320,407.23	.00
40670702	UASI 18-FR IE SPEC RESPON	419,982.88	.00	.00	.00	419,982.88	.00
TOTAL	1ST RESP IE SPEC RESPONSE	740,390.11	.00	.00	.00	740,390.11	.00
40670801	UASI 18- PUB SAFETY VIDEO	200,000.00	.00	.00	.00	200,000.00	.00
TOTAL	PUBLIC SAFETY VIDEO INIT	200,000.00	.00	.00	.00	200,000.00	.00
40670901	UASI 18-IE SWAT SUSTAIN	46,880.00	.00	.00	.00	46,880.00	.00
TOTAL	IE SWAT SUSTAINMENT	46,880.00	.00	.00	.00	46,880.00	.00
TOTAL	HSGP GRANTS	2,109,302.07	.00	9,862.88	36,664.29	2,072,637.78	.02
TOTAL	EMERGENCY MANAGEMENT	2,109,302.07	.00	9,862.88	36,664.29	2,072,637.78	.02
TOTAL	PUBLIC SAFETY	2,109,302.07	.00	9,862.88	36,664.29	2,072,637.78	.02
TOTAL	MOCO GRANTS	11,027,447.81	.00	12,621.74	39,469.55	10,987,978.26	.00

SELECTION CRITERIA: ALL

FUND - 260 - FEDERAL ARRA GRANTS

ACCOUNT	TITLE	BUDGET	PERIOD EXPENDITURES	ENCUMBRANCES OUTSTANDING	YEAR TO DATE ENC + EXP	AVAILABLE BALANCE	YTD/ BUD
60007	BRINSAP	500,000.00	.00	.00	.00	500,000.00	.00
TOTAL	COUNTY ENGINEER	500,000.00	.00	.00	.00	500,000.00	.00
TOTAL	PUBLIC TRANSPORTATION	500,000.00	.00	.00	.00	500,000.00	.00
TOTAL	FEDERAL ARRA GRANTS	500,000.00	.00	.00	.00	500,000.00	.00

11/04/19
ACCOUNTING PERIOD: 2/20

MONTGOMERY COUNTY, TEXAS
DEPT/DIV EXPENDITURE SUMMARY

PAGE 38

SELECTION CRITERIA: ALL

FUND - 261 - CC VITAL RECORDS PRES FND

ACCOUNT	TITLE	BUDGET	PERIOD EXPENDITURES	ENCUMBRANCES OUTSTANDING	YEAR TO DATE ENC + EXP	AVAILABLE BALANCE	YTD/ BUD
403261	VITAL RECORDS PRES	18,190.00	.00	.00	.00	18,190.00	.00
TOTAL	COUNTY CLERK	18,190.00	.00	.00	.00	18,190.00	.00
TOTAL	GENERAL ADMINISTRATION	18,190.00	.00	.00	.00	18,190.00	.00
TOTAL	CC VITAL RECORDS PRES FND	18,190.00	.00	.00	.00	18,190.00	.00

11/04/19
ACCOUNTING PERIOD: 2/20

MONTGOMERY COUNTY, TEXAS
DEPT/DIV EXPENDITURE SUMMARY

PAGE 39

SELECTION CRITERIA: ALL

FUND - 358 - MONTG CO DEBT SERVICE

ACCOUNT	TITLE	BUDGET	PERIOD EXPENDITURES	ENCUMBRANCES OUTSTANDING	YEAR TO DATE ENC + EXP	AVAILABLE BALANCE	YTD/ BUD
6926	CERT OBLIGN 2010A-\$9.055M	934,800.00	.00	.00	.00	934,800.00	.00
TOTAL	CERT OBLIGN 2010A-\$9.055M	934,800.00	.00	.00	.00	934,800.00	.00
6927	C/O 2010B BABS-\$23.395 M	1,218,239.00	.00	.00	.00	1,218,239.00	.00
TOTAL	C/O 2010B BABS-\$23.395 M	1,218,239.00	.00	.00	.00	1,218,239.00	.00
6929	REFUNDING BOND 2012-\$35	2,767,975.00	.00	.00	.00	2,767,975.00	.00
TOTAL	REFUNDING BOND 2012-\$35	2,767,975.00	.00	.00	.00	2,767,975.00	.00
6932	C/O 2012-\$14.5	627,013.00	.00	.00	.00	627,013.00	.00
TOTAL	C/O 2012-\$14.5	627,013.00	.00	.00	.00	627,013.00	.00
6933	C/O 2012A-\$13,350,000	1,138,300.00	.00	.00	.00	1,138,300.00	.00
TOTAL	C/O 2012A-\$13,350,000	1,138,300.00	.00	.00	.00	1,138,300.00	.00
6935	REFUNDING BONDS 2014	6,452,457.00	.00	.00	.00	6,452,457.00	.00
TOTAL	REFUNDING BONDS 2014	6,452,457.00	.00	.00	.00	6,452,457.00	.00
6936	L/T REFUND 2014A 73510000	2,894,750.00	.00	.00	.00	2,894,750.00	.00
TOTAL	L/T REFUND 2014A 73510000	2,894,750.00	.00	.00	.00	2,894,750.00	.00
6937	REFUNDING BONDS 2016	2,945,350.00	.00	.00	.00	2,945,350.00	.00
TOTAL	REFUNDING BONDS 2016	2,945,350.00	.00	.00	.00	2,945,350.00	.00
6938	ROAD BONDS 2016-\$53.14MIL	2,453,500.00	.00	.00	.00	2,453,500.00	.00
TOTAL	ROAD BONDS 2016-\$53.14MIL	2,453,500.00	.00	.00	.00	2,453,500.00	.00
6939	REFUNDING BONDS 2016A	2,071,588.00	.00	.00	.00	2,071,588.00	.00
TOTAL	REFUNDING BONDS 2016A	2,071,588.00	.00	.00	.00	2,071,588.00	.00
6940	ROAD BONDS 2016A	4,939,650.00	.00	.00	.00	4,939,650.00	.00
TOTAL	ROAD BONDS 2016A	4,939,650.00	.00	.00	.00	4,939,650.00	.00
6942	ROAD BONDS, SERIES 2018	3,048,225.00	.00	.00	.00	3,048,225.00	.00
TOTAL	ROAD BONDS, SERIES 2018	3,048,225.00	.00	.00	.00	3,048,225.00	.00
6943	REF BONDS, SERIES 2018	1,080,100.00	.00	.00	.00	1,080,100.00	.00
TOTAL	REF BONDS, SERIES 2018	1,080,100.00	.00	.00	.00	1,080,100.00	.00
6944	ROAD BONDS, SERIES 2018B	4,383,300.00	.00	.00	.00	4,383,300.00	.00
TOTAL	ROAD BONDS, SERIES 2018B	4,383,300.00	.00	.00	.00	4,383,300.00	.00
TOTAL	DEBT SERVICE	36,955,247.00	.00	.00	.00	36,955,247.00	.00
TOTAL	MONTG CO DEBT SERVICE	36,955,247.00	.00	.00	.00	36,955,247.00	.00

11/04/19
ACCOUNTING PERIOD: 2/20

MONTGOMERY COUNTY, TEXAS
DEPT/DIV EXPENDITURE SUMMARY

PAGE 40

SELECTION CRITERIA: ALL

FUND - 40012 - C/P-CERT OBLIGN 2012

ACCOUNT	TITLE	BUDGET	PERIOD EXPENDITURES	ENCUMBRANCES OUTSTANDING	YEAR TO DATE ENC + EXP	AVAILABLE BALANCE	YTD/ BUD
503121	NETWK CLOSET ACCESS-CJIS	197,501.75	.00	.00	.00	197,501.75	.00
TOTAL	MAJOR PROJ 2012 - IT	197,501.75	.00	.00	.00	197,501.75	.00
510120	COUNTY WIDE ROOF PROJECT	26,044.23	.00	.00	2,346.00	23,698.23	.09
510121	AC NEW SECURITY IT ROOMS	49,320.29	.00	.00	.00	49,320.29	.00
TOTAL	MAJOR PRO 2012-BID MNT	75,364.52	.00	.00	2,346.00	73,018.52	.03
TOTAL	CAPITAL PROJECTS	272,866.27	.00	.00	2,346.00	270,520.27	.01
TOTAL	C/P-CERT OBLIGN 2012	272,866.27	.00	.00	2,346.00	270,520.27	.01

11/04/19
ACCOUNTING PERIOD: 2/20

MONTGOMERY COUNTY, TEXAS
DEPT/DIV EXPENDITURE SUMMARY

PAGE 41

SELECTION CRITERIA: ALL

FUND - 40013 - C/P-C/O 2012A-\$15,880,000

ACCOUNT	TITLE	BUDGET	PERIOD EXPENDITURES	ENCUMBRANCES OUTSTANDING	YEAR TO DATE ENC + EXP	AVAILABLE BALANCE	YTD/ BUD
6124013	COMMISSIONER PCT 1	166,285.61	.00	.00	.00	166,285.61	.00
TOTAL	COMMISSIONER PCT 1	166,285.61	.00	.00	.00	166,285.61	.00
TOTAL	CAPITAL PROJECTS	166,285.61	.00	.00	.00	166,285.61	.00
TOTAL	C/P-C/O 2012A-\$15,880,000	166,285.61	.00	.00	.00	166,285.61	.00

11/04/19
ACCOUNTING PERIOD: 2/20

MONTGOMERY COUNTY, TEXAS
DEPT/DIV EXPENDITURE SUMMARY

PAGE 42

SELECTION CRITERIA: ALL

FUND - 40014 - C/P P-T TOLL PROJECTS

ACCOUNT	TITLE	BUDGET	PERIOD EXPENDITURES	ENCUMBRANCES OUTSTANDING	YEAR TO DATE ENC + EXP	AVAILABLE BALANCE	YTD/ BUD
61340214	COMMISSIONER PCT 2	5,336,976.50	.00	.00	.00	5,336,976.50	.00
TOTAL	COMMISSIONER PCT 2	5,336,976.50	.00	.00	.00	5,336,976.50	.00
61540214	COMMISSIONER PCT 4	5,336,976.54	.00	.00	.00	5,336,976.54	.00
TOTAL	COMMISSIONER PCT 4	5,336,976.54	.00	.00	.00	5,336,976.54	.00
TOTAL	PUBLIC TRANSPORTATION	10,673,953.04	.00	.00	.00	10,673,953.04	.00
TOTAL	C/P P-T TOLL PROJECTS	10,673,953.04	.00	.00	.00	10,673,953.04	.00

11/04/19
ACCOUNTING PERIOD: 2/20

MONTGOMERY COUNTY, TEXAS
DEPT/DIV EXPENDITURE SUMMARY

PAGE 43

SELECTION CRITERIA: ALL

FUND - 40016 - C/P SHERIFF PROJECTS

ACCOUNT	TITLE	BUDGET	PERIOD EXPENDITURES	ENCUMBRANCES OUTSTANDING	YEAR TO DATE ENC + EXP	AVAILABLE BALANCE	YTD/ BUD
5126	C/P SHERIFF SUBSTATION	357,500.00	.00	357,500.00	357,500.00	.00	1.00
TOTAL	JAIL	357,500.00	.00	357,500.00	357,500.00	.00	1.00
TOTAL	CAPITAL PROJECTS	357,500.00	.00	357,500.00	357,500.00	.00	1.00
TOTAL	C/P SHERIFF PROJECTS	357,500.00	.00	357,500.00	357,500.00	.00	1.00

11/04/19
ACCOUNTING PERIOD: 2/20

MONTGOMERY COUNTY, TEXAS
DEPT/DIV EXPENDITURE SUMMARY

PAGE 44

SELECTION CRITERIA: ALL

FUND - 40017 - LOCAL CAPITAL PROJECTS

ACCOUNT	TITLE	BUDGET	PERIOD EXPENDITURES	ENCUMBRANCES OUTSTANDING	YEAR TO DATE ENC + EXP	AVAILABLE BALANCE	YTD/ BUD
4066002	EM - RENOVATIONS	2,244.00	.00	.00	.00	2,244.00	.00
TOTAL	CAPITAL PROJ-EMERG MGMT	2,244.00	.00	.00	.00	2,244.00	.00
40912	402 W PHILLIPS PURCHASE	10,000.00	.00	.00	.00	10,000.00	.00
TOTAL	NON-DEPARTMENTAL	10,000.00	.00	.00	.00	10,000.00	.00
4096001	NONDEPT - CO WIDE FACILIT	2,500.00	.00	.00	.00	2,500.00	.00
TOTAL	CAPITAL PROJ-CO WIDE FAC	2,500.00	.00	.00	.00	2,500.00	.00
4666001	REFLECTIVE TINT (CT HSE)	14,224.00	.00	.00	.00	14,224.00	.00
4666002	BULLETPROOF GLASS/REINFOR	175,000.00	.00	.00	.00	175,000.00	.00
TOTAL	CAPITAL PROJ-COURT OPER	189,224.00	.00	.00	.00	189,224.00	.00
4996001	TAX OFFICE CIP	198,709.03	.00	.00	.00	198,709.03	.00
TOTAL	CAPITAL PROJ-TAX OFFICE	198,709.03	.00	.00	.00	198,709.03	.00
50360001	ICAC EVIDENCE STORAGE	1,435.44	.00	.00	.00	1,435.44	.00
50360002	COMPELLANT STORAGE-LOCAL	428,046.72	.00	420,032.74	420,032.74	8,013.98	.98
50360003	IT SECURITY SYSTEM	174,671.20	.00	.00	59,626.23	115,044.97	.34
50360005	ENTERPRISE RESOURCE PLAN	3,071,825.93	.00	545,892.13	640,892.13	2,430,933.80	.21
50360006	COUNTY WIDE PHONE PROJECT	348,439.00	.00	.00	.00	348,439.00	.00
50360007	MOTOROLA/SPILLMAN UPDATE	2,298,411.00	.00	.00	.00	2,298,411.00	.00
TOTAL	CAPITAL PROJ-IT	6,322,829.29	.00	965,924.87	1,120,551.10	5,202,278.19	.18
51083	DISTRICT 2 SHERIFF BLDG	1,570,903.97	.00	.00	.00	1,570,903.97	.00
51084	SPRING CREEK REMODEL PCT3	5,373.12	.00	.00	.00	5,373.12	.00
51089	EXTENSION OFFICE PARKING	19,517.00	.00	.00	.00	19,517.00	.00
TOTAL	BLDG MAINT/CONSTRUCTION	1,595,794.09	.00	.00	.00	1,595,794.09	.00
51060011	COUNTY WIDE ROOF MGMT	145,639.37	.00	16,301.40	20,399.31	125,240.06	.14
56060001	RADIO TOWER	476,872.78	.00	.00	.00	476,872.78	.00
TOTAL	CAPITAL PROJ-BLDG MAINT	622,512.15	.00	16,301.40	20,399.31	602,112.84	.03
5136001	IONE STAR FLOOR/PARTITION	50,000.00	.00	.00	.00	50,000.00	.00
TOTAL	CIVIC CENTER CAPITAL IMPR	50,000.00	.00	.00	.00	50,000.00	.00
6136001	DISTRICT 4 SUBSTATION	1,268,477.00	.00	.00	.00	1,268,477.00	.00
TOTAL	CAPITAL PROJ-DIST4 SUBSTA	1,268,477.00	.00	.00	.00	1,268,477.00	.00
63060001	FORENSICS CENTER	2,838,485.00	.00	.00	.00	2,838,485.00	.00
TOTAL	CAPITAL PROJ-FORENSICS	2,838,485.00	.00	.00	.00	2,838,485.00	.00
TOTAL	CAPITAL PROJECTS	13,100,774.56	.00	982,226.27	1,140,950.41	11,959,824.15	.09
TOTAL	LOCAL CAPITAL PROJECTS	13,100,774.56	.00	982,226.27	1,140,950.41	11,959,824.15	.09

RUN DATE 11/04/19 TIME 08:15:56

- LIVE DATA BASE/COUNTY AUD

11/04/19
ACCOUNTING PERIOD: 2/20

MONTGOMERY COUNTY, TEXAS
DEPT/DIV EXPENDITURE SUMMARY

PAGE 45

SELECTION CRITERIA: ALL

FUND - 40018 - C/P ROAD BONDS 2016, \$60M

ACCOUNT	TITLE	BUDGET	PERIOD EXPENDITURES	ENCUMBRANCES OUTSTANDING	YEAR TO DATE ENC + EXP	AVAILABLE BALANCE	YTD/ BUD
6124014	COMMISSIONER PCT 1	273,893.36	.00	.00	.00	273,893.36	.00
TOTAL	COMMISSIONER PCT 1	273,893.36	.00	.00	.00	273,893.36	.00
6134014	COMMISSIONER PCT 2	394,012.51	.00	.00	.00	394,012.51	.00
TOTAL	COMMISSIONER PCT 2	394,012.51	.00	.00	.00	394,012.51	.00
6144014	COMMISSIONER PCT 3	773,881.31	.00	.00	.00	773,881.31	.00
TOTAL	COMMISSIONER PCT 3	773,881.31	.00	.00	.00	773,881.31	.00
6154014	COMMISSIONER PCT 4	245,706.49	.00	20,220.00	20,220.00	225,486.49	.08
TOTAL	COMMISSIONER PCT 4	245,706.49	.00	20,220.00	20,220.00	225,486.49	.08
TOTAL	CAPITAL PROJECTS	1,687,493.67	.00	20,220.00	20,220.00	1,667,273.67	.01
TOTAL	C/P ROAD BONDS 2016, \$60M	1,687,493.67	.00	20,220.00	20,220.00	1,667,273.67	.01

11/04/19
ACCOUNTING PERIOD: 2/20

MONTGOMERY COUNTY, TEXAS
DEPT/DIV EXPENDITURE SUMMARY

PAGE 46

SELECTION CRITERIA: ALL

FUND - 40019 - C/P ROAD BONDS 2016A

ACCOUNT	TITLE	BUDGET	PERIOD EXPENDITURES	ENCUMBRANCES OUTSTANDING	YEAR TO DATE ENC + EXP	AVAILABLE BALANCE	YTD/ BUD
6124015	COMMISSIONER PCT1	460,247.58	.00	-10,732.44	84,170.07	376,077.51	.18
TOTAL	COMMISSIONER PCT1	460,247.58	.00	-10,732.44	84,170.07	376,077.51	.18
6134015	COMMISSIONER PCT 2	1,158,590.16	.00	.00	.00	1,158,590.16	.00
TOTAL	COMMISSIONER PCT 2	1,158,590.16	.00	.00	.00	1,158,590.16	.00
6144015	COMMISSIONER PCT 3	22,264.53	.00	982.50	982.50	21,282.03	.04
TOTAL	COMMISSIONER PCT 3	22,264.53	.00	982.50	982.50	21,282.03	.04
6154015	COMMISSIONER PCT 4	1,228,177.93	.00	.00	37,753.80	1,190,424.13	.03
TOTAL	COMMISSIONER PCT 4	1,228,177.93	.00	.00	37,753.80	1,190,424.13	.03
TOTAL	CAPITAL PROJECTS	2,869,280.20	.00	-9,749.94	122,906.37	2,746,373.83	.04
TOTAL	C/P ROAD BONDS 2016A	2,869,280.20	.00	-9,749.94	122,906.37	2,746,373.83	.04

11/04/19
ACCOUNTING PERIOD: 2/20

MONTGOMERY COUNTY, TEXAS
DEPT/DIV EXPENDITURE SUMMARY

PAGE 47

SELECTION CRITERIA: ALL

FUND - 40020 - C/P ROAD BONDS 2018

ACCOUNT	TITLE	BUDGET	PERIOD EXPENDITURES	ENCUMBRANCES OUTSTANDING	YEAR TO DATE ENC + EXP	AVAILABLE BALANCE	YTD/ BUD
6124016	COMMISSIONER PCT1	10,674.60	.00	.00	7,924.94	2,749.66	.74
TOTAL	COMMISSIONER PCT1	10,674.60	.00	.00	7,924.94	2,749.66	.74
6134016	COMMISSIONER PCT 2	1,412,284.80	.00	.00	.00	1,412,284.80	.00
TOTAL	COMMISSIONER PCT 2	1,412,284.80	.00	.00	.00	1,412,284.80	.00
6144016	COMMISSIONER PCT3	12,863,907.67	.00	.00	.00	12,863,907.67	.00
TOTAL	COMMISSIONER PCT3	12,863,907.67	.00	.00	.00	12,863,907.67	.00
6154016	COMMISSIONER PCT4	5,082,132.33	.00	.00	.00	5,082,132.33	.00
TOTAL	COMMISSIONER PCT4	5,082,132.33	.00	.00	.00	5,082,132.33	.00
TOTAL	CAPITAL PROJECTS	19,368,999.40	.00	.00	7,924.94	19,361,074.46	.00
TOTAL	C/P ROAD BONDS 2018	19,368,999.40	.00	.00	7,924.94	19,361,074.46	.00

11/04/19
ACCOUNTING PERIOD: 2/20

MONTGOMERY COUNTY, TEXAS
DEPT/DIV EXPENDITURE SUMMARY

PAGE 48

SELECTION CRITERIA: ALL

FUND - 40021 - C/P ROAD BONDS 2018B

ACCOUNT	TITLE	BUDGET	PERIOD EXPENDITURES	ENCUMBRANCES OUTSTANDING	YEAR TO DATE ENC + EXP	AVAILABLE BALANCE	YTD/ BUD
6124017	COMMISSIONER PCT 1	12,777,111.33	.00	58,769.50	173,168.70	12,603,942.63	.01
TOTAL	COMMISSIONER PCT 1	12,777,111.33	.00	58,769.50	173,168.70	12,603,942.63	.01
6134017	COMMISSIONER PCT 2	11,090,114.00	.00	18,798.00	18,798.00	11,071,316.00	.00
TOTAL	COMMISSIONER PCT 2	11,090,114.00	.00	18,798.00	18,798.00	11,071,316.00	.00
6144017	COMMISSIONER PCT 3	3,600,000.00	.00	.00	.00	3,600,000.00	.00
TOTAL	COMMISSIONER PCT 3	3,600,000.00	.00	.00	.00	3,600,000.00	.00
6154017	COMMISSIONER PCT 4	42,951,150.50	.00	.00	.00	42,951,150.50	.00
TOTAL	COMMISSIONER PCT 4	42,951,150.50	.00	.00	.00	42,951,150.50	.00
TOTAL	CAPITAL PROJECTS	70,418,375.83	.00	77,567.50	191,966.70	70,226,409.13	.00
TOTAL	C/P ROAD BONDS 2018B	70,418,375.83	.00	77,567.50	191,966.70	70,226,409.13	.00

11/04/19
ACCOUNTING PERIOD: 2/20

MONTGOMERY COUNTY, TEXAS
DEPT/DIV EXPENDITURE SUMMARY

PAGE 49

SELECTION CRITERIA: ALL

FUND - 500 - TOLL ROAD AUTHORITY

ACCOUNT	TITLE	BUDGET	PERIOD EXPENDITURES	ENCUMBRANCES OUTSTANDING	YEAR TO DATE ENC + EXP	AVAILABLE BALANCE	YTD/ BUD
50002	249 TOLL PROJECT	6,243,934.04	.00	.00	.00	6,243,934.04	.00
500020	WETLANDS MITIGATION	87,300.00	.00	.00	.00	87,300.00	.00
TOTAL	249 TOLL PROJECT	6,331,234.04	.00	.00	.00	6,331,234.04	.00
50003	242 TOLL PROJECT	2,375.00	.00	.00	.00	2,375.00	.00
TOTAL	242 TOLL PROJECT	2,375.00	.00	.00	.00	2,375.00	.00
TOTAL	PUBLIC TRANSPORTATION	6,333,609.04	.00	.00	.00	6,333,609.04	.00
TOTAL	TOLL ROAD AUTHORITY	6,333,609.04	.00	.00	.00	6,333,609.04	.00

11/04/19
ACCOUNTING PERIOD: 2/20

MONTGOMERY COUNTY, TEXAS
DEPT/DIV EXPENDITURE SUMMARY

PAGE 50

SELECTION CRITERIA: ALL

FUND - 670 - SELF INSURANCE MEDICAL FD

ACCOUNT	TITLE	BUDGET	PERIOD EXPENDITURES	ENCUMBRANCES OUTSTANDING	YEAR TO DATE ENC + EXP	AVAILABLE BALANCE	YTD/ BUD
4023	EMPLOYEE HEALTH	.00	.00	.00	2,523,451.11	-2,523,451.11	.00
4024	RETIREE HEALTH	.00	.00	.00	248,812.33	-248,812.33	.00
4025	OPTIONAL BENEFITS	.00	.00	.00	145,342.28	-145,342.28	.00
4028	COBRA COVERAGE	.00	.00	.00	1,155.94	-1,155.94	.00
4029	EMPLOYEE LIFE	.00	.00	.00	12,371.24	-12,371.24	.00
TOTAL	RISK MANAGEMENT	.00	.00	.00	2,931,132.90	-2,931,132.90	.00
TOTAL	GENERAL ADMINISTRATION	.00	.00	.00	2,931,132.90	-2,931,132.90	.00
TOTAL	SELF INSURANCE MEDICAL FD	.00	.00	.00	2,931,132.90	-2,931,132.90	.00

11/04/19
ACCOUNTING PERIOD: 2/20

MONTGOMERY COUNTY, TEXAS
DEPT/DIV EXPENDITURE SUMMARY

PAGE 51

SELECTION CRITERIA: ALL

FUND - 671 - SELF INSURANCE W/C FUND

ACCOUNT	TITLE	BUDGET	PERIOD EXPENDITURES	ENCUMBRANCES OUTSTANDING	YEAR TO DATE ENC + EXP	AVAILABLE BALANCE	YTD/ BUD
40210	RISK MGT-WORKERS COMP	.00	.00	7,280.00	53,088.67	-53,088.67	.00
TOTAL	RISK MANAGEMENT	.00	.00	7,280.00	53,088.67	-53,088.67	.00
TOTAL	GENERAL ADMINISTRATION	.00	.00	7,280.00	53,088.67	-53,088.67	.00
TOTAL	SELF INSURANCE W/C FUND	.00	.00	7,280.00	53,088.67	-53,088.67	.00

11/04/19
ACCOUNTING PERIOD: 2/20

MONTGOMERY COUNTY, TEXAS
DEPT/DIV EXPENDITURE SUMMARY

PAGE 52

SELECTION CRITERIA: ALL

FUND - 672 - SELF INS ACCIDENT AND LIAB

ACCOUNT	TITLE	BUDGET	PERIOD EXPENDITURES	ENCUMBRANCES OUTSTANDING	YEAR TO DATE ENC + EXP	AVAILABLE BALANCE	YTD/ BUD
40220	RISK MGT-PROP/CASUALTY/LIAB	.00	71.15	14,890.92	51,581.10	-51,581.10	.00
TOTAL	RISK MANAGEMENT	.00	71.15	14,890.92	51,581.10	-51,581.10	.00
TOTAL	GENERAL ADMINISTRATION	.00	71.15	14,890.92	51,581.10	-51,581.10	.00
TOTAL	SELF INS ACCIDENT AND LIAB	.00	71.15	14,890.92	51,581.10	-51,581.10	.00

11/04/19
ACCOUNTING PERIOD: 2/20

MONTGOMERY COUNTY, TEXAS
DEPT/DIV EXPENDITURE SUMMARY

PAGE 53

SELECTION CRITERIA: ALL

FUND - 673 - WELLNESS CLINIC

ACCOUNT	TITLE	BUDGET	PERIOD EXPENDITURES	ENCUMBRANCES OUTSTANDING	YEAR TO DATE ENC + EXP	AVAILABLE BALANCE	YTD/ BUD
4026	WELLNESS CLINIC	.00	.00	.00	182,073.08	-182,073.08	.00
TOTAL	RISK MANAGEMENT	.00	.00	.00	182,073.08	-182,073.08	.00
TOTAL	GENERAL ADMINISTRATION	.00	.00	.00	182,073.08	-182,073.08	.00
TOTAL	WELLNESS CLINIC	.00	.00	.00	182,073.08	-182,073.08	.00
TOTAL REPORT		509,350,614.64	160,581.83	5,016,711.34	23,545,963.92	485,804,650.72	.05