

# **MONTGOMERY COUNTY, TEXAS**

## **Monthly Report to Commissioners Court and District Judges**



**For the Month Ended  
October 31, 2020**

This page left blank intentionally.



**MONTGOMERY COUNTY, TEXAS**

**MONTHLY REPORT TO COMMISSIONERS COURT AND  
DISTRICT JUDGES**

**Prepared by**

**THE MONTGOMERY COUNTY AUDITOR'S OFFICE**  
**Rakesh Pandey, CPA**  
**County Auditor**

Information is presented based on ledger balances and entries posted by November 10, 2020 for the month ended October 31, 2020.  
This is unaudited information.

This page left blank intentionally.

**MONTGOMERY COUNTY, TEXAS**  
**Monthly Report to Commissioners Court and District Judges**  
**As of October 31, 2020**

**TABLE OF CONTENTS**

---

|   | <b>Page</b> |
|---|-------------|
| County Auditor's Letter of Transmittal                                      | 1           |
| Report of Cash Balances   | 2           |
| Summary of Changes in Fund Balance, All Funds                               | 3           |
| Schedule of Expenditures - All Departments - Budget and Year-to-Date Actual | 4-7         |
| Schedule of Bond Indebtedness   | 8           |
| Other Information of Interest   | 9           |

This page left blank intentionally.



**Montgomery County, Texas**  
**Office of the County Auditor**  
501 North Thompson, Suite 205, Conroe, Texas 77301  
P. O. Box 539, Conroe, Texas 77305

Rakesh Pandey, CPA  
County Auditor

Angela H. Blocker  
1<sup>st</sup> Assistant County Auditor

November 17, 2020

The Board of District Judges  
The Commissioners' Court  
Montgomery County, Texas

Honorable Judges and Commissioners:

The required Monthly Report of Montgomery County, Texas is submitted herewith for the period from October 1, 2020 through October 31, 2020. This report was prepared by the County Auditor in compliance with Chapter 114 Section 025 of the Local Government Code.

This Monthly Report presents several segments: **Report of Cash Balances, Summary of Changes in Fund Balance, Schedule of Expenditures, Schedule of Indebtedness, and Other Information.** Included in the Report of Cash Balance are a listing of account balances held by the County. The Summary of Changes in Fund Balance report the aggregate fund balance in each County fund. The Budget Status section is comprised of a Schedule of Expenditures for all departments showing the adjusted budget, the current month's actual activity, the activity for the year to date, current encumbrances and the remainder in the budget. The Schedule of Indebtedness includes a list of County's outstanding bonded debt and capital leases.

This report is designed to provide a general overview of Montgomery County's finances for the District Judges and Commissioners' Court as prescribed in Chapter 114 Section 025 of the Local Government Code. However, the reader should note that the report does not include those disclosures associated with, and usually made a part of, audited financial statements. Questions concerning any of the information provided in this report or requests for additional financial information should be addressed to the Montgomery County Auditor, P.O. Box 539, Conroe, Texas 77305-0539.

Respectfully submitted,

Rakesh Pandey  
Montgomery County Auditor

RP/kgd

**MONTGOMERY COUNTY, TEXAS**  
**Report of Cash & Investment Balances - County's Depository**  
**For the Month Ended October 31, 2020**

|  |                       |
|--|-----------------------|
|  | Balance               |
| Cash - County                                | 324,721,698           |
| Cash - Montgomery County Toll Road Authority | 4,050,982             |
| <b>Total Cash Balance</b>                    | <b>\$ 328,772,680</b> |

|   |                       |
|---|-----------------------|
|   | Balance               |
| Investments - County                                | 124,512,370           |
| Investments - Montgomery County Toll Road Authority | 19,237,415            |
| <b>Total Investments</b>                            | <b>\$ 143,749,785</b> |

**MONTGOMERY COUNTY, TEXAS**  
**Summary of Changes in Fund Balance - All Funds**  
**For the Month Ended October 31, 2020**

| Fund              | Fund Description                      | Fund Balance, 10/1/2020 | Revenues/Other<br>Financing Sources | Expenditures/Other<br>Financing Uses | Fund Balance,<br>10/31/2020 |
|-------------------|---------------------------------------|-------------------------|-------------------------------------|--------------------------------------|-----------------------------|
| ENTITY 1          |                                       |                         |                                     |                                      |                             |
| 100               | General Fund                          | \$ 141,127,191          | \$ 2,444,060                        | \$ 12,047,996                        | \$ 131,523,255              |
| 200               | Road & Bridge                         | 16,638,557              | 1,604,104                           | 1,998,081                            | 16,244,580                  |
| 201               | Worthless Check                       | (16,112)                | -                                   | 1,742                                | (17,854)                    |
| 202               | Forfeitures                           | 2,206,314               | -                                   | 1,916                                | 2,204,398                   |
| 203               | Jail Commissary                       | 1,213,156               | -                                   | 12,583                               | 1,200,573                   |
| 204               | Law Library                           | 500,277                 | 27,499                              | 9,818                                | 517,958                     |
| 205               | Pre-Trial Diversion                   | 50,710                  | 2,600                               | 1,319                                | 51,991                      |
| 206               | County Clerk Records Mgt and Pres     | 4,864,832               | 80,078                              | 15,037                               | 4,929,873                   |
| 207               | County Records Management             | (97,210)                | 6,642                               | 33,934                               | (124,502)                   |
| 208               | District Clerk Records Mgt & Pres     | 129,474                 | 5,259                               | 1,975                                | 132,758                     |
| 209               | Distict Clerk Records Preservation    | 143,767                 | 7,024                               | -                                    | 150,791                     |
| 210               | County & District Courts Digital Pres | 448,134                 | 6,337                               | -                                    | 454,471                     |
| 211               | County & District Court Technology    | 33,209                  | 990                                 | 80                                   | 34,119                      |
| 212               | Court Guardianship                    | 139,700                 | 2,860                               | 5,353                                | 137,207                     |
| 213               | Court Reporter Service                | 362,363                 | 12,492                              | 3,012                                | 371,843                     |
| 214               | Courthouse Security County/Dist       | 117,479                 | 21,271                              | 208                                  | 138,542                     |
| 215               | Courthouse Security JP                | 225,178                 | 13,894                              | -                                    | 239,072                     |
| 216               | Justice Court Technology              | 720,368                 | 11,627                              | 36,082                               | 695,913                     |
| 217               | Juvenile Case Manager                 | (91,131)                | 1,815                               | 16,918                               | (106,234)                   |
| 218               | CC Vital Records Preservation         | 41,903                  | 2,128                               | -                                    | 44,031                      |
| 219               | Contract Election Service             | 25,568                  | -                                   | 16,764                               | 8,804                       |
| 220               | Grants                                | 90,183,690              | 28,516                              | 2,625,929                            | 87,586,277                  |
| 221               | HAVA                                  | 663,508                 | 120,000                             | 3,678                                | 779,830                     |
| 300               | Debt Service                          | 14,508,863              | 3,110                               | -                                    | 14,511,973                  |
| 400               | Local Capital Projects                | 22,096,914              | -                                   | 18,997                               | 22,077,917                  |
| 401               | C/P Revenue Toll Bonds 10             | 5,384,607               | -                                   | -                                    | 5,384,607                   |
| 402               | C/P Certificates of Obligation 2012   | 481,339                 | -                                   | -                                    | 481,339                     |
| 403               | C/P Pass Thru Toll Projects           | 26,897,972              | 718                                 | -                                    | 26,898,690                  |
| 404               | C/P Road Bonds 2016                   | 4,866,720               | 5                                   | -                                    | 4,866,725                   |
| 405               | C/P Road Bonds 2016A                  | 10,356,223              | 299                                 | -                                    | 10,356,522                  |
| 406               | C/P Road Bonds 2018                   | 19,501,231              | 6,602                               | -                                    | 19,507,833                  |
| 407               | C/P Road Bonds 2018B                  | 68,415,310              | 20,613                              | -                                    | 68,435,923                  |
| 408               | C/P Sheriff Projects                  | (149,141)               | 400                                 | -                                    | (148,741)                   |
| 500               | Self Insurance                        | 5,514,796               | 4,098,854                           | 4,658,826                            | 4,954,824                   |
| 501               | Workers Compensation                  | 4,927,725               | 7,009                               | 38,911                               | 4,895,823                   |
| 502               | Property/Casualty                     | 831,529                 | 27,898                              | 137,789                              | 721,638                     |
| ENTITY 2          |                                       |                         |                                     |                                      |                             |
| 100               | General Fund                          | 12,334,526              | -                                   | -                                    | 12,334,526                  |
| 101               | 249 Operations                        | 19,212,476              | 24,500                              | -                                    | 19,236,976                  |
| 300               | Debt Service                          | 7,920,928               | -                                   | -                                    | 7,920,928                   |
| Total - All Funds |                                       | <u>\$ 482,732,943</u>   | <u>\$ 8,589,204</u>                 | <u>\$ 21,686,948</u>                 | <u>\$ 469,635,199</u>       |

**MONTGOMERY COUNTY, TEXAS**  
**Schedule of Expenditures - All Departments**  
**Budget and Year-to-Date Actual for the Month Ended October 31, 2020**

Page 1 of 4

|                                   | Adjusted<br>Budget | Current<br>Month<br>Actual | Year-<br>to-Date<br>Actual | Encumbrances | Unexpended<br>Budget |
|-----------------------------------|--------------------|----------------------------|----------------------------|--------------|----------------------|
| 2000 County Judge                 | 540,473            | 423,709                    | 423,709                    | 4,121        | 112,643              |
| 2100 Human Resources              | 633,440            | 29,750                     | 29,750                     | 9            | 603,681              |
| 2101 Civil Service                | 4,500              | -                          | -                          | -            | 4,500                |
| 2200 Risk Management              | 952,836            | -                          | -                          | 848          | 951,988              |
| 2300 County Clerk                 | 3,661,381          | 144,659                    | 144,659                    | 10,996       | 3,505,726            |
| 2302 Court Collections            | 492,835            | 22,037                     | 22,037                     | 73           | 470,725              |
| 2400 Veterans Service             | 328,492            | 16,546                     | 16,546                     | 309          | 311,637              |
| 250* Elections Administrator      | 1,498,342          | 245,892                    | 245,892                    | 13,057       | 1,239,393            |
| 2600 Information Technology       | 11,886,558         | 738,536                    | 738,536                    | 1,161,570    | 9,986,452            |
| 2700 District Clerk               | 3,901,682          | 195,034                    | 195,034                    | 68,751       | 3,637,897            |
| 280* County Attorney              | 19,398,147         | 1,480,241                  | 1,480,241                  | 3,802        | 17,914,104           |
| 3000 Building Custodial Services  | 3,402,741          | 160,936                    | 160,936                    | 19,881       | 3,221,924            |
| 3100 Building Maintenance         | 5,255,925          | 283,043                    | 283,043                    | 373,503      | 4,599,379            |
| 3200 Other                        | 7,873,683          | 150,000                    | 150,000                    | -            | 7,723,683            |
| 3210 Non-Departmental             | 17,300,608         | 164,345                    | 164,345                    | (12,257)     | 17,148,520           |
| 3211 Contingency                  | 569,103            | -                          | -                          | -            | 569,103              |
| 3220 Alternate Dispute Resolution | 150,000            | -                          | -                          | -            | 150,000              |
| 3230 Department of Public Safety  | 123,762            | 6,614                      | 6,614                      | -            | 117,148              |
| 3240 Historical Commission        | 30,000             | -                          | -                          | -            | 30,000               |
| 3250 Child Welfare                | 68,450             | 2,776                      | 2,776                      | 356          | 65,318               |
| 3260 Law Library                  | 317,116            | 9,818                      | 9,818                      | 1,424        | 305,874              |
| 3300 Purchasing Agent             | 1,180,606          | 58,317                     | 58,317                     | 4,997        | 1,117,292            |
| 3400 County Auditor               | 2,332,539          | 112,483                    | 112,483                    | 8,353        | 2,211,703            |
| 3500 Budget Office                | 334,734            | 16,335                     | 16,335                     | -            | 318,399              |
| 3600 County Treasurer             | 753,211            | 41,831                     | 41,831                     | 687          | 710,693              |
| 370* Tax Assessor/Collector       | 4,889,040          | 226,058                    | 226,058                    | 2,394        | 4,660,588            |
| 4000 Environmental Health         | 2,030,283          | 98,214                     | 98,214                     | -            | 1,932,069            |
| 4001 Permits                      | 521,189            | 26,947                     | 26,947                     | 3,519        | 490,723              |
| 4100 Animal Services              | 5,086,990          | 194,159                    | 194,159                    | 50,137       | 4,842,694            |
| 4200 Forensic Services            | 2,198,492          | 75,358                     | 75,358                     | 12,963       | 2,110,171            |
| 4300 MCHD County                  | 3,705,209          | 643,165                    | 643,165                    | 3,068        | 3,058,976            |
| 4400 Convention Center            | 983,621            | 42,495                     | 42,495                     | 7,046        | 934,080              |
| 4401 Fairgrounds/EXPO Center      | 15,000             | -                          | -                          | -            | 15,000               |
| 4500 Memorial Library             | 10,054,267         | 453,168                    | 453,168                    | 62,342       | 9,538,757            |
| 4600 Extension Agents             | 753,325            | 35,486                     | 35,486                     | 9,093        | 708,746              |
| 4700 Parks                        | 1,744,612          | 94,943                     | 94,943                     | 7,974        | 1,641,695            |
| 4800 Community Centers            | 630,583            | 20,999                     | 20,999                     | 1,383        | 608,201              |
| 4900 Recycle Centers              | 1,122,073          | 72,942                     | 72,942                     | 53,309       | 995,822              |
| 5000 Airport                      | 835,958            | 31,201                     | 31,201                     | (333)        | 805,090              |

\* Information presented includes CARES Act funding and subject to change.



**MONTGOMERY COUNTY, TEXAS**  
**Schedule of Expenditures - All Departments**  
**Budget and Year-to-Date Actual for the Month Ended October 31, 2020**

Page 2 of 4

|                                       | Adjusted<br>Budget | Current<br>Month<br>Actual | Year-<br>to-Date<br>Actual | Encumbrances | Unexpended<br>Budget |
|---------------------------------------|--------------------|----------------------------|----------------------------|--------------|----------------------|
| 5100 District Attorney                | 12,586,781         | 604,404                    | 604,404                    | 15,027       | 11,967,350           |
| 5200 Office of Homeland Security      | 706,601            | 154,816                    | 154,816                    | 920,067      | (368,282)            |
| 530* Fire Marshal                     | 1,962,869          | 90,538                     | 90,538                     | 37,118       | 1,835,213            |
| 540* Juvenile Probation               | 5,695,662          | 357,524                    | 357,524                    | 28,488       | 5,309,650            |
| 550* Adult Probation                  | 21,126             | 310,821                    | 310,821                    | 12,718       | (302,413)            |
| 6* Sheriff                            | 93,174,783         | 4,937,406                  | 4,937,406                  | 2,931,777    | 85,305,600           |
| 7100 Constable Precinct 1             | 4,898,940          | 249,720                    | 249,720                    | 18,028       | 4,631,192            |
| 7200 Constable Precinct 2             | 2,217,197          | 98,512                     | 98,512                     | 112,993      | 2,005,692            |
| 7300 Constable Precinct 3             | 6,236,541          | 301,487                    | 301,487                    | 41,683       | 5,893,371            |
| 7400 Constable Precinct 4             | 4,742,472          | 216,503                    | 216,503                    | 97,148       | 4,428,821            |
| 7500 Constable Precinct 5             | 4,205,040          | 218,069                    | 218,069                    | 44,544       | 3,942,427            |
| 8100 Court Operations                 | 620,422            | 77,611                     | 77,611                     | 8            | 542,803              |
| 8101 Indigent Defense - Criminal      | 6,917,047          | 395,894                    | 395,894                    | 2,755,580    | 3,765,573            |
| 8102 Indigent Defense - Civil         | 1,525,722          | 129,344                    | 129,344                    | -            | 1,396,378            |
| 8103 Office of Court Administration   | 1,170,474          | 57,669                     | 57,669                     | 599          | 1,112,206            |
| 8105 Court Guardianship               | 40,000             | 5,353                      | 5,353                      | -            | 34,647               |
| 8106 Court Reporter                   | 314,911            | 3,013                      | 3,013                      | 221          | 311,677              |
| 8107 Court Technology County/District | 28,000             | 80                         | 80                         | 38           | 27,882               |
| 8210 County Court at Law 1            | 525,009            | 25,431                     | 25,431                     | 20           | 499,558              |
| 8220 County Court at Law 2            | 923,467            | 43,280                     | 43,280                     | -            | 880,187              |
| 8230 County Court at Law 3            | 838,359            | 40,451                     | 40,451                     | 30           | 797,878              |
| 8240 County Court at Law 4            | 525,172            | 25,590                     | 25,590                     | -            | 499,582              |
| 8250 County Court at Law 5            | 504,872            | 25,150                     | 25,150                     | -            | 479,722              |
| 8310 9th District Court               | 340,118            | 23,258                     | 23,258                     | -            | 316,860              |
| 8320 221st District Court             | 350,667            | 18,170                     | 18,170                     | -            | 332,497              |
| 8330 284th District Court             | 857,049            | 30,774                     | 30,774                     | 197          | 826,078              |
| 8340 359th District Court             | 409,740            | 24,197                     | 24,197                     | 380          | 385,163              |
| 8350 410th District Court             | 627,850            | 32,123                     | 32,123                     | -            | 595,727              |
| 8360 418th District Court             | 638,828            | 32,421                     | 32,421                     | 1,246        | 605,161              |
| 8370 435th District Court             | 358,110            | 18,931                     | 18,931                     | -            | 339,179              |
| 8380 457th District Court             | 518,001            | 26,114                     | 26,114                     | 15           | 491,872              |
| 8401 Drug Court                       | 687,627            | 19,600                     | 19,600                     | 2            | 668,025              |
| 8402 DWI Drug Court                   | 329,051            | 13,401                     | 13,401                     | -            | 315,650              |

**MONTGOMERY COUNTY, TEXAS**  
**Schedule of Expenditures - All Departments**  
**Budget and Year-to-Date Actual for the Month Ended October 31, 2020**

Page 3 of 4

|   | Adjusted<br>Budget        | Current<br>Month<br>Actual | Year-<br>to-Date<br>Actual | Encumbrances             | Unexpended<br>Budget      |
|---|---------------------------|----------------------------|----------------------------|--------------------------|---------------------------|
| 8403 Mental Health Court Service                          | 357,998                   | 22,109                     | 22,109                     | 3,871                    | 332,018                   |
| 8510 Justice of the Peace Precinct 1                      | 910,233                   | 45,538                     | 45,538                     | 6,663                    | 858,032                   |
| 8520 Justice of the Peace Precinct 2                      | 568,904                   | 27,012                     | 27,012                     | 9,354                    | 532,538                   |
| 8530 Justice of the Peace Precinct 3                      | 1,350,124                 | 67,166                     | 67,166                     | 639                      | 1,282,319                 |
| 8540 Justice of the Peace Precinct 4                      | 998,283                   | 48,075                     | 48,075                     | 2,447                    | 947,761                   |
| 8550 Justice of the Peace Precinct 5                      | 570,080                   | 28,725                     | 28,725                     | 2                        | 541,353                   |
| 8591 JP Justice Court Technology                          | 61,228                    | 36,081                     | 36,081                     | 987                      | 24,160                    |
| 8592 JP Juvenile Case Manager                             | 377,645                   | 16,919                     | 16,919                     | -                        | 360,726                   |
| 9100 Commissioner Precinct 1                              | 2,379,204                 | 344,777                    | 344,777                    | 179,335                  | 1,855,092                 |
| 9200 Commissioner Precinct 2                              | 8,885,101                 | 740,856                    | 740,856                    | 50,823                   | 8,093,422                 |
| 9300 Commissioner Precinct 3                              | 7,567,106                 | 156,078                    | 156,078                    | 126,729                  | 7,284,299                 |
| 9400 Commissioner Precinct 4                              | 8,083,332                 | 404,230                    | 404,230                    | 1,118,331                | 6,560,771                 |
| 9500 County Engineer                                      | 1,916,053                 | 94,413                     | 94,413                     | 3,571                    | 1,818,069                 |
| 1100 General Fund   | 6,255,399                 | -                          | -                          | -                        | 6,255,399                 |
| 1200 Road & Bridge  | 6,715,170                 | -                          | -                          | -                        | 6,715,170                 |
| 1206 County Clerk Records Management                      | -                         | 76                         | 76                         | 79                       | (155)                     |
| 1400 Local Capital Projects                               | 6,584,667                 | 18,997                     | 18,997                     | 94,857                   | 6,470,813                 |
| 1408 Sheriff Capital Projects                             | 7,326,171                 | -                          | -                          | 6,554,701                | 771,470                   |
| 1903 Capital Road Projects                                | -                         | 54,134                     | 54,134                     | 138,497                  | (192,631)                 |
| 3290 Debt Service   | 41,509,557                | -                          | -                          | -                        | 41,509,557                |
| <b><u>TOTAL EXPENDITURES -<br/>GOVERNMENTAL FUNDS</u></b> | <b><u>375,476,569</u></b> | <b><u>16,893,717</u></b>   | <b><u>16,893,717</u></b>   | <b><u>17,182,188</u></b> | <b><u>341,400,664</u></b> |

**MONTGOMERY COUNTY, TEXAS**  
**Schedule of Expenditures - All Departments**  
**Budget and Year-to-Date Actual for the Month Ended October 31, 2020**

Page 4 of 4

|  | Adjusted<br>Budget | Current<br>Month<br>Actual | Year-<br>to-Date<br>Actual | Encumbrances   | Unexpended<br>Budget |
|--|--------------------|----------------------------|----------------------------|----------------|----------------------|
| <b><u>INTERNAL SERVICE FUNDS</u></b>       |                    |                            |                            |                |                      |
| 2201 Self Insurance                        | -                  | 4,658,826                  | 4,658,826                  | 233,058        | (4,891,884)          |
| 2202 Property/Casualty                     | -                  | -                          | -                          | -              | -                    |
| 2203 Workers Compensation                  | -                  | 38,910                     | 38,911                     | -              | (38,911)             |
| <b>TOTAL GENERAL ADM</b>                   | <u>-</u>           | <u>4,697,736</u>           | <u>4,697,737</u>           | <u>233,058</u> | <u>(4,930,795)</u>   |
| <b><u>TOTAL INTERNAL SERVICE FUNDS</u></b> | <u>-</u>           | <u>4,697,736</u>           | <u>4,697,737</u>           | <u>233,058</u> | <u>(4,930,795)</u>   |
| <b><u>ENTERPRISE FUNDS</u></b>             |                    |                            |                            |                |                      |
| Montgomery County Toll Road Authority      | 5,690,650          | -                          | -                          | 1,190          | 5,689,460            |
| <b>TOTAL ENTERPRISE FUNDS</b>              | <u>5,690,650</u>   | <u>-</u>                   | <u>-</u>                   | <u>1,190</u>   | <u>5,689,460</u>     |

**MONTGOMERY COUNTY, TEXAS**

**Schedule of Indebtedness**

**As of October 31, 2020**

|   | <u>Interest<br/>Rate (%)</u> | <u>Issue<br/>Date</u> | <u>Maturity<br/>Date</u> | <u>Balances<br/>Outstanding</u> |
|---|------------------------------|-----------------------|--------------------------|---------------------------------|
| <b>GENERAL OBLIGATION BONDS:</b>                            |                              |                       |                          |                                 |
| Refunding Bonds, Series 2012                                | 2.00-5.00                    | 2012                  | 2026                     | 18,830,000                      |
| Refunding Bonds, Series 2014A                               | 5.00                         | 2014                  | 2025                     | 57,865,000                      |
| Refunding Bonds, Series 2016                                | 4.25-5.25                    | 2016                  | 2032                     | 58,925,000                      |
| Road Bonds, Series 2016                                     | 4.25-5.25                    | 2016                  | 2041                     | 52,405,000                      |
| Refunding Bonds, Series 2016A                               | 3.00-5.00                    | 2016                  | 2030                     | 45,405,000                      |
| Road Bonds, Series 2016A                                    | 4.00-5.00                    | 2016                  | 2042                     | 71,475,000                      |
| Road Bonds, Series 2018                                     | 4.00-5.00                    | 2018                  | 2043                     | 43,395,000                      |
| Road Bonds, Series 2018B                                    | 3.50-5.00                    | 2018                  | 2040                     | 88,510,000                      |
| Refunding Bonds, Series 2018                                | 4.00                         | 2018                  | 2030                     | 26,965,000                      |
| <b>TOTAL GENERAL OBLIGATION BONDS PAYABLE</b>               |                              |                       |                          | <b>463,775,000</b>              |
| <b>CERTIFICATES OF OBLIGATION:</b>                          |                              |                       |                          |                                 |
| Series 2010   | 3.00-5.40                    | 2010                  | 2039                     | 23,395,000                      |
| Series 2012   | 2.00-4.00                    | 2012                  | 2032                     | 10,965,000                      |
| Series 2012A  | 2.00-5.00                    | 2012                  | 2023                     | 11,245,000                      |
| <b>TOTAL CERTIFICATES OF OBLIGATION</b>                     |                              |                       |                          | <b>45,605,000</b>               |
| <b>TOTAL BONDED DEBT</b>                                    |                              |                       |                          | <b>509,380,000</b>              |
| <b>OTHER INDEBTEDNESS:</b>                                  |                              |                       |                          |                                 |
| <b>CAPITAL LEASES</b>                                       |                              |                       |                          | <b>16,229,693</b>               |
| <b>MONTGOMERY COUNTY TOLL ROAD AUTHORITY:</b>               |                              |                       |                          |                                 |
| Senior Lien Toll Revenue Bonds, Series 2018                 | 5.00                         | 2018                  | 2048                     | 87,680,000                      |
|   |                              |                       |                          | 87,680,000                      |
| <b>TOTAL DEBT FOR MONTGOMERY COUNTY TOLL ROAD AUTHORITY</b> |                              |                       |                          | <b>87,680,000</b>               |
| <b>TOTAL INDEBTEDNESS</b>                                   |                              |                       |                          | <b>\$ 613,289,693</b>           |

Reconciliation of Cash and Investment Balances  
County General Ledger to Statement of Balances  
For the Month Ended October 31, 2020

|   | <u>Cash</u>        | <u>Investment</u>  |
|---|--------------------|--------------------|
| General Ledger Balance  | 328,772,680        | 143,749,785        |
| Additions:  |                    |                    |
| Accounts Classified as Investments<br>for Treasurer but Cash for County |                    | 29,279,359         |
| Amounts journalized in following month - MCTRA                          |                    | 5,242              |
| Amounts journalized in following month - County                         | 2,438,667          |                    |
| Custodial Accounts controlled by Treasurer                              | 28,878,763         |                    |
| Interfund Clearing closed in following month                            | 111,925            |                    |
| Subtractions:   |                    |                    |
| Accounts Classified as Investments<br>for Treasurer but Cash for County | (29,279,359)       |                    |
| Accounts not handled by Treasurer                                       |                    |                    |
| SIT Escrow  | (1,937,167)        |                    |
| County Attorney Discretionary   | (130,446)          |                    |
| District Attorney State   | (5,686)            |                    |
| Worthless Check Fund  | (10,867)           |                    |
| Forfeitures Fund  | (2,241,704)        |                    |
| Jail Commissary   | (1,350,916)        |                    |
| Contract Election Fund  | (946,631)          |                    |
| Cash held with Agent (TxDOT)  | (16,224,019)       |                    |
| Cash on Hand (various funds)  | (34,280)           |                    |
| Amounts journalized in following month - County                         | (5,485,092)        | (27,136,159)       |
|   | <u>302,555,868</u> | <u>145,898,227</u> |
| Statement of Balances   | 302,555,868        | 145,898,227        |
| Variance  | (0)                | 0                  |

*Any variance exists due to rounding of amounts*

**MONTGOMERY COUNTY, TEXAS**  
**Other Information of Interest**  
**As of October 31, 2020**

**APPENDIX**

|  |          |
|--|----------|
| <b>COUNTY AUDITOR STAFFING CHANGES</b>                       | <b>A</b> |
| <b>ENTERPRISE RESOURCE PLANNING SOFTWARE - STATUS UPDATE</b> | <b>B</b> |
| <b>REPORTS COMPLYING WITH LOCAL GOVERNMENT CODE 114.023</b>  | <b>C</b> |
| <b>REPORTS COMPLYING WITH LOCAL GOVERNMENT CODE 114.024</b>  | <b>D</b> |
| <b>COMPLETED AUDITS</b>                                      | <b>E</b> |
| <b>OTHER - ARBITRAGE REBATE ANALYSIS</b>                     | <b>F</b> |

RECEIVED  
HUMAN RESOURCES

# PAYROLL CHANGE REQUEST FORM

Court Packet #

SIGNED ORIGINAL MUST BE RECEIVED BY THE COUNTY BUDGET OFFICER BY 8:00 A.M.  
ON THE MONDAY ONE WEEK PRIOR TO THE MONDAY OF COMMISSIONERS COURT

2020 OCT 16 PM 4:53

MONTGOMERY COUNTY, TX

SECTION A: TO BE COMPLETED BY THE REQUESTING DEPARTMENT. Fill out all areas in Section A

|   |   |                    |   |
|---|---|--------------------|---|
| EMPLOYEE NAME:  | Kayla Kelley  | EMPLOYEE NO:       | 014700  |
| REQUESTOR (PRINT NAME):   | Angela Blocker  | EFFECTIVE DATE:    | 10/19/20  |
| AUTHORIZED SIGNATURE:   |   |                    |   |
|   | FROM  | TO                 |   |
| DEPARTMENT # - JOB CLASS # - POSITION #   |   | 495 (3400)-4308-1  |   |
| DEPARTMENT NAME   |   | County Auditor     |   |
| JOB TITLE   |   | Accts Payable Asst |   |
| EMPLOYEE STATUS   | <div> Full Time: 30 or more hours weekly<br/> Part Time: 29 hours or less weekly<br/> Temp: duration of hire not to exceed 1 year<br/> Seasonal: duration of hire is a maximum of 6 months </div> <div> <input type="checkbox"/> FULL TIME   <input type="checkbox"/> PART TIME<br/> <input type="checkbox"/> REGULAR   <input type="checkbox"/> TEMP   <input type="checkbox"/> SEASONAL </div> <div> <input checked="" type="checkbox"/> FULL TIME   <input type="checkbox"/> PART TIME<br/> <input checked="" type="checkbox"/> REGULAR   <input type="checkbox"/> TEMP   <input type="checkbox"/> SEASONAL </div>   |                    |   |
| BASE PAY:   |   | 17.49              | <input checked="" type="checkbox"/> HOURLY <input type="checkbox"/> BI-WEEKLY |
| SALARY SUPPLEMENT:  |   |                    | <input type="checkbox"/> HOURLY <input type="checkbox"/> BI-WEEKLY            |
| TOTAL BASE PAY:   |   | 17.49              | <input checked="" type="checkbox"/> HOURLY <input type="checkbox"/> BI-WEEKLY |
| BI-WEEKLY: LONGEVITY  |   |                    |   |
| BI-WEEKLY: CERTIFICATION  |   |                    |   |
| BI-WEEKLY: STIPEND  |   |                    |   |
| TOTAL PAY:  | \$0.00  | 17.49              | <del>\$0.00</del>   |
| BI-WEEKLY: CELL PHONE ALLOWANCE   |   |                    |   |
| <input checked="" type="checkbox"/> REPLACEMENT FOR Tiffany Ward   OR <input type="checkbox"/> NEW POSITION |   |                    |   |
| REASON FOR CHANGE(S):   | <div> <input checked="" type="checkbox"/> HIRED<br/> <input type="checkbox"/> RE-HIRED<br/> <input type="checkbox"/> PROMOTED<br/> <input type="checkbox"/> DEMOTED<br/> <input type="checkbox"/> TRANSFERRED<br/> <input type="checkbox"/> RESIGNED<br/> <input type="checkbox"/> DISCHARGED<br/> <input type="checkbox"/> JOB ABANDONMENT<br/> <input type="checkbox"/> LAID OFF </div> <div> <input type="checkbox"/> RETIRED<br/> <input type="checkbox"/> DISABILITY RETIREMENT<br/> <input type="checkbox"/> DECEASED<br/> <input type="checkbox"/> TERM OF OFFICE ENDED<br/> <input type="checkbox"/> STATUS CHANGE<br/> <input type="checkbox"/> JOB RE-EVALUATED<br/> <input type="checkbox"/> MERIT INCREASE<br/> <input type="checkbox"/> PROBATIONARY PERIOD COMPLETED<br/> <input type="checkbox"/> BRIDGE TIME<br/> <input type="checkbox"/> STEP INCREASE </div> <div> <input type="checkbox"/> UNPAID LEAVE OF ABSENCE<br/> <input type="checkbox"/> RETURN FROM UNPAID LEAVE OF ABSENCE<br/> <input type="checkbox"/> UNPAID FMLA/DISABILITY LEAVE<br/> <input type="checkbox"/> RETURN FROM UNPAID FMLA/DISABILITY LEAVE<br/> <input type="checkbox"/> OTHER   <input type="checkbox"/> CORRECTION   <input type="checkbox"/> COMMENTS </div> |                    |   |

## SECTION B: TO BE COMPLETED BY THE COUNTY BUDGET OFFICER

CURRENT FY BUDGETED SALARY 38,168.00   SALARY ANNUALIZED 36,379.20   ANNUAL BUDGETED HOURS 2080

FY \_\_\_\_\_ BUDGET WILL INCREASE BY \_\_\_\_\_

SOURCE OF FUNDING:

BUDGET AMENDMENT WILL BE NEEDED IN THE AMOUNT OF \_\_\_\_\_ REVIEWED BY BUDGET OFFICER \_\_\_\_\_ sd

FUNDS TRANSFERRED:

APPROVAL BY COMMISSIONER'S COURT REQUIRED: ☐ YES   ☒ NO   SALARY SUPPLEMENT CODE REQ'D: ☐ YES   ☒ NO  
THE EFFECTIVE DATE IS ON OR AFTER THE REQUIRED COMMISSIONERS COURT DATE: ☐ YES   ☒ NO

## SECTION C: TO BE COMPLETED BY HUMAN RESOURCES

|  |                 |                  |   |
|--|-----------------|------------------|---|
| DATE OF HIRE 10-19-20  | JOB GRADE 7     | COMPA-RATIO 89 % | HOURS DUE AT SEPARATION   |
| MINIMUM 15.168   | MIDPOINT 19.160 | MAXIMUM 23.51    | <input type="checkbox"/> VACATION _____ OR BALANCE<br><input type="checkbox"/> GRANDFATHERED SICK LEAVE _____ OR BALANCE<br><input type="checkbox"/> COMPENSATORY TIME _____ OR BALANCE<br><input type="checkbox"/> HOLIDAY TIME _____ OR BALANCE<br><input type="checkbox"/> NO BENEFITS DUE |
| LOCATOR CODES EE-1, II, AUD<br><input checked="" type="checkbox"/> POSITION NOT COVERED BY CIVIL SERVICE<br><input type="checkbox"/> POSITION COVERED BY CIVIL SERVICE EFFECTIVE _____ |                 |                  |   |

DATE APPROVED BY COMMISSIONERS COURT: (if needed) 10-27-20 Consent

CO JUDGE   COMM PCT#1   COMM PCT#2   COMM PCT#3   COMM PCT#4

I:\FORMS\PCRF Revised 04112018

DO NOT MODIFY THIS FORM

Print Form

RECEIVED  
HUMAN RESOURCES

# PAYROLL CHANGE REQUEST FORM

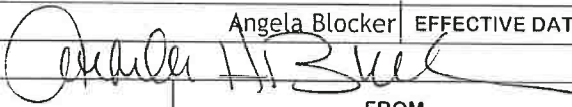
Court Packet #

12

SIGNED ORIGINAL MUST BE RECEIVED BY THE COUNTY BUDGET OFFICER BY 8:00 A.M.  
ON THE MONDAY ONE WEEK PRIOR TO THE MONDAY OF COMMISSIONERS COURT

2020 OCT 20 AM 9:30

## SECTION A: TO BE COMPLETED BY THE REQUESTING DEPARTMENT. Fill out all areas in Section A

|   |   |   |          |
|---|---|---|----------|
| EMPLOYEE NAME:                          | Tim Krier   | EMPLOYEE NO:  | 013969   |
| REQUESTOR (PRINT NAME):                 | Angela Blocker  | EFFECTIVE DATE:   | 10/30/20 |
| AUTHORIZED SIGNATURE:                   |   |   |          |
|   | FROM  | TO  |          |
| DEPARTMENT # - JOB CLASS # - POSITION # | 495-4327-1  |   |          |
| DEPARTMENT NAME                         | County Auditor  |   |          |
| JOB TITLE                               | General Ledger Asstnt   |   |          |
| EMPLOYEE STATUS                         | <div> Full Time: 30 or more hours weekly<br/> Part Time: 29 hours or less weekly<br/> Temp: duration of hire not to exceed 1 year<br/> Seasonal: duration of hire is a maximum of 6 months </div> <div> <input checked="" type="checkbox"/> FULL TIME <input type="checkbox"/> PART TIME<br/> <input checked="" type="checkbox"/> REGULAR <input type="checkbox"/> TEMP <input type="checkbox"/> SEASONAL </div> <div> <input type="checkbox"/> FULL TIME <input type="checkbox"/> PART TIME<br/> <input type="checkbox"/> REGULAR <input type="checkbox"/> TEMP <input type="checkbox"/> SEASONAL </div> |   |          |
| BASE PAY:                               | 18.83 <input checked="" type="checkbox"/> HOURLY <input type="checkbox"/> BI-WEEKLY   | 0 <input checked="" type="checkbox"/> HOURLY <input type="checkbox"/> BI-WEEKLY |          |
| SALARY SUPPLEMENT:                      | <input type="checkbox"/> HOURLY <input type="checkbox"/> BI-WEEKLY  | <input type="checkbox"/> HOURLY <input type="checkbox"/> BI-WEEKLY              |          |
| TOTAL BASE PAY:                         | \$18.83 <input checked="" type="checkbox"/> HOURLY <input type="checkbox"/> BI-WEEKLY   | 0 <input checked="" type="checkbox"/> HOURLY <input type="checkbox"/> BI-WEEKLY |          |
| BI-WEEKLY: LONGEVITY                    |   |   |          |
| BI-WEEKLY: CERTIFICATION                |   |   |          |
| BI-WEEKLY: STIPEND                      | \$18.83   |   |          |
| TOTAL PAY:                              | \$0.00  | \$0.00  |          |
| BI-WEEKLY: CELL PHONE ALLOWANCE         |   |   |          |

☐ REPLACEMENT FOR

OR ☐ NEW POSITION

REASON FOR CHANGE(S):

- ☐ HIRED
- ☐ RE-HIRED
- ☐ PROMOTED
- ☐ DEMOTED
- ☐ TRANSFERRED
- ☒ RESIGNED
- ☐ DISCHARGED
- ☐ JOB ABANDONMENT
- ☐ LAID OFF

- ☐ RETIRED
- ☐ DISABILITY RETIREMENT
- ☐ DECEASED
- ☐ TERM OF OFFICE ENDED
- ☐ STATUS CHANGE
- ☐ JOB RE-EVALUATED
- ☐ MERIT INCREASE
- ☐ PROBATIONARY PERIOD COMPLETED
- ☐ BRIDGE TIME
- ☐ STEP INCREASE

- ☐ UNPAID LEAVE OF ABSENCE
- ☐ RETURN FROM UNPAID LEAVE OF ABSENCE
- ☐ UNPAID FMLA/DISABILITY LEAVE
- ☐ RETURN FROM UNPAID FMLA/DISABILITY LEAVE
- ☐ OTHER ☐ CORRECTION ☐ COMMENTS

## SECTION B: TO BE COMPLETED BY THE COUNTY BUDGET OFFICER

CURRENT FY BUDGETED SALARY 39,166.00 SALARY ANNUALIZED 0 ANNUAL BUDGETED HOURS 2080

FY BUDGET WILL INCREASE BY

SOURCE OF FUNDING:

BUDGET AMENDMENT WILL BE NEEDED IN THE AMOUNT OF REVIEWED BY BUDGET OFFICER sd

FUNDS TRANSFERRED:

APPROVAL BY COMMISSIONER'S COURT REQUIRED: ☐ YES ☒ NO SALARY SUPPLEMENT CODE REQ'D: ☐ YES ☒ NO  
THE EFFECTIVE DATE IS ON OR AFTER THE REQUIRED COMMISSIONERS COURT DATE: ☒ YES ☐ NO

## SECTION C: TO BE COMPLETED BY HUMAN RESOURCES

|  |           |               |  |
|--|-----------|---------------|--|
| DATE OF HIRE 03-04-19  | JOB GRADE | COMPA-RATIO % | HOURS DUE AT SEPARATION  |
| MINIMUM  | MIDPOINT  | MAXIMUM       | <input checked="" type="checkbox"/> VACATION 64.69 OR BALANCE<br><input type="checkbox"/> GRANDFATHERED SICK LEAVE OR BALANCE<br><input type="checkbox"/> COMPENSATORY TIME OR BALANCE<br><input type="checkbox"/> HOLIDAY TIME OR BALANCE<br><input type="checkbox"/> NO BENEFITS DUE |
| LOCATOR CODES  |           |               |  |
| <input type="checkbox"/> POSITION NOT COVERED BY CIVIL SERVICE       |           |               |  |
| <input type="checkbox"/> POSITION COVERED BY CIVIL SERVICE EFFECTIVE |           |               |  |

DATE APPROVED BY COMMISSIONERS COURT: (if needed) 10-27-20 Consent

CO JUDGE COMM PCT#1 COMM PCT#2 COMM PCT#3 COMM PCT#4

FORMS\PCRF Revised 04112018

DO NOT MODIFY THIS FORM

Print Form



RECEIVED  
HUMAN RESOURCES

# PAYROLL CHANGE REQUEST FORM

Court Packet #

13

SIGNED ORIGINAL MUST BE RECEIVED BY THE COUNTY BUDGET OFFICER BY 8:00 A.M.  
ON THE MONDAY ONE WEEK PRIOR TO THE MONDAY OF COMMISSIONERS COURT

2020 OCT 20 AM 9:30

| SECTION A: TO BE COMPLETED BY THE REQUESTING DEPARTMENT. Fill out all areas in Section A  |  |   |
|---|--|---|
| EMPLOYEE NAME: <u>Chelsea Rhodes</u>  | EMPLOYEE NO: <u>014523</u>   |   |
| REQUESTOR (PRINT NAME): <u>Angela Blocker</u>   | EFFECTIVE DATE: <u>10/14/20</u>  |   |
| AUTHORIZED SIGNATURE: <u>[Signature]</u>  |  |   |
|   | FROM   | TO  |
| DEPARTMENT # - JOB CLASS # - POSITION #   | <u>495-3937-1</u>  | <u>495.3937-1</u>   |
| DEPARTMENT NAME   | <u>County Auditor</u>  | <u>County Auditor</u>   |
| JOB TITLE   | <u>Receptionist / Data Entry</u>   | <u>Receptionist / Data Entry</u>  |
| EMPLOYEE STATUS<br>Full Time: 30 or more hours weekly<br>Part Time: 29 hours or less weekly<br>Temp: duration of hire not to exceed 1 year<br>Seasonal: duration of hire is a maximum of 6 months   | <input checked="" type="checkbox"/> FULL TIME <input type="checkbox"/> PART TIME<br><input checked="" type="checkbox"/> REGULAR <input type="checkbox"/> TEMP <input type="checkbox"/> SEASONAL  | <input type="checkbox"/> FULL TIME <input type="checkbox"/> PART TIME<br><input type="checkbox"/> REGULAR <input type="checkbox"/> TEMP <input type="checkbox"/> SEASONAL |
| BASE PAY:   | <u>\$15.00</u> <input checked="" type="checkbox"/> HOURLY <input type="checkbox"/> BI-WEEKLY   | <u>0</u> <input type="checkbox"/> HOURLY <input type="checkbox"/> BI-WEEKLY   |
| SALARY SUPPLEMENT:  | <input type="checkbox"/> HOURLY <input type="checkbox"/> BI-WEEKLY   | <input type="checkbox"/> HOURLY <input type="checkbox"/> BI-WEEKLY  |
| TOTAL BASE PAY:   | <u>\$15.00</u> <input checked="" type="checkbox"/> HOURLY <input type="checkbox"/> BI-WEEKLY   | <u>0</u> <input type="checkbox"/> HOURLY <input type="checkbox"/> BI-WEEKLY   |
| BI-WEEKLY: LONGEVITY  | <u>15.00</u>   | <u>0.00</u>   |
| BI-WEEKLY: CERTIFICATION  | <u>15.00</u>   | <u>0.00</u>   |
| BI-WEEKLY: STIPEND  | <u>0.00</u>  | <u>0.00</u>   |
| TOTAL PAY:  | <u>15.00</u>   | <u>0.00</u>   |
| BI-WEEKLY: CELL PHONE ALLOWANCE   | <u>0.00</u>  | <u>0.00</u>   |
| <input type="checkbox"/> REPLACEMENT FOR _____ OR <input type="checkbox"/> NEW POSITION _____   |  |   |
| REASON FOR CHANGE(S):   | <input checked="" type="checkbox"/> UNPAID LEAVE OF ABSENCE<br><input type="checkbox"/> RETURN FROM UNPAID LEAVE OF ABSENCE<br><input type="checkbox"/> UNPAID FMLA/DISABILITY LEAVE<br><input type="checkbox"/> RETURN FROM UNPAID FMLA/DISABILITY LEAVE<br><input type="checkbox"/> OTHER <input type="checkbox"/> CORRECTION <input type="checkbox"/> COMMENTS  |   |
| <input type="checkbox"/> HIRED<br><input type="checkbox"/> RE-HIRED<br><input type="checkbox"/> PROMOTED<br><input type="checkbox"/> DEMOTED<br><input type="checkbox"/> TRANSFERRED<br><input type="checkbox"/> RESIGNED<br><input type="checkbox"/> DISCHARGED<br><input type="checkbox"/> JOB ABANDONMENT<br><input type="checkbox"/> LAID OFF | <input type="checkbox"/> RETIRED<br><input type="checkbox"/> DISABILITY RETIREMENT<br><input type="checkbox"/> DECEASED<br><input type="checkbox"/> TERM OF OFFICE ENDED<br><input type="checkbox"/> STATUS CHANGE<br><input type="checkbox"/> JOB RE-EVALUATED<br><input type="checkbox"/> MERIT INCREASE<br><input type="checkbox"/> PROBATIONARY PERIOD COMPLETED<br><input type="checkbox"/> BRIDGE TIME<br><input type="checkbox"/> STEP INCREASE |   |

| SECTION B: TO BE COMPLETED BY THE COUNTY BUDGET OFFICER  |                            |                                   |
|--|----------------------------|-----------------------------------|
| CURRENT FY BUDGETED SALARY <u>31,200.00</u>  | SALARY ANNUALIZED <u>0</u> | ANNUAL BUDGETED HOURS <u>2080</u> |
| FY _____ BUDGET WILL INCREASE BY _____   |                            |                                   |
| SOURCE OF FUNDING: _____   |                            |                                   |
| BUDGET AMENDMENT WILL BE NEEDED IN THE AMOUNT OF _____ REVIEWED BY BUDGET OFFICER <u>sd</u>  |                            |                                   |
| FUNDS TRANSFERRED: _____   |                            |                                   |
| APPROVAL BY COMMISSIONER'S COURT REQUIRED: <input type="checkbox"/> YES <input checked="" type="checkbox"/> NO SALARY SUPPLEMENT CODE REQ'D: <input type="checkbox"/> YES <input checked="" type="checkbox"/> NO |                            |                                   |
| THE EFFECTIVE DATE IS ON OR AFTER THE REQUIRED COMMISSIONERS COURT DATE: <input type="checkbox"/> YES <input checked="" type="checkbox"/> NO   |                            |                                   |

| SECTION C: TO BE COMPLETED BY HUMAN RESOURCES                              |   |
|--|---|
| DATE OF HIRE <u>07-06-20</u> JOB GRADE <u>6</u> COMPA-RATIO <u>83</u> %    | HOURS DUE AT SEPARATION   |
| MINIMUM <u>14.47</u> MIDPOINT <u>18.10</u> MAXIMUM <u>21.71</u>            | <input type="checkbox"/> VACATION _____ OR BALANCE<br><input type="checkbox"/> GRANDFATHERED SICK LEAVE _____ OR BALANCE<br><input type="checkbox"/> COMPENSATORY TIME _____ OR BALANCE<br><input type="checkbox"/> HOLIDAY TIME _____ OR BALANCE<br><input type="checkbox"/> NO BENEFITS DUE |
| LOCATOR CODES <u>EE-1, II, AUD</u>   |   |
| <input checked="" type="checkbox"/> POSITION NOT COVERED BY CIVIL SERVICE  |   |
| <input type="checkbox"/> POSITION COVERED BY CIVIL SERVICE EFFECTIVE _____ |   |

DATE APPROVED BY COMMISSIONERS COURT: (if needed) 10-27-20 Consent

CO JUDGE COMM PCT#1 COMM PCT#2 COMM PCT#3 COMM PCT#4

I:\FORMS\PCRF Revised 04112018

DO NOT MODIFY THIS FORM

Print Form

## Project status-Phase 2

| Indicator              | Prior Period | Current Period | Next Period | Comments |
|------------------------|--------------|----------------|-------------|----------|
| Project Overall Status | Green        | Yellow         | Green       |          |
| Scope                  | Green        | Green          | Green       |          |
| Budget                 | Green        | Green          | Green       |          |
| Schedule               | Green        | Yellow         | Green       |          |
| Resources              | Green        | Yellow         | Green       |          |
| Governance             | Green        | Green          | Green       |          |
| Other Concerns         | Green        | Yellow         | Green       |          |

# **MONTGOMERY COUNTY, TEXAS**

## **Monthly Unaudited Financial Report**



**For the 12 Months Ended  
September 30, 2020**

This page left blank intentionally.

**MONTGOMERY COUNTY, TEXAS**

**MONTHLY UNAUDITED FINANCIAL REPORT**

**Prepared by**

**THE MONTGOMERY COUNTY AUDITOR'S OFFICE**  
**Rakesh Pandey, CPA**  
**County Auditor**

\*Information is presented based on ledger balances and entries posted through October 19, 2020 for the month ended September 30, 2020. This is unaudited information.\*

This page left blank intentionally.

**MONTGOMERY COUNTY, TEXAS**  
**Unaudited Monthly Financial Report**  
**As of September 30, 2020**

**TABLE OF CONTENTS**

---

|  | <b>Page</b> |
|--|-------------|
| County Auditor's Letter of Transmittal | i           |

**FINANCIAL STATEMENTS**

|  |   |
|--|---|
| Consolidated Balance Sheet, Governmental Funds and Montgomery County Toll Road Authority Enterprise Fund | 2 |
| Changes in Fund Balance, Governmental Funds and Montgomery County Toll Road Authority Enterprise Fund    | 3 |
| Statement of Net Position - Internal Service Funds   | 4 |
| Statement of Changes in Net Position - Internal Service Funds  | 5 |

**BUDGET STATUS**

|   |      |
|---|------|
| Schedule of Expenditures - All Departments - Budget and Year-to-Date Actual | 8-11 |
|---|------|

**SCHEDULES**

|   |    |
|---|----|
| Schedule of Revenues and Expenses - Montgomery County Toll Road Authority | 13 |
| Transfers In and Out - By Fund  | 14 |
| Schedule of Bond Indebtedness   | 15 |
| Schedule of Bond Indebtedness - Montgomery County Toll Road Authority     | 16 |
| Reconciliation of Cash and Investment Balances                            | 17 |

This page left blank intentionally.





**Montgomery County, Texas**  
**Office of the County Auditor**  
501 North Thompson, Suite 205, Conroe, Texas 77301  
P. O. Box 539, Conroe, Texas 77305

Rakesh Pandey, CPA  
County Auditor

Angela H. Blocker  
1<sup>st</sup> Assistant County Auditor

October 27, 2020

The Commissioners' Court  
Montgomery County, Texas

Honorable Commissioners:

The unaudited and unadjusted Monthly Financial Report of Montgomery County, Texas and the Montgomery County Toll Road Authority is submitted herewith for the period from September 1, 2020 through September 30, 2020. This report was prepared by the County Auditor in compliance with Chapter 114 Section 023 of the Local Government Code.

The Monthly Financial Report is presented in three sections: **Financial Statements**, **Budget Status**, and **Schedules**. Included in the Financial Statements are a Consolidated Balance Sheet and a Statement of Changes in Fund Balance. These statements report on all funds of the County. The Budget Status section is comprised of a Schedule of Expenditures for all departments showing the adjusted budget, the current month's actual activity, the activity for the year to date, current encumbrances and the remainder in the budget. The Schedules section includes a Schedule of Bonded Debt and a Schedule of Transfers to and from each fund.

This report is designed to provide a general overview of Montgomery County's finances for all those with an interest in the County's finances at a specific point during the fiscal year. However, the reader should note that the report does not include those disclosures associated with, and usually made a part of, audited financial statements. Questions concerning any of the information provided in this report or requests for additional financial information should be addressed to the Montgomery County Auditor, P.O. Box 539, Conroe, Texas 77305-0539.

Respectfully submitted,

Rakesh Pandey  
Montgomery County Auditor

RP/mo

This page left blank intentionally.

# **FINANCIAL STATEMENTS**

(unaudited)

**MONTGOMERY COUNTY, TEXAS**  
**Consolidated Balance Sheet**  
**Governmental Funds and Montgomery County Toll Road Authority Enterprise Fund**  
**For the 12 Months Ended September 30, 2020**

|   | Total<br>Governmental Funds  | Montgomery County<br>Toll Road Authority | Total                          |
|---|------------------------------|--|--------------------------------|
| <b>Assets:</b>  |                              |  |                                |
| Cash  | \$ 286,885,715               | \$ 35,618,130                            | \$ 322,503,845                 |
| Investments, at Fair Value                            | 149,265,420                  | 21,685,321                               | 170,950,741                    |
| Receivables:  |                              |  |                                |
| Taxes (net)   | 6,906,835                    | -  | 6,906,835                      |
| Accounts (net)  | 552,610                      | -  | 552,610                        |
| Due From Other Funds                                  | 352,100,549                  | 345,754,124                              | 697,854,673                    |
| Due From Other Entities                               | 39,170,225                   | -  | 39,170,225                     |
| Prepaid Items   | 1,479,452                    | -  | 1,479,452                      |
| Capital Assets, net of accumulated depreciation       | -                            | 112,140,722                              | 112,140,722                    |
| <b><u>Total Assets</u></b>                            | <b><u>836,360,806</u></b>    | <b><u>515,198,297</u></b>                | <b><u>1,351,559,103</u></b>    |
| <b><u>LIABILITIES AND FUND BALANCES:</u></b>          |                              |  |                                |
| Current Liabilities:                                  |                              |  |                                |
| Accounts Payable                                      | 9,849,362                    | -  | 9,849,362                      |
| Other Payables  | 4,146,046                    | 182,667                                  | 4,328,713                      |
| Due to Other Funds                                    | 367,126,300                  | 380,885,448                              | 748,011,748                    |
| Due to Other Governments                              | 8,300                        | -  | 8,300                          |
| Unearned Revenue                                      | 11,515,951                   | -  | 11,515,951                     |
| Revenue Bonds Payable                                 | -                            | 87,680,000                               | 87,680,000                     |
| Unamortized Premium on Bonds                          | -                            | 7,510,104                                | 7,510,104                      |
| Total liabilities                                     | <u>392,645,959</u>           | <u>476,258,219</u>                       | <u>868,904,178</u>             |
| Fund Balances:  |                              |  |                                |
| Net investment in capital assets                      | -                            | 112,140,722                              | 112,140,722                    |
| Reserved  | 295,428,686                  | -  | 295,428,686                    |
| Unreserved  | 148,286,161                  | (73,200,644)                             | 75,085,517                     |
| Total Fund Balances                                   | <u>443,714,847</u>           | <u>38,940,078</u>                        | <u>482,654,925</u>             |
| <b><u>TOTAL LIABILITIES AND<br/>FUND BALANCES</u></b> | <b><u>\$ 836,360,806</u></b> | <b><u>\$ 515,198,297</u></b>             | <b><u>\$ 1,351,559,103</u></b> |

**MONTGOMERY COUNTY, TEXAS**  
**Schedule of Expenditures - All Departments**  
**Budget and Year-to-Date Actual for the 12 Months Ended September 30, 2020**

Page 4 of 4

|  | Adjusted<br>Budget | Current<br>Month<br>Actual | Year-<br>to-Date<br>Actual | Encumbrances   | Unexpended<br>Budget |
|--|--------------------|----------------------------|----------------------------|----------------|----------------------|
| <b><u>INTERNAL SERVICE FUNDS</u></b>       |                    |                            |                            |                |                      |
| 2201 Self Insurance                        | -                  | 3,700,463                  | 41,772,736                 | -              | (41,772,736)         |
| 2202 Property/Casualty                     | -                  | 126,933                    | 2,479,899                  | -              | (2,479,899)          |
| 2203 Workers Compensation                  | -                  | 5,383                      | 1,297,160                  | -              | (1,297,160)          |
| <b>TOTAL GENERAL ADM</b>                   | <u>-</u>           | <u>3,832,779</u>           | <u>45,549,795</u>          | <u>-</u>       | <u>(45,549,795)</u>  |
| <b><u>TOTAL INTERNAL SERVICE FUNDS</u></b> | <u>-</u>           | <u>3,832,779</u>           | <u>45,549,795</u>          | <u>-</u>       | <u>(45,549,795)</u>  |
| <b><u>ENTERPRISE FUNDS</u></b>             |                    |                            |                            |                |                      |
| Montgomery County Toll Road Authority      | 40,244,476         | 5,727,781                  | 9,865,116                  | 337,793        | 30,041,567           |
| <b>TOTAL ENTERPRISE FUNDS</b>              | <u>40,244,476</u>  | <u>5,727,781</u>           | <u>9,865,116</u>           | <u>337,793</u> | <u>30,041,567</u>    |

**MONTGOMERY COUNTY, TEXAS**  
**Statement of Net Position**  
**Internal Service Funds**  
**For the 12 Months Ended September 30, 2020**

|   | <u>Total<br/>Internal Service Funds</u> |
|---|---|
| <b>Assets:</b>                                    |   |
| Cash  | \$ 3,718,551                            |
| Other Receivables                                 |   |
| Accounts (net)                                    | 146,205                                 |
| Due From Other Funds                              | 40,139,071                              |
| Prepaid Items                                     | 570,437                                 |
| Capital Assets (net of accumulated depreciation): |   |
| Buildings   | 757,030                                 |
| Equipment   | 71,194                                  |
| Total assets                                      | <u>45,402,488</u>                       |
| <br><b>Liabilities:</b>                           |   |
| Current Liabilities:                              |   |
| Other Payables                                    | 9,908,506                               |
| Due to Other Funds                                | 24,640,521                              |
| Total liabilities                                 | <u>34,549,027</u>                       |
| <br><b>Net Position:</b>                          |   |
| Invested in capital assets                        | 828,224                                 |
| Unreserved  | 10,025,237                              |
| <b>Total Net Position</b>                         | <u><u>\$ 10,853,461</u></u>             |

**MONTGOMERY COUNTY, TEXAS**  
**Statement of Changes in Net Position**  
**Internal Service Funds**  
**For the 12 Months Ended September 30, 2020**

|  | <u>Total<br/>Internal Service Funds</u> |
|--|---|
| <b>Current Operating Revenues:</b>                 |   |
| Fees   | \$ 2,994,866                            |
| Total Operating Revenues                           | <u>2,994,866</u>                        |
| <br><b>Current Operating Expenses:</b>             |   |
| Services   | 3,721,182                               |
| Capital Outlay                                     | <u>111,597</u>                          |
| Total Operating Expenses                           | <u>3,832,779</u>                        |
| <br>Change in net position                         | (837,913)                               |
| <br>Total Net Position - September 1, 2020         | 11,691,374                              |
| <br><b>Total Net Position - September 30, 2020</b> | <br><u><u>\$ 10,853,461</u></u>         |

This page left blank intentionally.



# **BUDGET STATUS**

(unaudited)

**MONTGOMERY COUNTY, TEXAS**  
**Schedule of Expenditures - All Departments**  
**Budget and Year-to-Date Actual for the 12 Months Ended September 30, 2020**

Page 1 of 4

|                                      | Adjusted<br>Budget | Current<br>Month<br>Actual | Year-<br>to-Date<br>Actual | Encumbrances | Unexpended<br>Budget |
|--------------------------------------|--------------------|----------------------------|----------------------------|--------------|----------------------|
| 2000 County Judge                    | 105,634,542        | 1,074,259                  | 10,612,494                 | 671,790      | 94,350,258           |
| 2100 Human Resources                 | 629,802            | 57,921                     | 609,485                    | 6            | 20,311               |
| 2101 Civil Service                   | 4,500              | -                          | 1,156                      | 250          | 3,094                |
| 2200 Risk Management                 | 948,601            | 68,041                     | 1,932,314                  | 4,018        | (987,731)            |
| 2300 County Clerk                    | 7,841,951          | 713,733                    | 3,611,271                  | 3,668,216    | 562,464              |
| 2302 Court Collections               | 481,908            | 32,651                     | 388,999                    | 2,866        | 90,043               |
| 2400 Veterans Service                | 326,248            | 26,862                     | 297,154                    | 16           | 29,078               |
| 250* Elections Administrator         | 2,115,116          | 236,250                    | 2,895,155                  | 104,629      | (884,668)            |
| 2600 Information Technology          | 14,620,153         | 1,647,259                  | 13,390,855                 | 2,843,709    | (1,614,411)          |
| 2700 District Clerk                  | 3,826,656          | 314,452                    | 3,551,313                  | 21,861       | 253,482              |
| 280* County Attorney                 | 19,264,144         | 2,927,843                  | 19,088,070                 | 1,003,088    | (827,014)            |
| 3000 Building Custodial Services     | 3,411,714          | 302,034                    | 3,120,379                  | 62,226       | 229,109              |
| 3100 Building Maintenance            | 7,265,432          | 869,690                    | 6,756,893                  | 119,133      | 389,406              |
| 3200 Other                           | 4,091,195          | 277,354                    | 3,406,788                  | -            | 684,407              |
| 3210 Non-Departmental                | 12,604,435         | (21,598)                   | 10,045,174                 | 4,426        | 2,554,835            |
| 3211 Contingency                     | 536,778            | -                          | -                          | -            | 536,778              |
| 3220 Alternate Dispute Resolution    | 173,258            | 43,870                     | 157,258                    | -            | 16,000               |
| 3230 Department of Public Safety     | 122,689            | 9,569                      | 119,274                    | 449          | 2,966                |
| 3240 Historical Commission           | 65,000             | 19,746                     | 66,000                     | -            | (1,000)              |
| 3241 Historical Commission Donations | 14,954             | -                          | -                          | -            | 14,954               |
| 3250 Child Welfare                   | 114,056            | 4,440                      | 37,972                     | 1,191        | 74,893               |
| 3260 Law Library                     | 296,491            | 18,582                     | 274,286                    | 25,725       | (3,520)              |
| 3300 Purchasing Agent                | 1,179,272          | 90,785                     | 1,123,257                  | 7,009        | 49,006               |
| 3400 County Auditor                  | 2,191,991          | 180,574                    | 2,046,980                  | 3,949        | 141,062              |
| 3500 Budget Office                   | 333,895            | 25,470                     | 313,722                    | 774          | 19,399               |
| 3600 County Treasurer                | 735,728            | 59,929                     | 715,778                    | 897          | 19,053               |
| 370* Tax Assessor/Collector          | 4,819,443          | 350,294                    | 4,374,677                  | 16,308       | 428,458              |
| 4000 Environmental Health            | 2,143,756          | 162,996                    | 1,970,037                  | 3,827        | 169,892              |
| 4001 Permits                         | 518,928            | 41,490                     | 486,488                    | 3,197        | 29,243               |
| 4100 Animal Services                 | 5,570,023          | 678,042                    | 4,759,033                  | 121,205      | 689,785              |
| 4200 Forensic Services               | 2,233,186          | 176,821                    | 2,008,894                  | 34,621       | 189,671              |
| 4300 MCCD County                     | 13,549,739         | 394,247                    | 5,406,991                  | 40,281       | 8,102,467            |
| 4400 Convention Center               | 1,178,947          | 91,126                     | 1,015,800                  | 7,035        | 156,112              |
| 4401 Fairgrounds/EXPO Center         | 44,429             | -                          | -                          | -            | 44,429               |
| 4500 Memorial Library                | 10,371,380         | 896,844                    | 9,337,498                  | 366,424      | 667,458              |
| 4600 Extension Agents                | 770,607            | 57,812                     | 691,700                    | -            | 78,907               |
| 4700 Parks                           | 2,130,414          | 177,512                    | 1,667,467                  | 4,014        | 458,933              |
| 4800 Community Centers               | 537,270            | 32,984                     | 459,273                    | 300          | 77,697               |
| 4900 Recycle Centers                 | 1,368,125          | 111,721                    | 1,253,760                  | 54,951       | 59,414               |
| 5000 Airport                         | 9,401,785          | 136,294                    | 1,048,291                  | 41,970       | 8,311,524            |

\* Information presented includes CARES Act funding and subject to change.

**MONTGOMERY COUNTY, TEXAS**  
**Schedule of Expenditures - All Departments**  
**Budget and Year-to-Date Actual for the 12 Months Ended September 30, 2020**

Page 2 of 4

|                                       | Adjusted<br>Budget | Current<br>Month<br>Actual | Year-<br>to-Date<br>Actual | Encumbrances | Unexpended<br>Budget |
|---------------------------------------|--------------------|----------------------------|----------------------------|--------------|----------------------|
| 5100 District Attorney                | 13,571,072         | 1,006,465                  | 12,525,149                 | 20,792       | 1,025,131            |
| 5200 Office of Homeland Security      | 24,548,835         | 1,314,940                  | 6,476,989                  | 2,900,262    | 15,171,584           |
| 530* Fire Marshal                     | 2,051,065          | 212,933                    | 2,059,448                  | 19,353       | (27,736)             |
| 540* Juvenile Probation               | 12,778,364         | 842,322                    | 8,328,000                  | 19,958       | 4,430,406            |
| 550* Adult Probation                  | 5,091,532          | 302,974                    | 4,162,500                  | -            | 929,032              |
| 5600 Commissions                      | 224,570            | 7,679                      | 33,660                     | 236          | 190,674              |
| 5601 Forfeitures                      | -                  | -                          | 19,605                     | -            | (19,605)             |
| 5602 Lease                            | -                  | -                          | 5,450                      | -            | (5,450)              |
| 6* Sheriff                            | 104,240,371        | 7,089,150                  | 92,171,069                 | 2,100,138    | 9,969,164            |
| 7100 Constable Precinct 1             | 5,497,065          | 435,955                    | 5,207,335                  | 61,010       | 228,720              |
| 7200 Constable Precinct 2             | 2,296,308          | 165,234                    | 2,102,694                  | 89,903       | 103,711              |
| 7300 Constable Precinct 3             | 6,532,621          | 504,824                    | 6,363,933                  | 39,425       | 129,263              |
| 7400 Constable Precinct 4             | 4,822,190          | 379,960                    | 4,559,298                  | 32,522       | 230,370              |
| 7500 Constable Precinct 5             | 5,058,891          | 374,310                    | 4,550,730                  | 83,785       | 424,376              |
| 8100 Court Operations                 | 932,034            | 39,409                     | 398,755                    | 315          | 532,964              |
| 8101 Indigent Defense - Criminal      | 5,866,000          | 471,648                    | 5,270,050                  | 16,667       | 579,283              |
| 8102 Indigent Defense - Civil         | 1,196,000          | 77,182                     | 1,174,750                  | -            | 21,250               |
| 8103 Office of Court Administration   | 880,980            | 94,267                     | 833,180                    | 3,074        | 44,726               |
| 8105 Court Guardianship               | 30,000             | 4,222                      | 36,248                     | -            | (6,248)              |
| 8106 Court Reporter                   | 183,855            | 13,744                     | 80,849                     | 6,673        | 96,333               |
| 8107 Court Technology County/District | 19,051             | 1,683                      | 13,132                     | 76           | 5,843                |
| 8210 County Court at Law 1            | 532,537            | 42,554                     | 512,030                    | 395          | 20,112               |
| 8220 County Court at Law 2            | 928,893            | 68,136                     | 893,453                    | 398          | 35,042               |
| 8230 County Court at Law 3            | 843,893            | 64,402                     | 810,049                    | 236          | 33,608               |
| 8240 County Court at Law 4            | 541,102            | 40,626                     | 518,196                    | 1,124        | 21,782               |
| 8250 County Court at Law 5            | 521,357            | 40,059                     | 497,868                    | 3,564        | 19,925               |
| 8310 9th District Court               | 356,912            | 25,860                     | 335,270                    | 4,279        | 17,363               |
| 8320 221st District Court             | 356,092            | 27,383                     | 340,911                    | 362          | 14,819               |
| 8330 284th District Court             | 752,041            | 45,103                     | 689,630                    | -            | 62,411               |
| 8340 359th District Court             | 782,064            | 46,636                     | 535,088                    | 561          | 246,415              |
| 8350 410th District Court             | 499,478            | 50,748                     | 495,781                    | 957          | 2,740                |
| 8360 418th District Court             | 663,986            | 49,808                     | 626,152                    | 6,576        | 31,258               |
| 8370 435th District Court             | 374,848            | 28,600                     | 325,287                    | 84           | 49,477               |
| 8380 457th District Court             | 97,881             | 50,120                     | 74,018                     | 9,280        | 14,583               |
| 8401 Drug Court                       | 685,684            | 43,748                     | 498,965                    | 8,861        | 177,858              |
| 8402 DWI Drug Court                   | 328,835            | 31,023                     | 269,140                    | 8,679        | 51,016               |

**MONTGOMERY COUNTY, TEXAS****Schedule of Expenditures - All Departments****Budget and Year-to-Date Actual for the 12 Months Ended September 30, 2020**

Page 3 of 4

|   | Adjusted<br>Budget        | Current<br>Month<br>Actual | Year-<br>to-Date<br>Actual | Encumbrances             | Unexpended<br>Budget      |
|---|---------------------------|----------------------------|----------------------------|--------------------------|---------------------------|
| 8403 Mental Health Court Service                          | 360,141                   | 21,717                     | 331,828                    | 49                       | 28,264                    |
| 8510 Justice of the Peace Precinct 1                      | 1,010,630                 | 68,690                     | 927,872                    | 312                      | 82,446                    |
| 8520 Justice of the Peace Precinct 2                      | 711,184                   | 55,104                     | 641,397                    | 10,310                   | 59,477                    |
| 8530 Justice of the Peace Precinct 3                      | 1,337,134                 | 109,964                    | 1,262,661                  | 32                       | 74,441                    |
| 8540 Justice of the Peace Precinct 4                      | 1,098,888                 | 74,383                     | 969,707                    | 14,137                   | 115,044                   |
| 8550 Justice of the Peace Precinct 5                      | 632,989                   | 46,886                     | 599,126                    | 2,561                    | 31,302                    |
| 8590 JP Justice Court Security                            | 4,016                     | -                          | 23,095                     | -                        | (19,079)                  |
| 8591 JP Justice Court Technology                          | 63,306                    | 4,608                      | 55,707                     | 1,820                    | 5,779                     |
| 8592 JP Juvenile Case Manager                             | 377,192                   | 24,404                     | 301,997                    | -                        | 75,195                    |
| 9000 Restricted   | 2,010,748                 | -                          | 4,500                      | 2,000                    | 2,004,248                 |
| 9100 Commissioner Precinct 1                              | 10,447,151                | 862,394                    | 7,747,059                  | 426,364                  | 2,273,728                 |
| 9200 Commissioner Precinct 2                              | 17,820,712                | 638,199                    | 7,705,004                  | 1,104,936                | 9,010,772                 |
| 9300 Commissioner Precinct 3                              | 12,879,878                | 492,650                    | 6,064,811                  | 1,543,305                | 5,271,762                 |
| 9400 Commissioner Precinct 4                              | 15,730,847                | 1,152,947                  | 8,411,797                  | 220,219                  | 7,098,831                 |
| 9500 County Engineer                                      | 2,407,112                 | 146,442                    | 1,704,254                  | 1,981                    | 700,877                   |
| 1100 General Fund   | 3,965,958                 | (716)                      | 8,511,408                  | 86                       | (4,545,536)               |
| 1200 Road & Bridge  | 1,788,459                 | -                          | -                          | -                        | 1,788,459                 |
| 1206 County Clerk Records Management                      | -                         | 5,165                      | 18,611                     | 1,873                    | (20,484)                  |
| 1213 Court Reporter Service                               | -                         | 174                        | 174                        | -                        | -                         |
| 1216 Justice Court Technology                             | 49,000                    | -                          | 20,000                     | -                        | 29,000                    |
| 1220 Grants   | -                         | -                          | 626,612                    | -                        | (626,612)                 |
| 1400 Local Capital Projects                               | 24,937,025                | 572,384                    | 12,935,586                 | 3,518,008                | 8,483,431                 |
| 1402 C/P Certificates of Obligation 2012                  | 782,459                   | -                          | 580,605                    | -                        | 201,854                   |
| 1408 Sheriff Capital Projects                             | -                         | 151,421                    | 377,421                    | -                        | (377,421)                 |
| 1903 Capital Road Projects                                | 95,871,398                | 2,982,468                  | 37,895,815                 | 26,080,159               | 31,895,424                |
| 3290 Debt Service   | 36,955,247                | -                          | 36,945,029                 | -                        | 10,218                    |
| <b><u>TOTAL EXPENDITURES -<br/>GOVERNMENTAL FUNDS</u></b> | <b><u>678,796,422</u></b> | <b><u>33,690,890</u></b>   | <b><u>417,498,674</u></b>  | <b><u>47,608,058</u></b> | <b><u>213,689,864</u></b> |

**MONTGOMERY COUNTY, TEXAS**  
**Schedule of Expenditures - All Departments**  
**Budget and Year-to-Date Actual for the 12 Months Ended September 30, 2020**

Page 4 of 4

|  | Adjusted<br>Budget | Current<br>Month<br>Actual | Year-<br>to-Date<br>Actual | Encumbrances | Unexpended<br>Budget |
|--|--------------------|----------------------------|----------------------------|--------------|----------------------|
| <b><u>INTERNAL SERVICE FUNDS</u></b>       |                    |                            |                            |              |                      |
| 2201 Self Insurance                        | -                  | 3,700,463                  | 41,772,736                 | -            | (41,772,736)         |
| 2202 Property/Casualty                     | -                  | 126,933                    | 2,479,899                  | -            | (2,479,899)          |
| 2203 Workers Compensation                  | -                  | 5,383                      | 1,297,160                  | -            | (1,297,160)          |
| <b>TOTAL GENERAL ADM</b>                   | -                  | 3,832,779                  | 45,549,795                 | -            | (45,549,795)         |
| <b><u>TOTAL INTERNAL SERVICE FUNDS</u></b> | -                  | 3,832,779                  | 45,549,795                 | -            | (45,549,795)         |
| <b><u>ENTERPRISE FUNDS</u></b>             |                    |                            |                            |              |                      |
| Montgomery County Toll Road Authority      | 40,244,476         | 5,727,781                  | 9,865,116                  | 337,793      | 11,224,052           |
| <b>TOTAL ENTERPRISE FUNDS</b>              | 40,244,476         | 5,727,781                  | 9,865,116                  | 337,793      | 11,224,052           |

This page left blank intentionally.

# **SCHEDULES**

(unaudited)

**MONTGOMERY COUNTY, TEXAS**  
**Schedule of Revenues and Expenses - Montgomery County Toll Road Authority**  
**Budget and Year-to-Date Actual for the 12 Months Ended September 30, 2020**

|                       | Adjusted<br>Budget | Current<br>Month<br>Actual | Year-<br>to-Date<br>Actual | Encumbrances   | Unexpended<br>Budget |
|-----------------------|--------------------|----------------------------|----------------------------|----------------|----------------------|
| <b>Revenue:</b>       |                    |                            |                            |                |                      |
| 1101 249 Operations   | -                  | -                          | 7,784,675                  | -              | (7,784,675)          |
| 5701 249 Construction | -                  | -                          | 437,920                    | -              | (437,920)            |
| 5702 249 Operations   | 5,272,250          | 694,974                    | 4,262,819                  | -              | 1,009,431            |
| 5703 242 Operations   | 77,400             | 1,320                      | 60,478                     | -              | 16,922               |
| 1300 Debt Service     | 2,462,470          | -                          | 7,205                      | -              | 2,455,265            |
| 5705 Debt Service     | -                  | -                          | (159,963)                  | -              | 159,963              |
| <b>Total Revenue</b>  | <b>7,812,120</b>   | <b>696,294</b>             | <b>12,393,134</b>          | <b>-</b>       | <b>(4,581,014)</b>   |
| <b>Expenses:</b>      |                    |                            |                            |                |                      |
| 1100 MCTRA General    | 2,462,470          | -                          | -                          | -              | 2,462,470            |
| 1101 249 Operations   | -                  | -                          | (18,817,515)               | -              | -                    |
| 5702 249 Operations   | 2,809,780          | 98,533                     | 530,613                    | 23,362         | 2,255,805            |
| 5701 249 Construction | 32,385,258         | 3,436,513                  | 25,868,951                 | 314,431        | 6,201,876            |
| 5703 242 Operations   | 124,498            | 735                        | 91,067                     | -              | 33,431               |
| 5705 Debt Service     | 2,462,470          | 2,192,000                  | 2,192,000                  | -              | 270,470              |
| <b>Total Expenses</b> | <b>40,244,476</b>  | <b>5,727,781</b>           | <b>9,865,116</b>           | <b>337,793</b> | <b>11,224,052</b>    |



**MONTGOMERY COUNTY, TEXAS**  
**Schedule of Transfers In and Out by Fund**  
**For the 12 Months Ended September 30, 2020**

|  | <u>Transfers In</u>        | <u>Transfers Out</u>       |
|--|----------------------------|----------------------------|
| General Fund                             | \$ 758,491                 | \$ 8,511,074               |
| Debt Service                             | 837,256                    | -                          |
| Certificates of Obligation, Series 2012A | -                          | 210,644                    |
| Grants                                   | -                          | 626,612                    |
| MCTRA                                    | 7,784,462                  | -                          |
| Custodial Fund                           | -                          | 31,879                     |
| <b>TOTAL FINANCING USES</b>              | <b><u>\$ 9,380,209</u></b> | <b><u>\$ 9,380,209</u></b> |

**MONTGOMERY COUNTY, TEXAS**  
**Schedule of Bond Indebtedness**  
**As of September 30, 2020**

|   | Interest<br>Rate (%) | Issue<br>Date | Maturity<br>Date | Balances<br>Outstanding |
|---|----------------------|---------------|------------------|-------------------------|
| <b>GENERAL OBLIGATION BONDS:</b>              |                      |               |                  |                         |
| Refunding Bonds, Series 2012                  | 2.00-5.00            | 2012          | 2026             | 18,830,000              |
| Refunding Bonds, Series 2014A                 | 5.00                 | 2014          | 2025             | 57,865,000              |
| Refunding Bonds, Series 2016                  | 4.25-5.25            | 2016          | 2032             | 58,925,000              |
| Road Bonds, Series 2016                       | 4.25-5.25            | 2016          | 2041             | 52,405,000              |
| Refunding Bonds, Series 2016A                 | 3.00-5.00            | 2016          | 2030             | 46,220,000              |
| Road Bonds, Series 2016A                      | 4.00-5.00            | 2016          | 2042             | 70,660,000              |
| Road Bonds, Series 2018                       | 4.00-5.00            | 2018          | 2043             | 43,395,000              |
| Refunding Bonds, Series 2018                  | 4.00                 | 2018          | 2030             | 26,965,000              |
| Road Bonds, Series 2018B                      | 4.00-5.00            | 2018          | 2043             | 88,510,000              |
| <b>TOTAL GENERAL OBLIGATION BONDS PAYABLE</b> |                      |               |                  | <b>463,775,000</b>      |
| <b>CERTIFICATES OF OBLIGATION:</b>            |                      |               |                  |                         |
| Series 2010                                   | 3.00-5.40            | 2010          | 2039             | 23,395,000              |
| Series 2012                                   | 2.00-4.00            | 2012          | 2032             | 10,965,000              |
| Series 2012A                                  | 2.00-5.00            | 2012          | 2023             | 11,245,000              |
| <b>TOTAL CERTIFICATES OF OBLIGATION</b>       |                      |               |                  | <b>45,605,000</b>       |
| <b>TOTAL BONDED DEBT</b>                      |                      |               |                  | <b>\$ 509,380,000</b>   |


**MONTGOMERY COUNTY TOLL ROAD AUTHORITY**  
**Schedule of Bond Indebtedness**  
**As of September 30, 2020**

|   | <u>Interest<br/>Rate (%)</u> | <u>Issue<br/>Date</u> | <u>Maturity<br/>Date</u> | <u>Balances<br/>Outstanding</u> |
|---|------------------------------|-----------------------|--------------------------|---------------------------------|
| <b>REVENUE BONDS:</b>                       |                              |                       |                          |                                 |
| Senior Lien Toll Revenue Bonds, Series 2018 | 5.00                         | 2018                  | 2048                     | 87,680,000                      |
| <b>TOTAL REVENUE BONDS PAYABLE</b>          |                              |                       |                          | <u>87,680,000</u>               |
| <br><b>TOTAL BONDED DEBT</b>                |                              |                       |                          | <br><b><u>\$ 87,680,000</u></b> |

Reconciliation of Cash and Investment Balances  
County General Ledger to Statement of Balances  
For the 12 Months Ended September 30, 2020

|   | <u>Cash</u>        | <u>Investment</u>  |
|---|--------------------|--------------------|
| General Ledger Balance  | 322,503,845        | 170,950,741        |
| Additions:  |                    |                    |
| Accounts Classified as Investments<br>for Treasurer but Cash for County |                    | 24,399,798         |
| Amounts journalized in following month - MCTRA                          |                    | 14,558             |
| Amounts journalized in following month - County                         |                    | 126,511            |
| Custodial Accounts controlled by Treasurer                              | 2,796,553          |                    |
| Interfund Clearing closed in following month                            | 48,891             |                    |
| Subtractions:   |                    |                    |
| Accounts Classified as Investments<br>for Treasurer but Cash for County | (24,399,798)       |                    |
| Accounts not handled by Treasurer                                       |                    |                    |
| SIT Escrow  | (290,068)          |                    |
| County Attorney Discretionary   | (130,446)          |                    |
| District Attorney State   | (5,684)            |                    |
| Worthless Check Fund  | (10,942)           |                    |
| Forfeitures Fund  | (2,297,139)        |                    |
| Jail Commissary   | (1,264,426)        |                    |
| Contract Election Fund  | (946,601)          |                    |
| Cash held with Agent (TxDOT)  | (16,224,019)       |                    |
| Cash on Hand (various funds)  | (34,280)           |                    |
| Amounts journalized in following month - County                         | (2,954,962)        |                    |
|   | <u>276,790,924</u> | <u>195,491,608</u> |
| Statement of Balances   | 276,790,925        | 195,491,607        |
| Variance  | (1)                | 1                  |

*Any variance exists due to rounding of amounts*



**Montgomery County, Texas**  
**Office of the County Auditor**  
501 North Thompson, Suite 205, Conroe, Texas 77301  
P. O. Box 539, Conroe, Texas 77305

Rakesh Pandey, CPA  
County Auditor

Angela H. Blocker  
1<sup>st</sup> Assistant County Auditor

TO: Commissioners Court

FROM: Rakesh Pandey, County Auditor *RP*

DATE: October 13, 2020

RE: County Auditor's Report

The following reports "Report of Revenues" and "Report of Expenditures" are provided to the Commissioners Court in compliance with Local Government Code 114.024.

If you have any questions, please do not hesitate to contact me.

RP/mo

# MONTGOMERY COUNTY, TEXAS

## REPORT OF REVENUES

For Fiscal Year Ended September 30, 2020

AS OF October 5, 2020

|  | Sum of NetTransactionAmount |
|--|-----------------------------|
| 100  | (243,931,112.79)            |
| GENERAL OPERATIONS                           | (243,931,112.79)            |
| 1100   | (209,739,296.75)            |
| GENERAL FUND                                 | (209,739,296.75)            |
| 400100                                       | (186,404,246.17)            |
| CURRENT TAXES                                | (186,404,246.17)            |
| 400110                                       | (683,465.33)                |
| DELINQUENT TAXES                             | (683,465.33)                |
| 400120                                       | (1,474,123.30)              |
| PENALTY AND INTEREST                         | (1,474,123.30)              |
| 400140                                       | (248,570.57)                |
| OTHER TAXES                                  | (248,570.57)                |
| 410100                                       | (244,038.00)                |
| TABC LICENSES                                | (244,038.00)                |
| 410102                                       | (623,750.00)                |
| HEALTH PERMITS                               | (623,750.00)                |
| 420304                                       | (1,631,130.79)              |
| OTHER ALLOCATIONS                            | (1,631,130.79)              |
| 430104                                       | (12,916.49)                 |
| COUNTY JUDGE FEES                            | (12,916.49)                 |
| 430106                                       | (244,091.94)                |
| SHERIFF FEES                                 | (244,091.94)                |
| 430108                                       | (34,816.85)                 |
| COUNTY ATTORNEY FEES                         | (34,816.85)                 |
| 430110                                       | (4,079,233.38)              |
| COUNTY CLERK FEES                            | (4,079,233.38)              |
| 430118                                       | (371,669.93)                |
| TPW SALES TAX COMMISSION                     | (371,669.93)                |
| 430132                                       | (1,190,938.43)              |
| DISTRICT CLERK FEES                          | (1,190,938.43)              |
| 430134                                       | (3,875,149.75)              |
| JUSTICE OF THE PEACE FEES                    | (3,875,149.75)              |
| 430136                                       | (14,613.56)                 |
| TRUANCY PREVENTION AND DIVERSION CCP 102.015 | (14,613.56)                 |
| 430138                                       | (284,081.54)                |
| CONSTABLE FEES                               | (284,081.54)                |
| 430140                                       | (59.80)                     |
| VOTER REGISTRATION FEES                      | (59.80)                     |
| 430142                                       | (189,290.20)                |
| CRIMINAL JUSTICE FEES                        | (189,290.20)                |
| 430144                                       | (10,390.58)                 |
| CHILD SAFETY                                 | (10,390.58)                 |
| 430148                                       | (3,500.00)                  |
| BAIL BOND ADMINISTRATION FEES                | (3,500.00)                  |
| 430150                                       | (46,406.27)                 |
| TRAFFIC SAFETY FEES                          | (46,406.27)                 |
| 430152                                       | (79,838.40)                 |
| FAILURE TO APPEAR FEES                       | (79,838.40)                 |

|                                       |                |
|---------------------------------------|----------------|
| 430156                                | (67,582.47)    |
| LEOSE-ANNUAL ALLOCATION               | (67,582.47)    |
| 430158                                | (6,810.00)     |
| JUDICIAL EDUCATION                    | (6,810.00)     |
| 430160                                | (1,138.37)     |
| TRIAL FEES                            | (1,138.37)     |
| 430164                                | (24,224.03)    |
| HB530 DRUG COURT FEE-UNRESTRICTED     | (24,224.03)    |
| 430166                                | (50,080.43)    |
| CCP102.0178 DRUG COURT FEE-RESTRICTED | (50,080.43)    |
| 430170                                | (20,177.16)    |
| HAZARDOUS WASTE MANAGEMENT FEE        | (20,177.16)    |
| 430174                                | (458,333.37)   |
| DETENTION ADMINISTRATION SERVICES     | (458,333.37)   |
| 430176                                | (875.00)       |
| PROBATION FEES                        | (875.00)       |
| 430178                                | (361.47)       |
| COMMUNITY RESTITUTION FEES            | (361.47)       |
| 430212                                | (46,970.79)    |
| JURY FEES                             | (46,970.79)    |
| 430216                                | (89,087.00)    |
| INMATE TELEPHONE FEE                  | (89,087.00)    |
| 440100                                | (1,369,312.01) |
| INTEREST-BANK                         | (1,369,312.01) |
| 440120                                | (1,465,554.46) |
| INVESTMENT EARNINGS                   | (1,465,554.46) |
| 450100                                | (1,645.79)     |
| COMMISSIONS                           | (1,645.79)     |
| 450200                                | (66,846.20)    |
| CONTRACT SERVICE REVENUE              | (66,846.20)    |
| 450210                                | (178,815.76)   |
| CONTRACT REIMBURSEMENT-ADMINISTRATION | (178,815.76)   |
| 450300                                | (100,198.12)   |
| CONTRIBUTIONS                         | (100,198.12)   |
| 450318                                | (19,377.00)    |
| RENTS/LEASES                          | (19,377.00)    |
| 450320                                | (463,065.35)   |
| MISCELLANEOUS                         | (463,065.35)   |
| 450326                                | (512,982.68)   |
| TEMPORARY SUSPENSE REVENUE            | (512,982.68)   |
| 450328                                | (226,253.48)   |
| SALE OF ASSETS                        | (226,253.48)   |
| 460100                                | (397,706.29)   |
| COURT FINES                           | (397,706.29)   |
| 470100                                | (758,490.94)   |
| TRANSFERS IN                          | (758,490.94)   |
| 480130                                | (1,665,337.30) |
| CAPITAL LEASE FINANCING               | (1,665,337.30) |
| 410116                                | (1,750.00)     |
| RECYCLE CENTER PERMITS                | (1,750.00)     |
| 2100                                  | 252.00         |
| HUMAN RESOURCES                       | 252.00         |
| 450200                                | 252.00         |
| CONTRACT SERVICE REVENUE              | 252.00         |
|                                       | 252.00         |

|        |                                 |                |
|--------|---------------------------------|----------------|
| 2200   |                                 | (13,905.80)    |
|        | RISK MANAGEMENT                 | (13,905.80)    |
| 450200 |                                 | 18.00          |
|        | CONTRACT SERVICE REVENUE        | 18.00          |
| 450328 |                                 | (13,923.80)    |
|        | SALE OF ASSETS                  | (13,923.80)    |
| 2302   |                                 | 183.80         |
|        | COURT COLLECTIONS               | 183.80         |
| 450200 |                                 | 183.80         |
|        | CONTRACT SERVICE REVENUE        | 183.80         |
| 2800   |                                 | (61,040.77)    |
|        | COUNTY ATTORNEY                 | (61,040.77)    |
| 420100 |                                 | (41,441.65)    |
|        | FEDERAL GRANT REVENUE           | (41,441.65)    |
| 420204 |                                 | (19,480.00)    |
|        | STATE ALLOCATIONS               | (19,480.00)    |
| 440100 |                                 | (119.12)       |
|        | INTEREST-BANK                   | (119.12)       |
| 2801   |                                 | (72,593.53)    |
|        | COUNTY ATTORNEY STATE FUNDS     | (72,593.53)    |
| 420204 |                                 | (70,000.00)    |
|        | STATE ALLOCATIONS               | (70,000.00)    |
| 430108 |                                 | (2,556.45)     |
|        | COUNTY ATTORNEY FEES            | (2,556.45)     |
| 440100 |                                 | (37.08)        |
|        | INTEREST-BANK                   | (37.08)        |
| 3000   |                                 | (8,212.92)     |
|        | BUILDING CUSTODIAL SERVICES     | (8,212.92)     |
| 450200 |                                 | (8,212.92)     |
|        | CONTRACT SERVICE REVENUE        | (8,212.92)     |
| 3200   |                                 | (1,882,163.14) |
|        | OTHER                           | (1,882,163.14) |
| 430120 |                                 | (985.00)       |
|        | APPLICATION FEES                | (985.00)       |
| 450200 |                                 | (1,881,178.14) |
|        | CONTRACT SERVICE REVENUE        | (1,881,178.14) |
| 3220   |                                 | (157,258.08)   |
|        | ALTERNATE DISPUTE RESOLUTION    | (157,258.08)   |
| 430110 |                                 | (24,405.58)    |
|        | COUNTY CLERK FEES               | (24,405.58)    |
| 430132 |                                 | (98,887.50)    |
|        | DISTRICT CLERK FEES             | (98,887.50)    |
| 430134 |                                 | (33,965.00)    |
|        | JUSTICE OF THE PEACE FEES       | (33,965.00)    |
| 3240   |                                 | (75.00)        |
|        | HISTORICAL COMMISSION           | (75.00)        |
| 450300 |                                 | (75.00)        |
|        | CONTRIBUTIONS                   | (75.00)        |
| 3241   |                                 | (2,360.00)     |
|        | HISTORICAL COMMISSION DONATIONS | (2,360.00)     |
| 450300 |                                 | (2,360.00)     |
|        | CONTRIBUTIONS                   | (2,360.00)     |
| 3250   |                                 | (3,484.89)     |
|        | CHILD WELFARE                   | (3,484.89)     |



|                            |                |
|----------------------------|----------------|
| 420100                     |                |
| FEDERAL GRANT REVENUE      | (3,484.89)     |
| 3400                       | (3,484.89)     |
| COUNTY AUDITOR             | (20,955.65)    |
| 450200                     | (20,955.65)    |
| CONTRACT SERVICE REVENUE   | (20,955.65)    |
| 3700                       | (6,807,391.65) |
| TAX ASSESSOR/COLLECTOR     | (6,807,391.65) |
| 400100                     | (930,615.93)   |
| CURRENT TAXES              | (930,615.93)   |
| 430118                     | (99,329.60)    |
| TPW SALES TAX COMMISSION   | (99,329.60)    |
| 430122                     | (1,472,288.48) |
| SUPPLEMENTAL MVD FEES      | (1,472,288.48) |
| 430124                     | (4,283,462.60) |
| SALES TAX COMMISSIONS      | (4,283,462.60) |
| 430126                     | (21,517.50)    |
| TPW TITLE FEE              | (21,517.50)    |
| 440100                     | (177.54)       |
| INTEREST-BANK              | (177.54)       |
| 3701                       | (7,927.70)     |
| TAC SPECIAL INVENTORY TAX  | (7,927.70)     |
| 440100                     | (7,927.70)     |
| INTEREST-BANK              | (7,927.70)     |
| 3703                       | (3,075.00)     |
| TAC VTR                    | (3,075.00)     |
| 430128                     | (2,750.00)     |
| VTR LICENSE APP FEE-OWNER  | (2,750.00)     |
| 430130                     | (325.00)       |
| VTR LICENSE APP FEE-RUNNER | (325.00)       |
| 4001                       | (606,110.00)   |
| PERMITS                    | (606,110.00)   |
| 410106                     | (606,110.00)   |
| FOOD SERVICE PERMITS       | (606,110.00)   |
| 4100                       | (423,537.80)   |
| ANIMAL SERVICES            | (423,537.80)   |
| 410104                     | (4,115.00)     |
| ANIMAL CONTROL TRANSPORT   | (4,115.00)     |
| 430190                     | (105,768.00)   |
| ADOPTION FEES              | (105,768.00)   |
| 430192                     | (80,436.00)    |
| ANIMAL SHELTER FEES        | (80,436.00)    |
| 430194                     | (89,250.50)    |
| CLINIC SERVICES            | (89,250.50)    |
| 430196                     | (12,900.00)    |
| IMPOUND FEES               | (12,900.00)    |
| 450200                     | -              |
| CONTRACT SERVICE REVENUE   | -              |
| 450300                     | (131,068.30)   |
| CONTRIBUTIONS              | (131,068.30)   |
| 4200                       | (165,831.90)   |
| FORENSIC SERVICES          | (165,831.90)   |
| 430200                     | (163,134.50)   |
| INQUESTS AND AUTOPSIES     | (163,134.50)   |

|                                   |              |
|-----------------------------------|--------------|
| 430210                            |              |
| FORENSIC ADMINISTRATION FEE       | (2,686.40)   |
| 450320                            | (2,686.40)   |
| MISCELLANEOUS                     | (11.00)      |
| 4300                              | (11.00)      |
| MCCD COUNTY APPROPRIATIONS (CDBG) | 51.59        |
| 450320                            | 51.59        |
| MISCELLANEOUS                     | 51.59        |
| 4400                              |              |
| CONVENTION CENTER                 | (936,773.30) |
| 420304                            | (936,773.30) |
| OTHER ALLOCATIONS                 | (441,582.10) |
| 430162                            | (441,582.10) |
| PARK FEES                         | (85,398.24)  |
| 430226                            | (85,398.24)  |
| RENTAL/USER FEES                  | (305,126.74) |
| 450200                            | (305,126.74) |
| CONTRACT SERVICE REVENUE          | 125.00       |
| 450318                            | 125.00       |
| RENTS/LEASES                      | (104,791.22) |
| 4500                              | (104,791.22) |
| MEMORIAL LIBRARY                  | (171,410.51) |
| 430224                            | (171,410.51) |
| BOOK FINES                        | (39,097.18)  |
| 450100                            | (39,097.18)  |
| COMMISSIONS                       | (1,058.70)   |
| 450300                            | (1,058.70)   |
| CONTRIBUTIONS                     | (131,254.63) |
| 5000                              | (131,254.63) |
| AIRPORT                           | (570,928.30) |
| 430170                            | (570,928.30) |
| HAZARDOUS WASTE MANAGEMENT FEE    | 95.00        |
| 430226                            | 95.00        |
| RENTAL/USER FEES                  | (407,922.02) |
| 430230                            | (407,922.02) |
| FUEL FLOW FEES                    | (148,932.59) |
| 450320                            | (148,932.59) |
| MISCELLANEOUS                     | (14,168.69)  |
| 5050                              | (14,168.69)  |
| CUSTOMS                           | (96,792.56)  |
| 430226                            | (96,792.56)  |
| RENTAL/USER FEES                  | (97,208.56)  |
| 450200                            | (97,208.56)  |
| CONTRACT SERVICE REVENUE          | 416.00       |
| 5100                              | 416.00       |
| DISTRICT ATTORNEY                 | (132,719.22) |
| 420100                            | (132,719.22) |
| FEDERAL GRANT REVENUE             | -            |
| 420200                            | -            |
| STATE GRANT REVENUE               | -            |
| 420204                            | -            |
| STATE ALLOCATIONS                 | (95,022.99)  |
| 440100                            | (95,022.99)  |
| INTEREST-BANK                     | (13.02)      |
|                                   | (13.02)      |

|                                       |                |
|---------------------------------------|----------------|
| 450200                                | (1,327.21)     |
| CONTRACT SERVICE REVENUE              | (1,327.21)     |
| 460130                                | (36,356.00)    |
| FORFEITURES-BONDS                     | (36,356.00)    |
| 5101                                  | (7,500.00)     |
| DISTRICT ATTORNEY STATE FUNDS         | (7,500.00)     |
| 420204                                | (7,500.00)     |
| STATE ALLOCATIONS                     | (7,500.00)     |
| 5301                                  | (1,119,508.05) |
| FIRE MARSHAL - INSPECTIONS            | (1,119,508.05) |
| 430184                                | (304,961.00)   |
| FIRE INSPECTION FEE-EXISTING          | (304,961.00)   |
| 430186                                | (620,000.00)   |
| FIRE INSPECTION FEE-NEW CONSTRUCTION  | (620,000.00)   |
| 450200                                | (194,547.05)   |
| CONTRACT SERVICE REVENUE              | (194,547.05)   |
| 5400                                  | (175,559.50)   |
| JUVENILE PROBATION-ADMINISTRATIVE     | (175,559.50)   |
| 430174                                | (35,639.00)    |
| DETENTION ADMINISTRATION SERVICES     | (35,639.00)    |
| 450210                                | (139,920.50)   |
| CONTRACT REIMBURSEMENT-ADMINISTRATION | (139,920.50)   |
| 5500                                  | (3,436,718.00) |
| ADULT PROBATION                       | (3,436,718.00) |
| 450200                                | (3,436,718.00) |
| CONTRACT SERVICE REVENUE              | (3,436,718.00) |
| 5501                                  | (526,282.79)   |
| BOND SUPERVISION                      | (526,282.79)   |
| 450200                                | (526,282.79)   |
| CONTRACT SERVICE REVENUE              | (526,282.79)   |
| 5600                                  | (104,974.82)   |
| COMMISSIONS                           | (104,974.82)   |
| 450100                                | (92,929.80)    |
| COMMISSIONS                           | (92,929.80)    |
| 450328                                | (12,045.02)    |
| SALE OF ASSETS                        | (12,045.02)    |
| 6000                                  | (112,505.85)   |
| SHERIFF                               | (112,505.85)   |
| 420206                                | (14,582.85)    |
| STATE CONTRACT REIMBURSEMENT          | (14,582.85)    |
| 430180                                | (85,950.00)    |
| VEHICLE TOWING PROGRAM FEES           | (85,950.00)    |
| 450200                                | (808.00)       |
| CONTRACT SERVICE REVENUE              | (808.00)       |
| 450210                                | (10,665.00)    |
| CONTRACT REIMBURSEMENT-ADMINISTRATION | (10,665.00)    |
| 450300                                | (500.00)       |
| CONTRIBUTIONS                         | (500.00)       |
| 6100                                  | (86,776.13)    |
| SHERIFF HOMELAND SECURITY             | (86,776.13)    |
| 450200                                | (78,176.13)    |
| CONTRACT SERVICE REVENUE              | (78,176.13)    |
| 450300                                | (8,600.00)     |
| CONTRIBUTIONS                         | (8,600.00)     |

|        |                                       |                |
|--------|---------------------------------------|----------------|
| 6201   |                                       | (83,966.16)    |
|        | SHERIFF HOMICIDE VIOLENT CRIME        | (83,966.16)    |
| 450200 |                                       | (83,966.16)    |
|        | CONTRACT SERVICE REVENUE              | (83,966.16)    |
| 6202   |                                       | (17,080.42)    |
|        | SHERIFF ORGANIZED CRIME               | (17,080.42)    |
| 450200 |                                       | (17,080.42)    |
|        | CONTRACT SERVICE REVENUE              | (17,080.42)    |
| 6301   |                                       | (503,160.68)   |
|        | SHERIFF PATROL EAST                   | (503,160.68)   |
| 450200 |                                       | (503,160.68)   |
|        | CONTRACT SERVICE REVENUE              | (503,160.68)   |
| 6302   |                                       | (488,313.86)   |
|        | SHERIFF PATROL WEST                   | (488,313.86)   |
| 450200 |                                       | (488,313.86)   |
|        | CONTRACT SERVICE REVENUE              | (488,313.86)   |
| 6303   |                                       | (7,954,065.07) |
|        | SHERIFF PATROL SOUTH                  | (7,954,065.07) |
| 450200 |                                       | (7,954,065.07) |
|        | CONTRACT SERVICE REVENUE              | (7,954,065.07) |
| 6401   |                                       | (1,162,382.95) |
|        | SHERIFF DISPATCH                      | (1,162,382.95) |
| 450200 |                                       | (1,162,382.95) |
|        | CONTRACT SERVICE REVENUE              | (1,162,382.95) |
| 6402   |                                       | (13,755.00)    |
|        | SHERIFF CRIME LAB                     | (13,755.00)    |
| 430182 |                                       | (13,755.00)    |
|        | FINGERPRINT FEES                      | (13,755.00)    |
| 6405   |                                       | (219,341.83)   |
|        | SHERIFF RADIO                         | (219,341.83)   |
| 420200 |                                       | (196,694.67)   |
|        | STATE GRANT REVENUE                   | (196,694.67)   |
| 450210 |                                       | (22,647.16)    |
|        | CONTRACT REIMBURSEMENT-ADMINISTRATION | (22,647.16)    |
| 6407   |                                       | (6,550.00)     |
|        | SHERIFF ACADEMY                       | (6,550.00)     |
| 430172 |                                       | (6,550.00)     |
|        | ACADEMY REVENUE                       | (6,550.00)     |
| 6504   |                                       | (699,275.00)   |
|        | SHERIFF ALARMS                        | (699,275.00)   |
| 410108 |                                       | (699,275.00)   |
|        | ALARM PERMITS                         | (699,275.00)   |
| 6601   |                                       | (23,816.48)    |
|        | SHERIFF JAIL                          | (23,816.48)    |
| 420108 |                                       | (15,129.00)    |
|        | FEDERAL INMATE HOUSING                | (15,129.00)    |
| 430178 |                                       | (8,687.48)     |
|        | COMMUNITY RESTITUTION FEES            | (8,687.48)     |
| 7100   |                                       | (860,216.72)   |
|        | CONSTABLE PRECINCT 1                  | (860,216.72)   |
| 410110 |                                       | 16.85          |
|        | AUTO REGISTRATION                     | 16.85          |
| 420100 |                                       | (513.90)       |
|        | FEDERAL GRANT REVENUE                 | (513.90)       |

|                                       |                |
|---------------------------------------|----------------|
| 430138                                | (14,129.41)    |
| CONSTABLE FEES                        | (14,129.41)    |
| 450200                                | (845,590.26)   |
| CONTRACT SERVICE REVENUE              | (845,590.26)   |
| 7200                                  | (12,054.50)    |
| CONSTABLE PRECINCT 2                  | (12,054.50)    |
| 430138                                | (12,054.50)    |
| CONSTABLE FEES                        | (12,054.50)    |
| 7300                                  | (1,284,368.39) |
| CONSTABLE PRECINCT 3                  | (1,284,368.39) |
| 430138                                | (18,223.46)    |
| CONSTABLE FEES                        | (18,223.46)    |
| 450100                                | (1,778.32)     |
| COMMISSIONS                           | (1,778.32)     |
| 450200                                | (1,264,366.61) |
| CONTRACT SERVICE REVENUE              | (1,264,366.61) |
| 7400                                  | (150,584.36)   |
| CONSTABLE PRECINCT 4                  | (150,584.36)   |
| 430138                                | (19,861.02)    |
| CONSTABLE FEES                        | (19,861.02)    |
| 450100                                | (490.25)       |
| COMMISSIONS                           | (490.25)       |
| 450200                                | (129,598.05)   |
| CONTRACT SERVICE REVENUE              | (129,598.05)   |
| 420106                                | (635.04)       |
| FEDERAL CONTRACT REIMBURSEMENT        | (635.04)       |
| 7500                                  | (1,269,504.85) |
| CONSTABLE PRECINCT 5                  | (1,269,504.85) |
| 430138                                | (12,500.00)    |
| CONSTABLE FEES                        | (12,500.00)    |
| 450200                                | (1,257,004.85) |
| CONTRACT SERVICE REVENUE              | (1,257,004.85) |
| 8100                                  | (232,119.37)   |
| COURT OPERATIONS                      | (232,119.37)   |
| 420200                                | (31,432.00)    |
| STATE GRANT REVENUE                   | (31,432.00)    |
| 430212                                | 1,230.00       |
| JURY FEES                             | 1,230.00       |
| 450210                                | (107,270.00)   |
| CONTRACT REIMBURSEMENT-ADMINISTRATION | (107,270.00)   |
| 450324                                | (94,647.37)    |
| REIMBURSEMENT POST-JUDGEMENT          | (94,647.37)    |
| 8101                                  | (345,934.50)   |
| INDIGENT DEFENSE- CRIMINAL            | (345,934.50)   |
| 420200                                | (345,934.50)   |
| STATE GRANT REVENUE                   | (345,934.50)   |
| 8210                                  | (84,000.00)    |
| COUNTY COURT AT LAW 1                 | (84,000.00)    |
| 420204                                | (84,000.00)    |
| STATE ALLOCATIONS                     | (84,000.00)    |
| 8220                                  | (84,000.00)    |
| COUNTY COURT AT LAW 2                 | (84,000.00)    |
| 420204                                | (84,000.00)    |
| STATE ALLOCATIONS                     | (84,000.00)    |

|   |  |              |
|---|--|--------------|
| 8230                                      |  |              |
| COUNTY COURT AT LAW 3                     |  | (84,000.00)  |
| 420204                                    |  | (84,000.00)  |
| STATE ALLOCATIONS                         |  | (84,000.00)  |
| 8240                                      |  | (84,000.00)  |
| COUNTY COURT AT LAW 4                     |  | (84,000.00)  |
| 420204                                    |  | (84,000.00)  |
| STATE ALLOCATIONS                         |  | (84,000.00)  |
| 8250                                      |  | (84,000.00)  |
| COUNTY COURT AT LAW 5                     |  | (84,000.00)  |
| 420204                                    |  | (84,000.00)  |
| STATE ALLOCATIONS                         |  | (84,000.00)  |
| 8320                                      |  | 59.79        |
| 221ST DISTRICT COURT                      |  | 59.79        |
| 450200                                    |  | 59.79        |
| CONTRACT SERVICE REVENUE                  |  | 59.79        |
| 8330                                      |  | (70,488.34)  |
| 284TH DISTRICT COURT                      |  | (70,488.34)  |
| 450200                                    |  | (70,488.34)  |
| CONTRACT SERVICE REVENUE                  |  | (70,488.34)  |
| 8340                                      |  | 24.77        |
| 359TH DISTRICT COURT                      |  | 24.77        |
| 450200                                    |  | 24.77        |
| CONTRACT SERVICE REVENUE                  |  | 24.77        |
| 8350                                      |  | 529.10       |
| 410th DISTRICT COURT                      |  | 529.10       |
| 430212                                    |  | 116.36       |
| JURY FEES                                 |  | 116.36       |
| 450320                                    |  | 412.74       |
| MISCELLANEOUS                             |  | 412.74       |
| 8360                                      |  | 25.90        |
| 418TH DISTRICT COURT                      |  | 25.90        |
| 450320                                    |  | 25.90        |
| MISCELLANEOUS                             |  | 25.90        |
| 8401                                      |  | (154,361.04) |
| DRUG COURT                                |  | (154,361.04) |
| 430214                                    |  | (153,313.03) |
| PROGRAM FEES                              |  | (153,313.03) |
| 430218                                    |  | (1,050.00)   |
| MRT BOOK FEE                              |  | (1,050.00)   |
| 430226                                    |  | 1.99         |
| RENTAL/USER FEES                          |  | 1.99         |
| 8402                                      |  | (122,683.01) |
| DRUG COURT-DWI COURT                      |  | (122,683.01) |
| 430214                                    |  | (122,085.00) |
| PROGRAM FEES                              |  | (122,085.00) |
| 430218                                    |  | (600.00)     |
| MRT BOOK FEE                              |  | (600.00)     |
| 430266                                    |  | 1.99         |
| EMPLOYEE CONTRIBUTION-EMPLOYEE AND FAMILY |  | 1.99         |
| 8510                                      |  | (56,289.34)  |
| JUSTICE OF PEACE PRECINCT 1               |  | (56,289.34)  |
| 430200                                    |  | 425.00       |
| INQUESTS AND AUTOPSIES                    |  | 425.00       |

|                             |                 |
|-----------------------------|-----------------|
| 430228                      | (69,162.63)     |
| COLLECTION FEE              | (69,162.63)     |
| 450200                      | 165.00          |
| CONTRACT SERVICE REVENUE    | 165.00          |
| 430550                      | 12,283.29       |
| THIRD PARTY COLLECTION FEE  | 12,283.29       |
| 8520                        | (115,153.03)    |
| JUSTICE OF PEACE PRECINCT 2 | (115,153.03)    |
| 430228                      | (115,153.03)    |
| COLLECTION FEE              | (115,153.03)    |
| 8530                        | (54,190.26)     |
| JUSTICE OF PEACE PRECINCT 3 | (54,190.26)     |
| 430134                      | (2,301.90)      |
| JUSTICE OF THE PEACE FEES   | (2,301.90)      |
| 450200                      | (51,888.36)     |
| CONTRACT SERVICE REVENUE    | (51,888.36)     |
| 8540                        | (76,655.31)     |
| JUSTICE OF PEACE PRECINCT 4 | (76,655.31)     |
| 430228                      | (76,655.31)     |
| COLLECTION FEE              | (76,655.31)     |
| 8550                        | (53,641.20)     |
| JUSTICE OF PEACE PRECINCT 5 | (53,641.20)     |
| 430228                      | (54,605.60)     |
| COLLECTION FEE              | (54,605.60)     |
| 450200                      | 964.40          |
| CONTRACT SERVICE REVENUE    | 964.40          |
| 4401                        | (28,260.46)     |
| FAIRGROUNDS/EXPO CENTER     | (28,260.46)     |
| 450318                      | (28,260.46)     |
| RENTS/LEASES                | (28,260.46)     |
| 3702                        | (358.00)        |
| TAC RENDITION PENALTY       | (358.00)        |
| 430118                      | (358.00)        |
| TPW SALES TAX COMMISSION    | (358.00)        |
| 200                         | (38,822,330.37) |
| ROAD AND BRIDGE             | (38,822,330.37) |
| 1200                        | (37,287,416.10) |
| ROAD AND BRIDGE             | (37,287,416.10) |
| 400100                      | (27,487,292.75) |
| CURRENT TAXES               | (27,487,292.75) |
| 400110                      | (94,791.19)     |
| DELINQUENT TAXES            | (94,791.19)     |
| 400120                      | (176,350.56)    |
| PENALTY AND INTEREST        | (176,350.56)    |
| 400140                      | (207,082.98)    |
| OTHER TAXES                 | (207,082.98)    |
| 410110                      | (5,681,378.59)  |
| AUTO REGISTRATION           | (5,681,378.59)  |
| 410114                      | (48,780.74)     |
| OVERLOAD PERMITS            | (48,780.74)     |
| 420304                      | (161,697.30)    |
| OTHER ALLOCATIONS           | (161,697.30)    |
| 430112                      | (233,079.98)    |
| SUBDIVISION FEES            | (233,079.98)    |

|                          |                |
|--------------------------|----------------|
| 430114                   | (1,363,217.48) |
| FLOOD PLAIN FEES         | (1,363,217.48) |
| 440100                   | (47,819.76)    |
| INTEREST-BANK            | (47,819.76)    |
| 440120                   | (186,517.46)   |
| INVESTMENT EARNINGS      | (186,517.46)   |
| 450320                   | (30.25)        |
| MISCELLANEOUS            | (30.25)        |
| 460100                   | (1,599,377.06) |
| COURT FINES              | (1,599,377.06) |
| 4700                     | (224,929.80)   |
| PARKS                    | (224,929.80)   |
| 430138                   | -              |
| CONSTABLE FEES           | -              |
| 430226                   | (26,804.00)    |
| RENTAL/USER FEES         | (26,804.00)    |
| 450200                   | 1,025.00       |
| CONTRACT SERVICE REVENUE | 1,025.00       |
| 450300                   | (190,900.80)   |
| CONTRIBUTIONS            | (190,900.80)   |
| 450318                   | (8,250.00)     |
| RENTS/LEASES             | (8,250.00)     |
| 4800                     | (154,593.60)   |
| COMMUNITY CENTERS        | (154,593.60)   |
| 420102                   | (91,968.60)    |
| FEDERAL PROGRAM INCOME   | (91,968.60)    |
| 430226                   | (19,125.00)    |
| RENTAL/USER FEES         | (19,125.00)    |
| 450200                   | 113.00         |
| CONTRACT SERVICE REVENUE | 113.00         |
| 450300                   | (333.00)       |
| CONTRIBUTIONS            | (333.00)       |
| 450318                   | (43,280.00)    |
| RENTS/LEASES             | (43,280.00)    |
| 4900                     | (212,347.18)   |
| RECYCLE CENTERS          | (212,347.18)   |
| 430222                   | (175,659.32)   |
| RECYCLE FEES             | (175,659.32)   |
| 450200                   | (36,687.86)    |
| CONTRACT SERVICE REVENUE | (36,687.86)    |
| 9100                     | (245,641.13)   |
| COMMISSIONER PRECINCT 1  | (245,641.13)   |
| 420102                   | 400.00         |
| FEDERAL PROGRAM INCOME   | 400.00         |
| 430162                   | (41,002.12)    |
| PARK FEES                | (41,002.12)    |
| 450200                   | (172,463.87)   |
| CONTRACT SERVICE REVENUE | (172,463.87)   |
| 450318                   | (26,875.00)    |
| RENTS/LEASES             | (26,875.00)    |
| 450320                   | (5,700.14)     |
| MISCELLANEOUS            | (5,700.14)     |
| 9200                     | (79,671.26)    |
| COMMISSIONER PRECINCT 2  | (79,671.26)    |



|                                  |                |
|----------------------------------|----------------|
| 450200                           | (36,516.91)    |
| CONTRACT SERVICE REVENUE         | (36,516.91)    |
| 450300                           | (20,475.00)    |
| CONTRIBUTIONS                    | (20,475.00)    |
| 450318                           | (9,893.00)     |
| RENTS/LEASES                     | (9,893.00)     |
| 450320                           | (12,786.35)    |
| MISCELLANEOUS                    | (12,786.35)    |
| 9300                             | (2,637.00)     |
| COMMISSIONER PRECINCT 3          | (2,637.00)     |
| 410110                           | 69.72          |
| AUTO REGISTRATION                | 69.72          |
| 450200                           | 1,791.78       |
| CONTRACT SERVICE REVENUE         | 1,791.78       |
| 450320                           | (835.00)       |
| MISCELLANEOUS                    | (835.00)       |
| 450316                           | (3,663.50)     |
| INSURANCE REIMBURSEMENT          | (3,663.50)     |
| 9400                             | (615,094.30)   |
| COMMISSIONER PRECINCT 4          | (615,094.30)   |
| 450200                           | (575,923.21)   |
| CONTRACT SERVICE REVENUE         | (575,923.21)   |
| 450318                           | (34,197.00)    |
| RENTS/LEASES                     | (34,197.00)    |
| 450320                           | (4,974.09)     |
| MISCELLANEOUS                    | (4,974.09)     |
| 201                              | (3,184.97)     |
| WORTHLESS CHECK                  | (3,184.97)     |
| 2800                             | (2,922.70)     |
| COUNTY ATTORNEY                  | (2,922.70)     |
| 430188                           | (2,830.00)     |
| WORTHLESS CHECK FEES             | (2,830.00)     |
| 440100                           | (92.70)        |
| INTEREST-BANK                    | (92.70)        |
| 2802                             | -              |
| COUNTY ATTORNEY WORTHLESS CHECKS | -              |
| 430188                           | -              |
| WORTHLESS CHECK FEES             | -              |
| 440100                           | -              |
| INTEREST-BANK                    | -              |
| 5100                             | (36.54)        |
| DISTRICT ATTORNEY                | (36.54)        |
| 430188                           | (34.49)        |
| WORTHLESS CHECK FEES             | (34.49)        |
| 440100                           | (2.05)         |
| INTEREST-BANK                    | (2.05)         |
| 5102                             | (225.73)       |
| DISTRICT ATTORNEY HOT CHECKS     | (225.73)       |
| 430188                           | (208.08)       |
| WORTHLESS CHECK FEES             | (208.08)       |
| 440100                           | (17.65)        |
| INTEREST-BANK                    | (17.65)        |
| 202                              | (1,103,845.25) |
| FORFEITURES                      | (1,103,845.25) |

|                               |              |
|-------------------------------|--------------|
| 5100                          | (303,292.82) |
| DISTRICT ATTORNEY             | (303,292.82) |
| 440100                        | (8,415.14)   |
| INTEREST-BANK                 | (8,415.14)   |
| 460120                        | (294,877.68) |
| FORFEITURES                   | (294,877.68) |
| 5300                          | (48.76)      |
| FIRE MARSHAL - INVESTIGATIONS | (48.76)      |
| 440100                        | (48.76)      |
| INTEREST-BANK                 | (48.76)      |
| 6000                          | (500,432.41) |
| SHERIFF                       | (500,432.41) |
| 440100                        | (12,641.75)  |
| INTEREST-BANK                 | (12,641.75)  |
| 460120                        | (487,790.66) |
| FORFEITURES                   | (487,790.66) |
| 6200                          | (427.00)     |
| SHERIFF CID                   | (427.00)     |
| 440100                        | (427.00)     |
| INTEREST-BANK                 | (427.00)     |
| 6500                          | (227,106.42) |
| SHERIFF ADMINISTRATIVE        | (227,106.42) |
| 440100                        | (3,548.96)   |
| INTEREST-BANK                 | (3,548.96)   |
| 460120                        | (223,557.46) |
| FORFEITURES                   | (223,557.46) |
| 7100                          | (12,428.19)  |
| CONSTABLE PRECINCT 1          | (12,428.19)  |
| 440100                        | (246.58)     |
| INTEREST-BANK                 | (246.58)     |
| 460120                        | (12,181.61)  |
| FORFEITURES                   | (12,181.61)  |
| 7200                          | (14,052.87)  |
| CONSTABLE PRECINCT 2          | (14,052.87)  |
| 440100                        | (1,768.67)   |
| INTEREST-BANK                 | (1,768.67)   |
| 460120                        | (12,284.20)  |
| FORFEITURES                   | (12,284.20)  |
| 7300                          | (4,592.84)   |
| CONSTABLE PRECINCT 3          | (4,592.84)   |
| 440100                        | (107.48)     |
| INTEREST-BANK                 | (107.48)     |
| 460120                        | (4,485.36)   |
| FORFEITURES                   | (4,485.36)   |
| 7400                          | (28,054.01)  |
| CONSTABLE PRECINCT 4          | (28,054.01)  |
| 440100                        | (1,190.63)   |
| INTEREST-BANK                 | (1,190.63)   |
| 460120                        | (26,863.38)  |
| FORFEITURES                   | (26,863.38)  |
| 7500                          | (13,409.93)  |
| CONSTABLE PRECINCT 5          | (13,409.93)  |
| 440100                        | (2,189.65)   |
| INTEREST-BANK                 | (2,189.65)   |

|  |  |                |
|--|--|----------------|
| 460120                                       |  | (11,220.28)    |
| FORFEITURES                                  |  | (11,220.28)    |
| 101  |  | (1,768,229.78) |
| JAIL COMMISSARY                              |  | (1,768,229.78) |
| 1203   |  | (13,951.86)    |
| JAIL COMMISSARY                              |  | (13,951.86)    |
| 440100                                       |  | (13,951.86)    |
| INTEREST-BANK                                |  | (13,951.86)    |
| 6602   |  | (1,754,277.92) |
| SHERIFF COMMISSARY                           |  | (1,754,277.92) |
| 430220                                       |  | (1,752,675.60) |
| COMMISSARY SALES                             |  | (1,752,675.60) |
| 440100                                       |  | (1,602.32)     |
| INTEREST-BANK                                |  | (1,602.32)     |
| 1204   |  | (282,614.92)   |
| LAW LIBRARY                                  |  | (282,614.92)   |
| 1204   |  | (282,614.92)   |
| LAW LIBRARY                                  |  | (282,614.92)   |
| 430110                                       |  | (38,745.67)    |
| COUNTY CLERK FEES                            |  | (38,745.67)    |
| 430132                                       |  | (231,332.50)   |
| DISTRICT CLERK FEES                          |  | (231,332.50)   |
| 440100                                       |  | (3,664.84)     |
| INTEREST-BANK                                |  | (3,664.84)     |
| 440120                                       |  | (2,402.54)     |
| INVESTMENT EARNINGS                          |  | (2,402.54)     |
| 450320                                       |  | (6,469.37)     |
| MISCELLANEOUS                                |  | (6,469.37)     |
| 205  |  | (26,293.20)    |
| PRE-TRIAL DIVERSION                          |  | (26,293.20)    |
| 5100   |  | (7,293.20)     |
| DISTRICT ATTORNEY                            |  | (7,293.20)     |
| 430146                                       |  | (7,293.20)     |
| PRETRIAL DIVERSION FEES                      |  | (7,293.20)     |
| 5103   |  | (19,000.00)    |
| PRE-TRIAL DIVERSION                          |  | (19,000.00)    |
| 430146                                       |  | (19,000.00)    |
| PRETRIAL DIVERSION FEES                      |  | (19,000.00)    |
| 206  |  | (347,637.31)   |
| COUNTY CLERK RECORDS MGMT & PRESERVATION     |  | (347,637.31)   |
| 1206   |  | 395,705.56     |
| COUNTY CLERK RECORDS MANAGEMENT/PRESERVATION |  | 395,705.56     |
| 440120                                       |  | 395,705.56     |
| INVESTMENT EARNINGS                          |  | 395,705.56     |
| 2300   |  | (743,342.87)   |
| COUNTY CLERK                                 |  | (743,342.87)   |
| 430100                                       |  | (698,309.29)   |
| COUNTY RECORDS MANAGEMENT FEES               |  | (698,309.29)   |
| 440120                                       |  | (45,033.58)    |
| INVESTMENT EARNINGS                          |  | (45,033.58)    |
| 207  |  | (103,011.67)   |
| COUNTY RECORDS MANAGEMENT                    |  | (103,011.67)   |
| 1207   |  | (103,045.74)   |
| COUNTY RECORDS MANAGEMENT                    |  | (103,045.74)   |

|   |              |
|---|--------------|
| 430110  |              |
| COUNTY CLERK FEES                               | (103,045.74) |
| 2300  | (103,045.74) |
| COUNTY CLERK                                    | (4,965.93)   |
| 430100  | (4,965.93)   |
| COUNTY RECORDS MANAGEMENT FEES                  | (4,965.93)   |
| 208   | (48,941.70)  |
| DISTRICT CLERK RECORDS MGMT & PRESERVATION      | (48,941.70)  |
| 2700  | (48,941.70)  |
| DISTRICT CLERK                                  | (48,941.70)  |
| 430132  | (47,361.01)  |
| DISTRICT CLERK FEES                             | (47,361.01)  |
| 440120  | (1,580.69)   |
| INVESTMENT EARNINGS                             | (1,580.69)   |
| 205   | (80,230.42)  |
| DISTRICT CLERK RECORDS PRESERVATION             | (80,230.42)  |
| 2700  | (80,230.42)  |
| DISTRICT CLERK                                  | (80,230.42)  |
| 430132  | (79,269.56)  |
| DISTRICT CLERK FEES                             | (79,269.56)  |
| 440120  | (960.86)     |
| INVESTMENT EARNINGS                             | (960.86)     |
| 210   | (77,477.80)  |
| COUNTY AND DISTRICT COURTS DIGITAL PRESERVATION | (77,477.80)  |
| 2900  | (77,477.80)  |
| DIGITAL PRESERVATION COUNTY/DISTRICT            | (77,477.80)  |
| 430102  | (56,033.21)  |
| COUNTY/DISTRICT COURT FEES                      | (56,033.21)  |
| 430110  | (915.19)     |
| COUNTY CLERK FEES                               | (915.19)     |
| 430132  | (18,560.00)  |
| DISTRICT CLERK FEES                             | (18,560.00)  |
| 440120  | (1,969.40)   |
| INVESTMENT EARNINGS                             | (1,969.40)   |
| 211   | (13,420.93)  |
| COUNTY AND DISTRICT COURT TECHNOLOGY            | (13,420.93)  |
| 8107  | -            |
| COURT TECHNOLOGY COUNTY/DISTRICT                | -            |
| 430110  | (11,037.08)  |
| COUNTY CLERK FEES                               | (11,037.08)  |
| 430132  | 11,037.08    |
| DISTRICT CLERK FEES                             | 11,037.08    |
| 1211  | (13,420.93)  |
| COUNTY & DISTRICT COURT TECHNOLOGY              | (13,420.93)  |
| 430110  | (12,169.15)  |
| COUNTY CLERK FEES                               | (12,169.15)  |
| 430132  | (1,251.78)   |
| DISTRICT CLERK FEES                             | (1,251.78)   |
| 212   | (27,220.00)  |
| COURT GUARDIANSHIP                              | (27,220.00)  |
| 8105  | (27,220.00)  |
| COURT GUARDIANSHIP                              | (27,220.00)  |
| 430116  | (27,220.00)  |
| COURT GUARDIANSHIP FEE                          | (27,220.00)  |

|        |  |              |
|--------|--|--------------|
| 213    | COURT REPORTER SERVICE                       | (147,109.21) |
| 1213   |  | (147,109.21) |
| 430168 | COURT REPORTER SERVICE                       | (147,109.21) |
| 8106   | STENOGRAPHER FEES                            | (147,109.21) |
| 430158 | COURT REPORTER                               | -            |
|        | JUDICIAL EDUCATION                           | -            |
| 214    | COURTHOUSE SECURITY - COUNTY/DISTRICT COURT  | (263,343.80) |
| 1214   |  | (263,343.80) |
| 430102 | COURTHOUSE SECURITY - COUNTY/DISTRICT COURTS | (263,343.80) |
|        | COUNTY/DISTRICT COURT FEES                   | (227,567.54) |
| 430116 |  | (227,567.54) |
|        | COURT GUARDIANSHIP FEE                       | (35,776.26)  |
| 215    | COURTHOUSE SECURITY - JP                     | (47,373.25)  |
| 8590   |  | (47,373.25)  |
| 430102 | JP JUSTICE COURT SECURITY                    | (47,373.25)  |
|        | COUNTY/DISTRICT COURT FEES                   | (25,919.30)  |
| 430134 |  | (25,919.30)  |
|        | JUSTICE OF THE PEACE FEES                    | (21,453.95)  |
| 216    | JUSTICE COURT TECHNOLOGY                     | (104,608.17) |
| 1216   |  | (76,923.16)  |
| 430134 | JUSTICE COURT TECHNOLOGY                     | (76,923.16)  |
|        | JUSTICE OF THE PEACE FEES                    | (76,923.16)  |
| 8591   |  | (27,685.01)  |
| 430134 | JP JUSTICE COURT TECHNOLOGY                  | (27,685.01)  |
|        | JUSTICE OF THE PEACE FEES                    | (27,685.01)  |
| 217    | JUVENILE CASE MANAGER                        | (74,139.59)  |
| 8592   |  | (74,139.59)  |
| 430134 | JP JUVENILE CASE MANAGER                     | (74,139.59)  |
|        | JUSTICE OF THE PEACE FEES                    | (74,139.59)  |
| 218    | CC VITAL RECORDS PRESERVATION                | (21,340.00)  |
| 2300   |  | (21,340.00)  |
| 430110 | COUNTY CLERK                                 | (21,340.00)  |
|        | COUNTY CLERK FEES                            | (21,340.00)  |
| 219    | CONTRACT ELECTION SERVICE                    | (240,322.71) |
| 2502   |  | (240,322.71) |
| 420306 | CONTRACT ELECTION DIRECT PAID                | (43,925.00)  |
|        | OTHER CONTRACT REIMBURSEMENT                 | (43,925.00)  |

|                              |                  |
|------------------------------|------------------|
| 440100                       | (11,051.09)      |
| INTEREST-BANK                | (11,051.09)      |
| 440120                       | (661.62)         |
| INVESTMENT EARNINGS          | (661.62)         |
| 450200                       | (184,685.00)     |
| CONTRACT SERVICE REVENUE     | (184,685.00)     |
| 2200                         | (127,176,555.00) |
| GRANTS                       | (127,176,555.00) |
| 1220                         | (20,217.02)      |
| GRANTS                       | (20,217.02)      |
| 420102                       | (0.04)           |
| FEDERAL PROGRAM INCOME       | (0.04)           |
| 430176                       | (7,832.00)       |
| PROBATION FEES               | (7,832.00)       |
| 440100                       | (12,384.98)      |
| INTEREST-BANK                | (12,384.98)      |
| 2000                         | (105,093,336.11) |
| COUNTY JUDGE                 | (105,093,336.11) |
| 420100                       | (104,983,285.40) |
| FEDERAL GRANT REVENUE        | (104,983,285.40) |
| 440100                       | (110,050.71)     |
| INTEREST-BANK                | (110,050.71)     |
| 2800                         | (4,307,756.76)   |
| COUNTY ATTORNEY              | (4,307,756.76)   |
| 420100                       | (15,251.26)      |
| FEDERAL GRANT REVENUE        | (15,251.26)      |
| 420206                       | (4,292,505.50)   |
| STATE CONTRACT REIMBURSEMENT | (4,292,505.50)   |
| 3200                         | (20,113.49)      |
| OTHER                        | (20,113.49)      |
| 420200                       | (20,113.49)      |
| STATE GRANT REVENUE          | (20,113.49)      |
| 3210                         | (7,743,191.42)   |
| NON-DEPARTMENTAL             | (7,743,191.42)   |
| 420100                       | 3,876,909.30     |
| FEDERAL GRANT REVENUE        | 3,876,909.30     |
| 420200                       | 63,172.58        |
| STATE GRANT REVENUE          | 63,172.58        |
| 420206                       | (11,683,273.30)  |
| STATE CONTRACT REIMBURSEMENT | (11,683,273.30)  |
| 3250                         | 2,384.18         |
| CHILD WELFARE                | 2,384.18         |
| 420100                       | 2,384.18         |
| FEDERAL GRANT REVENUE        | 2,384.18         |
| 4100                         | (163,339.68)     |
| ANIMAL SERVICES              | (163,339.68)     |
| 420200                       | (1.00)           |
| STATE GRANT REVENUE          | (1.00)           |
| 420300                       | (153,338.68)     |
| OTHER GRANT REVENUE          | (153,338.68)     |
| 420306                       | (10,000.00)      |
| OTHER CONTRACT REIMBURSEMENT | (10,000.00)      |
| 4200                         | (6,103.43)       |
| FORENSIC SERVICES            | (6,103.43)       |



|  |                |
|--|----------------|
| 420100   |                |
| FEDERAL GRANT REVENUE                              | (6,103.43)     |
| 4300   | (6,103.43)     |
| MECD-COUNTY APPROPRIATIONS (CDBG)                  | (4,197,779.03) |
| 420100   | (4,197,779.03) |
| FEDERAL GRANT REVENUE                              | (3,199,617.30) |
| 420102   | (3,199,617.30) |
| FEDERAL PROGRAM INCOME                             | (35,738.41)    |
| 450300   | (35,738.41)    |
| CONTRIBUTIONS                                      | (962,423.32)   |
| 5100   | (962,423.32)   |
| DISTRICT ATTORNEY                                  | (374,165.34)   |
| 420100   | (374,165.34)   |
| FEDERAL GRANT REVENUE                              | (251,823.83)   |
| 420200   | (251,823.83)   |
| STATE GRANT REVENUE                                | (40,218.24)    |
| 420106   | (40,218.24)    |
| FEDERAL CONTRACT REIMBURSEMENT                     | (82,123.27)    |
| 5200   | (82,123.27)    |
| OFFICE OF HOMELAND SECURITY & EMERGENCY MANAGEMENT | (1,523,441.30) |
| 420100   | (1,523,441.30) |
| FEDERAL GRANT REVENUE                              | (1,523,441.30) |
| 5400   | (1,523,441.30) |
| JUVENILE PROBATION-ADMINISTRATIVE                  | (1,973,592.36) |
| 420200   | (1,973,592.36) |
| STATE GRANT REVENUE                                | (1,973,592.36) |
| 5401   | (1,973,592.36) |
| JUVENILE PROBATION-DETENTION                       | (538,788.50)   |
| 420100   | (538,788.50)   |
| FEDERAL GRANT REVENUE                              | (45,028.02)    |
| 420200   | (45,028.02)    |
| STATE GRANT REVENUE                                | (477,167.98)   |
| 420306   | (477,167.98)   |
| OTHER CONTRACT REIMBURSEMENT                       | (12,847.50)    |
| 420106   | (12,847.50)    |
| FEDERAL CONTRACT REIMBURSEMENT                     | (3,745.00)     |
| 6000   | (3,745.00)     |
| SHERIFF  | (233,279.92)   |
| 420100   | (233,279.92)   |
| FEDERAL GRANT REVENUE                              | (117,979.18)   |
| 420200   | (117,979.18)   |
| STATE GRANT REVENUE                                | (115,300.74)   |
| 6100   | (115,300.74)   |
| SHERIFF HOMELAND SECURITY                          | (2,270.00)     |
| 420300   | (2,270.00)     |
| OTHER GRANT REVENUE                                | (2,270.00)     |
| 6200   | (2,270.00)     |
| SHERIFF CID  | (17,175.10)    |
| 420106   | (17,175.10)    |
| FEDERAL CONTRACT REIMBURSEMENT                     | (17,175.10)    |
| 6201   | (17,175.10)    |
| SHERIFF HOMICIDE VIOLENT CRIME                     | (10,567.77)    |
| 420100   | (10,567.77)    |
| FEDERAL GRANT REVENUE                              | (10,567.77)    |
|  | (10,567.77)    |

|                                |              |
|--------------------------------|--------------|
| 6202                           | (60,112.68)  |
| SHERIFF ORGANIZED CRIME        | (60,112.68)  |
| 420100                         | (40,367.72)  |
| FEDERAL GRANT REVENUE          | (40,367.72)  |
| 450200                         | 0.01         |
| CONTRACT SERVICE REVENUE       | 0.01         |
| 420106                         | (19,744.97)  |
| FEDERAL CONTRACT REIMBURSEMENT | (19,744.97)  |
| 6300                           | (42,698.30)  |
| SHERIFF PATROL                 | (42,698.30)  |
| 420100                         | (35,961.49)  |
| FEDERAL GRANT REVENUE          | (35,961.49)  |
| 420200                         | (2,958.84)   |
| STATE GRANT REVENUE            | (2,958.84)   |
| 420106                         | (3,777.97)   |
| FEDERAL CONTRACT REIMBURSEMENT | (3,777.97)   |
| 6302                           | (136,134.07) |
| SHERIFF PATROL WEST            | (136,134.07) |
| 420200                         | (63,316.01)  |
| STATE GRANT REVENUE            | (63,316.01)  |
| 450300                         | (72,818.06)  |
| CONTRIBUTIONS                  | (72,818.06)  |
| 6601                           | (268,608.22) |
| SHERIFF JAIL                   | (268,608.22) |
| 420100                         | (268,608.22) |
| FEDERAL GRANT REVENUE          | (268,608.22) |
| 7100                           | (7,378.12)   |
| CONSTABLE PRECINCT 1           | (7,378.12)   |
| 420100                         | (3,911.19)   |
| FEDERAL GRANT REVENUE          | (3,911.19)   |
| 420200                         | (240.73)     |
| STATE GRANT REVENUE            | (240.73)     |
| 420300                         | (3,226.20)   |
| OTHER GRANT REVENUE            | (3,226.20)   |
| 7300                           | (4,699.64)   |
| CONSTABLE PRECINCT 3           | (4,699.64)   |
| 420300                         | (4,699.64)   |
| OTHER GRANT REVENUE            | (4,699.64)   |
| 7400                           | (4,650.38)   |
| CONSTABLE PRECINCT 4           | (4,650.38)   |
| 420100                         | (3,080.38)   |
| FEDERAL GRANT REVENUE          | (3,080.38)   |
| 420300                         | (1,570.00)   |
| OTHER GRANT REVENUE            | (1,570.00)   |
| 7500                           | (85,919.89)  |
| CONSTABLE PRECINCT 5           | (85,919.89)  |
| 420100                         | (7,201.47)   |
| FEDERAL GRANT REVENUE          | (7,201.47)   |
| 420300                         | (78,718.42)  |
| OTHER GRANT REVENUE            | (78,718.42)  |
| 8340                           | (129,392.50) |
| 359TH DISTRICT COURT           | (129,392.50) |
| 420200                         | (129,392.50) |
| STATE GRANT REVENUE            | (129,392.50) |



|                               |                 |
|-------------------------------|-----------------|
| 9300                          |                 |
| COMMISSIONER PRECINCT 3       | (79,604.00)     |
| 420100                        | (79,604.00)     |
| FEDERAL GRANT REVENUE         | (79,604.00)     |
| 9400                          | (134,624.15)    |
| COMMISSIONER PRECINCT 4       | (134,624.15)    |
| 420100                        | (129,676.40)    |
| FEDERAL GRANT REVENUE         | (129,676.40)    |
| 420300                        | (4,947.75)      |
| OTHER GRANT REVENUE           | (4,947.75)      |
| 2502                          | (98.06)         |
| HAVA                          | (98.06)         |
| CONTRACT ELECTION DIRECT PAID | (98.06)         |
| 450328                        | (98.06)         |
| SALE OF ASSETS                | (98.06)         |
| DEBT SERVICE                  | (38,709,978.37) |
| 1300                          | (38,709,978.37) |
| DEBT SERVICE                  | (38,709,978.37) |
| 400100                        | (37,333,109.40) |
| CURRENT TAXES                 | (37,333,109.40) |
| 400110                        | (145,528.03)    |
| DELINQUENT TAXES              | (145,528.03)    |
| 400140                        | (107.90)        |
| OTHER TAXES                   | (107.90)        |
| 420304                        | (200,347.52)    |
| OTHER ALLOCATIONS             | (200,347.52)    |
| 440100                        | (177,131.45)    |
| INTEREST-BANK                 | (177,131.45)    |
| 440120                        | (16,497.98)     |
| INVESTMENT EARNINGS           | (16,497.98)     |
| 470100                        | (837,256.09)    |
| TRANSFERS IN                  | (837,256.09)    |
| GL CONVERSION                 | (485.79)        |
| 3333                          | (485.79)        |
| GL CONVERSION                 | (485.79)        |
| 440100                        | (1.60)          |
| INTEREST-BANK                 | (1.60)          |
| 440120                        | (484.19)        |
| INVESTMENT EARNINGS           | (484.19)        |
| GASB 34 CONVERSION            | 29,193.72       |
| 3300                          | 29,193.72       |
| PURCHASING AGENT              | -               |
| 450328                        | -               |
| SALE OF ASSETS                | -               |
| 9999                          | -               |
| BALANCE SHEET                 | -               |
| 480200                        | -               |
| GAIN/LOSS ON SALE OF ASSETS   | -               |
| 1340                          | 29,193.72       |
| GASB 34 CONVERSION            | 29,193.72       |

|                                     |                 |
|-------------------------------------|-----------------|
| 450320                              |                 |
| MISCELLANEOUS                       | 132,303.39      |
| 480200                              | 132,303.39      |
| GAIN/LOSS ON SALE OF ASSETS         | (103,109.67)    |
| 400                                 | (103,109.67)    |
| LOCAL CAPITAL PROJECTS              | (1,171,056.38)  |
| 1400                                | (1,171,056.38)  |
| LOCAL CAPITAL PROJECTS              | (300,000.00)    |
| 450320                              | (300,000.00)    |
| MISCELLANEOUS                       | -               |
| 450328                              | -               |
| SALE OF ASSETS                      | (300,000.00)    |
| 3700                                | (300,000.00)    |
| TAX ASSESSOR/COLLECTOR              | (871,056.38)    |
| 400140                              | (871,056.38)    |
| OTHER TAXES                         | (419,508.32)    |
| 440100                              | (419,508.32)    |
| INTEREST-BANK                       | (451,548.06)    |
| 401                                 | (451,548.06)    |
| C/P REVENUE TOLL BONDS 10           | (700,519.75)    |
| 1401                                | (700,519.75)    |
| C/P REVENUE TOLL BONDS 10           | (700,519.75)    |
| 440100                              | (700,519.75)    |
| INTEREST-BANK                       | (727.99)        |
| 440120                              | (727.99)        |
| INVESTMENT EARNINGS                 | (699,791.76)    |
| 402                                 | (699,791.76)    |
| C/P CERTIFICATES OF OBLIGATION 2012 | (11,516.47)     |
| 1402                                | (11,516.47)     |
| C/P CERTIFICATES OF OBLIGATION 2012 | (11,516.47)     |
| 440100                              | (1,321.53)      |
| INTEREST-BANK                       | (1,321.53)      |
| INVESTMENT EARNINGS                 | (10,194.94)     |
| 403                                 | (10,194.94)     |
| C/P PASS THRU TOLL PROJECTS         | (16,226,008.43) |
| 1403                                | (16,226,008.43) |
| C/P PASS THRU TOLL PROJECTS         | (16,226,008.43) |
| 420206                              | (16,226,008.43) |
| STATE CONTRACT REIMBURSEMENT        | (0.01)          |
| 440100                              | (0.01)          |
| INTEREST-BANK                       | (1,989.49)      |
| 450200                              | (1,989.49)      |
| CONTRACT SERVICE REVENUE            | (16,224,018.93) |
| 404                                 | (16,224,018.93) |
| C/P ROAD BONDS 2016                 | (68,273.33)     |
| 1404                                | (68,273.33)     |
| C/P ROAD BONDS 2016                 | (68,273.33)     |
| 440100                              | (68,273.33)     |
| INTEREST-BANK                       | (427.66)        |
| 440120                              | (427.66)        |
| INVESTMENT EARNINGS                 | (67,845.67)     |
| 405                                 | (67,845.67)     |
| C/P ROAD BONDS 2016A                | (233,520.05)    |
| C/P ROAD BONDS 2016A                | (233,520.05)    |
|                                     | (233,520.05)    |

|   |  |                 |
|---|--|-----------------|
| 440100                                    |  | (5,358.23)      |
| INTEREST-BANK                             |  | (5,358.23)      |
| 440120                                    |  | (228,161.82)    |
| INVESTMENT EARNINGS                       |  | (228,161.82)    |
| 406                                       |  | (377,822.24)    |
| C/P ROAD BONDS 2018                       |  | (377,822.24)    |
| 1406                                      |  | (377,822.24)    |
| C/P ROAD BONDS 2018                       |  | (377,822.24)    |
| 440100                                    |  | (377,822.24)    |
| INTEREST-BANK                             |  | (377,822.24)    |
| 407                                       |  | (1,046,982.00)  |
| C/P ROAD BONDS 2018B                      |  | (1,046,982.00)  |
| 1407                                      |  | (1,046,982.00)  |
| C/P ROAD BONDS 2018B                      |  | (1,046,982.00)  |
| 440100                                    |  | (1,046,982.00)  |
| INTEREST-BANK                             |  | (1,046,982.00)  |
| 408                                       |  | (20,164.00)     |
| C/P SHERIFF'S PROJECTS                    |  | (20,164.00)     |
| 1408                                      |  | (20,164.00)     |
| SHERIFF PROJECTS                          |  | (20,164.00)     |
| 450320                                    |  | (20,164.00)     |
| MISCELLANEOUS                             |  | (20,164.00)     |
| 500                                       |  | (38,026,055.56) |
| SELF INSURANCE                            |  | (38,026,055.56) |
| 1500                                      |  | -               |
| SELF INSURANCE                            |  | -               |
| 480200                                    |  | -               |
| GAIN/LOSS ON SALE OF ASSETS               |  | -               |
| 2201                                      |  | (38,026,055.56) |
| SELF INSURANCE                            |  | (38,026,055.56) |
| 430232                                    |  | (28,316,558.17) |
| COUNTY FUNDING                            |  | (28,316,558.17) |
| 430240                                    |  | (1,628,798.70)  |
| EMPLOYEE/RETIREE FUNDING                  |  | (1,628,798.70)  |
| 430242                                    |  | (315,251.17)    |
| COBRA FUNDING                             |  | (315,251.17)    |
| 430244                                    |  | (44,024.03)     |
| THIRD PARTY REIMBURSEMENT                 |  | (44,024.03)     |
| 430246                                    |  | (3,398,695.87)  |
| STOP LOSS REIMBURSEMENT                   |  | (3,398,695.87)  |
| 430248                                    |  | (798,784.03)    |
| RX REBATES                                |  | (798,784.03)    |
| 430250                                    |  | (66,039.33)     |
| MEDICAL CLAIMS REFUNDS                    |  | (66,039.33)     |
| 430252                                    |  | (878.22)        |
| COBRA ADMINISTRATION FEE                  |  | (878.22)        |
| 430254                                    |  | (280,086.71)    |
| CONTRACT FUNDING                          |  | (280,086.71)    |
| 430256                                    |  | (1,030,053.27)  |
| OPERATING SUBSIDY                         |  | (1,030,053.27)  |
| EMPLOYEE CONTRIBUTION-EMPLOYEE ONLY       |  | (166,215.50)    |
| 430262                                    |  | (334,470.00)    |
| EMPLOYEE CONTRIBUTION-EMPLOYEE AND SPOUSE |  | (334,470.00)    |
| 430264                                    |  | (360,360.00)    |

|   |                |
|---|----------------|
| EMPLOYEE CONTRIBUTION-EMPLOYEE AND CHILD  | (360,360.00)   |
| 430266                                    | (1,033,800.00) |
| EMPLOYEE CONTRIBUTION-EMPLOYEE AND FAMILY | (1,033,800.00) |
| 430268                                    | (243,730.43)   |
| SUPPLEMENTAL LIFE EMPLOYEE PREMIUM        | (243,730.43)   |
| 430270                                    | (5,310.13)     |
| DEPENDENT LIFE EMPLOYEE PREMIUM           | (5,310.13)     |
| 450328                                    | (3,000.00)     |
| SALE OF ASSETS                            | (3,000.00)     |
| 501                                       | (1,633,912.41) |
| WORKERS' COMPENSATION                     | (1,633,912.41) |
| 2203                                      | (1,633,912.41) |
| WORKERS' COMPENSATION                     | (1,633,912.41) |
| 430232                                    | (1,350,000.00) |
| COUNTY FUNDING                            | (1,350,000.00) |
| 430244                                    | (46,504.71)    |
| THIRD PARTY REIMBURSEMENT                 | (46,504.71)    |
| 430254                                    | (237,407.70)   |
| CONTRACT FUNDING                          | (237,407.70)   |
| 502                                       | (2,167,333.89) |
| PROPERTY/CASUALTY                         | (2,167,333.89) |
| 2202                                      | (95,779.52)    |
| PROPERTY/CASUALTY                         | (95,779.52)    |
| 430244                                    | (95,779.52)    |
| THIRD PARTY REIMBURSEMENT                 | (95,779.52)    |
| 2203                                      | (2,071,554.37) |
| WORKERS' COMPENSATION                     | (2,071,554.37) |
| 430232                                    | (2,000,000.00) |
| COUNTY FUNDING                            | (2,000,000.00) |
| 430244                                    | (71,554.37)    |
| THIRD PARTY REIMBURSEMENT                 | (71,554.37)    |
| 999                                       | (1,298,129.53) |
| DEFAULT ZONE FUND                         | (1,298,129.53) |
| 1903                                      | (1,298,129.53) |
| CAPITAL ROAD PROJECTS                     | (1,298,129.53) |
| 450320                                    | (1,298,129.53) |
| MISCELLANEOUS                             | (1,298,129.53) |
| (blank)                                   |                |
| (blank)                                   |                |
| (blank)                                   |                |
| (blank)                                   |                |
| (blank)                                   |                |
| (blank)                                   |                |

# MONTGOMERY COUNTY, TEXAS

## REPORT OF EXPENDITURES

For Year Ended September 30, 2020

AS OF October 5, 2020

|                                 | Sum of NetTransactionAmount |
|---------------------------------|-----------------------------|
| 100                             | 240,093,595.98              |
| GENERAL OPERATIONS              | 240,093,595.98              |
| 1100                            | 8,511,408.13                |
| GENERAL FUND                    | 8,511,408.13                |
| 730110                          | 404.20                      |
| POSTAGE                         | 404.20                      |
| 740970                          | -                           |
| FREIGHT AND HANDLING            | -                           |
| 770100                          | 8,511,073.93                |
| TRANSFERS OUT                   | 8,511,073.93                |
| 790100                          | (70.00)                     |
| REIMBURSEMENTS CLEARING         | (70.00)                     |
| 2000                            | 516,490.90                  |
| COUNTY JUDGE                    | 516,490.90                  |
| 710100                          | 150,265.13                  |
| SALARY/OFFICIAL-DEPARTMENT HEAD | 150,265.13                  |
| 710110                          | 211,821.73                  |
| SALARY/REGULAR                  | 211,821.73                  |
| 710130                          | 3,686.23                    |
| SALARY/OVERTIME                 | 3,686.23                    |
| 710140                          | 1,875.53                    |
| SALARY/CELL PHONE ALLOWANCE     | 1,875.53                    |
| 720100                          | 26,345.23                   |
| SOCIAL SECURITY                 | 26,345.23                   |
| 720110                          | 45,861.45                   |
| EMPLOYEE INSURANCE              | 45,861.45                   |
| 720120                          | 45,101.68                   |
| RETIREMENT                      | 45,101.68                   |
| 720140                          | 555.11                      |
| STATE UNEMPLOYMENT TAX          | 555.11                      |
| 730100                          | 3,592.71                    |
| OFFICE SUPPLIES                 | 3,592.71                    |
| 730370                          | 26.00                       |
| PERIODICALS                     | 26.00                       |
| 740530                          | 379.90                      |
| MOBILE PHONE AND DATA           | 379.90                      |
| 740656                          | 3.98                        |
| RENT AND LEASES                 | 3.98                        |
| 740660                          | 2,826.87                    |
| EQUIPMENT RENTAL                | 2,826.87                    |
| 740720                          | 24,277.00                   |
| INDIGENT INTERMENT              | 24,277.00                   |
| 790100                          | (127.65)                    |
| REIMBURSEMENTS CLEARING         | (127.65)                    |
| 2100                            | 604,824.42                  |
| HUMAN RESOURCES                 | 604,824.42                  |
| 710100                          | 135,886.41                  |
| SALARY/OFFICIAL-DEPARTMENT HEAD | 135,886.41                  |

|                                 |              |
|---------------------------------|--------------|
| 710110                          | 271,728.72   |
| SALARY/REGULAR                  | 271,728.72   |
| 710140                          | 937.77       |
| SALARY/CELL PHONE ALLOWANCE     | 937.77       |
| 720100                          | 30,260.66    |
| SOCIAL SECURITY                 | 30,260.66    |
| 720110                          | 70,724.82    |
| EMPLOYEE INSURANCE              | 70,724.82    |
| 720120                          | 50,129.68    |
| RETIREMENT                      | 50,129.68    |
| 720140                          | 1,121.44     |
| STATE UNEMPLOYMENT TAX          | 1,121.44     |
| 730100                          | 5,314.19     |
| OFFICE SUPPLIES                 | 5,314.19     |
| 740120                          | 126.00       |
| MEDICAL SERVICES                | 126.00       |
| 740510                          | 802.85       |
| PROFESSIONAL DEVELOPMENT        | 802.85       |
| 740512                          | 27,858.41    |
| PROFESSIONAL SERVICES           | 27,858.41    |
| 740640                          | 5,307.70     |
| CONTRACT SERVICES               | 5,307.70     |
| 740660                          | 3,712.62     |
| EQUIPMENT RENTAL                | 3,712.62     |
| 740680                          | 885.00       |
| MEMBERSHIP/ASSOCIATION DUES     | 885.00       |
| 730101                          | 28.15        |
| FOOD SUPPLIES                   | 28.15        |
| 2101                            | 1,156.64     |
| CIVIL SERVICE                   | 1,156.64     |
| 730100                          | 706.64       |
| OFFICE SUPPLIES                 | 706.64       |
| 740512                          | 450.00       |
| PROFESSIONAL SERVICES           | 450.00       |
| 2200                            | 1,087,939.21 |
| RISK MANAGEMENT                 | 1,087,939.21 |
| 710100                          | 119,474.03   |
| SALARY/OFFICIAL-DEPARTMENT HEAD | 119,474.03   |
| 710110                          | 441,355.19   |
| SALARY/REGULAR                  | 441,355.19   |
| 710140                          | 971.77       |
| SALARY/CELL PHONE ALLOWANCE     | 971.77       |
| 720100                          | 41,838.99    |
| SOCIAL SECURITY                 | 41,838.99    |
| 720110                          | 100,712.17   |
| EMPLOYEE INSURANCE              | 100,712.17   |
| 720120                          | 68,935.48    |
| RETIREMENT                      | 68,935.48    |
| 720140                          | 1,687.65     |
| STATE UNEMPLOYMENT TAX          | 1,687.65     |
| 730100                          | 11,396.66    |
| OFFICE SUPPLIES                 | 11,396.66    |
| 730240                          | 42.44        |
| FUEL                            | 42.44        |

|   |  |              |
|---|--|--------------|
| 730310  |  | 112.30       |
| UNIFORMS  |  | 112.30       |
| 730390  |  | 43.72        |
| MEDICAL SUPPLIES                                |  | 43.72        |
| 740110  |  | 765.00       |
| IT SOFTWARE MAINTENANCE                         |  | 765.00       |
| 740120  |  | 206,937.75   |
| MEDICAL SERVICES                                |  | 206,937.75   |
| 740140  |  | 3,809.61     |
| VEHICLE MAINTENANCE                             |  | 3,809.61     |
| 740510  |  | 3,378.00     |
| PROFESSIONAL DEVELOPMENT                        |  | 3,378.00     |
| 740512  |  | 25,090.14    |
| PROFESSIONAL SERVICES                           |  | 25,090.14    |
| 740530  |  | 1,718.44     |
| MOBILE PHONE AND DATA                           |  | 1,718.44     |
| 740540  |  | 2,059.26     |
| TRAVEL EXPENSE                                  |  | 2,059.26     |
| 740550  |  | 7,795.16     |
| SAFETY PROGRAM                                  |  | 7,795.16     |
| 740640  |  | 113.22       |
| CONTRACT SERVICES                               |  | 113.22       |
| 740660  |  | 4,679.90     |
| EQUIPMENT RENTAL                                |  | 4,679.90     |
| 740680  |  | 985.00       |
| MEMBERSHIP/ASSOCIATION DUES                     |  | 985.00       |
| 740700  |  | 21,880.00    |
| INSURANCE/BOND PREMIUMS                         |  | 21,880.00    |
| 740952  |  | 100.00       |
| BONDS-SURETY                                    |  | 100.00       |
| 750400  |  | 22,061.00    |
| CAPITAL OUTLAY-FURNITURE FIXTURES AND EQUIPMENT |  | 22,061.00    |
| 790100  |  | (34.55)      |
| REIMBURSEMENTS CLEARING                         |  | (34.55)      |
| 730101  |  | 30.88        |
| FOOD SUPPLIES                                   |  | 30.88        |
| 2300  |  | 2,360,115.58 |
| COUNTY CLERK                                    |  | 2,360,115.58 |
| 710100  |  | 129,350.12   |
| SALARY/OFFICIAL-DEPARTMENT HEAD                 |  | 129,350.12   |
| 710110  |  | 1,466,270.80 |
| SALARY/REGULAR                                  |  | 1,466,270.80 |
| 710130  |  | 4,314.83     |
| SALARY/OVERTIME                                 |  | 4,314.83     |
| 720100  |  | 118,072.13   |
| SOCIAL SECURITY                                 |  | 118,072.13   |
| 720110  |  | 398,247.74   |
| EMPLOYEE INSURANCE                              |  | 398,247.74   |
| 720120  |  | 196,313.19   |
| RETIREMENT                                      |  | 196,313.19   |
| 720140  |  | 6,012.39     |
| STATE UNEMPLOYMENT TAX                          |  | 6,012.39     |
| 730100  |  | 6,770.59     |
| OFFICE SUPPLIES                                 |  | 6,770.59     |



|                                 |            |
|---------------------------------|------------|
| 730120                          | 658.00     |
| BOOK SUPPLEMENTS                | 658.00     |
| 730170                          | 10,790.69  |
| BIRTH CERTIFICATES              | 10,790.69  |
| 730210                          | 1,802.62   |
| DATA PROCESSING SUPPLIES        | 1,802.62   |
| 740110                          | 69.95      |
| IT SOFTWARE MAINTENANCE         | 69.95      |
| 740510                          | 1,525.00   |
| PROFESSIONAL DEVELOPMENT        | 1,525.00   |
| 740512                          | 2,475.23   |
| PROFESSIONAL SERVICES           | 2,475.23   |
| 740540                          | 1,403.42   |
| TRAVEL EXPENSE                  | 1,403.42   |
| 740580                          | 1,584.00   |
| PRINTING                        | 1,584.00   |
| 740640                          | 2,253.11   |
| CONTRACT SERVICES               | 2,253.11   |
| 740660                          | 12,206.07  |
| EQUIPMENT RENTAL                | 12,206.07  |
| 790100                          | (4.30)     |
| REIMBURSEMENTS CLEARING         | (4.30)     |
| 2302                            | 384,907.98 |
| COURT COLLECTIONS               | 384,907.98 |
| 710110                          | 238,267.32 |
| SALARY/REGULAR                  | 238,267.32 |
| 720100                          | 17,304.14  |
| SOCIAL SECURITY                 | 17,304.14  |
| 720110                          | 59,760.11  |
| EMPLOYEE INSURANCE              | 59,760.11  |
| 720120                          | 29,235.41  |
| RETIREMENT                      | 29,235.41  |
| 720140                          | 1,035.54   |
| STATE UNEMPLOYMENT TAX          | 1,035.54   |
| 730100                          | 845.17     |
| OFFICE SUPPLIES                 | 845.17     |
| 730110                          | 10,734.85  |
| POSTAGE                         | 10,734.85  |
| 740512                          | 11,065.75  |
| PROFESSIONAL SERVICES           | 11,065.75  |
| 740640                          | 13,731.53  |
| CONTRACT SERVICES               | 13,731.53  |
| 740660                          | 2,828.16   |
| EQUIPMENT RENTAL                | 2,828.16   |
| 740680                          | 100.00     |
| MEMBERSHIP/ASSOCIATION DUES     | 100.00     |
| 2400                            | 294,719.16 |
| VETERANS SERVICE                | 294,719.16 |
| 710100                          | 84,289.53  |
| SALARY/OFFICIAL-DEPARTMENT HEAD | 84,289.53  |
| 710110                          | 122,404.19 |
| SALARY/REGULAR                  | 122,404.19 |
| 720100                          | 15,060.54  |
| SOCIAL SECURITY                 | 15,060.54  |



|                                 |  |              |
|---------------------------------|--|--------------|
| 720110                          |  | 40,126.78    |
| EMPLOYEE INSURANCE              |  | 40,126.78    |
| 720120                          |  | 25,361.50    |
| RETIREMENT                      |  | 25,361.50    |
| 720140                          |  | 673.96       |
| STATE UNEMPLOYMENT TAX          |  | 673.96       |
| 730100                          |  | 1,528.93     |
| OFFICE SUPPLIES                 |  | 1,528.93     |
| 740510                          |  | 1,290.00     |
| PROFESSIONAL DEVELOPMENT        |  | 1,290.00     |
| 740540                          |  | 1,524.20     |
| TRAVEL EXPENSE                  |  | 1,524.20     |
| 740620                          |  | 143.91       |
| ELECTRICITY                     |  | 143.91       |
| 740660                          |  | 2,315.62     |
| EQUIPMENT RENTAL                |  | 2,315.62     |
| 2500                            |  | 1,832,544.28 |
| ELECTIONS ADMINISTRATOR         |  | 1,832,544.28 |
| 710100                          |  | 88,534.08    |
| SALARY/OFFICIAL-DEPARTMENT HEAD |  | 88,534.08    |
| 710110                          |  | 1,065,087.45 |
| SALARY/REGULAR                  |  | 1,065,087.45 |
| 710130                          |  | 128,493.72   |
| SALARY/OVERTIME                 |  | 128,493.72   |
| 720100                          |  | 96,485.81    |
| SOCIAL SECURITY                 |  | 96,485.81    |
| 720110                          |  | 126,729.26   |
| EMPLOYEE INSURANCE              |  | 126,729.26   |
| 720120                          |  | 93,370.07    |
| RETIREMENT                      |  | 93,370.07    |
| 720140                          |  | 7,692.08     |
| STATE UNEMPLOYMENT TAX          |  | 7,692.08     |
| 730100                          |  | 40,468.71    |
| OFFICE SUPPLIES                 |  | 40,468.71    |
| 730210                          |  | 13,176.78    |
| DATA PROCESSING SUPPLIES        |  | 13,176.78    |
| 730220                          |  | 489.17       |
| REPLACEMENTS                    |  | 489.17       |
| 730240                          |  | 50.50        |
| FUEL                            |  | 50.50        |
| 730250                          |  | 175.08       |
| SHOP SUPPLIES                   |  | 175.08       |
| 730320                          |  | 1,775.62     |
| IT HARDWARE                     |  | 1,775.62     |
| 730330                          |  | 52.99        |
| IT SOFTWARE                     |  | 52.99        |
| 740140                          |  | 232.36       |
| VEHICLE MAINTENANCE             |  | 232.36       |
| 740512                          |  | 107,329.53   |
| PROFESSIONAL SERVICES           |  | 107,329.53   |
| 740530                          |  | 8,029.72     |
| MOBILE PHONE AND DATA           |  | 8,029.72     |
| 740540                          |  | 5,022.70     |
| TRAVEL EXPENSE                  |  | 5,022.70     |

|   |               |
|---|---------------|
| 740580  | 30,718.46     |
| PRINTING  | 30,718.46     |
| 740620  | 15,445.27     |
| ELECTRICITY                                     | 15,445.27     |
| 740628  | 1,920.00      |
| TELEPHONE-FIBER OPTIC-RESTRICTED                | 1,920.00      |
| 740640  | 133.55        |
| CONTRACT SERVICES                               | 133.55        |
| 740656  | 300.00        |
| RENT AND LEASES                                 | 300.00        |
| 740660  | 511.91        |
| EQUIPMENT RENTAL                                | 511.91        |
| 740970  | 322.10        |
| FREIGHT AND HANDLING                            | 322.10        |
| 790100  | (2.64)        |
| REIMBURSEMENTS CLEARING                         | (2.64)        |
| 740627  | -             |
| TELEPHONE-RESTRICTED                            | -             |
| 2501  | 112,219.19    |
| VOTER REGISTRATION                              | 112,219.19    |
| 710110  | 37,572.32     |
| SALARY/REGULAR                                  | 37,572.32     |
| 710130  | 45.87         |
| SALARY/OVERTIME                                 | 45.87         |
| 720100  | 2,877.78      |
| SOCIAL SECURITY                                 | 2,877.78      |
| 720140  | 604.31        |
| STATE UNEMPLOYMENT TAX                          | 604.31        |
| 730100  | 23,802.41     |
| OFFICE SUPPLIES                                 | 23,802.41     |
| 730210  | 1,934.00      |
| DATA PROCESSING SUPPLIES                        | 1,934.00      |
| 730320  | 19,030.44     |
| IT HARDWARE                                     | 19,030.44     |
| 740512  | 6,490.00      |
| PROFESSIONAL SERVICES                           | 6,490.00      |
| 740530  | 574.12        |
| MOBILE PHONE AND DATA                           | 574.12        |
| 740540  | 536.44        |
| TRAVEL EXPENSE                                  | 536.44        |
| 740580  | 10,543.50     |
| PRINTING  | 10,543.50     |
| 750400  | 8,208.00      |
| CAPITAL OUTLAY-FURNITURE FIXTURES AND EQUIPMENT | 8,208.00      |
| 2600  | 10,643,567.54 |
| INFORMATION TECHNOLOGY                          | 10,643,567.54 |
| 710100  | 125,879.76    |
| SALARY/OFFICIAL-DEPARTMENT HEAD                 | 125,879.76    |
| 710110  | 2,413,932.82  |
| SALARY/REGULAR                                  | 2,413,932.82  |
| 710140  | 6,099.92      |
| SALARY/CELL PHONE ALLOWANCE                     | 6,099.92      |
| 720100  | 189,941.32    |
| SOCIAL SECURITY                                 | 189,941.32    |

|   |              |
|---|--------------|
| 720110  |              |
| EMPLOYEE INSURANCE                              | 383,809.88   |
| 720120  | 383,809.88   |
| RETIREMENT                                      | 312,405.23   |
| 720140  | 312,405.23   |
| STATE UNEMPLOYMENT TAX                          | 6,770.08     |
| 730100  | 6,770.08     |
| OFFICE SUPPLIES                                 | 66,343.36    |
| 730110  | 66,343.36    |
| POSTAGE   | 3,002.98     |
| 730210  | 3,002.98     |
| DATA PROCESSING SUPPLIES                        | 1,199.94     |
| 730220  | 1,199.94     |
| REPLACEMENTS                                    | 799.77       |
| 730240  | 799.77       |
| FUEL  | 2,855.78     |
| 730320  | 2,855.78     |
| IT HARDWARE                                     | 347,695.73   |
| 730330  | 347,695.73   |
| IT SOFTWARE                                     | 514,277.50   |
| 730332  | 514,277.50   |
| TELEPHONE-REPAIRS/REPLACEMENT-RESTRICTED        | 297,943.89   |
| 740110  | 297,943.89   |
| IT SOFTWARE MAINTENANCE                         | 2,039,247.34 |
| 740140  | 2,039,247.34 |
| VEHICLE MAINTENANCE                             | 453.80       |
| 740420  | 453.80       |
| COURIER SERVICE                                 | 4,356.97     |
| 740510  | 4,356.97     |
| PROFESSIONAL DEVELOPMENT                        | 8,958.28     |
| 740512  | 8,958.28     |
| PROFESSIONAL SERVICES                           | 349,168.38   |
| 740530  | 349,168.38   |
| MOBILE PHONE AND DATA                           | 22,926.23    |
| 740540  | 22,926.23    |
| TRAVEL EXPENSE                                  | 2,131.68     |
| 740620  | 2,131.68     |
| ELECTRICITY                                     | 190.00       |
| 740628  | 190.00       |
| TELEPHONE-FIBER OPTIC-RESTRICTED                | 624,192.81   |
| 740660  | 624,192.81   |
| EQUIPMENT RENTAL                                | 1,604.85     |
| 740662  | 1,604.85     |
| LEASE TO PURCHASE                               | 359,496.37   |
| 740680  | 359,496.37   |
| MEMBERSHIP/ASSOCIATION DUES                     | 350.00       |
| 750400  | 350.00       |
| CAPITAL OUTLAY-FURNITURE FIXTURES AND EQUIPMENT | 1,976,901.46 |
| 750500  | 1,976,901.46 |
| CAPITAL OUTLAY-INTANGIBLES                      | 113,750.00   |
| 750600  | 113,750.00   |
| CAPITAL OUTLAY-VEHICLES                         | 106,816.30   |
| 750800  | 106,816.30   |
| MAJOR PROJECTS                                  | 243,790.91   |
|   | 243,790.91   |

|                                 |              |
|---------------------------------|--------------|
| 790100                          | (56,199.53)  |
| REIMBURSEMENTS CLEARING         | (56,199.53)  |
| 740260                          | 18.69        |
| INTEREST ON CREDIT CARDS        | 18.69        |
| 740627                          | 168,102.79   |
| TELEPHONE-RESTRICTED            | 168,102.79   |
| 740100                          | 4,352.25     |
| IT HARDWARE MAINTENANCE         | 4,352.25     |
| 2700                            | 3,497,294.08 |
| DISTRICT CLERK                  | 3,497,294.08 |
| 710100                          | 129,350.12   |
| SALARY/OFFICIAL-DEPARTMENT HEAD | 129,350.12   |
| 710110                          | 2,205,445.78 |
| SALARY/REGULAR                  | 2,205,445.78 |
| 720100                          | 171,956.61   |
| SOCIAL SECURITY                 | 171,956.61   |
| 720110                          | 658,872.00   |
| EMPLOYEE INSURANCE              | 658,872.00   |
| 720120                          | 286,479.87   |
| RETIREMENT                      | 286,479.87   |
| 720140                          | 10,002.75    |
| STATE UNEMPLOYMENT TAX          | 10,002.75    |
| 730100                          | 11,386.34    |
| OFFICE SUPPLIES                 | 11,386.34    |
| 730320                          | 1,836.32     |
| IT HARDWARE                     | 1,836.32     |
| 740510                          | 1,030.00     |
| PROFESSIONAL DEVELOPMENT        | 1,030.00     |
| 740540                          | 1,346.55     |
| TRAVEL EXPENSE                  | 1,346.55     |
| 740580                          | 750.00       |
| PRINTING                        | 750.00       |
| 740640                          | 181.09       |
| CONTRACT SERVICES               | 181.09       |
| 740660                          | 18,852.41    |
| EQUIPMENT RENTAL                | 18,852.41    |
| 740680                          | 50.00        |
| MEMBERSHIP/ASSOCIATION DUES     | 50.00        |
| 790100                          | (450.00)     |
| REIMBURSEMENTS CLEARING         | (450.00)     |
| 740100                          | 204.24       |
| IT HARDWARE MAINTENANCE         | 204.24       |
| 2800                            | 2,971,479.91 |
| COUNTY ATTORNEY                 | 2,971,479.91 |
| 710100                          | 178,767.56   |
| SALARY/OFFICIAL-DEPARTMENT HEAD | 178,767.56   |
| 710110                          | 1,832,579.37 |
| SALARY/REGULAR                  | 1,832,579.37 |
| 710130                          | 403.00       |
| SALARY/OVERTIME                 | 403.00       |
| 710140                          | 1,870.85     |
| SALARY/CELL PHONE ALLOWANCE     | 1,870.85     |
| 720100                          | 150,118.17   |
| SOCIAL SECURITY                 | 150,118.17   |

|                             |            |
|-----------------------------|------------|
| 720110                      | 294,936.26 |
| EMPLOYEE INSURANCE          | 294,936.26 |
| 720120                      | 250,489.74 |
| RETIREMENT                  | 250,489.74 |
| 720140                      | 5,482.13   |
| STATE UNEMPLOYMENT TAX      | 5,482.13   |
| 730100                      | 8,761.36   |
| OFFICE SUPPLIES             | 8,761.36   |
| 730120                      | 23,178.02  |
| BOOK SUPPLEMENTS            | 23,178.02  |
| 730330                      | 25.56      |
| IT SOFTWARE                 | 25.56      |
| 740220                      | 198,352.25 |
| LEGAL/LITIGATION COSTS      | 198,352.25 |
| 740420                      | 233.90     |
| COURIER SERVICE             | 233.90     |
| 740504                      | 8,831.16   |
| ONLINE SERVICES             | 8,831.16   |
| 740510                      | 6,043.74   |
| PROFESSIONAL DEVELOPMENT    | 6,043.74   |
| 740540                      | 1,973.84   |
| TRAVEL EXPENSE              | 1,973.84   |
| 740580                      | 1,294.08   |
| PRINTING                    | 1,294.08   |
| 740640                      | 150.72     |
| CONTRACT SERVICES           | 150.72     |
| 740660                      | 7,218.54   |
| EQUIPMENT RENTAL            | 7,218.54   |
| 740680                      | 770.00     |
| MEMBERSHIP/ASSOCIATION DUES | 770.00     |
| 740970                      | 21.39      |
| FREIGHT AND HANDLING        | 21.39      |
| 790100                      | (21.73)    |
| REIMBURSEMENTS CLEARING     | (21.73)    |
| 740450                      | -          |
| SERVICE/CITATIONS           | -          |
| 2801                        | 51,267.24  |
| COUNTY ATTORNEY STATE FUNDS | 51,267.24  |
| 710150                      | 35,265.00  |
| SALARY/SPECIAL PAY          | 35,265.00  |
| 730100                      | 2,084.54   |
| OFFICE SUPPLIES             | 2,084.54   |
| 740220                      | (1,274.94) |
| LEGAL/LITIGATION COSTS      | (1,274.94) |
| 740230                      | 25.00      |
| LITIGATION EXPENSES         | 25.00      |
| 740470                      | 20.00      |
| EXPERT WITNESS              | 20.00      |
| 740484                      | 1,270.00   |
| COURT REPORTER TRANSCRIPT   | 1,270.00   |
| 740504                      | 2,970.99   |
| ONLINE SERVICES             | 2,970.99   |
| 740510                      | 3,173.20   |
| PROFESSIONAL DEVELOPMENT    | 3,173.20   |

|                                 |              |
|---------------------------------|--------------|
| 740540                          | 479.00       |
| TRAVEL EXPENSE                  | 479.00       |
| 740680                          | 4,566.00     |
| MEMBERSHIP/ASSOCIATION DUES     | 4,566.00     |
| 740690                          | 1,650.00     |
| COURT COST                      | 1,650.00     |
| 740450                          | 1,038.45     |
| SERVICE/CITATIONS               | 1,038.45     |
| 3000                            | 3,114,916.24 |
| BUILDING CUSTODIAL SERVICES     | 3,114,916.24 |
| 710100                          | 104,128.24   |
| SALARY/OFFICIAL-DEPARTMENT HEAD | 104,128.24   |
| 710110                          | 1,750,890.06 |
| SALARY/REGULAR                  | 1,750,890.06 |
| 710130                          | 129,450.75   |
| SALARY/OVERTIME                 | 129,450.75   |
| 720100                          | 148,278.23   |
| SOCIAL SECURITY                 | 148,278.23   |
| 720110                          | 388,523.02   |
| EMPLOYEE INSURANCE              | 388,523.02   |
| 720120                          | 243,474.85   |
| RETIREMENT                      | 243,474.85   |
| 720140                          | 10,562.17    |
| STATE UNEMPLOYMENT TAX          | 10,562.17    |
| 730100                          | 10,501.55    |
| OFFICE SUPPLIES                 | 10,501.55    |
| 730140                          | 204,050.51   |
| JANITOR SUPPLIES                | 204,050.51   |
| 730220                          | 8,309.08     |
| REPLACEMENTS                    | 8,309.08     |
| 730240                          | 2,384.98     |
| FUEL                            | 2,384.98     |
| 730250                          | 2,493.50     |
| SHOP SUPPLIES                   | 2,493.50     |
| 730260                          | 2,020.48     |
| VEHICLE SUPPLIES                | 2,020.48     |
| 730310                          | 8,945.80     |
| UNIFORMS                        | 8,945.80     |
| 730390                          | (1,797.20)   |
| MEDICAL SUPPLIES                | (1,797.20)   |
| 740140                          | 16,095.55    |
| VEHICLE MAINTENANCE             | 16,095.55    |
| 740510                          | 2,148.00     |
| PROFESSIONAL DEVELOPMENT        | 2,148.00     |
| 740512                          | 48,562.70    |
| PROFESSIONAL SERVICES           | 48,562.70    |
| 740530                          | 7,217.96     |
| MOBILE PHONE AND DATA           | 7,217.96     |
| 740540                          | 1,459.01     |
| TRAVEL EXPENSE                  | 1,459.01     |
| 740622                          | 168.00       |
| GAS                             | 168.00       |
| 740660                          | 2,187.97     |
| EQUIPMENT RENTAL                | 2,187.97     |

|                                   |              |
|-----------------------------------|--------------|
| 740680                            |              |
| MEMBERSHIP/ASSOCIATION DUES       | 60.00        |
| 750600                            | 60.00        |
| CAPITAL OUTLAY-VEHICLES           | 26,940.00    |
| 790100                            | 26,940.00    |
| REIMBURSEMENTS CLEARING           | (2,138.97)   |
| 3100                              | (2,138.97)   |
| BUILDING MAINTENANCE/CONSTRUCTION | 6,669,827.37 |
| 710100                            | 6,669,827.37 |
| SALARY/OFFICIAL-DEPARTMENT HEAD   | 123,393.64   |
| 710110                            | 123,393.64   |
| SALARY/REGULAR                    | 2,290,785.72 |
| 710130                            | 2,290,785.72 |
| SALARY/OVERTIME                   | 125,811.54   |
| 720100                            | 125,811.54   |
| SOCIAL SECURITY                   | 190,015.61   |
| 720110                            | 190,015.61   |
| EMPLOYEE INSURANCE                | 539,155.67   |
| 720120                            | 539,155.67   |
| RETIREMENT                        | 313,946.56   |
| 720140                            | 313,946.56   |
| STATE UNEMPLOYMENT TAX            | 8,209.09     |
| 730100                            | 8,209.09     |
| OFFICE SUPPLIES                   | 56,171.58    |
| 730140                            | 56,171.58    |
| JANITOR SUPPLIES                  | 166.60       |
| 730220                            | 166.60       |
| REPLACEMENTS                      | 839,207.26   |
| 730240                            | 839,207.26   |
| FUEL                              | 75,697.65    |
| 730262                            | 75,697.65    |
| RADIO SUPPLIES                    | 131.23       |
| 730310                            | 131.23       |
| UNIFORMS                          | 7,984.47     |
| 740140                            | 7,984.47     |
| VEHICLE MAINTENANCE               | 24,731.57    |
| 740150                            | 24,731.57    |
| LANDSCAPE MAINTENANCE             | 51,856.13    |
| 740510                            | 51,856.13    |
| PROFESSIONAL DEVELOPMENT          | 3,709.95     |
| 740512                            | 3,709.95     |
| PROFESSIONAL SERVICES             | 139,250.73   |
| 740530                            | 139,250.73   |
| MOBILE PHONE AND DATA             | 12,159.93    |
| 740620                            | 12,159.93    |
| ELECTRICITY                       | 1,302,212.88 |
| 740622                            | 1,302,212.88 |
| GAS                               | 24,141.14    |
| 740624                            | 24,141.14    |
| WATER AND SEWER                   | 199,247.59   |
| 740640                            | 199,247.59   |
| CONTRACT SERVICES                 | 126,446.81   |
| 740660                            | 126,446.81   |
| EQUIPMENT RENTAL                  | 7,667.81     |
|                                   | 7,667.81     |

|                                   |               |
|-----------------------------------|---------------|
| 750600                            | 206,843.32    |
| CAPITAL OUTLAY-VEHICLES           | 206,843.32    |
| 750800                            | 1,331.43      |
| MAJOR PROJECTS                    | 1,331.43      |
| 790100                            | (448.54)      |
| REIMBURSEMENTS CLEARING           | (448.54)      |
| 3200                              | 3,386,674.89  |
| OTHER                             | 3,386,674.89  |
| 740210                            | 158,643.75    |
| PSYCHOLOGICAL/PSYCHIATRIC SERVICE | 158,643.75    |
| 740500                            | 1,881,178.14  |
| ECONOMIC DEVELOPMENT              | 1,881,178.14  |
| 740640                            | 1,344,412.00  |
| CONTRACT SERVICES                 | 1,344,412.00  |
| 740690                            | 2,441.00      |
| COURT COST                        | 2,441.00      |
| 3210                              | 10,039,948.51 |
| NON-DEPARTMENTAL                  | 10,039,948.51 |
| 720110                            | 3,946,110.00  |
| EMPLOYEE INSURANCE                | 3,946,110.00  |
| 720130                            | 1,350,000.00  |
| WORKERS COMPENSATION              | 1,350,000.00  |
| 720140                            | 14,921.04     |
| STATE UNEMPLOYMENT TAX            | 14,921.04     |
| 730100                            | 6,419.49      |
| OFFICE SUPPLIES                   | 6,419.49      |
| 730110                            | 542,908.85    |
| POSTAGE                           | 542,908.85    |
| 740210                            | -             |
| PSYCHOLOGICAL/PSYCHIATRIC SERVICE | -             |
| 740400                            | 60,000.00     |
| AUDIT                             | 60,000.00     |
| 740420                            | 157.06        |
| COURIER SERVICE                   | 157.06        |
| 740502                            | 1,607,075.46  |
| CENTRAL APPRAISAL DISTRICT        | 1,607,075.46  |
| 740512                            | 217,747.79    |
| PROFESSIONAL SERVICES             | 217,747.79    |
| 740570                            | 19,336.87     |
| ADVERTISING                       | 19,336.87     |
| 740640                            | 233,365.05    |
| CONTRACT SERVICES                 | 233,365.05    |
| 740642                            | 15,000.00     |
| SOIL CONSERVATION                 | 15,000.00     |
| 740680                            | 25,559.84     |
| MEMBERSHIP/ASSOCIATION DUES       | 25,559.84     |
| 740690                            | -             |
| COURT COST                        | -             |
| 740700                            | 2,000,000.00  |
| INSURANCE/BOND PREMIUMS           | 2,000,000.00  |
| 740970                            | 521.87        |
| FREIGHT AND HANDLING              | 521.87        |
| 730410                            | 825.19        |
| INVOICE TOLERANCE*                | 825.19        |



|                                  |              |
|----------------------------------|--------------|
| 3220                             | 127,908.08   |
| ALTERNATE DISPUTE RESOLUTION     | 127,908.08   |
| 740512                           | 127,908.08   |
| PROFESSIONAL SERVICES            | 127,908.08   |
| 3230                             | 119,273.62   |
| DEPARTMENT OF PUBLIC SAFETY      | 119,273.62   |
| 710110                           | 79,630.58    |
| SALARY/REGULAR                   | 79,630.58    |
| 720100                           | 5,967.17     |
| SOCIAL SECURITY                  | 5,967.17     |
| 720110                           | 23,567.20    |
| EMPLOYEE INSURANCE               | 23,567.20    |
| 720120                           | 9,770.49     |
| RETIREMENT                       | 9,770.49     |
| 720140                           | 338.18       |
| STATE UNEMPLOYMENT TAX           | 338.18       |
| 3240                             | 66,000.00    |
| HISTORICAL COMMISSION            | 66,000.00    |
| 740504                           | 100.00       |
| ONLINE SERVICES                  | 100.00       |
| 740580                           | 690.00       |
| PRINTING                         | 690.00       |
| 740640                           | 65,210.00    |
| CONTRACT SERVICES                | 65,210.00    |
| 750800                           | -            |
| MAJOR PROJECTS                   | -            |
| 3250                             | 35,194.99    |
| CHILD WELFARE                    | 35,194.99    |
| 710120                           | 8,195.00     |
| SALARY/OTHER                     | 8,195.00     |
| 730160                           | 6,338.51     |
| CLOTHING                         | 6,338.51     |
| 730170                           | 323.00       |
| BIRTH CERTIFICATES               | 323.00       |
| 740512                           | 1,020.00     |
| PROFESSIONAL SERVICES            | 1,020.00     |
| 740560                           | 1,847.80     |
| TRANSPORTATION                   | 1,847.80     |
| 740628                           | 843.64       |
| TELEPHONE-FIBER OPTIC-RESTRICTED | 843.64       |
| 740770                           | 16,267.24    |
| ALLOWANCE                        | 16,267.24    |
| 740780                           | 40.78        |
| FOSTER CARE                      | 40.78        |
| 740627                           | 319.02       |
| TELEPHONE-RESTRICTED             | 319.02       |
| 3300                             | 1,121,826.05 |
| PURCHASING AGENT                 | 1,121,826.05 |
| 710100                           | 138,381.48   |
| SALARY/OFFICIAL-DEPARTMENT HEAD  | 138,381.48   |
| 710110                           | 665,623.66   |
| SALARY/REGULAR                   | 665,623.66   |
| 710130                           | 1,391.45     |
| SALARY/OVERTIME                  | 1,391.45     |

|                                 |              |
|---------------------------------|--------------|
| 720100                          |              |
| SOCIAL SECURITY                 | 59,361.46    |
| 720110                          | 59,361.46    |
| EMPLOYEE INSURANCE              | 138,434.64   |
| 720120                          | 138,434.64   |
| RETIREMENT                      | 98,821.89    |
| 720140                          | 98,821.89    |
| STATE UNEMPLOYMENT TAX          | 2,235.88     |
| 730100                          | 2,235.88     |
| OFFICE SUPPLIES                 | 6,172.37     |
| 730330                          | 6,172.37     |
| IT SOFTWARE                     | 3,960.00     |
| 740140                          | 3,960.00     |
| VEHICLE MAINTENANCE             | 56.80        |
| 740510                          | 56.80        |
| PROFESSIONAL DEVELOPMENT        | 4,670.00     |
| 740530                          | 4,670.00     |
| MOBILE PHONE AND DATA           | 503.03       |
| 740540                          | 503.03       |
| TRAVEL EXPENSE                  | 742.28       |
| 740580                          | 742.28       |
| PRINTING                        | 80.00        |
| 740680                          | 80.00        |
| MEMBERSHIP/ASSOCIATION DUES     | 1,394.00     |
| 790100                          | 1,394.00     |
| REIMBURSEMENTS CLEARING         | (2.89)       |
| 3400                            | (2.89)       |
| COUNTY AUDITOR                  | 2,044,315.07 |
| 710100                          | 2,044,315.07 |
| SALARY/OFFICIAL-DEPARTMENT HEAD | 126,923.08   |
| 710110                          | 126,923.08   |
| SALARY/REGULAR                  | 1,311,357.67 |
| 710130                          | 1,311,357.67 |
| SALARY/OVERTIME                 | 3,886.52     |
| 720100                          | 3,886.52     |
| SOCIAL SECURITY                 | 106,432.18   |
| 720110                          | 106,432.18   |
| EMPLOYEE INSURANCE              | 266,447.55   |
| 720120                          | 266,447.55   |
| RETIREMENT                      | 176,954.55   |
| 720140                          | 176,954.55   |
| STATE UNEMPLOYMENT TAX          | 4,768.03     |
| 730100                          | 4,768.03     |
| OFFICE SUPPLIES                 | 15,532.77    |
| 730240                          | 15,532.77    |
| FUEL                            | 30.34        |
| 730260                          | 30.34        |
| VEHICLE SUPPLIES                | 8.43         |
| 730320                          | 8.43         |
| IT HARDWARE                     | 961.68       |
| 740140                          | 961.68       |
| VEHICLE MAINTENANCE             | 2,025.15     |
| 740510                          | 2,025.15     |
| PROFESSIONAL DEVELOPMENT        | 7,158.00     |
|                                 | 7,158.00     |

|                                 |            |
|---------------------------------|------------|
| 740512                          | 790.50     |
| PROFESSIONAL SERVICES           | 790.50     |
| 740530                          | 401.10     |
| MOBILE PHONE AND DATA           | 401.10     |
| 740540                          | 3,166.75   |
| TRAVEL EXPENSE                  | 3,166.75   |
| 740640                          | 9,500.00   |
| CONTRACT SERVICES               | 9,500.00   |
| 740660                          | 8,327.10   |
| EQUIPMENT RENTAL                | 8,327.10   |
| 740680                          | 415.00     |
| MEMBERSHIP/ASSOCIATION DUES     | 415.00     |
| 740970                          | 30.56      |
| FREIGHT AND HANDLING            | 30.56      |
| 790100                          | (801.89)   |
| REIMBURSEMENTS CLEARING         | (801.89)   |
| 3500                            | 313,399.55 |
| BUDGET OFFICE                   | 313,399.55 |
| 710100                          | 121,132.04 |
| SALARY/OFFICIAL-DEPARTMENT HEAD | 121,132.04 |
| 710110                          | 109,277.90 |
| SALARY/REGULAR                  | 109,277.90 |
| 710140                          | 937.77     |
| SALARY/CELL PHONE ALLOWANCE     | 937.77     |
| 720100                          | 17,346.90  |
| SOCIAL SECURITY                 | 17,346.90  |
| 720110                          | 32,744.31  |
| EMPLOYEE INSURANCE              | 32,744.31  |
| 720120                          | 28,386.41  |
| RETIREMENT                      | 28,386.41  |
| 720140                          | 586.74     |
| STATE UNEMPLOYMENT TAX          | 586.74     |
| 730100                          | 400.86     |
| OFFICE SUPPLIES                 | 400.86     |
| 740510                          | 200.00     |
| PROFESSIONAL DEVELOPMENT        | 200.00     |
| 740580                          | 236.46     |
| PRINTING                        | 236.46     |
| 740660                          | 2,150.16   |
| EQUIPMENT RENTAL                | 2,150.16   |
| 3600                            | 715,778.29 |
| COUNTY TREASURER                | 715,778.29 |
| 710100                          | 139,182.10 |
| SALARY/OFFICIAL-DEPARTMENT HEAD | 139,182.10 |
| 710110                          | 354,822.55 |
| SALARY/REGULAR                  | 354,822.55 |
| 710130                          | 8,334.65   |
| SALARY/OVERTIME                 | 8,334.65   |
| 720100                          | 36,993.88  |
| SOCIAL SECURITY                 | 36,993.88  |
| 720110                          | 94,288.56  |
| EMPLOYEE INSURANCE              | 94,288.56  |
| 720120                          | 61,636.95  |
| RETIREMENT                      | 61,636.95  |

|                                 |              |
|---------------------------------|--------------|
| 720140                          |              |
| STATE UNEMPLOYMENT TAX          | 1,286.34     |
| 730100                          | 1,286.34     |
| OFFICE SUPPLIES                 | 10,916.30    |
| 730220                          | 10,916.30    |
| REPLACEMENTS                    | 293.60       |
| 740510                          | 293.60       |
| PROFESSIONAL DEVELOPMENT        | 2,580.98     |
| 740512                          | 2,580.98     |
| PROFESSIONAL SERVICES           | 2,091.63     |
| 740540                          | 2,091.63     |
| TRAVEL EXPENSE                  | 834.57       |
| 740660                          | 834.57       |
| EQUIPMENT RENTAL                | 2,787.96     |
| 740680                          | 2,787.96     |
| MEMBERSHIP/ASSOCIATION DUES     | 540.00       |
| 790100                          | 540.00       |
| REIMBURSEMENTS CLEARING         | (811.78)     |
| 3700                            | (811.78)     |
| TAX ASSESSOR/COLLECTOR          | 4,349,837.30 |
| 710100                          | 4,349,837.30 |
| SALARY/OFFICIAL-DEPARTMENT HEAD | 150,634.14   |
| 710110                          | 150,634.14   |
| SALARY/REGULAR                  | 2,703,421.78 |
| 710130                          | 2,703,421.78 |
| SALARY/OVERTIME                 | 206.67       |
| 710140                          | 206.67       |
| SALARY/CELL PHONE ALLOWANCE     | 937.75       |
| 720100                          | 937.75       |
| SOCIAL SECURITY                 | 210,003.89   |
| 720110                          | 210,003.89   |
| EMPLOYEE INSURANCE              | 713,001.03   |
| 720120                          | 713,001.03   |
| RETIREMENT                      | 350,331.62   |
| 720140                          | 350,331.62   |
| STATE UNEMPLOYMENT TAX          | 10,921.15    |
| 730100                          | 10,921.15    |
| OFFICE SUPPLIES                 | 40,754.36    |
| 730110                          | 40,754.36    |
| POSTAGE                         | -            |
| 730210                          | -            |
| DATA PROCESSING SUPPLIES        | 25,362.24    |
| 730320                          | 25,362.24    |
| IT HARDWARE                     | -            |
| 740110                          | -            |
| IT SOFTWARE MAINTENANCE         | -            |
| 740510                          | -            |
| PROFESSIONAL DEVELOPMENT        | 5,010.00     |
| 740540                          | 5,010.00     |
| TRAVEL EXPENSE                  | 1,711.85     |
| 740580                          | 1,711.85     |
| PRINTING                        | 30,469.44    |
| 740620                          | 30,469.44    |
| ELECTRICITY                     | 19,556.78    |
|                                 | 19,556.78    |

|                                  |  |              |
|----------------------------------|--|--------------|
| 740640                           |  | 84,861.12    |
| CONTRACT SERVICES                |  | 84,861.12    |
| 740660                           |  | 133.48       |
| EQUIPMENT RENTAL                 |  | 133.48       |
| 740680                           |  | 3,170.00     |
| MEMBERSHIP/ASSOCIATION DUES      |  | 3,170.00     |
| 790100                           |  | (650.00)     |
| REIMBURSEMENTS CLEARING          |  | (650.00)     |
| 740100                           |  | -            |
| IT HARDWARE MAINTENANCE          |  | -            |
| 3701                             |  | 7,326.20     |
| TAC SPECIAL INVENTORY TAX        |  | 7,326.20     |
| 730100                           |  | 1,970.00     |
| OFFICE SUPPLIES                  |  | 1,970.00     |
| 740510                           |  | 2,190.00     |
| PROFESSIONAL DEVELOPMENT         |  | 2,190.00     |
| 740540                           |  | 3,166.20     |
| TRAVEL EXPENSE                   |  | 3,166.20     |
| 4000                             |  | 1,966,570.80 |
| ENVIRONMENTAL HEALTH             |  | 1,966,570.80 |
| 710100                           |  | 124,811.56   |
| SALARY/OFFICIAL-DEPARTMENT HEAD  |  | 124,811.56   |
| 710110                           |  | 1,262,254.24 |
| SALARY/REGULAR                   |  | 1,262,254.24 |
| 720100                           |  | 100,823.00   |
| SOCIAL SECURITY                  |  | 100,823.00   |
| 720110                           |  | 247,981.34   |
| EMPLOYEE INSURANCE               |  | 247,981.34   |
| 720120                           |  | 170,212.14   |
| RETIREMENT                       |  | 170,212.14   |
| 720140                           |  | 3,888.02     |
| STATE UNEMPLOYMENT TAX           |  | 3,888.02     |
| 730100                           |  | 8,445.33     |
| OFFICE SUPPLIES                  |  | 8,445.33     |
| 730240                           |  | 3,001.65     |
| FUEL                             |  | 3,001.65     |
| 740140                           |  | 1,372.45     |
| VEHICLE MAINTENANCE              |  | 1,372.45     |
| 740510                           |  | 690.00       |
| PROFESSIONAL DEVELOPMENT         |  | 690.00       |
| 740528                           |  | 21,095.40    |
| PROFESSIONAL SERVICES-STORMWATER |  | 21,095.40    |
| 740530                           |  | 10,199.56    |
| MOBILE PHONE AND DATA            |  | 10,199.56    |
| 740540                           |  | 3,070.56     |
| TRAVEL EXPENSE                   |  | 3,070.56     |
| 740580                           |  | 3,561.00     |
| PRINTING                         |  | 3,561.00     |
| 740660                           |  | 3,251.55     |
| EQUIPMENT RENTAL                 |  | 3,251.55     |
| 740680                           |  | 1,913.00     |
| MEMBERSHIP/ASSOCIATION DUES      |  | 1,913.00     |
| 4001                             |  | 485,122.52   |
| PERMITS                          |  | 485,122.52   |

|                                 |              |
|---------------------------------|--------------|
| 710100                          | 95,440.66    |
| SALARY/OFFICIAL-DEPARTMENT HEAD | 95,440.66    |
| 710110                          | 230,758.86   |
| SALARY/REGULAR                  | 230,758.86   |
| 710140                          | 937.77       |
| SALARY/CELL PHONE ALLOWANCE     | 937.77       |
| 720100                          | 24,113.74    |
| SOCIAL SECURITY                 | 24,113.74    |
| 720110                          | 82,512.29    |
| EMPLOYEE INSURANCE              | 82,512.29    |
| 720120                          | 40,139.76    |
| RETIREMENT                      | 40,139.76    |
| 720140                          | 1,220.88     |
| STATE UNEMPLOYMENT TAX          | 1,220.88     |
| 730100                          | 5,143.33     |
| OFFICE SUPPLIES                 | 5,143.33     |
| 740510                          | 600.00       |
| PROFESSIONAL DEVELOPMENT        | 600.00       |
| 740580                          | 672.48       |
| PRINTING                        | 672.48       |
| 740660                          | 3,282.75     |
| EQUIPMENT RENTAL                | 3,282.75     |
| 740680                          | 300.00       |
| MEMBERSHIP/ASSOCIATION DUES     | 300.00       |
| 4100                            | 4,700,364.80 |
| ANIMAL SERVICES                 | 4,700,364.80 |
| 710100                          | 113,390.70   |
| SALARY/OFFICIAL-DEPARTMENT HEAD | 113,390.70   |
| 710110                          | 2,147,180.18 |
| SALARY/REGULAR                  | 2,147,180.18 |
| 710130                          | 87,295.53    |
| SALARY/OVERTIME                 | 87,295.53    |
| 710140                          | 6,853.56     |
| SALARY/CELL PHONE ALLOWANCE     | 6,853.56     |
| 720100                          | 174,808.63   |
| SOCIAL SECURITY                 | 174,808.63   |
| 720110                          | 579,923.81   |
| EMPLOYEE INSURANCE              | 579,923.81   |
| 720120                          | 288,822.99   |
| RETIREMENT                      | 288,822.99   |
| 720140                          | 9,744.23     |
| STATE UNEMPLOYMENT TAX          | 9,744.23     |
| 730100                          | 283,622.86   |
| OFFICE SUPPLIES                 | 283,622.86   |
| 730220                          | 23,869.05    |
| REPLACEMENTS                    | 23,869.05    |
| 730240                          | 2,610.63     |
| FUEL                            | 2,610.63     |
| 730290                          | 91,010.00    |
| SPAY/NEUTER PROGRAM EXPENSE     | 91,010.00    |
| 730310                          | 8,958.04     |
| UNIFORMS                        | 8,958.04     |
| 730330                          | 51.95        |
| IT SOFTWARE                     | 51.95        |

|   |              |
|---|--------------|
| 730390  | 488,594.74   |
| MEDICAL SUPPLIES                                | 488,594.74   |
| 740110  | -            |
| IT SOFTWARE MAINTENANCE                         | -            |
| 740120  | 43.16        |
| MEDICAL SERVICES                                | 43.16        |
| 740140  | 47,281.49    |
| VEHICLE MAINTENANCE                             | 47,281.49    |
| 740420  | 1,063.69     |
| COURIER SERVICE                                 | 1,063.69     |
| 740510  | 2,624.23     |
| PROFESSIONAL DEVELOPMENT                        | 2,624.23     |
| 740512  | 16,190.27    |
| PROFESSIONAL SERVICES                           | 16,190.27    |
| 740530  | 4,199.30     |
| MOBILE PHONE AND DATA                           | 4,199.30     |
| 740540  | 7,344.89     |
| TRAVEL EXPENSE                                  | 7,344.89     |
| 740580  | 1,776.29     |
| PRINTING  | 1,776.29     |
| 740620  | 58,589.54    |
| ELECTRICITY                                     | 58,589.54    |
| 740640  | 22,918.98    |
| CONTRACT SERVICES                               | 22,918.98    |
| 740660  | 17,485.31    |
| EQUIPMENT RENTAL                                | 17,485.31    |
| 750400  | 80,355.00    |
| CAPITAL OUTLAY-FURNITURE FIXTURES AND EQUIPMENT | 80,355.00    |
| 750600  | 135,537.00   |
| CAPITAL OUTLAY-VEHICLES                         | 135,537.00   |
| 790100  | (1,781.25)   |
| REIMBURSEMENTS CLEARING                         | (1,781.25)   |
| 4200  | 1,987,875.28 |
| FORENSIC SERVICES                               | 1,987,875.28 |
| 710100  | 270,470.56   |
| SALARY/OFFICIAL-DEPARTMENT HEAD                 | 270,470.56   |
| 710110  | 807,579.73   |
| SALARY/REGULAR                                  | 807,579.73   |
| 710130  | 31,194.11    |
| SALARY/OVERTIME                                 | 31,194.11    |
| 720100  | 64,455.00    |
| SOCIAL SECURITY                                 | 64,455.00    |
| 720110  | 112,107.03   |
| EMPLOYEE INSURANCE                              | 112,107.03   |
| 720120  | 136,180.35   |
| RETIREMENT                                      | 136,180.35   |
| 720140  | 2,143.46     |
| STATE UNEMPLOYMENT TAX                          | 2,143.46     |
| 730100  | 26,280.26    |
| OFFICE SUPPLIES                                 | 26,280.26    |
| 730110  | 2,520.47     |
| POSTAGE   | 2,520.47     |
| 730120  | (300.00)     |
| BOOK SUPPLEMENTS                                | (300.00)     |

|                                   |            |
|-----------------------------------|------------|
| 730140                            | (33.58)    |
| JANITOR SUPPLIES                  | (33.58)    |
| 730210                            | 1,937.30   |
| DATA PROCESSING SUPPLIES          | 1,937.30   |
| 730240                            | 988.74     |
| FUEL                              | 988.74     |
| 730310                            | 521.08     |
| UNIFORMS                          | 521.08     |
| 730390                            | 53,699.94  |
| MEDICAL SUPPLIES                  | 53,699.94  |
| 740120                            | 4,788.13   |
| MEDICAL SERVICES                  | 4,788.13   |
| 740140                            | 545.68     |
| VEHICLE MAINTENANCE               | 545.68     |
| 740510                            | 1,120.00   |
| PROFESSIONAL DEVELOPMENT          | 1,120.00   |
| 740512                            | 19,934.28  |
| PROFESSIONAL SERVICES             | 19,934.28  |
| 740530                            | 2,594.14   |
| MOBILE PHONE AND DATA             | 2,594.14   |
| 740540                            | 4,657.40   |
| TRAVEL EXPENSE                    | 4,657.40   |
| 740560                            | 173,350.00 |
| TRANSPORTATION                    | 173,350.00 |
| 740620                            | 17,278.60  |
| ELECTRICITY                       | 17,278.60  |
| 740640                            | 247,644.17 |
| CONTRACT SERVICES                 | 247,644.17 |
| 740660                            | 5,088.43   |
| EQUIPMENT RENTAL                  | 5,088.43   |
| 740680                            | 1,155.00   |
| MEMBERSHIP/ASSOCIATION DUES       | 1,155.00   |
| 790100                            | (25.00)    |
| REIMBURSEMENTS CLEARING           | (25.00)    |
| 4300                              | 693.89     |
| MCCD-COUNTY APPROPRIATIONS (CDBG) | 693.89     |
| 730100                            | 127.92     |
| OFFICE SUPPLIES                   | 127.92     |
| 740512                            | 560.00     |
| PROFESSIONAL SERVICES             | 560.00     |
| 740660                            | 5.97       |
| EQUIPMENT RENTAL                  | 5.97       |
| 4400                              | 993,726.06 |
| CONVENTION CENTER                 | 993,726.06 |
| 710100                            | 126,469.50 |
| SALARY/OFFICIAL-DEPARTMENT HEAD   | 126,469.50 |
| 710110                            | 292,951.16 |
| SALARY/REGULAR                    | 292,951.16 |
| 710130                            | 5,210.10   |
| SALARY/OVERTIME                   | 5,210.10   |
| 720100                            | 31,635.48  |
| SOCIAL SECURITY                   | 31,635.48  |
| 720110                            | 96,390.57  |
| EMPLOYEE INSURANCE                | 96,390.57  |



|                             |              |
|-----------------------------|--------------|
| 720120                      | 52,335.61    |
| RETIREMENT                  | 52,335.61    |
| 720140                      | 1,568.28     |
| STATE UNEMPLOYMENT TAX      | 1,568.28     |
| 730100                      | 20,533.29    |
| OFFICE SUPPLIES             | 20,533.29    |
| 730140                      | 10,241.05    |
| JANITOR SUPPLIES            | 10,241.05    |
| 730220                      | 18,815.40    |
| REPLACEMENTS                | 18,815.40    |
| 730240                      | 892.25       |
| FUEL                        | 892.25       |
| 730250                      | 2,613.47     |
| SHOP SUPPLIES               | 2,613.47     |
| 730260                      | 386.93       |
| VEHICLE SUPPLIES            | 386.93       |
| 730262                      | 1,354.57     |
| RADIO SUPPLIES              | 1,354.57     |
| 730310                      | 1,331.43     |
| UNIFORMS                    | 1,331.43     |
| 730350                      | 130.93       |
| AGRICULTURE SUPPLIES        | 130.93       |
| 730370                      | 26.00        |
| PERIODICALS                 | 26.00        |
| 740140                      | 8,353.33     |
| VEHICLE MAINTENANCE         | 8,353.33     |
| 740150                      | 71,689.45    |
| LANDSCAPE MAINTENANCE       | 71,689.45    |
| 740510                      | 1,225.00     |
| PROFESSIONAL DEVELOPMENT    | 1,225.00     |
| 740512                      | 52,082.27    |
| PROFESSIONAL SERVICES       | 52,082.27    |
| 740530                      | 2,655.77     |
| MOBILE PHONE AND DATA       | 2,655.77     |
| 740540                      | 4,104.37     |
| TRAVEL EXPENSE              | 4,104.37     |
| 740570                      | 10,980.00    |
| ADVERTISING                 | 10,980.00    |
| 740580                      | 262.56       |
| PRINTING                    | 262.56       |
| 740620                      | 144,038.25   |
| ELECTRICITY                 | 144,038.25   |
| 740640                      | 31,825.84    |
| CONTRACT SERVICES           | 31,825.84    |
| 740660                      | 4,322.80     |
| EQUIPMENT RENTAL            | 4,322.80     |
| 740680                      | 620.00       |
| MEMBERSHIP/ASSOCIATION DUES | 620.00       |
| 740750                      | (129.60)     |
| REMODEL                     | (129.60)     |
| 790100                      | (1,190.00)   |
| REIMBURSEMENTS CLEARING     | (1,190.00)   |
| 4500                        | 9,132,048.05 |
| MEMORIAL LIBRARY            | 9,132,048.05 |

|                                 |              |
|---------------------------------|--------------|
| 710100                          | 141,990.02   |
| SALARY/OFFICIAL-DEPARTMENT HEAD | 141,990.02   |
| 710110                          | 5,442,693.63 |
| SALARY/REGULAR                  | 5,442,693.63 |
| 710130                          | -            |
| SALARY/OVERTIME                 | -            |
| 720100                          | 415,107.00   |
| SOCIAL SECURITY                 | 415,107.00   |
| 720110                          | 1,363,035.36 |
| EMPLOYEE INSURANCE              | 1,363,035.36 |
| 720120                          | 685,240.85   |
| RETIREMENT                      | 685,240.85   |
| 720140                          | 25,153.23    |
| STATE UNEMPLOYMENT TAX          | 25,153.23    |
| 730100                          | 110,573.73   |
| OFFICE SUPPLIES                 | 110,573.73   |
| 730210                          | 7,363.58     |
| DATA PROCESSING SUPPLIES        | 7,363.58     |
| 730220                          | 7,417.50     |
| REPLACEMENTS                    | 7,417.50     |
| 730240                          | 1,425.82     |
| FUEL                            | 1,425.82     |
| 730250                          | 16.97        |
| SHOP SUPPLIES                   | 16.97        |
| 730320                          | 9,787.56     |
| IT HARDWARE                     | 9,787.56     |
| 730370                          | 93,784.70    |
| PERIODICALS                     | 93,784.70    |
| 730380                          | 95,988.01    |
| AUDIO/VISUAL SUPPLIES           | 95,988.01    |
| 740140                          | 1,632.82     |
| VEHICLE MAINTENANCE             | 1,632.82     |
| 740510                          | 715.00       |
| PROFESSIONAL DEVELOPMENT        | 715.00       |
| 740512                          | 208,226.68   |
| PROFESSIONAL SERVICES           | 208,226.68   |
| 740530                          | 645.80       |
| MOBILE PHONE AND DATA           | 645.80       |
| 740540                          | 3,439.11     |
| TRAVEL EXPENSE                  | 3,439.11     |
| 740580                          | 780.65       |
| PRINTING                        | 780.65       |
| 740620                          | 154,588.23   |
| ELECTRICITY                     | 154,588.23   |
| 740640                          | 376.25       |
| CONTRACT SERVICES               | 376.25       |
| 740660                          | 7,611.12     |
| EQUIPMENT RENTAL                | 7,611.12     |
| 750700                          | 354,454.43   |
| CAPITAL OUTLAY-BOOKS            | 354,454.43   |
| 4600                            | 688,405.45   |
| EXTENSION AGENTS                | 688,405.45   |
| 710110                          | 263,510.67   |
| SALARY/REGULAR                  | 263,510.67   |

|                                 |            |
|---------------------------------|------------|
| 710120                          |            |
| SALARY/OTHER                    | 177,243.85 |
| 710130                          | 177,243.85 |
| SALARY/OVERTIME                 | 18.46      |
| 720100                          | 18.46      |
| SOCIAL SECURITY                 | 33,163.09  |
| 720110                          | 33,163.09  |
| EMPLOYEE INSURANCE              | 124,877.22 |
| 720120                          | 124,877.22 |
| RETIREMENT                      | 32,321.20  |
| 720140                          | 32,321.20  |
| STATE UNEMPLOYMENT TAX          | 1,863.16   |
| 730100                          | 1,863.16   |
| OFFICE SUPPLIES                 | 9,800.25   |
| 730210                          | 9,800.25   |
| DATA PROCESSING SUPPLIES        | 1,218.36   |
| 730220                          | 1,218.36   |
| REPLACEMENTS                    | 550.00     |
| 730320                          | 550.00     |
| IT HARDWARE                     | 1,105.00   |
| 740510                          | 1,105.00   |
| PROFESSIONAL DEVELOPMENT        | 1,240.00   |
| 740512                          | 1,240.00   |
| PROFESSIONAL SERVICES           | 75.00      |
| 740540                          | 75.00      |
| TRAVEL EXPENSE                  | 17,039.95  |
| 740620                          | 17,039.95  |
| ELECTRICITY                     | 13,128.07  |
| 740660                          | 13,128.07  |
| EQUIPMENT RENTAL                | 10,032.24  |
| 740680                          | 10,032.24  |
| MEMBERSHIP/ASSOCIATION DUES     | 1,190.00   |
| 730101                          | 1,190.00   |
| FOOD SUPPLIES                   | 28.93      |
| 5000                            | 28.93      |
| AIRPORT                         | 692,795.25 |
| 710100                          | 692,795.25 |
| SALARY/OFFICIAL-DEPARTMENT HEAD | 107,276.35 |
| 710110                          | 107,276.35 |
| SALARY/REGULAR                  | 329,585.59 |
| 710130                          | 329,585.59 |
| SALARY/OVERTIME                 | 6,200.79   |
| 710140                          | 6,200.79   |
| SALARY/CELL PHONE ALLOWANCE     | 869.07     |
| 720100                          | 869.07     |
| SOCIAL SECURITY                 | 33,055.05  |
| 720110                          | 33,055.05  |
| EMPLOYEE INSURANCE              | 80,505.69  |
| 720120                          | 80,505.69  |
| RETIREMENT                      | 54,450.22  |
| 720140                          | 54,450.22  |
| STATE UNEMPLOYMENT TAX          | 1,722.42   |
| 730100                          | 1,722.42   |
| OFFICE SUPPLIES                 | 1,431.66   |
|                                 | 1,431.66   |

|                                  |            |
|----------------------------------|------------|
| 730110                           |            |
| POSTAGE                          | 6.11       |
| 730220                           | 6.11       |
| REPLACEMENTS                     | 7,854.17   |
| 730240                           | 7,854.17   |
| FUEL                             | 5,561.58   |
| 730250                           | 5,561.58   |
| SHOP SUPPLIES                    | 1,248.89   |
| 730260                           | 1,248.89   |
| VEHICLE SUPPLIES                 | 33.76      |
| 730310                           | 33.76      |
| UNIFORMS                         | 442.78     |
| 730350                           | 442.78     |
| AGRICULTURE SUPPLIES             | 81.50      |
| 740140                           | 81.50      |
| VEHICLE MAINTENANCE              | 6,970.89   |
| 740150                           | 6,970.89   |
| LANDSCAPE MAINTENANCE            | 10,506.00  |
| 740510                           | 10,506.00  |
| PROFESSIONAL DEVELOPMENT         | 400.00     |
| 740512                           | 400.00     |
| PROFESSIONAL SERVICES            | 1,000.00   |
| 740528                           | 1,000.00   |
| PROFESSIONAL SERVICES-STORMWATER | 500.00     |
| 740530                           | 500.00     |
| MOBILE PHONE AND DATA            | 1,478.07   |
| 740570                           | 1,478.07   |
| ADVERTISING                      | 125.00     |
| 740580                           | 125.00     |
| PRINTING                         | 429.12     |
| 740620                           | 429.12     |
| ELECTRICITY                      | 38,183.61  |
| 740622                           | 38,183.61  |
| GAS                              | 15.10      |
| 740640                           | 15.10      |
| CONTRACT SERVICES                | 190.00     |
| 740660                           | 190.00     |
| EQUIPMENT RENTAL                 | 1,996.10   |
| 740680                           | 1,996.10   |
| MEMBERSHIP/ASSOCIATION DUES      | 925.00     |
| 740970                           | 925.00     |
| FREIGHT AND HANDLING             | 139.81     |
| 790100                           | 139.81     |
| REIMBURSEMENTS CLEARING          | (400.00)   |
| 740260                           | (400.00)   |
| INTEREST ON CREDIT CARDS         | 10.92      |
| 5050                             | 10.92      |
| CUSTOMS                          | 169,602.47 |
| 730100                           | 169,602.47 |
| OFFICE SUPPLIES                  | 95.18      |
| 730240                           | 95.18      |
| FUEL                             | 182.71     |
| 740512                           | 182.71     |
| PROFESSIONAL SERVICES            | 142,796.68 |
|                                  | 142,796.68 |

|                                 |               |
|---------------------------------|---------------|
| 740640                          | 7,087.63      |
| CONTRACT SERVICES               | 7,087.63      |
| 740656                          | 18,000.00     |
| RENT AND LEASES                 | 18,000.00     |
| 740660                          | 1,440.27      |
| EQUIPMENT RENTAL                | 1,440.27      |
| 5060                            | 679.65        |
| ARE                             | 679.65        |
| 740140                          | 679.65        |
| VEHICLE MAINTENANCE             | 679.65        |
| 5100                            | 11,469,442.25 |
| DISTRICT ATTORNEY               | 11,469,442.25 |
| 710100                          | 38,217.30     |
| SALARY/OFFICIAL-DEPARTMENT HEAD | 38,217.30     |
| 710110                          | 8,032,170.46  |
| SALARY/REGULAR                  | 8,032,170.46  |
| 710130                          | 18,294.44     |
| SALARY/OVERTIME                 | 18,294.44     |
| 710140                          | 937.77        |
| SALARY/CELL PHONE ALLOWANCE     | 937.77        |
| 710150                          | 173,760.57    |
| SALARY/SPECIAL PAY              | 173,760.57    |
| 720100                          | 615,159.78    |
| SOCIAL SECURITY                 | 615,159.78    |
| 720110                          | 1,136,071.57  |
| EMPLOYEE INSURANCE              | 1,136,071.57  |
| 720120                          | 1,014,585.19  |
| RETIREMENT                      | 1,014,585.19  |
| 720140                          | 20,191.98     |
| STATE UNEMPLOYMENT TAX          | 20,191.98     |
| 730100                          | 66,350.45     |
| OFFICE SUPPLIES                 | 66,350.45     |
| 730120                          | 12,703.80     |
| BOOK SUPPLEMENTS                | 12,703.80     |
| 730140                          | (7,905.11)    |
| JANITOR SUPPLIES                | (7,905.11)    |
| 730240                          | 31,252.22     |
| FUEL                            | 31,252.22     |
| 730280                          | 572.85        |
| CANINE EXPENSES                 | 572.85        |
| 730310                          | 7,697.52      |
| UNIFORMS                        | 7,697.52      |
| 730330                          | 6,913.41      |
| IT SOFTWARE                     | 6,913.41      |
| 730390                          | (7,145.47)    |
| MEDICAL SUPPLIES                | (7,145.47)    |
| 740110                          | 357.00        |
| IT SOFTWARE MAINTENANCE         | 357.00        |
| 740140                          | 41,237.13     |
| VEHICLE MAINTENANCE             | 41,237.13     |
| 740160                          | 7,768.71      |
| SPECIAL INVESTIGATION           | 7,768.71      |
| 740220                          | 94.39         |
| LEGAL/LITIGATION COSTS          | 94.39         |

|  |              |
|--|--------------|
| 740420   | 963.17       |
| COURIER SERVICE                                    | 963.17       |
| 740484   | 132.00       |
| COURT REPORTER TRANSCRIPT                          | 132.00       |
| 740504   | 45,251.76    |
| ONLINE SERVICES                                    | 45,251.76    |
| 740510   | 27,473.27    |
| PROFESSIONAL DEVELOPMENT                           | 27,473.27    |
| 740512   | 37,974.59    |
| PROFESSIONAL SERVICES                              | 37,974.59    |
| 740530   | 21,076.85    |
| MOBILE PHONE AND DATA                              | 21,076.85    |
| 740540   | 23,591.64    |
| TRAVEL EXPENSE                                     | 23,591.64    |
| 740580   | 59.88        |
| PRINTING   | 59.88        |
| 740640   | 6,210.97     |
| CONTRACT SERVICES                                  | 6,210.97     |
| 740660   | 51,780.27    |
| EQUIPMENT RENTAL                                   | 51,780.27    |
| 740680   | 40.45        |
| MEMBERSHIP/ASSOCIATION DUES                        | 40.45        |
| 740970   | 73.15        |
| FREIGHT AND HANDLING                               | 73.15        |
| 750400   | 3,200.00     |
| CAPITAL OUTLAY-FURNITURE FIXTURES AND EQUIPMENT    | 3,200.00     |
| 750600   | 42,748.07    |
| CAPITAL OUTLAY-VEHICLES                            | 42,748.07    |
| 790100   | (939.82)     |
| REIMBURSEMENTS CLEARING                            | (939.82)     |
| 740260   | 20.74        |
| INTEREST ON CREDIT CARDS                           | 20.74        |
| 730360   | 499.30       |
| ARMORY EXPENSE                                     | 499.30       |
| 5101   | 13,382.68    |
| DISTRICT ATTORNEY STATE FUNDS                      | 13,382.68    |
| 710150   | 8,648.06     |
| SALARY/SPECIAL PAY                                 | 8,648.06     |
| 720100   | 642.12       |
| SOCIAL SECURITY                                    | 642.12       |
| 720110   | 1,351.04     |
| EMPLOYEE INSURANCE                                 | 1,351.04     |
| 720120   | 1,061.13     |
| RETIREMENT   | 1,061.13     |
| 720140   | 1.57         |
| STATE UNEMPLOYMENT TAX                             | 1.57         |
| 730100   | 1,568.76     |
| OFFICE SUPPLIES                                    | 1,568.76     |
| 740680   | 110.00       |
| MEMBERSHIP/ASSOCIATION DUES                        | 110.00       |
| 5200   | 1,560,569.48 |
| OFFICE OF HOMELAND SECURITY & EMERGENCY MANAGEMENT | 1,560,569.48 |
| 710100   | 68,856.03    |
| SALARY/OFFICIAL-DEPARTMENT HEAD                    | 68,856.03    |

|   |              |
|---|--------------|
| 710110  | 340,430.31   |
| SALARY/REGULAR                                  | 340,430.31   |
| 710130  | 4,653.94     |
| SALARY/OVERTIME                                 | 4,653.94     |
| 720100  | 30,842.71    |
| SOCIAL SECURITY                                 | 30,842.71    |
| 720110  | 53,876.53    |
| EMPLOYEE INSURANCE                              | 53,876.53    |
| 720120  | 50,869.59    |
| RETIREMENT                                      | 50,869.59    |
| 720140  | 998.38       |
| STATE UNEMPLOYMENT TAX                          | 998.38       |
| 730100  | 959,473.44   |
| OFFICE SUPPLIES                                 | 959,473.44   |
| 730140  | 40.66        |
| JANITOR SUPPLIES                                | 40.66        |
| 730240  | 2,084.86     |
| FUEL  | 2,084.86     |
| 730260  | 776.00       |
| VEHICLE SUPPLIES                                | 776.00       |
| 730390  | -            |
| MEDICAL SUPPLIES                                | -            |
| 740140  | 736.06       |
| VEHICLE MAINTENANCE                             | 736.06       |
| 740530  | 4,735.47     |
| MOBILE PHONE AND DATA                           | 4,735.47     |
| 740540  | 2,288.26     |
| TRAVEL EXPENSE                                  | 2,288.26     |
| 740620  | 28,595.46    |
| ELECTRICITY                                     | 28,595.46    |
| 740640  | 300.46       |
| CONTRACT SERVICES                               | 300.46       |
| 740660  | 3,889.11     |
| EQUIPMENT RENTAL                                | 3,889.11     |
| 740694  | 1,757.00     |
| FOOD SERVICE                                    | 1,757.00     |
| 750400  | 6,123.51     |
| CAPITAL OUTLAY-FURNITURE FIXTURES AND EQUIPMENT | 6,123.51     |
| 790100  | (1,002.65)   |
| REIMBURSEMENTS CLEARING                         | (1,002.65)   |
| 730101  | 244.35       |
| FOOD SUPPLIES                                   | 244.35       |
| 5300  | 1,041,047.44 |
| FIRE MARSHAL - INVESTIGATIONS                   | 1,041,047.44 |
| 710100  | 133,290.07   |
| SALARY/OFFICIAL-DEPARTMENT HEAD                 | 133,290.07   |
| 710110  | 487,894.43   |
| SALARY/REGULAR                                  | 487,894.43   |
| 710130  | 8,795.28     |
| SALARY/OVERTIME                                 | 8,795.28     |
| 710150  | 20,280.00    |
| SALARY/SPECIAL PAY                              | 20,280.00    |
| 720100  | 48,684.00    |
| SOCIAL SECURITY                                 | 48,684.00    |

|   |  |            |
|---|--|------------|
| 720110  |  | 81,406.78  |
| EMPLOYEE INSURANCE                              |  | 81,406.78  |
| 720120  |  | 79,787.15  |
| RETIREMENT                                      |  | 79,787.15  |
| 720140  |  | 1,625.55   |
| STATE UNEMPLOYMENT TAX                          |  | 1,625.55   |
| 730100  |  | 18,159.03  |
| OFFICE SUPPLIES                                 |  | 18,159.03  |
| 730240  |  | 13,984.32  |
| FUEL  |  | 13,984.32  |
| 730260  |  | 454.19     |
| VEHICLE SUPPLIES                                |  | 454.19     |
| 730270  |  | 3,012.56   |
| LAW ENFORCEMENT SPECIFIC SUPPLIES               |  | 3,012.56   |
| 730280  |  | 2,254.46   |
| CANINE EXPENSES                                 |  | 2,254.46   |
| 730310  |  | 1,500.00   |
| UNIFORMS  |  | 1,500.00   |
| 730390  |  | (980.00)   |
| MEDICAL SUPPLIES                                |  | (980.00)   |
| 740140  |  | 5,655.42   |
| VEHICLE MAINTENANCE                             |  | 5,655.42   |
| 740510  |  | 5,025.00   |
| PROFESSIONAL DEVELOPMENT                        |  | 5,025.00   |
| 740530  |  | 4,708.40   |
| MOBILE PHONE AND DATA                           |  | 4,708.40   |
| 740540  |  | 3,908.12   |
| TRAVEL EXPENSE                                  |  | 3,908.12   |
| 740660  |  | 1,741.80   |
| EQUIPMENT RENTAL                                |  | 1,741.80   |
| 740680  |  | 572.64     |
| MEMBERSHIP/ASSOCIATION DUES                     |  | 572.64     |
| 750400  |  | 45,498.81  |
| CAPITAL OUTLAY-FURNITURE FIXTURES AND EQUIPMENT |  | 45,498.81  |
| 750600  |  | 73,833.46  |
| CAPITAL OUTLAY-VEHICLES                         |  | 73,833.46  |
| 790100  |  | (44.03)    |
| REIMBURSEMENTS CLEARING                         |  | (44.03)    |
| 5301  |  | 967,575.25 |
| FIRE MARSHAL INSPECTIONS                        |  | 967,575.25 |
| 710110  |  | 597,679.74 |
| SALARY/REGULAR                                  |  | 597,679.74 |
| 710130  |  | 5,612.94   |
| SALARY/OVERTIME                                 |  | 5,612.94   |
| 720100  |  | 43,933.44  |
| SOCIAL SECURITY                                 |  | 43,933.44  |
| 720110  |  | 105,163.33 |
| EMPLOYEE INSURANCE                              |  | 105,163.33 |
| 720120  |  | 74,023.78  |
| RETIREMENT                                      |  | 74,023.78  |
| 720140  |  | 1,822.79   |
| STATE UNEMPLOYMENT TAX                          |  | 1,822.79   |
| 730100  |  | 19,906.96  |
| OFFICE SUPPLIES                                 |  | 19,906.96  |



|   |              |
|---|--------------|
| 730240  | 18,374.77    |
| FUEL  | 18,374.77    |
| 730270  | 4,990.75     |
| LAW ENFORCEMENT SPECIFIC SUPPLIES               | 4,990.75     |
| 730310  | 1,425.00     |
| UNIFORMS  | 1,425.00     |
| 740140  | 2,133.42     |
| VEHICLE MAINTENANCE                             | 2,133.42     |
| 740510  | 408.00       |
| PROFESSIONAL DEVELOPMENT                        | 408.00       |
| 740530  | 8,321.39     |
| MOBILE PHONE AND DATA                           | 8,321.39     |
| 740540  | 2,782.16     |
| TRAVEL EXPENSE                                  | 2,782.16     |
| 740660  | 2,069.83     |
| EQUIPMENT RENTAL                                | 2,069.83     |
| 740680  | 405.00       |
| MEMBERSHIP/ASSOCIATION DUES                     | 405.00       |
| 750400  | 11,042.99    |
| CAPITAL OUTLAY-FURNITURE FIXTURES AND EQUIPMENT | 11,042.99    |
| 750600  | 67,478.96    |
| CAPITAL OUTLAY-VEHICLES                         | 67,478.96    |
| 5400  | 1,882,134.11 |
| JUVENILE PROBATION-ADMINISTRATIVE               | 1,882,134.11 |
| 710100  | 152,628.30   |
| SALARY/OFFICIAL-DEPARTMENT HEAD                 | 152,628.30   |
| 710110  | 1,082,122.78 |
| SALARY/REGULAR                                  | 1,082,122.78 |
| 710130  | 1,470.41     |
| SALARY/OVERTIME                                 | 1,470.41     |
| 710140  | 470.36       |
| SALARY/CELL PHONE ALLOWANCE                     | 470.36       |
| 720100  | 91,371.94    |
| SOCIAL SECURITY                                 | 91,371.94    |
| 720110  | 303,699.22   |
| EMPLOYEE INSURANCE                              | 303,699.22   |
| 720120  | 151,742.46   |
| RETIREMENT                                      | 151,742.46   |
| 720140  | 4,582.46     |
| STATE UNEMPLOYMENT TAX                          | 4,582.46     |
| 730100  | 2,298.26     |
| OFFICE SUPPLIES                                 | 2,298.26     |
| 730220  | 40.96        |
| REPLACEMENTS                                    | 40.96        |
| 740420  | 11.63        |
| COURIER SERVICE                                 | 11.63        |
| 740512  | 80,563.35    |
| PROFESSIONAL SERVICES                           | 80,563.35    |
| 740530  | 418.67       |
| MOBILE PHONE AND DATA                           | 418.67       |
| 740580  | 25.99        |
| PRINTING  | 25.99        |
| 740620  | 8,611.70     |
| ELECTRICITY                                     | 8,611.70     |

|                              |              |
|------------------------------|--------------|
| 740660                       | 2,550.62     |
| EQUIPMENT RENTAL             | 2,550.62     |
| 740790                       | (475.00)     |
| ELECTRONIC MONITORING        | (475.00)     |
| 5401                         | 3,525,866.81 |
| JUVENILE PROBATION-DETENTION | 3,525,866.81 |
| 710110                       | 2,333,159.75 |
| SALARY/REGULAR               | 2,333,159.75 |
| 710130                       | 13,375.23    |
| SALARY/OVERTIME              | 13,375.23    |
| 710140                       | 940.73       |
| SALARY/CELL PHONE ALLOWANCE  | 940.73       |
| 720100                       | 175,843.16   |
| SOCIAL SECURITY              | 175,843.16   |
| 720110                       | 550,303.05   |
| EMPLOYEE INSURANCE           | 550,303.05   |
| 720120                       | 288,032.27   |
| RETIREMENT                   | 288,032.27   |
| 720140                       | 10,737.85    |
| STATE UNEMPLOYMENT TAX       | 10,737.85    |
| 730100                       | 2,971.41     |
| OFFICE SUPPLIES              | 2,971.41     |
| 730140                       | 13,487.38    |
| JANITOR SUPPLIES             | 13,487.38    |
| 730150                       | 4,789.11     |
| INMATE SUPPLIES              | 4,789.11     |
| 730220                       | 5,505.99     |
| REPLACEMENTS                 | 5,505.99     |
| 730310                       | 239.20       |
| UNIFORMS                     | 239.20       |
| 730390                       | 95.93        |
| MEDICAL SUPPLIES             | 95.93        |
| 740130                       | 20,000.00    |
| PHYSICIAN SERVICES           | 20,000.00    |
| 740140                       | 5,104.48     |
| VEHICLE MAINTENANCE          | 5,104.48     |
| 740512                       | 7,705.66     |
| PROFESSIONAL SERVICES        | 7,705.66     |
| 740530                       | 56.25        |
| MOBILE PHONE AND DATA        | 56.25        |
| 740620                       | 68,966.58    |
| ELECTRICITY                  | 68,966.58    |
| 740660                       | 216.94       |
| EQUIPMENT RENTAL             | 216.94       |
| 740694                       | 24,336.64    |
| FOOD SERVICE                 | 24,336.64    |
| 790100                       | (0.80)       |
| REIMBURSEMENTS CLEARING      | (0.80)       |
| 5402                         | 50,853.55    |
| JUVENILE PROBATION-LOCAL     | 50,853.55    |
| 730100                       | 397.80       |
| OFFICE SUPPLIES              | 397.80       |
| 740512                       | 6,861.91     |
| PROFESSIONAL SERVICES        | 6,861.91     |

|   |              |
|---|--------------|
| 740640  | 43,376.16    |
| CONTRACT SERVICES                               | 43,376.16    |
| 740694  | 217.68       |
| FOOD SERVICE                                    | 217.68       |
| 5500  | 3,827,522.12 |
| ADULT PROBATION                                 | 3,827,522.12 |
| 710100  | 150,483.32   |
| SALARY/OFFICIAL-DEPARTMENT HEAD                 | 150,483.32   |
| 710110  | 3,007,698.53 |
| SALARY/REGULAR                                  | 3,007,698.53 |
| 710130  | 16,476.19    |
| SALARY/OVERTIME                                 | 16,476.19    |
| 710140  | 12,309.12    |
| SALARY/CELL PHONE ALLOWANCE                     | 12,309.12    |
| 720100  | 230,305.80   |
| SOCIAL SECURITY                                 | 230,305.80   |
| 720120  | 391,040.57   |
| RETIREMENT                                      | 391,040.57   |
| 720140  | 12,047.10    |
| STATE UNEMPLOYMENT TAX                          | 12,047.10    |
| 730100  | 1,546.56     |
| OFFICE SUPPLIES                                 | 1,546.56     |
| 740640  | 2,128.86     |
| CONTRACT SERVICES                               | 2,128.86     |
| 740660  | 79.60        |
| EQUIPMENT RENTAL                                | 79.60        |
| 750300  | 2,750.48     |
| CAPITAL OUTLAY-BUILDING                         | 2,750.48     |
| 740100  | 655.99       |
| IT HARDWARE MAINTENANCE                         | 655.99       |
| 5501  | 334,977.66   |
| BOND SUPERVISION                                | 334,977.66   |
| 710110  | 276,161.72   |
| SALARY/REGULAR                                  | 276,161.72   |
| 710130  | 3,622.66     |
| SALARY/OVERTIME                                 | 3,622.66     |
| 710140  | 605.49       |
| SALARY/CELL PHONE ALLOWANCE                     | 605.49       |
| 720100  | 20,073.81    |
| SOCIAL SECURITY                                 | 20,073.81    |
| 720120  | 34,403.57    |
| RETIREMENT                                      | 34,403.57    |
| 720140  | 110.41       |
| STATE UNEMPLOYMENT TAX                          | 110.41       |
| 5600  | 33,659.70    |
| COMMISSIONS                                     | 33,659.70    |
| 730100  | 27,090.34    |
| OFFICE SUPPLIES                                 | 27,090.34    |
| 730260  | 2,340.00     |
| VEHICLE SUPPLIES                                | 2,340.00     |
| 730270  | 3,810.25     |
| LAW ENFORCEMENT SPECIFIC SUPPLIES               | 3,810.25     |
| 750400  | 419.11       |
| CAPITAL OUTLAY-FURNITURE FIXTURES AND EQUIPMENT | 419.11       |

|                                   |              |
|-----------------------------------|--------------|
| 5602                              |              |
| LEOSE                             | 5,449.59     |
| 740510                            | 5,449.59     |
| PROFESSIONAL DEVELOPMENT          | 5,449.59     |
| 6000                              | 5,449.59     |
| SHERIFF                           | 2,366,385.37 |
| 710100                            | 2,366,385.37 |
| SALARY/OFFICIAL-DEPARTMENT HEAD   | 170,267.44   |
| 710110                            | 170,267.44   |
| SALARY/REGULAR                    | 1,413,899.86 |
| 710130                            | 1,413,899.86 |
| SALARY/OVERTIME                   | 131,041.67   |
| 720100                            | 131,041.67   |
| SOCIAL SECURITY                   | 127,634.11   |
| 720110                            | 127,634.11   |
| EMPLOYEE INSURANCE                | 165,024.97   |
| 720120                            | 165,024.97   |
| RETIREMENT                        | 210,456.18   |
| 720140                            | 210,456.18   |
| STATE UNEMPLOYMENT TAX            | 2,679.77     |
| 730100                            | 2,679.77     |
| OFFICE SUPPLIES                   | 3,598.72     |
| 730140                            | 3,598.72     |
| JANITOR SUPPLIES                  | (1,078.92)   |
| 730270                            | (1,078.92)   |
| LAW ENFORCEMENT SPECIFIC SUPPLIES | 20,197.18    |
| 730390                            | 20,197.18    |
| MEDICAL SUPPLIES                  | (8,919.54)   |
| 740420                            | (8,919.54)   |
| COURIER SERVICE                   | 1,525.96     |
| 740510                            | 1,525.96     |
| PROFESSIONAL DEVELOPMENT          | 153.63       |
| 740512                            | 153.63       |
| PROFESSIONAL SERVICES             | 1,009.85     |
| 740540                            | 1,009.85     |
| TRAVEL EXPENSE                    | 1,887.55     |
| 740580                            | 1,887.55     |
| PRINTING                          | 866.00       |
| 740620                            | 866.00       |
| ELECTRICITY                       | 122,527.25   |
| 740628                            | 122,527.25   |
| TELEPHONE-FIBER OPTIC-RESTRICTED  | 46.20        |
| 740660                            | 46.20        |
| EQUIPMENT RENTAL                  | 5,764.56     |
| 790100                            | 5,764.56     |
| REIMBURSEMENTS CLEARING           | (2,197.07)   |
| 6100                              | (2,197.07)   |
| SHERIFF HOMELAND SECURITY         | 5,926,875.85 |
| 710110                            | 5,926,875.85 |
| SALARY/REGULAR                    | 3,770,159.17 |
| 710130                            | 3,770,159.17 |
| SALARY/OVERTIME                   | 180,159.87   |
| 710150                            | 180,159.87   |
| SALARY/SPECIAL PAY                | 38,100.00    |
|                                   | 38,100.00    |

|                                   |              |
|-----------------------------------|--------------|
| 720100                            | 296,621.00   |
| SOCIAL SECURITY                   | 296,621.00   |
| 720110                            | 650,198.86   |
| EMPLOYEE INSURANCE                | 650,198.86   |
| 720120                            | 489,379.13   |
| RETIREMENT                        | 489,379.13   |
| 720140                            | 10,677.63    |
| STATE UNEMPLOYMENT TAX            | 10,677.63    |
| 730100                            | 1,685.11     |
| OFFICE SUPPLIES                   | 1,685.11     |
| 730220                            | 8,329.38     |
| REPLACEMENTS                      | 8,329.38     |
| 730270                            | 218,950.91   |
| LAW ENFORCEMENT SPECIFIC SUPPLIES | 218,950.91   |
| 730280                            | 10,372.40    |
| CANINE EXPENSES                   | 10,372.40    |
| 730330                            | 600.00       |
| IT SOFTWARE                       | 600.00       |
| 740110                            | 3,066.00     |
| IT SOFTWARE MAINTENANCE           | 3,066.00     |
| 740510                            | 36,824.00    |
| PROFESSIONAL DEVELOPMENT          | 36,824.00    |
| 740512                            | 50.00        |
| PROFESSIONAL SERVICES             | 50.00        |
| 740530                            | 2,350.00     |
| MOBILE PHONE AND DATA             | 2,350.00     |
| 740540                            | 18,251.92    |
| TRAVEL EXPENSE                    | 18,251.92    |
| 740580                            | 140.00       |
| PRINTING                          | 140.00       |
| 740640                            | 1,030.00     |
| CONTRACT SERVICES                 | 1,030.00     |
| 740656                            | 5,225.00     |
| RENT AND LEASES                   | 5,225.00     |
| 740660                            | 6,339.78     |
| EQUIPMENT RENTAL                  | 6,339.78     |
| 730360                            | 178,365.69   |
| ARMORY EXPENSE                    | 178,365.69   |
| 6201                              | 2,630,561.71 |
| SHERIFF HOMICIDE VIOLENT CRIME    | 2,630,561.71 |
| 710110                            | 1,850,948.25 |
| SALARY/REGULAR                    | 1,850,948.25 |
| 710130                            | 65,969.58    |
| SALARY/OVERTIME                   | 65,969.58    |
| 720100                            | 143,740.86   |
| SOCIAL SECURITY                   | 143,740.86   |
| 720110                            | 299,508.94   |
| EMPLOYEE INSURANCE                | 299,508.94   |
| 720120                            | 235,279.35   |
| RETIREMENT                        | 235,279.35   |
| 720140                            | 5,076.96     |
| STATE UNEMPLOYMENT TAX            | 5,076.96     |
| 730100                            | 8,322.67     |
| OFFICE SUPPLIES                   | 8,322.67     |

|                                   |               |
|-----------------------------------|---------------|
| 740504                            | 299.00        |
| ONLINE SERVICES                   | 299.00        |
| 740510                            | 5,640.00      |
| PROFESSIONAL DEVELOPMENT          | 5,640.00      |
| 740512                            | 1,358.00      |
| PROFESSIONAL SERVICES             | 1,358.00      |
| 740540                            | 7,311.78      |
| TRAVEL EXPENSE                    | 7,311.78      |
| 740580                            | 1,390.26      |
| PRINTING                          | 1,390.26      |
| 740640                            | 1,416.00      |
| CONTRACT SERVICES                 | 1,416.00      |
| 740660                            | 6,400.56      |
| EQUIPMENT RENTAL                  | 6,400.56      |
| 790100                            | (2,100.50)    |
| REIMBURSEMENTS CLEARING           | (2,100.50)    |
| 6202                              | 1,850,512.11  |
| SHERIFF ORGANIZED CRIME           | 1,850,512.11  |
| 710110                            | 1,301,196.46  |
| SALARY/REGULAR                    | 1,301,196.46  |
| 710130                            | 46,466.00     |
| SALARY/OVERTIME                   | 46,466.00     |
| 720100                            | 100,504.25    |
| SOCIAL SECURITY                   | 100,504.25    |
| 720110                            | 210,317.67    |
| EMPLOYEE INSURANCE                | 210,317.67    |
| 720120                            | 165,358.19    |
| RETIREMENT                        | 165,358.19    |
| 720140                            | 3,527.93      |
| STATE UNEMPLOYMENT TAX            | 3,527.93      |
| 730100                            | 2,612.36      |
| OFFICE SUPPLIES                   | 2,612.36      |
| 730270                            | 4,764.82      |
| LAW ENFORCEMENT SPECIFIC SUPPLIES | 4,764.82      |
| 740504                            | 2,820.00      |
| ONLINE SERVICES                   | 2,820.00      |
| 740510                            | 7,411.67      |
| PROFESSIONAL DEVELOPMENT          | 7,411.67      |
| 740530                            | 145.98        |
| MOBILE PHONE AND DATA             | 145.98        |
| 740540                            | 1,456.11      |
| TRAVEL EXPENSE                    | 1,456.11      |
| 740580                            | 239.57        |
| PRINTING                          | 239.57        |
| 740640                            | 2,470.00      |
| CONTRACT SERVICES                 | 2,470.00      |
| 740660                            | 1,817.42      |
| EQUIPMENT RENTAL                  | 1,817.42      |
| 790100                            | (596.32)      |
| REIMBURSEMENTS CLEARING           | (596.32)      |
| 6301                              | 11,883,523.21 |
| SHERIFF PATROL EAST               | 11,883,523.21 |
| 710110                            | 8,287,106.56  |
| SALARY/REGULAR                    | 8,287,106.56  |

|   |  |              |
|---|--|--------------|
| 710130  |  | 83,322.49    |
| SALARY/OVERTIME                                 |  | 83,322.49    |
| 710150  |  | 24,684.00    |
| SALARY/SPECIAL PAY                              |  | 24,684.00    |
| 720100  |  | 625,048.01   |
| SOCIAL SECURITY                                 |  | 625,048.01   |
| 720110  |  | 1,610,137.10 |
| EMPLOYEE INSURANCE                              |  | 1,610,137.10 |
| 720120  |  | 1,030,077.49 |
| RETIREMENT                                      |  | 1,030,077.49 |
| 720140  |  | 25,265.63    |
| STATE UNEMPLOYMENT TAX                          |  | 25,265.63    |
| 730100  |  | 34,281.32    |
| OFFICE SUPPLIES                                 |  | 34,281.32    |
| 730130  |  | 16,225.99    |
| ESTRAY EXPENSE                                  |  | 16,225.99    |
| 730240  |  | 12,946.17    |
| FUEL  |  | 12,946.17    |
| 730270  |  | 18,085.42    |
| LAW ENFORCEMENT SPECIFIC SUPPLIES               |  | 18,085.42    |
| 740510  |  | 6,053.95     |
| PROFESSIONAL DEVELOPMENT                        |  | 6,053.95     |
| 740512  |  | 286.69       |
| PROFESSIONAL SERVICES                           |  | 286.69       |
| 740540  |  | 1,824.34     |
| TRAVEL EXPENSE                                  |  | 1,824.34     |
| 740580  |  | 3,105.03     |
| PRINTING  |  | 3,105.03     |
| 740640  |  | 289.00       |
| CONTRACT SERVICES                               |  | 289.00       |
| 740660  |  | 15,613.16    |
| EQUIPMENT RENTAL                                |  | 15,613.16    |
| 750400  |  | 21,820.86    |
| CAPITAL OUTLAY-FURNITURE FIXTURES AND EQUIPMENT |  | 21,820.86    |
| 750600  |  | 67,350.00    |
| CAPITAL OUTLAY-VEHICLES                         |  | 67,350.00    |
| 6302  |  | 6,635,421.25 |
| SHERIFF PATROL WEST                             |  | 6,635,421.25 |
| 710110  |  | 4,683,481.38 |
| SALARY/REGULAR                                  |  | 4,683,481.38 |
| 710130  |  | 64,697.25    |
| SALARY/OVERTIME                                 |  | 64,697.25    |
| 710150  |  | -            |
| SALARY/SPECIAL PAY                              |  | -            |
| 720100  |  | 354,410.91   |
| SOCIAL SECURITY                                 |  | 354,410.91   |
| 720110  |  | 854,690.97   |
| EMPLOYEE INSURANCE                              |  | 854,690.97   |
| 720120  |  | 582,606.03   |
| RETIREMENT                                      |  | 582,606.03   |
| 720140  |  | 14,298.22    |
| STATE UNEMPLOYMENT TAX                          |  | 14,298.22    |
| 730100  |  | 10,029.99    |
| OFFICE SUPPLIES                                 |  | 10,029.99    |

|   |               |
|---|---------------|
| 730240  |               |
| FUEL  | 12,783.47     |
| 730270  | 12,783.47     |
| LAW ENFORCEMENT SPECIFIC SUPPLIES               | 3,315.42      |
| 740510  | 3,315.42      |
| PROFESSIONAL DEVELOPMENT                        | 4,675.00      |
| 740512  | 4,675.00      |
| PROFESSIONAL SERVICES                           | 733.00        |
| 740540  | 733.00        |
| TRAVEL EXPENSE                                  | 1,405.57      |
| 740580  | 1,405.57      |
| PRINTING  | 838.32        |
| 740640  | 838.32        |
| CONTRACT SERVICES                               | 432.00        |
| 740660  | 432.00        |
| EQUIPMENT RENTAL                                | 9,636.72      |
| 750600  | 9,636.72      |
| CAPITAL OUTLAY-VEHICLES                         | 37,387.00     |
| 6303  | 37,387.00     |
| SHERIFF PATROL SOUTH                            | 11,033,528.18 |
| 710110  | 11,033,528.18 |
| SALARY/REGULAR                                  | 6,410,410.21  |
| 710130  | 6,410,410.21  |
| SALARY/OVERTIME                                 | 717,735.39    |
| 710150  | 717,735.39    |
| SALARY/SPECIAL PAY                              | 5,826.00      |
| 720100  | 5,826.00      |
| SOCIAL SECURITY                                 | 531,108.00    |
| 720110  | 531,108.00    |
| EMPLOYEE INSURANCE                              | 1,223,306.75  |
| 720120  | 1,223,306.75  |
| RETIREMENT                                      | 875,338.96    |
| 720140  | 875,338.96    |
| STATE UNEMPLOYMENT TAX                          | 19,822.91     |
| 730100  | 19,822.91     |
| OFFICE SUPPLIES                                 | 246,294.66    |
| 730270  | 246,294.66    |
| LAW ENFORCEMENT SPECIFIC SUPPLIES               | 10,789.40     |
| 740510  | 10,789.40     |
| PROFESSIONAL DEVELOPMENT                        | 350.00        |
| 740512  | 350.00        |
| PROFESSIONAL SERVICES                           | 31,075.68     |
| 740530  | 31,075.68     |
| MOBILE PHONE AND DATA                           | 38,585.25     |
| 740540  | 38,585.25     |
| TRAVEL EXPENSE                                  | 595.50        |
| 740580  | 595.50        |
| PRINTING  | 2,341.09      |
| 740660  | 2,341.09      |
| EQUIPMENT RENTAL                                | 6,895.38      |
| 750400  | 6,895.38      |
| CAPITAL OUTLAY-FURNITURE FIXTURES AND EQUIPMENT | 287,820.00    |
| 750600  | 287,820.00    |
| CAPITAL OUTLAY-VEHICLES                         | 625,233.00    |
|   | 625,233.00    |



|                                   |              |
|-----------------------------------|--------------|
| 6401                              | 4,340,525.31 |
| SHERIFF DISPATCH                  | 4,340,525.31 |
| 710110                            | 2,862,350.71 |
| SALARY/REGULAR                    | 2,862,350.71 |
| 710130                            | 161,639.58   |
| SALARY/OVERTIME                   | 161,639.58   |
| 720100                            | 226,373.42   |
| SOCIAL SECURITY                   | 226,373.42   |
| 720110                            | 687,405.12   |
| EMPLOYEE INSURANCE                | 687,405.12   |
| 720120                            | 371,042.53   |
| RETIREMENT                        | 371,042.53   |
| 720140                            | 11,371.27    |
| STATE UNEMPLOYMENT TAX            | 11,371.27    |
| 730100                            | 8,614.57     |
| OFFICE SUPPLIES                   | 8,614.57     |
| 730270                            | 4,061.57     |
| LAW ENFORCEMENT SPECIFIC SUPPLIES | 4,061.57     |
| 740510                            | 2,039.00     |
| PROFESSIONAL DEVELOPMENT          | 2,039.00     |
| 740540                            | 2,827.80     |
| TRAVEL EXPENSE                    | 2,827.80     |
| 740660                            | 2,799.74     |
| EQUIPMENT RENTAL                  | 2,799.74     |
| 6402                              | 1,926,239.14 |
| SHERIFF CRIME LAB                 | 1,926,239.14 |
| 710110                            | 1,170,081.13 |
| SALARY/REGULAR                    | 1,170,081.13 |
| 710130                            | 32,660.57    |
| SALARY/OVERTIME                   | 32,660.57    |
| 720100                            | 89,586.31    |
| SOCIAL SECURITY                   | 89,586.31    |
| 720110                            | 220,210.15   |
| EMPLOYEE INSURANCE                | 220,210.15   |
| 720120                            | 147,576.10   |
| RETIREMENT                        | 147,576.10   |
| 720140                            | 3,862.67     |
| STATE UNEMPLOYMENT TAX            | 3,862.67     |
| 730100                            | 1,298.56     |
| OFFICE SUPPLIES                   | 1,298.56     |
| 730220                            | 2,837.19     |
| REPLACEMENTS                      | 2,837.19     |
| 730270                            | 49,983.39    |
| LAW ENFORCEMENT SPECIFIC SUPPLIES | 49,983.39    |
| 730330                            | 4,995.00     |
| IT SOFTWARE                       | 4,995.00     |
| 740110                            | 104,307.90   |
| IT SOFTWARE MAINTENANCE           | 104,307.90   |
| 740390                            | 23,284.00    |
| FORENSIC SERVICES-RESTRICTED      | 23,284.00    |
| 740420                            | 190.70       |
| COURIER SERVICE                   | 190.70       |
| 740510                            | 14,570.00    |
| PROFESSIONAL DEVELOPMENT          | 14,570.00    |

|   |  |              |
|---|--|--------------|
| 740512  |  | 9,975.79     |
| PROFESSIONAL SERVICES                           |  | 9,975.79     |
| 740540  |  | 13,400.82    |
| TRAVEL EXPENSE                                  |  | 13,400.82    |
| 740580  |  | 365.00       |
| PRINTING  |  | 365.00       |
| 740640  |  | 45.00        |
| CONTRACT SERVICES                               |  | 45.00        |
| 740660  |  | 3,557.86     |
| EQUIPMENT RENTAL                                |  | 3,557.86     |
| 750400  |  | 33,451.00    |
| CAPITAL OUTLAY-FURNITURE FIXTURES AND EQUIPMENT |  | 33,451.00    |
| 6403  |  | 4,600,505.93 |
| SHERIFF FLEET                                   |  | 4,600,505.93 |
| 710110  |  | 446,469.35   |
| SALARY/REGULAR                                  |  | 446,469.35   |
| 710130  |  | 26,757.68    |
| SALARY/OVERTIME                                 |  | 26,757.68    |
| 720100  |  | 35,208.57    |
| SOCIAL SECURITY                                 |  | 35,208.57    |
| 720110  |  | 99,250.84    |
| EMPLOYEE INSURANCE                              |  | 99,250.84    |
| 720120  |  | 58,064.97    |
| RETIREMENT                                      |  | 58,064.97    |
| 720140  |  | 1,554.57     |
| STATE UNEMPLOYMENT TAX                          |  | 1,554.57     |
| 730100  |  | 8,706.22     |
| OFFICE SUPPLIES                                 |  | 8,706.22     |
| 730220  |  | 11,648.56    |
| REPLACEMENTS                                    |  | 11,648.56    |
| 730240  |  | 656,764.23   |
| FUEL  |  | 656,764.23   |
| 730250  |  | 11,706.73    |
| SHOP SUPPLIES                                   |  | 11,706.73    |
| 730260  |  | 578,930.31   |
| VEHICLE SUPPLIES                                |  | 578,930.31   |
| 730270  |  | 405,738.00   |
| LAW ENFORCEMENT SPECIFIC SUPPLIES               |  | 405,738.00   |
| 730310  |  | 2,796.49     |
| UNIFORMS  |  | 2,796.49     |
| 740110  |  | 17,094.00    |
| IT SOFTWARE MAINTENANCE                         |  | 17,094.00    |
| 740140  |  | 11,026.75    |
| VEHICLE MAINTENANCE                             |  | 11,026.75    |
| 740510  |  | 786.00       |
| PROFESSIONAL DEVELOPMENT                        |  | 786.00       |
| 740512  |  | 84,095.32    |
| PROFESSIONAL SERVICES                           |  | 84,095.32    |
| 740640  |  | 8,718.22     |
| CONTRACT SERVICES                               |  | 8,718.22     |
| 740660  |  | 40,522.44    |
| EQUIPMENT RENTAL                                |  | 40,522.44    |
| 750400  |  | 39,853.00    |
| CAPITAL OUTLAY-FURNITURE FIXTURES AND EQUIPMENT |  | 39,853.00    |

|                                   |              |
|-----------------------------------|--------------|
| 750600                            |              |
| CAPITAL OUTLAY-VEHICLES           | 2,055,544.42 |
| 790100                            | 2,055,544.42 |
| REIMBURSEMENTS CLEARING           | (730.74)     |
| 6405                              | (730.74)     |
| SHERIFF RADIO                     | 1,097,258.85 |
| 710110                            | 1,097,258.85 |
| SALARY/REGULAR                    | 350,807.02   |
| 710130                            | 350,807.02   |
| SALARY/OVERTIME                   | 11,704.20    |
| 720100                            | 11,704.20    |
| SOCIAL SECURITY                   | 27,385.74    |
| 720110                            | 27,385.74    |
| EMPLOYEE INSURANCE                | 62,591.97    |
| 720120                            | 62,591.97    |
| RETIREMENT                        | 44,479.93    |
| 720140                            | 44,479.93    |
| STATE UNEMPLOYMENT TAX            | 1,313.68     |
| 730100                            | 1,313.68     |
| OFFICE SUPPLIES                   | 18,985.06    |
| 730220                            | 18,985.06    |
| REPLACEMENTS                      | 41,413.38    |
| 730250                            | 41,413.38    |
| SHOP SUPPLIES                     | 20,865.50    |
| 730262                            | 20,865.50    |
| RADIO SUPPLIES                    | 9,244.57     |
| 730270                            | 9,244.57     |
| LAW ENFORCEMENT SPECIFIC SUPPLIES | 10.72        |
| 730330                            | 10.72        |
| IT SOFTWARE                       | 19,185.60    |
| 740110                            | 19,185.60    |
| IT SOFTWARE MAINTENANCE           | 23,018.53    |
| 740510                            | 23,018.53    |
| PROFESSIONAL DEVELOPMENT          | 699.00       |
| 740512                            | 699.00       |
| PROFESSIONAL SERVICES             | 96,511.81    |
| 740540                            | 96,511.81    |
| TRAVEL EXPENSE                    | 720.73       |
| 740620                            | 720.73       |
| ELECTRICITY                       | 22,978.40    |
| 740640                            | 22,978.40    |
| CONTRACT SERVICES                 | 10,885.10    |
| 740660                            | 10,885.10    |
| EQUIPMENT RENTAL                  | 334,457.91   |
| 6406                              | 334,457.91   |
| SHERIFF RTCC                      | 805,735.90   |
| 710110                            | 805,735.90   |
| SALARY/REGULAR                    | 498,458.39   |
| 710130                            | 498,458.39   |
| SALARY/OVERTIME                   | 2,209.57     |
| 720100                            | 2,209.57     |
| SOCIAL SECURITY                   | 37,016.97    |
| 720110                            | 37,016.97    |
| EMPLOYEE INSURANCE                | 105,584.62   |
|                                   | 105,584.62   |

|                                   |              |
|-----------------------------------|--------------|
| 720120                            | 61,431.22    |
| RETIREMENT                        | 61,431.22    |
| 720140                            | 1,610.69     |
| STATE UNEMPLOYMENT TAX            | 1,610.69     |
| 730100                            | 1,574.26     |
| OFFICE SUPPLIES                   | 1,574.26     |
| 730320                            | 373.42       |
| IT HARDWARE                       | 373.42       |
| 740110                            | 3,099.00     |
| IT SOFTWARE MAINTENANCE           | 3,099.00     |
| 740504                            | 86,738.37    |
| ONLINE SERVICES                   | 86,738.37    |
| 740510                            | 3,439.98     |
| PROFESSIONAL DEVELOPMENT          | 3,439.98     |
| 740540                            | 1,430.27     |
| TRAVEL EXPENSE                    | 1,430.27     |
| 740660                            | 2,769.14     |
| EQUIPMENT RENTAL                  | 2,769.14     |
| 6407                              | 1,723,018.44 |
| SHERIFF ACADEMY                   | 1,723,018.44 |
| 710110                            | 888,336.62   |
| SALARY/REGULAR                    | 888,336.62   |
| 710130                            | 11,464.63    |
| SALARY/OVERTIME                   | 11,464.63    |
| 720100                            | 66,944.65    |
| SOCIAL SECURITY                   | 66,944.65    |
| 720110                            | 167,583.46   |
| EMPLOYEE INSURANCE                | 167,583.46   |
| 720120                            | 110,405.56   |
| RETIREMENT                        | 110,405.56   |
| 720140                            | 2,546.76     |
| STATE UNEMPLOYMENT TAX            | 2,546.76     |
| 730100                            | 5,519.91     |
| OFFICE SUPPLIES                   | 5,519.91     |
| 730270                            | 11,951.50    |
| LAW ENFORCEMENT SPECIFIC SUPPLIES | 11,951.50    |
| 730310                            | 347,287.28   |
| UNIFORMS                          | 347,287.28   |
| 740504                            | 26,987.00    |
| ONLINE SERVICES                   | 26,987.00    |
| 740510                            | 58,496.13    |
| PROFESSIONAL DEVELOPMENT          | 58,496.13    |
| 740540                            | 8,319.68     |
| TRAVEL EXPENSE                    | 8,319.68     |
| 740580                            | 160.00       |
| PRINTING                          | 160.00       |
| 740660                            | 7,400.26     |
| EQUIPMENT RENTAL                  | 7,400.26     |
| 740680                            | 9,615.00     |
| MEMBERSHIP/ASSOCIATION DUES       | 9,615.00     |
| 6408                              | 1,585,271.11 |
| SHERIFF MAINTENANCE               | 1,585,271.11 |
| 710110                            | 500,811.69   |
| SALARY/REGULAR                    | 500,811.69   |

|                                   |              |
|-----------------------------------|--------------|
| 710130                            | 9,431.38     |
| SALARY/OVERTIME                   | 9,431.38     |
| 720100                            | 37,078.62    |
| SOCIAL SECURITY                   | 37,078.62    |
| 720110                            | 114,208.74   |
| EMPLOYEE INSURANCE                | 114,208.74   |
| 720120                            | 62,606.46    |
| RETIREMENT                        | 62,606.46    |
| 720140                            | 1,937.06     |
| STATE UNEMPLOYMENT TAX            | 1,937.06     |
| 730100                            | 1,970.76     |
| OFFICE SUPPLIES                   | 1,970.76     |
| 730220                            | 141,309.55   |
| REPLACEMENTS                      | 141,309.55   |
| 730250                            | 18,991.86    |
| SHOP SUPPLIES                     | 18,991.86    |
| 730270                            | 672.02       |
| LAW ENFORCEMENT SPECIFIC SUPPLIES | 672.02       |
| 730310                            | 2,600.69     |
| UNIFORMS                          | 2,600.69     |
| 740512                            | 421,603.58   |
| PROFESSIONAL SERVICES             | 421,603.58   |
| 740640                            | 140,624.92   |
| CONTRACT SERVICES                 | 140,624.92   |
| 740660                            | 12,480.23    |
| EQUIPMENT RENTAL                  | 12,480.23    |
| 740750                            | 118,943.55   |
| REMODEL                           | 118,943.55   |
| 6500                              | 1,447,774.37 |
| SHERIFF ADMINISTRATIVE            | 1,447,774.37 |
| 710110                            | 974,561.24   |
| SALARY/REGULAR                    | 974,561.24   |
| 710130                            | 8,993.48     |
| SALARY/OVERTIME                   | 8,993.48     |
| 720100                            | 73,762.70    |
| SOCIAL SECURITY                   | 73,762.70    |
| 720110                            | 178,268.60   |
| EMPLOYEE INSURANCE                | 178,268.60   |
| 720120                            | 120,711.16   |
| RETIREMENT                        | 120,711.16   |
| 720140                            | 2,606.30     |
| STATE UNEMPLOYMENT TAX            | 2,606.30     |
| 730100                            | 14,059.23    |
| OFFICE SUPPLIES                   | 14,059.23    |
| 730330                            | 500.81       |
| IT SOFTWARE                       | 500.81       |
| 740110                            | 22,239.64    |
| IT SOFTWARE MAINTENANCE           | 22,239.64    |
| 740504                            | 11,669.00    |
| ONLINE SERVICES                   | 11,669.00    |
| 740510                            | 8,229.00     |
| PROFESSIONAL DEVELOPMENT          | 8,229.00     |
| 740512                            | 21,719.00    |
| PROFESSIONAL SERVICES             | 21,719.00    |

|                          |            |
|--------------------------|------------|
| 740540                   |            |
| TRAVEL EXPENSE           | 2,614.78   |
| 740570                   | 2,614.78   |
| ADVERTISING              | 250.00     |
| 740580                   | 250.00     |
| PRINTING                 | 718.00     |
| 740660                   | 718.00     |
| EQUIPMENT RENTAL         | 6,871.43   |
| 6501                     | 6,871.43   |
| SHERIFF INTERNAL AFFAIRS | 607,307.20 |
| 710110                   | 607,307.20 |
| SALARY/REGULAR           | 449,084.72 |
| 720100                   | 449,084.72 |
| SOCIAL SECURITY          | 33,151.47  |
| 720110                   | 33,151.47  |
| EMPLOYEE INSURANCE       | 54,697.50  |
| 720120                   | 54,697.50  |
| RETIREMENT               | 55,102.59  |
| 720140                   | 55,102.59  |
| STATE UNEMPLOYMENT TAX   | 1,124.69   |
| 730100                   | 1,124.69   |
| OFFICE SUPPLIES          | 2,734.86   |
| 740110                   | 2,734.86   |
| IT SOFTWARE MAINTENANCE  | 1,989.77   |
| 740510                   | 1,989.77   |
| PROFESSIONAL DEVELOPMENT | 1,800.00   |
| 740512                   | 1,800.00   |
| PROFESSIONAL SERVICES    | 1,202.15   |
| 740540                   | 1,202.15   |
| TRAVEL EXPENSE           | 4,576.81   |
| 740660                   | 4,576.81   |
| EQUIPMENT RENTAL         | 1,842.64   |
| 6503                     | 1,842.64   |
| SHERIFF IT               | 55,276.46  |
| 710110                   | 55,276.46  |
| SALARY/REGULAR           | 37,948.42  |
| 710130                   | 37,948.42  |
| SALARY/OVERTIME          | 470.49     |
| 720100                   | 470.49     |
| SOCIAL SECURITY          | 2,804.32   |
| 720110                   | 2,804.32   |
| EMPLOYEE INSURANCE       | 9,028.84   |
| 720120                   | 9,028.84   |
| RETIREMENT               | 4,714.03   |
| 720140                   | 4,714.03   |
| STATE UNEMPLOYMENT TAX   | 307.77     |
| 730100                   | 307.77     |
| OFFICE SUPPLIES          | 2.59       |
| 740110                   | 2.59       |
| IT SOFTWARE MAINTENANCE  | -          |
| 740504                   | -          |
| ONLINE SERVICES          | -          |
| 740512                   | -          |
| PROFESSIONAL SERVICES    | -          |
|                          | -          |

|                        |               |
|------------------------|---------------|
| 740530                 | -             |
| MOBILE PHONE AND DATA  | -             |
| 740540                 | -             |
| TRAVEL EXPENSE         | -             |
| 740580                 | -             |
| PRINTING               | -             |
| 740660                 | -             |
| EQUIPMENT RENTAL       | -             |
| 6504                   | -             |
| SHERIFF ALARMS         | 1,094,387.54  |
| 710110                 | 1,094,387.54  |
| SALARY/REGULAR         | 725,633.82    |
| 710130                 | 725,633.82    |
| SALARY/OVERTIME        | 2,740.05      |
| 710150                 | 2,740.05      |
| SALARY/SPECIAL PAY     | 834.00        |
| 720100                 | 834.00        |
| SOCIAL SECURITY        | 53,407.32     |
| 720110                 | 53,407.32     |
| EMPLOYEE INSURANCE     | 197,215.94    |
| 720120                 | 197,215.94    |
| RETIREMENT             | 89,445.44     |
| 720140                 | 89,445.44     |
| STATE UNEMPLOYMENT TAX | 3,422.82      |
| 730100                 | 3,422.82      |
| OFFICE SUPPLIES        | 3,848.96      |
| 740512                 | 3,848.96      |
| PROFESSIONAL SERVICES  | 3,693.07      |
| 740540                 | 3,693.07      |
| TRAVEL EXPENSE         | 2,919.63      |
| 740580                 | 2,919.63      |
| PRINTING               | 434.03        |
| 740660                 | 434.03        |
| EQUIPMENT RENTAL       | 10,792.46     |
| 6601                   | 10,792.46     |
| SHERIFF JAIL           | 24,997,475.06 |
| 710110                 | 24,997,475.06 |
| SALARY/REGULAR         | 12,158,671.32 |
| 710130                 | 12,158,671.32 |
| SALARY/OVERTIME        | 322,272.46    |
| 710150                 | 322,272.46    |
| SALARY/SPECIAL PAY     | 15,360.00     |
| 720100                 | 15,360.00     |
| SOCIAL SECURITY        | 931,206.44    |
| 720110                 | 931,206.44    |
| EMPLOYEE INSURANCE     | 2,905,091.39  |
| 720120                 | 2,905,091.39  |
| RETIREMENT             | 1,533,293.31  |
| 720140                 | 1,533,293.31  |
| STATE UNEMPLOYMENT TAX | 47,321.68     |
| 730100                 | 47,321.68     |
| OFFICE SUPPLIES        | 66,314.29     |
| 730140                 | 66,314.29     |
| JANITOR SUPPLIES       | 86,355.74     |
|                        | 86,355.74     |

|                                   |              |
|-----------------------------------|--------------|
| 730220                            | -            |
| REPLACEMENTS                      | -            |
| 730270                            | 10.72        |
| LAW ENFORCEMENT SPECIFIC SUPPLIES | 10.72        |
| 730390                            | 904.78       |
| MEDICAL SUPPLIES                  | 904.78       |
| 740110                            | 1,694.00     |
| IT SOFTWARE MAINTENANCE           | 1,694.00     |
| 740120                            | 5,085,513.25 |
| MEDICAL SERVICES                  | 5,085,513.25 |
| 740510                            | 35,739.00    |
| PROFESSIONAL DEVELOPMENT          | 35,739.00    |
| 740512                            | 82.13        |
| PROFESSIONAL SERVICES             | 82.13        |
| 740540                            | 4,298.75     |
| TRAVEL EXPENSE                    | 4,298.75     |
| 740560                            | 44,580.18    |
| TRANSPORTATION                    | 44,580.18    |
| 740580                            | 1,609.02     |
| PRINTING                          | 1,609.02     |
| 740620                            | 488,436.02   |
| ELECTRICITY                       | 488,436.02   |
| 740626                            | 89,018.29    |
| TELEPHONE-INMATE SERVICES         | 89,018.29    |
| 740640                            | 1,018,059.90 |
| CONTRACT SERVICES                 | 1,018,059.90 |
| 740660                            | 32,239.58    |
| EQUIPMENT RENTAL                  | 32,239.58    |
| 740694                            | 21,820.59    |
| FOOD SERVICE                      | 21,820.59    |
| 750600                            | 131,628.00   |
| CAPITAL OUTLAY-VEHICLES           | 131,628.00   |
| 790100                            | (24,045.78)  |
| REIMBURSEMENTS CLEARING           | (24,045.78)  |
| 7100                              | 5,169,108.42 |
| CONSTABLE PRECINCT 1              | 5,169,108.42 |
| 710100                            | 133,684.92   |
| SALARY/OFFICIAL-DEPARTMENT HEAD   | 133,684.92   |
| 710110                            | 3,025,418.57 |
| SALARY/REGULAR                    | 3,025,418.57 |
| 710130                            | 34,413.56    |
| SALARY/OVERTIME                   | 34,413.56    |
| 710140                            | 15,155.01    |
| SALARY/CELL PHONE ALLOWANCE       | 15,155.01    |
| 710150                            | 10,000.00    |
| SALARY/SPECIAL PAY                | 10,000.00    |
| 720100                            | 239,628.93   |
| SOCIAL SECURITY                   | 239,628.93   |
| 720110                            | 499,267.96   |
| EMPLOYEE INSURANCE                | 499,267.96   |
| 720120                            | 394,931.13   |
| RETIREMENT                        | 394,931.13   |
| 720130                            | -            |
| WORKERS COMPENSATION              | -            |



|   |              |
|---|--------------|
| 720140  | 8,683.62     |
| STATE UNEMPLOYMENT TAX                          | 8,683.62     |
| 730100  | 42,469.82    |
| OFFICE SUPPLIES                                 | 42,469.82    |
| 730220  | 1,222.95     |
| REPLACEMENTS                                    | 1,222.95     |
| 730230  | 29,421.12    |
| MARINE/AIR EXPENSE                              | 29,421.12    |
| 730240  | 86,790.63    |
| FUEL  | 86,790.63    |
| 730260  | 1,019.87     |
| VEHICLE SUPPLIES                                | 1,019.87     |
| 730262  | 2,271.16     |
| RADIO SUPPLIES                                  | 2,271.16     |
| 730270  | 9,412.16     |
| LAW ENFORCEMENT SPECIFIC SUPPLIES               | 9,412.16     |
| 730280  | 747.80       |
| CANINE EXPENSES                                 | 747.80       |
| 730310  | 8,319.81     |
| UNIFORMS  | 8,319.81     |
| 740140  | 44,521.50    |
| VEHICLE MAINTENANCE                             | 44,521.50    |
| 740510  | 7,291.10     |
| PROFESSIONAL DEVELOPMENT                        | 7,291.10     |
| 740512  | 38,379.71    |
| PROFESSIONAL SERVICES                           | 38,379.71    |
| 740530  | 19,382.66    |
| MOBILE PHONE AND DATA                           | 19,382.66    |
| 740540  | 8,985.69     |
| TRAVEL EXPENSE                                  | 8,985.69     |
| 740580  | 2,532.84     |
| PRINTING  | 2,532.84     |
| 740620  | 15,114.71    |
| ELECTRICITY                                     | 15,114.71    |
| 740640  | 18.00        |
| CONTRACT SERVICES                               | 18.00        |
| 740660  | 3,414.56     |
| EQUIPMENT RENTAL                                | 3,414.56     |
| 740680  | 330.00       |
| MEMBERSHIP/ASSOCIATION DUES                     | 330.00       |
| 740740  | 156.85       |
| BANK SERVICE CHARGES                            | 156.85       |
| 750400  | 144,825.84   |
| CAPITAL OUTLAY-FURNITURE FIXTURES AND EQUIPMENT | 144,825.84   |
| 750600  | 343,479.30   |
| CAPITAL OUTLAY-VEHICLES                         | 343,479.30   |
| 790100  | (2,183.36)   |
| REIMBURSEMENTS CLEARING                         | (2,183.36)   |
| 7200  | 2,086,632.63 |
| CONSTABLE PRECINCT 2                            | 2,086,632.63 |
| 710100  | 133,684.92   |
| SALARY/OFFICIAL-DEPARTMENT HEAD                 | 133,684.92   |
| 710110  | 1,220,812.14 |
| SALARY/REGULAR                                  | 1,220,812.14 |

|                                   |            |
|-----------------------------------|------------|
| 710130                            |            |
| SALARY/OVERTIME                   | 22,620.51  |
| 710150                            | 22,620.51  |
| SALARY/SPECIAL PAY                | 1,290.00   |
| 720100                            | 1,290.00   |
| SOCIAL SECURITY                   | 102,664.27 |
| 720110                            | 102,664.27 |
| EMPLOYEE INSURANCE                | 218,017.44 |
| 720120                            | 218,017.44 |
| RETIREMENT                        | 169,130.41 |
| 720140                            | 169,130.41 |
| STATE UNEMPLOYMENT TAX            | 3,410.34   |
| 730100                            | 3,410.34   |
| OFFICE SUPPLIES                   | 19,453.67  |
| 730210                            | 19,453.67  |
| DATA PROCESSING SUPPLIES          | 220.08     |
| 730220                            | 220.08     |
| REPLACEMENTS                      | 896.50     |
| 730240                            | 896.50     |
| FUEL                              | 25,724.41  |
| 730260                            | 25,724.41  |
| VEHICLE SUPPLIES                  | 1,900.17   |
| 730270                            | 1,900.17   |
| LAW ENFORCEMENT SPECIFIC SUPPLIES | 916.90     |
| 730310                            | 916.90     |
| UNIFORMS                          | 9,461.53   |
| 730320                            | 9,461.53   |
| IT HARDWARE                       | 295.92     |
| 730330                            | 295.92     |
| IT SOFTWARE                       | 599.00     |
| 730380                            | 599.00     |
| AUDIO/VISUAL SUPPLIES             | 165.98     |
| 740140                            | 165.98     |
| VEHICLE MAINTENANCE               | 8,088.06   |
| 740420                            | 8,088.06   |
| COURIER SERVICE                   | 9.25       |
| 740504                            | 9.25       |
| ONLINE SERVICES                   | 1,883.50   |
| 740510                            | 1,883.50   |
| PROFESSIONAL DEVELOPMENT          | 1,560.00   |
| 740512                            | 1,560.00   |
| PROFESSIONAL SERVICES             | 730.00     |
| 740530                            | 730.00     |
| MOBILE PHONE AND DATA             | 16,416.58  |
| 740540                            | 16,416.58  |
| TRAVEL EXPENSE                    | 5,150.01   |
| 740580                            | 5,150.01   |
| PRINTING                          | 551.53     |
| 740620                            | 551.53     |
| ELECTRICITY                       | 5,782.79   |
| 740640                            | 5,782.79   |
| CONTRACT SERVICES                 | 313.48     |
| 740660                            | 313.48     |
| EQUIPMENT RENTAL                  | 4,421.64   |
|                                   | 4,421.64   |

|   |              |
|---|--------------|
| 750400  | 79,577.04    |
| CAPITAL OUTLAY-FURNITURE FIXTURES AND EQUIPMENT | 79,577.04    |
| 750600  | 32,907.00    |
| CAPITAL OUTLAY-VEHICLES                         | 32,907.00    |
| 790100  | (2,394.83)   |
| REIMBURSEMENTS CLEARING                         | (2,394.83)   |
| 740260  | 21.39        |
| INTEREST ON CREDIT CARDS                        | 21.39        |
| 730360  | 351.00       |
| ARMORY EXPENSE                                  | 351.00       |
| 7300  | 6,270,064.44 |
| CONSTABLE PRECINCT 3                            | 6,270,064.44 |
| 710100  | 133,684.92   |
| SALARY/OFFICIAL-DEPARTMENT HEAD                 | 133,684.92   |
| 710110  | 3,724,132.18 |
| SALARY/REGULAR                                  | 3,724,132.18 |
| 710130  | 29,533.93    |
| SALARY/OVERTIME                                 | 29,533.93    |
| 710150  | 13,400.00    |
| SALARY/SPECIAL PAY                              | 13,400.00    |
| 720100  | 291,548.32   |
| SOCIAL SECURITY                                 | 291,548.32   |
| 720110  | 648,711.77   |
| EMPLOYEE INSURANCE                              | 648,711.77   |
| 720120  | 478,704.21   |
| RETIREMENT                                      | 478,704.21   |
| 720140  | 11,496.41    |
| STATE UNEMPLOYMENT TAX                          | 11,496.41    |
| 730100  | 54,716.17    |
| OFFICE SUPPLIES                                 | 54,716.17    |
| 730240  | 113,139.39   |
| FUEL  | 113,139.39   |
| 730260  | 12,232.96    |
| VEHICLE SUPPLIES                                | 12,232.96    |
| 730270  | 27,046.54    |
| LAW ENFORCEMENT SPECIFIC SUPPLIES               | 27,046.54    |
| 730280  | 12,079.83    |
| CANINE EXPENSES                                 | 12,079.83    |
| 730310  | 34,175.12    |
| UNIFORMS  | 34,175.12    |
| 730320  | 4,073.87     |
| IT HARDWARE                                     | 4,073.87     |
| 730330  | 16,988.01    |
| IT SOFTWARE                                     | 16,988.01    |
| 740140  | 89,199.80    |
| VEHICLE MAINTENANCE                             | 89,199.80    |
| 740210  | 300.00       |
| PSYCHOLOGICAL/PSYCHIATRIC SERVICE               | 300.00       |
| 740420  | 5.12         |
| COURIER SERVICE                                 | 5.12         |
| 740504  | 660.30       |
| ONLINE SERVICES                                 | 660.30       |
| 740510  | 18,870.31    |
| PROFESSIONAL DEVELOPMENT                        | 18,870.31    |

|   |              |
|---|--------------|
| 740512  | 5,095.03     |
| PROFESSIONAL SERVICES                           | 5,095.03     |
| 740530  | 39,772.97    |
| MOBILE PHONE AND DATA                           | 39,772.97    |
| 740540  | 8,538.57     |
| TRAVEL EXPENSE                                  | 8,538.57     |
| 740580  | 1,511.10     |
| PRINTING  | 1,511.10     |
| 740640  | 91.58        |
| CONTRACT SERVICES                               | 91.58        |
| 740660  | 4,741.43     |
| EQUIPMENT RENTAL                                | 4,741.43     |
| 740680  | 934.85       |
| MEMBERSHIP/ASSOCIATION DUES                     | 934.85       |
| 740970  | 41.14        |
| FREIGHT AND HANDLING                            | 41.14        |
| 750400  | 231,798.29   |
| CAPITAL OUTLAY-FURNITURE FIXTURES AND EQUIPMENT | 231,798.29   |
| 750600  | 262,846.00   |
| CAPITAL OUTLAY-VEHICLES                         | 262,846.00   |
| 790100  | (5.68)       |
| REIMBURSEMENTS CLEARING                         | (5.68)       |
| 7400  | 4,506,458.38 |
| CONSTABLE PRECINCT 4                            | 4,506,458.38 |
| 710100  | 133,684.92   |
| SALARY/OFFICIAL-DEPARTMENT HEAD                 | 133,684.92   |
| 710110  | 2,658,821.58 |
| SALARY/REGULAR                                  | 2,658,821.58 |
| 710130  | 58,506.24    |
| SALARY/OVERTIME                                 | 58,506.24    |
| 710140  | 3,330.21     |
| SALARY/CELL PHONE ALLOWANCE                     | 3,330.21     |
| 710150  | 17,400.00    |
| SALARY/SPECIAL PAY                              | 17,400.00    |
| 720100  | 212,883.13   |
| SOCIAL SECURITY                                 | 212,883.13   |
| 720110  | 483,155.67   |
| EMPLOYEE INSURANCE                              | 483,155.67   |
| 720120  | 352,362.99   |
| RETIREMENT                                      | 352,362.99   |
| 720140  | 7,937.20     |
| STATE UNEMPLOYMENT TAX                          | 7,937.20     |
| 730100  | 67,305.53    |
| OFFICE SUPPLIES                                 | 67,305.53    |
| 730140  | 626.29       |
| JANITOR SUPPLIES                                | 626.29       |
| 730230  | 2,948.08     |
| MARINE/AIR EXPENSE                              | 2,948.08     |
| 730240  | 85,873.22    |
| FUEL  | 85,873.22    |
| 730270  | 12,270.97    |
| LAW ENFORCEMENT SPECIFIC SUPPLIES               | 12,270.97    |
| 730280  | 2,898.67     |
| CANINE EXPENSES                                 | 2,898.67     |

|   |              |
|---|--------------|
| 730310  |              |
| UNIFORMS  | 21,789.54    |
| 730390  | 21,789.54    |
| MEDICAL SUPPLIES                                | 85.79        |
| 740140  | 85.79        |
| VEHICLE MAINTENANCE                             | 36,539.52    |
| 740510  | 36,539.52    |
| PROFESSIONAL DEVELOPMENT                        | 1,295.00     |
| 740512  | 1,295.00     |
| PROFESSIONAL SERVICES                           | 1,753.40     |
| 740530  | 1,753.40     |
| MOBILE PHONE AND DATA                           | 24,753.12    |
| 740540  | 24,753.12    |
| TRAVEL EXPENSE                                  | 6,683.87     |
| 740580  | 6,683.87     |
| PRINTING  | 752.18       |
| 740620  | 752.18       |
| ELECTRICITY                                     | 1,465.11     |
| 740660  | 1,465.11     |
| EQUIPMENT RENTAL                                | 18,926.39    |
| 750300  | 18,926.39    |
| CAPITAL OUTLAY-BUILDING                         | 5,760.00     |
| 750400  | 5,760.00     |
| CAPITAL OUTLAY-FURNITURE FIXTURES AND EQUIPMENT | 128,383.98   |
| 750600  | 128,383.98   |
| CAPITAL OUTLAY-VEHICLES                         | 158,799.00   |
| 790100  | 158,799.00   |
| REIMBURSEMENTS CLEARING                         | (577.69)     |
| 730101  | (577.69)     |
| FOOD SUPPLIES                                   | 44.47        |
| 7500  | 44.47        |
| CONSTABLE PRECINCT 5                            | 4,476,070.64 |
| 710100  | 4,476,070.64 |
| SALARY/OFFICIAL-DEPARTMENT HEAD                 | 133,684.92   |
| 710110  | 133,684.92   |
| SALARY/REGULAR                                  | 2,746,636.68 |
| 710130  | 2,746,636.68 |
| SALARY/OVERTIME                                 | 11,592.64    |
| 710140  | 11,592.64    |
| SALARY/CELL PHONE ALLOWANCE                     | 9,231.91     |
| 710150  | 9,231.91     |
| SALARY/SPECIAL PAY                              | 14,830.00    |
| 720100  | 14,830.00    |
| SOCIAL SECURITY                                 | 216,901.33   |
| 720110  | 216,901.33   |
| EMPLOYEE INSURANCE                              | 500,833.75   |
| 720120  | 500,833.75   |
| RETIREMENT                                      | 357,789.74   |
| 720140  | 357,789.74   |
| STATE UNEMPLOYMENT TAX                          | 8,169.64     |
| 730100  | 8,169.64     |
| OFFICE SUPPLIES                                 | 31,565.13    |
| 730240  | 31,565.13    |
| FUEL  | 30,741.10    |
|   | 30,741.10    |

|   |            |
|---|------------|
| 730260  | 128.46     |
| VEHICLE SUPPLIES                                | 128.46     |
| 730262  | 958.41     |
| RADIO SUPPLIES                                  | 958.41     |
| 730270  | 1,219.10   |
| LAW ENFORCEMENT SPECIFIC SUPPLIES               | 1,219.10   |
| 730280  | 1,992.88   |
| CANINE EXPENSES                                 | 1,992.88   |
| 730310  | 6,894.28   |
| UNIFORMS  | 6,894.28   |
| 730390  | 2,907.75   |
| MEDICAL SUPPLIES                                | 2,907.75   |
| 740140  | 17,572.49  |
| VEHICLE MAINTENANCE                             | 17,572.49  |
| 740510  | 6,728.17   |
| PROFESSIONAL DEVELOPMENT                        | 6,728.17   |
| 740512  | 5,196.47   |
| PROFESSIONAL SERVICES                           | 5,196.47   |
| 740530  | 22,140.67  |
| MOBILE PHONE AND DATA                           | 22,140.67  |
| 740540  | 4,411.44   |
| TRAVEL EXPENSE                                  | 4,411.44   |
| 740580  | 1,335.74   |
| PRINTING  | 1,335.74   |
| 740640  | 144.95     |
| CONTRACT SERVICES                               | 144.95     |
| 740660  | 4,353.35   |
| EQUIPMENT RENTAL                                | 4,353.35   |
| 740680  | 1,100.00   |
| MEMBERSHIP/ASSOCIATION DUES                     | 1,100.00   |
| 750400  | 197,129.37 |
| CAPITAL OUTLAY-FURNITURE FIXTURES AND EQUIPMENT | 197,129.37 |
| 750600  | 142,365.48 |
| CAPITAL OUTLAY-VEHICLES                         | 142,365.48 |
| 790100  | (2,985.00) |
| REIMBURSEMENTS CLEARING                         | (2,985.00) |
| 730101  | 199.80     |
| FOOD SUPPLIES                                   | 199.80     |
| 760400  | 299.99     |
| DEPRECIATION EQUIPMENT                          | 299.99     |
| 8100  | 394,350.43 |
| COURT OPERATIONS                                | 394,350.43 |
| 710110  | 33,116.58  |
| SALARY/REGULAR                                  | 33,116.58  |
| 710130  | 9,061.00   |
| SALARY/OVERTIME                                 | 9,061.00   |
| 720100  | 3,192.13   |
| SOCIAL SECURITY                                 | 3,192.13   |
| 720110  | 2,265.71   |
| EMPLOYEE INSURANCE                              | 2,265.71   |
| 720120  | 1,111.84   |
| RETIREMENT                                      | 1,111.84   |
| 720140  | 333.09     |
| STATE UNEMPLOYMENT TAX                          | 333.09     |

|                                       |              |
|---------------------------------------|--------------|
| 740170                                | 115,686.00   |
| PETIT JURORS                          | 115,686.00   |
| 740270                                | 6,500.00     |
| APPOINTED ATTORNEY                    | 6,500.00     |
| 740310                                | 350.00       |
| APPOINTED ATTORNEY-CIVIL              | 350.00       |
| 740370                                | 16,666.66    |
| APPOINTED ATTORNEY-JUVENILE           | 16,666.66    |
| 740512                                | 45.00        |
| PROFESSIONAL SERVICES                 | 45.00        |
| 740524                                | 93,651.51    |
| PROFESSIONAL SERVICES-INTERPRETER     | 93,651.51    |
| 740540                                | 90.33        |
| TRAVEL EXPENSE                        | 90.33        |
| 740640                                | 40,122.68    |
| CONTRACT SERVICES                     | 40,122.68    |
| 740690                                | 65,601.11    |
| COURT COST                            | 65,601.11    |
| 740692                                | (3,205.57)   |
| DA WITNESS EXPENSE                    | (3,205.57)   |
| 740694                                | 9,767.14     |
| FOOD SERVICE                          | 9,767.14     |
| 790100                                | (4.78)       |
| REIMBURSEMENTS CLEARING               | (4.78)       |
| 8101                                  | 5,077,834.97 |
| INDIGENT DEFENSE- CRIMINAL            | 5,077,834.97 |
| 740230                                | 65.00        |
| LITIGATION EXPENSES                   | 65.00        |
| 740270                                | 2,094,688.41 |
| APPOINTED ATTORNEY                    | 2,094,688.41 |
| 740280                                | -            |
| APPOINTED ATTORNEY-NON CONTRACT       | -            |
| 740290                                | 2,151,800.51 |
| OTHER LITIGATION-APPOINTED ATTORNEY   | 2,151,800.51 |
| 740310                                | 6,910.60     |
| APPOINTED ATTORNEY-CIVIL              | 6,910.60     |
| 740370                                | 185,523.26   |
| APPOINTED ATTORNEY-JUVENILE           | 185,523.26   |
| 740460                                | 181,280.87   |
| INVESTIGATOR                          | 181,280.87   |
| 740464                                | -            |
| INVESTIGATOR-NON CONTRACT             | -            |
| 740470                                | 303,581.22   |
| EXPERT WITNESS                        | 303,581.22   |
| 740478                                | 5,710.00     |
| EXPERT WITNESS-PSYCHIATRIC EVALUATION | 5,710.00     |
| 740484                                | 42,213.00    |
| COURT REPORTER TRANSCRIPT             | 42,213.00    |
| 740512                                | 19,196.05    |
| PROFESSIONAL SERVICES                 | 19,196.05    |
| 740524                                | 86,510.21    |
| PROFESSIONAL SERVICES-INTERPRETER     | 86,510.21    |
| 740530                                | 224.87       |
| MOBILE PHONE AND DATA                 | 224.87       |

|                                   |              |
|-----------------------------------|--------------|
| 740540                            | 75.40        |
| TRAVEL EXPENSE                    | 75.40        |
| 740694                            | 55.57        |
| FOOD SERVICE                      | 55.57        |
| 8102                              | 1,174,115.90 |
| INDIGENT DEFENSE- CIVIL           | 1,174,115.90 |
| 740230                            | 1,603.71     |
| LITIGATION EXPENSES               | 1,603.71     |
| 740270                            | 30,065.37    |
| APPOINTED ATTORNEY                | 30,065.37    |
| 740310                            | 1,116,599.27 |
| APPOINTED ATTORNEY-CIVIL          | 1,116,599.27 |
| 740484                            | 2,863.03     |
| COURT REPORTER TRANSCRIPT         | 2,863.03     |
| 740512                            | 2,752.01     |
| PROFESSIONAL SERVICES             | 2,752.01     |
| 740524                            | 16,711.86    |
| PROFESSIONAL SERVICES-INTERPRETER | 16,711.86    |
| 740540                            | 3,520.65     |
| TRAVEL EXPENSE                    | 3,520.65     |
| 8103                              | 828,847.92   |
| OFFICE OF COURT ADMIN             | 828,847.92   |
| 710100                            | 114,986.21   |
| SALARY/OFFICIAL-DEPARTMENT HEAD   | 114,986.21   |
| 710110                            | 457,357.24   |
| SALARY/REGULAR                    | 457,357.24   |
| 710130                            | 38,680.34    |
| SALARY/OVERTIME                   | 38,680.34    |
| 720100                            | 44,351.34    |
| SOCIAL SECURITY                   | 44,351.34    |
| 720110                            | 77,986.59    |
| EMPLOYEE INSURANCE                | 77,986.59    |
| 720120                            | 74,972.76    |
| RETIREMENT                        | 74,972.76    |
| 720140                            | 1,973.35     |
| STATE UNEMPLOYMENT TAX            | 1,973.35     |
| 730100                            | 12,914.44    |
| OFFICE SUPPLIES                   | 12,914.44    |
| 740510                            | 120.00       |
| PROFESSIONAL DEVELOPMENT          | 120.00       |
| 740530                            | 3,206.78     |
| MOBILE PHONE AND DATA             | 3,206.78     |
| 740570                            | 72.60        |
| ADVERTISING                       | 72.60        |
| 740640                            | 60.60        |
| CONTRACT SERVICES                 | 60.60        |
| 740660                            | 2,027.77     |
| EQUIPMENT RENTAL                  | 2,027.77     |
| 740680                            | 135.00       |
| MEMBERSHIP/ASSOCIATION DUES       | 135.00       |
| 740260                            | 2.90         |
| INTEREST ON CREDIT CARDS          | 2.90         |
| 8210                              | 511,071.98   |
| COUNTY COURT AT LAW 1             | 511,071.98   |



|                                 |            |
|---------------------------------|------------|
| 710100                          | 180,648.06 |
| SALARY/OFFICIAL-DEPARTMENT HEAD | 180,648.06 |
| 710110                          | 203,311.08 |
| SALARY/REGULAR                  | 203,311.08 |
| 720100                          | 26,137.50  |
| SOCIAL SECURITY                 | 26,137.50  |
| 720110                          | 46,820.77  |
| EMPLOYEE INSURANCE              | 46,820.77  |
| 720120                          | 47,111.47  |
| RETIREMENT                      | 47,111.47  |
| 720140                          | 560.15     |
| STATE UNEMPLOYMENT TAX          | 560.15     |
| 730100                          | 2,107.52   |
| OFFICE SUPPLIES                 | 2,107.52   |
| 740510                          | 350.00     |
| PROFESSIONAL DEVELOPMENT        | 350.00     |
| 740530                          | 37.99      |
| MOBILE PHONE AND DATA           | 37.99      |
| 740540                          | 907.29     |
| TRAVEL EXPENSE                  | 907.29     |
| 740640                          | 271.17     |
| CONTRACT SERVICES               | 271.17     |
| 740660                          | 2,778.01   |
| EQUIPMENT RENTAL                | 2,778.01   |
| 740694                          | 30.97      |
| FOOD SERVICE                    | 30.97      |
| 8220                            | 893,346.62 |
| COUNTY COURT AT LAW 2           | 893,346.62 |
| 710100                          | 180,648.06 |
| SALARY/OFFICIAL-DEPARTMENT HEAD | 180,648.06 |
| 710110                          | 482,631.62 |
| SALARY/REGULAR                  | 482,631.62 |
| 720100                          | 46,685.81  |
| SOCIAL SECURITY                 | 46,685.81  |
| 720110                          | 93,471.55  |
| EMPLOYEE INSURANCE              | 93,471.55  |
| 720120                          | 81,383.92  |
| RETIREMENT                      | 81,383.92  |
| 720140                          | 1,283.14   |
| STATE UNEMPLOYMENT TAX          | 1,283.14   |
| 730100                          | 4,421.19   |
| OFFICE SUPPLIES                 | 4,421.19   |
| 740510                          | 140.00     |
| PROFESSIONAL DEVELOPMENT        | 140.00     |
| 740540                          | 653.56     |
| TRAVEL EXPENSE                  | 653.56     |
| 740660                          | 2,027.77   |
| EQUIPMENT RENTAL                | 2,027.77   |
| 8230                            | 809,935.16 |
| COUNTY COURT AT LAW 3           | 809,935.16 |
| 710100                          | 180,648.06 |
| SALARY/OFFICIAL-DEPARTMENT HEAD | 180,648.06 |
| 710110                          | 431,343.16 |
| SALARY/REGULAR                  | 431,343.16 |

|                                 |            |
|---------------------------------|------------|
| 720100                          | 42,238.84  |
| SOCIAL SECURITY                 | 42,238.84  |
| 720110                          | 70,395.71  |
| EMPLOYEE INSURANCE              | 70,395.71  |
| 720120                          | 75,091.17  |
| RETIREMENT                      | 75,091.17  |
| 720140                          | 991.90     |
| STATE UNEMPLOYMENT TAX          | 991.90     |
| 730100                          | 6,268.18   |
| OFFICE SUPPLIES                 | 6,268.18   |
| 730320                          | (3,252.58) |
| IT HARDWARE                     | (3,252.58) |
| 740510                          | 1,000.00   |
| PROFESSIONAL DEVELOPMENT        | 1,000.00   |
| 740530                          | 75.98      |
| MOBILE PHONE AND DATA           | 75.98      |
| 740540                          | 1,261.33   |
| TRAVEL EXPENSE                  | 1,261.33   |
| 740640                          | 15.00      |
| CONTRACT SERVICES               | 15.00      |
| 740660                          | 3,858.41   |
| EQUIPMENT RENTAL                | 3,858.41   |
| 8240                            | 518,087.00 |
| COUNTY COURT AT LAW 4           | 518,087.00 |
| 710100                          | 180,648.06 |
| SALARY/OFFICIAL-DEPARTMENT HEAD | 180,648.06 |
| 710110                          | 208,666.85 |
| SALARY/REGULAR                  | 208,666.85 |
| 720100                          | 26,695.30  |
| SOCIAL SECURITY                 | 26,695.30  |
| 720110                          | 46,813.03  |
| EMPLOYEE INSURANCE              | 46,813.03  |
| 720120                          | 47,768.73  |
| RETIREMENT                      | 47,768.73  |
| 720140                          | 563.50     |
| STATE UNEMPLOYMENT TAX          | 563.50     |
| 730100                          | 1,896.06   |
| OFFICE SUPPLIES                 | 1,896.06   |
| 740510                          | 65.00      |
| PROFESSIONAL DEVELOPMENT        | 65.00      |
| 740540                          | 899.17     |
| TRAVEL EXPENSE                  | 899.17     |
| 740640                          | 323.76     |
| CONTRACT SERVICES               | 323.76     |
| 740660                          | 3,811.64   |
| EQUIPMENT RENTAL                | 3,811.64   |
| 790100                          | (65.99)    |
| REIMBURSEMENTS CLEARING         | (65.99)    |
| 740260                          | 1.89       |
| INTEREST ON CREDIT CARDS        | 1.89       |
| 8250                            | 496,940.50 |
| COUNTY COURT AT LAW 5           | 496,940.50 |
| 710100                          | 180,648.06 |
| SALARY/OFFICIAL-DEPARTMENT HEAD | 180,648.06 |

|                                 |            |
|---------------------------------|------------|
| 710110                          | 193,775.02 |
| SALARY/REGULAR                  | 193,775.02 |
| 720100                          | 25,555.88  |
| SOCIAL SECURITY                 | 25,555.88  |
| 720110                          | 46,823.32  |
| EMPLOYEE INSURANCE              | 46,823.32  |
| 720120                          | 45,941.50  |
| RETIREMENT                      | 45,941.50  |
| 720140                          | 554.10     |
| STATE UNEMPLOYMENT TAX          | 554.10     |
| 730100                          | 1,875.56   |
| OFFICE SUPPLIES                 | 1,875.56   |
| 740510                          | 410.00     |
| PROFESSIONAL DEVELOPMENT        | 410.00     |
| 740640                          | 213.38     |
| CONTRACT SERVICES               | 213.38     |
| 740660                          | 1,152.18   |
| EQUIPMENT RENTAL                | 1,152.18   |
| 790100                          | (8.50)     |
| REIMBURSEMENTS CLEARING         | (8.50)     |
| 8310                            | 335,220.23 |
| 9TH DISTRICT COURT              | 335,220.23 |
| 710100                          | 12,999.96  |
| SALARY/OFFICIAL-DEPARTMENT HEAD | 12,999.96  |
| 710110                          | 217,933.62 |
| SALARY/REGULAR                  | 217,933.62 |
| 710140                          | 937.77     |
| SALARY/CELL PHONE ALLOWANCE     | 937.77     |
| 720100                          | 17,277.31  |
| SOCIAL SECURITY                 | 17,277.31  |
| 720110                          | 44,020.73  |
| EMPLOYEE INSURANCE              | 44,020.73  |
| 720120                          | 28,370.71  |
| RETIREMENT                      | 28,370.71  |
| 720140                          | 569.91     |
| STATE UNEMPLOYMENT TAX          | 569.91     |
| 730100                          | 1,286.21   |
| OFFICE SUPPLIES                 | 1,286.21   |
| 740540                          | 2,011.09   |
| TRAVEL EXPENSE                  | 2,011.09   |
| 740640                          | 5,250.00   |
| CONTRACT SERVICES               | 5,250.00   |
| 740660                          | 4,562.92   |
| EQUIPMENT RENTAL                | 4,562.92   |
| 8320                            | 340,635.66 |
| 221ST DISTRICT COURT            | 340,635.66 |
| 710100                          | 12,999.96  |
| SALARY/OFFICIAL-DEPARTMENT HEAD | 12,999.96  |
| 710110                          | 226,749.88 |
| SALARY/REGULAR                  | 226,749.88 |
| 720100                          | 18,022.95  |
| SOCIAL SECURITY                 | 18,022.95  |
| 720110                          | 44,018.18  |
| EMPLOYEE INSURANCE              | 44,018.18  |

|                                 |            |
|---------------------------------|------------|
| 720120                          |            |
| RETIREMENT                      | 29,337.59  |
| 720140                          | 29,337.59  |
| STATE UNEMPLOYMENT TAX          | 574.88     |
| 730100                          | 574.88     |
| OFFICE SUPPLIES                 | 3,574.99   |
| 740530                          | 3,574.99   |
| MOBILE PHONE AND DATA           | 75.98      |
| 740540                          | 75.98      |
| TRAVEL EXPENSE                  | 65.00      |
| 740640                          | 65.00      |
| CONTRACT SERVICES               | 189.86     |
| 740660                          | 189.86     |
| EQUIPMENT RENTAL                | 5,024.44   |
| 740260                          | 5,024.44   |
| INTEREST ON CREDIT CARDS        | 1.95       |
| 8330                            | 1.95       |
| 284TH DISTRICT COURT            | 689,441.01 |
| 710100                          | 689,441.01 |
| SALARY/OFFICIAL-DEPARTMENT HEAD | 11,916.63  |
| 710110                          | 11,916.63  |
| SALARY/REGULAR                  | 493,773.37 |
| 710130                          | 493,773.37 |
| SALARY/OVERTIME                 | 309.06     |
| 720100                          | 309.06     |
| SOCIAL SECURITY                 | 37,921.81  |
| 720110                          | 37,921.81  |
| EMPLOYEE INSURANCE              | 72,639.37  |
| 720120                          | 72,639.37  |
| RETIREMENT                      | 62,006.03  |
| 720140                          | 62,006.03  |
| STATE UNEMPLOYMENT TAX          | 1,095.17   |
| 730100                          | 1,095.17   |
| OFFICE SUPPLIES                 | 5,763.94   |
| 740510                          | 5,763.94   |
| PROFESSIONAL DEVELOPMENT        | 515.39     |
| 740660                          | 515.39     |
| EQUIPMENT RENTAL                | 3,503.43   |
| 790100                          | 3,503.43   |
| REIMBURSEMENTS CLEARING         | (3.19)     |
| 8340                            | (3.19)     |
| 359TH DISTRICT COURT            | 388,023.64 |
| 710100                          | 388,023.64 |
| SALARY/OFFICIAL-DEPARTMENT HEAD | 12,999.96  |
| 710110                          | 12,999.96  |
| SALARY/REGULAR                  | 263,477.59 |
| 720100                          | 263,477.59 |
| SOCIAL SECURITY                 | 20,673.67  |
| 720110                          | 20,673.67  |
| EMPLOYEE INSURANCE              | 44,020.66  |
| 720120                          | 44,020.66  |
| RETIREMENT                      | 33,844.11  |
| 720140                          | 33,844.11  |
| STATE UNEMPLOYMENT TAX          | 736.71     |
|                                 | 736.71     |

|                                 |            |
|---------------------------------|------------|
| 730100                          | 6,238.01   |
| OFFICE SUPPLIES                 | 6,238.01   |
| 740510                          | 130.00     |
| PROFESSIONAL DEVELOPMENT        | 130.00     |
| 740530                          | 543.75     |
| MOBILE PHONE AND DATA           | 543.75     |
| 740540                          | 336.00     |
| TRAVEL EXPENSE                  | 336.00     |
| 740640                          | 80.86      |
| CONTRACT SERVICES               | 80.86      |
| 740660                          | 4,893.48   |
| EQUIPMENT RENTAL                | 4,893.48   |
| 740260                          | 48.84      |
| INTEREST ON CREDIT CARDS        | 48.84      |
| 8350                            | 495,070.63 |
| 410th DISTRICT COURT            | 495,070.63 |
| 710100                          | 12,999.96  |
| SALARY/OFFICIAL-DEPARTMENT HEAD | 12,999.96  |
| 710110                          | 346,334.94 |
| SALARY/REGULAR                  | 346,334.94 |
| 720100                          | 26,896.38  |
| SOCIAL SECURITY                 | 26,896.38  |
| 720110                          | 55,810.03  |
| EMPLOYEE INSURANCE              | 55,810.03  |
| 720120                          | 44,010.68  |
| RETIREMENT                      | 44,010.68  |
| 720140                          | 862.32     |
| STATE UNEMPLOYMENT TAX          | 862.32     |
| 730100                          | 2,425.36   |
| OFFICE SUPPLIES                 | 2,425.36   |
| 730160                          | 391.17     |
| CLOTHING                        | 391.17     |
| 730380                          | 172.39     |
| AUDIO/VISUAL SUPPLIES           | 172.39     |
| 740484                          | 877.58     |
| COURT REPORTER TRANSCRIPT       | 877.58     |
| 740510                          | 480.00     |
| PROFESSIONAL DEVELOPMENT        | 480.00     |
| 740540                          | 760.55     |
| TRAVEL EXPENSE                  | 760.55     |
| 740580                          | 260.00     |
| PRINTING                        | 260.00     |
| 740660                          | 2,712.96   |
| EQUIPMENT RENTAL                | 2,712.96   |
| 740680                          | 75.00      |
| MEMBERSHIP/ASSOCIATION DUES     | 75.00      |
| 790100                          | (33.85)    |
| REIMBURSEMENTS CLEARING         | (33.85)    |
| 730101                          | 35.16      |
| FOOD SUPPLIES                   | 35.16      |
| 8360                            | 626,152.01 |
| 418TH DISTRICT COURT            | 626,152.01 |
| 710100                          | 12,999.96  |
| SALARY/OFFICIAL-DEPARTMENT HEAD | 12,999.96  |

|                                 |            |
|---------------------------------|------------|
| 710110                          | 445,106.99 |
| SALARY/REGULAR                  | 445,106.99 |
| 720100                          | 34,320.26  |
| SOCIAL SECURITY                 | 34,320.26  |
| 720110                          | 64,846.96  |
| EMPLOYEE INSURANCE              | 64,846.96  |
| 720120                          | 56,130.00  |
| RETIREMENT                      | 56,130.00  |
| 720140                          | 1,000.58   |
| STATE UNEMPLOYMENT TAX          | 1,000.58   |
| 730100                          | 6,194.42   |
| OFFICE SUPPLIES                 | 6,194.42   |
| 740510                          | 799.94     |
| PROFESSIONAL DEVELOPMENT        | 799.94     |
| 740540                          | 600.52     |
| TRAVEL EXPENSE                  | 600.52     |
| 740660                          | 4,002.38   |
| EQUIPMENT RENTAL                | 4,002.38   |
| 740680                          | 150.00     |
| MEMBERSHIP/ASSOCIATION DUES     | 150.00     |
| 8370                            | 324,066.93 |
| 435TH DISTRICT COURT            | 324,066.93 |
| 710100                          | 12,999.96  |
| SALARY/OFFICIAL-DEPARTMENT HEAD | 12,999.96  |
| 710110                          | 210,920.22 |
| SALARY/REGULAR                  | 210,920.22 |
| 710130                          | 193.27     |
| SALARY/OVERTIME                 | 193.27     |
| 720100                          | 16,670.09  |
| SOCIAL SECURITY                 | 16,670.09  |
| 720110                          | 38,002.76  |
| EMPLOYEE INSURANCE              | 38,002.76  |
| 720120                          | 27,418.81  |
| RETIREMENT                      | 27,418.81  |
| 720140                          | 586.17     |
| STATE UNEMPLOYMENT TAX          | 586.17     |
| 730100                          | 4,885.08   |
| OFFICE SUPPLIES                 | 4,885.08   |
| 740510                          | 330.00     |
| PROFESSIONAL DEVELOPMENT        | 330.00     |
| 740530                          | 113.97     |
| MOBILE PHONE AND DATA           | 113.97     |
| 740640                          | 8,250.00   |
| CONTRACT SERVICES               | 8,250.00   |
| 740660                          | 4,026.60   |
| EQUIPMENT RENTAL                | 4,026.60   |
| 790100                          | (330.00)   |
| REIMBURSEMENTS CLEARING         | (330.00)   |
| 8401                            | 488,937.12 |
| DRUG COURT                      | 488,937.12 |
| 710100                          | 74,023.07  |
| SALARY/OFFICIAL-DEPARTMENT HEAD | 74,023.07  |
| 710110                          | 98,583.58  |
| SALARY/REGULAR                  | 98,583.58  |

|                                  |            |
|----------------------------------|------------|
| 720100                           | 12,787.84  |
| SOCIAL SECURITY                  | 12,787.84  |
| 720110                           | 35,362.41  |
| EMPLOYEE INSURANCE               | 35,362.41  |
| 720120                           | 21,178.85  |
| RETIREMENT                       | 21,178.85  |
| 720140                           | 540.76     |
| STATE UNEMPLOYMENT TAX           | 540.76     |
| 730100                           | 2,951.75   |
| OFFICE SUPPLIES                  | 2,951.75   |
| 730120                           | 1,875.00   |
| BOOK SUPPLEMENTS                 | 1,875.00   |
| 740420                           | 100.00     |
| COURIER SERVICE                  | 100.00     |
| 740512                           | 221,727.39 |
| PROFESSIONAL SERVICES            | 221,727.39 |
| 740516                           | 17,832.80  |
| PROFESSIONAL SERVICES-URINALYSIS | 17,832.80  |
| 740660                           | 1,733.67   |
| EQUIPMENT RENTAL                 | 1,733.67   |
| 740680                           | 240.00     |
| MEMBERSHIP/ASSOCIATION DUES      | 240.00     |
| 8402                             | 260,999.39 |
| DRUG COURT-DWI COURT             | 260,999.39 |
| 710110                           | 49,322.21  |
| SALARY/REGULAR                   | 49,322.21  |
| 720100                           | 3,758.23   |
| SOCIAL SECURITY                  | 3,758.23   |
| 720110                           | 11,787.47  |
| EMPLOYEE INSURANCE               | 11,787.47  |
| 720120                           | 6,051.77   |
| RETIREMENT                       | 6,051.77   |
| 720140                           | 175.08     |
| STATE UNEMPLOYMENT TAX           | 175.08     |
| 730100                           | 1,605.84   |
| OFFICE SUPPLIES                  | 1,605.84   |
| 730120                           | 950.00     |
| BOOK SUPPLEMENTS                 | 950.00     |
| 740420                           | 49.51      |
| COURIER SERVICE                  | 49.51      |
| 740512                           | 172,566.08 |
| PROFESSIONAL SERVICES            | 172,566.08 |
| 740516                           | 14,733.20  |
| PROFESSIONAL SERVICES-URINALYSIS | 14,733.20  |
| 8403                             | 331,827.66 |
| MENTAL HEALTH COURT SERVICE      | 331,827.66 |
| 710110                           | 220,712.51 |
| SALARY/REGULAR                   | 220,712.51 |
| 720100                           | 16,065.78  |
| SOCIAL SECURITY                  | 16,065.78  |
| 720110                           | 56,404.23  |
| EMPLOYEE INSURANCE               | 56,404.23  |
| 720120                           | 27,081.35  |
| RETIREMENT                       | 27,081.35  |

|                                 |            |
|---------------------------------|------------|
| 720140                          |            |
| STATE UNEMPLOYMENT TAX          | 879.84     |
| 730100                          | 879.84     |
| OFFICE SUPPLIES                 | 3,492.25   |
| 730320                          | 3,492.25   |
| IT HARDWARE                     | 64.95      |
| 730330                          | 64.95      |
| IT SOFTWARE                     | 239.70     |
| 740510                          | 239.70     |
| PROFESSIONAL DEVELOPMENT        | 50.00      |
| 740540                          | 50.00      |
| TRAVEL EXPENSE                  | 2,853.36   |
| 740660                          | 2,853.36   |
| EQUIPMENT RENTAL                | 3,983.69   |
| 8510                            | 3,983.69   |
| JUSTICE OF PEACE PRECINCT 1     | 927,865.98 |
| 710100                          | 927,865.98 |
| SALARY/OFFICIAL-DEPARTMENT HEAD | 130,169.53 |
| 710110                          | 130,169.53 |
| SALARY/REGULAR                  | 482,485.33 |
| 720100                          | 482,485.33 |
| SOCIAL SECURITY                 | 45,571.64  |
| 720110                          | 45,571.64  |
| EMPLOYEE INSURANCE              | 94,299.76  |
| 720120                          | 94,299.76  |
| RETIREMENT                      | 75,172.84  |
| 720140                          | 75,172.84  |
| STATE UNEMPLOYMENT TAX          | 2,033.39   |
| 730100                          | 2,033.39   |
| OFFICE SUPPLIES                 | 5,785.22   |
| 740140                          | 5,785.22   |
| VEHICLE MAINTENANCE             | 158.38     |
| 740510                          | 158.38     |
| PROFESSIONAL DEVELOPMENT        | 1,585.00   |
| 740512                          | 1,585.00   |
| PROFESSIONAL SERVICES           | 6,929.96   |
| 740540                          | 6,929.96   |
| TRAVEL EXPENSE                  | 1,660.17   |
| 740560                          | 1,660.17   |
| TRANSPORTATION                  | 1,130.00   |
| 740580                          | 1,130.00   |
| PRINTING                        | 1,008.10   |
| 740620                          | 1,008.10   |
| ELECTRICITY                     | 12,578.01  |
| 740640                          | 12,578.01  |
| CONTRACT SERVICES               | 192.40     |
| 740644                          | 192.40     |
| COLLECTION SERVICES             | 61,726.22  |
| 740660                          | 61,726.22  |
| EQUIPMENT RENTAL                | 6,050.03   |
| 740680                          | 6,050.03   |
| MEMBERSHIP/ASSOCIATION DUES     | 205.00     |
| 790100                          | 205.00     |
| REIMBURSEMENTS CLEARING         | (875.00)   |
|                                 | (875.00)   |



|                                 |              |
|---------------------------------|--------------|
| 8520                            |              |
| JUSTICE OF PEACE PRECINCT 2     | 627,189.21   |
| 710100                          | 627,189.21   |
| SALARY/OFFICIAL-DEPARTMENT HEAD | 130,169.53   |
| 710110                          | 130,169.53   |
| SALARY/REGULAR                  | 235,515.83   |
| 710130                          | 235,515.83   |
| SALARY/OVERTIME                 | 54.47        |
| 720100                          | 54.47        |
| SOCIAL SECURITY                 | 27,220.75    |
| 720110                          | 27,220.75    |
| EMPLOYEE INSURANCE              | 70,724.82    |
| 720120                          | 70,724.82    |
| RETIREMENT                      | 44,876.70    |
| 720140                          | 44,876.70    |
| STATE UNEMPLOYMENT TAX          | 992.19       |
| 730100                          | 992.19       |
| OFFICE SUPPLIES                 | 3,928.37     |
| 740510                          | 3,928.37     |
| PROFESSIONAL DEVELOPMENT        | 150.00       |
| 740512                          | 150.00       |
| PROFESSIONAL SERVICES           | 7,848.00     |
| 740530                          | 7,848.00     |
| MOBILE PHONE AND DATA           | 694.01       |
| 740540                          | 694.01       |
| TRAVEL EXPENSE                  | 450.68       |
| 740560                          | 450.68       |
| TRANSPORTATION                  | 775.00       |
| 740620                          | 775.00       |
| ELECTRICITY                     | 8,116.34     |
| 740640                          | 8,116.34     |
| CONTRACT SERVICES               | 37.48        |
| 740644                          | 37.48        |
| COLLECTION SERVICES             | 92,741.05    |
| 740660                          | 92,741.05    |
| EQUIPMENT RENTAL                | 3,103.54     |
| 740680                          | 3,103.54     |
| MEMBERSHIP/ASSOCIATION DUES     | 240.00       |
| 790100                          | 240.00       |
| REIMBURSEMENTS CLEARING         | (449.55)     |
| 8530                            | (449.55)     |
| JUSTICE OF PEACE PRECINCT 3     | 1,257,622.77 |
| 710100                          | 1,257,622.77 |
| SALARY/OFFICIAL-DEPARTMENT HEAD | 130,169.53   |
| 710110                          | 130,169.53   |
| SALARY/REGULAR                  | 714,899.50   |
| 710130                          | 714,899.50   |
| SALARY/OVERTIME                 | 10,382.78    |
| 710140                          | 10,382.78    |
| SALARY/CELL PHONE ALLOWANCE     | 470.36       |
| 720100                          | 470.36       |
| SOCIAL SECURITY                 | 62,923.78    |
| 720110                          | 62,923.78    |
| EMPLOYEE INSURANCE              | 202,668.82   |
|                                 | 202,668.82   |

|   |  |            |
|---|--|------------|
| 720120  |  | 105,059.96 |
| RETIREMENT                                      |  | 105,059.96 |
| 720140  |  | 3,016.82   |
| STATE UNEMPLOYMENT TAX                          |  | 3,016.82   |
| 730100  |  | 9,706.99   |
| OFFICE SUPPLIES                                 |  | 9,706.99   |
| 730220  |  | 278.07     |
| REPLACEMENTS                                    |  | 278.07     |
| 740140  |  | 273.18     |
| VEHICLE MAINTENANCE                             |  | 273.18     |
| 740510  |  | 2,735.00   |
| PROFESSIONAL DEVELOPMENT                        |  | 2,735.00   |
| 740512  |  | 1,252.79   |
| PROFESSIONAL SERVICES                           |  | 1,252.79   |
| 740540  |  | 2,267.83   |
| TRAVEL EXPENSE                                  |  | 2,267.83   |
| 740560  |  | 1,390.00   |
| TRANSPORTATION                                  |  | 1,390.00   |
| 740580  |  | 1,230.00   |
| PRINTING  |  | 1,230.00   |
| 740640  |  | 37.23      |
| CONTRACT SERVICES                               |  | 37.23      |
| 740660  |  | 5,752.46   |
| EQUIPMENT RENTAL                                |  | 5,752.46   |
| 740680  |  | 60.00      |
| MEMBERSHIP/ASSOCIATION DUES                     |  | 60.00      |
| 750400  |  | 4,027.67   |
| CAPITAL OUTLAY-FURNITURE FIXTURES AND EQUIPMENT |  | 4,027.67   |
| 790100  |  | (980.00)   |
| REIMBURSEMENTS CLEARING                         |  | (980.00)   |
| 8540  |  | 963,208.00 |
| JUSTICE OF PEACE PRECINCT 4                     |  | 963,208.00 |
| 710100  |  | 130,169.53 |
| SALARY/OFFICIAL-DEPARTMENT HEAD                 |  | 130,169.53 |
| 710110  |  | 478,847.45 |
| SALARY/REGULAR                                  |  | 478,847.45 |
| 710130  |  | 5,606.27   |
| SALARY/OVERTIME                                 |  | 5,606.27   |
| 720100  |  | 45,927.11  |
| SOCIAL SECURITY                                 |  | 45,927.11  |
| 720110  |  | 136,298.18 |
| EMPLOYEE INSURANCE                              |  | 136,298.18 |
| 720120  |  | 75,414.28  |
| RETIREMENT                                      |  | 75,414.28  |
| 720140  |  | 2,116.80   |
| STATE UNEMPLOYMENT TAX                          |  | 2,116.80   |
| 730100  |  | 5,120.05   |
| OFFICE SUPPLIES                                 |  | 5,120.05   |
| 740512  |  | 5,904.00   |
| PROFESSIONAL SERVICES                           |  | 5,904.00   |
| 740530  |  | 127.31     |
| MOBILE PHONE AND DATA                           |  | 127.31     |
| 740540  |  | 2,207.62   |
| TRAVEL EXPENSE                                  |  | 2,207.62   |

|                                 |              |
|---------------------------------|--------------|
| 740560                          |              |
| TRANSPORTATION                  | 1,240.00     |
| 740580                          | 1,240.00     |
| PRINTING                        | 2,292.04     |
| 740620                          | 2,292.04     |
| ELECTRICITY                     | 5,255.49     |
| 740640                          | 5,255.49     |
| CONTRACT SERVICES               | 561.05       |
| 740644                          | 561.05       |
| COLLECTION SERVICES             | 62,147.79    |
| 740660                          | 62,147.79    |
| EQUIPMENT RENTAL                | 3,973.03     |
| 8550                            | 3,973.03     |
| JUSTICE OF PEACE PRECINCT 5     | 599,108.99   |
| 710100                          | 599,108.99   |
| SALARY/OFFICIAL-DEPARTMENT HEAD | 130,169.53   |
| 710110                          | 130,169.53   |
| SALARY/REGULAR                  | 244,835.27   |
| 720100                          | 244,835.27   |
| SOCIAL SECURITY                 | 28,260.79    |
| 720110                          | 28,260.79    |
| EMPLOYEE INSURANCE              | 68,398.62    |
| 720120                          | 68,398.62    |
| RETIREMENT                      | 46,013.02    |
| 720140                          | 46,013.02    |
| STATE UNEMPLOYMENT TAX          | 880.16       |
| 730100                          | 880.16       |
| OFFICE SUPPLIES                 | 8,514.38     |
| 730110                          | 8,514.38     |
| POSTAGE                         | 660.00       |
| 740510                          | 660.00       |
| PROFESSIONAL DEVELOPMENT        | 765.00       |
| 740512                          | 765.00       |
| PROFESSIONAL SERVICES           | 3,048.00     |
| 740530                          | 3,048.00     |
| MOBILE PHONE AND DATA           | 1,678.77     |
| 740540                          | 1,678.77     |
| TRAVEL EXPENSE                  | 865.66       |
| 740644                          | 865.66       |
| COLLECTION SERVICES             | 62,420.52    |
| 740660                          | 62,420.52    |
| EQUIPMENT RENTAL                | 2,749.27     |
| 790100                          | 2,749.27     |
| REIMBURSEMENTS CLEARING         | (150.00)     |
| 6502                            | (150.00)     |
| SHERIFF FINANCE                 | 1,037,279.81 |
| 710110                          | 1,037,279.81 |
| SALARY/REGULAR                  | 432,873.20   |
| 710130                          | 432,873.20   |
| SALARY/OVERTIME                 | 6,026.82     |
| 720100                          | 6,026.82     |
| SOCIAL SECURITY                 | 32,258.16    |
| 720110                          | 32,258.16    |
| EMPLOYEE INSURANCE              | 93,872.04    |
|                                 | 93,872.04    |

|                                 |               |
|---------------------------------|---------------|
| 720120                          | 53,853.48     |
| RETIREMENT                      | 53,853.48     |
| 720140                          | 1,296.33      |
| STATE UNEMPLOYMENT TAX          | 1,296.33      |
| 730100                          | 6,957.07      |
| OFFICE SUPPLIES                 | 6,957.07      |
| 730320                          | 36,148.74     |
| IT HARDWARE                     | 36,148.74     |
| 740110                          | 11,221.47     |
| IT SOFTWARE MAINTENANCE         | 11,221.47     |
| 740504                          | 16,748.40     |
| ONLINE SERVICES                 | 16,748.40     |
| 740512                          | 3,625.00      |
| PROFESSIONAL SERVICES           | 3,625.00      |
| 740530                          | 329,727.82    |
| MOBILE PHONE AND DATA           | 329,727.82    |
| 740540                          | 4,140.50      |
| TRAVEL EXPENSE                  | 4,140.50      |
| 740580                          | 1,144.00      |
| PRINTING                        | 1,144.00      |
| 740660                          | 7,641.17      |
| EQUIPMENT RENTAL                | 7,641.17      |
| 790100                          | (254.39)      |
| REIMBURSEMENTS CLEARING         | (254.39)      |
| 5703                            | -             |
| 242 OPERATIONS                  | -             |
| 740644                          | -             |
| COLLECTION SERVICES             | -             |
| 3212                            | -             |
| PAYROLL PASS-THRU               | -             |
| 710110                          | -             |
| SALARY/REGULAR                  | -             |
| 3702                            | 358.00        |
| TAC RENDITION PENALTY           | 358.00        |
| 730220                          | 358.00        |
| REPLACEMENTS                    | 358.00        |
| 8380                            | 67,615.68     |
| 457TH DISTRICT COURT            | 67,615.68     |
| 710100                          | 2,166.66      |
| SALARY/OFFICIAL-DEPARTMENT HEAD | 2,166.66      |
| 710110                          | 45,849.95     |
| SALARY/REGULAR                  | 45,849.95     |
| 720100                          | 3,618.87      |
| SOCIAL SECURITY                 | 3,618.87      |
| 720110                          | 4,048.91      |
| EMPLOYEE INSURANCE              | 4,048.91      |
| 720120                          | 5,891.59      |
| RETIREMENT                      | 5,891.59      |
| 720140                          | 249.72        |
| STATE UNEMPLOYMENT TAX          | 249.72        |
| 730100                          | 5,789.98      |
| OFFICE SUPPLIES                 | 5,789.98      |
| 2400                            | 35,452,287.68 |
| ROAD AND BRIDGE                 | 35,452,287.68 |

|                                 |              |
|---------------------------------|--------------|
| 2600                            | 1,119,231.10 |
| INFORMATION TECHNOLOGY          | 1,119,231.10 |
| 710100                          | 124,913.84   |
| SALARY/OFFICIAL-DEPARTMENT HEAD | 124,913.84   |
| 710110                          | 660,968.11   |
| SALARY/REGULAR                  | 660,968.11   |
| 710130                          | 11,581.05    |
| SALARY/OVERTIME                 | 11,581.05    |
| 710140                          | 6,386.92     |
| SALARY/CELL PHONE ALLOWANCE     | 6,386.92     |
| 720100                          | 60,068.06    |
| SOCIAL SECURITY                 | 60,068.06    |
| 720110                          | 152,272.81   |
| EMPLOYEE INSURANCE              | 152,272.81   |
| 720120                          | 98,890.73    |
| RETIREMENT                      | 98,890.73    |
| 720140                          | 2,667.96     |
| STATE UNEMPLOYMENT TAX          | 2,667.96     |
| 730100                          | 496.91       |
| OFFICE SUPPLIES                 | 496.91       |
| 740512                          | 95.00        |
| PROFESSIONAL SERVICES           | 95.00        |
| 740620                          | 889.71       |
| ELECTRICITY                     | 889.71       |
| 740660                          | -            |
| EQUIPMENT RENTAL                | -            |
| 4700                            | 1,660,213.50 |
| PARKS                           | 1,660,213.50 |
| 710110                          | 977,361.05   |
| SALARY/REGULAR                  | 977,361.05   |
| 710130                          | 26,975.26    |
| SALARY/OVERTIME                 | 26,975.26    |
| 710140                          | 821.65       |
| SALARY/CELL PHONE ALLOWANCE     | 821.65       |
| 720100                          | 75,528.50    |
| SOCIAL SECURITY                 | 75,528.50    |
| 720110                          | 238,755.13   |
| EMPLOYEE INSURANCE              | 238,755.13   |
| 720120                          | 120,299.60   |
| RETIREMENT                      | 120,299.60   |
| 720140                          | 4,723.91     |
| STATE UNEMPLOYMENT TAX          | 4,723.91     |
| 730100                          | 34,367.59    |
| OFFICE SUPPLIES                 | 34,367.59    |
| 730140                          | 5,388.91     |
| JANITOR SUPPLIES                | 5,388.91     |
| 730190                          | 1,900.00     |
| ROAD MATERIALS                  | 1,900.00     |
| 730250                          | 3,387.44     |
| SHOP SUPPLIES                   | 3,387.44     |
| 730260                          | 5,816.35     |
| VEHICLE SUPPLIES                | 5,816.35     |
| 730310                          | 3,259.79     |
| UNIFORMS                        | 3,259.79     |

|                               |  |            |
|-------------------------------|--|------------|
| 730350                        |  | 5,099.92   |
| AGRICULTURE SUPPLIES          |  | 5,099.92   |
| 740140                        |  | 16,399.18  |
| VEHICLE MAINTENANCE           |  | 16,399.18  |
| 740150                        |  | 885.55     |
| LANDSCAPE MAINTENANCE         |  | 885.55     |
| 740410                        |  | 800.00     |
| TOLLS                         |  | 800.00     |
| 740504                        |  | 21.17      |
| ONLINE SERVICES               |  | 21.17      |
| 740510                        |  | 129.00     |
| PROFESSIONAL DEVELOPMENT      |  | 129.00     |
| 740512                        |  | 108,811.45 |
| PROFESSIONAL SERVICES         |  | 108,811.45 |
| 740530                        |  | 3,326.06   |
| MOBILE PHONE AND DATA         |  | 3,326.06   |
| 740540                        |  | 93.38      |
| TRAVEL EXPENSE                |  | 93.38      |
| 740620                        |  | 5,446.19   |
| ELECTRICITY                   |  | 5,446.19   |
| 740640                        |  | 7,371.45   |
| CONTRACT SERVICES             |  | 7,371.45   |
| 740654                        |  | 10,410.22  |
| COMMUNITY BUILDING/VOTING BOX |  | 10,410.22  |
| 740660                        |  | 2,812.91   |
| EQUIPMENT RENTAL              |  | 2,812.91   |
| 730101                        |  | 21.84      |
| FOOD SUPPLIES                 |  | 21.84      |
| 4800                          |  | 458,801.87 |
| COMMUNITY CENTERS             |  | 458,801.87 |
| 710110                        |  | 308,653.01 |
| SALARY/REGULAR                |  | 308,653.01 |
| 710130                        |  | 4,384.04   |
| SALARY/OVERTIME               |  | 4,384.04   |
| 710140                        |  | 470.36     |
| SALARY/CELL PHONE ALLOWANCE   |  | 470.36     |
| 720100                        |  | 23,580.99  |
| SOCIAL SECURITY               |  | 23,580.99  |
| 720110                        |  | 50,750.99  |
| EMPLOYEE INSURANCE            |  | 50,750.99  |
| 720120                        |  | 38,467.23  |
| RETIREMENT                    |  | 38,467.23  |
| 720140                        |  | 1,581.03   |
| STATE UNEMPLOYMENT TAX        |  | 1,581.03   |
| 730100                        |  | 14,912.89  |
| OFFICE SUPPLIES               |  | 14,912.89  |
| 730380                        |  | 8,492.91   |
| AUDIO/VISUAL SUPPLIES         |  | 8,492.91   |
| 740512                        |  | 3,784.51   |
| PROFESSIONAL SERVICES         |  | 3,784.51   |
| 740540                        |  | 90.77      |
| TRAVEL EXPENSE                |  | 90.77      |
| 740620                        |  | 165.00     |
| ELECTRICITY                   |  | 165.00     |

|                             |              |
|-----------------------------|--------------|
| 740640                      | 1,075.00     |
| CONTRACT SERVICES           | 1,075.00     |
| 740660                      | 1,133.52     |
| EQUIPMENT RENTAL            | 1,133.52     |
| 740694                      | 1,259.62     |
| FOOD SERVICE                | 1,259.62     |
| 4900                        | 1,233,137.98 |
| RECYCLE CENTERS             | 1,233,137.98 |
| 710110                      | 583,718.93   |
| SALARY/REGULAR              | 583,718.93   |
| 710130                      | 32,229.24    |
| SALARY/OVERTIME             | 32,229.24    |
| 710140                      | 1,594.76     |
| SALARY/CELL PHONE ALLOWANCE | 1,594.76     |
| 720100                      | 46,472.32    |
| SOCIAL SECURITY             | 46,472.32    |
| 720110                      | 139,421.19   |
| EMPLOYEE INSURANCE          | 139,421.19   |
| 720120                      | 75,772.07    |
| RETIREMENT                  | 75,772.07    |
| 720140                      | 2,255.42     |
| STATE UNEMPLOYMENT TAX      | 2,255.42     |
| 730100                      | 33,121.54    |
| OFFICE SUPPLIES             | 33,121.54    |
| 730250                      | 1,489.74     |
| SHOP SUPPLIES               | 1,489.74     |
| 730260                      | 738.98       |
| VEHICLE SUPPLIES            | 738.98       |
| 730310                      | 843.78       |
| UNIFORMS                    | 843.78       |
| 730390                      | 419.75       |
| MEDICAL SUPPLIES            | 419.75       |
| 740420                      | 2,162.04     |
| COURIER SERVICE             | 2,162.04     |
| 740512                      | 256,607.84   |
| PROFESSIONAL SERVICES       | 256,607.84   |
| 740620                      | 1,509.29     |
| ELECTRICITY                 | 1,509.29     |
| 740640                      | 26,761.09    |
| CONTRACT SERVICES           | 26,761.09    |
| 740660                      | 28,020.00    |
| EQUIPMENT RENTAL            | 28,020.00    |
| 7300                        | 62,257.78    |
| CONSTABLE PRECINCT 3        | 62,257.78    |
| 710130                      | 47,735.35    |
| SALARY/OVERTIME             | 47,735.35    |
| 720100                      | 3,536.59     |
| SOCIAL SECURITY             | 3,536.59     |
| 720110                      | 5,126.92     |
| EMPLOYEE INSURANCE          | 5,126.92     |
| 720120                      | 5,857.10     |
| RETIREMENT                  | 5,857.10     |
| 720140                      | 1.82         |
| STATE UNEMPLOYMENT TAX      | 1.82         |

|                                   |              |
|-----------------------------------|--------------|
| 9000                              | 4,500.00     |
| RESTRICTED                        | 4,500.00     |
| 730190                            | 4,500.00     |
| ROAD MATERIALS                    | 4,500.00     |
| 9100                              | 7,581,396.99 |
| COMMISSIONER PRECINCT 1           | 7,581,396.99 |
| 710100                            | 173,035.44   |
| SALARY/OFFICIAL-DEPARTMENT HEAD   | 173,035.44   |
| 710110                            | 2,638,622.61 |
| SALARY/REGULAR                    | 2,638,622.61 |
| 710130                            | 80,179.83    |
| SALARY/OVERTIME                   | 80,179.83    |
| 710140                            | 1,503.39     |
| SALARY/CELL PHONE ALLOWANCE       | 1,503.39     |
| 720100                            | 215,156.33   |
| SOCIAL SECURITY                   | 215,156.33   |
| 720110                            | 626,152.16   |
| EMPLOYEE INSURANCE                | 626,152.16   |
| 720120                            | 353,948.10   |
| RETIREMENT                        | 353,948.10   |
| 720140                            | 9,608.35     |
| STATE UNEMPLOYMENT TAX            | 9,608.35     |
| 730100                            | 61,560.56    |
| OFFICE SUPPLIES                   | 61,560.56    |
| 730140                            | (959.90)     |
| JANITOR SUPPLIES                  | (959.90)     |
| 730180                            | 5,092.20     |
| CULVERTS                          | 5,092.20     |
| 730190                            | 990,983.59   |
| ROAD MATERIALS                    | 990,983.59   |
| 730200                            | 10,035.32    |
| CRUSHED CONCRETE/REJECT           | 10,035.32    |
| 730220                            | 1,884.29     |
| REPLACEMENTS                      | 1,884.29     |
| 730240                            | 40,860.70    |
| FUEL                              | 40,860.70    |
| 730250                            | 13,238.06    |
| SHOP SUPPLIES                     | 13,238.06    |
| 730260                            | 292,075.37   |
| VEHICLE SUPPLIES                  | 292,075.37   |
| 730270                            | 219,887.60   |
| LAW ENFORCEMENT SPECIFIC SUPPLIES | 219,887.60   |
| 730310                            | 16,817.64    |
| UNIFORMS                          | 16,817.64    |
| 730350                            | 1,664.75     |
| AGRICULTURE SUPPLIES              | 1,664.75     |
| 730390                            | (1,145.20)   |
| MEDICAL SUPPLIES                  | (1,145.20)   |
| 740140                            | 29,070.58    |
| VEHICLE MAINTENANCE               | 29,070.58    |
| 740150                            | 30,872.75    |
| LANDSCAPE MAINTENANCE             | 30,872.75    |
| 740430                            | 1,136.86     |
| STRIPING/SEALANT SERVICES         | 1,136.86     |



|   |              |
|---|--------------|
| 740510  | 1,335.27     |
| PROFESSIONAL DEVELOPMENT                        | 1,335.27     |
| 740512  | 820,221.54   |
| PROFESSIONAL SERVICES                           | 820,221.54   |
| 740530  | 11,139.95    |
| MOBILE PHONE AND DATA                           | 11,139.95    |
| 740540  | 29.90        |
| TRAVEL EXPENSE                                  | 29.90        |
| 740620  | 170,405.70   |
| ELECTRICITY                                     | 170,405.70   |
| 740624  | 5,094.13     |
| WATER AND SEWER                                 | 5,094.13     |
| 740628  | 6,581.98     |
| TELEPHONE-FIBER OPTIC-RESTRICTED                | 6,581.98     |
| 740640  | 146,222.35   |
| CONTRACT SERVICES                               | 146,222.35   |
| 740650  | 59,879.53    |
| SIGN AND SIGNAL MAINTENANCE                     | 59,879.53    |
| 740652  | 9,112.50     |
| BRIDGE REPAIR                                   | 9,112.50     |
| 740654  | 12,329.76    |
| COMMUNITY BUILDING/VOTING BOX                   | 12,329.76    |
| 740656  | 318.00       |
| RENT AND LEASES                                 | 318.00       |
| 740660  | 18,908.96    |
| EQUIPMENT RENTAL                                | 18,908.96    |
| 750200  | 3,500.00     |
| CAPITAL OUTLAY-LAND                             | 3,500.00     |
| 750300  | 26,275.57    |
| CAPITAL OUTLAY-BUILDING                         | 26,275.57    |
| 750400  | 215,872.62   |
| CAPITAL OUTLAY-FURNITURE FIXTURES AND EQUIPMENT | 215,872.62   |
| 750600  | 262,162.92   |
| CAPITAL OUTLAY-VEHICLES                         | 262,162.92   |
| 750800  | 2,484.60     |
| MAJOR PROJECTS                                  | 2,484.60     |
| 790100  | (1,759.67)   |
| REIMBURSEMENTS CLEARING                         | (1,759.67)   |
| 9200  | 7,642,556.42 |
| COMMISSIONER PRECINCT 2                         | 7,642,556.42 |
| 710100  | 173,005.44   |
| SALARY/OFFICIAL-DEPARTMENT HEAD                 | 173,005.44   |
| 710110  | 2,199,469.65 |
| SALARY/REGULAR                                  | 2,199,469.65 |
| 710130  | 6,937.93     |
| SALARY/OVERTIME                                 | 6,937.93     |
| 710140  | 1,658.08     |
| SALARY/CELL PHONE ALLOWANCE                     | 1,658.08     |
| 720100  | 174,497.83   |
| SOCIAL SECURITY                                 | 174,497.83   |
| 720110  | 549,242.89   |
| EMPLOYEE INSURANCE                              | 549,242.89   |
| 720120  | 292,670.82   |
| RETIREMENT                                      | 292,670.82   |

|   |              |
|---|--------------|
| 720140  |              |
| STATE UNEMPLOYMENT TAX                          | 8,388.39     |
| 730100  | 8,388.39     |
| OFFICE SUPPLIES                                 | 9,551.60     |
| 730180  | 9,551.60     |
| CULVERTS  | 15,693.71    |
| 730190  | 15,693.71    |
| ROAD MATERIALS                                  | 2,450,342.51 |
| 730220  | 2,450,342.51 |
| REPLACEMENTS                                    | 937.39       |
| 730240  | 937.39       |
| FUEL  | 156,810.04   |
| 730250  | 156,810.04   |
| SHOP SUPPLIES                                   | 22,872.14    |
| 730260  | 22,872.14    |
| VEHICLE SUPPLIES                                | 328,154.53   |
| 730310  | 328,154.53   |
| UNIFORMS  | 18,810.83    |
| 740110  | 18,810.83    |
| IT SOFTWARE MAINTENANCE                         | 8,672.45     |
| 740510  | 8,672.45     |
| PROFESSIONAL DEVELOPMENT                        | 1,345.23     |
| 740512  | 1,345.23     |
| PROFESSIONAL SERVICES                           | 259,197.55   |
| 740530  | 259,197.55   |
| MOBILE PHONE AND DATA                           | 8,618.66     |
| 740620  | 8,618.66     |
| ELECTRICITY                                     | 65,930.01    |
| 740628  | 65,930.01    |
| TELEPHONE-FIBER OPTIC-RESTRICTED                | 22,261.19    |
| 740640  | 22,261.19    |
| CONTRACT SERVICES                               | 2,903.98     |
| 740650  | 2,903.98     |
| SIGN AND SIGNAL MAINTENANCE                     | 119,624.60   |
| 740654  | 119,624.60   |
| COMMUNITY BUILDING/VOTING BOX                   | 543.51       |
| 740660  | 543.51       |
| EQUIPMENT RENTAL                                | 5,981.35     |
| 750400  | 5,981.35     |
| CAPITAL OUTLAY-FURNITURE FIXTURES AND EQUIPMENT | 413,962.39   |
| 750600  | 413,962.39   |
| CAPITAL OUTLAY-VEHICLES                         | 78,568.54    |
| 750800  | 78,568.54    |
| MAJOR PROJECTS                                  | 147,344.40   |
| 760600  | 147,344.40   |
| SETTLEMENT COSTS                                | 100,000.00   |
| 790100  | 100,000.00   |
| REIMBURSEMENTS CLEARING                         | (1,441.22)   |
| 9300  | (1,441.22)   |
| COMMISSIONER PRECINCT 3                         | 5,877,965.24 |
| 710100  | 5,877,965.24 |
| SALARY/OFFICIAL-DEPARTMENT HEAD                 | 175,004.67   |
| 710110  | 175,004.67   |
| SALARY/REGULAR                                  | 1,343,622.56 |
|   | 1,343,622.56 |

|                                   |            |
|-----------------------------------|------------|
| 710130                            | 42,289.27  |
| SALARY/OVERTIME                   | 42,289.27  |
| 710140                            | 7,433.94   |
| SALARY/CELL PHONE ALLOWANCE       | 7,433.94   |
| 720100                            | 114,945.71 |
| SOCIAL SECURITY                   | 114,945.71 |
| 720110                            | 294,830.66 |
| EMPLOYEE INSURANCE                | 294,830.66 |
| 720120                            | 192,717.88 |
| RETIREMENT                        | 192,717.88 |
| 720140                            | 4,583.10   |
| STATE UNEMPLOYMENT TAX            | 4,583.10   |
| 730100                            | 274,226.70 |
| OFFICE SUPPLIES                   | 274,226.70 |
| 730140                            | 1,220.62   |
| JANITOR SUPPLIES                  | 1,220.62   |
| 730180                            | 1,921.20   |
| CULVERTS                          | 1,921.20   |
| 730190                            | 627,132.51 |
| ROAD MATERIALS                    | 627,132.51 |
| 730200                            | 2,350.26   |
| CRUSHED CONCRETE/REJECT           | 2,350.26   |
| 730220                            | 5,658.09   |
| REPLACEMENTS                      | 5,658.09   |
| 730240                            | 79,469.30  |
| FUEL                              | 79,469.30  |
| 730250                            | 7,827.58   |
| SHOP SUPPLIES                     | 7,827.58   |
| 730260                            | 105,848.37 |
| VEHICLE SUPPLIES                  | 105,848.37 |
| 730270                            | 25,482.33  |
| LAW ENFORCEMENT SPECIFIC SUPPLIES | 25,482.33  |
| 730310                            | 12,120.50  |
| UNIFORMS                          | 12,120.50  |
| 730320                            | 1,037.36   |
| IT HARDWARE                       | 1,037.36   |
| 730350                            | 31,650.11  |
| AGRICULTURE SUPPLIES              | 31,650.11  |
| 730380                            | 3,928.35   |
| AUDIO/VISUAL SUPPLIES             | 3,928.35   |
| 730390                            | 737.80     |
| MEDICAL SUPPLIES                  | 737.80     |
| 740140                            | 7,935.50   |
| VEHICLE MAINTENANCE               | 7,935.50   |
| 740150                            | 6,530.00   |
| LANDSCAPE MAINTENANCE             | 6,530.00   |
| 740430                            | 542,195.59 |
| STRIPING/SEALANT SERVICES         | 542,195.59 |
| 740440                            | 9,672.01   |
| CONCRETE/CURB REPAIR              | 9,672.01   |
| 740504                            | 600.00     |
| ONLINE SERVICES                   | 600.00     |
| 740510                            | 896.97     |
| PROFESSIONAL DEVELOPMENT          | 896.97     |

|   |  |              |
|---|--|--------------|
| 740512  |  | 408,927.52   |
| PROFESSIONAL SERVICES                           |  | 408,927.52   |
| 740530  |  | 8,859.78     |
| MOBILE PHONE AND DATA                           |  | 8,859.78     |
| 740540  |  | 1,685.32     |
| TRAVEL EXPENSE                                  |  | 1,685.32     |
| 740620  |  | 113,870.57   |
| ELECTRICITY                                     |  | 113,870.57   |
| 740628  |  | 10,071.51    |
| TELEPHONE-FIBER OPTIC-RESTRICTED                |  | 10,071.51    |
| 740640  |  | 900.11       |
| CONTRACT SERVICES                               |  | 900.11       |
| 740650  |  | 186,596.89   |
| SIGN AND SIGNAL MAINTENANCE                     |  | 186,596.89   |
| 740660  |  | 7,883.82     |
| EQUIPMENT RENTAL                                |  | 7,883.82     |
| 740662  |  | 62,758.42    |
| LEASE TO PURCHASE                               |  | 62,758.42    |
| 740680  |  | 500.00       |
| MEMBERSHIP/ASSOCIATION DUES                     |  | 500.00       |
| 740750  |  | 436.50       |
| REMODEL   |  | 436.50       |
| 750400  |  | 186,116.40   |
| CAPITAL OUTLAY-FURNITURE FIXTURES AND EQUIPMENT |  | 186,116.40   |
| 750600  |  | 415,678.58   |
| CAPITAL OUTLAY-VEHICLES                         |  | 415,678.58   |
| 750800  |  | 596,913.19   |
| MAJOR PROJECTS                                  |  | 596,913.19   |
| 790100  |  | (47,102.31)  |
| REIMBURSEMENTS CLEARING                         |  | (47,102.31)  |
| 9400  |  | 8,109,599.58 |
| COMMISSIONER PRECINCT 4                         |  | 8,109,599.58 |
| 710100  |  | 173,035.44   |
| SALARY/OFFICIAL-DEPARTMENT HEAD                 |  | 173,035.44   |
| 710110  |  | 2,753,873.78 |
| SALARY/REGULAR                                  |  | 2,753,873.78 |
| 710130  |  | 36,169.32    |
| SALARY/OVERTIME                                 |  | 36,169.32    |
| 710140  |  | 1,860.77     |
| SALARY/CELL PHONE ALLOWANCE                     |  | 1,860.77     |
| 720100  |  | 219,900.19   |
| SOCIAL SECURITY                                 |  | 219,900.19   |
| 720110  |  | 618,536.43   |
| EMPLOYEE INSURANCE                              |  | 618,536.43   |
| 720120  |  | 364,710.66   |
| RETIREMENT                                      |  | 364,710.66   |
| 720140  |  | 9,748.05     |
| STATE UNEMPLOYMENT TAX                          |  | 9,748.05     |
| 730100  |  | 73,986.86    |
| OFFICE SUPPLIES                                 |  | 73,986.86    |
| 730110  |  | 125.34       |
| POSTAGE   |  | 125.34       |
| 730140  |  | 2,976.48     |
| JANITOR SUPPLIES                                |  | 2,976.48     |

|        |                                  |            |
|--------|----------------------------------|------------|
| 730180 |                                  | 98,476.28  |
|        | CULVERTS                         | 98,476.28  |
| 730190 |                                  | 716,365.70 |
|        | ROAD MATERIALS                   | 716,365.70 |
| 730200 |                                  | 350,175.28 |
|        | CRUSHED CONCRETE/REJECT          | 350,175.28 |
| 730240 |                                  | 246,957.06 |
|        | FUEL                             | 246,957.06 |
| 730250 |                                  | 57,030.90  |
|        | SHOP SUPPLIES                    | 57,030.90  |
| 730260 |                                  | 223,729.50 |
|        | VEHICLE SUPPLIES                 | 223,729.50 |
| 730310 |                                  | 20,056.00  |
|        | UNIFORMS                         | 20,056.00  |
| 730350 |                                  | 170,757.95 |
|        | AGRICULTURE SUPPLIES             | 170,757.95 |
| 740140 |                                  | 107,128.21 |
|        | VEHICLE MAINTENANCE              | 107,128.21 |
| 740150 |                                  | 50,427.39  |
|        | LANDSCAPE MAINTENANCE            | 50,427.39  |
| 740410 |                                  | 4,666.39   |
|        | TOLLS                            | 4,666.39   |
| 740430 |                                  | 22,064.00  |
|        | STRIPING/SEALANT SERVICES        | 22,064.00  |
| 740440 |                                  | 36,390.95  |
|        | CONCRETE/CURB REPAIR             | 36,390.95  |
| 740510 |                                  | 615.00     |
|        | PROFESSIONAL DEVELOPMENT         | 615.00     |
| 740512 |                                  | 148,599.43 |
|        | PROFESSIONAL SERVICES            | 148,599.43 |
| 740530 |                                  | 24,390.02  |
|        | MOBILE PHONE AND DATA            | 24,390.02  |
| 740540 |                                  | 1,666.19   |
|        | TRAVEL EXPENSE                   | 1,666.19   |
| 740550 |                                  | 22,404.07  |
|        | SAFETY PROGRAM                   | 22,404.07  |
| 740580 |                                  | 803.75     |
|        | PRINTING                         | 803.75     |
| 740620 |                                  | 157,503.56 |
|        | ELECTRICITY                      | 157,503.56 |
| 740628 |                                  | 8,583.41   |
|        | TELEPHONE-FIBER OPTIC-RESTRICTED | 8,583.41   |
| 740640 |                                  | 12,643.64  |
|        | CONTRACT SERVICES                | 12,643.64  |
| 740650 |                                  | 26,319.02  |
|        | SIGN AND SIGNAL MAINTENANCE      | 26,319.02  |
| 740660 |                                  | 11,744.06  |
|        | EQUIPMENT RENTAL                 | 11,744.06  |
| 740662 |                                  | 88,868.12  |
|        | LEASE TO PURCHASE                | 88,868.12  |
| 740930 |                                  | 561.82     |
|        | DAMAGE REPAIRS                   | 561.82     |
| 740970 |                                  | 45.00      |
|        | FREIGHT AND HANDLING             | 45.00      |

|   |              |
|---|--------------|
| 750300  | 5,696.68     |
| CAPITAL OUTLAY-BUILDING                         | 5,696.68     |
| 750400  | 632,937.91   |
| CAPITAL OUTLAY-FURNITURE FIXTURES AND EQUIPMENT | 632,937.91   |
| 750600  | 809,859.20   |
| CAPITAL OUTLAY-VEHICLES                         | 809,859.20   |
| 750800  | 148,855.80   |
| MAJOR PROJECTS                                  | 148,855.80   |
| 790100  | (351,741.36) |
| REIMBURSEMENTS CLEARING                         | (351,741.36) |
| 740260  | 95.33        |
| INTEREST ON CREDIT CARDS                        | 95.33        |
| 9500  | 1,702,627.22 |
| COUNTY ENGINEER                                 | 1,702,627.22 |
| 710100  | 139,327.10   |
| SALARY/OFFICIAL-DEPARTMENT HEAD                 | 139,327.10   |
| 710110  | 1,122,809.24 |
| SALARY/REGULAR                                  | 1,122,809.24 |
| 710140  | 5,476.24     |
| SALARY/CELL PHONE ALLOWANCE                     | 5,476.24     |
| 720100  | 94,909.38    |
| SOCIAL SECURITY                                 | 94,909.38    |
| 720110  | 163,757.17   |
| EMPLOYEE INSURANCE                              | 163,757.17   |
| 720120  | 155,536.05   |
| RETIREMENT                                      | 155,536.05   |
| 720140  | 3,024.58     |
| STATE UNEMPLOYMENT TAX                          | 3,024.58     |
| 730100  | 6,011.45     |
| OFFICE SUPPLIES                                 | 6,011.45     |
| 730330  | 6,692.00     |
| IT SOFTWARE                                     | 6,692.00     |
| 740540  | 1,939.16     |
| TRAVEL EXPENSE                                  | 1,939.16     |
| 740660  | 3,024.85     |
| EQUIPMENT RENTAL                                | 3,024.85     |
| 740680  | 120.00       |
| MEMBERSHIP/ASSOCIATION DUES                     | 120.00       |
| 201   | 31,751.84    |
| WORTHLESS CHECK                                 | 31,751.84    |
| 2800  | 31,751.84    |
| COUNTY ATTORNEY                                 | 31,751.84    |
| 710110  | 21,492.24    |
| SALARY/REGULAR                                  | 21,492.24    |
| 720100  | 1,581.61     |
| SOCIAL SECURITY                                 | 1,581.61     |
| 720110  | 5,893.84     |
| EMPLOYEE INSURANCE                              | 5,893.84     |
| 720120  | 2,698.61     |
| RETIREMENT                                      | 2,698.61     |
| 720140  | 85.54        |
| STATE UNEMPLOYMENT TAX                          | 85.54        |
| 202   | 1,245,161.49 |
| FORFEITURES                                     | 1,245,161.49 |

|                                   |            |
|-----------------------------------|------------|
| 5100                              | 406,602.58 |
| DISTRICT ATTORNEY                 | 406,602.58 |
| 710110                            | 31,676.98  |
| SALARY/REGULAR                    | 31,676.98  |
| 710130                            | 314.04     |
| SALARY/OVERTIME                   | 314.04     |
| 710150                            | 49,432.34  |
| SALARY/SPECIAL PAY                | 49,432.34  |
| 720100                            | 6,131.80   |
| SOCIAL SECURITY                   | 6,131.80   |
| 720110                            | 14,279.11  |
| EMPLOYEE INSURANCE                | 14,279.11  |
| 720120                            | 9,990.42   |
| RETIREMENT                        | 9,990.42   |
| 720140                            | 194.61     |
| STATE UNEMPLOYMENT TAX            | 194.61     |
| 730100                            | 30,703.46  |
| OFFICE SUPPLIES                   | 30,703.46  |
| 730120                            | 3,074.52   |
| BOOK SUPPLEMENTS                  | 3,074.52   |
| 730270                            | 15,484.80  |
| LAW ENFORCEMENT SPECIFIC SUPPLIES | 15,484.80  |
| 730300                            | 4,500.00   |
| COMMUNITY AWARENESS SUPPLIES      | 4,500.00   |
| 730320                            | 3,878.00   |
| IT HARDWARE                       | 3,878.00   |
| 740140                            | 1,214.99   |
| VEHICLE MAINTENANCE               | 1,214.99   |
| 740160                            | 500.00     |
| SPECIAL INVESTIGATION             | 500.00     |
| 740230                            | 388.48     |
| LITIGATION EXPENSES               | 388.48     |
| 740504                            | 5,376.92   |
| ONLINE SERVICES                   | 5,376.92   |
| 740510                            | 12,991.97  |
| PROFESSIONAL DEVELOPMENT          | 12,991.97  |
| 740512                            | 45,500.00  |
| PROFESSIONAL SERVICES             | 45,500.00  |
| 740530                            | 2,644.58   |
| MOBILE PHONE AND DATA             | 2,644.58   |
| 740540                            | 3,370.00   |
| TRAVEL EXPENSE                    | 3,370.00   |
| 740570                            | 1,500.00   |
| ADVERTISING                       | 1,500.00   |
| 740680                            | 20,393.66  |
| MEMBERSHIP/ASSOCIATION DUES       | 20,393.66  |
| 740690                            | 2,545.19   |
| COURT COST                        | 2,545.19   |
| 740694                            | 159.80     |
| FOOD SERVICE                      | 159.80     |
| 750600                            | 39,465.25  |
| CAPITAL OUTLAY-VEHICLES           | 39,465.25  |
| 790920                            | 100,000.00 |
| MONTGOMERY COUNTY MATCH           | 100,000.00 |

|   |  |            |
|---|--|------------|
| 730101  |  | 891.66     |
| FOOD SUPPLIES                                   |  | 891.66     |
| 5300  |  | 75.00      |
| FIRE MARSHAL - INVESTIGATIONS                   |  | 75.00      |
| 730100  |  | 75.00      |
| OFFICE SUPPLIES                                 |  | 75.00      |
| 5601  |  | 19,604.66  |
| FORFEITURES                                     |  | 19,604.66  |
| 730100  |  | 9,676.72   |
| OFFICE SUPPLIES                                 |  | 9,676.72   |
| 730280  |  | 110.00     |
| CANINE EXPENSES                                 |  | 110.00     |
| 740510  |  | 20.00      |
| PROFESSIONAL DEVELOPMENT                        |  | 20.00      |
| 740512  |  | 300.00     |
| PROFESSIONAL SERVICES                           |  | 300.00     |
| 750600  |  | 9,497.94   |
| CAPITAL OUTLAY-VEHICLES                         |  | 9,497.94   |
| 6000  |  | 624,974.97 |
| SHERIFF   |  | 624,974.97 |
| 730100  |  | 211,608.06 |
| OFFICE SUPPLIES                                 |  | 211,608.06 |
| 730220  |  | 4,070.00   |
| REPLACEMENTS                                    |  | 4,070.00   |
| 730260  |  | 821.45     |
| VEHICLE SUPPLIES                                |  | 821.45     |
| 730310  |  | 1,402.00   |
| UNIFORMS  |  | 1,402.00   |
| 730340  |  | 4,000.00   |
| BUY MONEY SUPPLY                                |  | 4,000.00   |
| 740510  |  | 3,702.48   |
| PROFESSIONAL DEVELOPMENT                        |  | 3,702.48   |
| 740512  |  | 30,796.98  |
| PROFESSIONAL SERVICES                           |  | 30,796.98  |
| 740540  |  | 17,893.67  |
| TRAVEL EXPENSE                                  |  | 17,893.67  |
| 740660  |  | 4,020.00   |
| EQUIPMENT RENTAL                                |  | 4,020.00   |
| 740680  |  | 5,745.00   |
| MEMBERSHIP/ASSOCIATION DUES                     |  | 5,745.00   |
| 740750  |  | 37,241.52  |
| REMODEL   |  | 37,241.52  |
| 750300  |  | 274,641.81 |
| CAPITAL OUTLAY-BUILDING                         |  | 274,641.81 |
| 750400  |  | 15,999.00  |
| CAPITAL OUTLAY-FURNITURE FIXTURES AND EQUIPMENT |  | 15,999.00  |
| 750600  |  | 13,033.00  |
| CAPITAL OUTLAY-VEHICLES                         |  | 13,033.00  |
| 6200  |  | 134,018.70 |
| SHERIFF CID                                     |  | 134,018.70 |
| 740640  |  | 134,018.70 |
| CONTRACT SERVICES                               |  | 134,018.70 |
| 7100  |  | 3,777.40   |
| CONSTABLE PRECINCT 1                            |  | 3,777.40   |



|                                   |              |
|-----------------------------------|--------------|
| 730270                            | 947.40       |
| LAW ENFORCEMENT SPECIFIC SUPPLIES | 947.40       |
| 740510                            | 230.00       |
| PROFESSIONAL DEVELOPMENT          | 230.00       |
| 740512                            | 2,600.00     |
| PROFESSIONAL SERVICES             | 2,600.00     |
| 7200                              | 7,649.50     |
| CONSTABLE PRECINCT 2              | 7,649.50     |
| 730260                            | 1,649.50     |
| VEHICLE SUPPLIES                  | 1,649.50     |
| 750600                            | 6,000.00     |
| CAPITAL OUTLAY-VEHICLES           | 6,000.00     |
| 7300                              | 3,143.92     |
| CONSTABLE PRECINCT 3              | 3,143.92     |
| 730140                            | 1,683.00     |
| JANITOR SUPPLIES                  | 1,683.00     |
| 740120                            | 1,016.20     |
| MEDICAL SERVICES                  | 1,016.20     |
| 740640                            | 444.72       |
| CONTRACT SERVICES                 | 444.72       |
| 7400                              | 28,402.45    |
| CONSTABLE PRECINCT 4              | 28,402.45    |
| 730100                            | 902.60       |
| OFFICE SUPPLIES                   | 902.60       |
| 730220                            | 1,994.98     |
| REPLACEMENTS                      | 1,994.98     |
| 730310                            | 788.45       |
| UNIFORMS                          | 788.45       |
| 730390                            | 265.00       |
| MEDICAL SUPPLIES                  | 265.00       |
| 740140                            | 4,441.50     |
| VEHICLE MAINTENANCE               | 4,441.50     |
| 750600                            | 20,000.00    |
| CAPITAL OUTLAY-VEHICLES           | 20,000.00    |
| 730101                            | 9.92         |
| FOOD SUPPLIES                     | 9.92         |
| 7500                              | 16,912.31    |
| CONSTABLE PRECINCT 5              | 16,912.31    |
| 730100                            | 7,822.31     |
| OFFICE SUPPLIES                   | 7,822.31     |
| 730270                            | 4,360.00     |
| LAW ENFORCEMENT SPECIFIC SUPPLIES | 4,360.00     |
| 730340                            | 3,000.00     |
| BUY MONEY SUPPLY                  | 3,000.00     |
| 740560                            | 1,730.00     |
| TRANSPORTATION                    | 1,730.00     |
| 203                               | 1,678,758.57 |
| JAIL COMMISSARY                   | 1,678,758.57 |
| 6602                              | 1,678,758.57 |
| SHERIFF COMMISSARY                | 1,678,758.57 |
| 710110                            | 108,049.83   |
| SALARY/REGULAR                    | 108,049.83   |
| 720100                            | 8,082.34     |
| SOCIAL SECURITY                   | 8,082.34     |

|   |  |            |
|---|--|------------|
| 720110  |  | 23,565.71  |
| EMPLOYEE INSURANCE                              |  | 23,565.71  |
| 720120  |  | 13,257.73  |
| RETIREMENT                                      |  | 13,257.73  |
| 720130  |  | 2,638.76   |
| WORKERS COMPENSATION                            |  | 2,638.76   |
| 720140  |  | 449.31     |
| STATE UNEMPLOYMENT TAX                          |  | 449.31     |
| 730100  |  | 161,189.22 |
| OFFICE SUPPLIES                                 |  | 161,189.22 |
| 730110  |  | 311.85     |
| POSTAGE   |  | 311.85     |
| 730140  |  | 58,746.01  |
| JANITOR SUPPLIES                                |  | 58,746.01  |
| 730150  |  | 164,984.37 |
| INMATE SUPPLIES                                 |  | 164,984.37 |
| 730220  |  | 138,202.45 |
| REPLACEMENTS                                    |  | 138,202.45 |
| 730250  |  | 7,432.26   |
| SHOP SUPPLIES                                   |  | 7,432.26   |
| 730270  |  | 47,473.00  |
| LAW ENFORCEMENT SPECIFIC SUPPLIES               |  | 47,473.00  |
| 730320  |  | 9,902.00   |
| IT HARDWARE                                     |  | 9,902.00   |
| 730390  |  | 14,700.00  |
| MEDICAL SUPPLIES                                |  | 14,700.00  |
| 740110  |  | 44.80      |
| IT SOFTWARE MAINTENANCE                         |  | 44.80      |
| 740140  |  | 22,858.74  |
| VEHICLE MAINTENANCE                             |  | 22,858.74  |
| 740504  |  | 20,163.00  |
| ONLINE SERVICES                                 |  | 20,163.00  |
| 740510  |  | 980.00     |
| PROFESSIONAL DEVELOPMENT                        |  | 980.00     |
| 740512  |  | 700,838.56 |
| PROFESSIONAL SERVICES                           |  | 700,838.56 |
| 740640  |  | 1,389.25   |
| CONTRACT SERVICES                               |  | 1,389.25   |
| 740930  |  | 277.00     |
| DAMAGE REPAIRS                                  |  | 277.00     |
| 740960  |  | 381.00     |
| PRE-CERTIFICATION/ UTILITIZATION REVIEW FEES    |  | 381.00     |
| 750300  |  | 73,027.00  |
| CAPITAL OUTLAY-BUILDING                         |  | 73,027.00  |
| 750400  |  | 18,222.22  |
| CAPITAL OUTLAY-FURNITURE FIXTURES AND EQUIPMENT |  | 18,222.22  |
| 750600  |  | 74,220.00  |
| CAPITAL OUTLAY-VEHICLES                         |  | 74,220.00  |
| 730101  |  | 7,372.16   |
| FOOD SUPPLIES                                   |  | 7,372.16   |
| 2104  |  | 273,116.12 |
| LAW LIBRARY                                     |  | 273,116.12 |
| 3260  |  | 273,116.12 |
| LAW LIBRARY                                     |  | 273,116.12 |

|  |            |
|--|------------|
| 710110                                       | 134,388.03 |
| SALARY/REGULAR                               | 134,388.03 |
| 720100                                       | 9,996.31   |
| SOCIAL SECURITY                              | 9,996.31   |
| 720110                                       | 23,574.94  |
| EMPLOYEE INSURANCE                           | 23,574.94  |
| 720120                                       | 16,489.49  |
| RETIREMENT                                   | 16,489.49  |
| 720140                                       | 521.13     |
| STATE UNEMPLOYMENT TAX                       | 521.13     |
| 730100                                       | 2,865.07   |
| OFFICE SUPPLIES                              | 2,865.07   |
| 730120                                       | 9,670.51   |
| BOOK SUPPLEMENTS                             | 9,670.51   |
| 740504                                       | 15,937.50  |
| ONLINE SERVICES                              | 15,937.50  |
| 740510                                       | 520.00     |
| PROFESSIONAL DEVELOPMENT                     | 520.00     |
| 740580                                       | 83.96      |
| PRINTING                                     | 83.96      |
| 750700                                       | 59,069.18  |
| CAPITAL OUTLAY-BOOKS                         | 59,069.18  |
| 205  | 25,147.24  |
| PRE-TRIAL DIVERSION                          | 25,147.24  |
| 5100   | 10,930.96  |
| DISTRICT ATTORNEY                            | 10,930.96  |
| 710110                                       | 8,062.80   |
| SALARY/REGULAR                               | 8,062.80   |
| 720100                                       | 616.80     |
| SOCIAL SECURITY                              | 616.80     |
| 720120                                       | 989.30     |
| RETIREMENT                                   | 989.30     |
| 720140                                       | 149.72     |
| STATE UNEMPLOYMENT TAX                       | 149.72     |
| 740640                                       | 1,112.34   |
| CONTRACT SERVICES                            | 1,112.34   |
| 5103   | 14,216.28  |
| PRE-TRIAL DIVERSION                          | 14,216.28  |
| 710110                                       | 10,812.42  |
| SALARY/REGULAR                               | 10,812.42  |
| 720100                                       | 827.14     |
| SOCIAL SECURITY                              | 827.14     |
| 720120                                       | 1,326.67   |
| RETIREMENT                                   | 1,326.67   |
| 720140                                       | 11.35      |
| STATE UNEMPLOYMENT TAX                       | 11.35      |
| 740660                                       | 1,238.70   |
| EQUIPMENT RENTAL                             | 1,238.70   |
| 206  | 917,512.49 |
| COUNTY CLERK RECORDS MGMT & PRESERVATION     | 917,512.49 |
| 1206   | 15,744.25  |
| COUNTY CLERK RECORDS MANAGEMENT/PRESERVATION | 15,744.25  |
| 730100                                       | 2,316.91   |
| OFFICE SUPPLIES                              | 2,316.91   |

|                           |            |
|---------------------------|------------|
| 740110                    | 59.46      |
| IT SOFTWARE MAINTENANCE   | 59.46      |
| 740504                    | 104.00     |
| ONLINE SERVICES           | 104.00     |
| 740512                    | 11,732.59  |
| PROFESSIONAL SERVICES     | 11,732.59  |
| 740530                    | 151.96     |
| MOBILE PHONE AND DATA     | 151.96     |
| 740640                    | 54.73      |
| CONTRACT SERVICES         | 54.73      |
| 740656                    | 974.60     |
| RENT AND LEASES           | 974.60     |
| 740660                    | 350.00     |
| EQUIPMENT RENTAL          | 350.00     |
| 2300                      | 901,768.24 |
| COUNTY CLERK              | 901,768.24 |
| 710110                    | 207,144.99 |
| SALARY/REGULAR            | 207,144.99 |
| 720100                    | 15,601.52  |
| SOCIAL SECURITY           | 15,601.52  |
| 720110                    | 47,147.33  |
| EMPLOYEE INSURANCE        | 47,147.33  |
| 720120                    | 25,416.64  |
| RETIREMENT                | 25,416.64  |
| 720140                    | 874.16     |
| STATE UNEMPLOYMENT TAX    | 874.16     |
| 730100                    | 11,963.45  |
| OFFICE SUPPLIES           | 11,963.45  |
| 740504                    | 468.00     |
| ONLINE SERVICES           | 468.00     |
| 740510                    | 465.00     |
| PROFESSIONAL DEVELOPMENT  | 465.00     |
| 740512                    | 112,113.01 |
| PROFESSIONAL SERVICES     | 112,113.01 |
| 740530                    | 607.84     |
| MOBILE PHONE AND DATA     | 607.84     |
| 740540                    | 1,081.10   |
| TRAVEL EXPENSE            | 1,081.10   |
| 740640                    | 217.50     |
| CONTRACT SERVICES         | 217.50     |
| 740656                    | 8,526.59   |
| RENT AND LEASES           | 8,526.59   |
| 750300                    | 470,141.11 |
| CAPITAL OUTLAY-BUILDING   | 470,141.11 |
| 207                       | 627,823.90 |
| COUNTY RECORDS MANAGEMENT | 627,823.90 |
| 6404                      | 627,823.90 |
| WARRANTS                  | 627,823.90 |
| 710110                    | 415,268.78 |
| SALARY/REGULAR            | 415,268.78 |
| 710130                    | 347.10     |
| SALARY/OVERTIME           | 347.10     |
| 720100                    | 31,213.47  |
| SOCIAL SECURITY           | 31,213.47  |

|  |  |            |
|--|--|------------|
| 720110                                     |  | 117,946.55 |
| EMPLOYEE INSURANCE                         |  | 117,946.55 |
| 720120                                     |  | 50,995.66  |
| RETIREMENT                                 |  | 50,995.66  |
| 720140                                     |  | 1,858.96   |
| STATE UNEMPLOYMENT TAX                     |  | 1,858.96   |
| 730100                                     |  | 5,285.67   |
| OFFICE SUPPLIES                            |  | 5,285.67   |
| 740510                                     |  | 1,375.00   |
| PROFESSIONAL DEVELOPMENT                   |  | 1,375.00   |
| 740580                                     |  | 1,011.27   |
| PRINTING                                   |  | 1,011.27   |
| 740660                                     |  | 2,521.44   |
| EQUIPMENT RENTAL                           |  | 2,521.44   |
| 208  |  | 46,985.59  |
| DISTRICT CLERK RECORDS MGMT & PRESERVATION |  | 46,985.59  |
| 2700                                       |  | 46,985.59  |
| DISTRICT CLERK                             |  | 46,985.59  |
| 730100                                     |  | 12,892.39  |
| OFFICE SUPPLIES                            |  | 12,892.39  |
| 730320                                     |  | 2,724.60   |
| IT HARDWARE                                |  | 2,724.60   |
| 740512                                     |  | 29,894.10  |
| PROFESSIONAL SERVICES                      |  | 29,894.10  |
| 740640                                     |  | 1,474.50   |
| CONTRACT SERVICES                          |  | 1,474.50   |
| 209  |  | 5,262.86   |
| DISTRICT CLERK RECORDS PRESERVATION        |  | 5,262.86   |
| 2700                                       |  | 5,262.86   |
| DISTRICT CLERK                             |  | 5,262.86   |
| 730100                                     |  | 4,390.40   |
| OFFICE SUPPLIES                            |  | 4,390.40   |
| 740512                                     |  | 36.00      |
| PROFESSIONAL SERVICES                      |  | 36.00      |
| 740970                                     |  | 836.46     |
| FREIGHT AND HANDLING                       |  | 836.46     |
| 211  |  | 12,916.42  |
| COUNTY AND DISTRICT COURT TECHNOLOGY       |  | 12,916.42  |
| 8107                                       |  | 12,916.42  |
| COURT TECHNOLOGY COUNTY/DISTRICT           |  | 12,916.42  |
| 730100                                     |  | 9,242.63   |
| OFFICE SUPPLIES                            |  | 9,242.63   |
| 730380                                     |  | 560.00     |
| AUDIO/VISUAL SUPPLIES                      |  | 560.00     |
| 740530                                     |  | 3,113.79   |
| MOBILE PHONE AND DATA                      |  | 3,113.79   |
| 212  |  | 36,248.14  |
| COURT GUARDIANSHIP                         |  | 36,248.14  |
| 8105                                       |  | 36,248.14  |
| COURT GUARDIANSHIP                         |  | 36,248.14  |
| 740230                                     |  | 2.06       |
| LITIGATION EXPENSES                        |  | 2.06       |
| 740270                                     |  | 8,390.08   |
| APPOINTED ATTORNEY                         |  | 8,390.08   |

|   |  |            |
|---|--|------------|
| 740310                                      |  | 27,856.00  |
| APPOINTED ATTORNEY-CIVIL                    |  | 27,856.00  |
| 213   |  | 79,827.45  |
| COURT REPORTER SERVICE                      |  | 79,827.45  |
| 1213  |  | 173.72     |
| COURT REPORTER SERVICE                      |  | 173.72     |
| 730100                                      |  | 173.72     |
| OFFICE SUPPLIES                             |  | 173.72     |
| 8106  |  | 79,653.73  |
| COURT REPORTER                              |  | 79,653.73  |
| 730100                                      |  | 20,920.00  |
| OFFICE SUPPLIES                             |  | 20,920.00  |
| 740484                                      |  | 27,939.27  |
| COURT REPORTER TRANSCRIPT                   |  | 27,939.27  |
| 740512                                      |  | 30,651.86  |
| PROFESSIONAL SERVICES                       |  | 30,651.86  |
| 740540                                      |  | 142.60     |
| TRAVEL EXPENSE                              |  | 142.60     |
| 214   |  | 328,169.44 |
| COURTHOUSE SECURITY - COUNTY/DISTRICT COURT |  | 328,169.44 |
| 6101  |  | 328,169.44 |
| SHERIFF COURTHOUSE SECURITY                 |  | 328,169.44 |
| 740640                                      |  | 328,169.44 |
| CONTRACT SERVICES                           |  | 328,169.44 |
| 215   |  | 23,094.76  |
| COURTHOUSE SECURITY - JP                    |  | 23,094.76  |
| 8590  |  | 23,094.76  |
| JP JUSTICE COURT SECURITY                   |  | 23,094.76  |
| 730100                                      |  | 4,015.67   |
| OFFICE SUPPLIES                             |  | 4,015.67   |
| 750300                                      |  | 19,079.09  |
| CAPITAL OUTLAY-BUILDING                     |  | 19,079.09  |
| 216   |  | 75,683.92  |
| JUSTICE COURT TECHNOLOGY                    |  | 75,683.92  |
| 1216  |  | 20,000.00  |
| JUSTICE COURT TECHNOLOGY                    |  | 20,000.00  |
| 730330                                      |  | 20,000.00  |
| IT SOFTWARE                                 |  | 20,000.00  |
| 8591  |  | 55,683.92  |
| JP JUSTICE COURT TECHNOLOGY                 |  | 55,683.92  |
| 730100                                      |  | 47,018.10  |
| OFFICE SUPPLIES                             |  | 47,018.10  |
| 740510                                      |  | 600.00     |
| PROFESSIONAL DEVELOPMENT                    |  | 600.00     |
| 740512                                      |  | 33.45      |
| PROFESSIONAL SERVICES                       |  | 33.45      |
| 740530                                      |  | 3,462.86   |
| MOBILE PHONE AND DATA                       |  | 3,462.86   |
| 740540                                      |  | 385.00     |
| TRAVEL EXPENSE                              |  | 385.00     |
| 740640                                      |  | 1,258.15   |
| CONTRACT SERVICES                           |  | 1,258.15   |
| 740100                                      |  | 2,926.36   |
| IT HARDWARE MAINTENANCE                     |  | 2,926.36   |

|        |                               |            |
|--------|-------------------------------|------------|
| 247    | JUVENILE CASE MANAGER         | 301,996.63 |
| 8592   |                               | 301,996.63 |
|        | JP JUVENILE CASE MANAGER      | 301,996.63 |
| 710110 |                               | 201,920.53 |
|        | SALARY/REGULAR                | 201,920.53 |
| 710130 |                               | 864.29     |
|        | SALARY/OVERTIME               | 864.29     |
| 720100 |                               | 14,995.97  |
|        | SOCIAL SECURITY               | 14,995.97  |
| 720110 |                               | 58,485.20  |
|        | EMPLOYEE INSURANCE            | 58,485.20  |
| 720120 |                               | 24,881.83  |
|        | RETIREMENT                    | 24,881.83  |
| 720140 |                               | 848.81     |
|        | STATE UNEMPLOYMENT TAX        | 848.81     |
| 248    | CC VITAL RECORDS PRESERVATION | 9,388.63   |
| 2300   |                               | 9,388.63   |
|        | COUNTY CLERK                  | 9,388.63   |
| 730100 |                               | 1,938.31   |
|        | OFFICE SUPPLIES               | 1,938.31   |
| 730170 |                               | 6,251.00   |
|        | BIRTH CERTIFICATES            | 6,251.00   |
| 740510 |                               | 600.00     |
|        | PROFESSIONAL DEVELOPMENT      | 600.00     |
| 740540 |                               | 599.32     |
|        | TRAVEL EXPENSE                | 599.32     |
| 249    | CONTRACT ELECTION SERVICE     | 850,514.66 |
| 2502   |                               | 274,643.29 |
|        | CONTRACT ELECTION DIRECT PAID | 274,643.29 |
| 710110 |                               | 375.70     |
|        | SALARY/REGULAR                | 375.70     |
| 710120 |                               | 170,548.00 |
|        | SALARY/OTHER                  | 170,548.00 |
| 730100 |                               | 11,270.45  |
|        | OFFICE SUPPLIES               | 11,270.45  |
| 730140 |                               | 598.35     |
|        | JANITOR SUPPLIES              | 598.35     |
| 730250 |                               | 25.93      |
|        | SHOP SUPPLIES                 | 25.93      |
| 730390 |                               | 1,000.00   |
|        | MEDICAL SUPPLIES              | 1,000.00   |
| 740140 |                               | 12.65      |
|        | VEHICLE MAINTENANCE           | 12.65      |
| 740512 |                               | 79,257.00  |
|        | PROFESSIONAL SERVICES         | 79,257.00  |
| 740540 |                               | 3,469.63   |
|        | TRAVEL EXPENSE                | 3,469.63   |
| 740656 |                               | 1,600.00   |
|        | RENT AND LEASES               | 1,600.00   |
| 740694 |                               | 762.42     |
|        | FOOD SERVICE                  | 762.42     |

|   |               |
|---|---------------|
| 730101  | 5,723.16      |
| FOOD SUPPLIES                                   | 5,723.16      |
| 2503  | 575,871.37    |
| CONTRACT ELECTION MOCO PAYABLE                  | 575,871.37    |
| 710110  | 221,528.74    |
| SALARY/REGULAR                                  | 221,528.74    |
| 710130  | 109,093.68    |
| SALARY/OVERTIME                                 | 109,093.68    |
| 720100  | 24,791.37     |
| SOCIAL SECURITY                                 | 24,791.37     |
| 720110  | 42,899.23     |
| EMPLOYEE INSURANCE                              | 42,899.23     |
| 720120  | 29,733.31     |
| RETIREMENT                                      | 29,733.31     |
| 720140  | 830.58        |
| STATE UNEMPLOYMENT TAX                          | 830.58        |
| 730100  | 74,664.56     |
| OFFICE SUPPLIES                                 | 74,664.56     |
| 730210  | 2,521.10      |
| DATA PROCESSING SUPPLIES                        | 2,521.10      |
| 730250  | 99.96         |
| SHOP SUPPLIES                                   | 99.96         |
| 740140  | 56.23         |
| VEHICLE MAINTENANCE                             | 56.23         |
| 740512  | 40,216.26     |
| PROFESSIONAL SERVICES                           | 40,216.26     |
| 740530  | 3,028.38      |
| MOBILE PHONE AND DATA                           | 3,028.38      |
| 740540  | 202.57        |
| TRAVEL EXPENSE                                  | 202.57        |
| 740570  | 837.00        |
| ADVERTISING                                     | 837.00        |
| 740580  | 19,011.50     |
| PRINTING  | 19,011.50     |
| 740660  | 1,476.29      |
| EQUIPMENT RENTAL                                | 1,476.29      |
| 750400  | 4,707.75      |
| CAPITAL OUTLAY-FURNITURE FIXTURES AND EQUIPMENT | 4,707.75      |
| 730101  | 172.86        |
| FOOD SUPPLIES                                   | 172.86        |
| 2210  | 41,427,410.48 |
| GRANTS  | 41,427,410.48 |
| 1220  | 626,611.88    |
| GRANTS  | 626,611.88    |
| 770100  | 626,611.88    |
| TRANSFERS OUT                                   | 626,611.88    |
| 2000  | 10,310,319.13 |
| COUNTY JUDGE                                    | 10,310,319.13 |
| 710110  | 25,273.45     |
| SALARY/REGULAR                                  | 25,273.45     |
| 710130  | 11,887.62     |
| SALARY/OVERTIME                                 | 11,887.62     |
| 720100  | 2,809.79      |
| SOCIAL SECURITY                                 | 2,809.79      |



|                             |  |               |
|-----------------------------|--|---------------|
| 720110                      |  | 2,652.51      |
| EMPLOYEE INSURANCE          |  | 2,652.51      |
| 720120                      |  | 1,756.30      |
| RETIREMENT                  |  | 1,756.30      |
| 720140                      |  | 83.92         |
| STATE UNEMPLOYMENT TAX      |  | 83.92         |
| 730100                      |  | 10,344.50     |
| OFFICE SUPPLIES             |  | 10,344.50     |
| 730140                      |  | 32,957.74     |
| JANITOR SUPPLIES            |  | 32,957.74     |
| 730220                      |  | 19,856.78     |
| REPLACEMENTS                |  | 19,856.78     |
| 730320                      |  | 1,966,160.29  |
| IT HARDWARE                 |  | 1,966,160.29  |
| 730330                      |  | 51,694.27     |
| IT SOFTWARE                 |  | 51,694.27     |
| 730390                      |  | 565,033.85    |
| MEDICAL SUPPLIES            |  | 565,033.85    |
| 740512                      |  | 3,081.57      |
| PROFESSIONAL SERVICES       |  | 3,081.57      |
| 740540                      |  | 254.64        |
| TRAVEL EXPENSE              |  | 254.64        |
| 740560                      |  | 7,000.00      |
| TRANSPORTATION              |  | 7,000.00      |
| 740640                      |  | 7,476,671.00  |
| CONTRACT SERVICES           |  | 7,476,671.00  |
| 740660                      |  | 12,034.12     |
| EQUIPMENT RENTAL            |  | 12,034.12     |
| 740694                      |  | 646.30        |
| FOOD SERVICE                |  | 646.30        |
| 740750                      |  | 129.60        |
| REMODEL                     |  | 129.60        |
| 740970                      |  | 571.46        |
| FREIGHT AND HANDLING        |  | 571.46        |
| 750300                      |  | 25,325.42     |
| CAPITAL OUTLAY-BUILDING     |  | 25,325.42     |
| 750600                      |  | 94,094.00     |
| CAPITAL OUTLAY-VEHICLES     |  | 94,094.00     |
| 2600                        |  | 747,573.32    |
| INFORMATION TECHNOLOGY      |  | 747,573.32    |
| 730320                      |  | 645,106.51    |
| IT HARDWARE                 |  | 645,106.51    |
| 730330                      |  | 102,466.81    |
| IT SOFTWARE                 |  | 102,466.81    |
| 2800                        |  | 14,748,744.01 |
| COUNTY ATTORNEY             |  | 14,748,744.01 |
| 710110                      |  | 380,586.58    |
| SALARY/REGULAR              |  | 380,586.58    |
| 710140                      |  | 594.11        |
| SALARY/CELL PHONE ALLOWANCE |  | 594.11        |
| 720100                      |  | 29,081.10     |
| SOCIAL SECURITY             |  | 29,081.10     |
| 720110                      |  | 66,169.78     |
| EMPLOYEE INSURANCE          |  | 66,169.78     |

|                                   |               |
|-----------------------------------|---------------|
| 720120                            | 47,617.48     |
| RETIREMENT                        | 47,617.48     |
| 720140                            | 323.95        |
| STATE UNEMPLOYMENT TAX            | 323.95        |
| 730100                            | 3,928.21      |
| OFFICE SUPPLIES                   | 3,928.21      |
| 730120                            | 672.30        |
| BOOK SUPPLEMENTS                  | 672.30        |
| 740220                            | 5,047.21      |
| LEGAL/LITIGATION COSTS            | 5,047.21      |
| 740510                            | 800.00        |
| PROFESSIONAL DEVELOPMENT          | 800.00        |
| 740512                            | 14,193,607.24 |
| PROFESSIONAL SERVICES             | 14,193,607.24 |
| 740530                            | 13,317.92     |
| MOBILE PHONE AND DATA             | 13,317.92     |
| 740540                            | 32.00         |
| TRAVEL EXPENSE                    | 32.00         |
| 750300                            | 6,966.13      |
| CAPITAL OUTLAY-BUILDING           | 6,966.13      |
| 3200                              | 20,113.49     |
| OTHER                             | 20,113.49     |
| 740640                            | 20,113.49     |
| CONTRACT SERVICES                 | 20,113.49     |
| 3210                              | -             |
| NON-DEPARTMENTAL                  | -             |
| 740512                            | -             |
| PROFESSIONAL SERVICES             | -             |
| 740620                            | -             |
| ELECTRICITY                       | -             |
| 4100                              | 1,197.83      |
| ANIMAL SERVICES                   | 1,197.83      |
| 730100                            | 1,197.83      |
| OFFICE SUPPLIES                   | 1,197.83      |
| 4200                              | 6,600.00      |
| FORENSIC SERVICES                 | 6,600.00      |
| 740510                            | 100.00        |
| PROFESSIONAL DEVELOPMENT          | 100.00        |
| 740640                            | 6,500.00      |
| CONTRACT SERVICES                 | 6,500.00      |
| 4300                              | 5,397,650.84  |
| MCCD-COUNTY APPROPRIATIONS (CDBG) | 5,397,650.84  |
| 710100                            | 130,625.58    |
| SALARY/OFFICIAL-DEPARTMENT HEAD   | 130,625.58    |
| 710110                            | 248,719.34    |
| SALARY/REGULAR                    | 248,719.34    |
| 710140                            | 941.57        |
| SALARY/CELL PHONE ALLOWANCE       | 941.57        |
| 720100                            | 27,968.95     |
| SOCIAL SECURITY                   | 27,968.95     |
| 720110                            | 58,937.35     |
| EMPLOYEE INSURANCE                | 58,937.35     |
| 720120                            | 46,661.07     |
| RETIREMENT                        | 46,661.07     |

|                          |              |
|--------------------------|--------------|
| 720140                   |              |
| STATE UNEMPLOYMENT TAX   | 959.66       |
| 730100                   | 959.66       |
| OFFICE SUPPLIES          | 2,513.61     |
| 730110                   | 2,513.61     |
| POSTAGE                  | 70.76        |
| 740420                   | 70.76        |
| COURIER SERVICE          | 54.49        |
| 740510                   | 54.49        |
| PROFESSIONAL DEVELOPMENT | 1,207.10     |
| 740512                   | 1,207.10     |
| PROFESSIONAL SERVICES    | 3,103,806.63 |
| 740530                   | 3,103,806.63 |
| MOBILE PHONE AND DATA    | (3.86)       |
| 740540                   | (3.86)       |
| TRAVEL EXPENSE           | 7,815.42     |
| 740570                   | 7,815.42     |
| ADVERTISING              | 6,929.30     |
| 740580                   | 6,929.30     |
| PRINTING                 | 19.95        |
| 740640                   | 19.95        |
| CONTRACT SERVICES        | 1,371,067.05 |
| 740656                   | 1,371,067.05 |
| RENT AND LEASES          | 385,977.08   |
| 740660                   | 385,977.08   |
| EQUIPMENT RENTAL         | 2,555.96     |
| 740820                   | 2,555.96     |
| DEMOLITION               | 198.83       |
| 740100                   | 198.83       |
| IT HARDWARE MAINTENANCE  | 625.00       |
| 4500                     | 625.00       |
| MEMORIAL LIBRARY         | 46,408.76    |
| 730220                   | 46,408.76    |
| REPLACEMENTS             | 46,408.76    |
| 5000                     | 46,408.76    |
| AIRPORT                  | 178,500.43   |
| 750800                   | 178,500.43   |
| MAJOR PROJECTS           | 178,500.43   |
| 5100                     | 178,500.43   |
| DISTRICT ATTORNEY        | 605,417.56   |
| 710110                   | 605,417.56   |
| SALARY/REGULAR           | 256,715.58   |
| 710130                   | 256,715.58   |
| SALARY/OVERTIME          | 101,612.00   |
| 710150                   | 101,612.00   |
| SALARY/SPECIAL PAY       | 22,475.00    |
| 720100                   | 22,475.00    |
| SOCIAL SECURITY          | 28,241.02    |
| 720110                   | 28,241.02    |
| EMPLOYEE INSURANCE       | 40,265.59    |
| 720120                   | 40,265.59    |
| RETIREMENT               | 45,205.37    |
| 720130                   | 45,205.37    |
| WORKERS COMPENSATION     | 3,512.10     |
|                          | 3,512.10     |

|  |              |
|--|--------------|
| 720140   | 880.88       |
| STATE UNEMPLOYMENT TAX                             | 880.88       |
| 730100   | 8,257.16     |
| OFFICE SUPPLIES                                    | 8,257.16     |
| 740120   | 1,620.00     |
| MEDICAL SERVICES                                   | 1,620.00     |
| 740510   | 735.00       |
| PROFESSIONAL DEVELOPMENT                           | 735.00       |
| 740512   | 56,146.34    |
| PROFESSIONAL SERVICES                              | 56,146.34    |
| 740530   | 82.25        |
| MOBILE PHONE AND DATA                              | 82.25        |
| 740540   | 444.77       |
| TRAVEL EXPENSE                                     | 444.77       |
| 740640   | 39,224.50    |
| CONTRACT SERVICES                                  | 39,224.50    |
| 5200   | 4,689,307.84 |
| OFFICE OF HOMELAND SECURITY & EMERGENCY MANAGEMENT | 4,689,307.84 |
| 710110   | 120,123.68   |
| SALARY/REGULAR                                     | 120,123.68   |
| 720100   | 8,836.90     |
| SOCIAL SECURITY                                    | 8,836.90     |
| 720110   | 34,591.72    |
| EMPLOYEE INSURANCE                                 | 34,591.72    |
| 720120   | 14,739.23    |
| RETIREMENT   | 14,739.23    |
| 720130   | 290.15       |
| WORKERS COMPENSATION                               | 290.15       |
| 720140   | 382.13       |
| STATE UNEMPLOYMENT TAX                             | 382.13       |
| 730100   | 199,903.58   |
| OFFICE SUPPLIES                                    | 199,903.58   |
| 730140   | 65,612.43    |
| JANITOR SUPPLIES                                   | 65,612.43    |
| 730220   | 10,723.38    |
| REPLACEMENTS                                       | 10,723.38    |
| 730240   | 20.00        |
| FUEL   | 20.00        |
| 730260   | 2,358.25     |
| VEHICLE SUPPLIES                                   | 2,358.25     |
| 730270   | 31,900.00    |
| LAW ENFORCEMENT SPECIFIC SUPPLIES                  | 31,900.00    |
| 730300   | 700.36       |
| COMMUNITY AWARENESS SUPPLIES                       | 700.36       |
| 730330   | 13,273.12    |
| IT SOFTWARE  | 13,273.12    |
| 730390   | 366,559.41   |
| MEDICAL SUPPLIES                                   | 366,559.41   |
| 740510   | 1,378.76     |
| PROFESSIONAL DEVELOPMENT                           | 1,378.76     |
| 740512   | 244,485.37   |
| PROFESSIONAL SERVICES                              | 244,485.37   |
| 740530   | 6,704.19     |
| MOBILE PHONE AND DATA                              | 6,704.19     |

|   |  |              |
|---|--|--------------|
| 740540  |  | 20,920.01    |
| TRAVEL EXPENSE                                  |  | 20,920.01    |
| 740640  |  | 152,473.64   |
| CONTRACT SERVICES                               |  | 152,473.64   |
| 740656  |  | 155,830.00   |
| RENT AND LEASES                                 |  | 155,830.00   |
| 740660  |  | 6,612.42     |
| EQUIPMENT RENTAL                                |  | 6,612.42     |
| 740694  |  | 4,917.68     |
| FOOD SERVICE                                    |  | 4,917.68     |
| 740750  |  | 487.50       |
| REMODEL   |  | 487.50       |
| 740820  |  | 90,812.95    |
| DEMOLITION                                      |  | 90,812.95    |
| 740970  |  | 2,639.72     |
| FREIGHT AND HANDLING                            |  | 2,639.72     |
| 750300  |  | 1,896,030.14 |
| CAPITAL OUTLAY-BUILDING                         |  | 1,896,030.14 |
| 750400  |  | 1,155,910.05 |
| CAPITAL OUTLAY-FURNITURE FIXTURES AND EQUIPMENT |  | 1,155,910.05 |
| 750600  |  | 78,251.07    |
| CAPITAL OUTLAY-VEHICLES                         |  | 78,251.07    |
| 750100  |  | 1,840.00     |
| CAPITAL OUTLAY-CAPITAL IMPROVEMENT PLAN         |  | 1,840.00     |
| 5400  |  | 1,784,541.40 |
| JUVENILE PROBATION-ADMINISTRATIVE               |  | 1,784,541.40 |
| 710110  |  | 790,953.20   |
| SALARY/REGULAR                                  |  | 790,953.20   |
| 710140  |  | 481.44       |
| SALARY/CELL PHONE ALLOWANCE                     |  | 481.44       |
| 720100  |  | 58,844.40    |
| SOCIAL SECURITY                                 |  | 58,844.40    |
| 720110  |  | 190,806.78   |
| EMPLOYEE INSURANCE                              |  | 190,806.78   |
| 720120  |  | 97,107.67    |
| RETIREMENT                                      |  | 97,107.67    |
| 720140  |  | 2,952.76     |
| STATE UNEMPLOYMENT TAX                          |  | 2,952.76     |
| 730100  |  | 21,931.74    |
| OFFICE SUPPLIES                                 |  | 21,931.74    |
| 730120  |  | 48.93        |
| BOOK SUPPLEMENTS                                |  | 48.93        |
| 730240  |  | 1,224.95     |
| FUEL  |  | 1,224.95     |
| 730260  |  | 25.28        |
| VEHICLE SUPPLIES                                |  | 25.28        |
| 730320  |  | 8,190.15     |
| IT HARDWARE                                     |  | 8,190.15     |
| 730390  |  | 6,410.08     |
| MEDICAL SUPPLIES                                |  | 6,410.08     |
| 740120  |  | 20.85        |
| MEDICAL SERVICES                                |  | 20.85        |
| 740140  |  | 27.25        |
| VEHICLE MAINTENANCE                             |  | 27.25        |

|   |  |            |
|---|--|------------|
| 740210                                      |  | 7,575.00   |
| PSYCHOLOGICAL/PSYCHIATRIC SERVICE           |  | 7,575.00   |
| 740400                                      |  | 4,750.00   |
| AUDIT                                       |  | 4,750.00   |
| 740420                                      |  | 13.34      |
| COURIER SERVICE                             |  | 13.34      |
| 740510                                      |  | 7,628.00   |
| PROFESSIONAL DEVELOPMENT                    |  | 7,628.00   |
| 740512                                      |  | 54,530.79  |
| PROFESSIONAL SERVICES                       |  | 54,530.79  |
| 740516                                      |  | 29,118.05  |
| PROFESSIONAL SERVICES-URINALYSIS            |  | 29,118.05  |
| 740518                                      |  | 18,476.00  |
| PROFESSIONAL SERVICES-POLYGRAPH             |  | 18,476.00  |
| 740530                                      |  | 9,292.36   |
| MOBILE PHONE AND DATA                       |  | 9,292.36   |
| 740540                                      |  | 9,002.94   |
| TRAVEL EXPENSE                              |  | 9,002.94   |
| 740580                                      |  | 23.68      |
| PRINTING                                    |  | 23.68      |
| 740790                                      |  | 26,868.47  |
| ELECTRONIC MONITORING                       |  | 26,868.47  |
| 740800                                      |  | 55,205.10  |
| PURCHASED RESIDENTIAL SERVICE-INTERNAL CONT |  | 55,205.10  |
| 740810                                      |  | 383,031.69 |
| PURCHASED RESIDENTIAL SERVICE-EXTERNAL CONT |  | 383,031.69 |
| 740250                                      |  | 0.50       |
| PENALTY/LATE CHARGE                         |  | 0.50       |
| 5401  |  | 907,450.84 |
| JUVENILE PROBATION-DETENTION                |  | 907,450.84 |
| 710110                                      |  | 298,221.11 |
| SALARY/REGULAR                              |  | 298,221.11 |
| 710130                                      |  | 10,373.44  |
| SALARY/OVERTIME                             |  | 10,373.44  |
| 720100                                      |  | 23,221.27  |
| SOCIAL SECURITY                             |  | 23,221.27  |
| 720110                                      |  | 79,869.11  |
| EMPLOYEE INSURANCE                          |  | 79,869.11  |
| 720120                                      |  | 37,864.34  |
| RETIREMENT                                  |  | 37,864.34  |
| 720140                                      |  | 1,149.06   |
| STATE UNEMPLOYMENT TAX                      |  | 1,149.06   |
| 730100                                      |  | 21,492.09  |
| OFFICE SUPPLIES                             |  | 21,492.09  |
| 730310                                      |  | 815.00     |
| UNIFORMS                                    |  | 815.00     |
| 740210                                      |  | 7,157.50   |
| PSYCHOLOGICAL/PSYCHIATRIC SERVICE           |  | 7,157.50   |
| 740512                                      |  | 426,295.92 |
| PROFESSIONAL SERVICES                       |  | 426,295.92 |
| 740694                                      |  | 992.00     |
| FOOD SERVICE                                |  | 992.00     |
| 6000  |  | 155,697.98 |
| SHERIFF                                     |  | 155,697.98 |

|   |            |
|---|------------|
| 710130  | 1,344.58   |
| SALARY/OVERTIME                                 | 1,344.58   |
| 720100  | 96.10      |
| SOCIAL SECURITY                                 | 96.10      |
| 720120  | 164.98     |
| RETIREMENT                                      | 164.98     |
| 730140  | 6,387.62   |
| JANITOR SUPPLIES                                | 6,387.62   |
| 730390  | 104,106.11 |
| MEDICAL SUPPLIES                                | 104,106.11 |
| 750400  | 43,598.59  |
| CAPITAL OUTLAY-FURNITURE FIXTURES AND EQUIPMENT | 43,598.59  |
| 6200  | 49,460.65  |
| SHERIFF CID                                     | 49,460.65  |
| 710110  | 31,674.16  |
| SALARY/REGULAR                                  | 31,674.16  |
| 720100  | 2,411.61   |
| SOCIAL SECURITY                                 | 2,411.61   |
| 720110  | 7,626.22   |
| EMPLOYEE INSURANCE                              | 7,626.22   |
| 720120  | 3,886.41   |
| RETIREMENT                                      | 3,886.41   |
| 720130  | 62.03      |
| WORKERS COMPENSATION                            | 62.03      |
| 720140  | 138.30     |
| STATE UNEMPLOYMENT TAX                          | 138.30     |
| 730100  | 3,661.92   |
| OFFICE SUPPLIES                                 | 3,661.92   |
| 6202  | 88,745.50  |
| SHERIFF ORGANIZED CRIME                         | 88,745.50  |
| 710130  | 54,157.86  |
| SALARY/OVERTIME                                 | 54,157.86  |
| 720100  | 4,026.51   |
| SOCIAL SECURITY                                 | 4,026.51   |
| 720110  | -          |
| EMPLOYEE INSURANCE                              | -          |
| 720120  | 6,645.15   |
| RETIREMENT                                      | 6,645.15   |
| 720130  | -          |
| WORKERS COMPENSATION                            | -          |
| 730100  | 10,682.17  |
| OFFICE SUPPLIES                                 | 10,682.17  |
| 730270  | 72.99      |
| LAW ENFORCEMENT SPECIFIC SUPPLIES               | 72.99      |
| 740540  | 1,660.82   |
| TRAVEL EXPENSE                                  | 1,660.82   |
| 740660  | 11,500.00  |
| EQUIPMENT RENTAL                                | 11,500.00  |
| 6300  | 64,956.13  |
| SHERIFF PATROL                                  | 64,956.13  |
| 710130  | 53,336.05  |
| SALARY/OVERTIME                                 | 53,336.05  |
| 720100  | 4,021.38   |
| SOCIAL SECURITY                                 | 4,021.38   |

|                        |            |
|------------------------|------------|
| 720120                 | 6,544.35   |
| RETIREMENT             | 6,544.35   |
| 720130                 | 1,054.35   |
| WORKERS COMPENSATION   | 1,054.35   |
| 6302                   | 572,831.87 |
| SHERIFF PATROL WEST    | 572,831.87 |
| 710110                 | 265,213.41 |
| SALARY/REGULAR         | 265,213.41 |
| 720100                 | 19,979.55  |
| SOCIAL SECURITY        | 19,979.55  |
| 720110                 | 43,134.13  |
| EMPLOYEE INSURANCE     | 43,134.13  |
| 720120                 | 32,541.55  |
| RETIREMENT             | 32,541.55  |
| 720130                 | 3,612.98   |
| WORKERS COMPENSATION   | 3,612.98   |
| 720140                 | 577.79     |
| STATE UNEMPLOYMENT TAX | 577.79     |
| 730100                 | 1,535.62   |
| OFFICE SUPPLIES        | 1,535.62   |
| 730240                 | 577.95     |
| FUEL                   | 577.95     |
| 730330                 | 8,793.84   |
| IT SOFTWARE            | 8,793.84   |
| 740140                 | 13,922.39  |
| VEHICLE MAINTENANCE    | 13,922.39  |
| 740530                 | 4,413.87   |
| MOBILE PHONE AND DATA  | 4,413.87   |
| 740540                 | 2,156.94   |
| TRAVEL EXPENSE         | 2,156.94   |
| 740580                 | 52.46      |
| PRINTING               | 52.46      |
| 740620                 | 3,692.78   |
| ELECTRICITY            | 3,692.78   |
| 740640                 | 170,556.61 |
| CONTRACT SERVICES      | 170,556.61 |
| 740660                 | 2,070.00   |
| EQUIPMENT RENTAL       | 2,070.00   |
| 7100                   | 11,646.50  |
| CONSTABLE PRECINCT 1   | 11,646.50  |
| 710130                 | 6,924.24   |
| SALARY/OVERTIME        | 6,924.24   |
| 720100                 | 511.56     |
| SOCIAL SECURITY        | 511.56     |
| 720120                 | 849.57     |
| RETIREMENT             | 849.57     |
| 720130                 | 140.63     |
| WORKERS COMPENSATION   | 140.63     |
| 730100                 | 3,220.50   |
| OFFICE SUPPLIES        | 3,220.50   |
| 7300                   | 587.27     |
| CONSTABLE PRECINCT 3   | 587.27     |
| 730280                 | 587.27     |
| CANINE EXPENSES        | 587.27     |



|                                   |            |
|-----------------------------------|------------|
| 7400                              |            |
| CONSTABLE PRECINCT 4              | 6,795.06   |
| 710130                            | 6,795.06   |
| SALARY/OVERTIME                   | 4,298.70   |
| 720100                            | 4,298.70   |
| SOCIAL SECURITY                   | 322.10     |
| 720120                            | 322.10     |
| RETIREMENT                        | 527.46     |
| 720130                            | 527.46     |
| WORKERS COMPENSATION              | 76.80      |
| 730100                            | 76.80      |
| OFFICE SUPPLIES                   | 1,570.00   |
| 7500                              | 1,570.00   |
| CONSTABLE PRECINCT 5              | 44,150.61  |
| 710130                            | 44,150.61  |
| SALARY/OVERTIME                   | 7,985.79   |
| 720100                            | 7,985.79   |
| SOCIAL SECURITY                   | 598.03     |
| 720120                            | 598.03     |
| RETIREMENT                        | 979.84     |
| 720130                            | 979.84     |
| WORKERS COMPENSATION              | 178.79     |
| 730100                            | 178.79     |
| OFFICE SUPPLIES                   | 28,513.92  |
| 730270                            | 28,513.92  |
| LAW ENFORCEMENT SPECIFIC SUPPLIES | 5,894.24   |
| 8340                              | 5,894.24   |
| 359TH DISTRICT COURT              | 144,047.43 |
| 710110                            | 144,047.43 |
| SALARY/REGULAR                    | 55,712.51  |
| 720100                            | 55,712.51  |
| SOCIAL SECURITY                   | 3,885.06   |
| 720110                            | 3,885.06   |
| EMPLOYEE INSURANCE                | 11,787.47  |
| 720120                            | 11,787.47  |
| RETIREMENT                        | 6,836.00   |
| 720140                            | 6,836.00   |
| STATE UNEMPLOYMENT TAX            | 180.54     |
| 730100                            | 180.54     |
| OFFICE SUPPLIES                   | 656.20     |
| 740510                            | 656.20     |
| PROFESSIONAL DEVELOPMENT          | 1,420.00   |
| 740512                            | 1,420.00   |
| PROFESSIONAL SERVICES             | 61,480.45  |
| 740540                            | 61,480.45  |
| TRAVEL EXPENSE                    | 2,089.20   |
| 9300                              | 2,089.20   |
| COMMISSIONER PRECINCT 3           | 79,604.00  |
| 730100                            | 79,604.00  |
| OFFICE SUPPLIES                   | 72,239.00  |
| 730330                            | 72,239.00  |
| IT SOFTWARE                       | 7,365.00   |
| 9400                              | 7,365.00   |
| COMMISSIONER PRECINCT 4           | 138,450.15 |
|                                   | 138,450.15 |

|                             |               |
|-----------------------------|---------------|
| 730100                      |               |
| OFFICE SUPPLIES             | 4,947.75      |
| 740570                      | 4,947.75      |
| ADVERTISING                 | 306.00        |
| 750800                      | 306.00        |
| MAJOR PROJECTS              | 133,196.40    |
|                             | 133,196.40    |
| 2250                        | 83,048.07     |
| HAVA                        | 83,048.07     |
| 2500                        | 83,048.07     |
| ELECTIONS ADMINISTRATOR     | 83,048.07     |
| 730100                      | 8,437.05      |
| OFFICE SUPPLIES             | 8,437.05      |
| 730140                      | 3,567.52      |
| JANITOR SUPPLIES            | 3,567.52      |
| 730210                      | 8,576.25      |
| DATA PROCESSING SUPPLIES    | 8,576.25      |
| 730250                      | 1,639.53      |
| SHOP SUPPLIES               | 1,639.53      |
| 730320                      | 32,371.00     |
| IT HARDWARE                 | 32,371.00     |
| 730390                      | 1,821.31      |
| MEDICAL SUPPLIES            | 1,821.31      |
| 740512                      | 22,405.41     |
| PROFESSIONAL SERVICES       | 22,405.41     |
| 740580                      | 4,230.00      |
| PRINTING                    | 4,230.00      |
| 300                         | 36,945,029.44 |
| DEBT SERVICE                | 36,945,029.44 |
| 3290                        | 36,945,029.44 |
| DEBT SERVICE                | 36,945,029.44 |
| 780100                      | 12,970,000.00 |
| PRINCIPAL RETIREMENT        | 12,970,000.00 |
| 780200                      | 23,975,029.44 |
| INTEREST AND FISCAL CHARGES | 23,975,029.44 |
| 310                         | 210,644.21    |
| GL CONVERSION               | 210,644.21    |
| 3333                        | 210,644.21    |
| GL CONVERSION               | 210,644.21    |
| 730100                      | -             |
| OFFICE SUPPLIES             | -             |
| 770100                      | 210,644.21    |
| TRANSFERS OUT               | 210,644.21    |
| 340                         | -             |
| GASB 34 CONVERSION          | -             |
| 3210                        | -             |
| NON-DEPARTMENTAL            | -             |
| 750200                      | -             |
| CAPITAL OUTLAY-LAND         | -             |
| 5000                        | -             |
| AIRPORT                     | -             |
| 750800                      | -             |
| MAJOR PROJECTS              | -             |
| 6000                        | -             |
| SHERIFF                     | -             |

|   |               |
|---|---------------|
| 750800  | -             |
| MAJOR PROJECTS                                  | -             |
| 9100  | -             |
| COMMISSIONER-PRECINCT 1                         | -             |
| 750800  | -             |
| MAJOR PROJECTS                                  | -             |
| 9200  | -             |
| COMMISSIONER-PRECINCT 2                         | -             |
| 750800  | -             |
| MAJOR PROJECTS                                  | -             |
| 9300  | -             |
| COMMISSIONER-PRECINCT 3                         | -             |
| 750800  | -             |
| MAJOR PROJECTS                                  | -             |
| 9400  | -             |
| COMMISSIONER-PRECINCT 4                         | -             |
| 750800  | -             |
| MAJOR PROJECTS                                  | -             |
| 1000  | 12,919,208.05 |
| LOCAL CAPITAL PROJECTS                          | 12,919,208.05 |
| 1400  | 12,919,208.05 |
| LOCAL CAPITAL PROJECTS                          | 12,919,208.05 |
| 730320  | 464.70        |
| IT HARDWARE                                     | 464.70        |
| 730330  | 22,730.00     |
| IT SOFTWARE                                     | 22,730.00     |
| 740110  | 623,125.00    |
| IT SOFTWARE MAINTENANCE                         | 623,125.00    |
| 740512  | 798,226.04    |
| PROFESSIONAL SERVICES                           | 798,226.04    |
| 750200  | 1,299,773.38  |
| CAPITAL OUTLAY-LAND                             | 1,299,773.38  |
| 750300  | 47,009.17     |
| CAPITAL OUTLAY-BUILDING                         | 47,009.17     |
| 750400  | 2,974,576.42  |
| CAPITAL OUTLAY-FURNITURE FIXTURES AND EQUIPMENT | 2,974,576.42  |
| 750500  | 1,600,087.09  |
| CAPITAL OUTLAY-INTANGIBLES                      | 1,600,087.09  |
| 750800  | 5,553,216.25  |
| MAJOR PROJECTS                                  | 5,553,216.25  |
| 1002  | 580,605.26    |
| C/P CERTIFICATES OF OBLIGATION 2012             | 580,605.26    |
| 1402  | 580,605.26    |
| C/P CERTIFICATES OF OBLIGATION 2012             | 580,605.26    |
| 740512  | 364,928.73    |
| PROFESSIONAL SERVICES                           | 364,928.73    |
| 750800  | 215,676.53    |
| MAJOR PROJECTS                                  | 215,676.53    |
| 1004  | 1,527,738.23  |
| C/P ROAD BONDS 2016                             | 1,527,738.23  |
| 1903  | 1,527,738.23  |
| CAPITAL ROAD PROJECTS                           | 1,527,738.23  |
| 750800  | 1,527,738.23  |
| MAJOR PROJECTS                                  | 1,527,738.23  |

|     |   |               |
|-----|---|---------------|
| 405 |   | 8,345,383.69  |
|     | C/P ROAD BONDS 2016A                            | 8,345,383.69  |
|     | 1903  | 8,345,383.69  |
|     | CAPITAL ROAD PROJECTS                           | 8,345,383.69  |
|     | 740512  | (0.00)        |
|     | PROFESSIONAL SERVICES                           | (0.00)        |
|     | 740640  | -             |
|     | CONTRACT SERVICES                               | -             |
|     | 740920  | -             |
|     | APPRAISALS                                      | -             |
|     | 750200  | -             |
|     | CAPITAL OUTLAY-LAND                             | -             |
|     | 750800  | 8,345,383.69  |
|     | MAJOR PROJECTS                                  | 8,345,383.69  |
| 406 |   | 8,576,887.75  |
|     | C/P ROAD BONDS 2018                             | 8,576,887.75  |
|     | 1903  | 8,576,887.75  |
|     | CAPITAL ROAD PROJECTS                           | 8,576,887.75  |
|     | 740512  | 1,790.00      |
|     | PROFESSIONAL SERVICES                           | 1,790.00      |
|     | 750200  | 685,000.75    |
|     | CAPITAL OUTLAY-LAND                             | 685,000.75    |
|     | 750800  | 7,890,097.00  |
|     | MAJOR PROJECTS                                  | 7,890,097.00  |
| 407 |   | 14,527,939.51 |
|     | C/P ROAD BONDS 2018B                            | 14,527,939.51 |
|     | 1903  | 14,527,939.51 |
|     | CAPITAL ROAD PROJECTS                           | 14,527,939.51 |
|     | 750200  | -             |
|     | CAPITAL OUTLAY-LAND                             | -             |
|     | 750800  | 14,527,939.51 |
|     | MAJOR PROJECTS                                  | 14,527,939.51 |
| 408 |   | 377,421.24    |
|     | C/P SHERIFF'S PROJECTS                          | 377,421.24    |
|     | 1408  | 377,421.24    |
|     | SHERIFF PROJECTS                                | 377,421.24    |
|     | 750800  | 377,421.24    |
|     | MAJOR PROJECTS                                  | 377,421.24    |
| 500 |   | 42,596,062.13 |
|     | SELF INSURANCE                                  | 42,596,062.13 |
|     | 1500  | -             |
|     | SELF INSURANCE                                  | -             |
|     | 750400  | -             |
|     | CAPITAL OUTLAY-FURNITURE FIXTURES AND EQUIPMENT | -             |
|     | 2200  | 843,261.30    |
|     | RISK MANAGEMENT                                 | 843,261.30    |
|     | 740120  | 843,261.30    |
|     | MEDICAL SERVICES                                | 843,261.30    |
|     | 2201  | 41,752,800.83 |
|     | SELF INSURANCE                                  | 41,752,800.83 |
|     | 730100  | 1,172.98      |
|     | OFFICE SUPPLIES                                 | 1,172.98      |
|     | 740120  | 28,294,576.46 |
|     | MEDICAL SERVICES                                | 28,294,576.46 |

|   |              |
|---|--------------|
| 740130  | 2,128,223.86 |
| PHYSICIAN SERVICES                              | 2,128,223.86 |
| 740190  | 5,842,223.35 |
| RX CLAIMS                                       | 5,842,223.35 |
| 740512  | 5,000.00     |
| PROFESSIONAL SERVICES                           | 5,000.00     |
| 740620  | 803.41       |
| ELECTRICITY                                     | 803.41       |
| 740640  | 20,686.32    |
| CONTRACT SERVICES                               | 20,686.32    |
| 740660  | 1,909.08     |
| EQUIPMENT RENTAL                                | 1,909.08     |
| 740700  | 1,207,862.72 |
| INSURANCE/BOND PREMIUMS                         | 1,207,862.72 |
| 740710  | 742,246.97   |
| ADMINISTRATIVE CHARGES                          | 742,246.97   |
| 740740  | 15,425.10    |
| BANK SERVICE CHARGES                            | 15,425.10    |
| 740910  | 13,149.44    |
| PCORI FEE                                       | 13,149.44    |
| 740940  | 840,810.59   |
| INSURANCE PREMIUMS                              | 840,810.59   |
| 740960  | 134,610.60   |
| PRE-CERTIFICATION/ UTILITIZATION REVIEW FEES    | 134,610.60   |
| 740962  | 61,829.57    |
| EMPLOYEE ASSISTANCE PROGRAM FEES                | 61,829.57    |
| 740964  | 359,181.15   |
| PREFERRED PROVIDER ORGANIZATION FEES            | 359,181.15   |
| 740968  | 2,073,879.54 |
| STOP LOSS PREMIUMS                              | 2,073,879.54 |
| 750400  | 8,235.69     |
| CAPITAL OUTLAY-FURNITURE FIXTURES AND EQUIPMENT | 8,235.69     |
| 760100  | 974.00       |
| LOSS ON DISPOSAL                                | 974.00       |
| 2203  | -            |
| WORKERS COMPENSATION                            | -            |
| 740512  | -            |
| PROFESSIONAL SERVICES                           | -            |
| 740700  | -            |
| INSURANCE/BOND PREMIUMS                         | -            |
| 740710  | -            |
| ADMINISTRATIVE CHARGES                          | -            |
| 740940  | -            |
| INSURANCE PREMIUMS                              | -            |
| 740950  | -            |
| BONDS-NOTARIES                                  | -            |
| 760600  | -            |
| SETTLEMENT COSTS                                | -            |
| 999,523.93                                      | 999,523.93   |
| WORKERS' COMPENSATION                           | 999,523.93   |
| 2203  | 999,523.93   |
| WORKERS COMPENSATION                            | 999,523.93   |
| 720130  | (2,043.48)   |
| WORKERS COMPENSATION                            | (2,043.48)   |

|                             |              |
|-----------------------------|--------------|
| 740120                      | 741,525.41   |
| MEDICAL SERVICES            | 741,525.41   |
| 740700                      | 260,042.00   |
| INSURANCE/BOND PREMIUMS     | 260,042.00   |
| 502                         | 2,695,088.13 |
| PROPERTY/CASUALTY           | 2,695,088.13 |
| 2202                        | 2,403,191.66 |
| PROPERTY/CASUALTY           | 2,403,191.66 |
| 740512                      | 3,326.47     |
| PROFESSIONAL SERVICES       | 3,326.47     |
| 740700                      | 66,710.00    |
| INSURANCE/BOND PREMIUMS     | 66,710.00    |
| 740710                      | 780,537.41   |
| ADMINISTRATIVE CHARGES      | 780,537.41   |
| 740930                      | 9,463.50     |
| DAMAGE REPAIRS              | 9,463.50     |
| 740940                      | 1,226,149.32 |
| INSURANCE PREMIUMS          | 1,226,149.32 |
| 740950                      | 4,573.00     |
| BONDS-NOTARIES              | 4,573.00     |
| 740952                      | 7,940.14     |
| BONDS-SURETY                | 7,940.14     |
| 750600                      | 44,246.82    |
| CAPITAL OUTLAY-VEHICLES     | 44,246.82    |
| 760600                      | 260,245.00   |
| SETTLEMENT COSTS            | 260,245.00   |
| 2203                        | 291,896.47   |
| WORKERS COMPENSATION        | 291,896.47   |
| 740920                      | 961.00       |
| APPRAISALS                  | 961.00       |
| 740930                      | 271,562.83   |
| DAMAGE REPAIRS              | 271,562.83   |
| 740952                      | 19,372.64    |
| BONDS-SURETY                | 19,372.64    |
| 999                         | 4,832,896.60 |
| DEFAULT ZONE FUND           | 4,832,896.60 |
| 1903                        | 4,832,896.60 |
| CAPITAL ROAD PROJECTS       | 4,832,896.60 |
| 730200                      | 21,377.50    |
| CRUSHED CONCRETE/REJECT     | 21,377.50    |
| 740512                      | 44,718.56    |
| PROFESSIONAL SERVICES       | 44,718.56    |
| 740640                      | -            |
| CONTRACT SERVICES           | -            |
| 740650                      | 22,470.00    |
| SIGN AND SIGNAL MAINTENANCE | 22,470.00    |
| 740920                      | -            |
| APPRAISALS                  | -            |
| 750200                      | -            |
| CAPITAL OUTLAY-LAND         | -            |
| 750800                      | 4,744,330.54 |
| MAJOR PROJECTS              | 4,744,330.54 |
| (blank)                     |              |
| (blank)                     |              |

|                    |           |
|--------------------|-----------|
| (blank)            |           |
| (blank)            |           |
| (blank)            |           |
| (blank)            |           |
| 600                | 31,879.06 |
| CUSTODIAL ACCOUNTS | 31,879.06 |
| 1600               | 31,879.06 |
| CUSTODIAL ACCOUNTS | 31,879.06 |
| 770100             | 31,879.06 |
| TRANSFERS OUT      | 31,879.06 |

# MONTGOMERY COUNTY, TEXAS

## REPORT OF EXPENDITURES

For Year Ended September 30, 2021

AS OF October 5, 2020

|                            | Sum of NetTransactionAmount |
|----------------------------|-----------------------------|
| 00                         | 330.00                      |
| GENERAL OPERATIONS         | 330.00                      |
| 8100                       | 330.00                      |
| COURT OPERATIONS           | 330.00                      |
| 740170                     | 330.00                      |
| PETIT JURORS               | 330.00                      |
| 70                         | (214,207,959.86)            |
| GASB 34 CONVERSION         | (214,207,959.86)            |
| 1340                       | (214,207,959.86)            |
| GASB 34 CONVERSION         | (214,207,959.86)            |
| 750200                     | (28,156,753.01)             |
| CAPITAL OUTLAY-LAND        | (28,156,753.01)             |
| 750500                     | (107,470,894.73)            |
| CAPITAL OUTLAY-INTANGIBLES | (107,470,894.73)            |
| 750800                     | (78,580,312.12)             |
| MAJOR PROJECTS             | (78,580,312.12)             |
| (blank)                    |                             |
| (blank)                    |                             |
| (blank)                    |                             |
| (blank)                    |                             |
| (blank)                    |                             |





**Montgomery County, Texas**  
**Office of the County Auditor**  
501 North Thompson, Suite 205, Conroe, Texas 77301  
P. O. Box 539, Conroe, Texas 77305

Rakesh Pandey, CPA  
County Auditor

Angela H. Blocker  
1<sup>st</sup> Assistant County Auditor

TO: Commissioners Court

FROM: Rakesh Pandey, County Auditor RP

DATE: October 27, 2020

RE: County Auditor's Report

The following reports "Report of Revenues" and "Report of Expenditures" are provided to the Commissioners Court in compliance with Local Government Code 114.024.

If you have any questions, please do not hesitate to contact me.

RP/mo

# MONTGOMERY COUNTY, TEXAS

REPORT OF EXPENDITURES  
For Year Ended September 30, 2020  
AS OF October 19, 2020

|                                 | Sum of NetTransactionAmount |
|---------------------------------|-----------------------------|
| 100                             | 241,938,822.39              |
| GENERAL OPERATIONS              | 241,938,822.39              |
| 1100                            | 8,511,408.13                |
| GENERAL FUND                    | 8,511,408.13                |
| 730110                          | 404.20                      |
| POSTAGE                         | 404.20                      |
| 740970                          | -                           |
| FREIGHT AND HANDLING            | -                           |
| 770100                          | 8,511,073.93                |
| TRANSFERS OUT                   | 8,511,073.93                |
| 790100                          | (70.00)                     |
| REIMBURSEMENTS CLEARING         | (70.00)                     |
| 2000                            | 527,042.20                  |
| COUNTY JUDGE                    | 527,042.20                  |
| 710100                          | 150,265.13                  |
| SALARY/OFFICIAL-DEPARTMENT HEAD | 150,265.13                  |
| 710110                          | 211,821.73                  |
| SALARY/REGULAR                  | 211,821.73                  |
| 710130                          | 3,686.23                    |
| SALARY/OVERTIME                 | 3,686.23                    |
| 710140                          | 1,875.53                    |
| SALARY/CELL PHONE ALLOWANCE     | 1,875.53                    |
| 720100                          | 26,345.23                   |
| SOCIAL SECURITY                 | 26,345.23                   |
| 720110                          | 45,861.45                   |
| EMPLOYEE INSURANCE              | 45,861.45                   |
| 720120                          | 45,101.68                   |
| RETIREMENT                      | 45,101.68                   |
| 720140                          | 555.11                      |
| STATE UNEMPLOYMENT TAX          | 555.11                      |
| 730100                          | 3,684.28                    |
| OFFICE SUPPLIES                 | 3,684.28                    |
| 730370                          | 52.00                       |
| PERIODICALS                     | 52.00                       |
| 740530                          | 417.89                      |
| MOBILE PHONE AND DATA           | 417.89                      |
| 740656                          | 3.98                        |
| RENT AND LEASES                 | 3.98                        |
| 740660                          | 2,828.86                    |
| EQUIPMENT RENTAL                | 2,828.86                    |
| 740720                          | 34,670.75                   |
| INDIGENT INTERMENT              | 34,670.75                   |
| 790100                          | (127.65)                    |
| REIMBURSEMENTS CLEARING         | (127.65)                    |
| 2100                            | 609,485.42                  |
| HUMAN RESOURCES                 | 609,485.42                  |
| 710100                          | 135,886.41                  |
| SALARY/OFFICIAL-DEPARTMENT HEAD | 135,886.41                  |

|                                  |  |              |
|----------------------------------|--|--------------|
| 710110                           |  | 271,728.72   |
| SALARY/REGULAR                   |  | 271,728.72   |
| 710140                           |  | 937.77       |
| SALARY/CELL PHONE ALLOWANCE      |  | 937.77       |
| 720100                           |  | 30,260.66    |
| SOCIAL SECURITY                  |  | 30,260.66    |
| 720110                           |  | 70,724.82    |
| EMPLOYEE INSURANCE               |  | 70,724.82    |
| 720120                           |  | 50,129.68    |
| RETIREMENT                       |  | 50,129.68    |
| 720140                           |  | 1,121.44     |
| STATE UNEMPLOYMENT TAX           |  | 1,121.44     |
| 730100                           |  | 6,737.19     |
| OFFICE SUPPLIES                  |  | 6,737.19     |
| 740120                           |  | 126.00       |
| MEDICAL SERVICES                 |  | 126.00       |
| 740510                           |  | 802.85       |
| PROFESSIONAL DEVELOPMENT         |  | 802.85       |
| 740512                           |  | 27,858.41    |
| PROFESSIONAL SERVICES            |  | 27,858.41    |
| 740516                           |  | 3,238.00     |
| PROFESSIONAL SERVICES-URINALYSIS |  | 3,238.00     |
| 740640                           |  | 5,307.70     |
| CONTRACT SERVICES                |  | 5,307.70     |
| 740660                           |  | 3,712.62     |
| EQUIPMENT RENTAL                 |  | 3,712.62     |
| 740680                           |  | 885.00       |
| MEMBERSHIP/ASSOCIATION DUES      |  | 885.00       |
| 730101                           |  | 28.15        |
| FOOD SUPPLIES                    |  | 28.15        |
| 2101                             |  | 1,156.64     |
| CIVIL SERVICE                    |  | 1,156.64     |
| 730100                           |  | 706.64       |
| OFFICE SUPPLIES                  |  | 706.64       |
| 740512                           |  | 450.00       |
| PROFESSIONAL SERVICES            |  | 450.00       |
| 2200                             |  | 1,088,998.00 |
| RISK MANAGEMENT                  |  | 1,088,998.00 |
| 710100                           |  | 119,474.03   |
| SALARY/OFFICIAL-DEPARTMENT HEAD  |  | 119,474.03   |
| 710110                           |  | 441,355.19   |
| SALARY/REGULAR                   |  | 441,355.19   |
| 710140                           |  | 971.77       |
| SALARY/CELL PHONE ALLOWANCE      |  | 971.77       |
| 720100                           |  | 41,838.99    |
| SOCIAL SECURITY                  |  | 41,838.99    |
| 720110                           |  | 100,712.17   |
| EMPLOYEE INSURANCE               |  | 100,712.17   |
| 720120                           |  | 68,935.48    |
| RETIREMENT                       |  | 68,935.48    |
| 720140                           |  | 1,687.65     |
| STATE UNEMPLOYMENT TAX           |  | 1,687.65     |
| 730100                           |  | 11,814.88    |
| OFFICE SUPPLIES                  |  | 11,814.88    |

|   |  |              |
|---|--|--------------|
| 730240  |  | 62.30        |
| FUEL  |  | 62.30        |
| 730310  |  | 112.30       |
| UNIFORMS  |  | 112.30       |
| 730390  |  | 43.72        |
| MEDICAL SUPPLIES                                |  | 43.72        |
| 740110  |  | 765.00       |
| IT SOFTWARE MAINTENANCE                         |  | 765.00       |
| 740120  |  | 206,937.75   |
| MEDICAL SERVICES                                |  | 206,937.75   |
| 740140  |  | 3,809.61     |
| VEHICLE MAINTENANCE                             |  | 3,809.61     |
| 740510  |  | 3,378.00     |
| PROFESSIONAL DEVELOPMENT                        |  | 3,378.00     |
| 740512  |  | 25,090.14    |
| PROFESSIONAL SERVICES                           |  | 25,090.14    |
| 740530  |  | 1,887.48     |
| MOBILE PHONE AND DATA                           |  | 1,887.48     |
| 740540  |  | 2,059.26     |
| TRAVEL EXPENSE                                  |  | 2,059.26     |
| 740550  |  | 8,246.83     |
| SAFETY PROGRAM                                  |  | 8,246.83     |
| 740640  |  | 113.22       |
| CONTRACT SERVICES                               |  | 113.22       |
| 740660  |  | 4,679.90     |
| EQUIPMENT RENTAL                                |  | 4,679.90     |
| 740680  |  | 985.00       |
| MEMBERSHIP/ASSOCIATION DUES                     |  | 985.00       |
| 740700  |  | 21,880.00    |
| INSURANCE/BOND PREMIUMS                         |  | 21,880.00    |
| 740952  |  | 100.00       |
| BONDS-SURETY                                    |  | 100.00       |
| 750400  |  | 22,061.00    |
| CAPITAL OUTLAY-FURNITURE FIXTURES AND EQUIPMENT |  | 22,061.00    |
| 790100  |  | (34.55)      |
| REIMBURSEMENTS CLEARING                         |  | (34.55)      |
| 730101  |  | 30.88        |
| FOOD SUPPLIES                                   |  | 30.88        |
| 2300  |  | 2,360,170.91 |
| COUNTY CLERK                                    |  | 2,360,170.91 |
| 710100  |  | 129,350.12   |
| SALARY/OFFICIAL-DEPARTMENT HEAD                 |  | 129,350.12   |
| 710110  |  | 1,466,270.80 |
| SALARY/REGULAR                                  |  | 1,466,270.80 |
| 710130  |  | 4,314.83     |
| SALARY/OVERTIME                                 |  | 4,314.83     |
| 720100  |  | 118,072.13   |
| SOCIAL SECURITY                                 |  | 118,072.13   |
| 720110  |  | 398,247.74   |
| EMPLOYEE INSURANCE                              |  | 398,247.74   |
| 720120  |  | 196,313.19   |
| RETIREMENT                                      |  | 196,313.19   |
| 720140  |  | 6,012.39     |
| STATE UNEMPLOYMENT TAX                          |  | 6,012.39     |

|                                 |  |            |
|---------------------------------|--|------------|
| 730100                          |  | 6,825.92   |
| OFFICE SUPPLIES                 |  | 6,825.92   |
| 730120                          |  | 658.00     |
| BOOK SUPPLEMENTS                |  | 658.00     |
| 730170                          |  | 10,790.69  |
| BIRTH CERTIFICATES              |  | 10,790.69  |
| 730210                          |  | 1,802.62   |
| DATA PROCESSING SUPPLIES        |  | 1,802.62   |
| 740110                          |  | 69.95      |
| IT SOFTWARE MAINTENANCE         |  | 69.95      |
| 740510                          |  | 1,525.00   |
| PROFESSIONAL DEVELOPMENT        |  | 1,525.00   |
| 740512                          |  | 2,475.23   |
| PROFESSIONAL SERVICES           |  | 2,475.23   |
| 740540                          |  | 1,403.42   |
| TRAVEL EXPENSE                  |  | 1,403.42   |
| 740580                          |  | 1,584.00   |
| PRINTING                        |  | 1,584.00   |
| 740640                          |  | 2,253.11   |
| CONTRACT SERVICES               |  | 2,253.11   |
| 740660                          |  | 12,206.07  |
| EQUIPMENT RENTAL                |  | 12,206.07  |
| 790100                          |  | (4.30)     |
| REIMBURSEMENTS CLEARING         |  | (4.30)     |
| 2302                            |  | 388,999.98 |
| COURT COLLECTIONS               |  | 388,999.98 |
| 710110                          |  | 238,267.32 |
| SALARY/REGULAR                  |  | 238,267.32 |
| 720100                          |  | 17,304.14  |
| SOCIAL SECURITY                 |  | 17,304.14  |
| 720110                          |  | 59,760.11  |
| EMPLOYEE INSURANCE              |  | 59,760.11  |
| 720120                          |  | 29,235.41  |
| RETIREMENT                      |  | 29,235.41  |
| 720140                          |  | 1,035.54   |
| STATE UNEMPLOYMENT TAX          |  | 1,035.54   |
| 730100                          |  | 845.17     |
| OFFICE SUPPLIES                 |  | 845.17     |
| 730110                          |  | 10,734.85  |
| POSTAGE                         |  | 10,734.85  |
| 740512                          |  | 11,065.75  |
| PROFESSIONAL SERVICES           |  | 11,065.75  |
| 740640                          |  | 17,823.53  |
| CONTRACT SERVICES               |  | 17,823.53  |
| 740660                          |  | 2,828.16   |
| EQUIPMENT RENTAL                |  | 2,828.16   |
| 740680                          |  | 100.00     |
| MEMBERSHIP/ASSOCIATION DUES     |  | 100.00     |
| 2400                            |  | 297,154.21 |
| VETERANS SERVICE                |  | 297,154.21 |
| 710100                          |  | 84,289.53  |
| SALARY/OFFICIAL-DEPARTMENT HEAD |  | 84,289.53  |
| 710110                          |  | 122,404.19 |
| SALARY/REGULAR                  |  | 122,404.19 |

|                                 |  |              |
|---------------------------------|--|--------------|
| 720100                          |  | 15,060.54    |
| SOCIAL SECURITY                 |  | 15,060.54    |
| 720110                          |  | 40,126.78    |
| EMPLOYEE INSURANCE              |  | 40,126.78    |
| 720120                          |  | 25,361.50    |
| RETIREMENT                      |  | 25,361.50    |
| 720140                          |  | 673.96       |
| STATE UNEMPLOYMENT TAX          |  | 673.96       |
| 730100                          |  | 1,528.93     |
| OFFICE SUPPLIES                 |  | 1,528.93     |
| 740510                          |  | 1,290.00     |
| PROFESSIONAL DEVELOPMENT        |  | 1,290.00     |
| 740540                          |  | 3,959.25     |
| TRAVEL EXPENSE                  |  | 3,959.25     |
| 740620                          |  | 143.91       |
| ELECTRICITY                     |  | 143.91       |
| 740660                          |  | 2,315.62     |
| EQUIPMENT RENTAL                |  | 2,315.62     |
| 2500                            |  | 1,832,817.23 |
| ELECTIONS ADMINISTRATOR         |  | 1,832,817.23 |
| 710100                          |  | 88,534.08    |
| SALARY/OFFICIAL-DEPARTMENT HEAD |  | 88,534.08    |
| 710110                          |  | 1,065,087.45 |
| SALARY/REGULAR                  |  | 1,065,087.45 |
| 710130                          |  | 128,493.72   |
| SALARY/OVERTIME                 |  | 128,493.72   |
| 720100                          |  | 96,485.81    |
| SOCIAL SECURITY                 |  | 96,485.81    |
| 720110                          |  | 126,729.26   |
| EMPLOYEE INSURANCE              |  | 126,729.26   |
| 720120                          |  | 93,370.07    |
| RETIREMENT                      |  | 93,370.07    |
| 720140                          |  | 7,692.08     |
| STATE UNEMPLOYMENT TAX          |  | 7,692.08     |
| 730100                          |  | 40,468.71    |
| OFFICE SUPPLIES                 |  | 40,468.71    |
| 730210                          |  | 13,176.78    |
| DATA PROCESSING SUPPLIES        |  | 13,176.78    |
| 730220                          |  | 489.17       |
| REPLACEMENTS                    |  | 489.17       |
| 730240                          |  | 50.50        |
| FUEL                            |  | 50.50        |
| 730250                          |  | 175.08       |
| SHOP SUPPLIES                   |  | 175.08       |
| 730320                          |  | 1,775.62     |
| IT HARDWARE                     |  | 1,775.62     |
| 730330                          |  | 52.99        |
| IT SOFTWARE                     |  | 52.99        |
| 740140                          |  | 232.36       |
| VEHICLE MAINTENANCE             |  | 232.36       |
| 740512                          |  | 107,329.53   |
| PROFESSIONAL SERVICES           |  | 107,329.53   |
| 740530                          |  | 8,029.72     |
| MOBILE PHONE AND DATA           |  | 8,029.72     |

|   |  |               |
|---|--|---------------|
| 740540  |  | 5,295.65      |
| TRAVEL EXPENSE                                  |  | 5,295.65      |
| 740580  |  | 30,718.46     |
| PRINTING  |  | 30,718.46     |
| 740620  |  | 15,445.27     |
| ELECTRICITY                                     |  | 15,445.27     |
| 740628  |  | 1,920.00      |
| TELEPHONE-FIBER OPTIC-RESTRICTED                |  | 1,920.00      |
| 740640  |  | 133.55        |
| CONTRACT SERVICES                               |  | 133.55        |
| 740656  |  | 300.00        |
| RENT AND LEASES                                 |  | 300.00        |
| 740660  |  | 511.91        |
| EQUIPMENT RENTAL                                |  | 511.91        |
| 740970  |  | 322.10        |
| FREIGHT AND HANDLING                            |  | 322.10        |
| 790100  |  | (2.64)        |
| REIMBURSEMENTS CLEARING                         |  | (2.64)        |
| 740627  |  | -             |
| TELEPHONE-RESTRICTED                            |  | -             |
| 2501  |  | 112,219.19    |
| VOTER REGISTRATION                              |  | 112,219.19    |
| 710110  |  | 37,572.32     |
| SALARY/REGULAR                                  |  | 37,572.32     |
| 710130  |  | 45.87         |
| SALARY/OVERTIME                                 |  | 45.87         |
| 720100  |  | 2,877.78      |
| SOCIAL SECURITY                                 |  | 2,877.78      |
| 720140  |  | 604.31        |
| STATE UNEMPLOYMENT TAX                          |  | 604.31        |
| 730100  |  | 23,802.41     |
| OFFICE SUPPLIES                                 |  | 23,802.41     |
| 730210  |  | 1,934.00      |
| DATA PROCESSING SUPPLIES                        |  | 1,934.00      |
| 730320  |  | 19,030.44     |
| IT HARDWARE                                     |  | 19,030.44     |
| 740512  |  | 6,490.00      |
| PROFESSIONAL SERVICES                           |  | 6,490.00      |
| 740530  |  | 574.12        |
| MOBILE PHONE AND DATA                           |  | 574.12        |
| 740540  |  | 536.44        |
| TRAVEL EXPENSE                                  |  | 536.44        |
| 740580  |  | 10,543.50     |
| PRINTING  |  | 10,543.50     |
| 750400  |  | 8,208.00      |
| CAPITAL OUTLAY-FURNITURE FIXTURES AND EQUIPMENT |  | 8,208.00      |
| 2600  |  | 11,058,982.47 |
| INFORMATION TECHNOLOGY                          |  | 11,058,982.47 |
| 710100  |  | 125,879.76    |
| SALARY/OFFICIAL-DEPARTMENT HEAD                 |  | 125,879.76    |
| 710110  |  | 2,413,932.82  |
| SALARY/REGULAR                                  |  | 2,413,932.82  |
| 710140  |  | 6,099.92      |
| SALARY/CELL PHONE ALLOWANCE                     |  | 6,099.92      |

|   |  |              |
|---|--|--------------|
| 720100  |  | 189,941.32   |
| SOCIAL SECURITY                                 |  | 189,941.32   |
| 720110  |  | 383,809.88   |
| EMPLOYEE INSURANCE                              |  | 383,809.88   |
| 720120  |  | 312,405.23   |
| RETIREMENT                                      |  | 312,405.23   |
| 720140  |  | 6,770.08     |
| STATE UNEMPLOYMENT TAX                          |  | 6,770.08     |
| 730100  |  | 66,343.36    |
| OFFICE SUPPLIES                                 |  | 66,343.36    |
| 730110  |  | 9,827.43     |
| POSTAGE   |  | 9,827.43     |
| 730210  |  | 1,199.94     |
| DATA PROCESSING SUPPLIES                        |  | 1,199.94     |
| 730220  |  | 799.77       |
| REPLACEMENTS                                    |  | 799.77       |
| 730240  |  | 2,855.78     |
| FUEL  |  | 2,855.78     |
| 730320  |  | 347,695.73   |
| IT HARDWARE                                     |  | 347,695.73   |
| 730330  |  | 629,896.02   |
| IT SOFTWARE                                     |  | 629,896.02   |
| 730332  |  | 299,393.89   |
| TELEPHONE-REPAIRS/REPLACEMENT-RESTRICTED        |  | 299,393.89   |
| 740110  |  | 2,048,832.34 |
| IT SOFTWARE MAINTENANCE                         |  | 2,048,832.34 |
| 740140  |  | 453.80       |
| VEHICLE MAINTENANCE                             |  | 453.80       |
| 740420  |  | 4,416.13     |
| COURIER SERVICE                                 |  | 4,416.13     |
| 740510  |  | 11,658.28    |
| PROFESSIONAL DEVELOPMENT                        |  | 11,658.28    |
| 740512  |  | 349,168.38   |
| PROFESSIONAL SERVICES                           |  | 349,168.38   |
| 740530  |  | 22,966.36    |
| MOBILE PHONE AND DATA                           |  | 22,966.36    |
| 740540  |  | 2,131.68     |
| TRAVEL EXPENSE                                  |  | 2,131.68     |
| 740620  |  | 190.00       |
| ELECTRICITY                                     |  | 190.00       |
| 740628  |  | 625,540.90   |
| TELEPHONE-FIBER OPTIC-RESTRICTED                |  | 625,540.90   |
| 740660  |  | 1,604.85     |
| EQUIPMENT RENTAL                                |  | 1,604.85     |
| 740662  |  | 359,496.37   |
| LEASE TO PURCHASE                               |  | 359,496.37   |
| 740680  |  | 350.00       |
| MEMBERSHIP/ASSOCIATION DUES                     |  | 350.00       |
| 750400  |  | 1,976,901.46 |
| CAPITAL OUTLAY-FURNITURE FIXTURES AND EQUIPMENT |  | 1,976,901.46 |
| 750500  |  | 135,928.98   |
| CAPITAL OUTLAY-INTANGIBLES                      |  | 135,928.98   |
| 750600  |  | 106,816.30   |
| CAPITAL OUTLAY-VEHICLES                         |  | 106,816.30   |



|                                 |  |              |
|---------------------------------|--|--------------|
| 750800                          |  | 485,163.66   |
| MAJOR PROJECTS                  |  | 485,163.66   |
| 790100                          |  | (56,199.53)  |
| REIMBURSEMENTS CLEARING         |  | (56,199.53)  |
| 740260                          |  | 18.69        |
| INTEREST ON CREDIT CARDS        |  | 18.69        |
| 740627                          |  | 182,340.64   |
| TELEPHONE-RESTRICTED            |  | 182,340.64   |
| 740100                          |  | 4,352.25     |
| IT HARDWARE MAINTENANCE         |  | 4,352.25     |
| 2700                            |  | 3,497,294.08 |
| DISTRICT CLERK                  |  | 3,497,294.08 |
| 710100                          |  | 129,350.12   |
| SALARY/OFFICIAL-DEPARTMENT HEAD |  | 129,350.12   |
| 710110                          |  | 2,205,445.78 |
| SALARY/REGULAR                  |  | 2,205,445.78 |
| 720100                          |  | 171,956.61   |
| SOCIAL SECURITY                 |  | 171,956.61   |
| 720110                          |  | 658,872.00   |
| EMPLOYEE INSURANCE              |  | 658,872.00   |
| 720120                          |  | 286,479.87   |
| RETIREMENT                      |  | 286,479.87   |
| 720140                          |  | 10,002.75    |
| STATE UNEMPLOYMENT TAX          |  | 10,002.75    |
| 730100                          |  | 11,386.34    |
| OFFICE SUPPLIES                 |  | 11,386.34    |
| 730320                          |  | 1,836.32     |
| IT HARDWARE                     |  | 1,836.32     |
| 740510                          |  | 1,030.00     |
| PROFESSIONAL DEVELOPMENT        |  | 1,030.00     |
| 740540                          |  | 1,346.55     |
| TRAVEL EXPENSE                  |  | 1,346.55     |
| 740580                          |  | 750.00       |
| PRINTING                        |  | 750.00       |
| 740640                          |  | 181.09       |
| CONTRACT SERVICES               |  | 181.09       |
| 740660                          |  | 18,852.41    |
| EQUIPMENT RENTAL                |  | 18,852.41    |
| 740680                          |  | 50.00        |
| MEMBERSHIP/ASSOCIATION DUES     |  | 50.00        |
| 790100                          |  | (450.00)     |
| REIMBURSEMENTS CLEARING         |  | (450.00)     |
| 740100                          |  | 204.24       |
| IT HARDWARE MAINTENANCE         |  | 204.24       |
| 2800                            |  | 3,434,910.69 |
| COUNTY ATTORNEY                 |  | 3,434,910.69 |
| 710100                          |  | 178,767.56   |
| SALARY/OFFICIAL-DEPARTMENT HEAD |  | 178,767.56   |
| 710110                          |  | 2,194,142.62 |
| SALARY/REGULAR                  |  | 2,194,142.62 |
| 710130                          |  | 403.00       |
| SALARY/OVERTIME                 |  | 403.00       |
| 710140                          |  | 2,435.88     |
| SALARY/CELL PHONE ALLOWANCE     |  | 2,435.88     |

|                             |  |            |
|-----------------------------|--|------------|
| 720100                      |  | 177,740.04 |
| SOCIAL SECURITY             |  | 177,740.04 |
| 720110                      |  | 308,280.17 |
| EMPLOYEE INSURANCE          |  | 308,280.17 |
| 720120                      |  | 298,107.22 |
| RETIREMENT                  |  | 298,107.22 |
| 720140                      |  | 5,806.08   |
| STATE UNEMPLOYMENT TAX      |  | 5,806.08   |
| 730100                      |  | 12,989.99  |
| OFFICE SUPPLIES             |  | 12,989.99  |
| 730120                      |  | 23,850.32  |
| BOOK SUPPLEMENTS            |  | 23,850.32  |
| 730330                      |  | 25.56      |
| IT SOFTWARE                 |  | 25.56      |
| 740220                      |  | 203,559.30 |
| LEGAL/LITIGATION COSTS      |  | 203,559.30 |
| 740420                      |  | 233.90     |
| COURIER SERVICE             |  | 233.90     |
| 740504                      |  | 8,831.16   |
| ONLINE SERVICES             |  | 8,831.16   |
| 740510                      |  | 8,162.94   |
| PROFESSIONAL DEVELOPMENT    |  | 8,162.94   |
| 740540                      |  | 2,005.84   |
| TRAVEL EXPENSE              |  | 2,005.84   |
| 740580                      |  | 1,430.19   |
| PRINTING                    |  | 1,430.19   |
| 740640                      |  | 150.72     |
| CONTRACT SERVICES           |  | 150.72     |
| 740660                      |  | 7,218.54   |
| EQUIPMENT RENTAL            |  | 7,218.54   |
| 740680                      |  | 770.00     |
| MEMBERSHIP/ASSOCIATION DUES |  | 770.00     |
| 740970                      |  | 21.39      |
| FREIGHT AND HANDLING        |  | 21.39      |
| 790100                      |  | (21.73)    |
| REIMBURSEMENTS CLEARING     |  | (21.73)    |
| 740450                      |  | -          |
| SERVICE/CITATIONS           |  | -          |
| 2801                        |  | 51,267.24  |
| COUNTY ATTORNEY STATE FUNDS |  | 51,267.24  |
| 710150                      |  | 35,265.00  |
| SALARY/SPECIAL PAY          |  | 35,265.00  |
| 730100                      |  | 2,084.54   |
| OFFICE SUPPLIES             |  | 2,084.54   |
| 740220                      |  | (1,274.94) |
| LEGAL/LITIGATION COSTS      |  | (1,274.94) |
| 740230                      |  | 25.00      |
| LITIGATION EXPENSES         |  | 25.00      |
| 740470                      |  | 20.00      |
| EXPERT WITNESS              |  | 20.00      |
| 740484                      |  | 1,270.00   |
| COURT REPORTER TRANSCRIPT   |  | 1,270.00   |
| 740504                      |  | 2,970.99   |
| ONLINE SERVICES             |  | 2,970.99   |

|                                 |              |
|---------------------------------|--------------|
| 740510                          | 3,173.20     |
| PROFESSIONAL DEVELOPMENT        | 3,173.20     |
| 740540                          | 479.00       |
| TRAVEL EXPENSE                  | 479.00       |
| 740680                          | 4,566.00     |
| MEMBERSHIP/ASSOCIATION DUES     | 4,566.00     |
| 740690                          | 1,650.00     |
| COURT COST                      | 1,650.00     |
| 740450                          | 1,038.45     |
| SERVICE/CITATIONS               | 1,038.45     |
| 3000                            | 3,120,378.59 |
| BUILDING CUSTODIAL SERVICES     | 3,120,378.59 |
| 710100                          | 104,128.24   |
| SALARY/OFFICIAL-DEPARTMENT HEAD | 104,128.24   |
| 710110                          | 1,750,890.06 |
| SALARY/REGULAR                  | 1,750,890.06 |
| 710130                          | 129,450.75   |
| SALARY/OVERTIME                 | 129,450.75   |
| 720100                          | 148,278.23   |
| SOCIAL SECURITY                 | 148,278.23   |
| 720110                          | 388,523.02   |
| EMPLOYEE INSURANCE              | 388,523.02   |
| 720120                          | 243,474.85   |
| RETIREMENT                      | 243,474.85   |
| 720140                          | 10,562.17    |
| STATE UNEMPLOYMENT TAX          | 10,562.17    |
| 730100                          | 10,963.49    |
| OFFICE SUPPLIES                 | 10,963.49    |
| 730140                          | 205,382.87   |
| JANITOR SUPPLIES                | 205,382.87   |
| 730220                          | 8,309.08     |
| REPLACEMENTS                    | 8,309.08     |
| 730240                          | 2,384.98     |
| FUEL                            | 2,384.98     |
| 730250                          | 2,493.50     |
| SHOP SUPPLIES                   | 2,493.50     |
| 730260                          | 2,020.48     |
| VEHICLE SUPPLIES                | 2,020.48     |
| 730310                          | 9,104.92     |
| UNIFORMS                        | 9,104.92     |
| 730390                          | (1,797.20)   |
| MEDICAL SUPPLIES                | (1,797.20)   |
| 740140                          | 19,054.02    |
| VEHICLE MAINTENANCE             | 19,054.02    |
| 740510                          | 2,148.00     |
| PROFESSIONAL DEVELOPMENT        | 2,148.00     |
| 740512                          | 49,113.16    |
| PROFESSIONAL SERVICES           | 49,113.16    |
| 740530                          | 7,217.96     |
| MOBILE PHONE AND DATA           | 7,217.96     |
| 740540                          | 1,459.01     |
| TRAVEL EXPENSE                  | 1,459.01     |
| 740622                          | 168.00       |
| GAS                             | 168.00       |

|                                   |              |
|-----------------------------------|--------------|
| 740660                            | 2,187.97     |
| EQUIPMENT RENTAL                  | 2,187.97     |
| 740680                            | 60.00        |
| MEMBERSHIP/ASSOCIATION DUES       | 60.00        |
| 750600                            | 26,940.00    |
| CAPITAL OUTLAY-VEHICLES           | 26,940.00    |
| 790100                            | (2,138.97)   |
| REIMBURSEMENTS CLEARING           | (2,138.97)   |
| 3100                              | 6,756,725.88 |
| BUILDING MAINTENANCE/CONSTRUCTION | 6,756,725.88 |
| 710100                            | 123,393.64   |
| SALARY/OFFICIAL-DEPARTMENT HEAD   | 123,393.64   |
| 710110                            | 2,290,785.72 |
| SALARY/REGULAR                    | 2,290,785.72 |
| 710130                            | 125,811.54   |
| SALARY/OVERTIME                   | 125,811.54   |
| 720100                            | 190,015.61   |
| SOCIAL SECURITY                   | 190,015.61   |
| 720110                            | 539,155.67   |
| EMPLOYEE INSURANCE                | 539,155.67   |
| 720120                            | 313,946.56   |
| RETIREMENT                        | 313,946.56   |
| 720140                            | 8,209.09     |
| STATE UNEMPLOYMENT TAX            | 8,209.09     |
| 730100                            | 56,171.58    |
| OFFICE SUPPLIES                   | 56,171.58    |
| 730140                            | 166.60       |
| JANITOR SUPPLIES                  | 166.60       |
| 730220                            | 867,331.47   |
| REPLACEMENTS                      | 867,331.47   |
| 730240                            | 74,996.06    |
| FUEL                              | 74,996.06    |
| 730250                            | 537.32       |
| SHOP SUPPLIES                     | 537.32       |
| 730262                            | 200.21       |
| RADIO SUPPLIES                    | 200.21       |
| 730310                            | 7,984.47     |
| UNIFORMS                          | 7,984.47     |
| 740140                            | 25,179.31    |
| VEHICLE MAINTENANCE               | 25,179.31    |
| 740150                            | 53,382.54    |
| LANDSCAPE MAINTENANCE             | 53,382.54    |
| 740510                            | 3,709.95     |
| PROFESSIONAL DEVELOPMENT          | 3,709.95     |
| 740512                            | 143,693.77   |
| PROFESSIONAL SERVICES             | 143,693.77   |
| 740530                            | 13,278.93    |
| MOBILE PHONE AND DATA             | 13,278.93    |
| 740620                            | 1,345,997.82 |
| ELECTRICITY                       | 1,345,997.82 |
| 740622                            | 24,141.14    |
| GAS                               | 24,141.14    |
| 740624                            | 205,467.05   |
| WATER AND SEWER                   | 205,467.05   |

|                                   |  |               |
|-----------------------------------|--|---------------|
| 740640                            |  | 127,066.81    |
| CONTRACT SERVICES                 |  | 127,066.81    |
| 740660                            |  | 8,348.93      |
| EQUIPMENT RENTAL                  |  | 8,348.93      |
| 750600                            |  | 206,843.32    |
| CAPITAL OUTLAY-VEHICLES           |  | 206,843.32    |
| 750800                            |  | 1,359.31      |
| MAJOR PROJECTS                    |  | 1,359.31      |
| 790100                            |  | (448.54)      |
| REIMBURSEMENTS CLEARING           |  | (448.54)      |
| 3200                              |  | 3,386,674.89  |
| OTHER                             |  | 3,386,674.89  |
| 740210                            |  | 158,643.75    |
| PSYCHOLOGICAL/PSYCHIATRIC SERVICE |  | 158,643.75    |
| 740500                            |  | 1,881,178.14  |
| ECONOMIC DEVELOPMENT              |  | 1,881,178.14  |
| 740640                            |  | 1,344,412.00  |
| CONTRACT SERVICES                 |  | 1,344,412.00  |
| 740690                            |  | 2,441.00      |
| COURT COST                        |  | 2,441.00      |
| 3210                              |  | 10,045,174.34 |
| NON-DEPARTMENTAL                  |  | 10,045,174.34 |
| 720110                            |  | 3,946,110.00  |
| EMPLOYEE INSURANCE                |  | 3,946,110.00  |
| 720130                            |  | 1,350,000.00  |
| WORKERS COMPENSATION              |  | 1,350,000.00  |
| 720140                            |  | 14,921.04     |
| STATE UNEMPLOYMENT TAX            |  | 14,921.04     |
| 730100                            |  | 6,419.49      |
| OFFICE SUPPLIES                   |  | 6,419.49      |
| 730110                            |  | 543,134.50    |
| POSTAGE                           |  | 543,134.50    |
| 740210                            |  | -             |
| PSYCHOLOGICAL/PSYCHIATRIC SERVICE |  | -             |
| 740400                            |  | 60,000.00     |
| AUDIT                             |  | 60,000.00     |
| 740420                            |  | 157.06        |
| COURIER SERVICE                   |  | 157.06        |
| 740502                            |  | 1,607,075.46  |
| CENTRAL APPRAISAL DISTRICT        |  | 1,607,075.46  |
| 740512                            |  | 217,747.79    |
| PROFESSIONAL SERVICES             |  | 217,747.79    |
| 740570                            |  | 19,498.87     |
| ADVERTISING                       |  | 19,498.87     |
| 740640                            |  | 233,365.05    |
| CONTRACT SERVICES                 |  | 233,365.05    |
| 740642                            |  | 15,000.00     |
| SOIL CONSERVATION                 |  | 15,000.00     |
| 740680                            |  | 25,559.84     |
| MEMBERSHIP/ASSOCIATION DUES       |  | 25,559.84     |
| 740690                            |  | -             |
| COURT COST                        |  | -             |
| 740700                            |  | 2,000,000.00  |
| INSURANCE/BOND PREMIUMS           |  | 2,000,000.00  |

|                                  |              |
|----------------------------------|--------------|
| 740970                           |              |
| FREIGHT AND HANDLING             | 521.87       |
| 730410                           | 521.87       |
| INVOICE TOLERANCE*               | 5,663.37     |
| 3220                             | 5,663.37     |
| ALTERNATE DISPUTE RESOLUTION     | 157,258.08   |
| 740512                           | 157,258.08   |
| PROFESSIONAL SERVICES            | 157,258.08   |
| 3230                             | 119,273.62   |
| DEPARTMENT OF PUBLIC SAFETY      | 119,273.62   |
| 710110                           | 79,630.58    |
| SALARY/REGULAR                   | 79,630.58    |
| 720100                           | 5,967.17     |
| SOCIAL SECURITY                  | 5,967.17     |
| 720110                           | 23,567.20    |
| EMPLOYEE INSURANCE               | 23,567.20    |
| 720120                           | 9,770.49     |
| RETIREMENT                       | 9,770.49     |
| 720140                           | 338.18       |
| STATE UNEMPLOYMENT TAX           | 338.18       |
| 3240                             | 66,000.00    |
| HISTORICAL COMMISSION            | 66,000.00    |
| 740504                           | 100.00       |
| ONLINE SERVICES                  | 100.00       |
| 740580                           | 690.00       |
| PRINTING                         | 690.00       |
| 740640                           | 65,210.00    |
| CONTRACT SERVICES                | 65,210.00    |
| 750800                           | -            |
| MAJOR PROJECTS                   | -            |
| 3250                             | 37,971.78    |
| CHILD WELFARE                    | 37,971.78    |
| 710120                           | 8,195.00     |
| SALARY/OTHER                     | 8,195.00     |
| 730160                           | 8,748.21     |
| CLOTHING                         | 8,748.21     |
| 730170                           | 323.00       |
| BIRTH CERTIFICATES               | 323.00       |
| 740512                           | 1,220.00     |
| PROFESSIONAL SERVICES            | 1,220.00     |
| 740560                           | 1,908.28     |
| TRANSPORTATION                   | 1,908.28     |
| 740628                           | 843.64       |
| TELEPHONE-FIBER OPTIC-RESTRICTED | 843.64       |
| 740770                           | 16,267.24    |
| ALLOWANCE                        | 16,267.24    |
| 740780                           | 40.78        |
| FOSTER CARE                      | 40.78        |
| 740627                           | 425.63       |
| TELEPHONE-RESTRICTED             | 425.63       |
| 3300                             | 1,123,187.50 |
| PURCHASING AGENT                 | 1,123,187.50 |
| 710100                           | 138,381.48   |
| SALARY/OFFICIAL-DEPARTMENT HEAD  | 138,381.48   |

|                                 |              |
|---------------------------------|--------------|
| 710110                          | 665,623.66   |
| SALARY/REGULAR                  | 665,623.66   |
| 710130                          | 1,391.45     |
| SALARY/OVERTIME                 | 1,391.45     |
| 720100                          | 59,361.46    |
| SOCIAL SECURITY                 | 59,361.46    |
| 720110                          | 138,434.64   |
| EMPLOYEE INSURANCE              | 138,434.64   |
| 720120                          | 98,821.89    |
| RETIREMENT                      | 98,821.89    |
| 720140                          | 2,235.88     |
| STATE UNEMPLOYMENT TAX          | 2,235.88     |
| 730100                          | 7,233.82     |
| OFFICE SUPPLIES                 | 7,233.82     |
| 730330                          | 3,960.00     |
| IT SOFTWARE                     | 3,960.00     |
| 740140                          | 56.80        |
| VEHICLE MAINTENANCE             | 56.80        |
| 740510                          | 4,970.00     |
| PROFESSIONAL DEVELOPMENT        | 4,970.00     |
| 740530                          | 503.03       |
| MOBILE PHONE AND DATA           | 503.03       |
| 740540                          | 742.28       |
| TRAVEL EXPENSE                  | 742.28       |
| 740580                          | 80.00        |
| PRINTING                        | 80.00        |
| 740680                          | 1,394.00     |
| MEMBERSHIP/ASSOCIATION DUES     | 1,394.00     |
| 790100                          | (2.89)       |
| REIMBURSEMENTS CLEARING         | (2.89)       |
| 3400                            | 2,046,979.50 |
| COUNTY AUDITOR                  | 2,046,979.50 |
| 710100                          | 126,923.08   |
| SALARY/OFFICIAL-DEPARTMENT HEAD | 126,923.08   |
| 710110                          | 1,311,357.67 |
| SALARY/REGULAR                  | 1,311,357.67 |
| 710130                          | 3,886.52     |
| SALARY/OVERTIME                 | 3,886.52     |
| 720100                          | 106,432.18   |
| SOCIAL SECURITY                 | 106,432.18   |
| 720110                          | 266,447.55   |
| EMPLOYEE INSURANCE              | 266,447.55   |
| 720120                          | 176,954.55   |
| RETIREMENT                      | 176,954.55   |
| 720140                          | 4,768.03     |
| STATE UNEMPLOYMENT TAX          | 4,768.03     |
| 730100                          | 18,197.20    |
| OFFICE SUPPLIES                 | 18,197.20    |
| 730240                          | 30.34        |
| FUEL                            | 30.34        |
| 730260                          | 8.43         |
| VEHICLE SUPPLIES                | 8.43         |
| 730320                          | 961.68       |
| IT HARDWARE                     | 961.68       |

|                                 |  |            |
|---------------------------------|--|------------|
| 740140                          |  | 2,025.15   |
| VEHICLE MAINTENANCE             |  | 2,025.15   |
| 740510                          |  | 7,158.00   |
| PROFESSIONAL DEVELOPMENT        |  | 7,158.00   |
| 740512                          |  | 790.50     |
| PROFESSIONAL SERVICES           |  | 790.50     |
| 740530                          |  | 401.10     |
| MOBILE PHONE AND DATA           |  | 401.10     |
| 740540                          |  | 3,166.75   |
| TRAVEL EXPENSE                  |  | 3,166.75   |
| 740640                          |  | 9,500.00   |
| CONTRACT SERVICES               |  | 9,500.00   |
| 740660                          |  | 8,327.10   |
| EQUIPMENT RENTAL                |  | 8,327.10   |
| 740680                          |  | 415.00     |
| MEMBERSHIP/ASSOCIATION DUES     |  | 415.00     |
| 740970                          |  | 30.56      |
| FREIGHT AND HANDLING            |  | 30.56      |
| 790100                          |  | (801.89)   |
| REIMBURSEMENTS CLEARING         |  | (801.89)   |
| 3500                            |  | 313,722.37 |
| BUDGET OFFICE                   |  | 313,722.37 |
| 710100                          |  | 121,132.04 |
| SALARY/OFFICIAL-DEPARTMENT HEAD |  | 121,132.04 |
| 710110                          |  | 109,277.90 |
| SALARY/REGULAR                  |  | 109,277.90 |
| 710140                          |  | 937.77     |
| SALARY/CELL PHONE ALLOWANCE     |  | 937.77     |
| 720100                          |  | 17,346.90  |
| SOCIAL SECURITY                 |  | 17,346.90  |
| 720110                          |  | 32,744.31  |
| EMPLOYEE INSURANCE              |  | 32,744.31  |
| 720120                          |  | 28,386.41  |
| RETIREMENT                      |  | 28,386.41  |
| 720140                          |  | 586.74     |
| STATE UNEMPLOYMENT TAX          |  | 586.74     |
| 730100                          |  | 400.86     |
| OFFICE SUPPLIES                 |  | 400.86     |
| 740510                          |  | 200.00     |
| PROFESSIONAL DEVELOPMENT        |  | 200.00     |
| 740530                          |  | 79.78      |
| MOBILE PHONE AND DATA           |  | 79.78      |
| 740580                          |  | 255.64     |
| PRINTING                        |  | 255.64     |
| 740640                          |  | 223.86     |
| CONTRACT SERVICES               |  | 223.86     |
| 740660                          |  | 2,150.16   |
| EQUIPMENT RENTAL                |  | 2,150.16   |
| 3600                            |  | 715,778.29 |
| COUNTY TREASURER                |  | 715,778.29 |
| 710100                          |  | 139,182.10 |
| SALARY/OFFICIAL-DEPARTMENT HEAD |  | 139,182.10 |
| 710110                          |  | 354,822.55 |
| SALARY/REGULAR                  |  | 354,822.55 |



|                                 |              |
|---------------------------------|--------------|
| 710130                          |              |
| SALARY/OVERTIME                 | 8,334.65     |
| 720100                          | 8,334.65     |
| SOCIAL SECURITY                 | 36,993.88    |
| 720110                          | 36,993.88    |
| EMPLOYEE INSURANCE              | 94,288.56    |
| 720120                          | 94,288.56    |
| RETIREMENT                      | 61,636.95    |
| 720140                          | 61,636.95    |
| STATE UNEMPLOYMENT TAX          | 1,286.34     |
| 730100                          | 1,286.34     |
| OFFICE SUPPLIES                 | 10,916.30    |
| 730220                          | 10,916.30    |
| REPLACEMENTS                    | 293.60       |
| 740510                          | 293.60       |
| PROFESSIONAL DEVELOPMENT        | 2,580.98     |
| 740512                          | 2,580.98     |
| PROFESSIONAL SERVICES           | 2,091.63     |
| 740540                          | 2,091.63     |
| TRAVEL EXPENSE                  | 834.57       |
| 740660                          | 834.57       |
| EQUIPMENT RENTAL                | 2,787.96     |
| 740680                          | 2,787.96     |
| MEMBERSHIP/ASSOCIATION DUES     | 540.00       |
| 790100                          | 540.00       |
| REIMBURSEMENTS CLEARING         | (811.78)     |
| 3700                            | (811.78)     |
| TAX ASSESSOR/COLLECTOR          | 4,366,992.97 |
| 710100                          | 4,366,992.97 |
| SALARY/OFFICIAL-DEPARTMENT HEAD | 150,634.14   |
| 710110                          | 150,634.14   |
| SALARY/REGULAR                  | 2,703,421.78 |
| 710130                          | 2,703,421.78 |
| SALARY/OVERTIME                 | 206.67       |
| 710140                          | 206.67       |
| SALARY/CELL PHONE ALLOWANCE     | 937.75       |
| 720100                          | 937.75       |
| SOCIAL SECURITY                 | 210,003.89   |
| 720110                          | 210,003.89   |
| EMPLOYEE INSURANCE              | 713,001.03   |
| 720120                          | 713,001.03   |
| RETIREMENT                      | 350,331.62   |
| 720140                          | 350,331.62   |
| STATE UNEMPLOYMENT TAX          | 10,921.15    |
| 730100                          | 10,921.15    |
| OFFICE SUPPLIES                 | 50,898.44    |
| 730110                          | 50,898.44    |
| POSTAGE                         | -            |
| 730210                          | -            |
| DATA PROCESSING SUPPLIES        | 25,362.24    |
| 730320                          | 25,362.24    |
| IT HARDWARE                     | -            |
| 740110                          | -            |
| IT SOFTWARE MAINTENANCE         | -            |

|                                  |  |              |
|----------------------------------|--|--------------|
| 740510                           |  | 5,400.00     |
| PROFESSIONAL DEVELOPMENT         |  | 5,400.00     |
| 740540                           |  | 1,737.52     |
| TRAVEL EXPENSE                   |  | 1,737.52     |
| 740580                           |  | 30,469.44    |
| PRINTING                         |  | 30,469.44    |
| 740620                           |  | 19,556.78    |
| ELECTRICITY                      |  | 19,556.78    |
| 740640                           |  | 91,457.04    |
| CONTRACT SERVICES                |  | 91,457.04    |
| 740660                           |  | 133.48       |
| EQUIPMENT RENTAL                 |  | 133.48       |
| 740680                           |  | 3,170.00     |
| MEMBERSHIP/ASSOCIATION DUES      |  | 3,170.00     |
| 790100                           |  | (650.00)     |
| REIMBURSEMENTS CLEARING          |  | (650.00)     |
| 740100                           |  | -            |
| IT HARDWARE MAINTENANCE          |  | -            |
| 3701                             |  | 7,326.20     |
| TAC SPECIAL INVENTORY TAX        |  | 7,326.20     |
| 730100                           |  | 1,970.00     |
| OFFICE SUPPLIES                  |  | 1,970.00     |
| 740510                           |  | 2,190.00     |
| PROFESSIONAL DEVELOPMENT         |  | 2,190.00     |
| 740540                           |  | 3,166.20     |
| TRAVEL EXPENSE                   |  | 3,166.20     |
| 4000                             |  | 1,967,133.69 |
| ENVIRONMENTAL HEALTH             |  | 1,967,133.69 |
| 710100                           |  | 124,811.56   |
| SALARY/OFFICIAL-DEPARTMENT HEAD  |  | 124,811.56   |
| 710110                           |  | 1,262,254.24 |
| SALARY/REGULAR                   |  | 1,262,254.24 |
| 720100                           |  | 100,823.00   |
| SOCIAL SECURITY                  |  | 100,823.00   |
| 720110                           |  | 247,981.34   |
| EMPLOYEE INSURANCE               |  | 247,981.34   |
| 720120                           |  | 170,212.14   |
| RETIREMENT                       |  | 170,212.14   |
| 720140                           |  | 3,888.02     |
| STATE UNEMPLOYMENT TAX           |  | 3,888.02     |
| 730100                           |  | 8,462.11     |
| OFFICE SUPPLIES                  |  | 8,462.11     |
| 730240                           |  | 3,197.76     |
| FUEL                             |  | 3,197.76     |
| 740140                           |  | 1,372.45     |
| VEHICLE MAINTENANCE              |  | 1,372.45     |
| 740510                           |  | 690.00       |
| PROFESSIONAL DEVELOPMENT         |  | 690.00       |
| 740528                           |  | 21,095.40    |
| PROFESSIONAL SERVICES-STORMWATER |  | 21,095.40    |
| 740530                           |  | 10,199.56    |
| MOBILE PHONE AND DATA            |  | 10,199.56    |
| 740540                           |  | 3,070.56     |
| TRAVEL EXPENSE                   |  | 3,070.56     |

|                                 |              |
|---------------------------------|--------------|
| 740580                          | 3,561.00     |
| PRINTING                        | 3,561.00     |
| 740660                          | 3,251.55     |
| EQUIPMENT RENTAL                | 3,251.55     |
| 740680                          | 2,263.00     |
| MEMBERSHIP/ASSOCIATION DUES     | 2,263.00     |
| 4001                            | 485,178.58   |
| PERMITS                         | 485,178.58   |
| 710100                          | 95,440.66    |
| SALARY/OFFICIAL-DEPARTMENT HEAD | 95,440.66    |
| 710110                          | 230,758.86   |
| SALARY/REGULAR                  | 230,758.86   |
| 710140                          | 937.77       |
| SALARY/CELL PHONE ALLOWANCE     | 937.77       |
| 720100                          | 24,113.74    |
| SOCIAL SECURITY                 | 24,113.74    |
| 720110                          | 82,512.29    |
| EMPLOYEE INSURANCE              | 82,512.29    |
| 720120                          | 40,139.76    |
| RETIREMENT                      | 40,139.76    |
| 720140                          | 1,220.88     |
| STATE UNEMPLOYMENT TAX          | 1,220.88     |
| 730100                          | 5,186.56     |
| OFFICE SUPPLIES                 | 5,186.56     |
| 740510                          | 600.00       |
| PROFESSIONAL DEVELOPMENT        | 600.00       |
| 740580                          | 685.31       |
| PRINTING                        | 685.31       |
| 740660                          | 3,282.75     |
| EQUIPMENT RENTAL                | 3,282.75     |
| 740680                          | 300.00       |
| MEMBERSHIP/ASSOCIATION DUES     | 300.00       |
| 4100                            | 4,749,369.84 |
| ANIMAL SERVICES                 | 4,749,369.84 |
| 710100                          | 113,390.70   |
| SALARY/OFFICIAL-DEPARTMENT HEAD | 113,390.70   |
| 710110                          | 2,147,180.18 |
| SALARY/REGULAR                  | 2,147,180.18 |
| 710130                          | 87,295.53    |
| SALARY/OVERTIME                 | 87,295.53    |
| 710140                          | 6,853.56     |
| SALARY/CELL PHONE ALLOWANCE     | 6,853.56     |
| 720100                          | 174,808.63   |
| SOCIAL SECURITY                 | 174,808.63   |
| 720110                          | 579,923.81   |
| EMPLOYEE INSURANCE              | 579,923.81   |
| 720120                          | 288,822.99   |
| RETIREMENT                      | 288,822.99   |
| 720140                          | 9,744.23     |
| STATE UNEMPLOYMENT TAX          | 9,744.23     |
| 730100                          | 284,707.50   |
| OFFICE SUPPLIES                 | 284,707.50   |
| 730220                          | 23,869.05    |
| REPLACEMENTS                    | 23,869.05    |

|   |  |              |
|---|--|--------------|
| 730240  |  | 2,610.63     |
| FUEL  |  | 2,610.63     |
| 730290  |  | 91,010.00    |
| SPAY/NEUTER PROGRAM EXPENSE                     |  | 91,010.00    |
| 730310  |  | 8,958.04     |
| UNIFORMS  |  | 8,958.04     |
| 730330  |  | 51.95        |
| IT SOFTWARE                                     |  | 51.95        |
| 730390  |  | 534,522.39   |
| MEDICAL SUPPLIES                                |  | 534,522.39   |
| 740110  |  | -            |
| IT SOFTWARE MAINTENANCE                         |  | -            |
| 740120  |  | 43.16        |
| MEDICAL SERVICES                                |  | 43.16        |
| 740140  |  | 48,514.46    |
| VEHICLE MAINTENANCE                             |  | 48,514.46    |
| 740420  |  | 1,063.69     |
| COURIER SERVICE                                 |  | 1,063.69     |
| 740510  |  | 2,624.23     |
| PROFESSIONAL DEVELOPMENT                        |  | 2,624.23     |
| 740512  |  | 16,502.17    |
| PROFESSIONAL SERVICES                           |  | 16,502.17    |
| 740530  |  | 4,647.18     |
| MOBILE PHONE AND DATA                           |  | 4,647.18     |
| 740540  |  | 7,344.89     |
| TRAVEL EXPENSE                                  |  | 7,344.89     |
| 740580  |  | 1,776.29     |
| PRINTING  |  | 1,776.29     |
| 740620  |  | 58,589.54    |
| ELECTRICITY                                     |  | 58,589.54    |
| 740640  |  | 22,918.98    |
| CONTRACT SERVICES                               |  | 22,918.98    |
| 740660  |  | 17,485.31    |
| EQUIPMENT RENTAL                                |  | 17,485.31    |
| 750400  |  | 80,355.00    |
| CAPITAL OUTLAY-FURNITURE FIXTURES AND EQUIPMENT |  | 80,355.00    |
| 750600  |  | 135,537.00   |
| CAPITAL OUTLAY-VEHICLES                         |  | 135,537.00   |
| 790100  |  | (1,781.25)   |
| REIMBURSEMENTS CLEARING                         |  | (1,781.25)   |
| 4200  |  | 2,002,294.48 |
| FORENSIC SERVICES                               |  | 2,002,294.48 |
| 710100  |  | 270,470.56   |
| SALARY/OFFICIAL-DEPARTMENT HEAD                 |  | 270,470.56   |
| 710110  |  | 807,579.73   |
| SALARY/REGULAR                                  |  | 807,579.73   |
| 710130  |  | 31,194.11    |
| SALARY/OVERTIME                                 |  | 31,194.11    |
| 720100  |  | 64,455.00    |
| SOCIAL SECURITY                                 |  | 64,455.00    |
| 720110  |  | 112,107.03   |
| EMPLOYEE INSURANCE                              |  | 112,107.03   |
| 720120  |  | 136,180.35   |
| RETIREMENT                                      |  | 136,180.35   |

|                                   |  |              |
|-----------------------------------|--|--------------|
| 720140                            |  | 2,143.46     |
| STATE UNEMPLOYMENT TAX            |  | 2,143.46     |
| 730100                            |  | 27,104.38    |
| OFFICE SUPPLIES                   |  | 27,104.38    |
| 730110                            |  | 2,940.80     |
| POSTAGE                           |  | 2,940.80     |
| 730120                            |  | (300.00)     |
| BOOK SUPPLEMENTS                  |  | (300.00)     |
| 730140                            |  | (33.58)      |
| JANITOR SUPPLIES                  |  | (33.58)      |
| 730210                            |  | 1,937.30     |
| DATA PROCESSING SUPPLIES          |  | 1,937.30     |
| 730240                            |  | 988.74       |
| FUEL                              |  | 988.74       |
| 730310                            |  | 521.08       |
| UNIFORMS                          |  | 521.08       |
| 730390                            |  | 56,045.63    |
| MEDICAL SUPPLIES                  |  | 56,045.63    |
| 740120                            |  | 4,788.13     |
| MEDICAL SERVICES                  |  | 4,788.13     |
| 740140                            |  | 548.67       |
| VEHICLE MAINTENANCE               |  | 548.67       |
| 740510                            |  | 1,120.00     |
| PROFESSIONAL DEVELOPMENT          |  | 1,120.00     |
| 740512                            |  | 20,721.28    |
| PROFESSIONAL SERVICES             |  | 20,721.28    |
| 740530                            |  | 2,815.61     |
| MOBILE PHONE AND DATA             |  | 2,815.61     |
| 740540                            |  | 4,657.40     |
| TRAVEL EXPENSE                    |  | 4,657.40     |
| 740560                            |  | 179,600.00   |
| TRANSPORTATION                    |  | 179,600.00   |
| 740620                            |  | 17,278.60    |
| ELECTRICITY                       |  | 17,278.60    |
| 740640                            |  | 251,211.77   |
| CONTRACT SERVICES                 |  | 251,211.77   |
| 740660                            |  | 5,088.43     |
| EQUIPMENT RENTAL                  |  | 5,088.43     |
| 740680                            |  | 1,155.00     |
| MEMBERSHIP/ASSOCIATION DUES       |  | 1,155.00     |
| 790100                            |  | (25.00)      |
| REIMBURSEMENTS CLEARING           |  | (25.00)      |
| 4300                              |  | 693.89       |
| MCCD-COUNTY APPROPRIATIONS (CDBG) |  | 693.89       |
| 730100                            |  | 127.92       |
| OFFICE SUPPLIES                   |  | 127.92       |
| 740512                            |  | 560.00       |
| PROFESSIONAL SERVICES             |  | 560.00       |
| 740660                            |  | 5.97         |
| EQUIPMENT RENTAL                  |  | 5.97         |
| 4400                              |  | 1,015,799.73 |
| CONVENTION CENTER                 |  | 1,015,799.73 |
| 710100                            |  | 126,469.50   |
| SALARY/OFFICIAL-DEPARTMENT HEAD   |  | 126,469.50   |

|                          |            |
|--------------------------|------------|
| 710110                   |            |
| SALARY/REGULAR           | 292,951.16 |
| 710130                   | 292,951.16 |
| SALARY/OVERTIME          | 5,210.10   |
| 720100                   | 5,210.10   |
| SOCIAL SECURITY          | 31,635.48  |
| 720110                   | 31,635.48  |
| EMPLOYEE INSURANCE       | 96,390.57  |
| 720120                   | 96,390.57  |
| RETIREMENT               | 52,335.61  |
| 720140                   | 52,335.61  |
| STATE UNEMPLOYMENT TAX   | 1,568.28   |
| 730100                   | 1,568.28   |
| OFFICE SUPPLIES          | 20,533.29  |
| 730140                   | 20,533.29  |
| JANITOR SUPPLIES         | 10,353.52  |
| 730220                   | 10,353.52  |
| REPLACEMENTS             | 18,815.40  |
| 730240                   | 18,815.40  |
| FUEL                     | 1,303.41   |
| 730250                   | 1,303.41   |
| SHOP SUPPLIES            | 2,613.47   |
| 730260                   | 2,613.47   |
| VEHICLE SUPPLIES         | 386.93     |
| 730262                   | 386.93     |
| RADIO SUPPLIES           | 1,354.57   |
| 730310                   | 1,354.57   |
| UNIFORMS                 | 1,383.58   |
| 730350                   | 1,383.58   |
| AGRICULTURE SUPPLIES     | 130.93     |
| 730370                   | 130.93     |
| PERIODICALS              | 26.00      |
| 740140                   | 26.00      |
| VEHICLE MAINTENANCE      | 8,353.33   |
| 740150                   | 8,353.33   |
| LANDSCAPE MAINTENANCE    | 71,689.45  |
| 740510                   | 71,689.45  |
| PROFESSIONAL DEVELOPMENT | 1,225.00   |
| 740512                   | 1,225.00   |
| PROFESSIONAL SERVICES    | 52,082.27  |
| 740530                   | 52,082.27  |
| MOBILE PHONE AND DATA    | 2,925.54   |
| 740540                   | 2,925.54   |
| TRAVEL EXPENSE           | 4,104.37   |
| 740570                   | 4,104.37   |
| ADVERTISING              | 10,980.00  |
| 740580                   | 10,980.00  |
| PRINTING                 | 262.56     |
| 740620                   | 262.56     |
| ELECTRICITY              | 144,038.25 |
| 740640                   | 144,038.25 |
| CONTRACT SERVICES        | 53,036.91  |
| 740660                   | 53,036.91  |
| EQUIPMENT RENTAL         | 4,339.85   |
|                          | 4,339.85   |

|                                 |              |
|---------------------------------|--------------|
| 740680                          |              |
| MEMBERSHIP/ASSOCIATION DUES     | 620.00       |
| 740750                          | 620.00       |
| REMODEL                         | (129.60)     |
| 790100                          | (129.60)     |
| REIMBURSEMENTS CLEARING         | (1,190.00)   |
| 4500                            | (1,190.00)   |
| MEMORIAL LIBRARY                | 9,290,880.49 |
| 710100                          | 9,290,880.49 |
| SALARY/OFFICIAL-DEPARTMENT HEAD | 141,990.02   |
| 710110                          | 141,990.02   |
| SALARY/REGULAR                  | 5,442,693.63 |
| 710130                          | 5,442,693.63 |
| SALARY/OVERTIME                 | -            |
| 720100                          | -            |
| SOCIAL SECURITY                 | 415,107.00   |
| 720110                          | 415,107.00   |
| EMPLOYEE INSURANCE              | 1,363,035.36 |
| 720120                          | 1,363,035.36 |
| RETIREMENT                      | 685,240.85   |
| 720140                          | 685,240.85   |
| STATE UNEMPLOYMENT TAX          | 25,153.23    |
| 730100                          | 25,153.23    |
| OFFICE SUPPLIES                 | 111,501.80   |
| 730210                          | 111,501.80   |
| DATA PROCESSING SUPPLIES        | 7,363.58     |
| 730220                          | 7,363.58     |
| REPLACEMENTS                    | 9,278.92     |
| 730240                          | 9,278.92     |
| FUEL                            | 1,490.33     |
| 730250                          | 1,490.33     |
| SHOP SUPPLIES                   | 16.97        |
| 730320                          | 16.97        |
| IT HARDWARE                     | 9,787.56     |
| 730370                          | 9,787.56     |
| PERIODICALS                     | 93,784.70    |
| 730380                          | 93,784.70    |
| AUDIO/VISUAL SUPPLIES           | 137,137.65   |
| 740140                          | 137,137.65   |
| VEHICLE MAINTENANCE             | 1,632.82     |
| 740510                          | 1,632.82     |
| PROFESSIONAL DEVELOPMENT        | 715.00       |
| 740512                          | 715.00       |
| PROFESSIONAL SERVICES           | 209,206.68   |
| 740530                          | 209,206.68   |
| MOBILE PHONE AND DATA           | 645.80       |
| 740540                          | 645.80       |
| TRAVEL EXPENSE                  | 3,439.11     |
| 740580                          | 3,439.11     |
| PRINTING                        | 780.65       |
| 740620                          | 780.65       |
| ELECTRICITY                     | 154,588.23   |
| 740640                          | 154,588.23   |
| CONTRACT SERVICES               | 2,341.10     |
|                                 | 2,341.10     |

|                                 |  |            |
|---------------------------------|--|------------|
| 740660                          |  | 8,434.68   |
| EQUIPMENT RENTAL                |  | 8,434.68   |
| 750700                          |  | 383,947.94 |
| CAPITAL OUTLAY-BOOKS            |  | 383,947.94 |
| 740670                          |  | 81,566.88  |
| BOOK RENTAL                     |  | 81,566.88  |
| 4600                            |  | 691,699.08 |
| EXTENSION AGENTS                |  | 691,699.08 |
| 710110                          |  | 263,510.67 |
| SALARY/REGULAR                  |  | 263,510.67 |
| 710120                          |  | 177,243.85 |
| SALARY/OTHER                    |  | 177,243.85 |
| 710130                          |  | 18.46      |
| SALARY/OVERTIME                 |  | 18.46      |
| 720100                          |  | 33,163.09  |
| SOCIAL SECURITY                 |  | 33,163.09  |
| 720110                          |  | 124,877.22 |
| EMPLOYEE INSURANCE              |  | 124,877.22 |
| 720120                          |  | 32,321.20  |
| RETIREMENT                      |  | 32,321.20  |
| 720140                          |  | 1,863.16   |
| STATE UNEMPLOYMENT TAX          |  | 1,863.16   |
| 730100                          |  | 13,057.66  |
| OFFICE SUPPLIES                 |  | 13,057.66  |
| 730210                          |  | 1,218.36   |
| DATA PROCESSING SUPPLIES        |  | 1,218.36   |
| 730220                          |  | 550.00     |
| REPLACEMENTS                    |  | 550.00     |
| 730320                          |  | 1,105.00   |
| IT HARDWARE                     |  | 1,105.00   |
| 740510                          |  | 1,240.00   |
| PROFESSIONAL DEVELOPMENT        |  | 1,240.00   |
| 740512                          |  | 75.00      |
| PROFESSIONAL SERVICES           |  | 75.00      |
| 740540                          |  | 17,076.17  |
| TRAVEL EXPENSE                  |  | 17,076.17  |
| 740620                          |  | 13,128.07  |
| ELECTRICITY                     |  | 13,128.07  |
| 740660                          |  | 10,032.24  |
| EQUIPMENT RENTAL                |  | 10,032.24  |
| 740680                          |  | 1,190.00   |
| MEMBERSHIP/ASSOCIATION DUES     |  | 1,190.00   |
| 730101                          |  | 28.93      |
| FOOD SUPPLIES                   |  | 28.93      |
| 5000                            |  | 695,006.81 |
| AIRPORT                         |  | 695,006.81 |
| 710100                          |  | 107,276.35 |
| SALARY/OFFICIAL-DEPARTMENT HEAD |  | 107,276.35 |
| 710110                          |  | 329,585.59 |
| SALARY/REGULAR                  |  | 329,585.59 |
| 710130                          |  | 6,200.79   |
| SALARY/OVERTIME                 |  | 6,200.79   |
| 710140                          |  | 869.07     |
| SALARY/CELL PHONE ALLOWANCE     |  | 869.07     |



|                                  |           |
|----------------------------------|-----------|
| 720100                           |           |
| SOCIAL SECURITY                  | 33,055.05 |
| 720110                           | 33,055.05 |
| EMPLOYEE INSURANCE               | 80,505.69 |
| 720120                           | 80,505.69 |
| RETIREMENT                       | 54,450.22 |
| 720140                           | 54,450.22 |
| STATE UNEMPLOYMENT TAX           | 1,722.42  |
| 730100                           | 1,722.42  |
| OFFICE SUPPLIES                  | 1,443.30  |
| 730110                           | 1,443.30  |
| POSTAGE                          | 6.11      |
| 730220                           | 6.11      |
| REPLACEMENTS                     | 9,159.66  |
| 730240                           | 9,159.66  |
| FUEL                             | 5,852.01  |
| 730250                           | 5,852.01  |
| SHOP SUPPLIES                    | 1,248.89  |
| 730260                           | 1,248.89  |
| VEHICLE SUPPLIES                 | 33.76     |
| 730310                           | 33.76     |
| UNIFORMS                         | 442.78    |
| 730350                           | 442.78    |
| AGRICULTURE SUPPLIES             | 81.50     |
| 740140                           | 81.50     |
| VEHICLE MAINTENANCE              | 6,970.89  |
| 740150                           | 6,970.89  |
| LANDSCAPE MAINTENANCE            | 10,506.00 |
| 740510                           | 10,506.00 |
| PROFESSIONAL DEVELOPMENT         | 400.00    |
| 740512                           | 400.00    |
| PROFESSIONAL SERVICES            | 1,000.00  |
| 740528                           | 1,000.00  |
| PROFESSIONAL SERVICES-STORMWATER | 500.00    |
| 740530                           | 500.00    |
| MOBILE PHONE AND DATA            | 1,478.07  |
| 740570                           | 1,478.07  |
| ADVERTISING                      | 125.00    |
| 740580                           | 125.00    |
| PRINTING                         | 429.12    |
| 740620                           | 429.12    |
| ELECTRICITY                      | 38,183.61 |
| 740622                           | 38,183.61 |
| GAS                              | 24.10     |
| 740640                           | 24.10     |
| CONTRACT SERVICES                | 285.00    |
| 740660                           | 285.00    |
| EQUIPMENT RENTAL                 | 1,996.10  |
| 740680                           | 1,996.10  |
| MEMBERSHIP/ASSOCIATION DUES      | 1,425.00  |
| 740970                           | 1,425.00  |
| FREIGHT AND HANDLING             | 139.81    |
| 790100                           | 139.81    |
| REIMBURSEMENTS CLEARING          | (400.00)  |
|                                  | (400.00)  |

|                                 |               |
|---------------------------------|---------------|
| 740260                          |               |
| INTEREST ON CREDIT CARDS        | 10.92         |
| 5050                            | 10.92         |
| CUSTOMS                         | 169,602.47    |
| 730100                          | 169,602.47    |
| OFFICE SUPPLIES                 | 95.18         |
| 730240                          | 95.18         |
| FUEL                            | 182.71        |
| 740512                          | 182.71        |
| PROFESSIONAL SERVICES           | 142,796.68    |
| 740640                          | 142,796.68    |
| CONTRACT SERVICES               | 7,087.63      |
| 740656                          | 7,087.63      |
| RENT AND LEASES                 | 18,000.00     |
| 740660                          | 18,000.00     |
| EQUIPMENT RENTAL                | 1,440.27      |
| 5060                            | 1,440.27      |
| ARE                             | 679.65        |
| 740140                          | 679.65        |
| VEHICLE MAINTENANCE             | 679.65        |
| 5100                            | 679.65        |
| DISTRICT ATTORNEY               | 11,474,163.03 |
| 710100                          | 11,474,163.03 |
| SALARY/OFFICIAL-DEPARTMENT HEAD | 38,217.30     |
| 710110                          | 38,217.30     |
| SALARY/REGULAR                  | 8,032,170.46  |
| 710130                          | 8,032,170.46  |
| SALARY/OVERTIME                 | 18,294.44     |
| 710140                          | 18,294.44     |
| SALARY/CELL PHONE ALLOWANCE     | 937.77        |
| 710150                          | 937.77        |
| SALARY/SPECIAL PAY              | 173,760.57    |
| 720100                          | 173,760.57    |
| SOCIAL SECURITY                 | 615,159.78    |
| 720110                          | 615,159.78    |
| EMPLOYEE INSURANCE              | 1,136,071.57  |
| 720120                          | 1,136,071.57  |
| RETIREMENT                      | 1,014,585.19  |
| 720140                          | 1,014,585.19  |
| STATE UNEMPLOYMENT TAX          | 20,191.98     |
| 730100                          | 20,191.98     |
| OFFICE SUPPLIES                 | 66,483.90     |
| 730120                          | 66,483.90     |
| BOOK SUPPLEMENTS                | 12,703.80     |
| 730140                          | 12,703.80     |
| JANITOR SUPPLIES                | (7,905.11)    |
| 730240                          | (7,905.11)    |
| FUEL                            | 33,562.02     |
| 730280                          | 33,562.02     |
| CANINE EXPENSES                 | 572.85        |
| 730310                          | 572.85        |
| UNIFORMS                        | 7,697.52      |
| 730330                          | 7,697.52      |
| IT SOFTWARE                     | 6,913.41      |
|                                 | 6,913.41      |

|   |            |
|---|------------|
| 730390  |            |
| MEDICAL SUPPLIES                                | (7,145.47) |
| 740110  | (7,145.47) |
| IT SOFTWARE MAINTENANCE                         | 357.00     |
| 740140  | 357.00     |
| VEHICLE MAINTENANCE                             | 41,237.13  |
| 740160  | 41,237.13  |
| SPECIAL INVESTIGATION                           | 7,768.71   |
| 740220  | 7,768.71   |
| LEGAL/LITIGATION COSTS                          | 94.39      |
| 740420  | 94.39      |
| COURIER SERVICE                                 | 963.17     |
| 740484  | 963.17     |
| COURT REPORTER TRANSCRIPT                       | 132.00     |
| 740504  | 132.00     |
| ONLINE SERVICES                                 | 45,251.76  |
| 740510  | 45,251.76  |
| PROFESSIONAL DEVELOPMENT                        | 27,473.27  |
| 740512  | 27,473.27  |
| PROFESSIONAL SERVICES                           | 37,974.59  |
| 740530  | 37,974.59  |
| MOBILE PHONE AND DATA                           | 23,142.20  |
| 740540  | 23,142.20  |
| TRAVEL EXPENSE                                  | 23,591.64  |
| 740580  | 23,591.64  |
| PRINTING  | 59.88      |
| 740640  | 59.88      |
| CONTRACT SERVICES                               | 6,360.97   |
| 740660  | 6,360.97   |
| EQUIPMENT RENTAL                                | 51,780.27  |
| 740680  | 51,780.27  |
| MEMBERSHIP/ASSOCIATION DUES                     | 40.45      |
| 740970  | 40.45      |
| FREIGHT AND HANDLING                            | 135.33     |
| 750400  | 135.33     |
| CAPITAL OUTLAY-FURNITURE FIXTURES AND EQUIPMENT | 3,200.00   |
| 750600  | 3,200.00   |
| CAPITAL OUTLAY-VEHICLES                         | 42,748.07  |
| 790100  | 42,748.07  |
| REIMBURSEMENTS CLEARING                         | (939.82)   |
| 740260  | (939.82)   |
| INTEREST ON CREDIT CARDS                        | 20.74      |
| 730360  | 20.74      |
| ARMORY EXPENSE                                  | 499.30     |
| 5101  | 499.30     |
| DISTRICT ATTORNEY STATE FUNDS                   | 13,382.68  |
| 710150  | 13,382.68  |
| SALARY/SPECIAL PAY                              | 8,648.06   |
| 720100  | 8,648.06   |
| SOCIAL SECURITY                                 | 642.12     |
| 720110  | 642.12     |
| EMPLOYEE INSURANCE                              | 1,351.04   |
| 720120  | 1,351.04   |
| RETIREMENT                                      | 1,061.13   |
|   | 1,061.13   |

|  |              |
|--|--------------|
| 720140   |              |
| STATE UNEMPLOYMENT TAX                             | 1.57         |
| 730100   | 1.57         |
| OFFICE SUPPLIES                                    | 1,568.76     |
| 740680   | 1,568.76     |
| MEMBERSHIP/ASSOCIATION DUES                        | 110.00       |
| 5200   | 110.00       |
|  | 1,560,676.36 |
| OFFICE OF HOMELAND SECURITY & EMERGENCY MANAGEMENT | 1,560,676.36 |
| 710100   | 68,856.03    |
| SALARY/OFFICIAL-DEPARTMENT HEAD                    | 68,856.03    |
| 710110   | 340,430.31   |
| SALARY/REGULAR                                     | 340,430.31   |
| 710130   | 4,653.94     |
| SALARY/OVERTIME                                    | 4,653.94     |
| 720100   | 30,842.71    |
| SOCIAL SECURITY                                    | 30,842.71    |
| 720110   | 53,876.53    |
| EMPLOYEE INSURANCE                                 | 53,876.53    |
| 720120   | 50,869.59    |
| RETIREMENT   | 50,869.59    |
| 720140   | 998.38       |
| STATE UNEMPLOYMENT TAX                             | 998.38       |
| 730100   | 959,473.44   |
| OFFICE SUPPLIES                                    | 959,473.44   |
| 730140   | 40.66        |
| JANITOR SUPPLIES                                   | 40.66        |
| 730240   | 2,188.64     |
| FUEL   | 2,188.64     |
| 730260   | 776.00       |
| VEHICLE SUPPLIES                                   | 776.00       |
| 730390   | -            |
| MEDICAL SUPPLIES                                   | -            |
| 740140   | 736.06       |
| VEHICLE MAINTENANCE                                | 736.06       |
| 740530   | 4,735.47     |
| MOBILE PHONE AND DATA                              | 4,735.47     |
| 740540   | 2,288.26     |
| TRAVEL EXPENSE                                     | 2,288.26     |
| 740620   | 28,595.46    |
| ELECTRICITY  | 28,595.46    |
| 740640   | 300.46       |
| CONTRACT SERVICES                                  | 300.46       |
| 740660   | 3,889.11     |
| EQUIPMENT RENTAL                                   | 3,889.11     |
| 740694   | 1,757.00     |
| FOOD SERVICE                                       | 1,757.00     |
| 750400   | 6,123.51     |
| CAPITAL OUTLAY-FURNITURE FIXTURES AND EQUIPMENT    | 6,123.51     |
| 790100   | (999.55)     |
| REIMBURSEMENTS CLEARING                            | (999.55)     |
| 730101   | 244.35       |
| FOOD SUPPLIES                                      | 244.35       |
| 5300   | 1,088,618.93 |
| FIRE MARSHAL INVESTIGATIONS                        | 1,088,618.93 |

|   |            |
|---|------------|
| 710100  |            |
| SALARY/OFFICIAL-DEPARTMENT HEAD                 | 133,290.07 |
| 710110  | 133,290.07 |
| SALARY/REGULAR                                  | 487,894.43 |
| 710130  | 487,894.43 |
| SALARY/OVERTIME                                 | 8,795.28   |
| 710150  | 8,795.28   |
| SALARY/SPECIAL PAY                              | 20,280.00  |
| 720100  | 20,280.00  |
| SOCIAL SECURITY                                 | 48,684.00  |
| 720110  | 48,684.00  |
| EMPLOYEE INSURANCE                              | 81,406.78  |
| 720120  | 81,406.78  |
| RETIREMENT                                      | 79,787.15  |
| 720140  | 79,787.15  |
| STATE UNEMPLOYMENT TAX                          | 1,625.55   |
| 730100  | 1,625.55   |
| OFFICE SUPPLIES                                 | 18,159.03  |
| 730240  | 18,159.03  |
| FUEL  | 15,652.24  |
| 730260  | 15,652.24  |
| VEHICLE SUPPLIES                                | 454.19     |
| 730270  | 454.19     |
| LAW ENFORCEMENT SPECIFIC SUPPLIES               | 3,347.88   |
| 730280  | 3,347.88   |
| CANINE EXPENSES                                 | 2,405.47   |
| 730310  | 2,405.47   |
| UNIFORMS  | 1,500.00   |
| 730390  | 1,500.00   |
| MEDICAL SUPPLIES                                | (980.00)   |
| 740140  | (980.00)   |
| VEHICLE MAINTENANCE                             | 8,674.34   |
| 740510  | 8,674.34   |
| PROFESSIONAL DEVELOPMENT                        | 5,025.00   |
| 740530  | 5,025.00   |
| MOBILE PHONE AND DATA                           | 4,708.40   |
| 740540  | 4,708.40   |
| TRAVEL EXPENSE                                  | 4,242.44   |
| 740660  | 4,242.44   |
| EQUIPMENT RENTAL                                | 1,741.80   |
| 740680  | 1,741.80   |
| MEMBERSHIP/ASSOCIATION DUES                     | 572.64     |
| 750400  | 572.64     |
| CAPITAL OUTLAY-FURNITURE FIXTURES AND EQUIPMENT | 45,498.81  |
| 750600  | 45,498.81  |
| CAPITAL OUTLAY-VEHICLES                         | 115,897.46 |
| 790100  | 115,897.46 |
| REIMBURSEMENTS CLEARING                         | (44.03)    |
| 5301  | (44.03)    |
| FIRE MARSHAL INSPECTIONS                        | 970,755.32 |
| 710110  | 970,755.32 |
| SALARY/REGULAR                                  | 597,679.74 |
| 710130  | 597,679.74 |
| SALARY/OVERTIME                                 | 5,612.94   |
|   | 5,612.94   |

|   |  |              |
|---|--|--------------|
| 720100  |  | 43,933.44    |
| SOCIAL SECURITY                                 |  | 43,933.44    |
| 720110  |  | 105,163.33   |
| EMPLOYEE INSURANCE                              |  | 105,163.33   |
| 720120  |  | 74,023.78    |
| RETIREMENT                                      |  | 74,023.78    |
| 720140  |  | 1,822.79     |
| STATE UNEMPLOYMENT TAX                          |  | 1,822.79     |
| 730100  |  | 19,906.96    |
| OFFICE SUPPLIES                                 |  | 19,906.96    |
| 730240  |  | 20,000.00    |
| FUEL  |  | 20,000.00    |
| 730270  |  | 4,990.75     |
| LAW ENFORCEMENT SPECIFIC SUPPLIES               |  | 4,990.75     |
| 730310  |  | 1,425.00     |
| UNIFORMS  |  | 1,425.00     |
| 740140  |  | 3,211.48     |
| VEHICLE MAINTENANCE                             |  | 3,211.48     |
| 740510  |  | 408.00       |
| PROFESSIONAL DEVELOPMENT                        |  | 408.00       |
| 740530  |  | 8,321.39     |
| MOBILE PHONE AND DATA                           |  | 8,321.39     |
| 740540  |  | 2,782.16     |
| TRAVEL EXPENSE                                  |  | 2,782.16     |
| 740580  |  | 180.00       |
| PRINTING  |  | 180.00       |
| 740660  |  | 2,069.83     |
| EQUIPMENT RENTAL                                |  | 2,069.83     |
| 740680  |  | 405.00       |
| MEMBERSHIP/ASSOCIATION DUES                     |  | 405.00       |
| 750400  |  | 11,339.77    |
| CAPITAL OUTLAY-FURNITURE FIXTURES AND EQUIPMENT |  | 11,339.77    |
| 750600  |  | 67,478.96    |
| CAPITAL OUTLAY-VEHICLES                         |  | 67,478.96    |
| 5400  |  | 1,897,322.62 |
| JUVENILE PROBATION-ADMINISTRATIVE               |  | 1,897,322.62 |
| 710100  |  | 152,628.30   |
| SALARY/OFFICIAL-DEPARTMENT HEAD                 |  | 152,628.30   |
| 710110  |  | 1,082,122.78 |
| SALARY/REGULAR                                  |  | 1,082,122.78 |
| 710130  |  | 1,470.41     |
| SALARY/OVERTIME                                 |  | 1,470.41     |
| 710140  |  | 470.36       |
| SALARY/CELL PHONE ALLOWANCE                     |  | 470.36       |
| 720100  |  | 91,371.94    |
| SOCIAL SECURITY                                 |  | 91,371.94    |
| 720110  |  | 303,699.22   |
| EMPLOYEE INSURANCE                              |  | 303,699.22   |
| 720120  |  | 151,742.46   |
| RETIREMENT                                      |  | 151,742.46   |
| 720140  |  | 4,582.46     |
| STATE UNEMPLOYMENT TAX                          |  | 4,582.46     |
| 730100  |  | 15,624.55    |
| OFFICE SUPPLIES                                 |  | 15,624.55    |

|                              |  |              |
|------------------------------|--|--------------|
| 730220                       |  | 40.96        |
| REPLACEMENTS                 |  | 40.96        |
| 740420                       |  | 11.63        |
| COURIER SERVICE              |  | 11.63        |
| 740512                       |  | 82,351.23    |
| PROFESSIONAL SERVICES        |  | 82,351.23    |
| 740530                       |  | 418.67       |
| MOBILE PHONE AND DATA        |  | 418.67       |
| 740580                       |  | 25.99        |
| PRINTING                     |  | 25.99        |
| 740620                       |  | 8,611.70     |
| ELECTRICITY                  |  | 8,611.70     |
| 740660                       |  | 2,624.96     |
| EQUIPMENT RENTAL             |  | 2,624.96     |
| 740790                       |  | (475.00)     |
| ELECTRONIC MONITORING        |  | (475.00)     |
| 5401                         |  | 3,533,720.38 |
| JUVENILE PROBATION-DETENTION |  | 3,533,720.38 |
| 710110                       |  | 2,333,159.75 |
| SALARY/REGULAR               |  | 2,333,159.75 |
| 710130                       |  | 13,375.23    |
| SALARY/OVERTIME              |  | 13,375.23    |
| 710140                       |  | 940.73       |
| SALARY/CELL PHONE ALLOWANCE  |  | 940.73       |
| 720100                       |  | 175,843.16   |
| SOCIAL SECURITY              |  | 175,843.16   |
| 720110                       |  | 550,303.05   |
| EMPLOYEE INSURANCE           |  | 550,303.05   |
| 720120                       |  | 288,032.27   |
| RETIREMENT                   |  | 288,032.27   |
| 720140                       |  | 10,737.85    |
| STATE UNEMPLOYMENT TAX       |  | 10,737.85    |
| 730100                       |  | 2,971.41     |
| OFFICE SUPPLIES              |  | 2,971.41     |
| 730140                       |  | 13,487.38    |
| JANITOR SUPPLIES             |  | 13,487.38    |
| 730150                       |  | 4,789.11     |
| INMATE SUPPLIES              |  | 4,789.11     |
| 730220                       |  | 5,859.56     |
| REPLACEMENTS                 |  | 5,859.56     |
| 730310                       |  | 239.20       |
| UNIFORMS                     |  | 239.20       |
| 730390                       |  | 95.93        |
| MEDICAL SUPPLIES             |  | 95.93        |
| 740130                       |  | 27,500.00    |
| PHYSICIAN SERVICES           |  | 27,500.00    |
| 740140                       |  | 5,104.48     |
| VEHICLE MAINTENANCE          |  | 5,104.48     |
| 740512                       |  | 7,705.66     |
| PROFESSIONAL SERVICES        |  | 7,705.66     |
| 740530                       |  | 56.25        |
| MOBILE PHONE AND DATA        |  | 56.25        |
| 740620                       |  | 68,966.58    |
| ELECTRICITY                  |  | 68,966.58    |

|                                 |  |              |
|---------------------------------|--|--------------|
| 740660                          |  | 216.94       |
| EQUIPMENT RENTAL                |  | 216.94       |
| 740694                          |  | 24,336.64    |
| FOOD SERVICE                    |  | 24,336.64    |
| 790100                          |  | (0.80)       |
| REIMBURSEMENTS CLEARING         |  | (0.80)       |
| 5402                            |  | 50,853.55    |
| JUVENILE PROBATION-LOCAL        |  | 50,853.55    |
| 730100                          |  | 397.80       |
| OFFICE SUPPLIES                 |  | 397.80       |
| 740512                          |  | 6,861.91     |
| PROFESSIONAL SERVICES           |  | 6,861.91     |
| 740640                          |  | 43,376.16    |
| CONTRACT SERVICES               |  | 43,376.16    |
| 740694                          |  | 217.68       |
| FOOD SERVICE                    |  | 217.68       |
| 5500                            |  | 3,827,522.12 |
| ADULT PROBATION                 |  | 3,827,522.12 |
| 710100                          |  | 150,483.32   |
| SALARY/OFFICIAL-DEPARTMENT HEAD |  | 150,483.32   |
| 710110                          |  | 3,007,698.53 |
| SALARY/REGULAR                  |  | 3,007,698.53 |
| 710130                          |  | 16,476.19    |
| SALARY/OVERTIME                 |  | 16,476.19    |
| 710140                          |  | 12,309.12    |
| SALARY/CELL PHONE ALLOWANCE     |  | 12,309.12    |
| 720100                          |  | 230,305.80   |
| SOCIAL SECURITY                 |  | 230,305.80   |
| 720120                          |  | 391,040.57   |
| RETIREMENT                      |  | 391,040.57   |
| 720140                          |  | 12,047.10    |
| STATE UNEMPLOYMENT TAX          |  | 12,047.10    |
| 730100                          |  | 1,546.56     |
| OFFICE SUPPLIES                 |  | 1,546.56     |
| 740640                          |  | 2,128.86     |
| CONTRACT SERVICES               |  | 2,128.86     |
| 740660                          |  | 79.60        |
| EQUIPMENT RENTAL                |  | 79.60        |
| 750300                          |  | 2,750.48     |
| CAPITAL OUTLAY-BUILDING         |  | 2,750.48     |
| 740100                          |  | 655.99       |
| IT HARDWARE MAINTENANCE         |  | 655.99       |
| 5501                            |  | 334,977.66   |
| BOND SUPERVISION                |  | 334,977.66   |
| 710110                          |  | 276,161.72   |
| SALARY/REGULAR                  |  | 276,161.72   |
| 710130                          |  | 3,622.66     |
| SALARY/OVERTIME                 |  | 3,622.66     |
| 710140                          |  | 605.49       |
| SALARY/CELL PHONE ALLOWANCE     |  | 605.49       |
| 720100                          |  | 20,073.81    |
| SOCIAL SECURITY                 |  | 20,073.81    |
| 720120                          |  | 34,403.57    |
| RETIREMENT                      |  | 34,403.57    |



|   |              |
|---|--------------|
| 720140  |              |
| STATE UNEMPLOYMENT TAX                          | 110.41       |
| 5600  | 110.41       |
| COMMISSIONS                                     | 33,659.70    |
| 730100  | 33,659.70    |
| OFFICE SUPPLIES                                 | 27,090.34    |
| 730260  | 27,090.34    |
| VEHICLE SUPPLIES                                | 2,340.00     |
| 730270  | 2,340.00     |
| LAW ENFORCEMENT SPECIFIC SUPPLIES               | 3,810.25     |
| 750400  | 3,810.25     |
| CAPITAL OUTLAY-FURNITURE FIXTURES AND EQUIPMENT | 419.11       |
| 5602  | 419.11       |
| LEASE   | 5,449.59     |
| 740510  | 5,449.59     |
| PROFESSIONAL DEVELOPMENT                        | 5,449.59     |
| 6000  | 2,366,909.05 |
| SHERIFF   | 2,366,909.05 |
| 710100  | 170,267.44   |
| SALARY/OFFICIAL-DEPARTMENT HEAD                 | 170,267.44   |
| 710110  | 1,413,899.86 |
| SALARY/REGULAR                                  | 1,413,899.86 |
| 710130  | 131,041.67   |
| SALARY/OVERTIME                                 | 131,041.67   |
| 720100  | 127,634.11   |
| SOCIAL SECURITY                                 | 127,634.11   |
| 720110  | 165,024.97   |
| EMPLOYEE INSURANCE                              | 165,024.97   |
| 720120  | 210,456.18   |
| RETIREMENT                                      | 210,456.18   |
| 720140  | 2,679.77     |
| STATE UNEMPLOYMENT TAX                          | 2,679.77     |
| 730100  | 3,615.65     |
| OFFICE SUPPLIES                                 | 3,615.65     |
| 730140  | (1,078.92)   |
| JANITOR SUPPLIES                                | (1,078.92)   |
| 730270  | 20,197.18    |
| LAW ENFORCEMENT SPECIFIC SUPPLIES               | 20,197.18    |
| 730390  | (8,919.54)   |
| MEDICAL SUPPLIES                                | (8,919.54)   |
| 740420  | 1,724.99     |
| COURIER SERVICE                                 | 1,724.99     |
| 740510  | 153.63       |
| PROFESSIONAL DEVELOPMENT                        | 153.63       |
| 740512  | 1,009.85     |
| PROFESSIONAL SERVICES                           | 1,009.85     |
| 740540  | 1,887.55     |
| TRAVEL EXPENSE                                  | 1,887.55     |
| 740580  | 866.00       |
| PRINTING  | 866.00       |
| 740620  | 122,527.25   |
| ELECTRICITY                                     | 122,527.25   |
| 740628  | 46.20        |
| TELEPHONE-FIBER OPTIC-RESTRICTED                | 46.20        |

|                                   |  |              |
|-----------------------------------|--|--------------|
| 740660                            |  | 5,764.56     |
| EQUIPMENT RENTAL                  |  | 5,764.56     |
| 790100                            |  | (1,889.35)   |
| REIMBURSEMENTS CLEARING           |  | (1,889.35)   |
| 6100                              |  | 5,931,981.85 |
| SHERIFF HOMELAND SECURITY         |  | 5,931,981.85 |
| 710110                            |  | 3,770,159.17 |
| SALARY/REGULAR                    |  | 3,770,159.17 |
| 710130                            |  | 180,159.87   |
| SALARY/OVERTIME                   |  | 180,159.87   |
| 710150                            |  | 38,100.00    |
| SALARY/SPECIAL PAY                |  | 38,100.00    |
| 720100                            |  | 296,621.00   |
| SOCIAL SECURITY                   |  | 296,621.00   |
| 720110                            |  | 650,198.86   |
| EMPLOYEE INSURANCE                |  | 650,198.86   |
| 720120                            |  | 489,379.13   |
| RETIREMENT                        |  | 489,379.13   |
| 720140                            |  | 10,677.63    |
| STATE UNEMPLOYMENT TAX            |  | 10,677.63    |
| 730100                            |  | 1,685.11     |
| OFFICE SUPPLIES                   |  | 1,685.11     |
| 730220                            |  | 8,329.38     |
| REPLACEMENTS                      |  | 8,329.38     |
| 730270                            |  | 218,950.91   |
| LAW ENFORCEMENT SPECIFIC SUPPLIES |  | 218,950.91   |
| 730280                            |  | 10,372.40    |
| CANINE EXPENSES                   |  | 10,372.40    |
| 730330                            |  | 600.00       |
| IT SOFTWARE                       |  | 600.00       |
| 740110                            |  | 7,544.00     |
| IT SOFTWARE MAINTENANCE           |  | 7,544.00     |
| 740510                            |  | 37,452.00    |
| PROFESSIONAL DEVELOPMENT          |  | 37,452.00    |
| 740512                            |  | 50.00        |
| PROFESSIONAL SERVICES             |  | 50.00        |
| 740530                            |  | 2,350.00     |
| MOBILE PHONE AND DATA             |  | 2,350.00     |
| 740540                            |  | 18,251.92    |
| TRAVEL EXPENSE                    |  | 18,251.92    |
| 740580                            |  | 140.00       |
| PRINTING                          |  | 140.00       |
| 740640                            |  | 1,030.00     |
| CONTRACT SERVICES                 |  | 1,030.00     |
| 740656                            |  | 5,225.00     |
| RENT AND LEASES                   |  | 5,225.00     |
| 740660                            |  | 6,339.78     |
| EQUIPMENT RENTAL                  |  | 6,339.78     |
| 730360                            |  | 178,365.69   |
| ARMORY EXPENSE                    |  | 178,365.69   |
| 6201                              |  | 2,631,651.71 |
| SHERIFF HOMICIDE VIOLENT CRIME    |  | 2,631,651.71 |
| 710110                            |  | 1,850,948.25 |
| SALARY/REGULAR                    |  | 1,850,948.25 |

|                                   |              |
|-----------------------------------|--------------|
| 710130                            |              |
| SALARY/OVERTIME                   | 65,969.58    |
| 720100                            | 65,969.58    |
| SOCIAL SECURITY                   | 143,740.86   |
| 720110                            | 143,740.86   |
| EMPLOYEE INSURANCE                | 299,508.94   |
| 720120                            | 299,508.94   |
| RETIREMENT                        | 235,279.35   |
| 720140                            | 235,279.35   |
| STATE UNEMPLOYMENT TAX            | 5,076.96     |
| 730100                            | 5,076.96     |
| OFFICE SUPPLIES                   | 8,322.67     |
| 740504                            | 8,322.67     |
| ONLINE SERVICES                   | 299.00       |
| 740510                            | 299.00       |
| PROFESSIONAL DEVELOPMENT          | 6,730.00     |
| 740512                            | 6,730.00     |
| PROFESSIONAL SERVICES             | 1,358.00     |
| 740540                            | 1,358.00     |
| TRAVEL EXPENSE                    | 7,311.78     |
| 740580                            | 7,311.78     |
| PRINTING                          | 1,390.26     |
| 740640                            | 1,390.26     |
| CONTRACT SERVICES                 | 1,416.00     |
| 740660                            | 1,416.00     |
| EQUIPMENT RENTAL                  | 6,400.56     |
| 790100                            | 6,400.56     |
| REIMBURSEMENTS CLEARING           | (2,100.50)   |
| 6202                              | (2,100.50)   |
| SHERIFF ORGANIZED CRIME           | 1,852,503.18 |
| 710110                            | 1,852,503.18 |
| SALARY/REGULAR                    | 1,301,196.46 |
| 710130                            | 1,301,196.46 |
| SALARY/OVERTIME                   | 46,466.00    |
| 720100                            | 46,466.00    |
| SOCIAL SECURITY                   | 100,504.25   |
| 720110                            | 100,504.25   |
| EMPLOYEE INSURANCE                | 210,317.67   |
| 720120                            | 210,317.67   |
| RETIREMENT                        | 165,358.19   |
| 720140                            | 165,358.19   |
| STATE UNEMPLOYMENT TAX            | 3,527.93     |
| 730100                            | 3,527.93     |
| OFFICE SUPPLIES                   | 2,853.43     |
| 730270                            | 2,853.43     |
| LAW ENFORCEMENT SPECIFIC SUPPLIES | 4,764.82     |
| 740504                            | 4,764.82     |
| ONLINE SERVICES                   | 2,820.00     |
| 740510                            | 2,820.00     |
| PROFESSIONAL DEVELOPMENT          | 9,161.67     |
| 740530                            | 9,161.67     |
| MOBILE PHONE AND DATA             | 145.98       |
| 740540                            | 145.98       |
| TRAVEL EXPENSE                    | 1,456.11     |
|                                   | 1,456.11     |

|   |               |
|---|---------------|
| 740580  | 239.57        |
| PRINTING  | 239.57        |
| 740640  | 2,470.00      |
| CONTRACT SERVICES                               | 2,470.00      |
| 740660  | 1,817.42      |
| EQUIPMENT RENTAL                                | 1,817.42      |
| 790100  | (596.32)      |
| REIMBURSEMENTS CLEARING                         | (596.32)      |
| 6301  | 11,884,956.03 |
| SHERIFF PATROL EAST                             | 11,884,956.03 |
| 710110  | 8,287,106.56  |
| SALARY/REGULAR                                  | 8,287,106.56  |
| 710130  | 83,322.49     |
| SALARY/OVERTIME                                 | 83,322.49     |
| 710150  | 24,684.00     |
| SALARY/SPECIAL PAY                              | 24,684.00     |
| 720100  | 625,048.01    |
| SOCIAL SECURITY                                 | 625,048.01    |
| 720110  | 1,610,137.10  |
| EMPLOYEE INSURANCE                              | 1,610,137.10  |
| 720120  | 1,030,077.49  |
| RETIREMENT                                      | 1,030,077.49  |
| 720140  | 25,265.63     |
| STATE UNEMPLOYMENT TAX                          | 25,265.63     |
| 730100  | 34,331.31     |
| OFFICE SUPPLIES                                 | 34,331.31     |
| 730130  | 16,225.99     |
| ESTRAY EXPENSE                                  | 16,225.99     |
| 730240  | 14,329.00     |
| FUEL  | 14,329.00     |
| 730270  | 18,085.42     |
| LAW ENFORCEMENT SPECIFIC SUPPLIES               | 18,085.42     |
| 740510  | 6,053.95      |
| PROFESSIONAL DEVELOPMENT                        | 6,053.95      |
| 740512  | 286.69        |
| PROFESSIONAL SERVICES                           | 286.69        |
| 740540  | 1,824.34      |
| TRAVEL EXPENSE                                  | 1,824.34      |
| 740580  | 3,105.03      |
| PRINTING  | 3,105.03      |
| 740640  | 289.00        |
| CONTRACT SERVICES                               | 289.00        |
| 740660  | 15,613.16     |
| EQUIPMENT RENTAL                                | 15,613.16     |
| 750400  | 21,820.86     |
| CAPITAL OUTLAY-FURNITURE FIXTURES AND EQUIPMENT | 21,820.86     |
| 750600  | 67,350.00     |
| CAPITAL OUTLAY-VEHICLES                         | 67,350.00     |
| 6302  | 6,612,012.00  |
| SHERIFF PATROL WEST                             | 6,612,012.00  |
| 710110  | 4,661,860.90  |
| SALARY/REGULAR                                  | 4,661,860.90  |
| 710130  | 64,697.25     |
| SALARY/OVERTIME                                 | 64,697.25     |

|                                   |               |
|-----------------------------------|---------------|
| 710150                            |               |
| SALARY/SPECIAL PAY                | -             |
| 720100                            |               |
| SOCIAL SECURITY                   | 352,756.92    |
| 720110                            | 352,756.92    |
| EMPLOYEE INSURANCE                | 851,681.07    |
| 720120                            | 851,681.07    |
| RETIREMENT                        | 579,953.17    |
| 720140                            | 579,953.17    |
| STATE UNEMPLOYMENT TAX            | 14,298.22     |
| 730100                            | 14,298.22     |
| OFFICE SUPPLIES                   | 10,029.99     |
| 730240                            | 10,029.99     |
| FUEL                              | 14,072.64     |
| 730270                            | 14,072.64     |
| LAW ENFORCEMENT SPECIFIC SUPPLIES | 7,554.23      |
| 740510                            | 7,554.23      |
| PROFESSIONAL DEVELOPMENT          | 4,675.00      |
| 740512                            | 4,675.00      |
| PROFESSIONAL SERVICES             | 733.00        |
| 740540                            | 733.00        |
| TRAVEL EXPENSE                    | 1,405.57      |
| 740580                            | 1,405.57      |
| PRINTING                          | 838.32        |
| 740640                            | 838.32        |
| CONTRACT SERVICES                 | 432.00        |
| 740660                            | 432.00        |
| EQUIPMENT RENTAL                  | 9,636.72      |
| 750600                            | 9,636.72      |
| CAPITAL OUTLAY-VEHICLES           | 37,387.00     |
| 6303                              | 37,387.00     |
| SHERIFF PATROL SOUTH              | 11,039,215.32 |
| 710110                            | 11,039,215.32 |
| SALARY/REGULAR                    | 6,410,410.21  |
| 710130                            | 6,410,410.21  |
| SALARY/OVERTIME                   | 717,735.39    |
| 710150                            | 717,735.39    |
| SALARY/SPECIAL PAY                | 5,826.00      |
| 720100                            | 5,826.00      |
| SOCIAL SECURITY                   | 531,108.00    |
| 720110                            | 531,108.00    |
| EMPLOYEE INSURANCE                | 1,223,306.75  |
| 720120                            | 1,223,306.75  |
| RETIREMENT                        | 875,338.96    |
| 720140                            | 875,338.96    |
| STATE UNEMPLOYMENT TAX            | 19,822.91     |
| 730100                            | 19,822.91     |
| OFFICE SUPPLIES                   | 248,244.64    |
| 730270                            | 248,244.64    |
| LAW ENFORCEMENT SPECIFIC SUPPLIES | 11,018.81     |
| 740510                            | 11,018.81     |
| PROFESSIONAL DEVELOPMENT          | 350.00        |
| 740512                            | 350.00        |
| PROFESSIONAL SERVICES             | 31,075.68     |
|                                   | 31,075.68     |

|   |  |              |
|---|--|--------------|
| 740530  |  | 42,093.00    |
| MOBILE PHONE AND DATA                           |  | 42,093.00    |
| 740540  |  | 595.50       |
| TRAVEL EXPENSE                                  |  | 595.50       |
| 740580  |  | 2,341.09     |
| PRINTING  |  | 2,341.09     |
| 740660  |  | 6,895.38     |
| EQUIPMENT RENTAL                                |  | 6,895.38     |
| 750400  |  | 287,820.00   |
| CAPITAL OUTLAY-FURNITURE FIXTURES AND EQUIPMENT |  | 287,820.00   |
| 750600  |  | 625,233.00   |
| CAPITAL OUTLAY-VEHICLES                         |  | 625,233.00   |
| 6401  |  | 4,340,525.31 |
| SHERIFF DISPATCH                                |  | 4,340,525.31 |
| 710110  |  | 2,862,350.71 |
| SALARY/REGULAR                                  |  | 2,862,350.71 |
| 710130  |  | 161,639.58   |
| SALARY/OVERTIME                                 |  | 161,639.58   |
| 720100  |  | 226,373.42   |
| SOCIAL SECURITY                                 |  | 226,373.42   |
| 720110  |  | 687,405.12   |
| EMPLOYEE INSURANCE                              |  | 687,405.12   |
| 720120  |  | 371,042.53   |
| RETIREMENT                                      |  | 371,042.53   |
| 720140  |  | 11,371.27    |
| STATE UNEMPLOYMENT TAX                          |  | 11,371.27    |
| 730100  |  | 8,614.57     |
| OFFICE SUPPLIES                                 |  | 8,614.57     |
| 730270  |  | 4,061.57     |
| LAW ENFORCEMENT SPECIFIC SUPPLIES               |  | 4,061.57     |
| 740510  |  | 2,039.00     |
| PROFESSIONAL DEVELOPMENT                        |  | 2,039.00     |
| 740540  |  | 2,827.80     |
| TRAVEL EXPENSE                                  |  | 2,827.80     |
| 740660  |  | 2,799.74     |
| EQUIPMENT RENTAL                                |  | 2,799.74     |
| 6402  |  | 1,930,083.67 |
| SHERIFF CRIME LAB                               |  | 1,930,083.67 |
| 710110  |  | 1,170,081.13 |
| SALARY/REGULAR                                  |  | 1,170,081.13 |
| 710130  |  | 32,660.57    |
| SALARY/OVERTIME                                 |  | 32,660.57    |
| 720100  |  | 89,586.31    |
| SOCIAL SECURITY                                 |  | 89,586.31    |
| 720110  |  | 220,210.15   |
| EMPLOYEE INSURANCE                              |  | 220,210.15   |
| 720120  |  | 147,576.10   |
| RETIREMENT                                      |  | 147,576.10   |
| 720140  |  | 3,862.67     |
| STATE UNEMPLOYMENT TAX                          |  | 3,862.67     |
| 730100  |  | 1,298.56     |
| OFFICE SUPPLIES                                 |  | 1,298.56     |
| 730220  |  | 2,837.19     |
| REPLACEMENTS                                    |  | 2,837.19     |

|   |  |              |
|---|--|--------------|
| 730270  |  | 53,619.92    |
| LAW ENFORCEMENT SPECIFIC SUPPLIES               |  | 53,619.92    |
| 730330  |  | 4,995.00     |
| IT SOFTWARE                                     |  | 4,995.00     |
| 740110  |  | 104,307.90   |
| IT SOFTWARE MAINTENANCE                         |  | 104,307.90   |
| 740390  |  | 23,492.00    |
| FORENSIC SERVICES-RESTRICTED                    |  | 23,492.00    |
| 740420  |  | 190.70       |
| COURIER SERVICE                                 |  | 190.70       |
| 740510  |  | 14,570.00    |
| PROFESSIONAL DEVELOPMENT                        |  | 14,570.00    |
| 740512  |  | 9,975.79     |
| PROFESSIONAL SERVICES                           |  | 9,975.79     |
| 740540  |  | 13,400.82    |
| TRAVEL EXPENSE                                  |  | 13,400.82    |
| 740580  |  | 365.00       |
| PRINTING  |  | 365.00       |
| 740640  |  | 45.00        |
| CONTRACT SERVICES                               |  | 45.00        |
| 740660  |  | 3,557.86     |
| EQUIPMENT RENTAL                                |  | 3,557.86     |
| 750400  |  | 33,451.00    |
| CAPITAL OUTLAY-FURNITURE FIXTURES AND EQUIPMENT |  | 33,451.00    |
| 6403  |  | 4,611,646.32 |
| SHERIFF FLEET                                   |  | 4,611,646.32 |
| 710110  |  | 446,469.35   |
| SALARY/REGULAR                                  |  | 446,469.35   |
| 710130  |  | 26,757.68    |
| SALARY/OVERTIME                                 |  | 26,757.68    |
| 720100  |  | 35,208.57    |
| SOCIAL SECURITY                                 |  | 35,208.57    |
| 720110  |  | 99,250.84    |
| EMPLOYEE INSURANCE                              |  | 99,250.84    |
| 720120  |  | 58,064.97    |
| RETIREMENT                                      |  | 58,064.97    |
| 720140  |  | 1,554.57     |
| STATE UNEMPLOYMENT TAX                          |  | 1,554.57     |
| 730100  |  | 8,706.22     |
| OFFICE SUPPLIES                                 |  | 8,706.22     |
| 730220  |  | 11,648.56    |
| REPLACEMENTS                                    |  | 11,648.56    |
| 730240  |  | 672,560.60   |
| FUEL  |  | 672,560.60   |
| 730250  |  | 11,706.73    |
| SHOP SUPPLIES                                   |  | 11,706.73    |
| 730260  |  | 580,989.33   |
| VEHICLE SUPPLIES                                |  | 580,989.33   |
| 730270  |  | 405,738.00   |
| LAW ENFORCEMENT SPECIFIC SUPPLIES               |  | 405,738.00   |
| 730310  |  | 2,858.49     |
| UNIFORMS  |  | 2,858.49     |
| 740110  |  | 17,094.00    |
| IT SOFTWARE MAINTENANCE                         |  | 17,094.00    |

|   |  |              |
|---|--|--------------|
| 740140  |  | 11,026.75    |
| VEHICLE MAINTENANCE                             |  | 11,026.75    |
| 740510  |  | 786.00       |
| PROFESSIONAL DEVELOPMENT                        |  | 786.00       |
| 740512  |  | 86,427.32    |
| PROFESSIONAL SERVICES                           |  | 86,427.32    |
| 740640  |  | 8,799.22     |
| CONTRACT SERVICES                               |  | 8,799.22     |
| 740660  |  | 44,482.44    |
| EQUIPMENT RENTAL                                |  | 44,482.44    |
| 750400  |  | 39,853.00    |
| CAPITAL OUTLAY-FURNITURE FIXTURES AND EQUIPMENT |  | 39,853.00    |
| 750600  |  | 2,042,394.42 |
| CAPITAL OUTLAY-VEHICLES                         |  | 2,042,394.42 |
| 790100  |  | (730.74)     |
| REIMBURSEMENTS CLEARING                         |  | (730.74)     |
| 6405  |  | 1,097,258.85 |
| SHERIFF RADIO                                   |  | 1,097,258.85 |
| 710110  |  | 350,807.02   |
| SALARY/REGULAR                                  |  | 350,807.02   |
| 710130  |  | 11,704.20    |
| SALARY/OVERTIME                                 |  | 11,704.20    |
| 720100  |  | 27,385.74    |
| SOCIAL SECURITY                                 |  | 27,385.74    |
| 720110  |  | 62,591.97    |
| EMPLOYEE INSURANCE                              |  | 62,591.97    |
| 720120  |  | 44,479.93    |
| RETIREMENT                                      |  | 44,479.93    |
| 720140  |  | 1,313.68     |
| STATE UNEMPLOYMENT TAX                          |  | 1,313.68     |
| 730100  |  | 18,985.06    |
| OFFICE SUPPLIES                                 |  | 18,985.06    |
| 730220  |  | 41,413.38    |
| REPLACEMENTS                                    |  | 41,413.38    |
| 730250  |  | 20,865.50    |
| SHOP SUPPLIES                                   |  | 20,865.50    |
| 730262  |  | 9,244.57     |
| RADIO SUPPLIES                                  |  | 9,244.57     |
| 730270  |  | 10.72        |
| LAW ENFORCEMENT SPECIFIC SUPPLIES               |  | 10.72        |
| 730330  |  | 19,185.60    |
| IT SOFTWARE                                     |  | 19,185.60    |
| 740110  |  | 23,018.53    |
| IT SOFTWARE MAINTENANCE                         |  | 23,018.53    |
| 740510  |  | 699.00       |
| PROFESSIONAL DEVELOPMENT                        |  | 699.00       |
| 740512  |  | 96,511.81    |
| PROFESSIONAL SERVICES                           |  | 96,511.81    |
| 740540  |  | 720.73       |
| TRAVEL EXPENSE                                  |  | 720.73       |
| 740620  |  | 22,978.40    |
| ELECTRICITY                                     |  | 22,978.40    |
| 740640  |  | 10,885.10    |
| CONTRACT SERVICES                               |  | 10,885.10    |



|                                   |              |
|-----------------------------------|--------------|
| 740660                            |              |
| EQUIPMENT RENTAL                  | 334,457.91   |
| 6406                              | 334,457.91   |
| SHERIFF RTCC                      | 806,644.58   |
| 710110                            | 806,644.58   |
| SALARY/REGULAR                    | 498,458.39   |
| 710130                            | 498,458.39   |
| SALARY/OVERTIME                   | 2,209.57     |
| 720100                            | 2,209.57     |
| SOCIAL SECURITY                   | 37,016.97    |
| 720110                            | 37,016.97    |
| EMPLOYEE INSURANCE                | 105,584.62   |
| 720120                            | 105,584.62   |
| RETIREMENT                        | 61,431.22    |
| 720140                            | 61,431.22    |
| STATE UNEMPLOYMENT TAX            | 1,610.69     |
| 730100                            | 1,610.69     |
| OFFICE SUPPLIES                   | 1,574.26     |
| 730320                            | 1,574.26     |
| IT HARDWARE                       | 373.42       |
| 740110                            | 373.42       |
| IT SOFTWARE MAINTENANCE           | 3,099.00     |
| 740504                            | 3,099.00     |
| ONLINE SERVICES                   | 87,647.05    |
| 740510                            | 87,647.05    |
| PROFESSIONAL DEVELOPMENT          | 3,439.98     |
| 740540                            | 3,439.98     |
| TRAVEL EXPENSE                    | 1,430.27     |
| 740660                            | 1,430.27     |
| EQUIPMENT RENTAL                  | 2,769.14     |
| 6407                              | 2,769.14     |
| SHERIFF ACADEMY                   | 1,744,501.92 |
| 710110                            | 1,744,501.92 |
| SALARY/REGULAR                    | 888,336.62   |
| 710130                            | 888,336.62   |
| SALARY/OVERTIME                   | 11,464.63    |
| 720100                            | 11,464.63    |
| SOCIAL SECURITY                   | 66,944.65    |
| 720110                            | 66,944.65    |
| EMPLOYEE INSURANCE                | 167,583.46   |
| 720120                            | 167,583.46   |
| RETIREMENT                        | 110,405.56   |
| 720140                            | 110,405.56   |
| STATE UNEMPLOYMENT TAX            | 2,546.76     |
| 730100                            | 2,546.76     |
| OFFICE SUPPLIES                   | 5,519.91     |
| 730270                            | 5,519.91     |
| LAW ENFORCEMENT SPECIFIC SUPPLIES | 11,951.50    |
| 730310                            | 11,951.50    |
| UNIFORMS                          | 347,720.76   |
| 740504                            | 347,720.76   |
| ONLINE SERVICES                   | 26,987.00    |
| 740510                            | 26,987.00    |
| PROFESSIONAL DEVELOPMENT          | 79,546.13    |
|                                   | 79,546.13    |

|                                   |              |
|-----------------------------------|--------------|
| 740540                            |              |
| TRAVEL EXPENSE                    | 8,319.68     |
| 740580                            | 8,319.68     |
| PRINTING                          | 160.00       |
| 740660                            | 160.00       |
| EQUIPMENT RENTAL                  | 7,400.26     |
| 740680                            | 7,400.26     |
| MEMBERSHIP/ASSOCIATION DUES       | 9,615.00     |
| 6408                              | 9,615.00     |
| SHERIFF MAINTENANCE               | 1,599,583.78 |
| 710110                            | 1,599,583.78 |
| SALARY/REGULAR                    | 500,811.69   |
| 710130                            | 500,811.69   |
| SALARY/OVERTIME                   | 9,431.38     |
| 720100                            | 9,431.38     |
| SOCIAL SECURITY                   | 37,078.62    |
| 720110                            | 37,078.62    |
| EMPLOYEE INSURANCE                | 114,208.74   |
| 720120                            | 114,208.74   |
| RETIREMENT                        | 62,606.46    |
| 720140                            | 62,606.46    |
| STATE UNEMPLOYMENT TAX            | 1,937.06     |
| 730100                            | 1,937.06     |
| OFFICE SUPPLIES                   | 1,970.76     |
| 730220                            | 1,970.76     |
| REPLACEMENTS                      | 145,967.51   |
| 730250                            | 145,967.51   |
| SHOP SUPPLIES                     | 19,141.05    |
| 730270                            | 19,141.05    |
| LAW ENFORCEMENT SPECIFIC SUPPLIES | 700.81       |
| 730310                            | 700.81       |
| UNIFORMS                          | 2,729.89     |
| 740420                            | 2,729.89     |
| COURIER SERVICE                   | 1,632.43     |
| 740512                            | 1,632.43     |
| PROFESSIONAL SERVICES             | 426,830.70   |
| 740640                            | 426,830.70   |
| CONTRACT SERVICES                 | 142,652.30   |
| 740660                            | 142,652.30   |
| EQUIPMENT RENTAL                  | 12,535.21    |
| 740750                            | 12,535.21    |
| REMODEL                           | 119,349.17   |
| 6500                              | 119,349.17   |
| SHERIFF ADMINISTRATIVE            | 1,448,639.35 |
| 710110                            | 1,448,639.35 |
| SALARY/REGULAR                    | 974,561.24   |
| 710130                            | 974,561.24   |
| SALARY/OVERTIME                   | 8,993.48     |
| 720100                            | 8,993.48     |
| SOCIAL SECURITY                   | 73,762.70    |
| 720110                            | 73,762.70    |
| EMPLOYEE INSURANCE                | 178,268.60   |
| 720120                            | 178,268.60   |
| RETIREMENT                        | 120,711.16   |
|                                   | 120,711.16   |

|                          |  |            |
|--------------------------|--|------------|
| 720140                   |  | 2,606.30   |
| STATE UNEMPLOYMENT TAX   |  | 2,606.30   |
| 730100                   |  | 14,229.21  |
| OFFICE SUPPLIES          |  | 14,229.21  |
| 730330                   |  | 500.81     |
| IT SOFTWARE              |  | 500.81     |
| 740110                   |  | 22,239.64  |
| IT SOFTWARE MAINTENANCE  |  | 22,239.64  |
| 740504                   |  | 11,669.00  |
| ONLINE SERVICES          |  | 11,669.00  |
| 740510                   |  | 8,924.00   |
| PROFESSIONAL DEVELOPMENT |  | 8,924.00   |
| 740512                   |  | 21,719.00  |
| PROFESSIONAL SERVICES    |  | 21,719.00  |
| 740540                   |  | 2,614.78   |
| TRAVEL EXPENSE           |  | 2,614.78   |
| 740570                   |  | 250.00     |
| ADVERTISING              |  | 250.00     |
| 740580                   |  | 718.00     |
| PRINTING                 |  | 718.00     |
| 740660                   |  | 6,871.43   |
| EQUIPMENT RENTAL         |  | 6,871.43   |
| 6501                     |  | 607,307.20 |
| SHERIFF INTERNAL AFFAIRS |  | 607,307.20 |
| 710110                   |  | 449,084.72 |
| SALARY/REGULAR           |  | 449,084.72 |
| 720100                   |  | 33,151.47  |
| SOCIAL SECURITY          |  | 33,151.47  |
| 720110                   |  | 54,697.50  |
| EMPLOYEE INSURANCE       |  | 54,697.50  |
| 720120                   |  | 55,102.59  |
| RETIREMENT               |  | 55,102.59  |
| 720140                   |  | 1,124.69   |
| STATE UNEMPLOYMENT TAX   |  | 1,124.69   |
| 730100                   |  | 2,734.86   |
| OFFICE SUPPLIES          |  | 2,734.86   |
| 740110                   |  | 1,989.77   |
| IT SOFTWARE MAINTENANCE  |  | 1,989.77   |
| 740510                   |  | 1,800.00   |
| PROFESSIONAL DEVELOPMENT |  | 1,800.00   |
| 740512                   |  | 1,202.15   |
| PROFESSIONAL SERVICES    |  | 1,202.15   |
| 740540                   |  | 4,576.81   |
| TRAVEL EXPENSE           |  | 4,576.81   |
| 740660                   |  | 1,842.64   |
| EQUIPMENT RENTAL         |  | 1,842.64   |
| 6503                     |  | 55,276.46  |
| SHERIFF IT               |  | 55,276.46  |
| 710110                   |  | 37,948.42  |
| SALARY/REGULAR           |  | 37,948.42  |
| 710130                   |  | 470.49     |
| SALARY/OVERTIME          |  | 470.49     |
| 720100                   |  | 2,804.32   |
| SOCIAL SECURITY          |  | 2,804.32   |

|                         |  |               |
|-------------------------|--|---------------|
| 720110                  |  | 9,028.84      |
| EMPLOYEE INSURANCE      |  | 9,028.84      |
| 720120                  |  | 4,714.03      |
| RETIREMENT              |  | 4,714.03      |
| 720140                  |  | 307.77        |
| STATE UNEMPLOYMENT TAX  |  | 307.77        |
| 730100                  |  | 2.59          |
| OFFICE SUPPLIES         |  | 2.59          |
| 740110                  |  | -             |
| IT SOFTWARE MAINTENANCE |  | -             |
| 740504                  |  | -             |
| ONLINE SERVICES         |  | -             |
| 740512                  |  | -             |
| PROFESSIONAL SERVICES   |  | -             |
| 740530                  |  | -             |
| MOBILE PHONE AND DATA   |  | -             |
| 740540                  |  | -             |
| TRAVEL EXPENSE          |  | -             |
| 740580                  |  | -             |
| PRINTING                |  | -             |
| 740660                  |  | -             |
| EQUIPMENT RENTAL        |  | -             |
| 6504                    |  | 1,094,387.54  |
| SHERIFF ALARMS          |  | 1,094,387.54  |
| 710110                  |  | 725,633.82    |
| SALARY/REGULAR          |  | 725,633.82    |
| 710130                  |  | 2,740.05      |
| SALARY/OVERTIME         |  | 2,740.05      |
| 710150                  |  | 834.00        |
| SALARY/SPECIAL PAY      |  | 834.00        |
| 720100                  |  | 53,407.32     |
| SOCIAL SECURITY         |  | 53,407.32     |
| 720110                  |  | 197,215.94    |
| EMPLOYEE INSURANCE      |  | 197,215.94    |
| 720120                  |  | 89,445.44     |
| RETIREMENT              |  | 89,445.44     |
| 720140                  |  | 3,422.82      |
| STATE UNEMPLOYMENT TAX  |  | 3,422.82      |
| 730100                  |  | 3,848.96      |
| OFFICE SUPPLIES         |  | 3,848.96      |
| 740512                  |  | 3,693.07      |
| PROFESSIONAL SERVICES   |  | 3,693.07      |
| 740540                  |  | 2,919.63      |
| TRAVEL EXPENSE          |  | 2,919.63      |
| 740580                  |  | 434.03        |
| PRINTING                |  | 434.03        |
| 740660                  |  | 10,792.46     |
| EQUIPMENT RENTAL        |  | 10,792.46     |
| 6601                    |  | 25,052,771.11 |
| SHERIFF JAIL            |  | 25,052,771.11 |
| 710110                  |  | 12,158,671.32 |
| SALARY/REGULAR          |  | 12,158,671.32 |
| 710130                  |  | 322,272.46    |
| SALARY/OVERTIME         |  | 322,272.46    |

|                                   |  |              |
|-----------------------------------|--|--------------|
| 710150                            |  | 15,360.00    |
| SALARY/SPECIAL PAY                |  | 15,360.00    |
| 720100                            |  | 931,206.44   |
| SOCIAL SECURITY                   |  | 931,206.44   |
| 720110                            |  | 2,905,091.39 |
| EMPLOYEE INSURANCE                |  | 2,905,091.39 |
| 720120                            |  | 1,533,293.31 |
| RETIREMENT                        |  | 1,533,293.31 |
| 720140                            |  | 47,321.68    |
| STATE UNEMPLOYMENT TAX            |  | 47,321.68    |
| 730100                            |  | 66,374.29    |
| OFFICE SUPPLIES                   |  | 66,374.29    |
| 730140                            |  | 86,355.74    |
| JANITOR SUPPLIES                  |  | 86,355.74    |
| 730220                            |  | -            |
| REPLACEMENTS                      |  | -            |
| 730270                            |  | 10.72        |
| LAW ENFORCEMENT SPECIFIC SUPPLIES |  | 10.72        |
| 730390                            |  | 904.78       |
| MEDICAL SUPPLIES                  |  | 904.78       |
| 740110                            |  | 1,694.00     |
| IT SOFTWARE MAINTENANCE           |  | 1,694.00     |
| 740120                            |  | 5,090,461.25 |
| MEDICAL SERVICES                  |  | 5,090,461.25 |
| 740510                            |  | 37,114.00    |
| PROFESSIONAL DEVELOPMENT          |  | 37,114.00    |
| 740512                            |  | 82.13        |
| PROFESSIONAL SERVICES             |  | 82.13        |
| 740540                            |  | 4,298.75     |
| TRAVEL EXPENSE                    |  | 4,298.75     |
| 740560                            |  | 45,031.56    |
| TRANSPORTATION                    |  | 45,031.56    |
| 740580                            |  | 1,609.02     |
| PRINTING                          |  | 1,609.02     |
| 740620                            |  | 488,436.02   |
| ELECTRICITY                       |  | 488,436.02   |
| 740626                            |  | 89,778.52    |
| TELEPHONE-INMATE SERVICES         |  | 89,778.52    |
| 740640                            |  | 1,065,761.34 |
| CONTRACT SERVICES                 |  | 1,065,761.34 |
| 740660                            |  | 32,239.58    |
| EQUIPMENT RENTAL                  |  | 32,239.58    |
| 740694                            |  | 21,820.59    |
| FOOD SERVICE                      |  | 21,820.59    |
| 750600                            |  | 131,628.00   |
| CAPITAL OUTLAY-VEHICLES           |  | 131,628.00   |
| 790100                            |  | (24,045.78)  |
| REIMBURSEMENTS CLEARING           |  | (24,045.78)  |
| 7100                              |  | 5,185,762.50 |
| CONSTABLE PRECINCT 1              |  | 5,185,762.50 |
| 710100                            |  | 133,684.92   |
| SALARY/OFFICIAL-DEPARTMENT HEAD   |  | 133,684.92   |
| 710110                            |  | 3,025,418.57 |
| SALARY/REGULAR                    |  | 3,025,418.57 |

|                                   |            |
|-----------------------------------|------------|
| 710130                            |            |
| SALARY/OVERTIME                   | 34,413.56  |
| 710140                            | 34,413.56  |
| SALARY/CELL PHONE ALLOWANCE       | 15,155.01  |
| 710150                            | 15,155.01  |
| SALARY/SPECIAL PAY                | 10,000.00  |
| 720100                            | 10,000.00  |
| SOCIAL SECURITY                   | 239,628.93 |
| 720110                            | 239,628.93 |
| EMPLOYEE INSURANCE                | 499,267.96 |
| 720120                            | 499,267.96 |
| RETIREMENT                        | 394,931.13 |
| 720130                            | 394,931.13 |
| WORKERS COMPENSATION              | -          |
| 720140                            | -          |
| STATE UNEMPLOYMENT TAX            | 8,683.62   |
| 730100                            | 8,683.62   |
| OFFICE SUPPLIES                   | 42,815.23  |
| 730220                            | 42,815.23  |
| REPLACEMENTS                      | 1,222.95   |
| 730230                            | 1,222.95   |
| MARINE/AIR EXPENSE                | 33,895.44  |
| 730240                            | 33,895.44  |
| FUEL                              | 94,105.03  |
| 730260                            | 94,105.03  |
| VEHICLE SUPPLIES                  | 1,019.87   |
| 730262                            | 1,019.87   |
| RADIO SUPPLIES                    | 2,271.16   |
| 730270                            | 2,271.16   |
| LAW ENFORCEMENT SPECIFIC SUPPLIES | 10,405.40  |
| 730280                            | 10,405.40  |
| CANINE EXPENSES                   | 1,245.33   |
| 730310                            | 1,245.33   |
| UNIFORMS                          | 8,893.81   |
| 740140                            | 8,893.81   |
| VEHICLE MAINTENANCE               | 45,211.98  |
| 740160                            | 45,211.98  |
| SPECIAL INVESTIGATION             | 309.98     |
| 740420                            | 309.98     |
| COURIER SERVICE                   | 66.18      |
| 740510                            | 66.18      |
| PROFESSIONAL DEVELOPMENT          | 8,126.10   |
| 740512                            | 8,126.10   |
| PROFESSIONAL SERVICES             | 38,379.71  |
| 740530                            | 38,379.71  |
| MOBILE PHONE AND DATA             | 19,582.86  |
| 740540                            | 19,582.86  |
| TRAVEL EXPENSE                    | 9,302.89   |
| 740580                            | 9,302.89   |
| PRINTING                          | 2,568.98   |
| 740620                            | 2,568.98   |
| ELECTRICITY                       | 15,114.71  |
| 740640                            | 15,114.71  |
| CONTRACT SERVICES                 | 18.00      |
|                                   | 18.00      |

|   |  |              |
|---|--|--------------|
| 740660  |  | 3,414.56     |
| EQUIPMENT RENTAL                                |  | 3,414.56     |
| 740680  |  | 330.00       |
| MEMBERSHIP/ASSOCIATION DUES                     |  | 330.00       |
| 740740  |  | 156.85       |
| BANK SERVICE CHARGES                            |  | 156.85       |
| 750400  |  | 144,825.84   |
| CAPITAL OUTLAY-FURNITURE FIXTURES AND EQUIPMENT |  | 144,825.84   |
| 750600  |  | 343,479.30   |
| CAPITAL OUTLAY-VEHICLES                         |  | 343,479.30   |
| 790100  |  | (2,183.36)   |
| REIMBURSEMENTS CLEARING                         |  | (2,183.36)   |
| 7200  |  | 2,095,044.31 |
| CONSTABLE PRECINCT 2                            |  | 2,095,044.31 |
| 710100  |  | 133,684.92   |
| SALARY/OFFICIAL-DEPARTMENT HEAD                 |  | 133,684.92   |
| 710110  |  | 1,220,812.14 |
| SALARY/REGULAR                                  |  | 1,220,812.14 |
| 710130  |  | 22,620.51    |
| SALARY/OVERTIME                                 |  | 22,620.51    |
| 710150  |  | 1,290.00     |
| SALARY/SPECIAL PAY                              |  | 1,290.00     |
| 720100  |  | 102,664.27   |
| SOCIAL SECURITY                                 |  | 102,664.27   |
| 720110  |  | 218,017.44   |
| EMPLOYEE INSURANCE                              |  | 218,017.44   |
| 720120  |  | 169,130.41   |
| RETIREMENT                                      |  | 169,130.41   |
| 720140  |  | 3,410.34     |
| STATE UNEMPLOYMENT TAX                          |  | 3,410.34     |
| 730100  |  | 19,453.67    |
| OFFICE SUPPLIES                                 |  | 19,453.67    |
| 730210  |  | 220.08       |
| DATA PROCESSING SUPPLIES                        |  | 220.08       |
| 730220  |  | 896.50       |
| REPLACEMENTS                                    |  | 896.50       |
| 730240  |  | 28,203.28    |
| FUEL  |  | 28,203.28    |
| 730260  |  | 1,900.17     |
| VEHICLE SUPPLIES                                |  | 1,900.17     |
| 730270  |  | 3,261.90     |
| LAW ENFORCEMENT SPECIFIC SUPPLIES               |  | 3,261.90     |
| 730310  |  | 9,461.53     |
| UNIFORMS  |  | 9,461.53     |
| 730320  |  | 295.92       |
| IT HARDWARE                                     |  | 295.92       |
| 730330  |  | 599.00       |
| IT SOFTWARE                                     |  | 599.00       |
| 730380  |  | 165.98       |
| AUDIO/VISUAL SUPPLIES                           |  | 165.98       |
| 740140  |  | 8,088.06     |
| VEHICLE MAINTENANCE                             |  | 8,088.06     |
| 740420  |  | 9.25         |
| COURIER SERVICE                                 |  | 9.25         |

|   |  |              |
|---|--|--------------|
| 740504  |  | 1,883.50     |
| ONLINE SERVICES                                 |  | 1,883.50     |
| 740510  |  | 1,560.00     |
| PROFESSIONAL DEVELOPMENT                        |  | 1,560.00     |
| 740512  |  | 730.00       |
| PROFESSIONAL SERVICES                           |  | 730.00       |
| 740530  |  | 19,203.53    |
| MOBILE PHONE AND DATA                           |  | 19,203.53    |
| 740540  |  | 5,150.01     |
| TRAVEL EXPENSE                                  |  | 5,150.01     |
| 740580  |  | 551.53       |
| PRINTING  |  | 551.53       |
| 740620  |  | 5,782.79     |
| ELECTRICITY                                     |  | 5,782.79     |
| 740640  |  | 1,010.96     |
| CONTRACT SERVICES                               |  | 1,010.96     |
| 740660  |  | 4,525.02     |
| EQUIPMENT RENTAL                                |  | 4,525.02     |
| 750400  |  | 79,577.04    |
| CAPITAL OUTLAY-FURNITURE FIXTURES AND EQUIPMENT |  | 79,577.04    |
| 750600  |  | 32,907.00    |
| CAPITAL OUTLAY-VEHICLES                         |  | 32,907.00    |
| 790100  |  | (2,394.83)   |
| REIMBURSEMENTS CLEARING                         |  | (2,394.83)   |
| 740260  |  | 21.39        |
| INTEREST ON CREDIT CARDS                        |  | 21.39        |
| 730360  |  | 351.00       |
| ARMORY EXPENSE                                  |  | 351.00       |
| 7300  |  | 6,297,944.46 |
| CONSTABLE PRECINCT 3                            |  | 6,297,944.46 |
| 710100  |  | 133,684.92   |
| SALARY/OFFICIAL-DEPARTMENT HEAD                 |  | 133,684.92   |
| 710110  |  | 3,724,132.18 |
| SALARY/REGULAR                                  |  | 3,724,132.18 |
| 710130  |  | 29,533.93    |
| SALARY/OVERTIME                                 |  | 29,533.93    |
| 710150  |  | 13,400.00    |
| SALARY/SPECIAL PAY                              |  | 13,400.00    |
| 720100  |  | 291,548.32   |
| SOCIAL SECURITY                                 |  | 291,548.32   |
| 720110  |  | 648,711.77   |
| EMPLOYEE INSURANCE                              |  | 648,711.77   |
| 720120  |  | 478,704.21   |
| RETIREMENT                                      |  | 478,704.21   |
| 720140  |  | 11,496.41    |
| STATE UNEMPLOYMENT TAX                          |  | 11,496.41    |
| 730100  |  | 55,342.54    |
| OFFICE SUPPLIES                                 |  | 55,342.54    |
| 730240  |  | 123,308.95   |
| FUEL  |  | 123,308.95   |
| 730260  |  | 12,232.96    |
| VEHICLE SUPPLIES                                |  | 12,232.96    |
| 730270  |  | 27,543.44    |
| LAW ENFORCEMENT SPECIFIC SUPPLIES               |  | 27,543.44    |



|   |  |              |
|---|--|--------------|
| 730280  |  | 12,345.79    |
| CANINE EXPENSES                                 |  | 12,345.79    |
| 730310  |  | 34,175.12    |
| UNIFORMS  |  | 34,175.12    |
| 730320  |  | 11,898.13    |
| IT HARDWARE                                     |  | 11,898.13    |
| 730330  |  | 17,103.01    |
| IT SOFTWARE                                     |  | 17,103.01    |
| 740140  |  | 92,959.59    |
| VEHICLE MAINTENANCE                             |  | 92,959.59    |
| 740210  |  | 300.00       |
| PSYCHOLOGICAL/PSYCHIATRIC SERVICE               |  | 300.00       |
| 740420  |  | 60.52        |
| COURIER SERVICE                                 |  | 60.52        |
| 740504  |  | 660.30       |
| ONLINE SERVICES                                 |  | 660.30       |
| 740510  |  | 18,870.31    |
| PROFESSIONAL DEVELOPMENT                        |  | 18,870.31    |
| 740512  |  | 5,095.03     |
| PROFESSIONAL SERVICES                           |  | 5,095.03     |
| 740530  |  | 44,339.75    |
| MOBILE PHONE AND DATA                           |  | 44,339.75    |
| 740540  |  | 8,538.57     |
| TRAVEL EXPENSE                                  |  | 8,538.57     |
| 740580  |  | 1,511.10     |
| PRINTING  |  | 1,511.10     |
| 740640  |  | 91.58        |
| CONTRACT SERVICES                               |  | 91.58        |
| 740660  |  | 4,741.43     |
| EQUIPMENT RENTAL                                |  | 4,741.43     |
| 740680  |  | 934.85       |
| MEMBERSHIP/ASSOCIATION DUES                     |  | 934.85       |
| 740970  |  | 41.14        |
| FREIGHT AND HANDLING                            |  | 41.14        |
| 750400  |  | 231,798.29   |
| CAPITAL OUTLAY-FURNITURE FIXTURES AND EQUIPMENT |  | 231,798.29   |
| 750600  |  | 262,846.00   |
| CAPITAL OUTLAY-VEHICLES                         |  | 262,846.00   |
| 790100  |  | (5.68)       |
| REIMBURSEMENTS CLEARING                         |  | (5.68)       |
| 7400  |  | 4,524,100.71 |
| CONSTABLE PRECINCT 4                            |  | 4,524,100.71 |
| 710100  |  | 133,684.92   |
| SALARY/OFFICIAL-DEPARTMENT HEAD                 |  | 133,684.92   |
| 710110  |  | 2,658,821.58 |
| SALARY/REGULAR                                  |  | 2,658,821.58 |
| 710130  |  | 58,506.24    |
| SALARY/OVERTIME                                 |  | 58,506.24    |
| 710140  |  | 3,330.21     |
| SALARY/CELL PHONE ALLOWANCE                     |  | 3,330.21     |
| 710150  |  | 17,400.00    |
| SALARY/SPECIAL PAY                              |  | 17,400.00    |
| 720100  |  | 212,883.13   |
| SOCIAL SECURITY                                 |  | 212,883.13   |

|   |  |              |
|---|--|--------------|
| 720110  |  | 483,155.67   |
| EMPLOYEE INSURANCE                              |  | 483,155.67   |
| 720120  |  | 352,362.99   |
| RETIREMENT                                      |  | 352,362.99   |
| 720140  |  | 7,937.20     |
| STATE UNEMPLOYMENT TAX                          |  | 7,937.20     |
| 730100  |  | 67,305.53    |
| OFFICE SUPPLIES                                 |  | 67,305.53    |
| 730140  |  | 831.48       |
| JANITOR SUPPLIES                                |  | 831.48       |
| 730230  |  | 2,948.08     |
| MARINE/AIR EXPENSE                              |  | 2,948.08     |
| 730240  |  | 94,076.25    |
| FUEL  |  | 94,076.25    |
| 730270  |  | 13,185.92    |
| LAW ENFORCEMENT SPECIFIC SUPPLIES               |  | 13,185.92    |
| 730280  |  | 2,935.66     |
| CANINE EXPENSES                                 |  | 2,935.66     |
| 730310  |  | 21,789.54    |
| UNIFORMS  |  | 21,789.54    |
| 730390  |  | 85.79        |
| MEDICAL SUPPLIES                                |  | 85.79        |
| 740140  |  | 39,907.99    |
| VEHICLE MAINTENANCE                             |  | 39,907.99    |
| 740510  |  | 3,170.00     |
| PROFESSIONAL DEVELOPMENT                        |  | 3,170.00     |
| 740512  |  | 1,753.40     |
| PROFESSIONAL SERVICES                           |  | 1,753.40     |
| 740530  |  | 27,124.11    |
| MOBILE PHONE AND DATA                           |  | 27,124.11    |
| 740540  |  | 7,336.95     |
| TRAVEL EXPENSE                                  |  | 7,336.95     |
| 740580  |  | 766.81       |
| PRINTING  |  | 766.81       |
| 740620  |  | 1,465.11     |
| ELECTRICITY                                     |  | 1,465.11     |
| 740660  |  | 18,926.39    |
| EQUIPMENT RENTAL                                |  | 18,926.39    |
| 750300  |  | 5,760.00     |
| CAPITAL OUTLAY-BUILDING                         |  | 5,760.00     |
| 750400  |  | 128,383.98   |
| CAPITAL OUTLAY-FURNITURE FIXTURES AND EQUIPMENT |  | 128,383.98   |
| 750600  |  | 158,799.00   |
| CAPITAL OUTLAY-VEHICLES                         |  | 158,799.00   |
| 790100  |  | (577.69)     |
| REIMBURSEMENTS CLEARING                         |  | (577.69)     |
| 730101  |  | 44.47        |
| FOOD SUPPLIES                                   |  | 44.47        |
| 7500  |  | 4,481,316.65 |
| CONSTABLE PRECINCT 5                            |  | 4,481,316.65 |
| 710100  |  | 133,684.92   |
| SALARY/OFFICIAL-DEPARTMENT HEAD                 |  | 133,684.92   |
| 710110  |  | 2,746,636.68 |
| SALARY/REGULAR                                  |  | 2,746,636.68 |

|   |            |
|---|------------|
| 710130  |            |
| SALARY/OVERTIME                                 | 11,592.64  |
| 710140  | 11,592.64  |
| SALARY/CELL PHONE ALLOWANCE                     | 9,231.91   |
| 710150  | 9,231.91   |
| SALARY/SPECIAL PAY                              | 14,830.00  |
| 720100  | 14,830.00  |
| SOCIAL SECURITY                                 | 216,901.33 |
| 720110  | 216,901.33 |
| EMPLOYEE INSURANCE                              | 500,833.75 |
| 720120  | 500,833.75 |
| RETIREMENT                                      | 357,789.74 |
| 720140  | 357,789.74 |
| STATE UNEMPLOYMENT TAX                          | 8,169.64   |
| 730100  | 8,169.64   |
| OFFICE SUPPLIES                                 | 31,597.00  |
| 730240  | 31,597.00  |
| FUEL  | 35,006.62  |
| 730260  | 35,006.62  |
| VEHICLE SUPPLIES                                | 128.46     |
| 730262  | 128.46     |
| RADIO SUPPLIES                                  | 958.41     |
| 730270  | 958.41     |
| LAW ENFORCEMENT SPECIFIC SUPPLIES               | 1,219.10   |
| 730280  | 1,219.10   |
| CANINE EXPENSES                                 | 1,992.88   |
| 730310  | 1,992.88   |
| UNIFORMS  | 6,894.28   |
| 730390  | 6,894.28   |
| MEDICAL SUPPLIES                                | 2,907.75   |
| 740140  | 2,907.75   |
| VEHICLE MAINTENANCE                             | 18,183.91  |
| 740510  | 18,183.91  |
| PROFESSIONAL DEVELOPMENT                        | 6,728.17   |
| 740512  | 6,728.17   |
| PROFESSIONAL SERVICES                           | 5,241.17   |
| 740530  | 5,241.17   |
| MOBILE PHONE AND DATA                           | 22,140.67  |
| 740540  | 22,140.67  |
| TRAVEL EXPENSE                                  | 4,703.94   |
| 740580  | 4,703.94   |
| PRINTING  | 1,335.74   |
| 740640  | 1,335.74   |
| CONTRACT SERVICES                               | 144.95     |
| 740660  | 144.95     |
| EQUIPMENT RENTAL                                | 4,353.35   |
| 740680  | 4,353.35   |
| MEMBERSHIP/ASSOCIATION DUES                     | 1,100.00   |
| 750400  | 1,100.00   |
| CAPITAL OUTLAY-FURNITURE FIXTURES AND EQUIPMENT | 197,129.37 |
| 750600  | 197,129.37 |
| CAPITAL OUTLAY-VEHICLES                         | 142,365.48 |
| 790100  | 142,365.48 |
| REIMBURSEMENTS CLEARING                         | (2,985.00) |
|   | (2,985.00) |

|                                     |              |
|-------------------------------------|--------------|
| 730101                              |              |
| FOOD SUPPLIES                       | 199.80       |
| 760400                              | 199.80       |
| DEPRECIATION EQUIPMENT              | 299.99       |
| 8100                                | 299.99       |
| COURT OPERATIONS                    | 398,755.43   |
| 710110                              | 398,755.43   |
| SALARY/REGULAR                      | 33,116.58    |
| 710130                              | 33,116.58    |
| SALARY/OVERTIME                     | 9,061.00     |
| 720100                              | 9,061.00     |
| SOCIAL SECURITY                     | 3,192.13     |
| 720110                              | 3,192.13     |
| EMPLOYEE INSURANCE                  | 2,265.71     |
| 720120                              | 2,265.71     |
| RETIREMENT                          | 1,111.84     |
| 720140                              | 1,111.84     |
| STATE UNEMPLOYMENT TAX              | 333.09       |
| 740170                              | 333.09       |
| PETIT JURORS                        | 116,916.00   |
| 740270                              | 116,916.00   |
| APPOINTED ATTORNEY                  | 6,500.00     |
| 740310                              | 6,500.00     |
| APPOINTED ATTORNEY-CIVIL            | 350.00       |
| 740370                              | 350.00       |
| APPOINTED ATTORNEY-JUVENILE         | 16,666.66    |
| 740512                              | 16,666.66    |
| PROFESSIONAL SERVICES               | 45.00        |
| 740524                              | 45.00        |
| PROFESSIONAL SERVICES-INTERPRETER   | 96,826.51    |
| 740540                              | 96,826.51    |
| TRAVEL EXPENSE                      | 90.33        |
| 740640                              | 90.33        |
| CONTRACT SERVICES                   | 40,122.68    |
| 740690                              | 40,122.68    |
| COURT COST                          | 65,601.11    |
| 740692                              | 65,601.11    |
| DA WITNESS EXPENSE                  | (3,205.57)   |
| 740694                              | (3,205.57)   |
| FOOD SERVICE                        | 9,767.14     |
| 790100                              | 9,767.14     |
| REIMBURSEMENTS CLEARING             | (4.78)       |
| 8101                                | (4.78)       |
| INDIGENT DEFENSE- CRIMINAL          | 5,270,050.22 |
| 740230                              | 5,270,050.22 |
| LITIGATION EXPENSES                 | 65.00        |
| 740270                              | 65.00        |
| APPOINTED ATTORNEY                  | 2,275,400.30 |
| 740280                              | 2,275,400.30 |
| APPOINTED ATTORNEY-NON CONTRACT     | -            |
| 740290                              | -            |
| OTHER LITIGATION-APPOINTED ATTORNEY | 2,151,800.51 |
| 740310                              | 2,151,800.51 |
| APPOINTED ATTORNEY-CIVIL            | 6,910.60     |
|                                     | 6,910.60     |

|        |                                       |              |
|--------|---------------------------------------|--------------|
| 740370 |                                       | 185,523.26   |
|        | APPOINTED ATTORNEY-JUVENILE           | 185,523.26   |
| 740460 |                                       | 192,456.23   |
|        | INVESTIGATOR                          | 192,456.23   |
| 740464 |                                       | -            |
|        | INVESTIGATOR-NON CONTRACT             | -            |
| 740470 |                                       | 303,581.22   |
|        | EXPERT WITNESS                        | 303,581.22   |
| 740478 |                                       | 5,710.00     |
|        | EXPERT WITNESS-PSYCHIATRIC EVALUATION | 5,710.00     |
| 740484 |                                       | 42,541.00    |
|        | COURT REPORTER TRANSCRIPT             | 42,541.00    |
| 740512 |                                       | 19,196.05    |
|        | PROFESSIONAL SERVICES                 | 19,196.05    |
| 740524 |                                       | 86,510.21    |
|        | PROFESSIONAL SERVICES-INTERPRETER     | 86,510.21    |
| 740530 |                                       | 224.87       |
|        | MOBILE PHONE AND DATA                 | 224.87       |
| 740540 |                                       | 75.40        |
|        | TRAVEL EXPENSE                        | 75.40        |
| 740694 |                                       | 55.57        |
|        | FOOD SERVICE                          | 55.57        |
| 8102   |                                       | 1,174,749.80 |
|        | INDIGENT DEFENSE- CIVIL               | 1,174,749.80 |
| 740230 |                                       | 1,603.71     |
|        | LITIGATION EXPENSES                   | 1,603.71     |
| 740270 |                                       | 30,065.37    |
|        | APPOINTED ATTORNEY                    | 30,065.37    |
| 740310 |                                       | 1,117,019.27 |
|        | APPOINTED ATTORNEY-CIVIL              | 1,117,019.27 |
| 740484 |                                       | 2,863.03     |
|        | COURT REPORTER TRANSCRIPT             | 2,863.03     |
| 740512 |                                       | 2,752.01     |
|        | PROFESSIONAL SERVICES                 | 2,752.01     |
| 740524 |                                       | 16,711.86    |
|        | PROFESSIONAL SERVICES-INTERPRETER     | 16,711.86    |
| 740540 |                                       | 3,734.55     |
|        | TRAVEL EXPENSE                        | 3,734.55     |
| 8103   |                                       | 833,112.62   |
|        | OFFICE OF COURT ADMIN                 | 833,112.62   |
| 710100 |                                       | 114,986.21   |
|        | SALARY/OFFICIAL-DEPARTMENT HEAD       | 114,986.21   |
| 710110 |                                       | 457,357.24   |
|        | SALARY/REGULAR                        | 457,357.24   |
| 710130 |                                       | 38,680.34    |
|        | SALARY/OVERTIME                       | 38,680.34    |
| 720100 |                                       | 44,351.34    |
|        | SOCIAL SECURITY                       | 44,351.34    |
| 720110 |                                       | 77,986.59    |
|        | EMPLOYEE INSURANCE                    | 77,986.59    |
| 720120 |                                       | 74,972.76    |
|        | RETIREMENT                            | 74,972.76    |
| 720140 |                                       | 1,973.35     |
|        | STATE UNEMPLOYMENT TAX                | 1,973.35     |

|                                 |  |            |
|---------------------------------|--|------------|
| 730100                          |  | 17,179.14  |
| OFFICE SUPPLIES                 |  | 17,179.14  |
| 740510                          |  | 120.00     |
| PROFESSIONAL DEVELOPMENT        |  | 120.00     |
| 740530                          |  | 3,206.78   |
| MOBILE PHONE AND DATA           |  | 3,206.78   |
| 740570                          |  | 72.60      |
| ADVERTISING                     |  | 72.60      |
| 740640                          |  | 60.60      |
| CONTRACT SERVICES               |  | 60.60      |
| 740660                          |  | 2,027.77   |
| EQUIPMENT RENTAL                |  | 2,027.77   |
| 740680                          |  | 135.00     |
| MEMBERSHIP/ASSOCIATION DUES     |  | 135.00     |
| 740260                          |  | 2.90       |
| INTEREST ON CREDIT CARDS        |  | 2.90       |
| 8210                            |  | 512,029.73 |
| COUNTY COURT AT LAW 1           |  | 512,029.73 |
| 710100                          |  | 180,648.06 |
| SALARY/OFFICIAL-DEPARTMENT HEAD |  | 180,648.06 |
| 710110                          |  | 203,311.08 |
| SALARY/REGULAR                  |  | 203,311.08 |
| 720100                          |  | 26,137.50  |
| SOCIAL SECURITY                 |  | 26,137.50  |
| 720110                          |  | 46,820.77  |
| EMPLOYEE INSURANCE              |  | 46,820.77  |
| 720120                          |  | 47,111.47  |
| RETIREMENT                      |  | 47,111.47  |
| 720140                          |  | 560.15     |
| STATE UNEMPLOYMENT TAX          |  | 560.15     |
| 730100                          |  | 3,284.38   |
| OFFICE SUPPLIES                 |  | 3,284.38   |
| 740510                          |  | -          |
| PROFESSIONAL DEVELOPMENT        |  | -          |
| 740530                          |  | 37.99      |
| MOBILE PHONE AND DATA           |  | 37.99      |
| 740540                          |  | 907.29     |
| TRAVEL EXPENSE                  |  | 907.29     |
| 740640                          |  | 353.96     |
| CONTRACT SERVICES               |  | 353.96     |
| 740660                          |  | 2,778.01   |
| EQUIPMENT RENTAL                |  | 2,778.01   |
| 740694                          |  | 79.07      |
| FOOD SERVICE                    |  | 79.07      |
| 8220                            |  | 893,452.92 |
| COUNTY COURT AT LAW 2           |  | 893,452.92 |
| 710100                          |  | 180,648.06 |
| SALARY/OFFICIAL-DEPARTMENT HEAD |  | 180,648.06 |
| 710110                          |  | 482,631.62 |
| SALARY/REGULAR                  |  | 482,631.62 |
| 720100                          |  | 46,685.81  |
| SOCIAL SECURITY                 |  | 46,685.81  |
| 720110                          |  | 93,471.55  |
| EMPLOYEE INSURANCE              |  | 93,471.55  |

|                                 |  |            |
|---------------------------------|--|------------|
| 720120                          |  | 81,383.92  |
| RETIREMENT                      |  | 81,383.92  |
| 720140                          |  | 1,283.14   |
| STATE UNEMPLOYMENT TAX          |  | 1,283.14   |
| 730100                          |  | 4,505.29   |
| OFFICE SUPPLIES                 |  | 4,505.29   |
| 740510                          |  | 140.00     |
| PROFESSIONAL DEVELOPMENT        |  | 140.00     |
| 740530                          |  | 22.20      |
| MOBILE PHONE AND DATA           |  | 22.20      |
| 740540                          |  | 653.56     |
| TRAVEL EXPENSE                  |  | 653.56     |
| 740660                          |  | 2,027.77   |
| EQUIPMENT RENTAL                |  | 2,027.77   |
| 8230                            |  | 810,049.13 |
| COUNTY COURT AT LAW 3           |  | 810,049.13 |
| 710100                          |  | 180,648.06 |
| SALARY/OFFICIAL-DEPARTMENT HEAD |  | 180,648.06 |
| 710110                          |  | 431,343.16 |
| SALARY/REGULAR                  |  | 431,343.16 |
| 720100                          |  | 42,238.84  |
| SOCIAL SECURITY                 |  | 42,238.84  |
| 720110                          |  | 70,395.71  |
| EMPLOYEE INSURANCE              |  | 70,395.71  |
| 720120                          |  | 75,091.17  |
| RETIREMENT                      |  | 75,091.17  |
| 720140                          |  | 991.90     |
| STATE UNEMPLOYMENT TAX          |  | 991.90     |
| 730100                          |  | 6,268.18   |
| OFFICE SUPPLIES                 |  | 6,268.18   |
| 730320                          |  | (3,252.58) |
| IT HARDWARE                     |  | (3,252.58) |
| 740510                          |  | 1,000.00   |
| PROFESSIONAL DEVELOPMENT        |  | 1,000.00   |
| 740530                          |  | 189.95     |
| MOBILE PHONE AND DATA           |  | 189.95     |
| 740540                          |  | 1,261.33   |
| TRAVEL EXPENSE                  |  | 1,261.33   |
| 740640                          |  | 15.00      |
| CONTRACT SERVICES               |  | 15.00      |
| 740660                          |  | 3,858.41   |
| EQUIPMENT RENTAL                |  | 3,858.41   |
| 8240                            |  | 518,195.90 |
| COUNTY COURT AT LAW 4           |  | 518,195.90 |
| 710100                          |  | 180,648.06 |
| SALARY/OFFICIAL-DEPARTMENT HEAD |  | 180,648.06 |
| 710110                          |  | 208,666.85 |
| SALARY/REGULAR                  |  | 208,666.85 |
| 720100                          |  | 26,695.30  |
| SOCIAL SECURITY                 |  | 26,695.30  |
| 720110                          |  | 46,813.03  |
| EMPLOYEE INSURANCE              |  | 46,813.03  |
| 720120                          |  | 47,768.73  |
| RETIREMENT                      |  | 47,768.73  |

|                                 |  |            |
|---------------------------------|--|------------|
| 720140                          |  | 563.50     |
| STATE UNEMPLOYMENT TAX          |  | 563.50     |
| 730100                          |  | 1,896.06   |
| OFFICE SUPPLIES                 |  | 1,896.06   |
| 740510                          |  | 65.00      |
| PROFESSIONAL DEVELOPMENT        |  | 65.00      |
| 740540                          |  | 899.17     |
| TRAVEL EXPENSE                  |  | 899.17     |
| 740640                          |  | 432.66     |
| CONTRACT SERVICES               |  | 432.66     |
| 740660                          |  | 3,811.64   |
| EQUIPMENT RENTAL                |  | 3,811.64   |
| 790100                          |  | (65.99)    |
| REIMBURSEMENTS CLEARING         |  | (65.99)    |
| 740260                          |  | 1.89       |
| INTEREST ON CREDIT CARDS        |  | 1.89       |
| 8250                            |  | 497,868.24 |
| COUNTY COURT AT LAW 5           |  | 497,868.24 |
| 710100                          |  | 180,648.06 |
| SALARY/OFFICIAL-DEPARTMENT HEAD |  | 180,648.06 |
| 710110                          |  | 193,775.02 |
| SALARY/REGULAR                  |  | 193,775.02 |
| 720100                          |  | 25,555.88  |
| SOCIAL SECURITY                 |  | 25,555.88  |
| 720110                          |  | 46,823.32  |
| EMPLOYEE INSURANCE              |  | 46,823.32  |
| 720120                          |  | 45,941.50  |
| RETIREMENT                      |  | 45,941.50  |
| 720140                          |  | 554.10     |
| STATE UNEMPLOYMENT TAX          |  | 554.10     |
| 730100                          |  | 2,703.54   |
| OFFICE SUPPLIES                 |  | 2,703.54   |
| 740510                          |  | 410.00     |
| PROFESSIONAL DEVELOPMENT        |  | 410.00     |
| 740640                          |  | 313.14     |
| CONTRACT SERVICES               |  | 313.14     |
| 740660                          |  | 1,152.18   |
| EQUIPMENT RENTAL                |  | 1,152.18   |
| 790100                          |  | (8.50)     |
| REIMBURSEMENTS CLEARING         |  | (8.50)     |
| 8310                            |  | 335,270.22 |
| 9TH DISTRICT COURT              |  | 335,270.22 |
| 710100                          |  | 12,999.96  |
| SALARY/OFFICIAL-DEPARTMENT HEAD |  | 12,999.96  |
| 710110                          |  | 217,933.62 |
| SALARY/REGULAR                  |  | 217,933.62 |
| 710140                          |  | 937.77     |
| SALARY/CELL PHONE ALLOWANCE     |  | 937.77     |
| 720100                          |  | 17,277.31  |
| SOCIAL SECURITY                 |  | 17,277.31  |
| 720110                          |  | 44,020.73  |
| EMPLOYEE INSURANCE              |  | 44,020.73  |
| 720120                          |  | 28,370.71  |
| RETIREMENT                      |  | 28,370.71  |



|                                 |            |
|---------------------------------|------------|
| 720140                          | 569.91     |
| STATE UNEMPLOYMENT TAX          | 569.91     |
| 730100                          | 1,336.20   |
| OFFICE SUPPLIES                 | 1,336.20   |
| 740540                          | 2,011.09   |
| TRAVEL EXPENSE                  | 2,011.09   |
| 740640                          | 5,250.00   |
| CONTRACT SERVICES               | 5,250.00   |
| 740660                          | 4,562.92   |
| EQUIPMENT RENTAL                | 4,562.92   |
| 8320                            | 340,910.52 |
| 221ST DISTRICT COURT            | 340,910.52 |
| 710100                          | 12,999.96  |
| SALARY/OFFICIAL-DEPARTMENT HEAD | 12,999.96  |
| 710110                          | 226,749.88 |
| SALARY/REGULAR                  | 226,749.88 |
| 720100                          | 18,022.95  |
| SOCIAL SECURITY                 | 18,022.95  |
| 720110                          | 44,018.18  |
| EMPLOYEE INSURANCE              | 44,018.18  |
| 720120                          | 29,337.59  |
| RETIREMENT                      | 29,337.59  |
| 720140                          | 574.88     |
| STATE UNEMPLOYMENT TAX          | 574.88     |
| 730100                          | 3,574.99   |
| OFFICE SUPPLIES                 | 3,574.99   |
| 740530                          | 75.98      |
| MOBILE PHONE AND DATA           | 75.98      |
| 740540                          | -          |
| TRAVEL EXPENSE                  | -          |
| 740640                          | 379.72     |
| CONTRACT SERVICES               | 379.72     |
| 740660                          | 5,024.44   |
| EQUIPMENT RENTAL                | 5,024.44   |
| 740680                          | 150.00     |
| MEMBERSHIP/ASSOCIATION DUES     | 150.00     |
| 740260                          | 1.95       |
| INTEREST ON CREDIT CARDS        | 1.95       |
| 8330                            | 689,629.66 |
| 284TH DISTRICT COURT            | 689,629.66 |
| 710100                          | 11,916.63  |
| SALARY/OFFICIAL-DEPARTMENT HEAD | 11,916.63  |
| 710110                          | 493,773.37 |
| SALARY/REGULAR                  | 493,773.37 |
| 710130                          | 309.06     |
| SALARY/OVERTIME                 | 309.06     |
| 720100                          | 37,921.81  |
| SOCIAL SECURITY                 | 37,921.81  |
| 720110                          | 72,639.37  |
| EMPLOYEE INSURANCE              | 72,639.37  |
| 720120                          | 62,006.03  |
| RETIREMENT                      | 62,006.03  |
| 720140                          | 1,095.17   |
| STATE UNEMPLOYMENT TAX          | 1,095.17   |

|                                 |            |
|---------------------------------|------------|
| 730100                          |            |
| OFFICE SUPPLIES                 | 5,952.59   |
| 740510                          | 5,952.59   |
| PROFESSIONAL DEVELOPMENT        | 515.39     |
| 740660                          | 515.39     |
| EQUIPMENT RENTAL                | 3,503.43   |
| 790100                          | 3,503.43   |
| REIMBURSEMENTS CLEARING         | (3.19)     |
| 8340                            | (3.19)     |
|                                 | 388,040.14 |
| 359TH DISTRICT COURT            | 388,040.14 |
| 710100                          | 12,999.96  |
| SALARY/OFFICIAL-DEPARTMENT HEAD | 12,999.96  |
| 710110                          | 263,477.59 |
| SALARY/REGULAR                  | 263,477.59 |
| 720100                          | 20,673.67  |
| SOCIAL SECURITY                 | 20,673.67  |
| 720110                          | 44,020.66  |
| EMPLOYEE INSURANCE              | 44,020.66  |
| 720120                          | 33,844.11  |
| RETIREMENT                      | 33,844.11  |
| 720140                          | 736.71     |
| STATE UNEMPLOYMENT TAX          | 736.71     |
| 730100                          | 6,238.01   |
| OFFICE SUPPLIES                 | 6,238.01   |
| 740510                          | 130.00     |
| PROFESSIONAL DEVELOPMENT        | 130.00     |
| 740530                          | 543.75     |
| MOBILE PHONE AND DATA           | 543.75     |
| 740540                          | 336.00     |
| TRAVEL EXPENSE                  | 336.00     |
| 740580                          | 16.50      |
| PRINTING                        | 16.50      |
| 740640                          | 80.86      |
| CONTRACT SERVICES               | 80.86      |
| 740660                          | 4,893.48   |
| EQUIPMENT RENTAL                | 4,893.48   |
| 740260                          | 48.84      |
| INTEREST ON CREDIT CARDS        | 48.84      |
| 8350                            | 495,781.06 |
| 410th DISTRICT COURT            | 495,781.06 |
| 710100                          | 12,999.96  |
| SALARY/OFFICIAL-DEPARTMENT HEAD | 12,999.96  |
| 710110                          | 346,334.94 |
| SALARY/REGULAR                  | 346,334.94 |
| 720100                          | 26,896.38  |
| SOCIAL SECURITY                 | 26,896.38  |
| 720110                          | 55,810.03  |
| EMPLOYEE INSURANCE              | 55,810.03  |
| 720120                          | 44,010.68  |
| RETIREMENT                      | 44,010.68  |
| 720140                          | 862.32     |
| STATE UNEMPLOYMENT TAX          | 862.32     |
| 730100                          | 3,109.36   |
| OFFICE SUPPLIES                 | 3,109.36   |

|                                 |  |            |
|---------------------------------|--|------------|
| 730160                          |  | 391.17     |
| CLOTHING                        |  | 391.17     |
| 730380                          |  | 172.39     |
| AUDIO/VISUAL SUPPLIES           |  | 172.39     |
| 740484                          |  | 877.58     |
| COURT REPORTER TRANSCRIPT       |  | 877.58     |
| 740510                          |  | 480.00     |
| PROFESSIONAL DEVELOPMENT        |  | 480.00     |
| 740540                          |  | 760.55     |
| TRAVEL EXPENSE                  |  | 760.55     |
| 740580                          |  | 260.00     |
| PRINTING                        |  | 260.00     |
| 740660                          |  | 2,716.94   |
| EQUIPMENT RENTAL                |  | 2,716.94   |
| 740680                          |  | 75.00      |
| MEMBERSHIP/ASSOCIATION DUES     |  | 75.00      |
| 790100                          |  | (33.85)    |
| REIMBURSEMENTS CLEARING         |  | (33.85)    |
| 730101                          |  | 57.61      |
| FOOD SUPPLIES                   |  | 57.61      |
| 8360                            |  | 626,152.01 |
| 418TH DISTRICT COURT            |  | 626,152.01 |
| 710100                          |  | 12,999.96  |
| SALARY/OFFICIAL-DEPARTMENT HEAD |  | 12,999.96  |
| 710110                          |  | 445,106.99 |
| SALARY/REGULAR                  |  | 445,106.99 |
| 720100                          |  | 34,320.26  |
| SOCIAL SECURITY                 |  | 34,320.26  |
| 720110                          |  | 64,846.96  |
| EMPLOYEE INSURANCE              |  | 64,846.96  |
| 720120                          |  | 56,130.00  |
| RETIREMENT                      |  | 56,130.00  |
| 720140                          |  | 1,000.58   |
| STATE UNEMPLOYMENT TAX          |  | 1,000.58   |
| 730100                          |  | 6,194.42   |
| OFFICE SUPPLIES                 |  | 6,194.42   |
| 740510                          |  | 799.94     |
| PROFESSIONAL DEVELOPMENT        |  | 799.94     |
| 740540                          |  | 600.52     |
| TRAVEL EXPENSE                  |  | 600.52     |
| 740660                          |  | 4,002.38   |
| EQUIPMENT RENTAL                |  | 4,002.38   |
| 740680                          |  | 150.00     |
| MEMBERSHIP/ASSOCIATION DUES     |  | 150.00     |
| 8370                            |  | 325,286.92 |
| 435TH DISTRICT COURT            |  | 325,286.92 |
| 710100                          |  | 12,999.96  |
| SALARY/OFFICIAL-DEPARTMENT HEAD |  | 12,999.96  |
| 710110                          |  | 210,920.22 |
| SALARY/REGULAR                  |  | 210,920.22 |
| 710130                          |  | 193.27     |
| SALARY/OVERTIME                 |  | 193.27     |
| 720100                          |  | 16,670.09  |
| SOCIAL SECURITY                 |  | 16,670.09  |

|                                  |  |            |
|----------------------------------|--|------------|
| 720110                           |  | 38,002.76  |
| EMPLOYEE INSURANCE               |  | 38,002.76  |
| 720120                           |  | 27,418.81  |
| RETIREMENT                       |  | 27,418.81  |
| 720140                           |  | 586.17     |
| STATE UNEMPLOYMENT TAX           |  | 586.17     |
| 730100                           |  | 4,885.08   |
| OFFICE SUPPLIES                  |  | 4,885.08   |
| 740510                           |  | 330.00     |
| PROFESSIONAL DEVELOPMENT         |  | 330.00     |
| 740530                           |  | 151.96     |
| MOBILE PHONE AND DATA            |  | 151.96     |
| 740640                           |  | 8,250.00   |
| CONTRACT SERVICES                |  | 8,250.00   |
| 740660                           |  | 5,208.60   |
| EQUIPMENT RENTAL                 |  | 5,208.60   |
| 790100                           |  | (330.00)   |
| REIMBURSEMENTS CLEARING          |  | (330.00)   |
| 8401                             |  | 498,965.12 |
| DRUG COURT                       |  | 498,965.12 |
| 710100                           |  | 74,023.07  |
| SALARY/OFFICIAL-DEPARTMENT HEAD  |  | 74,023.07  |
| 710110                           |  | 98,583.58  |
| SALARY/REGULAR                   |  | 98,583.58  |
| 720100                           |  | 12,787.84  |
| SOCIAL SECURITY                  |  | 12,787.84  |
| 720110                           |  | 35,362.41  |
| EMPLOYEE INSURANCE               |  | 35,362.41  |
| 720120                           |  | 21,178.85  |
| RETIREMENT                       |  | 21,178.85  |
| 720140                           |  | 540.76     |
| STATE UNEMPLOYMENT TAX           |  | 540.76     |
| 730100                           |  | 2,951.75   |
| OFFICE SUPPLIES                  |  | 2,951.75   |
| 730120                           |  | 1,875.00   |
| BOOK SUPPLEMENTS                 |  | 1,875.00   |
| 740420                           |  | 100.00     |
| COURIER SERVICE                  |  | 100.00     |
| 740512                           |  | 231,755.39 |
| PROFESSIONAL SERVICES            |  | 231,755.39 |
| 740516                           |  | 17,832.80  |
| PROFESSIONAL SERVICES-URINALYSIS |  | 17,832.80  |
| 740660                           |  | 1,733.67   |
| EQUIPMENT RENTAL                 |  | 1,733.67   |
| 740680                           |  | 240.00     |
| MEMBERSHIP/ASSOCIATION DUES      |  | 240.00     |
| 8402                             |  | 269,139.89 |
| DRUG COURT-DWI COURT             |  | 269,139.89 |
| 710110                           |  | 49,322.21  |
| SALARY/REGULAR                   |  | 49,322.21  |
| 720100                           |  | 3,758.23   |
| SOCIAL SECURITY                  |  | 3,758.23   |
| 720110                           |  | 11,787.47  |
| EMPLOYEE INSURANCE               |  | 11,787.47  |

|                                  |  |            |
|----------------------------------|--|------------|
| 720120                           |  | 6,051.77   |
| RETIREMENT                       |  | 6,051.77   |
| 720140                           |  | 175.08     |
| STATE UNEMPLOYMENT TAX           |  | 175.08     |
| 730100                           |  | 1,605.84   |
| OFFICE SUPPLIES                  |  | 1,605.84   |
| 730120                           |  | 950.00     |
| BOOK SUPPLEMENTS                 |  | 950.00     |
| 740420                           |  | 49.51      |
| COURIER SERVICE                  |  | 49.51      |
| 740512                           |  | 180,706.58 |
| PROFESSIONAL SERVICES            |  | 180,706.58 |
| 740516                           |  | 14,733.20  |
| PROFESSIONAL SERVICES-URINALYSIS |  | 14,733.20  |
| 8403                             |  | 331,827.66 |
| MENTAL HEALTH COURT SERVICE      |  | 331,827.66 |
| 710110                           |  | 220,712.51 |
| SALARY/REGULAR                   |  | 220,712.51 |
| 720100                           |  | 16,065.78  |
| SOCIAL SECURITY                  |  | 16,065.78  |
| 720110                           |  | 56,404.23  |
| EMPLOYEE INSURANCE               |  | 56,404.23  |
| 720120                           |  | 27,081.35  |
| RETIREMENT                       |  | 27,081.35  |
| 720140                           |  | 879.84     |
| STATE UNEMPLOYMENT TAX           |  | 879.84     |
| 730100                           |  | 3,492.25   |
| OFFICE SUPPLIES                  |  | 3,492.25   |
| 730320                           |  | 64.95      |
| IT HARDWARE                      |  | 64.95      |
| 730330                           |  | 239.70     |
| IT SOFTWARE                      |  | 239.70     |
| 740510                           |  | 50.00      |
| PROFESSIONAL DEVELOPMENT         |  | 50.00      |
| 740540                           |  | 2,853.36   |
| TRAVEL EXPENSE                   |  | 2,853.36   |
| 740660                           |  | 3,983.69   |
| EQUIPMENT RENTAL                 |  | 3,983.69   |
| 8510                             |  | 927,871.69 |
| JUSTICE OF PEACE PRECINCT 1      |  | 927,871.69 |
| 710100                           |  | 130,169.53 |
| SALARY/OFFICIAL-DEPARTMENT HEAD  |  | 130,169.53 |
| 710110                           |  | 482,485.33 |
| SALARY/REGULAR                   |  | 482,485.33 |
| 720100                           |  | 45,571.64  |
| SOCIAL SECURITY                  |  | 45,571.64  |
| 720110                           |  | 94,299.76  |
| EMPLOYEE INSURANCE               |  | 94,299.76  |
| 720120                           |  | 75,172.84  |
| RETIREMENT                       |  | 75,172.84  |
| 720140                           |  | 2,033.39   |
| STATE UNEMPLOYMENT TAX           |  | 2,033.39   |
| 730100                           |  | 5,785.93   |
| OFFICE SUPPLIES                  |  | 5,785.93   |

|                                 |            |
|---------------------------------|------------|
| 740140                          | 158.38     |
| VEHICLE MAINTENANCE             | 158.38     |
| 740510                          | 1,585.00   |
| PROFESSIONAL DEVELOPMENT        | 1,585.00   |
| 740512                          | 6,929.96   |
| PROFESSIONAL SERVICES           | 6,929.96   |
| 740540                          | 1,660.17   |
| TRAVEL EXPENSE                  | 1,660.17   |
| 740560                          | 1,130.00   |
| TRANSPORTATION                  | 1,130.00   |
| 740580                          | 1,008.10   |
| PRINTING                        | 1,008.10   |
| 740620                          | 12,578.01  |
| ELECTRICITY                     | 12,578.01  |
| 740640                          | 192.40     |
| CONTRACT SERVICES               | 192.40     |
| 740644                          | 61,726.22  |
| COLLECTION SERVICES             | 61,726.22  |
| 740660                          | 6,055.03   |
| EQUIPMENT RENTAL                | 6,055.03   |
| 740680                          | 205.00     |
| MEMBERSHIP/ASSOCIATION DUES     | 205.00     |
| 790100                          | (875.00)   |
| REIMBURSEMENTS CLEARING         | (875.00)   |
| 8520                            | 641,397.37 |
| JUSTICE OF PEACE PRECINCT 2     | 641,397.37 |
| 710100                          | 130,169.53 |
| SALARY/OFFICIAL-DEPARTMENT HEAD | 130,169.53 |
| 710110                          | 235,515.83 |
| SALARY/REGULAR                  | 235,515.83 |
| 710130                          | 54.47      |
| SALARY/OVERTIME                 | 54.47      |
| 720100                          | 27,220.75  |
| SOCIAL SECURITY                 | 27,220.75  |
| 720110                          | 70,724.82  |
| EMPLOYEE INSURANCE              | 70,724.82  |
| 720120                          | 44,876.70  |
| RETIREMENT                      | 44,876.70  |
| 720140                          | 992.19     |
| STATE UNEMPLOYMENT TAX          | 992.19     |
| 730100                          | 3,928.37   |
| OFFICE SUPPLIES                 | 3,928.37   |
| 740510                          | 150.00     |
| PROFESSIONAL DEVELOPMENT        | 150.00     |
| 740512                          | 7,848.00   |
| PROFESSIONAL SERVICES           | 7,848.00   |
| 740530                          | 694.01     |
| MOBILE PHONE AND DATA           | 694.01     |
| 740540                          | 450.68     |
| TRAVEL EXPENSE                  | 450.68     |
| 740560                          | 775.00     |
| TRANSPORTATION                  | 775.00     |
| 740620                          | 8,116.34   |
| ELECTRICITY                     | 8,116.34   |

|   |  |              |
|---|--|--------------|
| 740640  |  | 37.48        |
| CONTRACT SERVICES                               |  | 37.48        |
| 740644  |  | 106,949.21   |
| COLLECTION SERVICES                             |  | 106,949.21   |
| 740660  |  | 3,103.54     |
| EQUIPMENT RENTAL                                |  | 3,103.54     |
| 740680  |  | 240.00       |
| MEMBERSHIP/ASSOCIATION DUES                     |  | 240.00       |
| 790100  |  | (449.55)     |
| REIMBURSEMENTS CLEARING                         |  | (449.55)     |
| 8530  |  | 1,262,661.03 |
| JUSTICE OF PEACE PRECINCT 3                     |  | 1,262,661.03 |
| 710100  |  | 130,169.53   |
| SALARY/OFFICIAL-DEPARTMENT HEAD                 |  | 130,169.53   |
| 710110  |  | 714,899.50   |
| SALARY/REGULAR                                  |  | 714,899.50   |
| 710130  |  | 10,382.78    |
| SALARY/OVERTIME                                 |  | 10,382.78    |
| 710140  |  | 470.36       |
| SALARY/CELL PHONE ALLOWANCE                     |  | 470.36       |
| 720100  |  | 62,923.78    |
| SOCIAL SECURITY                                 |  | 62,923.78    |
| 720110  |  | 202,668.82   |
| EMPLOYEE INSURANCE                              |  | 202,668.82   |
| 720120  |  | 105,059.96   |
| RETIREMENT                                      |  | 105,059.96   |
| 720140  |  | 3,016.82     |
| STATE UNEMPLOYMENT TAX                          |  | 3,016.82     |
| 730100  |  | 14,411.27    |
| OFFICE SUPPLIES                                 |  | 14,411.27    |
| 730110  |  | 330.00       |
| POSTAGE   |  | 330.00       |
| 730220  |  | 278.07       |
| REPLACEMENTS                                    |  | 278.07       |
| 740140  |  | 273.18       |
| VEHICLE MAINTENANCE                             |  | 273.18       |
| 740510  |  | 2,735.00     |
| PROFESSIONAL DEVELOPMENT                        |  | 2,735.00     |
| 740512  |  | 1,252.79     |
| PROFESSIONAL SERVICES                           |  | 1,252.79     |
| 740540  |  | 2,267.83     |
| TRAVEL EXPENSE                                  |  | 2,267.83     |
| 740560  |  | 1,390.00     |
| TRANSPORTATION                                  |  | 1,390.00     |
| 740580  |  | 1,230.00     |
| PRINTING  |  | 1,230.00     |
| 740640  |  | 37.23        |
| CONTRACT SERVICES                               |  | 37.23        |
| 740660  |  | 5,756.44     |
| EQUIPMENT RENTAL                                |  | 5,756.44     |
| 740680  |  | 60.00        |
| MEMBERSHIP/ASSOCIATION DUES                     |  | 60.00        |
| 750400  |  | 4,027.67     |
| CAPITAL OUTLAY-FURNITURE FIXTURES AND EQUIPMENT |  | 4,027.67     |

|                                 |            |
|---------------------------------|------------|
| 790100                          | (980.00)   |
| REIMBURSEMENTS CLEARING         | (980.00)   |
| 8540                            | 969,706.95 |
| JUSTICE OF PEACE PRECINCT 4     | 969,706.95 |
| 710100                          | 130,169.53 |
| SALARY/OFFICIAL-DEPARTMENT HEAD | 130,169.53 |
| 710110                          | 478,847.45 |
| SALARY/REGULAR                  | 478,847.45 |
| 710130                          | 5,606.27   |
| SALARY/OVERTIME                 | 5,606.27   |
| 720100                          | 45,927.11  |
| SOCIAL SECURITY                 | 45,927.11  |
| 720110                          | 136,298.18 |
| EMPLOYEE INSURANCE              | 136,298.18 |
| 720120                          | 75,414.28  |
| RETIREMENT                      | 75,414.28  |
| 720140                          | 2,116.80   |
| STATE UNEMPLOYMENT TAX          | 2,116.80   |
| 730100                          | 5,120.05   |
| OFFICE SUPPLIES                 | 5,120.05   |
| 740512                          | 5,904.00   |
| PROFESSIONAL SERVICES           | 5,904.00   |
| 740530                          | 127.31     |
| MOBILE PHONE AND DATA           | 127.31     |
| 740540                          | 2,207.62   |
| TRAVEL EXPENSE                  | 2,207.62   |
| 740560                          | 1,240.00   |
| TRANSPORTATION                  | 1,240.00   |
| 740580                          | 2,292.04   |
| PRINTING                        | 2,292.04   |
| 740620                          | 5,255.49   |
| ELECTRICITY                     | 5,255.49   |
| 740640                          | 561.05     |
| CONTRACT SERVICES               | 561.05     |
| 740644                          | 68,646.74  |
| COLLECTION SERVICES             | 68,646.74  |
| 740660                          | 3,973.03   |
| EQUIPMENT RENTAL                | 3,973.03   |
| 8550                            | 599,125.55 |
| JUSTICE OF PEACE PRECINCT 5     | 599,125.55 |
| 710100                          | 130,169.53 |
| SALARY/OFFICIAL-DEPARTMENT HEAD | 130,169.53 |
| 710110                          | 244,835.27 |
| SALARY/REGULAR                  | 244,835.27 |
| 720100                          | 28,260.79  |
| SOCIAL SECURITY                 | 28,260.79  |
| 720110                          | 68,398.62  |
| EMPLOYEE INSURANCE              | 68,398.62  |
| 720120                          | 46,013.02  |
| RETIREMENT                      | 46,013.02  |
| 720140                          | 880.16     |
| STATE UNEMPLOYMENT TAX          | 880.16     |
| 730100                          | 8,514.38   |
| OFFICE SUPPLIES                 | 8,514.38   |



|                          |  |              |
|--------------------------|--|--------------|
| 730110                   |  | 660.00       |
| POSTAGE                  |  | 660.00       |
| 740510                   |  | 765.00       |
| PROFESSIONAL DEVELOPMENT |  | 765.00       |
| 740512                   |  | 3,048.00     |
| PROFESSIONAL SERVICES    |  | 3,048.00     |
| 740530                   |  | 1,678.77     |
| MOBILE PHONE AND DATA    |  | 1,678.77     |
| 740540                   |  | 865.66       |
| TRAVEL EXPENSE           |  | 865.66       |
| 740644                   |  | 62,420.52    |
| COLLECTION SERVICES      |  | 62,420.52    |
| 740660                   |  | 2,765.83     |
| EQUIPMENT RENTAL         |  | 2,765.83     |
| 790100                   |  | (150.00)     |
| REIMBURSEMENTS CLEARING  |  | (150.00)     |
| 6502                     |  | 1,067,602.06 |
| SHERIFF FINANCE          |  | 1,067,602.06 |
| 710110                   |  | 432,873.20   |
| SALARY/REGULAR           |  | 432,873.20   |
| 710130                   |  | 6,026.82     |
| SALARY/OVERTIME          |  | 6,026.82     |
| 720100                   |  | 32,258.16    |
| SOCIAL SECURITY          |  | 32,258.16    |
| 720110                   |  | 93,872.04    |
| EMPLOYEE INSURANCE       |  | 93,872.04    |
| 720120                   |  | 53,853.48    |
| RETIREMENT               |  | 53,853.48    |
| 720140                   |  | 1,296.33     |
| STATE UNEMPLOYMENT TAX   |  | 1,296.33     |
| 730100                   |  | 6,985.06     |
| OFFICE SUPPLIES          |  | 6,985.06     |
| 730320                   |  | 41,608.66    |
| IT HARDWARE              |  | 41,608.66    |
| 740110                   |  | 11,221.47    |
| IT SOFTWARE MAINTENANCE  |  | 11,221.47    |
| 740504                   |  | 16,748.40    |
| ONLINE SERVICES          |  | 16,748.40    |
| 740512                   |  | 3,625.00     |
| PROFESSIONAL SERVICES    |  | 3,625.00     |
| 740530                   |  | 354,202.93   |
| MOBILE PHONE AND DATA    |  | 354,202.93   |
| 740540                   |  | 4,140.50     |
| TRAVEL EXPENSE           |  | 4,140.50     |
| 740580                   |  | 1,144.00     |
| PRINTING                 |  | 1,144.00     |
| 740660                   |  | 8,000.40     |
| EQUIPMENT RENTAL         |  | 8,000.40     |
| 790100                   |  | (254.39)     |
| REIMBURSEMENTS CLEARING  |  | (254.39)     |
| 5703                     |  | -            |
| 242 OPERATIONS           |  | -            |
| 740644                   |  | -            |
| COLLECTION SERVICES      |  | -            |

|      |                                 |               |
|------|---------------------------------|---------------|
| 3212 |                                 | -             |
|      | PAYROLL PASS-THRU               | -             |
|      | 710110                          | -             |
|      | SALARY/REGULAR                  | -             |
| 3702 |                                 | 358.00        |
|      | TAC RENDITION PENALTY           | 358.00        |
|      | 730220                          | 358.00        |
|      | REPLACEMENTS                    | 358.00        |
| 8380 |                                 | 74,017.64     |
|      | 457TH DISTRICT COURT            | 74,017.64     |
|      | 710100                          | 2,166.66      |
|      | SALARY/OFFICIAL-DEPARTMENT HEAD | 2,166.66      |
|      | 710110                          | 45,849.95     |
|      | SALARY/REGULAR                  | 45,849.95     |
|      | 720100                          | 3,618.87      |
|      | SOCIAL SECURITY                 | 3,618.87      |
|      | 720110                          | 4,048.91      |
|      | EMPLOYEE INSURANCE              | 4,048.91      |
|      | 720120                          | 5,891.59      |
|      | RETIREMENT                      | 5,891.59      |
|      | 720140                          | 249.72        |
|      | STATE UNEMPLOYMENT TAX          | 249.72        |
|      | 730100                          | 12,191.94     |
|      | OFFICE SUPPLIES                 | 12,191.94     |
| 2600 |                                 | 15,899,710.87 |
|      | ROAD AND BRIDGE                 | 35,899,710.87 |
|      |                                 | 1,119,231.10  |
|      | INFORMATION TECHNOLOGY          | 1,119,231.10  |
|      | 710100                          | 124,913.84    |
|      | SALARY/OFFICIAL-DEPARTMENT HEAD | 124,913.84    |
|      | 710110                          | 660,968.11    |
|      | SALARY/REGULAR                  | 660,968.11    |
|      | 710130                          | 11,581.05     |
|      | SALARY/OVERTIME                 | 11,581.05     |
|      | 710140                          | 6,386.92      |
|      | SALARY/CELL PHONE ALLOWANCE     | 6,386.92      |
|      | 720100                          | 60,068.06     |
|      | SOCIAL SECURITY                 | 60,068.06     |
|      | 720110                          | 152,272.81    |
|      | EMPLOYEE INSURANCE              | 152,272.81    |
|      | 720120                          | 98,890.73     |
|      | RETIREMENT                      | 98,890.73     |
|      | 720140                          | 2,667.96      |
|      | STATE UNEMPLOYMENT TAX          | 2,667.96      |
|      | 730100                          | 496.91        |
|      | OFFICE SUPPLIES                 | 496.91        |
|      | 740512                          | 95.00         |
|      | PROFESSIONAL SERVICES           | 95.00         |
|      | 740620                          | 889.71        |
|      | ELECTRICITY                     | 889.71        |
|      | 740660                          | -             |
|      | EQUIPMENT RENTAL                | -             |
| 4700 |                                 | 1,664,537.08  |
|      | PARKS                           | 1,664,537.08  |

|                               |  |            |
|-------------------------------|--|------------|
| 710110                        |  | 977,361.05 |
| SALARY/REGULAR                |  | 977,361.05 |
| 710130                        |  | 26,975.26  |
| SALARY/OVERTIME               |  | 26,975.26  |
| 710140                        |  | 821.65     |
| SALARY/CELL PHONE ALLOWANCE   |  | 821.65     |
| 720100                        |  | 75,528.50  |
| SOCIAL SECURITY               |  | 75,528.50  |
| 720110                        |  | 238,755.13 |
| EMPLOYEE INSURANCE            |  | 238,755.13 |
| 720120                        |  | 120,299.60 |
| RETIREMENT                    |  | 120,299.60 |
| 720140                        |  | 4,723.91   |
| STATE UNEMPLOYMENT TAX        |  | 4,723.91   |
| 730100                        |  | 35,006.77  |
| OFFICE SUPPLIES               |  | 35,006.77  |
| 730140                        |  | 5,388.91   |
| JANITOR SUPPLIES              |  | 5,388.91   |
| 730190                        |  | 1,900.00   |
| ROAD MATERIALS                |  | 1,900.00   |
| 730250                        |  | 4,176.02   |
| SHOP SUPPLIES                 |  | 4,176.02   |
| 730260                        |  | 5,911.50   |
| VEHICLE SUPPLIES              |  | 5,911.50   |
| 730310                        |  | 3,623.00   |
| UNIFORMS                      |  | 3,623.00   |
| 730350                        |  | 5,099.92   |
| AGRICULTURE SUPPLIES          |  | 5,099.92   |
| 740140                        |  | 16,399.18  |
| VEHICLE MAINTENANCE           |  | 16,399.18  |
| 740150                        |  | 1,185.54   |
| LANDSCAPE MAINTENANCE         |  | 1,185.54   |
| 740410                        |  | 800.00     |
| TOLLS                         |  | 800.00     |
| 740504                        |  | 21.17      |
| ONLINE SERVICES               |  | 21.17      |
| 740510                        |  | 129.00     |
| PROFESSIONAL DEVELOPMENT      |  | 129.00     |
| 740512                        |  | 108,841.45 |
| PROFESSIONAL SERVICES         |  | 108,841.45 |
| 740530                        |  | 3,326.06   |
| MOBILE PHONE AND DATA         |  | 3,326.06   |
| 740540                        |  | 93.38      |
| TRAVEL EXPENSE                |  | 93.38      |
| 740620                        |  | 5,446.19   |
| ELECTRICITY                   |  | 5,446.19   |
| 740640                        |  | 7,546.45   |
| CONTRACT SERVICES             |  | 7,546.45   |
| 740654                        |  | 11,820.22  |
| COMMUNITY BUILDING/VOTING BOX |  | 11,820.22  |
| 740660                        |  | 3,100.46   |
| EQUIPMENT RENTAL              |  | 3,100.46   |
| 730101                        |  | 256.76     |
| FOOD SUPPLIES                 |  | 256.76     |

|      |                             |              |
|------|-----------------------------|--------------|
| 4800 |                             | 459,272.86   |
|      | COMMUNITY CENTERS           | 459,272.86   |
|      | 710110                      | 308,653.01   |
|      | SALARY/REGULAR              | 308,653.01   |
|      | 710130                      | 4,384.04     |
|      | SALARY/OVERTIME             | 4,384.04     |
|      | 710140                      | 470.36       |
|      | SALARY/CELL PHONE ALLOWANCE | 470.36       |
|      | 720100                      | 23,580.99    |
|      | SOCIAL SECURITY             | 23,580.99    |
|      | 720110                      | 50,750.99    |
|      | EMPLOYEE INSURANCE          | 50,750.99    |
|      | 720120                      | 38,467.23    |
|      | RETIREMENT                  | 38,467.23    |
|      | 720140                      | 1,581.03     |
|      | STATE UNEMPLOYMENT TAX      | 1,581.03     |
|      | 730100                      | 14,912.89    |
|      | OFFICE SUPPLIES             | 14,912.89    |
|      | 730380                      | 8,492.91     |
|      | AUDIO/VISUAL SUPPLIES       | 8,492.91     |
|      | 740512                      | 3,897.51     |
|      | PROFESSIONAL SERVICES       | 3,897.51     |
|      | 740540                      | 90.77        |
|      | TRAVEL EXPENSE              | 90.77        |
|      | 740620                      | 165.00       |
|      | ELECTRICITY                 | 165.00       |
|      | 740640                      | 1,432.99     |
|      | CONTRACT SERVICES           | 1,432.99     |
|      | 740660                      | 1,133.52     |
|      | EQUIPMENT RENTAL            | 1,133.52     |
|      | 740694                      | 1,259.62     |
|      | FOOD SERVICE                | 1,259.62     |
| 4900 |                             | 1,253,628.66 |
|      | RECYCLE CENTERS             | 1,253,628.66 |
|      | 710110                      | 583,718.93   |
|      | SALARY/REGULAR              | 583,718.93   |
|      | 710130                      | 32,229.24    |
|      | SALARY/OVERTIME             | 32,229.24    |
|      | 710140                      | 1,594.76     |
|      | SALARY/CELL PHONE ALLOWANCE | 1,594.76     |
|      | 720100                      | 46,472.32    |
|      | SOCIAL SECURITY             | 46,472.32    |
|      | 720110                      | 139,421.19   |
|      | EMPLOYEE INSURANCE          | 139,421.19   |
|      | 720120                      | 75,772.07    |
|      | RETIREMENT                  | 75,772.07    |
|      | 720140                      | 2,255.42     |
|      | STATE UNEMPLOYMENT TAX      | 2,255.42     |
|      | 730100                      | 33,558.56    |
|      | OFFICE SUPPLIES             | 33,558.56    |
|      | 730250                      | 1,489.74     |
|      | SHOP SUPPLIES               | 1,489.74     |
|      | 730260                      | 738.98       |
|      | VEHICLE SUPPLIES            | 738.98       |

|                                 |  |              |
|---------------------------------|--|--------------|
| 730310                          |  | 1,295.18     |
| UNIFORMS                        |  | 1,295.18     |
| 730390                          |  | 419.75       |
| MEDICAL SUPPLIES                |  | 419.75       |
| 740420                          |  | 2,162.04     |
| COURIER SERVICE                 |  | 2,162.04     |
| 740512                          |  | 260,048.94   |
| PROFESSIONAL SERVICES           |  | 260,048.94   |
| 740620                          |  | 1,509.29     |
| ELECTRICITY                     |  | 1,509.29     |
| 740640                          |  | 42,922.25    |
| CONTRACT SERVICES               |  | 42,922.25    |
| 740660                          |  | 28,020.00    |
| EQUIPMENT RENTAL                |  | 28,020.00    |
| 7300                            |  | 62,257.78    |
| CONSTABLE PRECINCT 3            |  | 62,257.78    |
| 710130                          |  | 47,735.35    |
| SALARY/OVERTIME                 |  | 47,735.35    |
| 720100                          |  | 3,536.59     |
| SOCIAL SECURITY                 |  | 3,536.59     |
| 720110                          |  | 5,126.92     |
| EMPLOYEE INSURANCE              |  | 5,126.92     |
| 720120                          |  | 5,857.10     |
| RETIREMENT                      |  | 5,857.10     |
| 720140                          |  | 1.82         |
| STATE UNEMPLOYMENT TAX          |  | 1.82         |
| 9000                            |  | 4,500.00     |
| RESTRICTED                      |  | 4,500.00     |
| 730190                          |  | 4,500.00     |
| ROAD MATERIALS                  |  | 4,500.00     |
| 9100                            |  | 7,747,056.99 |
| COMMISSIONER PRECINCT 1         |  | 7,747,056.99 |
| 710100                          |  | 173,035.44   |
| SALARY/OFFICIAL-DEPARTMENT HEAD |  | 173,035.44   |
| 710110                          |  | 2,638,622.61 |
| SALARY/REGULAR                  |  | 2,638,622.61 |
| 710130                          |  | 80,179.83    |
| SALARY/OVERTIME                 |  | 80,179.83    |
| 710140                          |  | 1,503.39     |
| SALARY/CELL PHONE ALLOWANCE     |  | 1,503.39     |
| 720100                          |  | 215,156.33   |
| SOCIAL SECURITY                 |  | 215,156.33   |
| 720110                          |  | 626,152.16   |
| EMPLOYEE INSURANCE              |  | 626,152.16   |
| 720120                          |  | 353,948.10   |
| RETIREMENT                      |  | 353,948.10   |
| 720140                          |  | 9,608.35     |
| STATE UNEMPLOYMENT TAX          |  | 9,608.35     |
| 730100                          |  | 62,696.45    |
| OFFICE SUPPLIES                 |  | 62,696.45    |
| 730140                          |  | (959.90)     |
| JANITOR SUPPLIES                |  | (959.90)     |
| 730180                          |  | 5,092.20     |
| CULVERTS                        |  | 5,092.20     |

|                                   |  |              |
|-----------------------------------|--|--------------|
| 730190                            |  | 1,096,439.23 |
| ROAD MATERIALS                    |  | 1,096,439.23 |
| 730200                            |  | 10,035.32    |
| CRUSHED CONCRETE/REJECT           |  | 10,035.32    |
| 730220                            |  | 1,884.29     |
| REPLACEMENTS                      |  | 1,884.29     |
| 730240                            |  | 40,860.70    |
| FUEL                              |  | 40,860.70    |
| 730250                            |  | 16,756.28    |
| SHOP SUPPLIES                     |  | 16,756.28    |
| 730260                            |  | 295,188.52   |
| VEHICLE SUPPLIES                  |  | 295,188.52   |
| 730270                            |  | 219,887.60   |
| LAW ENFORCEMENT SPECIFIC SUPPLIES |  | 219,887.60   |
| 730310                            |  | 16,817.64    |
| UNIFORMS                          |  | 16,817.64    |
| 730350                            |  | 1,664.75     |
| AGRICULTURE SUPPLIES              |  | 1,664.75     |
| 730390                            |  | (1,145.20)   |
| MEDICAL SUPPLIES                  |  | (1,145.20)   |
| 740140                            |  | 46,842.84    |
| VEHICLE MAINTENANCE               |  | 46,842.84    |
| 740150                            |  | 31,772.75    |
| LANDSCAPE MAINTENANCE             |  | 31,772.75    |
| 740430                            |  | 1,136.86     |
| STRIPING/SEALANT SERVICES         |  | 1,136.86     |
| 740510                            |  | 1,335.27     |
| PROFESSIONAL DEVELOPMENT          |  | 1,335.27     |
| 740512                            |  | 852,015.38   |
| PROFESSIONAL SERVICES             |  | 852,015.38   |
| 740530                            |  | 11,139.95    |
| MOBILE PHONE AND DATA             |  | 11,139.95    |
| 740540                            |  | 29.90        |
| TRAVEL EXPENSE                    |  | 29.90        |
| 740620                            |  | 170,405.70   |
| ELECTRICITY                       |  | 170,405.70   |
| 740624                            |  | 5,094.13     |
| WATER AND SEWER                   |  | 5,094.13     |
| 740628                            |  | 6,581.98     |
| TELEPHONE-FIBER OPTIC-RESTRICTED  |  | 6,581.98     |
| 740640                            |  | 146,267.35   |
| CONTRACT SERVICES                 |  | 146,267.35   |
| 740650                            |  | 59,879.53    |
| SIGN AND SIGNAL MAINTENANCE       |  | 59,879.53    |
| 740652                            |  | 9,112.50     |
| BRIDGE REPAIR                     |  | 9,112.50     |
| 740654                            |  | 14,249.76    |
| COMMUNITY BUILDING/VOTING BOX     |  | 14,249.76    |
| 740656                            |  | 318.00       |
| RENT AND LEASES                   |  | 318.00       |
| 740660                            |  | 18,914.96    |
| EQUIPMENT RENTAL                  |  | 18,914.96    |
| 750200                            |  | 3,500.00     |
| CAPITAL OUTLAY-LAND               |  | 3,500.00     |

|   |  |              |
|---|--|--------------|
| 750300  |  | 26,275.57    |
| CAPITAL OUTLAY-BUILDING                         |  | 26,275.57    |
| 750400  |  | 215,872.62   |
| CAPITAL OUTLAY-FURNITURE FIXTURES AND EQUIPMENT |  | 215,872.62   |
| 750600  |  | 262,162.92   |
| CAPITAL OUTLAY-VEHICLES                         |  | 262,162.92   |
| 750800  |  | 2,484.60     |
| MAJOR PROJECTS                                  |  | 2,484.60     |
| 790100  |  | (1,759.67)   |
| REIMBURSEMENTS CLEARING                         |  | (1,759.67)   |
| 9200  |  | 7,703,727.41 |
| COMMISSIONER PRECINCT 2                         |  | 7,703,727.41 |
| 710100  |  | 173,005.44   |
| SALARY/OFFICIAL-DEPARTMENT HEAD                 |  | 173,005.44   |
| 710110  |  | 2,199,469.65 |
| SALARY/REGULAR                                  |  | 2,199,469.65 |
| 710130  |  | 6,937.93     |
| SALARY/OVERTIME                                 |  | 6,937.93     |
| 710140  |  | 1,658.08     |
| SALARY/CELL PHONE ALLOWANCE                     |  | 1,658.08     |
| 720100  |  | 174,497.83   |
| SOCIAL SECURITY                                 |  | 174,497.83   |
| 720110  |  | 549,242.89   |
| EMPLOYEE INSURANCE                              |  | 549,242.89   |
| 720120  |  | 292,670.82   |
| RETIREMENT                                      |  | 292,670.82   |
| 720140  |  | 8,388.39     |
| STATE UNEMPLOYMENT TAX                          |  | 8,388.39     |
| 730100  |  | 11,569.06    |
| OFFICE SUPPLIES                                 |  | 11,569.06    |
| 730180  |  | 17,797.71    |
| CULVERTS  |  | 17,797.71    |
| 730190  |  | 2,454,489.74 |
| ROAD MATERIALS                                  |  | 2,454,489.74 |
| 730220  |  | 937.39       |
| REPLACEMENTS                                    |  | 937.39       |
| 730240  |  | 159,136.37   |
| FUEL  |  | 159,136.37   |
| 730250  |  | 28,014.25    |
| SHOP SUPPLIES                                   |  | 28,014.25    |
| 730260  |  | 334,740.90   |
| VEHICLE SUPPLIES                                |  | 334,740.90   |
| 730310  |  | 18,810.83    |
| UNIFORMS  |  | 18,810.83    |
| 740110  |  | 8,672.45     |
| IT SOFTWARE MAINTENANCE                         |  | 8,672.45     |
| 740510  |  | 1,345.23     |
| PROFESSIONAL DEVELOPMENT                        |  | 1,345.23     |
| 740512  |  | 274,297.55   |
| PROFESSIONAL SERVICES                           |  | 274,297.55   |
| 740530  |  | 9,377.91     |
| MOBILE PHONE AND DATA                           |  | 9,377.91     |
| 740620  |  | 65,930.01    |
| ELECTRICITY                                     |  | 65,930.01    |

|   |              |
|---|--------------|
| 740628  | 22,261.19    |
| TELEPHONE-FIBER OPTIC-RESTRICTED                | 22,261.19    |
| 740640  | 2,903.98     |
| CONTRACT SERVICES                               | 2,903.98     |
| 740650  | 134,845.09   |
| SIGN AND SIGNAL MAINTENANCE                     | 134,845.09   |
| 740654  | 1,256.48     |
| COMMUNITY BUILDING/VOTING BOX                   | 1,256.48     |
| 740660  | 5,981.35     |
| EQUIPMENT RENTAL                                | 5,981.35     |
| 750400  | 413,962.39   |
| CAPITAL OUTLAY-FURNITURE FIXTURES AND EQUIPMENT | 413,962.39   |
| 750600  | 85,623.32    |
| CAPITAL OUTLAY-VEHICLES                         | 85,623.32    |
| 750800  | 147,344.40   |
| MAJOR PROJECTS                                  | 147,344.40   |
| 760600  | 100,000.00   |
| SETTLEMENT COSTS                                | 100,000.00   |
| 790100  | (1,441.22)   |
| REIMBURSEMENTS CLEARING                         | (1,441.22)   |
| 9300  | 5,985,207.38 |
| COMMISSIONER PRECINCT 3                         | 5,985,207.38 |
| 710100  | 175,004.67   |
| SALARY/OFFICIAL-DEPARTMENT HEAD                 | 175,004.67   |
| 710110  | 1,343,622.56 |
| SALARY/REGULAR                                  | 1,343,622.56 |
| 710130  | 42,289.27    |
| SALARY/OVERTIME                                 | 42,289.27    |
| 710140  | 7,433.94     |
| SALARY/CELL PHONE ALLOWANCE                     | 7,433.94     |
| 720100  | 114,945.71   |
| SOCIAL SECURITY                                 | 114,945.71   |
| 720110  | 294,830.66   |
| EMPLOYEE INSURANCE                              | 294,830.66   |
| 720120  | 192,717.88   |
| RETIREMENT                                      | 192,717.88   |
| 720140  | 4,583.10     |
| STATE UNEMPLOYMENT TAX                          | 4,583.10     |
| 730100  | 274,434.71   |
| OFFICE SUPPLIES                                 | 274,434.71   |
| 730140  | 1,220.62     |
| JANITOR SUPPLIES                                | 1,220.62     |
| 730180  | 1,921.20     |
| CULVERTS  | 1,921.20     |
| 730190  | 632,235.01   |
| ROAD MATERIALS                                  | 632,235.01   |
| 730200  | 2,350.26     |
| CRUSHED CONCRETE/REJECT                         | 2,350.26     |
| 730220  | 5,697.09     |
| REPLACEMENTS                                    | 5,697.09     |
| 730240  | 79,469.30    |
| FUEL  | 79,469.30    |
| 730250  | 9,538.95     |
| SHOP SUPPLIES                                   | 9,538.95     |



|   |            |
|---|------------|
| 730260  | 109,716.93 |
| VEHICLE SUPPLIES                                | 109,716.93 |
| 730270  | 25,482.33  |
| LAW ENFORCEMENT SPECIFIC SUPPLIES               | 25,482.33  |
| 730310  | 12,689.99  |
| UNIFORMS  | 12,689.99  |
| 730320  | 1,037.36   |
| IT HARDWARE                                     | 1,037.36   |
| 730350  | 33,114.36  |
| AGRICULTURE SUPPLIES                            | 33,114.36  |
| 730380  | 3,928.35   |
| AUDIO/VISUAL SUPPLIES                           | 3,928.35   |
| 730390  | 989.40     |
| MEDICAL SUPPLIES                                | 989.40     |
| 740140  | 8,084.70   |
| VEHICLE MAINTENANCE                             | 8,084.70   |
| 740150  | 6,530.00   |
| LANDSCAPE MAINTENANCE                           | 6,530.00   |
| 740430  | 575,491.96 |
| STRIPING/SEALANT SERVICES                       | 575,491.96 |
| 740440  | 16,512.10  |
| CONCRETE/CURB REPAIR                            | 16,512.10  |
| 740504  | 601.18     |
| ONLINE SERVICES                                 | 601.18     |
| 740510  | 971.97     |
| PROFESSIONAL DEVELOPMENT                        | 971.97     |
| 740512  | 409,033.52 |
| PROFESSIONAL SERVICES                           | 409,033.52 |
| 740530  | 9,486.56   |
| MOBILE PHONE AND DATA                           | 9,486.56   |
| 740540  | 1,685.32   |
| TRAVEL EXPENSE                                  | 1,685.32   |
| 740620  | 113,870.57 |
| ELECTRICITY                                     | 113,870.57 |
| 740628  | 10,071.51  |
| TELEPHONE-FIBER OPTIC-RESTRICTED                | 10,071.51  |
| 740640  | 6,544.09   |
| CONTRACT SERVICES                               | 6,544.09   |
| 740650  | 190,020.79 |
| SIGN AND SIGNAL MAINTENANCE                     | 190,020.79 |
| 740660  | 7,958.03   |
| EQUIPMENT RENTAL                                | 7,958.03   |
| 740662  | 62,758.42  |
| LEASE TO PURCHASE                               | 62,758.42  |
| 740680  | 500.00     |
| MEMBERSHIP/ASSOCIATION DUES                     | 500.00     |
| 740750  | 436.50     |
| REMODEL   | 436.50     |
| 740970  | 23.87      |
| FREIGHT AND HANDLING                            | 23.87      |
| 750400  | 186,116.40 |
| CAPITAL OUTLAY-FURNITURE FIXTURES AND EQUIPMENT | 186,116.40 |
| 750600  | 415,678.58 |
| CAPITAL OUTLAY-VEHICLES                         | 415,678.58 |

|                                 |              |
|---------------------------------|--------------|
| 750800                          | 641,177.19   |
| MAJOR PROJECTS                  | 641,177.19   |
| 790100                          | (47,599.53)  |
| REIMBURSEMENTS CLEARING         | (47,599.53)  |
| 9400                            | 8,197,397.92 |
| COMMISSIONER PRECINCT-4         | 8,197,397.92 |
| 710100                          | 173,035.44   |
| SALARY/OFFICIAL-DEPARTMENT HEAD | 173,035.44   |
| 710110                          | 2,753,873.78 |
| SALARY/REGULAR                  | 2,753,873.78 |
| 710130                          | 36,169.32    |
| SALARY/OVERTIME                 | 36,169.32    |
| 710140                          | 1,860.77     |
| SALARY/CELL PHONE ALLOWANCE     | 1,860.77     |
| 720100                          | 219,900.19   |
| SOCIAL SECURITY                 | 219,900.19   |
| 720110                          | 618,536.43   |
| EMPLOYEE INSURANCE              | 618,536.43   |
| 720120                          | 364,710.66   |
| RETIREMENT                      | 364,710.66   |
| 720140                          | 9,748.05     |
| STATE UNEMPLOYMENT TAX          | 9,748.05     |
| 730100                          | 82,188.24    |
| OFFICE SUPPLIES                 | 82,188.24    |
| 730110                          | 125.34       |
| POSTAGE                         | 125.34       |
| 730140                          | 2,976.48     |
| JANITOR SUPPLIES                | 2,976.48     |
| 730180                          | 98,476.28    |
| CULVERTS                        | 98,476.28    |
| 730190                          | 721,910.92   |
| ROAD MATERIALS                  | 721,910.92   |
| 730200                          | 350,175.28   |
| CRUSHED CONCRETE/REJECT         | 350,175.28   |
| 730240                          | 243,791.10   |
| FUEL                            | 243,791.10   |
| 730250                          | 62,308.31    |
| SHOP SUPPLIES                   | 62,308.31    |
| 730260                          | 228,997.49   |
| VEHICLE SUPPLIES                | 228,997.49   |
| 730310                          | 21,238.22    |
| UNIFORMS                        | 21,238.22    |
| 730350                          | 170,757.95   |
| AGRICULTURE SUPPLIES            | 170,757.95   |
| 740140                          | 109,907.66   |
| VEHICLE MAINTENANCE             | 109,907.66   |
| 740150                          | 50,427.39    |
| LANDSCAPE MAINTENANCE           | 50,427.39    |
| 740410                          | 4,666.39     |
| TOLLS                           | 4,666.39     |
| 740430                          | 30,132.58    |
| STRIPING/SEALANT SERVICES       | 30,132.58    |
| 740440                          | 38,250.95    |
| CONCRETE/CURB REPAIR            | 38,250.95    |

|   |              |
|---|--------------|
| 740510  | 665.00       |
| PROFESSIONAL DEVELOPMENT                        | 665.00       |
| 740512  | 149,179.43   |
| PROFESSIONAL SERVICES                           | 149,179.43   |
| 740530  | 24,390.02    |
| MOBILE PHONE AND DATA                           | 24,390.02    |
| 740540  | 1,666.19     |
| TRAVEL EXPENSE                                  | 1,666.19     |
| 740550  | 27,953.69    |
| SAFETY PROGRAM                                  | 27,953.69    |
| 740580  | 803.75       |
| PRINTING  | 803.75       |
| 740620  | 157,503.56   |
| ELECTRICITY                                     | 157,503.56   |
| 740628  | 8,583.41     |
| TELEPHONE-FIBER OPTIC-RESTRICTED                | 8,583.41     |
| 740640  | 12,783.64    |
| CONTRACT SERVICES                               | 12,783.64    |
| 740650  | 26,319.02    |
| SIGN AND SIGNAL MAINTENANCE                     | 26,319.02    |
| 740660  | 13,030.59    |
| EQUIPMENT RENTAL                                | 13,030.59    |
| 740662  | 88,868.12    |
| LEASE TO PURCHASE                               | 88,868.12    |
| 740930  | 561.82       |
| DAMAGE REPAIRS                                  | 561.82       |
| 740970  | 45.00        |
| FREIGHT AND HANDLING                            | 45.00        |
| 750300  | 5,696.68     |
| CAPITAL OUTLAY-BUILDING                         | 5,696.68     |
| 750400  | 632,937.91   |
| CAPITAL OUTLAY-FURNITURE FIXTURES AND EQUIPMENT | 632,937.91   |
| 750600  | 857,382.52   |
| CAPITAL OUTLAY-VEHICLES                         | 857,382.52   |
| 750800  | 150,453.38   |
| MAJOR PROJECTS                                  | 150,453.38   |
| 790100  | (355,686.36) |
| REIMBURSEMENTS CLEARING                         | (355,686.36) |
| 740260  | 95.33        |
| INTEREST ON CREDIT CARDS                        | 95.33        |
| 9500  | 1,702,893.69 |
| COUNTY ENGINEER                                 | 1,702,893.69 |
| 710100  | 139,327.10   |
| SALARY/OFFICIAL-DEPARTMENT HEAD                 | 139,327.10   |
| 710110  | 1,122,809.24 |
| SALARY/REGULAR                                  | 1,122,809.24 |
| 710140  | 5,476.24     |
| SALARY/CELL PHONE ALLOWANCE                     | 5,476.24     |
| 720100  | 94,909.38    |
| SOCIAL SECURITY                                 | 94,909.38    |
| 720110  | 163,757.17   |
| EMPLOYEE INSURANCE                              | 163,757.17   |
| 720120  | 155,536.05   |
| RETIREMENT                                      | 155,536.05   |

|                                   |  |              |
|-----------------------------------|--|--------------|
| 720140                            |  | 3,024.58     |
| STATE UNEMPLOYMENT TAX            |  | 3,024.58     |
| 730100                            |  | 6,011.45     |
| OFFICE SUPPLIES                   |  | 6,011.45     |
| 730330                            |  | 6,692.00     |
| IT SOFTWARE                       |  | 6,692.00     |
| 740540                            |  | 2,069.69     |
| TRAVEL EXPENSE                    |  | 2,069.69     |
| 740660                            |  | 3,160.79     |
| EQUIPMENT RENTAL                  |  | 3,160.79     |
| 740680                            |  | 120.00       |
| MEMBERSHIP/ASSOCIATION DUES       |  | 120.00       |
| 201                               |  | 31,751.84    |
| WORTHLESS CHECK                   |  | 31,751.84    |
| 2800                              |  | 31,751.84    |
| COUNTY ATTORNEY                   |  | 31,751.84    |
| 710110                            |  | 21,492.24    |
| SALARY/REGULAR                    |  | 21,492.24    |
| 720100                            |  | 1,581.61     |
| SOCIAL SECURITY                   |  | 1,581.61     |
| 720110                            |  | 5,893.84     |
| EMPLOYEE INSURANCE                |  | 5,893.84     |
| 720120                            |  | 2,698.61     |
| RETIREMENT                        |  | 2,698.61     |
| 720140                            |  | 85.54        |
| STATE UNEMPLOYMENT TAX            |  | 85.54        |
| 202                               |  | 1,247,770.77 |
| FORFEITURES                       |  | 1,247,770.77 |
| 5100                              |  | 406,678.56   |
| DISTRICT ATTORNEY                 |  | 406,678.56   |
| 710110                            |  | 31,676.98    |
| SALARY/REGULAR                    |  | 31,676.98    |
| 710130                            |  | 314.04       |
| SALARY/OVERTIME                   |  | 314.04       |
| 710150                            |  | 49,432.34    |
| SALARY/SPECIAL PAY                |  | 49,432.34    |
| 720100                            |  | 6,131.80     |
| SOCIAL SECURITY                   |  | 6,131.80     |
| 720110                            |  | 14,279.11    |
| EMPLOYEE INSURANCE                |  | 14,279.11    |
| 720120                            |  | 9,990.42     |
| RETIREMENT                        |  | 9,990.42     |
| 720140                            |  | 194.61       |
| STATE UNEMPLOYMENT TAX            |  | 194.61       |
| 730100                            |  | 30,703.46    |
| OFFICE SUPPLIES                   |  | 30,703.46    |
| 730120                            |  | 3,074.52     |
| BOOK SUPPLEMENTS                  |  | 3,074.52     |
| 730270                            |  | 15,484.80    |
| LAW ENFORCEMENT SPECIFIC SUPPLIES |  | 15,484.80    |
| 730300                            |  | 4,500.00     |
| COMMUNITY AWARENESS SUPPLIES      |  | 4,500.00     |
| 730320                            |  | 3,878.00     |
| IT HARDWARE                       |  | 3,878.00     |

|                             |  |            |
|-----------------------------|--|------------|
| 740140                      |  | 1,214.99   |
| VEHICLE MAINTENANCE         |  | 1,214.99   |
| 740160                      |  | 500.00     |
| SPECIAL INVESTIGATION       |  | 500.00     |
| 740230                      |  | 388.48     |
| LITIGATION EXPENSES         |  | 388.48     |
| 740504                      |  | 5,376.92   |
| ONLINE SERVICES             |  | 5,376.92   |
| 740510                      |  | 12,991.97  |
| PROFESSIONAL DEVELOPMENT    |  | 12,991.97  |
| 740512                      |  | 45,500.00  |
| PROFESSIONAL SERVICES       |  | 45,500.00  |
| 740530                      |  | 2,720.56   |
| MOBILE PHONE AND DATA       |  | 2,720.56   |
| 740540                      |  | 3,370.00   |
| TRAVEL EXPENSE              |  | 3,370.00   |
| 740570                      |  | 1,500.00   |
| ADVERTISING                 |  | 1,500.00   |
| 740680                      |  | 20,393.66  |
| MEMBERSHIP/ASSOCIATION DUES |  | 20,393.66  |
| 740690                      |  | 2,545.19   |
| COURT COST                  |  | 2,545.19   |
| 740694                      |  | 159.80     |
| FOOD SERVICE                |  | 159.80     |
| 750600                      |  | 39,465.25  |
| CAPITAL OUTLAY-VEHICLES     |  | 39,465.25  |
| 790920                      |  | 100,000.00 |
| MONTGOMERY COUNTY MATCH     |  | 100,000.00 |
| 730101                      |  | 891.66     |
| FOOD SUPPLIES               |  | 891.66     |
| 5300                        |  | 75.00      |
| FIRE MARSHAL INVESTIGATIONS |  | 75.00      |
| 730100                      |  | 75.00      |
| OFFICE SUPPLIES             |  | 75.00      |
| 5601                        |  | 19,604.66  |
| FORFEITURES                 |  | 19,604.66  |
| 730100                      |  | 9,676.72   |
| OFFICE SUPPLIES             |  | 9,676.72   |
| 730280                      |  | 110.00     |
| CANINE EXPENSES             |  | 110.00     |
| 740510                      |  | 20.00      |
| PROFESSIONAL DEVELOPMENT    |  | 20.00      |
| 740512                      |  | 300.00     |
| PROFESSIONAL SERVICES       |  | 300.00     |
| 750600                      |  | 9,497.94   |
| CAPITAL OUTLAY-VEHICLES     |  | 9,497.94   |
| 6000                        |  | 626,958.27 |
| SHERIFF                     |  | 626,958.27 |
| 730100                      |  | 211,608.06 |
| OFFICE SUPPLIES             |  | 211,608.06 |
| 730220                      |  | 4,070.00   |
| REPLACEMENTS                |  | 4,070.00   |
| 730260                      |  | 821.45     |
| VEHICLE SUPPLIES            |  | 821.45     |

|   |  |            |
|---|--|------------|
| 730310  |  | 1,402.00   |
| UNIFORMS  |  | 1,402.00   |
| 730340  |  | 4,000.00   |
| BUY MONEY SUPPLY                                |  | 4,000.00   |
| 740510  |  | 3,702.48   |
| PROFESSIONAL DEVELOPMENT                        |  | 3,702.48   |
| 740512  |  | 30,796.98  |
| PROFESSIONAL SERVICES                           |  | 30,796.98  |
| 740540  |  | 17,893.67  |
| TRAVEL EXPENSE                                  |  | 17,893.67  |
| 740660  |  | 6,003.30   |
| EQUIPMENT RENTAL                                |  | 6,003.30   |
| 740680  |  | 5,745.00   |
| MEMBERSHIP/ASSOCIATION DUES                     |  | 5,745.00   |
| 740750  |  | 37,241.52  |
| REMODEL   |  | 37,241.52  |
| 750300  |  | 274,641.81 |
| CAPITAL OUTLAY-BUILDING                         |  | 274,641.81 |
| 750400  |  | 15,999.00  |
| CAPITAL OUTLAY-FURNITURE FIXTURES AND EQUIPMENT |  | 15,999.00  |
| 750600  |  | 13,033.00  |
| CAPITAL OUTLAY-VEHICLES                         |  | 13,033.00  |
| 6200  |  | 134,018.70 |
| SHERIFF CID                                     |  | 134,018.70 |
| 740640  |  | 134,018.70 |
| CONTRACT SERVICES                               |  | 134,018.70 |
| 7100  |  | 3,777.40   |
| CONSTABLE PRECINCT 1                            |  | 3,777.40   |
| 730270  |  | 947.40     |
| LAW ENFORCEMENT SPECIFIC SUPPLIES               |  | 947.40     |
| 740510  |  | 230.00     |
| PROFESSIONAL DEVELOPMENT                        |  | 230.00     |
| 740512  |  | 2,600.00   |
| PROFESSIONAL SERVICES                           |  | 2,600.00   |
| 7200  |  | 7,649.50   |
| CONSTABLE PRECINCT 2                            |  | 7,649.50   |
| 730260  |  | 1,649.50   |
| VEHICLE SUPPLIES                                |  | 1,649.50   |
| 750600  |  | 6,000.00   |
| CAPITAL OUTLAY-VEHICLES                         |  | 6,000.00   |
| 7300  |  | 3,143.92   |
| CONSTABLE PRECINCT 3                            |  | 3,143.92   |
| 730140  |  | 1,683.00   |
| JANITOR SUPPLIES                                |  | 1,683.00   |
| 740120  |  | 1,016.20   |
| MEDICAL SERVICES                                |  | 1,016.20   |
| 740640  |  | 444.72     |
| CONTRACT SERVICES                               |  | 444.72     |
| 7400  |  | 28,402.45  |
| CONSTABLE PRECINCT 4                            |  | 28,402.45  |
| 730100  |  | 902.60     |
| OFFICE SUPPLIES                                 |  | 902.60     |
| 730220  |  | 1,994.98   |
| REPLACEMENTS                                    |  | 1,994.98   |

|                                   |  |              |
|-----------------------------------|--|--------------|
| 730310                            |  | 788.45       |
| UNIFORMS                          |  | 788.45       |
| 730390                            |  | 265.00       |
| MEDICAL SUPPLIES                  |  | 265.00       |
| 740140                            |  | 4,441.50     |
| VEHICLE MAINTENANCE               |  | 4,441.50     |
| 750600                            |  | 20,000.00    |
| CAPITAL OUTLAY-VEHICLES           |  | 20,000.00    |
| 730101                            |  | 9.92         |
| FOOD SUPPLIES                     |  | 9.92         |
| 7500                              |  | 17,462.31    |
| CONSTABLE PRECINCT 5              |  | 17,462.31    |
| 730100                            |  | 7,822.31     |
| OFFICE SUPPLIES                   |  | 7,822.31     |
| 730270                            |  | 4,360.00     |
| LAW ENFORCEMENT SPECIFIC SUPPLIES |  | 4,360.00     |
| 730340                            |  | 3,000.00     |
| BUY MONEY SUPPLY                  |  | 3,000.00     |
| 740540                            |  | 550.00       |
| TRAVEL EXPENSE                    |  | 550.00       |
| 740560                            |  | 1,730.00     |
| TRANSPORTATION                    |  | 1,730.00     |
| 6602                              |  | 1,680,768.56 |
| JAIL COMMISSARY                   |  | 1,680,768.56 |
| 6602                              |  | 1,680,768.56 |
| SHERIFF COMMISSARY                |  | 1,680,768.56 |
| 710110                            |  | 108,049.83   |
| SALARY/REGULAR                    |  | 108,049.83   |
| 720100                            |  | 8,082.34     |
| SOCIAL SECURITY                   |  | 8,082.34     |
| 720110                            |  | 23,565.71    |
| EMPLOYEE INSURANCE                |  | 23,565.71    |
| 720120                            |  | 13,257.73    |
| RETIREMENT                        |  | 13,257.73    |
| 720130                            |  | 2,638.76     |
| WORKERS COMPENSATION              |  | 2,638.76     |
| 720140                            |  | 449.31       |
| STATE UNEMPLOYMENT TAX            |  | 449.31       |
| 730100                            |  | 161,189.22   |
| OFFICE SUPPLIES                   |  | 161,189.22   |
| 730110                            |  | 311.85       |
| POSTAGE                           |  | 311.85       |
| 730140                            |  | 60,756.00    |
| JANITOR SUPPLIES                  |  | 60,756.00    |
| 730150                            |  | 164,984.37   |
| INMATE SUPPLIES                   |  | 164,984.37   |
| 730220                            |  | 138,202.45   |
| REPLACEMENTS                      |  | 138,202.45   |
| 730250                            |  | 7,432.26     |
| SHOP SUPPLIES                     |  | 7,432.26     |
| 730270                            |  | 47,473.00    |
| LAW ENFORCEMENT SPECIFIC SUPPLIES |  | 47,473.00    |
| 730320                            |  | 9,902.00     |
| IT HARDWARE                       |  | 9,902.00     |

|   |  |            |
|---|--|------------|
| 730390  |  | 14,700.00  |
| MEDICAL SUPPLIES                                |  | 14,700.00  |
| 740110  |  | 44.80      |
| IT SOFTWARE MAINTENANCE                         |  | 44.80      |
| 740140  |  | 22,858.74  |
| VEHICLE MAINTENANCE                             |  | 22,858.74  |
| 740504  |  | 20,163.00  |
| ONLINE SERVICES                                 |  | 20,163.00  |
| 740510  |  | 980.00     |
| PROFESSIONAL DEVELOPMENT                        |  | 980.00     |
| 740512  |  | 700,838.56 |
| PROFESSIONAL SERVICES                           |  | 700,838.56 |
| 740640  |  | 1,389.25   |
| CONTRACT SERVICES                               |  | 1,389.25   |
| 740930  |  | 277.00     |
| DAMAGE REPAIRS                                  |  | 277.00     |
| 740960  |  | 381.00     |
| PRE-CERTIFICATION/ UTILIZATION REVIEW FEES      |  | 381.00     |
| 750300  |  | 73,027.00  |
| CAPITAL OUTLAY-BUILDING                         |  | 73,027.00  |
| 750400  |  | 18,222.22  |
| CAPITAL OUTLAY-FURNITURE FIXTURES AND EQUIPMENT |  | 18,222.22  |
| 750600  |  | 74,220.00  |
| CAPITAL OUTLAY-VEHICLES                         |  | 74,220.00  |
| 730101  |  | 7,372.16   |
| FOOD SUPPLIES                                   |  | 7,372.16   |
| 202   |  | 274,286.12 |
| LAW LIBRARY                                     |  | 274,286.12 |
| 3260  |  | 274,286.12 |
| LAW LIBRARY                                     |  | 274,286.12 |
| 710110  |  | 134,388.03 |
| SALARY/REGULAR                                  |  | 134,388.03 |
| 720100  |  | 9,996.31   |
| SOCIAL SECURITY                                 |  | 9,996.31   |
| 720110  |  | 23,574.94  |
| EMPLOYEE INSURANCE                              |  | 23,574.94  |
| 720120  |  | 16,489.49  |
| RETIREMENT                                      |  | 16,489.49  |
| 720140  |  | 521.13     |
| STATE UNEMPLOYMENT TAX                          |  | 521.13     |
| 730100  |  | 2,865.07   |
| OFFICE SUPPLIES                                 |  | 2,865.07   |
| 730120  |  | 10,270.51  |
| BOOK SUPPLEMENTS                                |  | 10,270.51  |
| 740504  |  | 15,937.50  |
| ONLINE SERVICES                                 |  | 15,937.50  |
| 740510  |  | 520.00     |
| PROFESSIONAL DEVELOPMENT                        |  | 520.00     |
| 740540  |  | 570.00     |
| TRAVEL EXPENSE                                  |  | 570.00     |
| 740580  |  | 83.96      |
| PRINTING  |  | 83.96      |
| 750700  |  | 59,069.18  |
| CAPITAL OUTLAY-BOOKS                            |  | 59,069.18  |



|        |  |              |
|--------|--|--------------|
| 205    |  | 25,147.24    |
|        | PRE-TRIAL DIVERSION                          | 25,147.24    |
| 5100   |  | 25,147.24    |
|        | DISTRICT ATTORNEY                            | 25,147.24    |
| 710110 |  | 18,875.22    |
|        | SALARY/REGULAR                               | 18,875.22    |
| 720100 |  | 1,443.94     |
|        | SOCIAL SECURITY                              | 1,443.94     |
| 720120 |  | 2,315.97     |
|        | RETIREMENT                                   | 2,315.97     |
| 720140 |  | 161.07       |
|        | STATE UNEMPLOYMENT TAX                       | 161.07       |
| 740640 |  | 1,112.34     |
|        | CONTRACT SERVICES                            | 1,112.34     |
| 740660 |  | 1,238.70     |
|        | EQUIPMENT RENTAL                             | 1,238.70     |
| 5103   |  | -            |
|        | PRE-TRIAL DIVERSION                          | -            |
| 710110 |  | -            |
|        | SALARY/REGULAR                               | -            |
| 720100 |  | -            |
|        | SOCIAL SECURITY                              | -            |
| 720120 |  | -            |
|        | RETIREMENT                                   | -            |
| 720140 |  | -            |
|        | STATE UNEMPLOYMENT TAX                       | -            |
| 740660 |  | -            |
|        | EQUIPMENT RENTAL                             | -            |
| 206    |  | 1,260,322.35 |
|        | COUNTY CLERK RECORDS MGMT. & PRESERVATION    | 1,260,322.35 |
| 1206   |  | 18,611.07    |
|        | COUNTY CLERK RECORDS MANAGEMENT/PRESERVATION | 18,611.07    |
| 730100 |  | 2,520.67     |
|        | OFFICE SUPPLIES                              | 2,520.67     |
| 740110 |  | 120.26       |
|        | IT SOFTWARE MAINTENANCE                      | 120.26       |
| 740504 |  | 104.00       |
|        | ONLINE SERVICES                              | 104.00       |
| 740512 |  | 13,284.27    |
|        | PROFESSIONAL SERVICES                        | 13,284.27    |
| 740530 |  | 227.94       |
|        | MOBILE PHONE AND DATA                        | 227.94       |
| 740640 |  | 54.73        |
|        | CONTRACT SERVICES                            | 54.73        |
| 740656 |  | 1,949.20     |
|        | RENT AND LEASES                              | 1,949.20     |
| 740660 |  | 350.00       |
|        | EQUIPMENT RENTAL                             | 350.00       |
| 2300   |  | 1,241,711.28 |
|        | COUNTY CLERK                                 | 1,241,711.28 |
| 710110 |  | 207,144.99   |
|        | SALARY/REGULAR                               | 207,144.99   |
| 720100 |  | 15,601.52    |
|        | SOCIAL SECURITY                              | 15,601.52    |

|  |  |            |
|--|--|------------|
| 720110                                     |  | 47,147.33  |
| EMPLOYEE INSURANCE                         |  | 47,147.33  |
| 720120                                     |  | 25,416.64  |
| RETIREMENT                                 |  | 25,416.64  |
| 720140                                     |  | 874.16     |
| STATE UNEMPLOYMENT TAX                     |  | 874.16     |
| 730100                                     |  | 11,963.45  |
| OFFICE SUPPLIES                            |  | 11,963.45  |
| 740504                                     |  | 468.00     |
| ONLINE SERVICES                            |  | 468.00     |
| 740510                                     |  | 465.00     |
| PROFESSIONAL DEVELOPMENT                   |  | 465.00     |
| 740512                                     |  | 113,461.26 |
| PROFESSIONAL SERVICES                      |  | 113,461.26 |
| 740530                                     |  | 607.84     |
| MOBILE PHONE AND DATA                      |  | 607.84     |
| 740540                                     |  | 1,081.10   |
| TRAVEL EXPENSE                             |  | 1,081.10   |
| 740640                                     |  | 217.50     |
| CONTRACT SERVICES                          |  | 217.50     |
| 740656                                     |  | 8,526.59   |
| RENT AND LEASES                            |  | 8,526.59   |
| 750300                                     |  | 808,735.90 |
| CAPITAL OUTLAY-BUILDING                    |  | 808,735.90 |
| 207  |  | 627,823.90 |
| COUNTY RECORDS MANAGEMENT                  |  | 627,823.90 |
| 6404                                       |  | 627,823.90 |
| WARRANTS                                   |  | 627,823.90 |
| 710110                                     |  | 415,268.78 |
| SALARY/REGULAR                             |  | 415,268.78 |
| 710130                                     |  | 347.10     |
| SALARY/OVERTIME                            |  | 347.10     |
| 720100                                     |  | 31,213.47  |
| SOCIAL SECURITY                            |  | 31,213.47  |
| 720110                                     |  | 117,946.55 |
| EMPLOYEE INSURANCE                         |  | 117,946.55 |
| 720120                                     |  | 50,995.66  |
| RETIREMENT                                 |  | 50,995.66  |
| 720140                                     |  | 1,858.96   |
| STATE UNEMPLOYMENT TAX                     |  | 1,858.96   |
| 730100                                     |  | 5,285.67   |
| OFFICE SUPPLIES                            |  | 5,285.67   |
| 740510                                     |  | 1,375.00   |
| PROFESSIONAL DEVELOPMENT                   |  | 1,375.00   |
| 740580                                     |  | 1,011.27   |
| PRINTING                                   |  | 1,011.27   |
| 740660                                     |  | 2,521.44   |
| EQUIPMENT RENTAL                           |  | 2,521.44   |
| 208  |  | 48,756.38  |
| DISTRICT CLERK RECORDS MGMT & PRESERVATION |  | 48,756.38  |
| 2700                                       |  | 48,756.38  |
| DISTRICT CLERK                             |  | 48,756.38  |
| 730100                                     |  | 14,602.42  |
| OFFICE SUPPLIES                            |  | 14,602.42  |

|                                      |  |           |
|--------------------------------------|--|-----------|
| 730320                               |  | 2,724.60  |
| IT HARDWARE                          |  | 2,724.60  |
| 740512                               |  | 29,894.10 |
| PROFESSIONAL SERVICES                |  | 29,894.10 |
| 740640                               |  | 1,474.50  |
| CONTRACT SERVICES                    |  | 1,474.50  |
| 740970                               |  | 60.76     |
| FREIGHT AND HANDLING                 |  | 60.76     |
| 209                                  |  | 5,262.86  |
| DISTRICT CLERK RECORDS PRESERVATION  |  | 5,262.86  |
| 2700                                 |  | 5,262.86  |
| DISTRICT CLERK                       |  | 5,262.86  |
| 730100                               |  | 4,390.40  |
| OFFICE SUPPLIES                      |  | 4,390.40  |
| 740512                               |  | 36.00     |
| PROFESSIONAL SERVICES                |  | 36.00     |
| 740970                               |  | 836.46    |
| FREIGHT AND HANDLING                 |  | 836.46    |
| 281                                  |  | 13,132.27 |
| COUNTY AND DISTRICT COURT TECHNOLOGY |  | 13,132.27 |
| 8107                                 |  | 13,132.27 |
| COURT TECHNOLOGY COUNTY/DISTRICT     |  | 13,132.27 |
| 730100                               |  | 9,242.63  |
| OFFICE SUPPLIES                      |  | 9,242.63  |
| 730380                               |  | 560.00    |
| AUDIO/VISUAL SUPPLIES                |  | 560.00    |
| 740530                               |  | 3,329.64  |
| MOBILE PHONE AND DATA                |  | 3,329.64  |
| 212                                  |  | 36,248.14 |
| COURT GUARDIANSHIP                   |  | 36,248.14 |
| 8105                                 |  | 36,248.14 |
| COURT GUARDIANSHIP                   |  | 36,248.14 |
| 740230                               |  | 2.06      |
| LITIGATION EXPENSES                  |  | 2.06      |
| 740270                               |  | 8,390.08  |
| APPOINTED ATTORNEY                   |  | 8,390.08  |
| 740310                               |  | 27,856.00 |
| APPOINTED ATTORNEY-CIVIL             |  | 27,856.00 |
| 281                                  |  | 81,023.07 |
| COURT REPORTER SERVICE               |  | 81,023.07 |
| 1213                                 |  | 173.72    |
| COURT REPORTER SERVICE               |  | 173.72    |
| 730100                               |  | 173.72    |
| OFFICE SUPPLIES                      |  | 173.72    |
| 8106                                 |  | 80,849.35 |
| COURT REPORTER                       |  | 80,849.35 |
| 730100                               |  | 20,920.00 |
| OFFICE SUPPLIES                      |  | 20,920.00 |
| 740484                               |  | 27,939.27 |
| COURT REPORTER TRANSCRIPT            |  | 27,939.27 |
| 740512                               |  | 31,847.48 |
| PROFESSIONAL SERVICES                |  | 31,847.48 |
| 740540                               |  | 142.60    |
| TRAVEL EXPENSE                       |  | 142.60    |

|        |   |            |
|--------|---|------------|
| 214    |   | 328,169.44 |
|        | COURTHOUSE SECURITY - COUNTY/DISTRICT COURT | 328,169.44 |
| 6101   |   | 328,169.44 |
|        | SHERIFF COURTHOUSE SECURITY                 | 328,169.44 |
| 740640 |   | 328,169.44 |
|        | CONTRACT SERVICES                           | 328,169.44 |
| 215    |   | 23,094.76  |
|        | COURTHOUSE SECURITY - JP                    | 23,094.76  |
| 8590   |   | 23,094.76  |
|        | JP JUSTICE COURT SECURITY                   | 23,094.76  |
| 730100 |   | 4,015.67   |
|        | OFFICE SUPPLIES                             | 4,015.67   |
| 750300 |   | 19,079.09  |
|        | CAPITAL OUTLAY-BUILDING                     | 19,079.09  |
| 216    |   | 75,707.37  |
|        | JUSTICE COURT TECHNOLOGY                    | 75,707.37  |
| 1216   |   | 20,000.00  |
|        | JUSTICE COURT TECHNOLOGY                    | 20,000.00  |
| 730330 |   | 20,000.00  |
|        | IT SOFTWARE                                 | 20,000.00  |
| 8591   |   | 55,707.37  |
|        | JP JUSTICE COURT TECHNOLOGY                 | 55,707.37  |
| 730100 |   | 47,018.10  |
|        | OFFICE SUPPLIES                             | 47,018.10  |
| 740510 |   | 600.00     |
|        | PROFESSIONAL DEVELOPMENT                    | 600.00     |
| 740512 |   | 56.90      |
|        | PROFESSIONAL SERVICES                       | 56.90      |
| 740530 |   | 3,462.86   |
|        | MOBILE PHONE AND DATA                       | 3,462.86   |
| 740540 |   | 385.00     |
|        | TRAVEL EXPENSE                              | 385.00     |
| 740640 |   | 1,258.15   |
|        | CONTRACT SERVICES                           | 1,258.15   |
| 740100 |   | 2,926.36   |
|        | IT HARDWARE MAINTENANCE                     | 2,926.36   |
| 217    |   | 301,996.63 |
|        | JUVENILE CASE MANAGER                       | 301,996.63 |
| 8592   |   | 301,996.63 |
|        | JP JUVENILE CASE MANAGER                    | 301,996.63 |
| 710110 |   | 201,920.53 |
|        | SALARY/REGULAR                              | 201,920.53 |
| 710130 |   | 864.29     |
|        | SALARY/OVERTIME                             | 864.29     |
| 720100 |   | 14,995.97  |
|        | SOCIAL SECURITY                             | 14,995.97  |
| 720110 |   | 58,485.20  |
|        | EMPLOYEE INSURANCE                          | 58,485.20  |
| 720120 |   | 24,881.83  |
|        | RETIREMENT                                  | 24,881.83  |
| 720140 |   | 848.81     |
|        | STATE UNEMPLOYMENT TAX                      | 848.81     |
| 218    |   | 9,388.63   |
|        | CC VITAL RECORDS PRESERVATION               | 9,388.63   |

|                                |            |
|--------------------------------|------------|
| 2300                           | 9,388.63   |
| COUNTY CLERK                   | 9,388.63   |
| 730100                         | 1,938.31   |
| OFFICE SUPPLIES                | 1,938.31   |
| 730170                         | 6,251.00   |
| BIRTH CERTIFICATES             | 6,251.00   |
| 740510                         | 600.00     |
| PROFESSIONAL DEVELOPMENT       | 600.00     |
| 740540                         | 599.32     |
| TRAVEL EXPENSE                 | 599.32     |
| 249                            | 851,091.59 |
| CONTRACT ELECTION SERVICE      | 851,091.59 |
| 2502                           | 274,643.29 |
| CONTRACT ELECTION DIRECT PAID  | 274,643.29 |
| 710110                         | 375.70     |
| SALARY/REGULAR                 | 375.70     |
| 710120                         | 170,548.00 |
| SALARY/OTHER                   | 170,548.00 |
| 730100                         | 11,270.45  |
| OFFICE SUPPLIES                | 11,270.45  |
| 730140                         | 598.35     |
| JANITOR SUPPLIES               | 598.35     |
| 730250                         | 25.93      |
| SHOP SUPPLIES                  | 25.93      |
| 730390                         | 1,000.00   |
| MEDICAL SUPPLIES               | 1,000.00   |
| 740140                         | 12.65      |
| VEHICLE MAINTENANCE            | 12.65      |
| 740512                         | 79,257.00  |
| PROFESSIONAL SERVICES          | 79,257.00  |
| 740540                         | 3,469.63   |
| TRAVEL EXPENSE                 | 3,469.63   |
| 740656                         | 1,600.00   |
| RENT AND LEASES                | 1,600.00   |
| 740694                         | 762.42     |
| FOOD SERVICE                   | 762.42     |
| 730101                         | 5,723.16   |
| FOOD SUPPLIES                  | 5,723.16   |
| 2503                           | 576,448.30 |
| CONTRACT ELECTION MOCO PAYABLE | 576,448.30 |
| 710110                         | 221,528.74 |
| SALARY/REGULAR                 | 221,528.74 |
| 710130                         | 109,093.68 |
| SALARY/OVERTIME                | 109,093.68 |
| 720100                         | 24,791.37  |
| SOCIAL SECURITY                | 24,791.37  |
| 720110                         | 42,899.23  |
| EMPLOYEE INSURANCE             | 42,899.23  |
| 720120                         | 29,733.31  |
| RETIREMENT                     | 29,733.31  |
| 720140                         | 830.58     |
| STATE UNEMPLOYMENT TAX         | 830.58     |
| 730100                         | 74,664.56  |
| OFFICE SUPPLIES                | 74,664.56  |

|   |               |
|---|---------------|
| 730210  | 2,521.10      |
| DATA PROCESSING SUPPLIES                        | 2,521.10      |
| 730250  | 99.96         |
| SHOP SUPPLIES                                   | 99.96         |
| 730320  | 171.93        |
| IT HARDWARE                                     | 171.93        |
| 740140  | 56.23         |
| VEHICLE MAINTENANCE                             | 56.23         |
| 740512  | 40,621.26     |
| PROFESSIONAL SERVICES                           | 40,621.26     |
| 740530  | 3,028.38      |
| MOBILE PHONE AND DATA                           | 3,028.38      |
| 740540  | 202.57        |
| TRAVEL EXPENSE                                  | 202.57        |
| 740570  | 837.00        |
| ADVERTISING                                     | 837.00        |
| 740580  | 19,011.50     |
| PRINTING  | 19,011.50     |
| 740660  | 1,476.29      |
| EQUIPMENT RENTAL                                | 1,476.29      |
| 750400  | 4,707.75      |
| CAPITAL OUTLAY-FURNITURE FIXTURES AND EQUIPMENT | 4,707.75      |
| 730101  | 172.86        |
| FOOD SUPPLIES                                   | 172.86        |
| GRANTS  | 42,682,273.24 |
| 1220  | 626,611.88    |
| GRANTS  | 626,611.88    |
| 770100  | 626,611.88    |
| TRANSFERS OUT                                   | 626,611.88    |
| 2000  | 10,085,451.81 |
| COUNTY JUDGE                                    | 10,085,451.81 |
| 710110  | 25,273.45     |
| SALARY/REGULAR                                  | 25,273.45     |
| 710130  | 11,887.62     |
| SALARY/OVERTIME                                 | 11,887.62     |
| 720100  | 2,809.79      |
| SOCIAL SECURITY                                 | 2,809.79      |
| 720110  | 2,652.51      |
| EMPLOYEE INSURANCE                              | 2,652.51      |
| 720120  | 1,756.30      |
| RETIREMENT                                      | 1,756.30      |
| 720140  | 83.92         |
| STATE UNEMPLOYMENT TAX                          | 83.92         |
| 730100  | 10,344.50     |
| OFFICE SUPPLIES                                 | 10,344.50     |
| 730140  | 32,957.74     |
| JANITOR SUPPLIES                                | 32,957.74     |
| 730220  | 19,856.78     |
| REPLACEMENTS                                    | 19,856.78     |
| 730320  | 1,741,700.72  |
| IT HARDWARE                                     | 1,741,700.72  |
| 730330  | 51,694.27     |
| IT SOFTWARE                                     | 51,694.27     |

|                             |               |
|-----------------------------|---------------|
| 730390                      |               |
| MEDICAL SUPPLIES            | 564,551.35    |
| 740512                      | 564,551.35    |
| PROFESSIONAL SERVICES       | 3,081.57      |
| 740540                      | 3,081.57      |
| TRAVEL EXPENSE              | 329.39        |
| 740560                      | 329.39        |
| TRANSPORTATION              | 7,000.00      |
| 740640                      | 7,000.00      |
| CONTRACT SERVICES           | 7,476,671.00  |
| 740660                      | 7,476,671.00  |
| EQUIPMENT RENTAL            | 12,034.12     |
| 740694                      | 12,034.12     |
| FOOD SERVICE                | 646.30        |
| 740750                      | 646.30        |
| REMODEL                     | 129.60        |
| 740970                      | 129.60        |
| FREIGHT AND HANDLING        | 571.46        |
| 750300                      | 571.46        |
| CAPITAL OUTLAY-BUILDING     | 25,325.42     |
| 750600                      | 25,325.42     |
| CAPITAL OUTLAY-VEHICLES     | 94,094.00     |
| 2600                        | 94,094.00     |
| INFORMATION TECHNOLOGY      | 940,969.66    |
| 730320                      | 940,969.66    |
| IT HARDWARE                 | 838,502.85    |
| 730330                      | 838,502.85    |
| IT SOFTWARE                 | 102,466.81    |
| 2800                        | 102,466.81    |
| COUNTY ATTORNEY             | 15,570,140.86 |
| 710110                      | 15,570,140.86 |
| SALARY/REGULAR              | 19,023.33     |
| 710140                      | 19,023.33     |
| SALARY/CELL PHONE ALLOWANCE | 29.08         |
| 720100                      | 29.08         |
| SOCIAL SECURITY             | 1,459.23      |
| 720110                      | 1,459.23      |
| EMPLOYEE INSURANCE          | 52,825.87     |
| 720120                      | 52,825.87     |
| RETIREMENT                  | -             |
| 720140                      | -             |
| STATE UNEMPLOYMENT TAX      | -             |
| 730100                      | -             |
| OFFICE SUPPLIES             | -             |
| 730120                      | -             |
| BOOK SUPPLEMENTS            | -             |
| 740220                      | -             |
| LEGAL/LITIGATION COSTS      | -             |
| 740510                      | -             |
| PROFESSIONAL DEVELOPMENT    | -             |
| 740512                      | -             |
| PROFESSIONAL SERVICES       | 15,468,594.36 |
| 740530                      | 15,468,594.36 |
| MOBILE PHONE AND DATA       | 13,317.92     |
|                             | 13,317.92     |

|                                   |              |
|-----------------------------------|--------------|
| 740540                            |              |
| TRAVEL EXPENSE                    | -            |
| 750300                            |              |
| CAPITAL OUTLAY-BUILDING           | 14,891.07    |
| 3200                              | 14,891.07    |
| OTHER                             | 20,113.49    |
| 740640                            | 20,113.49    |
| CONTRACT SERVICES                 | 20,113.49    |
| 3210                              | 20,113.49    |
| NON-DEPARTMENTAL                  | -            |
| 740512                            | -            |
| PROFESSIONAL SERVICES             | -            |
| 740620                            | -            |
| ELECTRICITY                       | -            |
| 4100                              |              |
| ANIMAL SERVICES                   | 6,973.72     |
| 730100                            | 6,973.72     |
| OFFICE SUPPLIES                   | 3,999.35     |
| 730390                            | 3,999.35     |
| MEDICAL SUPPLIES                  | 2,974.37     |
| 4200                              | 2,974.37     |
| FORENSIC SERVICES                 | 6,600.00     |
| 740510                            | 6,600.00     |
| PROFESSIONAL DEVELOPMENT          | 100.00       |
| 740640                            | 100.00       |
| CONTRACT SERVICES                 | 6,500.00     |
| 4300                              | 6,500.00     |
| MCCD-COUNTY APPROPRIATIONS (CDBG) | 5,406,297.02 |
| 710100                            | 5,406,297.02 |
| SALARY/OFFICIAL-DEPARTMENT HEAD   | 130,625.58   |
| 710110                            | 130,625.58   |
| SALARY/REGULAR                    | 248,719.34   |
| 710140                            | 248,719.34   |
| SALARY/CELL PHONE ALLOWANCE       | 941.57       |
| 720100                            | 941.57       |
| SOCIAL SECURITY                   | 27,968.95    |
| 720110                            | 27,968.95    |
| EMPLOYEE INSURANCE                | 58,937.35    |
| 720120                            | 58,937.35    |
| RETIREMENT                        | 46,661.07    |
| 720140                            | 46,661.07    |
| STATE UNEMPLOYMENT TAX            | 959.66       |
| 730100                            | 959.66       |
| OFFICE SUPPLIES                   | 2,513.61     |
| 730110                            | 2,513.61     |
| POSTAGE                           | 89.46        |
| 740420                            | 89.46        |
| COURIER SERVICE                   | 54.49        |
| 740510                            | 54.49        |
| PROFESSIONAL DEVELOPMENT          | 1,207.10     |
| 740512                            | 1,207.10     |
| PROFESSIONAL SERVICES             | 3,112,508.86 |
| 740530                            | 3,112,508.86 |
| MOBILE PHONE AND DATA             | (3.86)       |
|                                   | (3.86)       |



|                          |              |
|--------------------------|--------------|
| 740540                   |              |
| TRAVEL EXPENSE           | 7,740.67     |
| 740570                   | 7,740.67     |
| ADVERTISING              | 6,929.30     |
| 740580                   | 6,929.30     |
| PRINTING                 | 19.95        |
| 740640                   | 19.95        |
| CONTRACT SERVICES        | 1,371,067.05 |
| 740656                   | 1,371,067.05 |
| RENT AND LEASES          | 385,977.08   |
| 740660                   | 385,977.08   |
| EQUIPMENT RENTAL         | 2,555.96     |
| 740820                   | 2,555.96     |
| DEMOLITION               | 198.83       |
| 740100                   | 198.83       |
| IT HARDWARE MAINTENANCE  | 625.00       |
| 4500                     | 625.00       |
| MEMORIAL LIBRARY         | 46,408.76    |
| 730220                   | 46,408.76    |
| REPLACEMENTS             | 46,408.76    |
| 5000                     | 46,408.76    |
| AIRPORT                  | 182,840.43   |
| 750800                   | 182,840.43   |
| MAJOR PROJECTS           | 182,840.43   |
| 5100                     | 182,840.43   |
| DISTRICT ATTORNEY        | 605,777.56   |
| 710110                   | 605,777.56   |
| SALARY/REGULAR           | 256,715.58   |
| 710130                   | 256,715.58   |
| SALARY/OVERTIME          | 101,612.00   |
| 710150                   | 101,612.00   |
| SALARY/SPECIAL PAY       | 22,475.00    |
| 720100                   | 22,475.00    |
| SOCIAL SECURITY          | 28,241.02    |
| 720110                   | 28,241.02    |
| EMPLOYEE INSURANCE       | 40,265.59    |
| 720120                   | 40,265.59    |
| RETIREMENT               | 45,205.37    |
| 720130                   | 45,205.37    |
| WORKERS COMPENSATION     | 3,512.10     |
| 720140                   | 3,512.10     |
| STATE UNEMPLOYMENT TAX   | 880.88       |
| 730100                   | 880.88       |
| OFFICE SUPPLIES          | 8,257.16     |
| 740120                   | 8,257.16     |
| MEDICAL SERVICES         | 1,620.00     |
| 740510                   | 1,620.00     |
| PROFESSIONAL DEVELOPMENT | 735.00       |
| 740512                   | 735.00       |
| PROFESSIONAL SERVICES    | 56,146.34    |
| 740530                   | 56,146.34    |
| MOBILE PHONE AND DATA    | 82.25        |
| 740540                   | 82.25        |
| TRAVEL EXPENSE           | 444.77       |
|                          | 444.77       |

|  |              |
|--|--------------|
| 740640   |              |
| CONTRACT SERVICES                                  | 39,584.50    |
| 5200   | 39,584.50    |
| OFFICE OF HOMELAND SECURITY & EMERGENCY MANAGEMENT | 4,903,217.26 |
| 710110   | 4,903,217.26 |
| SALARY/REGULAR                                     | 120,123.68   |
| 720100   | 120,123.68   |
| SOCIAL SECURITY                                    | 8,836.90     |
| 720110   | 8,836.90     |
| EMPLOYEE INSURANCE                                 | 34,591.72    |
| 720120   | 34,591.72    |
| RETIREMENT   | 14,739.23    |
| 720130   | 14,739.23    |
| WORKERS COMPENSATION                               | 428.12       |
| 720140   | 428.12       |
| STATE UNEMPLOYMENT TAX                             | 382.13       |
| 730100   | 382.13       |
| OFFICE SUPPLIES                                    | 199,903.58   |
| 730140   | 199,903.58   |
| JANITOR SUPPLIES                                   | 65,609.33    |
| 730220   | 65,609.33    |
| REPLACEMENTS                                       | 10,723.38    |
| 730240   | 10,723.38    |
| FUEL   | 20.00        |
| 730260   | 20.00        |
| VEHICLE SUPPLIES                                   | 2,358.25     |
| 730270   | 2,358.25     |
| LAW ENFORCEMENT SPECIFIC SUPPLIES                  | 31,900.00    |
| 730300   | 31,900.00    |
| COMMUNITY AWARENESS SUPPLIES                       | 700.36       |
| 730330   | 700.36       |
| IT SOFTWARE  | 13,273.12    |
| 730390   | 13,273.12    |
| MEDICAL SUPPLIES                                   | 390,018.61   |
| 740510   | 390,018.61   |
| PROFESSIONAL DEVELOPMENT                           | 1,378.76     |
| 740512   | 1,378.76     |
| PROFESSIONAL SERVICES                              | 244,485.37   |
| 740530   | 244,485.37   |
| MOBILE PHONE AND DATA                              | 7,049.63     |
| 740540   | 7,049.63     |
| TRAVEL EXPENSE                                     | 21,435.66    |
| 740640   | 21,435.66    |
| CONTRACT SERVICES                                  | 152,473.64   |
| 740656   | 152,473.64   |
| RENT AND LEASES                                    | 155,830.00   |
| 740660   | 155,830.00   |
| EQUIPMENT RENTAL                                   | 6,612.42     |
| 740694   | 6,612.42     |
| FOOD SERVICE                                       | 7,237.68     |
| 740750   | 7,237.68     |
| REMODEL  | 487.50       |
| 740820   | 487.50       |
| DEMOLITION   | 90,812.95    |
|  | 90,812.95    |

|   |              |
|---|--------------|
| 740970  | 2,639.72     |
| FREIGHT AND HANDLING                            | 2,639.72     |
| 750300  | 2,083,164.40 |
| CAPITAL OUTLAY-BUILDING                         | 2,083,164.40 |
| 750400  | 1,155,910.05 |
| CAPITAL OUTLAY-FURNITURE FIXTURES AND EQUIPMENT | 1,155,910.05 |
| 750600  | 78,251.07    |
| CAPITAL OUTLAY-VEHICLES                         | 78,251.07    |
| 750100  | 1,840.00     |
| CAPITAL OUTLAY-CAPITAL IMPROVEMENT PLAN         | 1,840.00     |
| 5400  | 1,875,854.36 |
| JUVENILE PROBATION-ADMINISTRATIVE               | 1,875,854.36 |
| 710110  | 790,953.20   |
| SALARY/REGULAR                                  | 790,953.20   |
| 710140  | 481.44       |
| SALARY/CELL PHONE ALLOWANCE                     | 481.44       |
| 720100  | 58,844.40    |
| SOCIAL SECURITY                                 | 58,844.40    |
| 720110  | 190,806.78   |
| EMPLOYEE INSURANCE                              | 190,806.78   |
| 720120  | 97,107.67    |
| RETIREMENT                                      | 97,107.67    |
| 720140  | 2,952.76     |
| STATE UNEMPLOYMENT TAX                          | 2,952.76     |
| 730100  | 46,429.84    |
| OFFICE SUPPLIES                                 | 46,429.84    |
| 730120  | 48.93        |
| BOOK SUPPLEMENTS                                | 48.93        |
| 730240  | 1,224.95     |
| FUEL  | 1,224.95     |
| 730260  | 25.28        |
| VEHICLE SUPPLIES                                | 25.28        |
| 730320  | 9,070.07     |
| IT HARDWARE                                     | 9,070.07     |
| 730390  | 6,410.08     |
| MEDICAL SUPPLIES                                | 6,410.08     |
| 740120  | 20.85        |
| MEDICAL SERVICES                                | 20.85        |
| 740140  | 27.25        |
| VEHICLE MAINTENANCE                             | 27.25        |
| 740210  | 7,575.00     |
| PSYCHOLOGICAL/PSYCHIATRIC SERVICE               | 7,575.00     |
| 740400  | 4,750.00     |
| AUDIT   | 4,750.00     |
| 740420  | 13.34        |
| COURIER SERVICE                                 | 13.34        |
| 740510  | 8,347.00     |
| PROFESSIONAL DEVELOPMENT                        | 8,347.00     |
| 740512  | 66,481.24    |
| PROFESSIONAL SERVICES                           | 66,481.24    |
| 740516  | 30,653.70    |
| PROFESSIONAL SERVICES-URINALYSIS                | 30,653.70    |
| 740518  | 18,476.00    |
| PROFESSIONAL SERVICES-POLYGRAPH                 | 18,476.00    |

|   |  |            |
|---|--|------------|
| 740530  |  | 10,689.20  |
| MOBILE PHONE AND DATA                           |  | 10,689.20  |
| 740540  |  | 9,252.23   |
| TRAVEL EXPENSE                                  |  | 9,252.23   |
| 740580  |  | 1,399.55   |
| PRINTING  |  | 1,399.55   |
| 740790  |  | 26,868.47  |
| ELECTRONIC MONITORING                           |  | 26,868.47  |
| 740800  |  | 68,845.71  |
| PURCHASED RESIDENTIAL SERVICE-INTERNAL CONT     |  | 68,845.71  |
| 740810  |  | 418,098.92 |
| PURCHASED RESIDENTIAL SERVICE-EXTERNAL CONT     |  | 418,098.92 |
| 740250  |  | 0.50       |
| PENALTY/LATE CHARGE                             |  | 0.50       |
| 5401  |  | 970,249.10 |
| JUVENILE PROBATION-DETENTION                    |  | 970,249.10 |
| 710110  |  | 298,221.11 |
| SALARY/REGULAR                                  |  | 298,221.11 |
| 710130  |  | 10,373.44  |
| SALARY/OVERTIME                                 |  | 10,373.44  |
| 720100  |  | 23,221.27  |
| SOCIAL SECURITY                                 |  | 23,221.27  |
| 720110  |  | 79,869.11  |
| EMPLOYEE INSURANCE                              |  | 79,869.11  |
| 720120  |  | 37,864.34  |
| RETIREMENT                                      |  | 37,864.34  |
| 720140  |  | 1,149.06   |
| STATE UNEMPLOYMENT TAX                          |  | 1,149.06   |
| 730100  |  | 21,492.09  |
| OFFICE SUPPLIES                                 |  | 21,492.09  |
| 730310  |  | 815.00     |
| UNIFORMS  |  | 815.00     |
| 740210  |  | 7,157.50   |
| PSYCHOLOGICAL/PSYCHIATRIC SERVICE               |  | 7,157.50   |
| 740512  |  | 489,094.18 |
| PROFESSIONAL SERVICES                           |  | 489,094.18 |
| 740694  |  | 992.00     |
| FOOD SERVICE                                    |  | 992.00     |
| 6000  |  | 157,095.02 |
| SHERIFF   |  | 157,095.02 |
| 710130  |  | 1,344.58   |
| SALARY/OVERTIME                                 |  | 1,344.58   |
| 720100  |  | 96.10      |
| SOCIAL SECURITY                                 |  | 96.10      |
| 720120  |  | 164.98     |
| RETIREMENT                                      |  | 164.98     |
| 730140  |  | 7,609.88   |
| JANITOR SUPPLIES                                |  | 7,609.88   |
| 730390  |  | 104,280.89 |
| MEDICAL SUPPLIES                                |  | 104,280.89 |
| 750400  |  | 43,598.59  |
| CAPITAL OUTLAY-FURNITURE FIXTURES AND EQUIPMENT |  | 43,598.59  |
| 6200  |  | 49,460.65  |
| SHERIFF CID                                     |  | 49,460.65  |

|                                   |            |
|-----------------------------------|------------|
| 710110                            | 31,674.16  |
| SALARY/REGULAR                    | 31,674.16  |
| 720100                            | 2,411.61   |
| SOCIAL SECURITY                   | 2,411.61   |
| 720110                            | 7,626.22   |
| EMPLOYEE INSURANCE                | 7,626.22   |
| 720120                            | 3,886.41   |
| RETIREMENT                        | 3,886.41   |
| 720130                            | 62.03      |
| WORKERS COMPENSATION              | 62.03      |
| 720140                            | 138.30     |
| STATE UNEMPLOYMENT TAX            | 138.30     |
| 730100                            | 3,661.92   |
| OFFICE SUPPLIES                   | 3,661.92   |
| 6202                              | 89,897.49  |
| SHERIFF ORGANIZED CRIME           | 89,897.49  |
| 710130                            | 54,157.86  |
| SALARY/OVERTIME                   | 54,157.86  |
| 720100                            | 4,026.51   |
| SOCIAL SECURITY                   | 4,026.51   |
| 720110                            | -          |
| EMPLOYEE INSURANCE                | -          |
| 720120                            | 6,645.15   |
| RETIREMENT                        | 6,645.15   |
| 720130                            | -          |
| WORKERS COMPENSATION              | -          |
| 730100                            | 10,682.17  |
| OFFICE SUPPLIES                   | 10,682.17  |
| 730270                            | 145.98     |
| LAW ENFORCEMENT SPECIFIC SUPPLIES | 145.98     |
| 740540                            | 1,660.82   |
| TRAVEL EXPENSE                    | 1,660.82   |
| 740660                            | 12,579.00  |
| EQUIPMENT RENTAL                  | 12,579.00  |
| 6300                              | 64,956.13  |
| SHERIFF PATROL                    | 64,956.13  |
| 710130                            | 53,336.05  |
| SALARY/OVERTIME                   | 53,336.05  |
| 720100                            | 4,021.38   |
| SOCIAL SECURITY                   | 4,021.38   |
| 720120                            | 6,544.35   |
| RETIREMENT                        | 6,544.35   |
| 720130                            | 1,054.35   |
| WORKERS COMPENSATION              | 1,054.35   |
| 6302                              | 634,100.82 |
| SHERIFF PATROL WEST               | 634,100.82 |
| 710110                            | 286,833.89 |
| SALARY/REGULAR                    | 286,833.89 |
| 720100                            | 21,633.54  |
| SOCIAL SECURITY                   | 21,633.54  |
| 720110                            | 46,144.03  |
| EMPLOYEE INSURANCE                | 46,144.03  |
| 720120                            | 35,194.41  |
| RETIREMENT                        | 35,194.41  |

|                        |  |            |
|------------------------|--|------------|
| 720130                 |  | 5,232.69   |
| WORKERS COMPENSATION   |  | 5,232.69   |
| 720140                 |  | 577.79     |
| STATE UNEMPLOYMENT TAX |  | 577.79     |
| 730100                 |  | 1,673.81   |
| OFFICE SUPPLIES        |  | 1,673.81   |
| 730240                 |  | 577.95     |
| FUEL                   |  | 577.95     |
| 730330                 |  | 8,793.84   |
| IT SOFTWARE            |  | 8,793.84   |
| 740140                 |  | 15,672.39  |
| VEHICLE MAINTENANCE    |  | 15,672.39  |
| 740530                 |  | 4,737.80   |
| MOBILE PHONE AND DATA  |  | 4,737.80   |
| 740540                 |  | 2,156.94   |
| TRAVEL EXPENSE         |  | 2,156.94   |
| 740580                 |  | 52.46      |
| PRINTING               |  | 52.46      |
| 740620                 |  | 3,692.78   |
| ELECTRICITY            |  | 3,692.78   |
| 740640                 |  | 199,056.50 |
| CONTRACT SERVICES      |  | 199,056.50 |
| 740660                 |  | 2,070.00   |
| EQUIPMENT RENTAL       |  | 2,070.00   |
| 7100                   |  | 14,872.70  |
| CONSTABLE PRECINCT 1   |  | 14,872.70  |
| 710130                 |  | 6,924.24   |
| SALARY/OVERTIME        |  | 6,924.24   |
| 720100                 |  | 511.56     |
| SOCIAL SECURITY        |  | 511.56     |
| 720120                 |  | 849.57     |
| RETIREMENT             |  | 849.57     |
| 720130                 |  | 140.63     |
| WORKERS COMPENSATION   |  | 140.63     |
| 730100                 |  | 6,446.70   |
| OFFICE SUPPLIES        |  | 6,446.70   |
| 7300                   |  | 587.27     |
| CONSTABLE PRECINCT 3   |  | 587.27     |
| 730280                 |  | 587.27     |
| CANINE EXPENSES        |  | 587.27     |
| 7400                   |  | 6,795.06   |
| CONSTABLE PRECINCT 4   |  | 6,795.06   |
| 710130                 |  | 4,298.70   |
| SALARY/OVERTIME        |  | 4,298.70   |
| 720100                 |  | 322.10     |
| SOCIAL SECURITY        |  | 322.10     |
| 720120                 |  | 527.46     |
| RETIREMENT             |  | 527.46     |
| 720130                 |  | 76.80      |
| WORKERS COMPENSATION   |  | 76.80      |
| 730100                 |  | 1,570.00   |
| OFFICE SUPPLIES        |  | 1,570.00   |
| 7500                   |  | 51,950.61  |
| CONSTABLE PRECINCT 5   |  | 51,950.61  |

|                                   |            |
|-----------------------------------|------------|
| 710130                            |            |
| SALARY/OVERTIME                   | 7,985.79   |
| 720100                            | 7,985.79   |
| SOCIAL SECURITY                   | 598.03     |
| 720120                            | 598.03     |
| RETIREMENT                        | 979.84     |
| 720130                            | 979.84     |
| WORKERS COMPENSATION              | 178.79     |
| 730100                            | 178.79     |
| OFFICE SUPPLIES                   | 28,513.92  |
| 730270                            | 28,513.92  |
| LAW ENFORCEMENT SPECIFIC SUPPLIES | 5,894.24   |
| 740510                            | 5,894.24   |
| PROFESSIONAL DEVELOPMENT          | 7,800.00   |
| 8340                              | 7,800.00   |
| 359TH DISTRICT COURT              | 146,997.43 |
| 710110                            | 146,997.43 |
| SALARY/REGULAR                    | 55,712.51  |
| 720100                            | 55,712.51  |
| SOCIAL SECURITY                   | 3,885.06   |
| 720110                            | 3,885.06   |
| EMPLOYEE INSURANCE                | 11,787.47  |
| 720120                            | 11,787.47  |
| RETIREMENT                        | 6,836.00   |
| 720140                            | 6,836.00   |
| STATE UNEMPLOYMENT TAX            | 180.54     |
| 730100                            | 180.54     |
| OFFICE SUPPLIES                   | 656.20     |
| 740510                            | 656.20     |
| PROFESSIONAL DEVELOPMENT          | 1,420.00   |
| 740512                            | 1,420.00   |
| PROFESSIONAL SERVICES             | 64,430.45  |
| 740540                            | 64,430.45  |
| TRAVEL EXPENSE                    | 2,089.20   |
| 9300                              | 2,089.20   |
| COMMISSIONER PRECINCT 3           | 79,604.00  |
| 730100                            | 79,604.00  |
| OFFICE SUPPLIES                   | 72,239.00  |
| 730330                            | 72,239.00  |
| IT SOFTWARE                       | 7,365.00   |
| 9400                              | 7,365.00   |
| COMMISSIONER PRECINCT 4           | 138,450.15 |
| 730100                            | 138,450.15 |
| OFFICE SUPPLIES                   | 4,947.75   |
| 740570                            | 4,947.75   |
| ADVERTISING                       | 306.00     |
| 750800                            | 306.00     |
| MAJOR PROJECTS                    | 133,196.40 |
| 750900                            | 133,196.40 |
| HAVA                              | 97,977.77  |
| 2500                              | 97,977.77  |
| ELECTIONS ADMINISTRATOR           | 97,977.77  |
| 730100                            | 97,977.77  |
| OFFICE SUPPLIES                   | 8,437.05   |
|                                   | 8,437.05   |

|                             |  |               |
|-----------------------------|--|---------------|
| 730140                      |  | 3,567.52      |
| JANITOR SUPPLIES            |  | 3,567.52      |
| 730210                      |  | 8,576.25      |
| DATA PROCESSING SUPPLIES    |  | 8,576.25      |
| 730250                      |  | 1,639.53      |
| SHOP SUPPLIES               |  | 1,639.53      |
| 730320                      |  | 33,410.50     |
| IT HARDWARE                 |  | 33,410.50     |
| 730390                      |  | 1,821.31      |
| MEDICAL SUPPLIES            |  | 1,821.31      |
| 740512                      |  | 36,295.61     |
| PROFESSIONAL SERVICES       |  | 36,295.61     |
| 740580                      |  | 4,230.00      |
| PRINTING                    |  | 4,230.00      |
| 300                         |  | 36,945,029.44 |
| DEBT SERVICE                |  | 36,945,029.44 |
| 3290                        |  | 36,945,029.44 |
| DEBT SERVICE                |  | 36,945,029.44 |
| 780100                      |  | 12,970,000.00 |
| PRINCIPAL RETIREMENT        |  | 12,970,000.00 |
| 780200                      |  | 23,975,029.44 |
| INTEREST AND FISCAL CHARGES |  | 23,975,029.44 |
| 323                         |  | 210,644.21    |
| GL CONVERSION               |  | 210,644.21    |
| 3333                        |  | 210,644.21    |
| GL CONVERSION               |  | 210,644.21    |
| 730100                      |  | -             |
| OFFICE SUPPLIES             |  | -             |
| 770100                      |  | 210,644.21    |
| TRANSFERS OUT               |  | 210,644.21    |
| 340                         |  |               |
| GASB 34 CONVERSION          |  |               |
| 3210                        |  | -             |
| NON-DEPARTMENTAL            |  | -             |
| 750200                      |  | -             |
| CAPITAL OUTLAY-LAND         |  | -             |
| 5000                        |  | -             |
| AIRPORT                     |  | -             |
| 750800                      |  | -             |
| MAJOR PROJECTS              |  | -             |
| 6000                        |  | -             |
| SHERIFF                     |  | -             |
| 750800                      |  | -             |
| MAJOR PROJECTS              |  | -             |
| 9100                        |  | -             |
| COMMISSIONER PRECINCT 1     |  | -             |
| 750800                      |  | -             |
| MAJOR PROJECTS              |  | -             |
| 9200                        |  | -             |
| COMMISSIONER PRECINCT 2     |  | -             |
| 750800                      |  | -             |
| MAJOR PROJECTS              |  | -             |
| 9300                        |  | -             |
| COMMISSIONER PRECINCT 3     |  | -             |



|   |               |
|---|---------------|
| 750800  | -             |
| MAJOR PROJECTS                                  | -             |
| 9400  | -             |
| COMMISSIONER PRECINCT 4                         | -             |
| 750800  | -             |
| MAJOR PROJECTS                                  | -             |
| 1000  | 12,935,586.03 |
| LOCAL CAPITAL PROJECTS                          | 12,935,586.03 |
| 1400  | 12,935,586.03 |
| LOCAL CAPITAL PROJECTS                          | 12,935,586.03 |
| 730320  | 464.70        |
| IT HARDWARE                                     | 464.70        |
| 730330  | 22,730.00     |
| IT SOFTWARE                                     | 22,730.00     |
| 740110  | 631,980.88    |
| IT SOFTWARE MAINTENANCE                         | 631,980.88    |
| 740512  | 798,226.04    |
| PROFESSIONAL SERVICES                           | 798,226.04    |
| 750200  | 1,299,773.38  |
| CAPITAL OUTLAY-LAND                             | 1,299,773.38  |
| 750300  | 47,009.17     |
| CAPITAL OUTLAY-BUILDING                         | 47,009.17     |
| 750400  | 2,974,676.41  |
| CAPITAL OUTLAY-FURNITURE FIXTURES AND EQUIPMENT | 2,974,676.41  |
| 750500  | 1,600,087.09  |
| CAPITAL OUTLAY-INTANGIBLES                      | 1,600,087.09  |
| 750800  | 5,560,638.36  |
| MAJOR PROJECTS                                  | 5,560,638.36  |
| 1402  | 580,605.26    |
| C/P CERTIFICATES OF OBLIGATION 2012             | 580,605.26    |
| 1402  | 580,605.26    |
| C/P CERTIFICATES OF OBLIGATION 2012             | 580,605.26    |
| 740512  | 364,928.73    |
| PROFESSIONAL SERVICES                           | 364,928.73    |
| 750800  | 215,676.53    |
| MAJOR PROJECTS                                  | 215,676.53    |
| 404   | 900,576.88    |
| C/P ROAD BONDS 2016                             | 900,576.88    |
| 1903  | 900,576.88    |
| CAPITAL ROAD PROJECTS                           | 900,576.88    |
| 750800  | 900,576.88    |
| MAJOR PROJECTS                                  | 900,576.88    |
| 405   | 8,258,866.58  |
| C/P ROAD BONDS 2016A                            | 8,258,866.58  |
| 1903  | 8,258,866.58  |
| CAPITAL ROAD PROJECTS                           | 8,258,866.58  |
| 740512  | (0.00)        |
| PROFESSIONAL SERVICES                           | (0.00)        |
| 740640  | -             |
| CONTRACT SERVICES                               | -             |
| 740920  | -             |
| APPRAISALS                                      | -             |
| 750200  | -             |
| CAPITAL OUTLAY-LAND                             | -             |

|   |  |               |
|---|--|---------------|
| 750800  |  | 8,258,866.58  |
| MAJOR PROJECTS                                  |  | 8,258,866.58  |
| 106   |  | 9,452,642.64  |
| C/P ROAD BONDS 2018                             |  | 9,452,642.64  |
| 1903  |  | 9,452,642.64  |
| CAPITAL ROAD PROJECTS                           |  | 9,452,642.64  |
| 740512  |  | 1,790.00      |
| PROFESSIONAL SERVICES                           |  | 1,790.00      |
| 750200  |  | 685,000.75    |
| CAPITAL OUTLAY-LAND                             |  | 685,000.75    |
| 750800  |  | 8,765,851.89  |
| MAJOR PROJECTS                                  |  | 8,765,851.89  |
| 107   |  | 15,066,561.38 |
| C/P ROAD BONDS 2018B                            |  | 15,066,561.38 |
| 1903  |  | 15,066,561.38 |
| CAPITAL ROAD PROJECTS                           |  | 15,066,561.38 |
| 740650  |  | 14,270.00     |
| SIGN AND SIGNAL MAINTENANCE                     |  | 14,270.00     |
| 750200  |  | -             |
| CAPITAL OUTLAY-LAND                             |  | -             |
| 750800  |  | 15,052,291.38 |
| MAJOR PROJECTS                                  |  | 15,052,291.38 |
| 108   |  | 377,421.24    |
| C/P SHERIFF'S PROJECTS                          |  | 377,421.24    |
| 1408  |  | 377,421.24    |
| SHERIFF PROJECTS                                |  | 377,421.24    |
| 750800  |  | 377,421.24    |
| MAJOR PROJECTS                                  |  | 377,421.24    |
| 500   |  | 42,596,062.13 |
| SELF INSURANCE                                  |  | 42,596,062.13 |
| 1500  |  | -             |
| SELF INSURANCE                                  |  | -             |
| 750400  |  | -             |
| CAPITAL OUTLAY-FURNITURE FIXTURES AND EQUIPMENT |  | -             |
| 2200  |  | 843,261.30    |
| RISK MANAGEMENT                                 |  | 843,261.30    |
| 740120  |  | 843,261.30    |
| MEDICAL SERVICES                                |  | 843,261.30    |
| 2201  |  | 41,752,800.83 |
| SELF INSURANCE                                  |  | 41,752,800.83 |
| 730100  |  | 1,172.98      |
| OFFICE SUPPLIES                                 |  | 1,172.98      |
| 740120  |  | 28,294,576.46 |
| MEDICAL SERVICES                                |  | 28,294,576.46 |
| 740130  |  | 2,128,223.86  |
| PHYSICIAN SERVICES                              |  | 2,128,223.86  |
| 740190  |  | 5,842,223.35  |
| RX CLAIMS                                       |  | 5,842,223.35  |
| 740512  |  | 5,000.00      |
| PROFESSIONAL SERVICES                           |  | 5,000.00      |
| 740620  |  | 803.41        |
| ELECTRICITY                                     |  | 803.41        |
| 740640  |  | 20,686.32     |
| CONTRACT SERVICES                               |  | 20,686.32     |

|   |  |              |
|---|--|--------------|
| 740660  |  | 1,909.08     |
| EQUIPMENT RENTAL                                |  | 1,909.08     |
| 740700  |  | 1,207,862.72 |
| INSURANCE/BOND PREMIUMS                         |  | 1,207,862.72 |
| 740710  |  | 742,246.97   |
| ADMINISTRATIVE CHARGES                          |  | 742,246.97   |
| 740740  |  | 15,425.10    |
| BANK SERVICE CHARGES                            |  | 15,425.10    |
| 740910  |  | 13,149.44    |
| PCORI FEE                                       |  | 13,149.44    |
| 740940  |  | 840,810.59   |
| INSURANCE PREMIUMS                              |  | 840,810.59   |
| 740960  |  | 134,610.60   |
| PRE-CERTIFICATION/ UTILIZATION REVIEW FEES      |  | 134,610.60   |
| 740962  |  | 61,829.57    |
| EMPLOYEE ASSISTANCE PROGRAM FEES                |  | 61,829.57    |
| 740964  |  | 359,181.15   |
| PREFERRED PROVIDER ORGANIZATION FEES            |  | 359,181.15   |
| 740968  |  | 2,073,879.54 |
| STOP LOSS PREMIUMS                              |  | 2,073,879.54 |
| 750400  |  | 8,235.69     |
| CAPITAL OUTLAY-FURNITURE FIXTURES AND EQUIPMENT |  | 8,235.69     |
| 760100  |  | 974.00       |
| LOSS ON DISPOSAL                                |  | 974.00       |
| 2203  |  | -            |
| WORKERS COMPENSATION                            |  | -            |
| 740512  |  | -            |
| PROFESSIONAL SERVICES                           |  | -            |
| 740700  |  | -            |
| INSURANCE/BOND PREMIUMS                         |  | -            |
| 740710  |  | -            |
| ADMINISTRATIVE CHARGES                          |  | -            |
| 740940  |  | -            |
| INSURANCE PREMIUMS                              |  | -            |
| 740950  |  | -            |
| BONDS-NOTARIES                                  |  | -            |
| 760600  |  | -            |
| SETTLEMENT COSTS                                |  | -            |
| 501   |  | 1,005,264.25 |
| WORKERS COMPENSATION                            |  | 1,005,264.25 |
| 2203  |  | 1,005,264.25 |
| WORKERS COMPENSATION                            |  | 1,005,264.25 |
| 720130  |  | (3,801.16)   |
| WORKERS COMPENSATION                            |  | (3,801.16)   |
| 740120  |  | 741,525.41   |
| MEDICAL SERVICES                                |  | 741,525.41   |
| 740700  |  | 267,540.00   |
| INSURANCE/BOND PREMIUMS                         |  | 267,540.00   |
| 502   |  | 2,771,796.13 |
| PROPERTY/CASUALTY                               |  | 2,771,796.13 |
| 2202  |  | 2,479,899.66 |
| PROPERTY/CASUALTY                               |  | 2,479,899.66 |
| 740512  |  | 3,326.47     |
| PROFESSIONAL SERVICES                           |  | 3,326.47     |

|                             |  |              |
|-----------------------------|--|--------------|
| 740700                      |  | 73,168.00    |
| INSURANCE/BOND PREMIUMS     |  | 73,168.00    |
| 740710                      |  | 780,537.41   |
| ADMINISTRATIVE CHARGES      |  | 780,537.41   |
| 740930                      |  | 9,463.50     |
| DAMAGE REPAIRS              |  | 9,463.50     |
| 740940                      |  | 1,226,149.32 |
| INSURANCE PREMIUMS          |  | 1,226,149.32 |
| 740950                      |  | 4,573.00     |
| BONDS-NOTARIES              |  | 4,573.00     |
| 740952                      |  | 10,840.14    |
| BONDS-SURETY                |  | 10,840.14    |
| 750600                      |  | 111,596.82   |
| CAPITAL OUTLAY-VEHICLES     |  | 111,596.82   |
| 760600                      |  | 260,245.00   |
| SETTLEMENT COSTS            |  | 260,245.00   |
| 2203                        |  | 291,896.47   |
| WORKERS COMPENSATION        |  | 291,896.47   |
| 740920                      |  | 961.00       |
| APPRAISALS                  |  | 961.00       |
| 740930                      |  | 271,562.83   |
| DAMAGE REPAIRS              |  | 271,562.83   |
| 740952                      |  | 19,372.64    |
| BONDS-SURETY                |  | 19,372.64    |
| 999                         |  | 4,212,167.70 |
| DEFAULT ZONE FUND           |  | 4,212,167.70 |
| 1903                        |  | 4,212,167.70 |
| CAPITAL ROAD PROJECTS       |  | 4,212,167.70 |
| 730200                      |  | 21,377.50    |
| CRUSHED CONCRETE/REJECT     |  | 21,377.50    |
| 740512                      |  | 105,850.93   |
| PROFESSIONAL SERVICES       |  | 105,850.93   |
| 740640                      |  | -            |
| CONTRACT SERVICES           |  | -            |
| 740650                      |  | 10,730.00    |
| SIGN AND SIGNAL MAINTENANCE |  | 10,730.00    |
| 740920                      |  | -            |
| APPRAISALS                  |  | -            |
| 750200                      |  | -            |
| CAPITAL OUTLAY-LAND         |  | -            |
| 750800                      |  | 4,074,209.27 |
| MAJOR PROJECTS              |  | 4,074,209.27 |
| (blank)                     |  |              |
| (blank)                     |  |              |
| (blank)                     |  |              |
| (blank)                     |  |              |
| (blank)                     |  |              |
| (blank)                     |  |              |
| 660                         |  | 31,879.06    |
| CUSTODIAL ACCOUNTS          |  | 31,879.06    |
| 1600                        |  | 31,879.06    |
| CUSTODIAL ACCOUNTS          |  | 31,879.06    |
| 770100                      |  | 31,879.06    |
| TRANSFERS OUT               |  | 31,879.06    |

# MONTGOMERY COUNTY, TEXAS

REPORT OF EXPENDITURES  
For Year Ended September 30, 2021  
AS OF October 19, 2020

|                                   | Sum of Net Transaction Amount |
|-----------------------------------|-------------------------------|
| 100                               | 235,829.16                    |
| GENERAL OPERATIONS                | 235,829.16                    |
| 2000                              | 166.02                        |
| COUNTY JUDGE                      | 166.02                        |
| 730100                            | 166.02                        |
| OFFICE SUPPLIES                   | 166.02                        |
| 2100                              | 252.00                        |
| HUMAN RESOURCES                   | 252.00                        |
| 740640                            | 252.00                        |
| CONTRACT SERVICES                 | 252.00                        |
| 2200                              | 74.61                         |
| RISK MANAGEMENT                   | 74.61                         |
| 730100                            | 56.61                         |
| OFFICE SUPPLIES                   | 56.61                         |
| 740640                            | 18.00                         |
| CONTRACT SERVICES                 | 18.00                         |
| 2302                              | 183.80                        |
| COURT COLLECTIONS                 | 183.80                        |
| 740640                            | 183.80                        |
| CONTRACT SERVICES                 | 183.80                        |
| 2600                              | 106.65                        |
| INFORMATION TECHNOLOGY            | 106.65                        |
| 730100                            | 106.65                        |
| OFFICE SUPPLIES                   | 106.65                        |
| 2800                              | (22.78)                       |
| COUNTY ATTORNEY                   | (22.78)                       |
| 740970                            | 27.22                         |
| FREIGHT AND HANDLING              | 27.22                         |
| 790100                            | (50.00)                       |
| REIMBURSEMENTS CLEARING           | (50.00)                       |
| 3000                              | 298.67                        |
| BUILDING CUSTODIAL SERVICES       | 298.67                        |
| 730100                            | 594.72                        |
| OFFICE SUPPLIES                   | 594.72                        |
| 730250                            | (431.56)                      |
| SHOP SUPPLIES                     | (431.56)                      |
| 740140                            | 135.51                        |
| VEHICLE MAINTENANCE               | 135.51                        |
| 3100                              | 1,944.85                      |
| BUILDING MAINTENANCE/CONSTRUCTION | 1,944.85                      |
| 730220                            | 1,479.48                      |
| REPLACEMENTS                      | 1,479.48                      |
| 740620                            | 465.37                        |
| ELECTRICITY                       | 465.37                        |
| 3210                              | 414.00                        |
| NON-DEPARTMENTAL                  | 414.00                        |
| 740570                            | 414.00                        |
| ADVERTISING                       | 414.00                        |

|      |  |          |
|------|--|----------|
| 4001 |  | 450.08   |
|      | PERMITS  | 450.08   |
|      | 730100   | 450.08   |
|      | OFFICE SUPPLIES                                    | 450.08   |
| 4200 |  | 1,092.95 |
|      | FORENSIC SERVICES                                  | 1,092.95 |
|      | 740660   | 1,092.95 |
|      | EQUIPMENT RENTAL                                   | 1,092.95 |
| 4400 |  | 123.35   |
|      | CONVENTION CENTER                                  | 123.35   |
|      | 730310   | 23.35    |
|      | UNIFORMS   | 23.35    |
|      | 740640   | 100.00   |
|      | CONTRACT SERVICES                                  | 100.00   |
| 4500 |  | 1,059.82 |
|      | MEMORIAL LIBRARY                                   | 1,059.82 |
|      | 740512   | 950.00   |
|      | PROFESSIONAL SERVICES                              | 950.00   |
|      | 740540   | 109.82   |
|      | TRAVEL EXPENSE                                     | 109.82   |
| 4600 |  | 271.47   |
|      | EXTENSION AGENTS                                   | 271.47   |
|      | 740540   | 191.47   |
|      | TRAVEL EXPENSE                                     | 191.47   |
|      | 740680   | 80.00    |
|      | MEMBERSHIP/ASSOCIATION DUES                        | 80.00    |
| 5050 |  | 416.00   |
|      | CUSTOMS  | 416.00   |
|      | 740640   | 416.00   |
|      | CONTRACT SERVICES                                  | 416.00   |
| 5100 |  | 169.00   |
|      | DISTRICT ATTORNEY                                  | 169.00   |
|      | 740640   | 169.00   |
|      | CONTRACT SERVICES                                  | 169.00   |
| 5200 |  | 89.17    |
|      | OFFICE OF HOMELAND SECURITY & EMERGENCY MANAGEMENT | 89.17    |
|      | 740640   | 95.00    |
|      | CONTRACT SERVICES                                  | 95.00    |
|      | 790100   | (5.83)   |
|      | REIMBURSEMENTS CLEARING                            | (5.83)   |
| 5400 |  | 41.12    |
|      | JUVENILE PROBATION-ADMINISTRATIVE                  | 41.12    |
|      | 730100   | 2.85     |
|      | OFFICE SUPPLIES                                    | 2.85     |
|      | 730240   | 38.27    |
|      | FUEL   | 38.27    |
| 6000 |  | 531.09   |
|      | SHERIFF  | 531.09   |
|      | 730100   | 531.09   |
|      | OFFICE SUPPLIES                                    | 531.09   |
| 6100 |  | 1,340.00 |
|      | SHERIFF HOMELAND SECURITY                          | 1,340.00 |
|      | 730270   | 635.00   |
|      | LAW ENFORCEMENT SPECIFIC SUPPLIES                  | 635.00   |

|                                   |  |           |
|-----------------------------------|--|-----------|
| 740530                            |  | 705.00    |
| MOBILE PHONE AND DATA             |  | 705.00    |
| 6201                              |  | 184.00    |
| SHERIFF HOMICIDE VIOLENT CRIME    |  | 184.00    |
| 740640                            |  | 184.00    |
| CONTRACT SERVICES                 |  | 184.00    |
| 6301                              |  | 691.41    |
| SHERIFF PATROL EAST               |  | 691.41    |
| 730100                            |  | 652.89    |
| OFFICE SUPPLIES                   |  | 652.89    |
| 730270                            |  | 38.52     |
| LAW ENFORCEMENT SPECIFIC SUPPLIES |  | 38.52     |
| 6302                              |  | 729.44    |
| SHERIFF PATROL WEST               |  | 729.44    |
| 730100                            |  | 640.40    |
| OFFICE SUPPLIES                   |  | 640.40    |
| 730270                            |  | 89.04     |
| LAW ENFORCEMENT SPECIFIC SUPPLIES |  | 89.04     |
| 6402                              |  | 2,977.74  |
| SHERIFF CRIME LAB                 |  | 2,977.74  |
| 730270                            |  | 2,977.74  |
| LAW ENFORCEMENT SPECIFIC SUPPLIES |  | 2,977.74  |
| 6403                              |  | (77.34)   |
| SHERIFF FLEET                     |  | (77.34)   |
| 790100                            |  | (77.34)   |
| REIMBURSEMENTS CLEARING           |  | (77.34)   |
| 6407                              |  | 100.27    |
| SHERIFF ACADEMY                   |  | 100.27    |
| 730100                            |  | 100.27    |
| OFFICE SUPPLIES                   |  | 100.27    |
| 6601                              |  | 7,755.74  |
| SHERIFF JAIL                      |  | 7,755.74  |
| 740626                            |  | 7,300.00  |
| TELEPHONE-INMATE SERVICES         |  | 7,300.00  |
| 740660                            |  | 455.74    |
| EQUIPMENT RENTAL                  |  | 455.74    |
| 7300                              |  | 3,080.33  |
| CONSTABLE PRECINCT 3              |  | 3,080.33  |
| 730270                            |  | 2,955.33  |
| LAW ENFORCEMENT SPECIFIC SUPPLIES |  | 2,955.33  |
| 740140                            |  | 125.00    |
| VEHICLE MAINTENANCE               |  | 125.00    |
| 7400                              |  | 100.00    |
| CONSTABLE PRECINCT 4              |  | 100.00    |
| 740140                            |  | 100.00    |
| VEHICLE MAINTENANCE               |  | 100.00    |
| 7500                              |  | 943.40    |
| CONSTABLE PRECINCT 5              |  | 943.40    |
| 730270                            |  | 943.40    |
| LAW ENFORCEMENT SPECIFIC SUPPLIES |  | 943.40    |
| 8100                              |  | 67,816.25 |
| COURT OPERATIONS                  |  | 67,816.25 |
| 740170                            |  | 2,380.00  |
| PETIT JURORS                      |  | 2,380.00  |



|                                     |           |
|-------------------------------------|-----------|
| 740524                              | 10,093.75 |
| PROFESSIONAL SERVICES-INTERPRETER   | 10,093.75 |
| 740690                              | 55,342.50 |
| COURT COST                          | 55,342.50 |
| 8101                                | 96,342.85 |
| INDIGENT DEFENSE- CRIMINAL          | 96,342.85 |
| 740270                              | 61,468.00 |
| APPOINTED ATTORNEY                  | 61,468.00 |
| 740290                              | 562.54    |
| OTHER LITIGATION-APPOINTED ATTORNEY | 562.54    |
| 740370                              | 16,666.66 |
| APPOINTED ATTORNEY-JUVENILE         | 16,666.66 |
| 740460                              | 5,401.65  |
| INVESTIGATOR                        | 5,401.65  |
| 740470                              | 10,846.00 |
| EXPERT WITNESS                      | 10,846.00 |
| 740484                              | 1,398.00  |
| COURT REPORTER TRANSCRIPT           | 1,398.00  |
| 8102                                | 39,608.82 |
| INDIGENT DEFENSE- CIVIL             | 39,608.82 |
| 740270                              | 7,891.66  |
| APPOINTED ATTORNEY                  | 7,891.66  |
| 740290                              | 2.06      |
| OTHER LITIGATION-APPOINTED ATTORNEY | 2.06      |
| 740310                              | 31,619.25 |
| APPOINTED ATTORNEY-CIVIL            | 31,619.25 |
| 740540                              | 95.85     |
| TRAVEL EXPENSE                      | 95.85     |
| 8103                                | 60.35     |
| OFFICE OF COURT ADMIN               | 60.35     |
| 730100                              | 60.35     |
| OFFICE SUPPLIES                     | 60.35     |
| 8250                                | 15.29     |
| COUNTY COURT AT LAW-5               | 15.29     |
| 730100                              | 15.29     |
| OFFICE SUPPLIES                     | 15.29     |
| 8310                                | 4.89      |
| 9TH DISTRICT COURT                  | 4.89      |
| 730100                              | 4.89      |
| OFFICE SUPPLIES                     | 4.89      |
| 8320                                | 89.79     |
| 221ST DISTRICT COURT                | 89.79     |
| 740640                              | 89.79     |
| CONTRACT SERVICES                   | 89.79     |
| 8340                                | 24.77     |
| 359TH DISTRICT COURT                | 24.77     |
| 740640                              | 24.77     |
| CONTRACT SERVICES                   | 24.77     |
| 8370                                | 750.00    |
| 435TH DISTRICT COURT                | 750.00    |
| 740640                              | 750.00    |
| CONTRACT SERVICES                   | 750.00    |
| 8401                                | 770.00    |
| DRUG COURT                          | 770.00    |



|                             |            |
|-----------------------------|------------|
| 740512                      | 770.00     |
| PROFESSIONAL SERVICES       | 770.00     |
| 8402                        | 2,062.50   |
| DRUG COURT-DWI COURT        | 2,062.50   |
| 740512                      | 2,062.50   |
| PROFESSIONAL SERVICES       | 2,062.50   |
| 8510                        | 1,628.96   |
| JUSTICE OF PEACE PRECINCT 1 | 1,628.96   |
| 730100                      | 1,463.96   |
| OFFICE SUPPLIES             | 1,463.96   |
| 740640                      | 165.00     |
| CONTRACT SERVICES           | 165.00     |
| 8550                        | 946.40     |
| JUSTICE OF PEACE PRECINCT 5 | 946.40     |
| 740640                      | 946.40     |
| CONTRACT SERVICES           | 946.40     |
| 6502                        | 145.02     |
| SHERIFF FINANCE             | 145.02     |
| 730100                      | 145.02     |
| OFFICE SUPPLIES             | 145.02     |
| 8380                        | 76.41      |
| 457TH DISTRICT COURT        | 76.41      |
| 730100                      | 76.41      |
| OFFICE SUPPLIES             | 76.41      |
| 200                         | 154,162.65 |
| ROAD AND BRIDGE             | 154,162.65 |
| 4700                        | 9,651.50   |
| PARKS                       | 9,651.50   |
| 730100                      | 8,131.50   |
| OFFICE SUPPLIES             | 8,131.50   |
| 740640                      | 1,520.00   |
| CONTRACT SERVICES           | 1,520.00   |
| 4800                        | 278.00     |
| COMMUNITY CENTERS           | 278.00     |
| 740640                      | 278.00     |
| CONTRACT SERVICES           | 278.00     |
| 4900                        | 13,474.59  |
| RECYCLE CENTERS             | 13,474.59  |
| 730390                      | 38.70      |
| MEDICAL SUPPLIES            | 38.70      |
| 740512                      | 123.75     |
| PROFESSIONAL SERVICES       | 123.75     |
| 740640                      | 13,312.14  |
| CONTRACT SERVICES           | 13,312.14  |
| 9100                        | 14,537.12  |
| COMMISSIONER PRECINCT 1     | 14,537.12  |
| 730250                      | 438.99     |
| SHOP SUPPLIES               | 438.99     |
| 730260                      | 1,574.53   |
| VEHICLE SUPPLIES            | 1,574.53   |
| 730310                      | 378.36     |
| UNIFORMS                    | 378.36     |
| 730350                      | 317.00     |
| AGRICULTURE SUPPLIES        | 317.00     |

|   |           |
|---|-----------|
| 740140  | 316.84    |
| VEHICLE MAINTENANCE                             | 316.84    |
| 740512  | 635.65    |
| PROFESSIONAL SERVICES                           | 635.65    |
| 740640  | 5,575.75  |
| CONTRACT SERVICES                               | 5,575.75  |
| 750400  | 5,300.00  |
| CAPITAL OUTLAY-FURNITURE FIXTURES AND EQUIPMENT | 5,300.00  |
| 9200  | 4,425.41  |
| COMMISSIONER-PRECINCT 2                         | 4,425.41  |
| 730100  | 99.11     |
| OFFICE SUPPLIES                                 | 99.11     |
| 730260  | 449.31    |
| VEHICLE SUPPLIES                                | 449.31    |
| 740512  | 2,865.00  |
| PROFESSIONAL SERVICES                           | 2,865.00  |
| 740640  | 1,011.99  |
| CONTRACT SERVICES                               | 1,011.99  |
| 9300  | 18,455.93 |
| COMMISSIONER-PRECINCT 3                         | 18,455.93 |
| 730310  | 286.50    |
| UNIFORMS  | 286.50    |
| 740512  | 981.65    |
| PROFESSIONAL SERVICES                           | 981.65    |
| 740640  | 6,791.78  |
| CONTRACT SERVICES                               | 6,791.78  |
| 750800  | 10,396.00 |
| MAJOR PROJECTS                                  | 10,396.00 |
| 9400  | 93,340.10 |
| COMMISSIONER-PRECINCT 4                         | 93,340.10 |
| 730260  | 322.69    |
| VEHICLE SUPPLIES                                | 322.69    |
| 740530  | 39.35     |
| MOBILE PHONE AND DATA                           | 39.35     |
| 740550  | 587.94    |
| SAFETY PROGRAM                                  | 587.94    |
| 740640  | 1,045.00  |
| CONTRACT SERVICES                               | 1,045.00  |
| 740662  | 88,868.12 |
| LEASE TO PURCHASE                               | 88,868.12 |
| 750800  | 2,477.00  |
| MAJOR PROJECTS                                  | 2,477.00  |
| 208   | 1,921.16  |
| DISTRICT CLERK RECORDS-MGMT. & PRESERVATION     | 1,921.16  |
| 2700  | 1,921.16  |
| DISTRICT CLERK                                  | 1,921.16  |
| 730100  | 1,921.16  |
| OFFICE SUPPLIES                                 | 1,921.16  |
| 241   | 79.99     |
| COUNTY AND DISTRICT COURT TECHNOLOGY            | 79.99     |
| 8107  | 79.99     |
| COURT TECHNOLOGY-COUNTY/DISTRICT                | 79.99     |
| 730100  | 79.99     |
| OFFICE SUPPLIES                                 | 79.99     |

|     |  |                  |
|-----|--|------------------|
| 246 |  | 6,081.92         |
|     | JUSTICE COURT TECHNOLOGY                           | 6,081.92         |
|     | 8591   | 6,081.92         |
|     | JP JUSTICE COURT TECHNOLOGY                        | 6,081.92         |
|     | 730100   | 6,081.92         |
|     | OFFICE SUPPLIES                                    | 6,081.92         |
| 240 |  | 1,235,764.97     |
|     | GRANTS   | 1,235,764.97     |
|     | 2000   | 641,624.28       |
|     | COUNTY JUDGE                                       | 641,624.28       |
|     | 730320   | 16,624.28        |
|     | IT HARDWARE  | 16,624.28        |
|     | 740640   | 625,000.00       |
|     | CONTRACT SERVICES                                  | 625,000.00       |
|     | 4300   | 577,810.25       |
|     | MCCD-COUNTY APPROPRIATIONS (CDBG)                  | 577,810.25       |
|     | 740510   | -                |
|     | PROFESSIONAL DEVELOPMENT                           | -                |
|     | 740512   | 472,063.25       |
|     | PROFESSIONAL SERVICES                              | 472,063.25       |
|     | 740540   | -                |
|     | TRAVEL EXPENSE                                     | -                |
|     | 740640   | 105,747.00       |
|     | CONTRACT SERVICES                                  | 105,747.00       |
|     | 5200   | 15,514.88        |
|     | OFFICE OF HOMELAND SECURITY & EMERGENCY MANAGEMENT | 15,514.88        |
|     | 730100   | 464.88           |
|     | OFFICE SUPPLIES                                    | 464.88           |
|     | 730390   | 15,050.00        |
|     | MEDICAL SUPPLIES                                   | 15,050.00        |
|     | 5400   | 815.56           |
|     | JUVENILE PROBATION-ADMINISTRATIVE                  | 815.56           |
|     | 730100   | 790.56           |
|     | OFFICE SUPPLIES                                    | 790.56           |
|     | 740510   | 25.00            |
|     | PROFESSIONAL DEVELOPMENT                           | 25.00            |
| 240 |  | (214,207,959.86) |
|     | GASB 34 CONVERSION                                 | (214,207,959.86) |
|     | 1340   | (214,207,959.86) |
|     | GASB 34 CONVERSION                                 | (214,207,959.86) |
|     | 750200   | (28,156,753.01)  |
|     | CAPITAL OUTLAY-LAND                                | (28,156,753.01)  |
|     | 750500   | (107,470,894.73) |
|     | CAPITAL OUTLAY-INTANGIBLES                         | (107,470,894.73) |
|     | 750800   | (78,580,312.12)  |
|     | MAJOR PROJECTS                                     | (78,580,312.12)  |
| 582 |  | 150.00           |
|     | PROPERTY/CASUALTY                                  | 150.00           |
|     | 2202   | 150.00           |
|     | PROPERTY/CASUALTY                                  | 150.00           |
|     | 740952   | 150.00           |
|     | BONDS-SURETY                                       | 150.00           |
| 999 |  | (3,225.80)       |
|     | DEFAULT ZONE FUND                                  | (3,225.80)       |

|                       |              |
|-----------------------|--------------|
| 1903                  | (3,225.80)   |
| CAPITAL ROAD PROJECTS | (3,225.80)   |
| 750200                | 359,510.00   |
| CAPITAL OUTLAY-LAND   | 359,510.00   |
| 750800                | (362,735.80) |
| MAJOR PROJECTS        | (362,735.80) |
| (blank)               |              |
| (blank)               |              |
| (blank)               |              |
| (blank)               |              |
| (blank)               |              |

# MONTGOMERY COUNTY, TEXAS

REPORT OF REVENUES  
For Fiscal Year Ended September 30, 2020  
AS OF October 19, 2020

|  | Sum of NetTransactionAmount |
|--|-----------------------------|
| 100  | (244,323,697.02)            |
| GENERAL OPERATIONS                           | (244,323,697.02)            |
| 1100   | (209,489,996.63)            |
| GENERAL FUND                                 | (209,489,996.63)            |
| 400100                                       | (186,528,102.65)            |
| CURRENT TAXES                                | (186,528,102.65)            |
| 400110                                       | (736,329.10)                |
| DELINQUENT TAXES                             | (736,329.10)                |
| 400120                                       | (1,577,639.94)              |
| PENALTY AND INTEREST                         | (1,577,639.94)              |
| 400140                                       | (248,775.26)                |
| OTHER TAXES                                  | (248,775.26)                |
| 410100                                       | (244,038.00)                |
| TABC LICENSES                                | (244,038.00)                |
| 410102                                       | (626,405.00)                |
| HEALTH PERMITS                               | (626,405.00)                |
| 420304                                       | (1,631,130.79)              |
| OTHER ALLOCATIONS                            | (1,631,130.79)              |
| 430104                                       | (12,916.49)                 |
| COUNTY JUDGE FEES                            | (12,916.49)                 |
| 430106                                       | (244,215.94)                |
| SHERIFF FEES                                 | (244,215.94)                |
| 430108                                       | (34,816.85)                 |
| COUNTY ATTORNEY FEES                         | (34,816.85)                 |
| 430110                                       | (4,079,233.38)              |
| COUNTY CLERK FEES                            | (4,079,233.38)              |
| 430118                                       | (371,669.93)                |
| TPW SALES TAX COMMISSION                     | (371,669.93)                |
| 430132                                       | (1,190,938.43)              |
| DISTRICT CLERK FEES                          | (1,190,938.43)              |
| 430134                                       | (3,875,149.75)              |
| JUSTICE OF THE PEACE FEES                    | (3,875,149.75)              |
| 430136                                       | (14,613.56)                 |
| TRUANCY PREVENTION AND DIVERSION CCP 102.015 | (14,613.56)                 |
| 430138                                       | (284,081.54)                |
| CONSTABLE FEES                               | (284,081.54)                |
| 430140                                       | (59.80)                     |
| VOTER REGISTRATION FEES                      | (59.80)                     |
| 430142                                       | (189,290.20)                |
| CRIMINAL JUSTICE FEES                        | (189,290.20)                |
| 430144                                       | (10,390.58)                 |
| CHILD SAFETY                                 | (10,390.58)                 |
| 430148                                       | (3,500.00)                  |
| BAIL BOND ADMINISTRATION FEES                | (3,500.00)                  |
| 430150                                       | (46,406.27)                 |
| TRAFFIC SAFETY FEES                          | (46,406.27)                 |
| 430152                                       | (79,838.40)                 |
| FAILURE TO APPEAR FEES                       | (79,838.40)                 |

|                                       |                |
|---------------------------------------|----------------|
| 430156                                |                |
| LEOSE-ANNUAL ALLOCATION               | (67,582.47)    |
| 430158                                | (67,582.47)    |
| JUDICIAL EDUCATION                    | (6,810.00)     |
| 430160                                | (6,810.00)     |
| TRIAL FEES                            | (1,138.37)     |
| 430164                                | (1,138.37)     |
| HB530 DRUG COURT FEE-UNRESTRICTED     | (24,224.03)    |
| 430166                                | (24,224.03)    |
| CCP102.0178 DRUG COURT FEE-RESTRICTED | (50,080.43)    |
| 430170                                | (50,080.43)    |
| HAZARDOUS WASTE MANAGEMENT FEE        | (20,177.16)    |
| 430174                                | (20,177.16)    |
| DETENTION ADMINISTRATION SERVICES     | (458,333.37)   |
| 430176                                | (458,333.37)   |
| PROBATION FEES                        | (875.00)       |
| 430178                                | (875.00)       |
| COMMUNITY RESTITUTION FEES            | (361.47)       |
| 430212                                | (361.47)       |
| JURY FEES                             | (46,970.79)    |
| 430216                                | (46,970.79)    |
| INMATE TELEPHONE FEE                  | (89,087.00)    |
| 440100                                | (89,087.00)    |
| INTEREST-BANK                         | (1,369,380.57) |
| 440120                                | (1,369,380.57) |
| INVESTMENT EARNINGS                   | (1,465,554.46) |
| 450100                                | (1,465,554.46) |
| COMMISSIONS                           | (1,645.79)     |
| 450200                                | (1,645.79)     |
| CONTRACT SERVICE REVENUE              | (66,846.20)    |
| 450210                                | (66,846.20)    |
| CONTRACT REIMBURSEMENT-ADMINISTRATION | (191,707.83)   |
| 450300                                | (191,707.83)   |
| CONTRIBUTIONS                         | (100,198.12)   |
| 450318                                | (100,198.12)   |
| RENTS/LEASES                          | (19,377.00)    |
| 450320                                | (19,377.00)    |
| MISCELLANEOUS                         | (463,065.35)   |
| 450326                                | (463,065.35)   |
| TEMPORARY SUSPENSE REVENUE            | (2,369.92)     |
| 450328                                | (2,369.92)     |
| SALE OF ASSETS                        | (191,384.91)   |
| 460100                                | (191,384.91)   |
| COURT FINES                           | (397,706.29)   |
| 470100                                | (397,706.29)   |
| TRANSFERS IN                          | (758,490.94)   |
| 480130                                | (758,490.94)   |
| CAPITAL LEASE FINANCING               | (1,665,337.30) |
| 410116                                | (1,665,337.30) |
| RECYCLE CENTER PERMITS                | (1,750.00)     |
| 2100                                  | (1,750.00)     |
| HUMAN RESOURCES                       | 252.00         |
| 450200                                | 252.00         |
| CONTRACT SERVICE REVENUE              | 252.00         |
|                                       | 252.00         |

|        |                                 |                |
|--------|---------------------------------|----------------|
| 2200   |                                 | (13,905.80)    |
|        | RISK MANAGEMENT                 | (13,905.80)    |
| 450200 |                                 | 18.00          |
|        | CONTRACT SERVICE REVENUE        | 18.00          |
| 450328 |                                 | (13,923.80)    |
|        | SALE OF ASSETS                  | (13,923.80)    |
| 2302   |                                 | 183.80         |
|        | COURT COLLECTIONS               | 183.80         |
| 450200 |                                 | 183.80         |
|        | CONTRACT SERVICE REVENUE        | 183.80         |
| 2800   |                                 | (76,291.99)    |
|        | COUNTY ATTORNEY                 | (76,291.99)    |
| 420100 |                                 | (56,692.87)    |
|        | FEDERAL GRANT REVENUE           | (56,692.87)    |
| 420204 |                                 | (19,480.00)    |
|        | STATE ALLOCATIONS               | (19,480.00)    |
| 440100 |                                 | (119.12)       |
|        | INTEREST-BANK                   | (119.12)       |
| 2801   |                                 | (72,593.53)    |
|        | COUNTY ATTORNEY STATE FUNDS     | (72,593.53)    |
| 420204 |                                 | (70,000.00)    |
|        | STATE ALLOCATIONS               | (70,000.00)    |
| 430108 |                                 | (2,556.45)     |
|        | COUNTY ATTORNEY FEES            | (2,556.45)     |
| 440100 |                                 | (37.08)        |
|        | INTEREST-BANK                   | (37.08)        |
| 3000   |                                 | (8,212.92)     |
|        | BUILDING CUSTODIAL SERVICES     | (8,212.92)     |
| 450200 |                                 | (8,212.92)     |
|        | CONTRACT SERVICE REVENUE        | (8,212.92)     |
| 3200   |                                 | (1,882,163.14) |
|        | OTHER                           | (1,882,163.14) |
| 430120 |                                 | (985.00)       |
|        | APPLICATION FEES                | (985.00)       |
| 450200 |                                 | (1,881,178.14) |
|        | CONTRACT SERVICE REVENUE        | (1,881,178.14) |
| 3220   |                                 | (157,258.08)   |
|        | ALTERNATE DISPUTE RESOLUTION    | (157,258.08)   |
| 430110 |                                 | (24,405.58)    |
|        | COUNTY CLERK FEES               | (24,405.58)    |
| 430132 |                                 | (98,887.50)    |
|        | DISTRICT CLERK FEES             | (98,887.50)    |
| 430134 |                                 | (33,965.00)    |
|        | JUSTICE OF THE PEACE FEES       | (33,965.00)    |
| 3240   |                                 | (75.00)        |
|        | HISTORICAL COMMISSION           | (75.00)        |
| 450300 |                                 | (75.00)        |
|        | CONTRIBUTIONS                   | (75.00)        |
| 3241   |                                 | (2,360.00)     |
|        | HISTORICAL COMMISSION DONATIONS | (2,360.00)     |
| 450300 |                                 | (2,360.00)     |
|        | CONTRIBUTIONS                   | (2,360.00)     |
| 3250   |                                 | (3,484.89)     |
|        | CHILD WELFARE                   | (3,484.89)     |

|                            |                |
|----------------------------|----------------|
| 420100                     |                |
| FEDERAL GRANT REVENUE      | (3,484.89)     |
| 3400                       | (3,484.89)     |
| COUNTY AUDITOR             | (20,955.65)    |
| 450200                     | (20,955.65)    |
| CONTRACT SERVICE REVENUE   | (20,955.65)    |
| 3700                       | (6,807,391.65) |
| TAX ASSESSOR/COLLECTOR     | (6,807,391.65) |
| 400100                     | (930,615.93)   |
| CURRENT TAXES              | (930,615.93)   |
| 430118                     | (99,329.60)    |
| TPW SALES TAX COMMISSION   | (99,329.60)    |
| 430122                     | (1,472,288.48) |
| SUPPLEMENTAL MVD FEES      | (1,472,288.48) |
| 430124                     | (4,283,462.60) |
| SALES TAX COMMISSIONS      | (4,283,462.60) |
| 430126                     | (21,517.50)    |
| TPW TITLE FEE              | (21,517.50)    |
| 440100                     | (177.54)       |
| INTEREST-BANK              | (177.54)       |
| 3701                       | (7,927.70)     |
| TAC SPECIAL INVENTORY TAX  | (7,927.70)     |
| 440100                     | (7,927.70)     |
| INTEREST-BANK              | (7,927.70)     |
| 3703                       | (3,075.00)     |
| TAC VTR                    | (3,075.00)     |
| 430128                     | (2,750.00)     |
| VTR LICENSE APP FEE-OWNER  | (2,750.00)     |
| 430130                     | (325.00)       |
| VTR LICENSE APP FEE-RUNNER | (325.00)       |
| 4001                       | (612,785.00)   |
| PERMITS                    | (612,785.00)   |
| 410106                     | (612,785.00)   |
| FOOD SERVICE PERMITS       | (612,785.00)   |
| 4100                       | (423,537.80)   |
| ANIMAL SERVICES            | (423,537.80)   |
| 410104                     | (4,115.00)     |
| ANIMAL CONTROL TRANSPORT   | (4,115.00)     |
| 430190                     | (105,768.00)   |
| ADOPTION FEES              | (105,768.00)   |
| 430192                     | (80,436.00)    |
| ANIMAL SHELTER FEES        | (80,436.00)    |
| 430194                     | (89,250.50)    |
| CLINIC SERVICES            | (89,250.50)    |
| 430196                     | (12,900.00)    |
| IMPOUND FEES               | (12,900.00)    |
| 450200                     | -              |
| CONTRACT SERVICE REVENUE   | -              |
| 450300                     | (131,068.30)   |
| CONTRIBUTIONS              | (131,068.30)   |
| 4200                       | (167,887.80)   |
| FORENSIC SERVICES          | (167,887.80)   |
| 430200                     | (165,234.50)   |
| INQUESTS AND AUTOPSIES     | (165,234.50)   |



|                                   |  |              |
|-----------------------------------|--|--------------|
| 430210                            |  | (2,702.30)   |
| FORENSIC ADMINISTRATION FEE       |  | (2,702.30)   |
| 450200                            |  | 60.00        |
| CONTRACT SERVICE REVENUE          |  | 60.00        |
| 450320                            |  | (11.00)      |
| MISCELLANEOUS                     |  | (11.00)      |
| 4300                              |  | 51.59        |
| MCCD-COUNTY APPROPRIATIONS (CDBG) |  | 51.59        |
| 450320                            |  | 51.59        |
| MISCELLANEOUS                     |  | 51.59        |
| 4400                              |  | (940,022.56) |
| CONVENTION CENTER                 |  | (940,022.56) |
| 420304                            |  | (441,582.10) |
| OTHER ALLOCATIONS                 |  | (441,582.10) |
| 430162                            |  | (85,398.24)  |
| PARK FEES                         |  | (85,398.24)  |
| 430226                            |  | (305,126.74) |
| RENTAL/USER FEES                  |  | (305,126.74) |
| 450200                            |  | 125.00       |
| CONTRACT SERVICE REVENUE          |  | 125.00       |
| 450318                            |  | (108,040.48) |
| RENTS/LEASES                      |  | (108,040.48) |
| 4500                              |  | (171,410.51) |
| MEMORIAL LIBRARY                  |  | (171,410.51) |
| 430224                            |  | (39,097.18)  |
| BOOK FINES                        |  | (39,097.18)  |
| 450100                            |  | (1,058.70)   |
| COMMISSIONS                       |  | (1,058.70)   |
| 450300                            |  | (131,254.63) |
| CONTRIBUTIONS                     |  | (131,254.63) |
| 5000                              |  | (570,928.30) |
| AIRPORT                           |  | (570,928.30) |
| 430170                            |  | 95.00        |
| HAZARDOUS WASTE MANAGEMENT FEE    |  | 95.00        |
| 430226                            |  | (407,922.02) |
| RENTAL/USER FEES                  |  | (407,922.02) |
| 430230                            |  | (148,932.59) |
| FUEL FLOW FEES                    |  | (148,932.59) |
| 450320                            |  | (14,168.69)  |
| MISCELLANEOUS                     |  | (14,168.69)  |
| 5050                              |  | (96,792.56)  |
| CUSTOMS                           |  | (96,792.56)  |
| 430226                            |  | (97,208.56)  |
| RENTAL/USER FEES                  |  | (97,208.56)  |
| 450200                            |  | 416.00       |
| CONTRACT SERVICE REVENUE          |  | 416.00       |
| 5100                              |  | (132,719.22) |
| DISTRICT ATTORNEY                 |  | (132,719.22) |
| 420100                            |  | -            |
| FEDERAL GRANT REVENUE             |  | -            |
| 420200                            |  | -            |
| STATE GRANT REVENUE               |  | -            |
| 420204                            |  | (95,022.99)  |
| STATE ALLOCATIONS                 |  | (95,022.99)  |

|                                       |                |
|---------------------------------------|----------------|
| 440100                                |                |
| INTEREST-BANK                         | (13.02)        |
| 450200                                | (13.02)        |
| CONTRACT SERVICE REVENUE              | (1,327.21)     |
| 460130                                | (1,327.21)     |
| FORFEITURES-BONDS                     | (36,356.00)    |
| 5101                                  | (36,356.00)    |
| DISTRICT ATTORNEY STATE FUNDS         | (7,500.00)     |
| 420204                                | (7,500.00)     |
| STATE ALLOCATIONS                     | (7,500.00)     |
| 5301                                  | (7,500.00)     |
| FIRE MARSHAL - INSPECTIONS            | (1,124,453.55) |
| 430184                                | (1,124,453.55) |
| FIRE INSPECTION FEE-EXISTING          | (308,406.50)   |
| 430186                                | (308,406.50)   |
| FIRE INSPECTION FEE-NEW CONSTRUCTION  | (621,500.00)   |
| 450200                                | (621,500.00)   |
| CONTRACT SERVICE REVENUE              | (194,547.05)   |
| 5400                                  | (194,547.05)   |
| JUVENILE PROBATION-ADMINISTRATIVE     | (175,559.50)   |
| 430174                                | (175,559.50)   |
| DETENTION ADMINISTRATION SERVICES     | (35,639.00)    |
| 450210                                | (35,639.00)    |
| CONTRACT REIMBURSEMENT-ADMINISTRATION | (139,920.50)   |
| 5500                                  | (139,920.50)   |
| ADULT PROBATION                       | (3,436,718.00) |
| 450200                                | (3,436,718.00) |
| CONTRACT SERVICE REVENUE              | (3,436,718.00) |
| 5501                                  | (3,436,718.00) |
| BOND SUPERVISION                      | (526,282.79)   |
| 450200                                | (526,282.79)   |
| CONTRACT SERVICE REVENUE              | (526,282.79)   |
| 5600                                  | (526,282.79)   |
| COMMISSIONS                           | (105,174.82)   |
| 450100                                | (105,174.82)   |
| COMMISSIONS                           | (93,129.80)    |
| 450328                                | (93,129.80)    |
| SALE OF ASSETS                        | (12,045.02)    |
| 6000                                  | (12,045.02)    |
| SHERIFF                               | (112,620.85)   |
| 420206                                | (112,620.85)   |
| STATE CONTRACT REIMBURSEMENT          | (14,582.85)    |
| 430180                                | (14,582.85)    |
| VEHICLE TOWING PROGRAM FEES           | (86,065.00)    |
| 450200                                | (86,065.00)    |
| CONTRACT SERVICE REVENUE              | (808.00)       |
| 450210                                | (808.00)       |
| CONTRACT REIMBURSEMENT-ADMINISTRATION | (10,665.00)    |
| 450300                                | (10,665.00)    |
| CONTRIBUTIONS                         | (500.00)       |
| 6100                                  | (500.00)       |
| SHERIFF HOMELAND SECURITY             | (86,776.13)    |
| 450200                                | (86,776.13)    |
| CONTRACT SERVICE REVENUE              | (78,176.13)    |
|                                       | (78,176.13)    |

|                                       |                |
|---------------------------------------|----------------|
| 450300                                |                |
| CONTRIBUTIONS                         | (8,600.00)     |
| 6201                                  | (8,600.00)     |
| SHERIFF HOMICIDE VIOLENT CRIME        | (87,537.08)    |
| 450200                                | (87,537.08)    |
| CONTRACT SERVICE REVENUE              | (87,537.08)    |
| 6202                                  | (17,080.42)    |
| SHERIFF ORGANIZED CRIME               | (17,080.42)    |
| 450200                                | (17,080.42)    |
| CONTRACT SERVICE REVENUE              | (17,080.42)    |
| 6301                                  | (539,283.19)   |
| SHERIFF PATROL EAST                   | (539,283.19)   |
| 450200                                | (539,283.19)   |
| CONTRACT SERVICE REVENUE              | (539,283.19)   |
| 6302                                  | (543,986.00)   |
| SHERIFF PATROL WEST                   | (543,986.00)   |
| 450200                                | (543,986.00)   |
| CONTRACT SERVICE REVENUE              | (543,986.00)   |
| 6303                                  | (8,282,593.71) |
| SHERIFF PATROL SOUTH                  | (8,282,593.71) |
| 450200                                | (8,282,593.71) |
| CONTRACT SERVICE REVENUE              | (8,282,593.71) |
| 6401                                  | (1,260,345.34) |
| SHERIFF DISPATCH                      | (1,260,345.34) |
| 450200                                | (1,260,345.34) |
| CONTRACT SERVICE REVENUE              | (1,260,345.34) |
| 6402                                  | (13,850.00)    |
| SHERIFF CRIME LAB                     | (13,850.00)    |
| 430182                                | (13,850.00)    |
| FINGERPRINT FEES                      | (13,850.00)    |
| 6405                                  | (219,341.83)   |
| SHERIFF RADIO                         | (219,341.83)   |
| 420200                                | (196,694.67)   |
| STATE GRANT REVENUE                   | (196,694.67)   |
| 450210                                | (22,647.16)    |
| CONTRACT REIMBURSEMENT-ADMINISTRATION | (22,647.16)    |
| 6407                                  | (7,025.00)     |
| SHERIFF ACADEMY                       | (7,025.00)     |
| 430172                                | (7,025.00)     |
| ACADEMY REVENUE                       | (7,025.00)     |
| 6504                                  | (699,115.00)   |
| SHERIFF ALARMS                        | (699,115.00)   |
| 410108                                | (699,115.00)   |
| ALARM PERMITS                         | (699,115.00)   |
| 6601                                  | (23,816.48)    |
| SHERIFF JAIL                          | (23,816.48)    |
| 420108                                | (15,129.00)    |
| FEDERAL INMATE HOUSING                | (15,129.00)    |
| 430178                                | (8,687.48)     |
| COMMUNITY RESTITUTION FEES            | (8,687.48)     |
| 7100                                  | (917,764.62)   |
| CONSTABLE PRECINCT 1                  | (917,764.62)   |
| 410110                                | 16.85          |
| AUTO REGISTRATION                     | 16.85          |

|                                       |  |                |
|---------------------------------------|--|----------------|
| 420100                                |  | (513.90)       |
| FEDERAL GRANT REVENUE                 |  | (513.90)       |
| 430138                                |  | (14,129.41)    |
| CONSTABLE FEES                        |  | (14,129.41)    |
| 450200                                |  | (903,138.16)   |
| CONTRACT SERVICE REVENUE              |  | (903,138.16)   |
| 7200                                  |  | (12,054.50)    |
| CONSTABLE PRECINCT 2                  |  | (12,054.50)    |
| 430138                                |  | (12,054.50)    |
| CONSTABLE FEES                        |  | (12,054.50)    |
| 7300                                  |  | (1,315,344.50) |
| CONSTABLE PRECINCT 3                  |  | (1,315,344.50) |
| 430138                                |  | (18,223.46)    |
| CONSTABLE FEES                        |  | (18,223.46)    |
| 450100                                |  | (1,778.32)     |
| COMMISSIONS                           |  | (1,778.32)     |
| 450200                                |  | (1,295,342.72) |
| CONTRACT SERVICE REVENUE              |  | (1,295,342.72) |
| 7400                                  |  | (156,977.90)   |
| CONSTABLE PRECINCT 4                  |  | (156,977.90)   |
| 430138                                |  | (19,936.02)    |
| CONSTABLE FEES                        |  | (19,936.02)    |
| 450100                                |  | (490.25)       |
| COMMISSIONS                           |  | (490.25)       |
| 450200                                |  | (135,916.59)   |
| CONTRACT SERVICE REVENUE              |  | (135,916.59)   |
| 420106                                |  | (635.04)       |
| FEDERAL CONTRACT REIMBURSEMENT        |  | (635.04)       |
| 7500                                  |  | (1,261,151.10) |
| CONSTABLE PRECINCT 5                  |  | (1,261,151.10) |
| 430138                                |  | (12,500.00)    |
| CONSTABLE FEES                        |  | (12,500.00)    |
| 450200                                |  | (1,248,651.10) |
| CONTRACT SERVICE REVENUE              |  | (1,248,651.10) |
| 8100                                  |  | (233,349.37)   |
| COURT OPERATIONS                      |  | (233,349.37)   |
| 420200                                |  | (31,432.00)    |
| STATE GRANT REVENUE                   |  | (31,432.00)    |
| 430212                                |  | -              |
| JURY FEES                             |  | -              |
| 450210                                |  | (107,270.00)   |
| CONTRACT REIMBURSEMENT-ADMINISTRATION |  | (107,270.00)   |
| 450324                                |  | (94,647.37)    |
| REIMBURSEMENT POST-JUDGEMENT          |  | (94,647.37)    |
| 8101                                  |  | (345,934.50)   |
| INDIGENT DEFENSE- CRIMINAL            |  | (345,934.50)   |
| 420200                                |  | (345,934.50)   |
| STATE GRANT REVENUE                   |  | (345,934.50)   |
| 8210                                  |  | (84,000.00)    |
| COUNTY COURT AT LAW 1                 |  | (84,000.00)    |
| 420204                                |  | (84,000.00)    |
| STATE ALLOCATIONS                     |  | (84,000.00)    |
| 8220                                  |  | (84,000.00)    |
| COUNTY COURT AT LAW 2                 |  | (84,000.00)    |

|   |              |
|---|--------------|
| 420204                                    |              |
| STATE ALLOCATIONS                         | (84,000.00)  |
| 8230                                      | (84,000.00)  |
| COUNTY COURT AT LAW 3                     | (84,000.00)  |
| 420204                                    | (84,000.00)  |
| STATE ALLOCATIONS                         | (84,000.00)  |
| 8240                                      | (84,000.00)  |
| COUNTY COURT AT LAW 4                     | (84,000.00)  |
| 420204                                    | (84,000.00)  |
| STATE ALLOCATIONS                         | (84,000.00)  |
| 8250                                      | (84,000.00)  |
| COUNTY COURT AT LAW 5                     | (84,000.00)  |
| 420204                                    | (84,000.00)  |
| STATE ALLOCATIONS                         | (84,000.00)  |
| 8320                                      | 59.79        |
| 221ST DISTRICT COURT                      | 59.79        |
| 450200                                    | 59.79        |
| CONTRACT SERVICE REVENUE                  | 59.79        |
| 8330                                      | (70,488.34)  |
| 284TH DISTRICT COURT                      | (70,488.34)  |
| 450200                                    | (70,488.34)  |
| CONTRACT SERVICE REVENUE                  | (70,488.34)  |
| 8340                                      | 24.77        |
| 359TH DISTRICT COURT                      | 24.77        |
| 450200                                    | 24.77        |
| CONTRACT SERVICE REVENUE                  | 24.77        |
| 8350                                      | 533.08       |
| 410TH DISTRICT COURT                      | 533.08       |
| 430212                                    | 116.36       |
| JURY FEES                                 | 116.36       |
| 430226                                    | 3.98         |
| RENTAL/USER FEES                          | 3.98         |
| 450320                                    | 412.74       |
| MISCELLANEOUS                             | 412.74       |
| 8360                                      | 25.90        |
| 418TH DISTRICT COURT                      | 25.90        |
| 450320                                    | 25.90        |
| MISCELLANEOUS                             | 25.90        |
| 8401                                      | (155,391.04) |
| DRUG COURT                                | (155,391.04) |
| 430214                                    | (154,313.03) |
| PROGRAM FEES                              | (154,313.03) |
| 430218                                    | (1,080.00)   |
| MRT BOOK FEE                              | (1,080.00)   |
| 430226                                    | 1.99         |
| RENTAL/USER FEES                          | 1.99         |
| 8402                                      | (123,598.01) |
| DRUG COURT-DWI COURT                      | (123,598.01) |
| 430214                                    | (123,000.00) |
| PROGRAM FEES                              | (123,000.00) |
| 430218                                    | (600.00)     |
| MRT BOOK FEE                              | (600.00)     |
| 430266                                    | 1.99         |
| EMPLOYEE CONTRIBUTION-EMPLOYEE AND FAMILY | 1.99         |

|        |                             |                 |
|--------|-----------------------------|-----------------|
| 8510   |                             | (51,075.74)     |
|        | JUSTICE OF PEACE PRECINCT 1 | (51,075.74)     |
| 430200 |                             | 425.00          |
|        | INQUESTS AND AUTOPSIES      | 425.00          |
| 430228 |                             | (69,162.63)     |
|        | COLLECTION FEE              | (69,162.63)     |
| 450200 |                             | 165.00          |
|        | CONTRACT SERVICE REVENUE    | 165.00          |
| 430550 |                             | 17,496.89       |
|        | THIRD PARTY COLLECTION FEE  | 17,496.89       |
| 8520   |                             | (115,153.03)    |
|        | JUSTICE OF PEACE PRECINCT 2 | (115,153.03)    |
| 430228 |                             | (115,153.03)    |
|        | COLLECTION FEE              | (115,153.03)    |
| 8530   |                             | (56,469.75)     |
|        | JUSTICE OF PEACE PRECINCT 3 | (56,469.75)     |
| 430134 |                             | (2,301.90)      |
|        | JUSTICE OF THE PEACE FEES   | (2,301.90)      |
| 450200 |                             | (54,167.85)     |
|        | CONTRACT SERVICE REVENUE    | (54,167.85)     |
| 8540   |                             | (76,655.31)     |
|        | JUSTICE OF PEACE PRECINCT 4 | (76,655.31)     |
| 430228 |                             | (76,655.31)     |
|        | COLLECTION FEE              | (76,655.31)     |
| 8550   |                             | (53,636.36)     |
|        | JUSTICE OF PEACE PRECINCT 5 | (53,636.36)     |
| 430228 |                             | (54,605.60)     |
|        | COLLECTION FEE              | (54,605.60)     |
| 450200 |                             | 969.24          |
|        | CONTRACT SERVICE REVENUE    | 969.24          |
| 4401   |                             | (28,630.46)     |
|        | FAIRGROUNDS/EXPO CENTER     | (28,630.46)     |
| 450318 |                             | (28,630.46)     |
|        | RENTS/LEASES                | (28,630.46)     |
| 3702   |                             | (358.00)        |
|        | TAC RENDITION PENALTY       | (358.00)        |
| 430118 |                             | (358.00)        |
|        | TPW SALES TAX COMMISSION    | (358.00)        |
| 6409   |                             | 40.00           |
|        | RECORDS AND REPORTING       | 40.00           |
| 410108 |                             | 40.00           |
|        | ALARM PERMITS               | 40.00           |
| 200    |                             | (38,877,376.68) |
|        | ROAD AND BRIDGE             | (38,877,376.68) |
| 1200   |                             | (37,333,219.66) |
|        | ROAD AND BRIDGE             | (37,333,219.66) |
| 400100 |                             | (27,505,374.23) |
|        | CURRENT TAXES               | (27,505,374.23) |
| 400110 |                             | (102,152.46)    |
|        | DELINQUENT TAXES            | (102,152.46)    |
| 400120 |                             | (189,401.37)    |
|        | PENALTY AND INTEREST        | (189,401.37)    |
| 400140 |                             | (207,082.98)    |
|        | OTHER TAXES                 | (207,082.98)    |

|                          |                |
|--------------------------|----------------|
| 410110                   |                |
| AUTO REGISTRATION        | (5,681,378.59) |
| 410114                   | (5,681,378.59) |
| OVERLOAD PERMITS         | (48,780.74)    |
| 420304                   | (48,780.74)    |
| OTHER ALLOCATIONS        | (161,697.30)   |
| 430112                   | (161,697.30)   |
| SUBDIVISION FEES         | (235,389.98)   |
| 430114                   | (235,389.98)   |
| FLOOD PLAIN FEES         | (1,368,217.48) |
| 440100                   | (1,368,217.48) |
| INTEREST-BANK            | (47,819.76)    |
| 440120                   | (47,819.76)    |
| INVESTMENT EARNINGS      | (186,517.46)   |
| 450320                   | (186,517.46)   |
| MISCELLANEOUS            | (30.25)        |
| 460100                   | (30.25)        |
| COURT FINES              | (1,599,377.06) |
| 4700                     | (1,599,377.06) |
| PARKS                    | (228,279.80)   |
| 430138                   | (228,279.80)   |
| CONSTABLE FEES           | -              |
| 430226                   | -              |
| RENTAL/USER FEES         | (30,154.00)    |
| 450200                   | (30,154.00)    |
| CONTRACT SERVICE REVENUE | 1,025.00       |
| 450300                   | 1,025.00       |
| CONTRIBUTIONS            | (190,900.80)   |
| 450318                   | (190,900.80)   |
| RENTS/LEASES             | (8,250.00)     |
| 4800                     | (8,250.00)     |
| COMMUNITY CENTERS        | (163,853.60)   |
| 420102                   | (163,853.60)   |
| FEDERAL PROGRAM INCOME   | (91,778.60)    |
| 430226                   | (91,778.60)    |
| RENTAL/USER FEES         | (28,575.00)    |
| 450200                   | (28,575.00)    |
| CONTRACT SERVICE REVENUE | 113.00         |
| 450300                   | 113.00         |
| CONTRIBUTIONS            | (333.00)       |
| 450318                   | (333.00)       |
| RENTS/LEASES             | (43,280.00)    |
| 4900                     | (43,280.00)    |
| RECYCLE CENTERS          | (213,663.93)   |
| 430222                   | (213,663.93)   |
| RECYCLE FEES             | (177,846.82)   |
| 450200                   | (177,846.82)   |
| CONTRACT SERVICE REVENUE | (35,817.11)    |
| 9100                     | (35,817.11)    |
| COMMISSIONER PRECINCT 1  | (245,641.13)   |
| 420102                   | (245,641.13)   |
| FEDERAL PROGRAM INCOME   | 400.00         |
| 430162                   | 400.00         |
| PARK FEES                | (41,002.12)    |
|                          | (41,002.12)    |



|                                  |              |
|----------------------------------|--------------|
| 450200                           |              |
| CONTRACT SERVICE REVENUE         | (172,463.87) |
| 450318                           | (172,463.87) |
| RENTS/LEASES                     | (26,875.00)  |
| 450320                           | (26,875.00)  |
| MISCELLANEOUS                    | (5,700.14)   |
| 9200                             | (5,700.14)   |
| COMMISSIONER PRECINCT 2          | (79,671.26)  |
| 450200                           | (79,671.26)  |
| CONTRACT SERVICE REVENUE         | (36,516.91)  |
| 450300                           | (36,516.91)  |
| CONTRIBUTIONS                    | (20,475.00)  |
| 450318                           | (20,475.00)  |
| RENTS/LEASES                     | (9,893.00)   |
| 450320                           | (9,893.00)   |
| MISCELLANEOUS                    | (12,786.35)  |
| 9300                             | (12,786.35)  |
| COMMISSIONER PRECINCT 3          | 3,660.50     |
| 410110                           | 3,660.50     |
| AUTO REGISTRATION                | 69.72        |
| 450200                           | 69.72        |
| CONTRACT SERVICE REVENUE         | 8,089.28     |
| 450320                           | 8,089.28     |
| MISCELLANEOUS                    | (835.00)     |
| 450316                           | (835.00)     |
| INSURANCE REIMBURSEMENT          | (3,663.50)   |
| 9400                             | (3,663.50)   |
| COMMISSIONER PRECINCT 4          | (616,707.80) |
| 450200                           | (616,707.80) |
| CONTRACT SERVICE REVENUE         | (577,536.71) |
| 450318                           | (577,536.71) |
| RENTS/LEASES                     | (34,197.00)  |
| 450320                           | (34,197.00)  |
| MISCELLANEOUS                    | (4,974.09)   |
| 201                              | (4,974.09)   |
| WORTHLESS CHECK                  | (3,259.97)   |
| 2800                             | (3,259.97)   |
| COUNTY ATTORNEY                  | (2,997.70)   |
| 430188                           | (2,997.70)   |
| WORTHLESS CHECK FEES             | (2,905.00)   |
| 440100                           | (2,905.00)   |
| INTEREST-BANK                    | (92.70)      |
| 2802                             | (92.70)      |
| COUNTY ATTORNEY WORTHLESS CHECKS | -            |
| 430188                           | -            |
| WORTHLESS CHECK FEES             | -            |
| 440100                           | -            |
| INTEREST-BANK                    | -            |
| 5100                             | -            |
| DISTRICT ATTORNEY                | (36.54)      |
| 430188                           | (36.54)      |
| WORTHLESS CHECK FEES             | (34.49)      |
| 440100                           | (34.49)      |
| INTEREST-BANK                    | (2.05)       |
|                                  | (2.05)       |



|                               |                |
|-------------------------------|----------------|
| 5102                          |                |
| DISTRICT ATTORNEY HOT CHECKS  | (225.73)       |
| 430188                        | (225.73)       |
| WORTHLESS CHECK FEES          | (208.08)       |
| 440100                        | (208.08)       |
| INTEREST-BANK                 | (17.65)        |
|                               | (17.65)        |
| FORFEITURES                   | (1,103,845.25) |
| 5100                          | (303,292.82)   |
| DISTRICT ATTORNEY             | (303,292.82)   |
| 440100                        | (8,415.14)     |
| INTEREST-BANK                 | (8,415.14)     |
| 460120                        | (294,877.68)   |
| FORFEITURES                   | (294,877.68)   |
| 5300                          | (48.76)        |
| FIRE MARSHAL - INVESTIGATIONS | (48.76)        |
| 440100                        | (48.76)        |
| INTEREST-BANK                 | (48.76)        |
| 6000                          | (500,432.41)   |
| SHERIFF                       | (500,432.41)   |
| 440100                        | (12,641.75)    |
| INTEREST-BANK                 | (12,641.75)    |
| 460120                        | (487,790.66)   |
| FORFEITURES                   | (487,790.66)   |
| 6200                          | (427.00)       |
| SHERIFF CID                   | (427.00)       |
| 440100                        | (427.00)       |
| INTEREST-BANK                 | (427.00)       |
| 6500                          | (227,106.42)   |
| SHERIFF ADMINISTRATIVE        | (227,106.42)   |
| 440100                        | (3,548.96)     |
| INTEREST-BANK                 | (3,548.96)     |
| 460120                        | (223,557.46)   |
| FORFEITURES                   | (223,557.46)   |
| 7100                          | (12,428.19)    |
| CONSTABLE PRECINCT 1          | (12,428.19)    |
| 440100                        | (246.58)       |
| INTEREST-BANK                 | (246.58)       |
| 460120                        | (12,181.61)    |
| FORFEITURES                   | (12,181.61)    |
| 7200                          | (14,052.87)    |
| CONSTABLE PRECINCT 2          | (14,052.87)    |
| 440100                        | (1,768.67)     |
| INTEREST-BANK                 | (1,768.67)     |
| 460120                        | (12,284.20)    |
| FORFEITURES                   | (12,284.20)    |
| 7300                          | (4,592.84)     |
| CONSTABLE PRECINCT 3          | (4,592.84)     |
| 440100                        | (107.48)       |
| INTEREST-BANK                 | (107.48)       |
| 460120                        | (4,485.36)     |
| FORFEITURES                   | (4,485.36)     |
| 7400                          | (28,054.01)    |
| CONSTABLE PRECINCT 4          | (28,054.01)    |

|  |                |
|--|----------------|
| 440100                                       | (1,190.63)     |
| INTEREST-BANK                                | (1,190.63)     |
| 460120                                       | (26,863.38)    |
| FORFEITURES                                  | (26,863.38)    |
| 7500   | (13,409.93)    |
| CONSTABLE PRECINCT 5                         | (13,409.93)    |
| 440100                                       | (2,189.65)     |
| INTEREST-BANK                                | (2,189.65)     |
| 460120                                       | (11,220.28)    |
| FORFEITURES                                  | (11,220.28)    |
| 203  | (1,768,229.78) |
| JAIL COMMISSARY                              | (1,768,229.78) |
| 1203   | (13,951.86)    |
| JAIL COMMISSARY                              | (13,951.86)    |
| 440100                                       | (13,951.86)    |
| INTEREST-BANK                                | (13,951.86)    |
| 6602   | (1,754,277.92) |
| SHERIFF COMMISSARY                           | (1,754,277.92) |
| 430220                                       | (1,752,675.60) |
| COMMISSARY SALES                             | (1,752,675.60) |
| 440100                                       | (1,602.32)     |
| INTEREST-BANK                                | (1,602.32)     |
| 204  | (300,883.54)   |
| LAW LIBRARY                                  | (300,883.54)   |
| 1204   | (300,883.54)   |
| LAW LIBRARY                                  | (300,883.54)   |
| 430110                                       | (56,946.34)    |
| COUNTY CLERK FEES                            | (56,946.34)    |
| 430132                                       | (231,332.50)   |
| DISTRICT CLERK FEES                          | (231,332.50)   |
| 440100                                       | (3,664.84)     |
| INTEREST-BANK                                | (3,664.84)     |
| 440120                                       | (2,402.54)     |
| INVESTMENT EARNINGS                          | (2,402.54)     |
| 450320                                       | (6,537.32)     |
| MISCELLANEOUS                                | (6,537.32)     |
| 205  | (26,293.20)    |
| PRE-TRIAL DIVERSION                          | (26,293.20)    |
| 5100   | (26,293.20)    |
| DISTRICT ATTORNEY                            | (26,293.20)    |
| 430146                                       | (26,293.20)    |
| PRETRIAL DIVERSION FEES                      | (26,293.20)    |
| 5103   | -              |
| PRE-TRIAL DIVERSION                          | -              |
| 430146                                       | -              |
| PRETRIAL DIVERSION FEES                      | -              |
| 206  | (347,637.31)   |
| COUNTY CLERK RECORDS MGMT. & PRESERVATION    | (347,637.31)   |
| 1206   | 395,705.56     |
| COUNTY CLERK RECORDS MANAGEMENT/PRESERVATION | 395,705.56     |
| 440120                                       | 395,705.56     |
| INVESTMENT EARNINGS                          | 395,705.56     |
| 2300   | (743,342.87)   |
| COUNTY CLERK                                 | (743,342.87)   |

|   |              |
|---|--------------|
| 430100  | (698,309.29) |
| COUNTY RECORDS MANAGEMENT FEES                  | (698,309.29) |
| 440120  | (45,033.58)  |
| INVESTMENT EARNINGS                             | (45,033.58)  |
| 207   | (108,011.67) |
| COUNTY RECORDS MANAGEMENT                       | (108,011.67) |
| 1207  | (103,045.74) |
| COUNTY RECORDS MANAGEMENT                       | (103,045.74) |
| 430110  | (103,045.74) |
| COUNTY CLERK FEES                               | (103,045.74) |
| 2300  | (4,965.93)   |
| COUNTY CLERK                                    | (4,965.93)   |
| 430100  | (4,965.93)   |
| COUNTY RECORDS MANAGEMENT FEES                  | (4,965.93)   |
| 208   | (48,941.70)  |
| DISTRICT CLERK RECORDS MGMT & PRESERVATION      | (48,941.70)  |
| 2700  | (48,941.70)  |
| DISTRICT CLERK                                  | (48,941.70)  |
| 430132  | (47,361.01)  |
| DISTRICT CLERK FEES                             | (47,361.01)  |
| 440120  | (1,580.69)   |
| INVESTMENT EARNINGS                             | (1,580.69)   |
| 209   | (80,230.42)  |
| DISTRICT CLERK RECORDS PRESERVATION             | (80,230.42)  |
| 2700  | (80,230.42)  |
| DISTRICT CLERK                                  | (80,230.42)  |
| 430132  | (79,269.56)  |
| DISTRICT CLERK FEES                             | (79,269.56)  |
| 440120  | (960.86)     |
| INVESTMENT EARNINGS                             | (960.86)     |
| 210   | (77,477.80)  |
| COUNTY AND DISTRICT COURTS DIGITAL PRESERVATION | (77,477.80)  |
| 2900  | (77,477.80)  |
| DIGITAL PRESERVATION COUNTY/DISTRICT            | (77,477.80)  |
| 430102  | (56,033.21)  |
| COUNTY/DISTRICT COURT FEES                      | (56,033.21)  |
| 430110  | (915.19)     |
| COUNTY CLERK FEES                               | (915.19)     |
| 430132  | (18,560.00)  |
| DISTRICT CLERK FEES                             | (18,560.00)  |
| 440120  | (1,969.40)   |
| INVESTMENT EARNINGS                             | (1,969.40)   |
| 211   | (13,420.93)  |
| COUNTY AND DISTRICT COURT TECHNOLOGY            | (13,420.93)  |
| 8107  | -            |
| COURT TECHNOLOGY COUNTY/DISTRICT                | -            |
| 430110  | (11,037.08)  |
| COUNTY CLERK FEES                               | (11,037.08)  |
| 430132  | 11,037.08    |
| DISTRICT CLERK FEES                             | 11,037.08    |
| 1211  | (13,420.93)  |
| COUNTY & DISTRICT COURT TECHNOLOGY              | (13,420.93)  |
| 430110  | (12,169.15)  |
| COUNTY CLERK FEES                               | (12,169.15)  |

|        |  |              |
|--------|--|--------------|
| 430132 |  | (1,251.78)   |
|        | DISTRICT CLERK FEES                          | (1,251.78)   |
| 247    |  | (27,220.00)  |
|        | COURT GUARDIANSHIP                           | (27,220.00)  |
| 8105   |  | (27,220.00)  |
|        | COURT GUARDIANSHIP                           | (27,220.00)  |
| 430116 |  | (27,220.00)  |
|        | COURT GUARDIANSHIP FEE                       | (27,220.00)  |
| 248    |  | (128,908.54) |
|        | COURT REPORTER SERVICE                       | (128,908.54) |
| 1213   |  | (128,908.54) |
|        | COURT REPORTER SERVICE                       | (128,908.54) |
| 430168 |  | (128,908.54) |
|        | STENOGRAPHER FEES                            | (128,908.54) |
| 8106   |  | -            |
|        | COURT REPORTER                               | -            |
| 430158 |  | -            |
|        | JUDICIAL EDUCATION                           | -            |
| 249    |  | (263,343.80) |
|        | COURTHOUSE SECURITY - COUNTY/DISTRICT COURT  | (263,343.80) |
| 1214   |  | (263,343.80) |
|        | COURTHOUSE SECURITY - COUNTY/DISTRICT COURTS | (263,343.80) |
| 430102 |  | (227,567.54) |
|        | COUNTY/DISTRICT COURT FEES                   | (227,567.54) |
| 430116 |  | (35,776.26)  |
|        | COURT GUARDIANSHIP FEE                       | (35,776.26)  |
| 250    |  | (47,373.25)  |
|        | COURTHOUSE SECURITY - JP                     | (47,373.25)  |
| 8590   |  | (47,373.25)  |
|        | JP JUSTICE COURT SECURITY                    | (47,373.25)  |
| 430102 |  | (25,919.30)  |
|        | COUNTY/DISTRICT COURT FEES                   | (25,919.30)  |
| 430134 |  | (21,453.95)  |
|        | JUSTICE OF THE PEACE FEES                    | (21,453.95)  |
| 251    |  | (104,608.17) |
|        | JUSTICE COURT TECHNOLOGY                     | (104,608.17) |
| 1216   |  | (76,923.16)  |
|        | JUSTICE COURT TECHNOLOGY                     | (76,923.16)  |
| 430134 |  | (76,923.16)  |
|        | JUSTICE OF THE PEACE FEES                    | (76,923.16)  |
| 8591   |  | (27,685.01)  |
|        | JP JUSTICE COURT TECHNOLOGY                  | (27,685.01)  |
| 430134 |  | (27,685.01)  |
|        | JUSTICE OF THE PEACE FEES                    | (27,685.01)  |
| 252    |  | (74,139.59)  |
|        | JUVENILE CASE MANAGER                        | (74,139.59)  |
| 8592   |  | (74,139.59)  |
|        | JP JUVENILE CASE MANAGER                     | (74,139.59)  |
| 430134 |  | (74,139.59)  |
|        | JUSTICE OF THE PEACE FEES                    | (74,139.59)  |
| 253    |  | (21,340.00)  |
|        | CC VITAL RECORDS PRESERVATION                | (21,340.00)  |
| 2300   |  | (21,340.00)  |
|        | COUNTY CLERK                                 | (21,340.00)  |

|                               |  |                  |
|-------------------------------|--|------------------|
| 430110                        |  | (21,340.00)      |
| COUNTY CLERK FEES             |  | (21,340.00)      |
| 240                           |  | (240,322.71)     |
| CONTRACT ELECTION SERVICE     |  | (240,322.71)     |
| 2502                          |  | (240,322.71)     |
| CONTRACT ELECTION DIRECT PAID |  | (240,322.71)     |
| 420306                        |  | (43,925.00)      |
| OTHER CONTRACT REIMBURSEMENT  |  | (43,925.00)      |
| 440100                        |  | (11,051.09)      |
| INTEREST-BANK                 |  | (11,051.09)      |
| 440120                        |  | (661.62)         |
| INVESTMENT EARNINGS           |  | (661.62)         |
| 450200                        |  | (184,685.00)     |
| CONTRACT SERVICE REVENUE      |  | (184,685.00)     |
| 20                            |  | (127,370,202.06) |
| GRANTS                        |  | (127,370,202.06) |
| 1220                          |  | (20,217.02)      |
| GRANTS                        |  | (20,217.02)      |
| 420102                        |  | (0.04)           |
| FEDERAL PROGRAM INCOME        |  | (0.04)           |
| 430176                        |  | (7,832.00)       |
| PROBATION FEES                |  | (7,832.00)       |
| 440100                        |  | (12,384.98)      |
| INTEREST-BANK                 |  | (12,384.98)      |
| 2000                          |  | (105,093,336.11) |
| COUNTY JUDGE                  |  | (105,093,336.11) |
| 420100                        |  | (104,983,285.40) |
| FEDERAL GRANT REVENUE         |  | (104,983,285.40) |
| 440100                        |  | (110,050.71)     |
| INTEREST-BANK                 |  | (110,050.71)     |
| 2800                          |  | (4,292,505.54)   |
| COUNTY ATTORNEY               |  | (4,292,505.54)   |
| 420100                        |  | (0.04)           |
| FEDERAL GRANT REVENUE         |  | (0.04)           |
| 420206                        |  | (4,292,505.50)   |
| STATE CONTRACT REIMBURSEMENT  |  | (4,292,505.50)   |
| 3200                          |  | (20,113.49)      |
| OTHER                         |  | (20,113.49)      |
| 420200                        |  | (20,113.49)      |
| STATE GRANT REVENUE           |  | (20,113.49)      |
| 3210                          |  | (7,743,191.42)   |
| NON-DEPARTMENTAL              |  | (7,743,191.42)   |
| 420100                        |  | 3,876,909.30     |
| FEDERAL GRANT REVENUE         |  | 3,876,909.30     |
| 420200                        |  | 63,172.58        |
| STATE GRANT REVENUE           |  | 63,172.58        |
| 420206                        |  | (11,683,273.30)  |
| STATE CONTRACT REIMBURSEMENT  |  | (11,683,273.30)  |
| 3250                          |  | 2,384.18         |
| CHILD WELFARE                 |  | 2,384.18         |
| 420100                        |  | 2,384.18         |
| FEDERAL GRANT REVENUE         |  | 2,384.18         |
| 4100                          |  | (163,339.68)     |
| ANIMAL SERVICES               |  | (163,339.68)     |

|  |                |
|--|----------------|
| 420200   | (1.00)         |
| STATE GRANT REVENUE                                | (1.00)         |
| 420300   | (153,338.68)   |
| OTHER GRANT REVENUE                                | (153,338.68)   |
| 420306   | (10,000.00)    |
| OTHER CONTRACT REIMBURSEMENT                       | (10,000.00)    |
| 4200   | (6,103.43)     |
| FORENSIC SERVICES                                  | (6,103.43)     |
| 420100   | (6,103.43)     |
| FEDERAL GRANT REVENUE                              | (6,103.43)     |
| 4300   | (4,197,779.03) |
| MCCD-COUNTY APPROPRIATIONS (GDBG)                  | (4,197,779.03) |
| 420100   | (3,199,617.30) |
| FEDERAL GRANT REVENUE                              | (3,199,617.30) |
| 420102   | (35,738.41)    |
| FEDERAL PROGRAM INCOME                             | (35,738.41)    |
| 450300   | (962,423.32)   |
| CONTRIBUTIONS                                      | (962,423.32)   |
| 5100   | (428,848.08)   |
| DISTRICT ATTORNEY                                  | (428,848.08)   |
| 420100   | (284,595.65)   |
| FEDERAL GRANT REVENUE                              | (284,595.65)   |
| 420200   | (62,129.16)    |
| STATE GRANT REVENUE                                | (62,129.16)    |
| 420106   | (82,123.27)    |
| FEDERAL CONTRACT REIMBURSEMENT                     | (82,123.27)    |
| 5200   | (1,631,205.11) |
| OFFICE OF HOMELAND SECURITY & EMERGENCY MANAGEMENT | (1,631,205.11) |
| 420100   | (1,631,205.11) |
| FEDERAL GRANT REVENUE                              | (1,631,205.11) |
| 5400   | (1,976,716.92) |
| JUVENILE PROBATION-ADMINISTRATIVE                  | (1,976,716.92) |
| 420200   | (1,976,716.92) |
| STATE GRANT REVENUE                                | (1,976,716.92) |
| 5401   | (538,788.50)   |
| JUVENILE PROBATION-DETENTION                       | (538,788.50)   |
| 420100   | (45,028.02)    |
| FEDERAL GRANT REVENUE                              | (45,028.02)    |
| 420200   | (477,167.98)   |
| STATE GRANT REVENUE                                | (477,167.98)   |
| 420306   | (12,847.50)    |
| OTHER CONTRACT REIMBURSEMENT                       | (12,847.50)    |
| 420106   | (3,745.00)     |
| FEDERAL CONTRACT REIMBURSEMENT                     | (3,745.00)     |
| 6000   | (233,279.92)   |
| SHERIFF  | (233,279.92)   |
| 420100   | (117,979.18)   |
| FEDERAL GRANT REVENUE                              | (117,979.18)   |
| 420200   | (115,300.74)   |
| STATE GRANT REVENUE                                | (115,300.74)   |
| 6100   | (2,270.00)     |
| SHERIFF HOMELAND SECURITY                          | (2,270.00)     |
| 420300   | (2,270.00)     |
| OTHER GRANT REVENUE                                | (2,270.00)     |



|                                |              |
|--------------------------------|--------------|
| 6200                           | (17,175.10)  |
| SHERIFF CID                    | (17,175.10)  |
| 420106                         | (17,175.10)  |
| FEDERAL CONTRACT REIMBURSEMENT | (17,175.10)  |
| 6201                           | (10,567.77)  |
| SHERIFF HOMICIDE VIOLENT CRIME | (10,567.77)  |
| 420100                         | (10,567.77)  |
| FEDERAL GRANT REVENUE          | (10,567.77)  |
| 6202                           | (70,808.15)  |
| SHERIFF ORGANIZED CRIME        | (70,808.15)  |
| 420100                         | (51,063.19)  |
| FEDERAL GRANT REVENUE          | (51,063.19)  |
| 450200                         | 0.01         |
| CONTRACT SERVICE REVENUE       | 0.01         |
| 420106                         | (19,744.97)  |
| FEDERAL CONTRACT REIMBURSEMENT | (19,744.97)  |
| 6300                           | (42,698.30)  |
| SHERIFF PATROL                 | (42,698.30)  |
| 420100                         | (35,961.49)  |
| FEDERAL GRANT REVENUE          | (35,961.49)  |
| 420200                         | (2,958.84)   |
| STATE GRANT REVENUE            | (2,958.84)   |
| 420106                         | (3,777.97)   |
| FEDERAL CONTRACT REIMBURSEMENT | (3,777.97)   |
| 6302                           | (156,204.57) |
| SHERIFF PATROL WEST            | (156,204.57) |
| 420200                         | (63,316.01)  |
| STATE GRANT REVENUE            | (63,316.01)  |
| 450300                         | (92,888.56)  |
| CONTRIBUTIONS                  | (92,888.56)  |
| 6601                           | (268,608.22) |
| SHERIFF JAIL                   | (268,608.22) |
| 420100                         | (268,608.22) |
| FEDERAL GRANT REVENUE          | (268,608.22) |
| 7100                           | (7,335.52)   |
| CONSTABLE PRECINCT 1           | (7,335.52)   |
| 420100                         | (3,868.59)   |
| FEDERAL GRANT REVENUE          | (3,868.59)   |
| 420200                         | (240.73)     |
| STATE GRANT REVENUE            | (240.73)     |
| 420300                         | (3,226.20)   |
| OTHER GRANT REVENUE            | (3,226.20)   |
| 7300                           | (4,699.64)   |
| CONSTABLE PRECINCT 3           | (4,699.64)   |
| 420300                         | (4,699.64)   |
| OTHER GRANT REVENUE            | (4,699.64)   |
| 7400                           | (4,650.38)   |
| CONSTABLE PRECINCT 4           | (4,650.38)   |
| 420100                         | (3,080.38)   |
| FEDERAL GRANT REVENUE          | (3,080.38)   |
| 420300                         | (1,570.00)   |
| OTHER GRANT REVENUE            | (1,570.00)   |
| 7500                           | (85,919.89)  |
| CONSTABLE PRECINCT 5           | (85,919.89)  |

|                               |                 |
|-------------------------------|-----------------|
| 420100                        | (7,201.47)      |
| FEDERAL GRANT REVENUE         | (7,201.47)      |
| 420300                        | (78,718.42)     |
| OTHER GRANT REVENUE           | (78,718.42)     |
| 8340                          | (141,996.30)    |
| 359TH DISTRICT COURT          | (141,996.30)    |
| 420200                        | (141,996.30)    |
| STATE GRANT REVENUE           | (141,996.30)    |
| 9300                          | (79,604.00)     |
| COMMISSIONER PRECINCT 3       | (79,604.00)     |
| 420100                        | (79,604.00)     |
| FEDERAL GRANT REVENUE         | (79,604.00)     |
| 9400                          | (134,624.15)    |
| COMMISSIONER PRECINCT 4       | (134,624.15)    |
| 420100                        | (129,676.40)    |
| FEDERAL GRANT REVENUE         | (129,676.40)    |
| 420300                        | (4,947.75)      |
| OTHER GRANT REVENUE           | (4,947.75)      |
| 2500                          | (510,612.76)    |
| ELECTIONS ADMINISTRATOR       | (510,612.76)    |
| 420100                        | (510,612.76)    |
| FEDERAL GRANT REVENUE         | (510,612.76)    |
| 2502                          | (98.06)         |
| CONTRACT ELECTION DIRECT PAID | (98.06)         |
| 450328                        | (98.06)         |
| SALE OF ASSETS                | (98.06)         |
| 3800                          | (38,745,713.00) |
| DEBT SERVICE                  | (38,745,713.00) |
| 1300                          | (38,745,713.00) |
| DEBT SERVICE                  | (38,745,713.00) |
| 400100                        | (37,357,667.58) |
| CURRENT TAXES                 | (37,357,667.58) |
| 400110                        | (156,770.65)    |
| DELINQUENT TAXES              | (156,770.65)    |
| 400140                        | (110.29)        |
| OTHER TAXES                   | (110.29)        |
| 420304                        | (200,347.52)    |
| OTHER ALLOCATIONS             | (200,347.52)    |
| 440100                        | (177,131.45)    |
| INTEREST-BANK                 | (177,131.45)    |
| 440120                        | (16,429.42)     |
| INVESTMENT EARNINGS           | (16,429.42)     |
| 470100                        | (837,256.09)    |
| TRANSFERS IN                  | (837,256.09)    |
| 3333                          | (485.79)        |
| GL CONVERSION                 | (485.79)        |
| 440100                        | (1.60)          |
| INTEREST-BANK                 | (1.60)          |
| 440120                        | (484.19)        |
| INVESTMENT EARNINGS           | (484.19)        |



|        |                                     |                 |
|--------|-------------------------------------|-----------------|
| 340    |                                     | 29,193.72       |
|        | GASB 34 CONVERSION                  | 29,193.72       |
| 3300   |                                     | -               |
|        | PURCHASING AGENT                    |                 |
| 450328 |                                     | -               |
|        | SALE OF ASSETS                      | -               |
| 9999   |                                     | -               |
|        | BALANCE SHEET                       |                 |
| 480200 |                                     | -               |
|        | GAIN/LOSS ON SALE OF ASSETS         | -               |
| 1340   |                                     | 29,193.72       |
|        | GASB 34 CONVERSION                  | 29,193.72       |
| 450320 |                                     | 132,303.39      |
|        | MISCELLANEOUS                       | 132,303.39      |
| 480200 |                                     | (103,109.67)    |
|        | GAIN/LOSS ON SALE OF ASSETS         | (103,109.67)    |
| 460    |                                     | (1,171,056.38)  |
|        | LOCAL CAPITAL PROJECTS              | (1,171,056.38)  |
| 1400   |                                     | (300,000.00)    |
|        | LOCAL CAPITAL PROJECTS              | (300,000.00)    |
| 450320 |                                     | -               |
|        | MISCELLANEOUS                       | -               |
| 450328 |                                     | (300,000.00)    |
|        | SALE OF ASSETS                      | (300,000.00)    |
| 3700   |                                     | (871,056.38)    |
|        | TAX ASSESSOR/COLLECTOR              | (871,056.38)    |
| 400140 |                                     | (419,508.32)    |
|        | OTHER TAXES                         | (419,508.32)    |
| 440100 |                                     | (451,548.06)    |
|        | INTEREST-BANK                       | (451,548.06)    |
| 401    |                                     | (700,519.75)    |
|        | C/P REVENUE TOLL BONDS 10           | (700,519.75)    |
|        | C/P REVENUE TOLL BONDS 10           | (700,519.75)    |
| 440100 |                                     | (727.99)        |
|        | INTEREST-BANK                       | (727.99)        |
| 440120 |                                     | (699,791.76)    |
|        | INVESTMENT EARNINGS                 | (699,791.76)    |
| 402    |                                     | (11,516.47)     |
|        | C/P CERTIFICATES OF OBLIGATION 2012 | (11,516.47)     |
| 1402   |                                     | (11,516.47)     |
|        | C/P CERTIFICATES OF OBLIGATION 2012 | (11,516.47)     |
| 440100 |                                     | (1,321.53)      |
|        | INTEREST-BANK                       | (1,321.53)      |
| 440120 |                                     | (10,194.94)     |
|        | INVESTMENT EARNINGS                 | (10,194.94)     |
| 403    |                                     | (16,226,008.43) |
|        | C/P PASS THRU TOLL PROJECTS         | (16,226,008.43) |
| 1403   |                                     | (16,226,008.43) |
|        | C/P PASS THRU TOLL PROJECTS         | (16,226,008.43) |
| 420206 |                                     | (0.01)          |
|        | STATE CONTRACT REIMBURSEMENT        | (0.01)          |
| 440100 |                                     | (1,989.49)      |
|        | INTEREST-BANK                       | (1,989.49)      |
|        | CONTRACT SERVICE REVENUE            | (16,224,018.93) |

|        |                             |                 |
|--------|-----------------------------|-----------------|
| 402    |                             | (68,273.33)     |
|        | C/P ROAD BONDS 2016         | (68,273.33)     |
| 1404   |                             | (68,273.33)     |
|        | C/P ROAD BONDS 2016         | (68,273.33)     |
| 440100 |                             | (427.66)        |
|        | INTEREST-BANK               | (427.66)        |
| 440120 |                             | (67,845.67)     |
|        | INVESTMENT EARNINGS         | (67,845.67)     |
| 405    |                             | (233,520.05)    |
|        | C/P ROAD BONDS 2016A        | (233,520.05)    |
| 1405   |                             | (233,520.05)    |
|        | C/P ROAD BONDS 2016A        | (233,520.05)    |
| 440100 |                             | (5,358.23)      |
|        | INTEREST-BANK               | (5,358.23)      |
| 440120 |                             | (228,161.82)    |
|        | INVESTMENT EARNINGS         | (228,161.82)    |
| 406    |                             | (377,822.24)    |
|        | C/P ROAD BONDS 2018         | (377,822.24)    |
| 1406   |                             | (377,822.24)    |
|        | C/P ROAD BONDS 2018         | (377,822.24)    |
| 440100 |                             | (377,822.24)    |
|        | INTEREST-BANK               | (377,822.24)    |
| 407    |                             | (1,046,982.00)  |
|        | C/P ROAD BONDS 2018B        | (1,046,982.00)  |
| 1407   |                             | (1,046,982.00)  |
|        | C/P ROAD BONDS 2018B        | (1,046,982.00)  |
| 440100 |                             | (1,046,982.00)  |
|        | INTEREST-BANK               | (1,046,982.00)  |
| 408    |                             | (20,164.00)     |
|        | C/P SHERIFF'S PROJECTS      | (20,164.00)     |
| 1408   |                             | (20,164.00)     |
|        | SHERIFF PROJECTS            | (20,164.00)     |
| 450320 |                             | (20,164.00)     |
|        | MISCELLANEOUS               | (20,164.00)     |
| 500    |                             | (40,525,704.26) |
|        | SELF INSURANCE              | (40,525,704.26) |
| 1500   |                             | -               |
|        | SELF INSURANCE              | -               |
| 480200 |                             | -               |
|        | GAIN/LOSS ON SALE OF ASSETS | -               |
| 2201   |                             | (40,525,704.26) |
|        | SELF INSURANCE              | (40,525,704.26) |
| 430232 |                             | (30,614,200.98) |
|        | COUNTY FUNDING              | (30,614,200.98) |
| 430240 |                             | (1,628,696.46)  |
|        | EMPLOYEE/RETIREE FUNDING    | (1,628,696.46)  |
| 430242 |                             | (315,251.17)    |
|        | COBRA FUNDING               | (315,251.17)    |
| 430244 |                             | (44,024.03)     |
|        | THIRD PARTY REIMBURSEMENT   | (44,024.03)     |
|        | STOP LOSS REIMBURSEMENT     | (3,398,695.87)  |
| 430248 |                             | (798,784.03)    |
|        | RX REBATES                  | (798,784.03)    |
| 430250 |                             | (66,039.33)     |

|   |                |
|---|----------------|
| MEDICAL CLAIMS REFUNDS                    | (66,039.33)    |
| 430252                                    | (878.22)       |
| COBRA ADMINISTRATION FEE                  | (878.22)       |
| 430254                                    | (280,086.71)   |
| CONTRACT FUNDING                          | (280,086.71)   |
| 430256                                    | (1,030,053.27) |
| OPERATING SUBSIDY                         | (1,030,053.27) |
| 430260                                    | (182,110.00)   |
| EMPLOYEE CONTRIBUTION-EMPLOYEE ONLY       | (182,110.00)   |
| 430262                                    | (365,840.00)   |
| EMPLOYEE CONTRIBUTION-EMPLOYEE AND SPOUSE | (365,840.00)   |
| 430264                                    | (394,415.00)   |
| EMPLOYEE CONTRIBUTION-EMPLOYEE AND CHILD  | (394,415.00)   |
| 430266                                    | (1,131,610.00) |
| EMPLOYEE CONTRIBUTION-EMPLOYEE AND FAMILY | (1,131,610.00) |
| 430268                                    | (266,280.95)   |
| SUPPLEMENTAL LIFE EMPLOYEE PREMIUM        | (266,280.95)   |
| 430270                                    | (5,738.24)     |
| DEPENDENT LIFE EMPLOYEE PREMIUM           | (5,738.24)     |
| 450328                                    | (3,000.00)     |
| SALE OF ASSETS                            | (3,000.00)     |
| 501                                       | (1,644,080.60) |
| WORKERS' COMPENSATION                     | (1,644,080.60) |
| 2203                                      | (1,644,080.60) |
| WORKERS COMPENSATION                      | (1,644,080.60) |
| 430232                                    | (1,350,000.00) |
| COUNTY FUNDING                            | (1,350,000.00) |
| 430244                                    | (46,504.71)    |
| THIRD PARTY REIMBURSEMENT                 | (46,504.71)    |
| 430254                                    | (247,575.89)   |
| CONTRACT FUNDING                          | (247,575.89)   |
| 502                                       | (2,167,333.89) |
| PROPERTY/CASUALTY                         | (2,167,333.89) |
| 2202                                      | (95,779.52)    |
| PROPERTY/CASUALTY                         | (95,779.52)    |
| 430244                                    | (95,779.52)    |
| THIRD PARTY REIMBURSEMENT                 | (95,779.52)    |
| 2203                                      | (2,071,554.37) |
| WORKERS COMPENSATION                      | (2,071,554.37) |
| 430232                                    | (2,000,000.00) |
| COUNTY FUNDING                            | (2,000,000.00) |
| 430244                                    | (71,554.37)    |
| THIRD PARTY REIMBURSEMENT                 | (71,554.37)    |
| DEFAULT ZONE FUND                         |                |
| 1903                                      | -              |
| CAPITAL ROAD PROJECTS                     | -              |
| 450320                                    | -              |
| MISCELLANEOUS                             | -              |
| (blank)                                   |                |
| (blank)                                   |                |
| (blank)                                   |                |
| (blank)                                   |                |
| (blank)                                   |                |

# MONTGOMERY COUNTY, TEXAS

## REPORT OF REVENUES

For Fiscal Year Ended September 30, 2021


AS OF October 19, 2020

|                                | Sum of NetTransactionAmount |
|--------------------------------|-----------------------------|
| 100                            | (151,288.47)                |
| GENERAL OPERATIONS             | (151,288.47)                |
| 1100                           | (28,362.03)                 |
| GENERAL FUND                   | (28,362.03)                 |
| 410100                         | (6,620.00)                  |
| TABC LICENSES                  | (6,620.00)                  |
| 410102                         | (12,300.00)                 |
| HEALTH PERMITS                 | (12,300.00)                 |
| 430106                         | (7,060.44)                  |
| SHERIFF FEES                   | (7,060.44)                  |
| 430118                         | (550.00)                    |
| TPW SALES TAX COMMISSION       | (550.00)                    |
| 430170                         | (10.58)                     |
| HAZARDOUS WASTE MANAGEMENT FEE | (10.58)                     |
| 430216                         | (1,350.00)                  |
| INMATE TELEPHONE FEE           | (1,350.00)                  |
| 440100                         | (16.01)                     |
| INTEREST-BANK                  | (16.01)                     |
| 450318                         | (425.00)                    |
| RENTS/LEASES                   | (425.00)                    |
| 450320                         | (30.00)                     |
| MISCELLANEOUS                  | (30.00)                     |
| 2100                           | (252.00)                    |
| HUMAN RESOURCES                | (252.00)                    |
| 450200                         | (252.00)                    |
| CONTRACT SERVICE REVENUE       | (252.00)                    |
| 2200                           | (18.00)                     |
| RISK MANAGEMENT                | (18.00)                     |
| 450200                         | (18.00)                     |
| CONTRACT SERVICE REVENUE       | (18.00)                     |
| 2302                           | (183.80)                    |
| COURT COLLECTIONS              | (183.80)                    |
| 450200                         | (183.80)                    |
| CONTRACT SERVICE REVENUE       | (183.80)                    |
| 3700                           | (19,466.95)                 |
| TAX ASSESSOR/COLLECTOR         | (19,466.95)                 |
| 430122                         | (19,466.95)                 |
| SUPPLEMENTAL MVD FEES          | (19,466.95)                 |
| 3703                           | (250.00)                    |
| TAC VTR                        | (250.00)                    |
| 430128                         | (250.00)                    |
| VTR LICENSE APP FEE-OWNER      | (250.00)                    |
| 4001                           | (11,735.00)                 |
| PERMITS                        | (11,735.00)                 |
| 410106                         | (11,735.00)                 |
| FOOD SERVICE PERMITS           | (11,735.00)                 |
| 4100                           | (4,932.00)                  |
| ANIMAL SERVICES                | (4,932.00)                  |

|                                      |             |
|--------------------------------------|-------------|
| 410104                               | (70.00)     |
| ANIMAL CONTROL TRANSPORT             | (70.00)     |
| 430190                               | (1,500.00)  |
| ADOPTION FEES                        | (1,500.00)  |
| 430192                               | (1,385.00)  |
| ANIMAL SHELTER FEES                  | (1,385.00)  |
| 430194                               | (1,527.00)  |
| CLINIC SERVICES                      | (1,527.00)  |
| 430196                               | (260.00)    |
| IMPOUND FEES                         | (260.00)    |
| 450300                               | (190.00)    |
| CONTRIBUTIONS                        | (190.00)    |
| 4200                                 | (2,205.50)  |
| FORENSIC SERVICES                    | (2,205.50)  |
| 430200                               | (2,177.00)  |
| INQUESTS AND AUTOPSIES               | (2,177.00)  |
| 430210                               | (28.50)     |
| FORENSIC ADMINISTRATION FEE          | (28.50)     |
| 4400                                 | (4,222.50)  |
| CONVENTION CENTER                    | (4,222.50)  |
| 450318                               | (4,222.50)  |
| RENTS/LEASES                         | (4,222.50)  |
| 5050                                 | (416.00)    |
| CUSTOMS                              | (416.00)    |
| 450200                               | (416.00)    |
| CONTRACT SERVICE REVENUE             | (416.00)    |
| 5100                                 | (169.00)    |
| DISTRICT ATTORNEY                    | (169.00)    |
| 450200                               | (169.00)    |
| CONTRACT SERVICE REVENUE             | (169.00)    |
| 5301                                 | (39,169.50) |
| FIRE MARSHAL INSPECTIONS             | (39,169.50) |
| 430184                               | (7,469.50)  |
| FIRE INSPECTION FEE-EXISTING         | (7,469.50)  |
| 430186                               | (8,500.00)  |
| FIRE INSPECTION FEE-NEW CONSTRUCTION | (8,500.00)  |
| 450200                               | (23,200.00) |
| CONTRACT SERVICE REVENUE             | (23,200.00) |
| 5600                                 | (1,527.23)  |
| COMMISSIONS                          | (1,527.23)  |
| 450100                               | (1,527.23)  |
| COMMISSIONS                          | (1,527.23)  |
| 6000                                 | (5,560.00)  |
| SHERIFF                              | (5,560.00)  |
| 430180                               | (5,560.00)  |
| VEHICLE TOWING PROGRAM FEES          | (5,560.00)  |
| 6407                                 | (380.00)    |
| SHERIFF ACADEMY                      | (380.00)    |
| 430172                               | (380.00)    |
| ACADEMY REVENUE                      | (380.00)    |
| 6504                                 | (5,560.00)  |
| SHERIFF ALARMS                       | (5,560.00)  |
| 410108                               | (5,560.00)  |
| ALARM PERMITS                        | (5,560.00)  |

|                              |              |
|------------------------------|--------------|
| 7100                         | (1,457.50)   |
| CONSTABLE PRECINCT 1         | (1,457.50)   |
| 430138                       | (1,457.50)   |
| CONSTABLE FEES               | (1,457.50)   |
| 7400                         | (530.00)     |
| CONSTABLE PRECINCT 4         | (530.00)     |
| 430138                       | (530.00)     |
| CONSTABLE FEES               | (530.00)     |
| 7500                         | (750.00)     |
| CONSTABLE PRECINCT 5         | (750.00)     |
| 430138                       | (750.00)     |
| CONSTABLE FEES               | (750.00)     |
| 8100                         | (7,498.50)   |
| COURT OPERATIONS             | (7,498.50)   |
| 450324                       | (7,498.50)   |
| REIMBURSEMENT POST-JUDGEMENT | (7,498.50)   |
| 8320                         | (44.79)      |
| 221ST DISTRICT COURT         | (44.79)      |
| 450200                       | (44.79)      |
| CONTRACT SERVICE REVENUE     | (44.79)      |
| 8340                         | (24.77)      |
| 359TH DISTRICT COURT         | (24.77)      |
| 450200                       | (24.77)      |
| CONTRACT SERVICE REVENUE     | (24.77)      |
| 8401                         | (2,121.00)   |
| DRUG COURT                   | (2,121.00)   |
| 430214                       | (2,121.00)   |
| PROGRAM FEES                 | (2,121.00)   |
| 8402                         | (641.00)     |
| DRUG COURT-DWI COURT         | (641.00)     |
| 430214                       | (641.00)     |
| PROGRAM FEES                 | (641.00)     |
| 8510                         | (165.00)     |
| JUSTICE OF PEACE PRECINCT 1  | (165.00)     |
| 450200                       | (165.00)     |
| CONTRACT SERVICE REVENUE     | (165.00)     |
| 8550                         | (946.40)     |
| JUSTICE OF PEACE PRECINCT 5  | (946.40)     |
| 450200                       | (946.40)     |
| CONTRACT SERVICE REVENUE     | (946.40)     |
| 4401                         | (12,700.00)  |
| FAIRGROUNDS/EXPO CENTER      | (12,700.00)  |
| 450318                       | (12,700.00)  |
| RENTS/LEASES                 | (12,700.00)  |
| 1200                         | (110,710.85) |
| ROAD AND BRIDGE              | (110,710.85) |
| 410110                       | (70,725.00)  |
| AUTO REGISTRATION            | (70,725.00)  |
| 430114                       | (39,985.85)  |
| FLOOD PLAIN FEES             | (39,985.85)  |
| 4700                         | (1,025.00)   |
| PARKS                        | (1,025.00)   |

|                                     |              |
|-------------------------------------|--------------|
| 450200                              | (1,025.00)   |
| CONTRACT SERVICE REVENUE            | (1,025.00)   |
| 4800                                | (913.00)     |
| COMMUNITY CENTERS                   | (913.00)     |
| 420102                              | (400.00)     |
| FEDERAL PROGRAM INCOME              | (400.00)     |
| 430226                              | (400.00)     |
| RENTAL/USER FEES                    | (400.00)     |
| 450200                              | (113.00)     |
| CONTRACT SERVICE REVENUE            | (113.00)     |
| 4900                                | (14,327.14)  |
| RECYCLE CENTERS                     | (14,327.14)  |
| 430222                              | (1,015.00)   |
| RECYCLE FEES                        | (1,015.00)   |
| 450200                              | (13,312.14)  |
| CONTRACT SERVICE REVENUE            | (13,312.14)  |
| 9100                                | (5,330.75)   |
| COMMISSIONER PRECINCT 1             | (5,330.75)   |
| 450200                              | (5,330.75)   |
| CONTRACT SERVICE REVENUE            | (5,330.75)   |
| 9300                                | (6,791.78)   |
| COMMISSIONER PRECINCT 3             | (6,791.78)   |
| 450200                              | (6,791.78)   |
| CONTRACT SERVICE REVENUE            | (6,791.78)   |
| 5100                                | (384,040.98) |
| SELF INSURANCE                      | (384,040.98) |
| 2201                                | (384,040.98) |
| SELF INSURANCE                      | (384,040.98) |
| 430246                              | (49,056.49)  |
| STOP LOSS REIMBURSEMENT             | (49,056.49)  |
| 430248                              | (334,944.18) |
| RX REBATES                          | (334,944.18) |
| 430260                              | (40.00)      |
| EMPLOYEE CONTRIBUTION-EMPLOYEE ONLY | (40.00)      |
| 430270                              | (0.31)       |
| DEPENDENT LIFE EMPLOYEE PREMIUM     | (0.31)       |
| (blank)                             |              |
| (blank)                             |              |
| (blank)                             |              |
| (blank)                             |              |
| (blank)                             |              |
| (blank)                             |              |



**Montgomery County, Texas**  
**Office of the County Auditor**  
501 North Thompson, Suite 205, Conroe, Texas 77301  
P. O. Box 539, Conroe, Texas 77305

Rakesh Pandey, CPA  
County Auditor

Angela H. Blocker  
1<sup>st</sup> Assistant County Auditor

Date: October 20, 2020  
To: Rakesh Pandey, County Auditor  
From: Starla Terry, Internal Audit Supervisor *Starla Terry*  
Re: Commissioners Court October 27, 2020 Meeting Submission for Consent Agenda

---

Consider and accept the following completed audits:

Payroll Audit – Quarter 3

Compliance Audits FY2020

- Animal Services – Quarters 2 and 3
- Commissioner Pct. 2 – Quarters 2 and 3
- Constable Pct. 2 – Quarters 2 and 3
- Constable Pct. 3 – Quarters 2 and 3
- Law Library – Quarters 1, 2, and 3





## **OFFICE OF COUNTY AUDITOR INTERNAL AUDIT REPORT**


---

### **PAYROLL AUDIT THIRD QUARTER FY 2020**

---

#### **Audit Staff**

Rakesh Pandey, County Auditor, CPA  
Janet Browning, Internal Audit Manager, CIA, CFE  
Starla Terry, Internal Audit Supervisor  
Stacey Wilson, Internal Audit Assistant



**Montgomery County, Texas**  
**Office of the County Auditor**  
501 North Thompson, Suite 205, Conroe, Texas 77301  
P. O. Box 539, Conroe, Texas 77305

Rakesh Pandey, CPA  
County Auditor

Angela H. Blocker  
1<sup>st</sup> Assistant County Auditor

Date: October 9, 2020

To: Commissioner's Court  
Melanie Bush, County Treasurer

From: Rakesh Pandey, County Auditor, CPA  
Starla Terry, Internal Audit Supervisor

Re: Third Quarter Payroll Review FY 2020

---

The Auditor's Office has completed a quarterly audit of payroll for the third quarter of the fiscal year 2020.

The objectives of the audit were to ensure the reliability and accuracy of payroll and to determine compliance with state, federal, and county policies and procedures. While there is a risk that errors may not always be detected, the ultimate responsibility for accuracy of employee time reporting and recordkeeping lies firmly with each of the County departments.

Cc: Dodi Shaw, Director – Human Resources  
Virginia Little, Director – Risk Management

## **SCOPE**

---

The scope of the audit for the third quarter payroll review included bi-weekly pay dates April 9, 2020 through June 19, 2020.

Our audit is based on test samples comprised of integrity reports which identifies errors, payroll change request forms, and any departmental documentation regarding an employee's hours. While we do not audit 100% of the payroll checks issued, we do audit 100% of the output from the integrity reports and 100% of payroll change request forms.

## **OBJECTIVES**

---

To achieve the audit objectives, Internal Audit performed the following verifications:

- Employees were paid for time reported on time and attendance records.
- Payroll Change Request for information was entered accurately. These include new hires, terminations, promotions, transfers, reclassifications, and salary increases/decreases were entered accurately.
- Changes to employee payroll records were supported by Payroll Change Request form.
- Vacation, compensatory, overtime, holiday, sick, and personal pay was made in accordance with the Employee Policy Manual.
- Correct pay codes were recorded.
- Supervisors and employees certified time and attendance records were accurate.
- FLSA classifications were correct on time and attendance records;
- Compliance with state, federal, and county policies.

## **METHODOLOGY**

---

To achieve the audit objectives, Internal Audit performed the following:

- Reviewed payroll calculations for accuracy.
- Reviewed payroll codes to ensure the correct reflection of hours worked and paid time off.
- Reviewed time and attendance records to ensure proper authorization of hours worked by the employee and supervisor.
- Reviewed payroll authorization reports for information and totals from the time and attendance reports keyed into the payroll system.
- Reviewed Payroll Change Request forms for information accuracy.

## AUDIT RESULTS

Internal Audit has procedures in place to help detect errors and minimize incorrect payments. The following are the results of those procedures.

Table 1: The table represents the number of employees listed on Form 941 - Employer's Quarterly Federal Tax Return.

| Date       | Number of Employees |
|------------|---------------------|
| April 2020 | 2852                |
| May 2020   | 2864                |
| June 2020  | 2873                |
| Total      |                     |

Table 2: The table represents the payroll errors for the third quarter of FY 2020.

| Date       | Number of Errors |
|------------|------------------|
| April 2020 | 15               |
| May 2020   | 44               |
| June 2020  | 22               |
| Total      | 81               |

Table 3: The table represents errors identified during the payroll audit process for the third quarter. The audit was performed after the payroll process was complete. The review consisted of integrity reports, payroll change request forms, and any departmental documentation regarding an employee's hours.

| Types of Errors                                    | Department | Payroll Deductions | Payroll Processing | Personnel Processing | Number of Errors <sup>1</sup> |
|--|------------|--------------------|--------------------|----------------------|-------------------------------|
| Time entered incorrectly                           | X          |                    |                    |                      | 3                             |
| Leave banks not added in system                    |            |                    |                    | X                    | 1                             |
| Benefit adjustments were not on check              |            | X                  |                    |                      | 4                             |
| Adjustment memos incorrect                         |            | X                  |                    |                      | 2                             |
| Incorrect cell pay                                 |            |                    | X                  |                      | 1                             |
| Incorrect adjustment                               |            |                    | X                  |                      | 1                             |
| Adjustment not done                                |            |                    | X                  |                      | 1                             |
| Adjustment made in error                           | X          |                    |                    |                      | 1                             |
| Incorrect coding                                   | X          |                    |                    |                      | 1                             |
| Employees overpaid -- incorrect adjustment entered |            |                    | X                  |                      | 2                             |
| Coding incorrect on a reissued check               |            |                    | X                  |                      | 1                             |

|   |   |   |   |   |    |
|---|---|---|---|---|----|
| Benefit adjustment not on check               |   | X |   |   | 1  |
| Disability adjustments incorrect              |   | X |   |   | 35 |
| Deductions not correct in system              |   | X |   |   | 2  |
| Incorrect information in system               |   |   |   | X | 3  |
| Juvenile pay left off check                   |   |   | X |   | 1  |
| Incorrect coding                              | X |   |   |   | 4  |
| Vacation payout left off                      |   |   | X |   | 1  |
| Hours entered incorrectly – employee overpaid | X |   |   |   | 1  |
| Benefit deductions were not stopped           | X |   |   |   | 2  |
| Time entered incorrectly                      | X |   |   |   | 2  |
| Benefit deductions taken in error             |   | X |   |   | 1  |
| Incorrect pay code used                       | X |   |   |   | 5  |
| Retirement deducted in error                  |   |   | X |   | 1  |
| Incorrect pay code setup                      |   |   |   | X | 1  |
| Incorrect deduction amount                    |   | X |   |   | 1  |
| Deduction not set up                          |   | X |   |   | 1  |
| Adjustment entered incorrectly                |   |   | X |   | 1  |
| Total   |   |   |   |   | 81 |

*1 The total number of errors does not necessarily denote the number of errors per employee.*

### **Department Responses:**

All Human Resources issues have been researched and addressed with the staff responsible for the errors. We continue to stress with HR staff the importance of entering data accurately and in a timely manner. Every effort will be made to ensure data is entered accurately and during the appropriate time frame.

Risk Management: See response memo attached.

The Treasurer's Office is pleased with the continued decrease in payroll errors across all departments involved. This has been something that has been a key area of focus for my office.

### **CONCLUSION**

Payroll processing is a set of essential government functions that are countywide. These functions require uniform administration and oversight to ensure the accuracy of the County's payroll


requirement. During the course of the audit, we observed while the vast majority of checks are ultimately processed correctly, a number of conditions support that the payroll process requires added internal controls throughout the County. The conditions that require added internal controls include a wide range of transaction corrections made each pay period and differences in payroll processing within and across county departments.

The Auditor's Office continues to work with the Treasurer's Office to monitor each payroll, with the intent to reduce the number of payroll errors. With the collaboration of the departments, detectable errors are corrected by the payroll processing team before checks are issued. Furthermore, all time and attendance errors discovered during the course of this audit have been subsequently corrected. While there is a risk that errors may not always be detected, the ultimate responsibility for accuracy of employee time reporting and recordkeeping lies firmly with each of the County departments.

## **ACKNOWLEDGMENTS**

---

Internal Audit would like to thank the offices of the Treasurer, Risk Management, and Human Resource for their cooperation and assistance during this audit.



# Risk Management

501 North Thompson, Suite 202  
Conroe, Texas 77301  
Phone 936/760-6935


Michael E Howard  
Assistant Director of Risk Management

DATE        September 24, 2020

TO:         Montgomery County Auditor

FROM:       Michael Howard  
              Assistant Director of Risk Management

Risk Management has thoroughly reviewed the errors reported in the internal audit of payroll for 3rd Quarter 2020. We are pleased to see further reduction in payroll errors and that the errors which do occur are quickly corrected. We will continue to monitor all internal processes to continue this trend and to maintain the highest standards possible in administering payroll benefits.



**OFFICE OF COUNTY AUDITOR  
INTERNAL AUDIT REPORT**

---


**ANIMAL SERVICES  
2<sup>nd</sup> QTR COMPLIANCE AUDIT FY2020**

---

**ANIMAL SERVICES DIRECTOR**  
Aaron Johnson

**INTERNAL AUDIT STAFF**  
Rakesh Pandey, County Auditor, CPA  
Janet Browning, Internal Audit Manager, CIA, CFE  
Starla Terry, Internal Audit Supervisor  
Tracie Longoria, Internal Audit Assistant






**Montgomery County, Texas**  
**Office of the County Auditor**  
501 North Thompson, Suite 205, Conroe, Texas 77301  
P. O. Box 539, Conroe, Texas 77305

Rakesh Pandey, CPA  
County Auditor  
Angela H. Blocker  
1<sup>st</sup> Assistant County Auditor

Date: October 9, 2020

To: Aaron Johnson, Director

From: Starla Terry, Internal Audit Supervisor 

Re: Animal Services – 2<sup>nd</sup> Qtr. Compliance Audit FY2020

---

The Auditor's Office has completed an audit of the Animal Services monthly reports for January through March 2020.

The objectives of the audit were to ensure compliance with relevant statutes regarding monthly reports.

Attached is the Internal Audit report for the Animal Services office.

## **INTRODUCTION**

---

The Montgomery County Auditor's Office has examined a sample of the monthly reports of the Animal Services office for the months of January 2020 through March 2020.

## **SCOPE**

---

The scope of the review included Q2 FY20 supporting documentation necessary to verify compliance with certain required Local Government Codes.

## **OBJECTIVES**

---

The objectives of the examination were to verify compliance with submission of the monthly reports, mathematical accuracy of the reports, and to confirm funds collected were deposited with the County Treasurer in a timely manner.

## **METHODOLOGY**

---

To achieve the audit objectives, the Department of Internal Audit performed the following:

- Evaluate whether amounts reported on the monthly fee reports were submitted in compliance with LGC §114.001 General Requirements Applicable to Reports and LGC §114.043 Periodic Report to County Auditor;
- Verify monthly fee reports are mathematically accurate and are therefore approved as submitted in compliance with LGC §115.002 Examination of Books and Reports;
- Verify funds collected were deposited with the County Treasurer in compliance with LGC §113.022 Time for Making Deposits

## **AUDIT RESULTS**

---

- Monthly fee reports were submitted in compliance with LGC §114.001 and LGC §114.043
- Monthly fee reports reviewed were mathematically accurate and therefore approved as submitted in compliance with LGC §115.002
- Funds collected were deposited with the County Treasurer in compliance with LGC §113.022

## **CONCLUSION**

---

The report will be submitted to Commissioners Court October 27, 2020. If you have any questions regarding this report, please contact me at (936)-539-7820.



**OFFICE OF COUNTY AUDITOR  
INTERNAL AUDIT REPORT**

---

**ANIMAL SERVICES  
3<sup>rd</sup> QTR COMPLIANCE AUDIT FY2020**

---

**ANIMAL SERVICES DIRECTOR**

Aaron Johnson

**INTERNAL AUDIT STAFF**

Rakesh Pandey, County Auditor, CPA

Janet Browning, Internal Audit Manager, CIA, CFE

Starla Terry, Internal Audit Supervisor

Tracie Longoria, Internal Audit Assistant



**Montgomery County, Texas**  
**Office of the County Auditor**  
501 North Thompson, Suite 205, Conroe, Texas 77301  
P. O. Box 539, Conroe, Texas 77305

Rakesh Pandey, CPA  
County Auditor

Angela H. Blocker  
1<sup>st</sup> Assistant County Auditor

Date: October 9, 2020

To: Aaron Johnson, Director

From: Starla Terry, Internal Audit Supervisor *ST*

Re: Animal Services – 3<sup>rd</sup> Qtr. Compliance Audit FY2020

---

The Auditor's Office has completed an audit of the Animal Services monthly reports for April through June 2020.

The objectives of the audit were to ensure compliance with relevant statutes regarding monthly reports.

Attached is the Internal Audit report for the Animal Services office.

## **INTRODUCTION**

---

The Montgomery County Auditor's Office has examined a sample of the monthly reports of the Animal Services office for the months of April 2020 through June 2020.

## **SCOPE**

---

The scope of the review included Q3 FY20 supporting documentation necessary to verify compliance with certain required Local Government Codes.

## **OBJECTIVES**

---

The objectives of the examination were to verify compliance with submission of the monthly reports, mathematical accuracy of the reports, and to confirm funds collected were deposited with the County Treasurer in a timely manner.

## **METHODOLOGY**

---

To achieve the audit objectives, the Department of Internal Audit performed the following:

- Evaluate whether amounts reported on the monthly fee reports were submitted in compliance with LGC §114.001 General Requirements Applicable to Reports and LGC §114.043 Periodic Report to County Auditor;
- Verify monthly fee reports are mathematically accurate and are therefore approved as submitted in compliance with LGC §115.002 Examination of Books and Reports;
- Verify funds collected were deposited with the County Treasurer in compliance with LGC §113.022 Time for Making Deposits

## **AUDIT RESULTS**


---

- Monthly fee reports were submitted in compliance with LGC §114.001 and LGC §114.043
- Monthly fee reports reviewed were mathematically accurate and therefore approved as submitted in compliance with LGC §115.002
- Funds collected were deposited with the County Treasurer in compliance with LGC §113.022

## **CONCLUSION**

---

The report will be submitted to Commissioners Court October 27, 2020. If you have any questions regarding this report, please contact me at (936)-539-7820.



**OFFICE OF COUNTY AUDITOR  
INTERNAL AUDIT REPORT**

---

**COMMISSIONER PCT. 2  
2<sup>nd</sup> QTR COMPLIANCE AUDIT FY2020**

---

**COMMISSIONER PCT. 2**  
Charlie Riley

**INTERNAL AUDIT STAFF**  
Rakesh Pandey, County Auditor, CPA  
Janet Browning, Internal Audit Manager, CIA, CFE  
Starla Terry, Internal Audit Supervisor  
Tracie Longoria, Internal Audit Assistant




**Montgomery County, Texas**  
**Office of the County Auditor**  
501 North Thompson, Suite 205, Conroe, Texas 77301  
P. O. Box 539, Conroe, Texas 77305

Rakesh Pandey, CPA  
County Auditor

Angela H. Blocker  
1<sup>st</sup> Assistant County Auditor

Date: October 9, 2020

To: Charlie Riley, Commissioner Pct. 2

From: Starla Terry, Internal Audit Supervisor 

Re: Commissioner Pct. 2 – 2<sup>nd</sup> Qtr. Compliance Audit FY2020

---

The Auditor's Office has completed an audit of the Commissioner Pct. 2 monthly reports for January through March 2020.

The objectives of the audit were to ensure compliance with relevant statutes regarding monthly reports.

Attached is the Internal Audit report for the Commissioner Pct. 2 office.

## **INTRODUCTION**

---

The Montgomery County Auditor's Office has examined a sample of the monthly reports of the Commissioner Pct. 2 office for the months of January 2020 through March 2020.

## **SCOPE**

---

The scope of the review included Q2 FY2020 supporting documentation necessary to verify compliance with certain required Local Government Codes.

## **OBJECTIVES**

---

The objectives of the examination were to verify compliance with submission of the monthly reports, mathematical accuracy of the reports, and to confirm funds collected were deposited with the County Treasurer in a timely manner.

## **METHODOLOGY**

---

To achieve the audit objectives, the Department of Internal Audit performed the following:

- Evaluate whether amounts reported on the monthly fee reports were submitted in compliance with LGC §114.001(a),(b) General Requirements Applicable to Reports and LGC §114.043 Periodic Report to County Auditor;
- Verify monthly fee reports are mathematically accurate and are therefore approved as submitted in compliance with LGC §115.002 Examination of Books and Reports;
- Verify funds collected were deposited with the County Treasurer in compliance with LGC §113.022 Time for Making Deposits

## **AUDIT RESULTS**

---

- Monthly fee reports were submitted in compliance with LGC §114.001(a) and LGC §114.043
- March monthly fee report was submitted out of compliance with LGC §114.001(b)
- Monthly fee reports reviewed were mathematically accurate and therefore approved as submitted in compliance with LGC §115.002
- Funds collected were deposited with the County Treasurer in compliance with LGC §113.022

**Recommendation:** Monthly reports are due by the fifth business day per the LGC §114.001(b) General Requirements Applicable to Reports.


**Department Response:** In response to the March monthly report being out of compliance with the fifth business day; this rarely happens and was due to the staff working staggered hours due to COVID19.



## **CONCLUSION**

---

The report will be submitted to Commissioners Court October 27, 2020. If you have any questions regarding this report, please contact me at (936)-539-7820.



**OFFICE OF COUNTY AUDITOR  
INTERNAL AUDIT REPORT**


---

**COMMISSIONER PCT. 2  
3<sup>rd</sup> QTR COMPLIANCE AUDIT FY2020**

---

**COMMISSIONER PCT. 2**  
Charlie Riley

**INTERNAL AUDIT STAFF**  
Rakesh Pandey, County Auditor, CPA  
Janet Browning, Internal Audit Manager, CIA, CFE  
Starla Terry, Internal Audit Supervisor  
Tracie Longoria, Internal Audit Assistant



**Montgomery County, Texas**  
**Office of the County Auditor**  
501 North Thompson, Suite 205, Conroe, Texas 77301  
P. O. Box 539, Conroe, Texas 77305

Rakesh Pandey, CPA  
County Auditor

Angela H. Blocker  
1<sup>st</sup> Assistant County Auditor

Date: October 9, 2020

To: Charlie Riley, Commissioner Pct. 2

From: Starla Terry, Internal Audit Supervisor *ST*

Re: Commissioner Pct. 2 – 3<sup>rd</sup> Qtr. Compliance Audit FY2020

---

The Auditor's Office has completed an audit of the Commissioner Pct. 2 monthly reports for April through June 2020.

The objectives of the audit were to ensure compliance with relevant statutes regarding monthly reports.

Attached is the Internal Audit report for the Commissioner Pct. 2 office.

## **INTRODUCTION**

---

The Montgomery County Auditor's Office has examined a sample of the monthly reports of the Commissioner Pct. 2 office for the months of April 2020 through June 2020.

## **SCOPE**

---

The scope of the review included Q3 FY2020 supporting documentation necessary to verify compliance with certain required Local Government Codes.

## **OBJECTIVES**

---

The objectives of the examination were to verify compliance with submission of the monthly reports, mathematical accuracy of the reports, and to confirm funds collected were deposited with the County Treasurer in a timely manner.

## **METHODOLOGY**

---

To achieve the audit objectives, the Department of Internal Audit performed the following:

- Evaluate whether amounts reported on the monthly fee reports were submitted in compliance with LGC §114.001 General Requirements Applicable to Reports and LGC §114.043 Periodic Report to County Auditor;
- Verify monthly fee reports are mathematically accurate and are therefore approved as submitted in compliance with LGC §115.002 Examination of Books and Reports;
- Verify funds collected were deposited with the County Treasurer in compliance with LGC §113.022 Time for Making Deposits

## **AUDIT RESULTS**


---

- Monthly fee reports were submitted in compliance with LGC §114.001 and LGC §114.043
- Monthly fee reports reviewed were mathematically accurate and therefore approved as submitted in compliance with LGC §115.002
- Funds collected were deposited with the County Treasurer in compliance with LGC §113.022

## **CONCLUSION**

---

The report will be submitted to Commissioners Court October 27, 2020. If you have any questions regarding this report, please contact me at (936)-539-7820.



**OFFICE OF COUNTY AUDITOR  
INTERNAL AUDIT REPORT**

---

**CONSTABLE PRECINCT 2  
2<sup>nd</sup> QTR COMPLIANCE AUDIT FY2020**

---

**CONSTABLE PRECINCT 2**  
Gene DeForest

**INTERNAL AUDIT STAFF**  
Rakesh Pandey, County Auditor, CPA  
Janet Browning, Internal Audit Manager, CIA, CFE  
Starla Terry, Internal Audit Supervisor  
Tracie Longoria, Internal Audit Assistant



**Montgomery County, Texas**  
**Office of the County Auditor**  
501 North Thompson, Suite 205, Conroe, Texas 77301  
P. O. Box 539, Conroe, Texas 77305

Rakesh Pandey, CPA  
County Auditor

Angela H. Blocker  
1<sup>st</sup> Assistant County Auditor

Date: October 1, 2020

To: Gene DeForest, Constable Precinct 2

From: Starla Terry, Internal Audit Supervisor *ST*

Re: Constable Precinct 2 – 2<sup>nd</sup> Qtr. Compliance Audit FY2020

---

The Auditor's Office has completed an audit of the Constable Precinct 2 monthly reports for January through March 2020.

The objectives of the audit were to ensure compliance with relevant statutes regarding monthly reports.

Attached is the Internal Audit report for the Constable Precinct 2 office.

## **INTRODUCTION**

---

The Montgomery County Auditor's Office has examined a sample of the monthly reports of the Constable Precinct 2 office for the months of January 2020 through March 2020.

## **SCOPE**

---

The scope of the review included Q2 FY2020 supporting documentation necessary to verify compliance with certain required Local Government Codes.

## **OBJECTIVES**

---

The objectives of the examination were to verify compliance with submission of the monthly reports, mathematical accuracy of the reports, and to confirm funds collected were deposited with the County Treasurer in a timely manner.

## **METHODOLOGY**

---

To achieve the audit objectives, the Department of Internal Audit performed the following:

- Evaluate whether amounts reported on the monthly fee reports were submitted in compliance with LGC §114.001 General Requirements Applicable to Reports and LGC §114.043 Periodic Report to County Auditor;
- Verify monthly fee reports are mathematically accurate and are therefore approved as submitted in compliance with LGC §115.002 Examination of Books and Reports;
- Verify funds collected were deposited with the County Treasurer in compliance with LGC §113.022 Time for Making Deposits

## **AUDIT RESULTS**

---

- Monthly fee reports were submitted in compliance with LGC §114.001 and LGC §114.043
- Monthly fee reports reviewed were mathematically accurate and therefore approved as submitted in compliance with LGC §115.002
- Funds collected were deposited with the County Treasurer in compliance with LGC §113.022

## **CONCLUSION**

---

The report will be submitted to Commissioners Court October 27, 2020. If you have any questions regarding this report, please contact me at (936)-539-7820.



**OFFICE OF COUNTY AUDITOR  
INTERNAL AUDIT REPORT**

---

**CONSTABLE PRECINCT 2  
3<sup>rd</sup> QTR COMPLIANCE AUDIT FY2020**

---

**CONSTABLE PRECINCT 2**  
Gene DeForest

**INTERNAL AUDIT STAFF**  
Rakesh Pandey, County Auditor, CPA  
Janet Browning, Internal Audit Manager, CIA, CFE  
Starla Terry, Internal Audit Supervisor  
Tracie Longoria, Internal Audit Assistant





**Montgomery County, Texas**  
**Office of the County Auditor**  
501 North Thompson, Suite 205, Conroe, Texas 77301  
P. O. Box 539, Conroe, Texas 77305

Rakesh Pandey, CPA  
County Auditor

Angela H. Blocker  
1<sup>st</sup> Assistant County Auditor

Date: October 16, 2020

To: Gene DeForest, Constable Precinct 2

From: Starla Terry, Internal Audit Supervisor *ST*

Re: Constable Precinct 2 – 3<sup>rd</sup> Qtr. Compliance Audit FY2020

---

The Auditor's Office has completed an audit of the Constable Precinct 2 monthly reports for April through June 2020.

The objectives of the audit were to ensure compliance with relevant statutes regarding monthly reports.

Attached is the Internal Audit report for the Constable Precinct 2 office.

## **INTRODUCTION**

---

The Montgomery County Auditor's Office has examined a sample of the monthly reports of the Constable Precinct 2 office for the months of April 2020 through June 2020.

## **SCOPE**

---

The scope of the review included Q3 FY2020 supporting documentation necessary to verify compliance with certain required Local Government Codes.

## **OBJECTIVES**

---

The objectives of the examination were to verify compliance with submission of the monthly reports, mathematical accuracy of the reports, and to confirm funds collected were deposited with the County Treasurer in a timely manner.

## **METHODOLOGY**

---

To achieve the audit objectives, the Department of Internal Audit performed the following:

- Evaluate whether amounts reported on the monthly fee reports were submitted in compliance with LGC §114.001 General Requirements Applicable to Reports and LGC §114.043 Periodic Report to County Auditor;
- Verify monthly fee reports are mathematically accurate and are therefore approved as submitted in compliance with LGC §115.002 Examination of Books and Reports;
- Verify funds collected were deposited with the County Treasurer in compliance with LGC §113.022 Time for Making Deposits

## **AUDIT RESULTS**


---

- Monthly fee reports were submitted in compliance with LGC §114.001 and LGC §114.043
- Monthly fee reports reviewed were mathematically accurate and therefore approved as submitted in compliance with LGC §115.002
- Funds collected were deposited with the County Treasurer in compliance with LGC §113.022

## **CONCLUSION**

---

The report will be submitted to Commissioners Court October 27, 2020. If you have any questions regarding this report, please contact me at (936)-539-7820.



**OFFICE OF COUNTY AUDITOR  
INTERNAL AUDIT REPORT**


---

**CONSTABLE PRECINCT 3  
2<sup>nd</sup> QTR COMPLIANCE AUDIT FY2020**

---

**CONSTABLE PRECINCT 3**  
Ryan Gable

**INTERNAL AUDIT STAFF**  
Rakesh Pandey, County Auditor, CPA  
Janet Browning, Internal Audit Manager, CIA, CFE  
Starla Terry, Internal Audit Supervisor  
Tracie Longoria, Internal Audit Assistant



**Montgomery County, Texas**  
**Office of the County Auditor**  
501 North Thompson, Suite 205, Conroe, Texas 77301  
P. O. Box 539, Conroe, Texas 77305

Rakesh Pandey, CPA  
County Auditor

Angela H. Blocker  
1<sup>st</sup> Assistant County Auditor

Date: October 16, 2020

To: Ryan Gable, Constable Precinct 3

From: Starla Terry, Internal Audit Supervisor *ST*

Re: Constable Precinct 3 – 2<sup>nd</sup> Qtr. Compliance Audit FY2020

---

The Auditor's Office has completed an audit of the Constable Precinct 3 monthly reports for January through March 2020.

The objectives of the audit were to ensure compliance with relevant statutes regarding monthly reports.

Attached is the Internal Audit report for the Constable Precinct 3 office.

## **INTRODUCTION**

---

The Montgomery County Auditor's Office has examined a sample of the monthly reports of the Constable Precinct 3 office for the months of January 2020 through March 2020.

## **SCOPE**

---

The scope of the review included Q2 FY2020 supporting documentation necessary to verify compliance with certain required Local Government Codes.

## **OBJECTIVES**

---

The objectives of the examination were to verify compliance with submission of the monthly reports, mathematical accuracy of the reports, and to confirm funds collected were deposited with the County Treasurer in a timely manner.

## **METHODOLOGY**

---

To achieve the audit objectives, the Department of Internal Audit performed the following:

- Evaluate whether amounts reported on the monthly fee reports were submitted in compliance with LGC §114.001 General Requirements Applicable to Reports and LGC §114.043 Periodic Report to County Auditor;
- Verify monthly fee reports are mathematically accurate and are therefore approved as submitted in compliance with LGC §115.002 Examination of Books and Reports;
- Verify funds collected were deposited with the County Treasurer in compliance with LGC §113.022 Time for Making Deposits

## **AUDIT RESULTS**


---

- Monthly fee reports were submitted in compliance with LGC §114.001 and LGC §114.043
- Monthly fee reports reviewed were mathematically accurate and therefore approved as submitted in compliance with LGC §115.002
- Funds collected were deposited with the County Treasurer in compliance with LGC §113.022

## **CONCLUSION**

---

The report will be submitted to Commissioners Court October 27, 2020. If you have any questions regarding this report, please contact me at (936)-539-7820.



**OFFICE OF COUNTY AUDITOR  
INTERNAL AUDIT REPORT**

---

**CONSTABLE PRECINCT 3  
3<sup>rd</sup> QTR COMPLIANCE AUDIT FY2020**

---

**CONSTABLE PRECINCT 3**  
Ryan Gable

**INTERNAL AUDIT STAFF**  
Rakesh Pandey, County Auditor, CPA  
Janet Browning, Internal Audit Manager, CIA, CFE  
Starla Terry, Internal Audit Supervisor  
Tracie Longoria, Internal Audit Assistant



**Montgomery County, Texas**  
**Office of the County Auditor**  
501 North Thompson, Suite 205, Conroe, Texas 77301  
P. O. Box 539, Conroe, Texas 77305

Rakesh Pandey, CPA  
County Auditor

Angela H. Blocker  
1<sup>st</sup> Assistant County Auditor

Date: October 16, 2020

To: Ryan Gable, Constable Precinct 3

From: Starla Terry, Internal Audit Supervisor *ST*

Re: Constable Precinct 3 – 3<sup>rd</sup> Qtr. Compliance Audit FY2020

---

The Auditor's Office has completed an audit of the Constable Precinct 3 monthly reports for April through June 2020.

The objectives of the audit were to ensure compliance with relevant statutes regarding monthly reports.

Attached is the Internal Audit report for the Constable Precinct 3 office.

## **INTRODUCTION**

---

The Montgomery County Auditor's Office has examined a sample of the monthly reports of the Constable Precinct 3 office for the months of April 2020 through June 2020.

## **SCOPE**

---

The scope of the review included Q3 FY2020 supporting documentation necessary to verify compliance with certain required Local Government Codes.

## **OBJECTIVES**

---

The objectives of the examination were to verify compliance with submission of the monthly reports, mathematical accuracy of the reports, and to confirm funds collected were deposited with the County Treasurer in a timely manner.

## **METHODOLOGY**

---

To achieve the audit objectives, the Department of Internal Audit performed the following:

- Evaluate whether amounts reported on the monthly fee reports were submitted in compliance with LGC §114.001 General Requirements Applicable to Reports and LGC §114.043 Periodic Report to County Auditor;
- Verify monthly fee reports are mathematically accurate and are therefore approved as submitted in compliance with LGC §115.002 Examination of Books and Reports;
- Verify funds collected were deposited with the County Treasurer in compliance with LGC §113.022 Time for Making Deposits

## **AUDIT RESULTS**

---

- Monthly fee reports were submitted in compliance with LGC §114.001 and LGC §114.043
- Monthly fee reports reviewed were mathematically accurate and therefore approved as submitted in compliance with LGC §115.002
- Funds collected were deposited with the County Treasurer in compliance with LGC §113.022

## **CONCLUSION**

---

The report will be submitted to Commissioners Court October 27, 2020. If you have any questions regarding this report, please contact me at (936)-539-7820.





**OFFICE OF COUNTY AUDITOR  
INTERNAL AUDIT REPORT**

---

**LAW LIBRARY  
1<sup>st</sup> QTR COMPLIANCE AUDIT FY2020**

---

**CHIEF OF STAFF**  
Jason Millsaps

**INTERNAL AUDIT STAFF**  
Rakesh Pandey, County Auditor, CPA  
Janet Browning, Internal Audit Manager, CIA, CFE  
Starla Terry, Internal Audit Supervisor  
Tracie Longoria, Internal Audit Assistant



**Montgomery County, Texas**  
**Office of the County Auditor**  
501 North Thompson, Suite 205, Conroe, Texas 77301  
P. O. Box 539, Conroe, Texas 77305

Rakesh Pandey, CPA  
County Auditor

Angela H. Blocker  
1<sup>st</sup> Assistant County Auditor

Date: October 9, 2020

To: Jason Millsaps, Chief of Staff

From: Starla Terry, Internal Audit Supervisor *ST*

Re: Law Library – 1<sup>st</sup> Qtr. Compliance Audit FY2020

---

The Auditor's Office has completed an audit of the Law Library monthly reports for October through December 2019.

The objectives of the audit were to ensure compliance with relevant statutes regarding monthly reports.

Attached is the Internal Audit report for the Law Library office.

## **INTRODUCTION**

---

The Montgomery County Auditor's Office has examined a sample of the monthly reports of the Law Library office for the months of October 2019 through December 2019.

## **SCOPE**

---

The scope of the review included Q1 FY2020 supporting documentation necessary to verify compliance with certain required Local Government Codes.

## **OBJECTIVES**

---

The objectives of the examination were to verify compliance with submission of the monthly reports, mathematical accuracy of the reports, and to confirm funds collected were deposited with the County Treasurer in a timely manner.

## **METHODOLOGY**

---

To achieve the audit objectives, the Department of Internal Audit performed the following:

- Evaluate whether amounts reported on the monthly fee reports were submitted in compliance with LGC §114.001(a),(b) General Requirements Applicable to Reports and LGC §114.043 Periodic Report to County Auditor;
- Verify monthly fee reports are mathematically accurate and are therefore approved as submitted in compliance with LGC §115.002 Examination of Books and Reports;
- Verify funds collected were deposited with the County Treasurer in compliance with LGC §113.022 Time for Making Deposits

## **AUDIT RESULTS**

---

- Monthly fee reports were submitted in compliance with LGC §114.001(a) and LGC §114.043
- October monthly fee report was submitted out of compliance with LGC §114.001(b)
- Monthly fee reports reviewed were mathematically accurate and therefore approved as submitted in compliance with LGC §115.002
- Two deposits that comprised of nine receipts were non-compliant with LGC §113.022 Time for Making Deposits

### **Recommendation**

We recommend filing the monthly reports by the fifth business day after the last day of each month per the LGC §114.001(b) General Requirements Applicable to Reports.


We recommend depositing on the next business day and if not possible, by the fifth business day per the LGC §113.022 Time for Making Deposits.

This was a previous finding in Q4 FY19. Communication wasn't made from the auditor's office with management until May 20, 2020. As such, management has communicated their commitment on rectifying the matter heron after.

## **CONCLUSION**

---

The report will be submitted to Commissioners Court October 27, 2020. If you have any questions regarding this report, please contact me at (936)-539-7820.



**OFFICE OF COUNTY AUDITOR  
INTERNAL AUDIT REPORT**

---

**LAW LIBRARY  
2<sup>nd</sup> QTR COMPLIANCE AUDIT FY2020**

---

**CHIEF OF STAFF**  
Jason Millsaps

**INTERNAL AUDIT STAFF**  
Rakesh Pandey, County Auditor, CPA  
Janet Browning, Internal Audit Manager, CIA, CFE  
Starla Terry, Internal Audit Supervisor  
Tracie Longoria, Internal Audit Assistant




**Montgomery County, Texas**  
**Office of the County Auditor**  
501 North Thompson, Suite 205, Conroe, Texas 77301  
P. O. Box 539, Conroe, Texas 77305

Rakesh Pandey, CPA  
County Auditor

Angela H. Blocker  
1<sup>st</sup> Assistant County Auditor

Date: October 9, 2020

To: Jason Millsaps, Chief of Staff

From: Starla Terry, Internal Audit Supervisor 

Re: Law Library – 2<sup>nd</sup> Qtr. Compliance Audit FY2020

---

The Auditor's Office has completed an audit of the Law Library monthly reports for January through March 2020.

The objectives of the audit were to ensure compliance with relevant statutes regarding monthly reports.

Attached is the Internal Audit report for the Law Library office.

## **INTRODUCTION**

---

The Montgomery County Auditor's Office has examined a sample of the monthly reports of the Law Library office for the months of January 2020 through March 2020.

## **SCOPE**

---

The scope of the review included Q2 FY2020 supporting documentation necessary to verify compliance with certain required Local Government Codes.

## **OBJECTIVES**

---

The objectives of the examination were to verify compliance with submission of the monthly reports, mathematical accuracy of the reports, and to confirm funds collected were deposited with the County Treasurer in a timely manner.

## **METHODOLOGY**

---

To achieve the audit objectives, the Department of Internal Audit performed the following:

- Evaluate whether amounts reported on the monthly fee reports were submitted in compliance with LGC §114.001(a),(b) General Requirements Applicable to Reports and LGC §114.043 Periodic Report to County Auditor;
- Verify monthly fee reports are mathematically accurate and are therefore approved as submitted in compliance with LGC §115.002 Examination of Books and Reports;
- Verify funds collected were deposited with the County Treasurer in compliance with LGC §113.022 Time for Making Deposits

## **AUDIT RESULTS**

---

- Monthly fee reports were submitted in compliance with LGC §114.001(a) and LGC §114.043
- February and March monthly fee report was submitted out of compliance with LGC §114.001(b)
- Monthly fee reports reviewed were mathematically accurate and therefore approved as submitted in compliance with LGC §115.002
- Three deposits that comprised of fifteen receipts were non-compliant with LGC §113.022 Time for Making Deposits

### **Recommendation**

We recommend filing the monthly reports by the fifth business day after the last day of each month per the LGC §114.001 (b) General Requirements Applicable to Reports.

We recommend depositing on the next business day and if not possible, by the fifth business day per the LGC §113.022 Time for Making Deposits.


This was a previous finding in Q4 FY19 and Q1 FY20. Communication wasn't made from the auditor's office with management until May 20, 2020. As such, management has communicated their commitment on rectifying the matter heron after.

## **CONCLUSION**

---

The report will be submitted to Commissioners Court October 27, 2020. If you have any questions regarding this report, please contact me at (936)-539-7820.





**OFFICE OF COUNTY AUDITOR  
INTERNAL AUDIT REPORT**

---

**LAW LIBRARY  
3<sup>rd</sup> QTR COMPLIANCE AUDIT FY2020**

---

**CHIEF OF STAFF**

Jason Millsaps

**INTERNAL AUDIT STAFF**

Rakesh Pandey, County Auditor, CPA

Janet Browning, Internal Audit Manager, CIA, CFE

Starla Terry, Internal Audit Supervisor

Tracie Longoria, Internal Audit Assistant



**Montgomery County, Texas**  
**Office of the County Auditor**  
501 North Thompson, Suite 205, Conroe, Texas 77301  
P. O. Box 539, Conroe, Texas 77305

Rakesh Pandey, CPA  
County Auditor

Angela H. Blocker  
1<sup>st</sup> Assistant County Auditor

Date: October 9, 2020

To: Jason Millsaps, Chief of Staff

From: Starla Terry, Internal Audit Supervisor *ST*

Re: Law Library – 3<sup>rd</sup> Qtr. Compliance Audit FY2020

---

The Auditor's Office has completed an audit of the Law Library monthly reports for April through June 2020.

The objectives of the audit were to ensure compliance with relevant statutes regarding monthly reports.

Attached is the Internal Audit report for the Law Library office.

## **INTRODUCTION**

---

The Montgomery County Auditor's Office has examined a sample of the monthly reports of the Law Library office for the months of April 2020 through June 2020.

## **SCOPE**

---

The scope of the review included Q3 FY2020 supporting documentation necessary to verify compliance with certain required Local Government Codes.

## **OBJECTIVES**

---

The objectives of the examination were to verify compliance with submission of the monthly reports, mathematical accuracy of the reports, and to confirm funds collected were deposited with the County Treasurer in a timely manner.

## **METHODOLOGY**

---

To achieve the audit objectives, the Department of Internal Audit performed the following:

- Evaluate whether amounts reported on the monthly fee reports were submitted in compliance with LGC §114.001 General Requirements Applicable to Reports and LGC §114.043 Periodic Report to County Auditor;
- Verify monthly fee reports are mathematically accurate and are therefore approved as submitted in compliance with LGC §115.002 Examination of Books and Reports;
- Verify funds collected were deposited with the County Treasurer in compliance with LGC §113.022 Time for Making Deposits

## **AUDIT RESULTS**

---

- Monthly fee reports were submitted in compliance with LGC §114.001 and LGC §114.043
- Monthly fee reports reviewed were mathematically accurate and therefore approved as submitted in compliance with LGC §115.002
- Funds collected were deposited with the County Treasurer in compliance with LGC §113.022

## **CONCLUSION**

---

The report will be submitted to Commissioners Court October 27, 2020. If you have any questions regarding this report, please contact me at (936)-539-7820.



\$23,395,000

Montgomery County, Texas

Certificates of Obligation,  
Taxable Series 2010B  
(Direct Subsidy Build America Bonds)  
(Mental Health Treatment Facility)

INTERIM ARBITRAGE REBATE ANALYSIS

For the Computation Period:  
September 21, 2010 – September 21, 2020

BLX 

**TABLE OF CONTENTS**

Transmittal Letter

Opinion by Orrick, Herrington & Sutcliffe LLP

Notes and Assumptions

Definitions

The Certificates

Schedule A - Summary of Rebate Analysis

Schedule B - Sources & Uses of Funds

Schedule C - Annual Debt Service & Production

Schedule D - Semi-Annual Debt Service

Schedule E - Arbitrage Yield Calculation

Rebate Computations



BLX Group LLC

2711 N. Haskell Ave., Lockbox 35, Suite 2600 SW  
Dallas, TX 75204  
Ph 214 989 2700 Fx 214 989 2712  
blxgroup.com

October 12, 2020

Montgomery County  
P.O. Box 539  
Conroe, Texas 77305

Re: \$23,395,000  
Montgomery County, Texas  
Certificates of Obligation,  
Taxable Series 2010B  
(Direct Subsidy Build America Bonds)  
(Mental Health Treatment Facility)  
Interim Arbitrage Rebate Analysis  
Computation Period: September 21, 2010 through September 21, 2020

Ladies and Gentlemen:

This report (the "Report"), which is being delivered to you pursuant to our engagement letter, consists of computations and the assumptions on which such computations are based with respect to the rebate liability of the Montgomery County, Texas (the "Issuer") in connection with the above-captioned issue (the "Certificates") for the above-referenced period (the "Interim Computation Period").

The computations herein are based on an analysis of existing laws, regulations, and rulings. The Department of the Treasury ("Treasury") may publish additional regulations and supplement, amend, or interpret such laws, regulations, and rulings from time to time, with the result that the amount of rebate liability described in the Report may be subject to adjustment under such future pronouncements.

The scope of our engagement was limited to preparing the Report based on information supplied to us. In accordance with our engagement letter (which is incorporated herein by reference), our engagement did not include determination of whether securities allocable to proceeds of the Certificates were purchased at fair market value within the meaning of the Treasury Regulations, or an audit or review of the investments acquired with gross proceeds or the payment of debt service on the Certificates. With your permission, we have relied entirely on the information provided to us without independent verification, and we express no opinion as to the completeness, accuracy, or suitability of such information for purposes of calculating rebate liability with respect to the Certificates. We have undertaken no responsibility to audit or review the tax-exempt status of interest on the Certificates or any other aspect of the Certificate program. We are under no obligation to consider any information obtained by us pursuant to this engagement for any purpose other than determining such rebate liability. Also, we have no obligation to update this Report because of any events occurring, changes in existing laws, regulations, or rulings or interpretations thereof, or data or information received, subsequent to the date hereof.



For the Interim Computation Period September 21, 2010 through September 21, 2020:

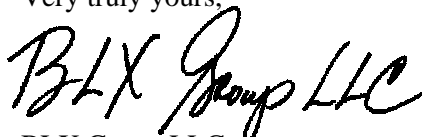
|                                 |               |
|---------------------------------|---------------|
| Allowable Yield on Investments: | 3.410977%     |
| Rebate Payment Due:             | <u>\$0.00</u> |

As set forth on Schedule A hereof, no payment is required to be made to the United States on or before November 20, 2020 (60 days after September 21, 2020, the end of the tenth Certificate Year). As no payment is due to the United States, no Internal Revenue Service Form 8038-T need be filed. The next rebate installment payment will be due not later than November 20, 2025 (60 days after September 21, 2025, the end of the fifteenth Certificate Year). Should the Certificates be retired prior to September 21, 2025, 100% of the cumulative rebate liability (reduced by any applicable computation date credits) as of such retirement date will become due and payable within 60 days.

This Report does not address or determine the amount of any penalty in lieu of rebate that may be payable with respect to the Certificates.

This Report is not to be used, circulated, quoted, referred to, or relied upon by any other person without our express written permission.

Very truly yours,

  
BLX Group LLC





October 12, 2020

Montgomery County, Texas  
P.O. Box 539  
Conroe, Texas 77305

**Orrick, Herrington & Sutcliffe LLP**  
777 South Figueroa Street  
Suite 3200  
Los Angeles, CA 90017-5855  
+1 213 629 2020  
[orrick.com](http://orrick.com)

Re: \$23,395,000  
Montgomery County, Texas  
Certificates of Obligation,  
Taxable Series 2010B  
(Direct Subsidy Build America Bonds)  
(Mental Health Treatment Facility)  
Interim Arbitrage Rebate Analysis  
Computation Period: September 21, 2010 through September 21, 2020

Ladies and Gentlemen:

This opinion is being delivered to you pursuant to our engagement to provide certain legal services and accompanies a report (the "Report") prepared on the date hereof by BLX Group LLC ("BLX") consisting of computations and the assumptions on which such computations are based with respect to the rebate liability of the Montgomery County, Texas (the "Issuer") in connection with the above-captioned issue (the "Certificates") for the above-referenced period (the "Interim Computation Period"). In particular, we note that our opinion is specifically subject to the notes and assumptions contained in the Report.

The opinion expressed herein is based on an analysis of existing laws, regulations, and rulings. The Department of the Treasury ("Treasury") may publish additional regulations and supplement, amend, or interpret such laws, regulations, and rulings from time to time, with the result that the amount of rebate liability described in the Report and in this opinion may be subject to adjustment under such future pronouncements.

The scope of our engagement was limited to preparing this opinion, based on information supplied to us by you and BLX. Our engagement did not include determination of whether securities allocable to proceeds of the Certificates were purchased at fair market value within the meaning of the Treasury Regulations, or an audit or review of the investments acquired with gross proceeds or the payment of debt service on the Certificates. With your permission, we have relied entirely on information provided by you and BLX without independent verification, and we express no opinion as to the completeness, accuracy, or suitability of such information for purposes of calculating rebate liability with respect to the Certificates. We have undertaken no responsibility to audit or review the tax-exempt status of interest on the Certificates or any other aspect of the Certificate program. No opinion is expressed on any matter other than rebate liability to the extent set forth below, and we are under no obligation to consider any information obtained by us pursuant to this engagement for any purpose other than determining such rebate liability. Also, we have no obligation to update this opinion because of any events occurring, changes in existing laws, regulations, or rulings or interpretations thereof, or data or information received, subsequent to the date hereof.





Based on and subject to the foregoing, and subject to the notes and assumptions contained in the Report, in our opinion, the computations shown in the Report were performed in accordance with applicable federal law and regulations and reflect the following:

For the Interim Computation Period September 21, 2010 through September 21, 2020:

|                                 |               |
|---------------------------------|---------------|
| Allowable Yield on Investments: | 3.410977%     |
| Rebate Payment Due:             | <u>\$0.00</u> |

This opinion and Report do not address or determine the amount of any penalty in lieu of rebate that may be payable with respect to the Certificates.

This opinion is not to be used, circulated, quoted, referred to, or relied upon by any other person without our express written permission.

Very truly yours,

A handwritten signature in cursive script that reads "Orrick, Herrington &amp; Sutcliffe LLP".

ORRICK, HERRINGTON & SUTCLIFFE LLP

**NOTES AND ASSUMPTIONS**

1. The Dated Date of the Certificates is September 1, 2010.
2. The Issue Date of the Certificates is September 21, 2010.
3. The Interim Computation Period is September 21, 2010 to September 21, 2020.
4. The Certificates constitute one issue for federal taxation purposes and are not treated as part of any other issue of governmental obligations.
5. The end of the first Certificate Year with respect to the Certificates for purposes of determining installment computation dates is September 21, 2011. Subsequent Certificate Years end annually thereafter until the final redemption date of the Certificates.
6. For debt service, yield, and investment cash flow purposes, all payments and receipts with respect to the Certificates and proceeds thereof are accurately set forth in the schedules contained herein.
7. The purchase price of each investment is at fair market value, exclusive of brokerage commissions, administrative expenses, or similar expenses and is representative of an arm's length transaction which did not reduce the rebate amount required to be paid to the United States.
8. The Debt Service Fund does not constitute a bona fide debt service fund in certain certificate years; however, the allocable portion of this fund was invested at an average weighted yield less than the yield on the Certificates. Therefore, we have conservatively excluded such amounts from the calculation of rebate liability as its inclusion would only contribute additional negative arbitrage.
9. The applicable computation date credits were taken into account in determining the cumulative rebate liability with respect to the Certificates. Pursuant to Final Treasury Regulations, dated July 18, 2016, for any Certificate Year ending in 2007, a computation date credit in the amount of \$1,400 and, for Certificate Years ending after 2007, a computation date credit in the amount of \$1,400 or higher (as adjusted in the future for inflation as described in said Regulations) is applicable.
10. Certain amounts are subject to yield restriction and may not be invested at a yield materially higher than the yield on the Certificates. Any excess spread is eligible for yield reduction payments pursuant to 1993 Regulations Section 1.148-5. The yield restriction liability, if any, is set forth on Schedule A hereof.

**DEFINITIONS**

1. 1992 Regulations: The Treasury Regulations issued on May 18, 1992.
2. 1993 Regulations: The Treasury Regulations issued on June 14, 1993.
3. Treasury Regulations: Either the 1992 Regulations or the 1993 Regulations, as applicable.
4. Bona Fide Debt Service Fund: Pursuant to Section 148(f)(4)(A) of the Internal Revenue Code (the “Code”), amounts held in a bona fide debt service fund in connection with either short term, private activity or variable rate bonds are not subject to rebate if gross earnings on such fund do not exceed \$100,000 in each bond year. Amounts held in a bona fide debt service fund for all other bond issues are not subject to rebate. As defined in Section 1.148-1(b) of the 1993 Regulations, a bona fide debt service fund may include proceeds of an issue.
5. Commingled Fund: As defined in Section 1.148-4(a)(4) of the 1992 Regulations or Section 1.148-1(b) of the 1993 Regulations.

Commingled Funds arise when gross proceeds of a bond issue are mixed or “commingled” with other monies (e.g., proceeds of other bonds issues, equity contributions, revenues, etc.). Uncommingling generally entails employing one of the methodologies allowable under the Treasury Regulations to identify the portions of investments, and earnings thereon, made with gross proceeds of the bond issue under examination.

6. Qualified Guarantee: As defined in Section 1.148-3(b)(12) of the 1992 Regulations or Section 1.148-4(f) of the 1993 Regulations.
7. Qualified Hedge: As defined in Section 1.148-4(h)(2) of the 1993 Regulations.
8. Transferred Proceeds: As defined in Section 1.148-11(c) of the 1992 Regulations or Section 1.148-9(b) of the 1993 Regulations.

Transferred Proceeds arise when a bond issue (the “Refunding Bonds”) defeases or redeems one or more bond issues (the “Refunded Bonds”). Proceeds of the Refunded Bonds become Transferred Proceeds of the Refunding Bonds as proceeds of the Refunding Bonds are used to redeem principal of the Refunded Bonds. Subsequent to being transferred, arbitrage earnings on Transferred Proceeds are calculated using the arbitrage yield of the Refunding Bonds.

9. Yield Restricted Funds: Any funds required to be invested at a yield that is not materially higher than the yield on the Bonds under Section 148(a) of the Code and Section 1.148-2 of the 1993 Regulations.

Yield restricted funds typically arise in connection with project, construction or acquisition proceeds that remain unspent subsequent to the expiration of the allocable “temporary period” during which such proceeds can be invested without regard to yield. Yield restricted funds also arise in connection with advance refundings, sinking funds, and over-funded reserve funds.

10. Universal Cap: As described in Section 1.148-4(b)(3) of the 1992 Regulations or Section 1.148-6(b)(2) of the 1993 Regulations.
11. Computation Date Credit: Per Section 1.148-2(b)(4) of the 1992 Regulations, a \$3,000 credit is applied on each eligible computation date. Per Section 1.148-3(d)(iv) of the 1993 Regulations, a \$1,000 credit is applied on the last day of each Bond Year during which amounts are allocated to gross proceeds of an issue that are subject to the rebate requirement. In addition, pursuant to Final Treasury Regulations, dated July 18, 2016, for any Bond Year ending in 2007, a computation date credit in the amount of \$1,400 and, for Bond Years ending after 2007, a computation date credit in the amount of \$1,400 or higher (as adjusted in the future for inflation as described in said Regulations) is applicable.

\$23,395,000  
Montgomery County, Texas  
Certificates of Obligation,  
Taxable Series 2010B  
(Direct Subsidy Build America Bonds)  
(Mental Health Treatment Facility)

**Schedule A - Summary of Rebate Analysis**

Issue Date: September 21, 2010  
Rebate Computation Date: September 21, 2020  
Client Matter Number: 42182-3155

| Fund<br>Reference<br>Number | Fund<br>Description | Current<br>Fund Status | Computation<br>Date<br>Valuation | Gross<br>Earnings        | Internal<br>Rate of<br>Return | Excess<br>Earnings           |
|-----------------------------|---------------------|------------------------|----------------------------------|--------------------------|-------------------------------|------------------------------|
| 1                           | Construction Fund   | Inactive               | \$0.00                           | \$1,768.28               | 0.046105%                     | (\$174,975.34)               |
| <b>Totals:</b>              |                     |                        | <b><u>\$0.00</u></b>             | <b><u>\$1,768.28</u></b> |                               | <b><u>(\$174,975.34)</u></b> |

| <b>Summary</b>                      |          |              |                              |
|-------------------------------------|----------|--------------|------------------------------|
| Arbitrage Yield:                    |          |              | 3.410977%                    |
| Return on Investments:              |          |              | 0.046105%                    |
| Shortfall %:                        |          |              | -3.364873%                   |
| Actual Gross Earnings:              |          |              | 1,768.28                     |
| Allowable Gross Earnings:           |          |              | 176,743.62                   |
| <b>Excess Earnings:</b>             |          |              | <b><u>(\$174,975.34)</u></b> |
| FV of Computation Date Credit:      | 09/21/11 | (\$1,520.00) | (\$2,060.83)                 |
| FV of Computation Date Credit:      | 09/21/12 | (\$1,550.00) | (\$2,031.62)                 |
| FV of Computation Date Credit:      | 09/21/13 | (\$1,590.00) | (\$2,014.74)                 |
| FV of Computation Date Credit:      | 09/21/14 | (\$1,620.00) | (\$1,984.48)                 |
| FV of Computation Date Credit:      | 09/21/15 | (\$1,650.00) | (\$1,954.01)                 |
| FV of Computation Date Credit:      | 09/21/16 | (\$1,650.00) | (\$1,889.03)                 |
| <b>Cumulative Rebate Liability:</b> |          |              | <b><u>(\$186,910.06)</u></b> |
| <b>Rebate Payment Due:</b>          |          |              | <b><u>\$0.00</u></b>         |

**\$23,395,000**  
**Montgomery County, Texas**  
**Certificates of Obligation,**  
**Taxable Series 2010B**  
**(Direct Subsidy Build America Bonds)**  
**(Mental Health Treatment Facility)**

|   |
|---|
| <b>Schedule B - Sources &amp; Uses of Funds</b> |
|---|

| <i>Sources of Funds</i>   | Obligation<br>Proceeds      | Prior Obligation<br>Proceeds | Other<br>Sources   | Total                       |
|---------------------------|-----------------------------|------------------------------|--------------------|-----------------------------|
| Par Amount                | 23,395,000.00               |                              |                    |                             |
| + Original Issue Premium  | 0.00                        |                              |                    |                             |
| - Original Issue Discount | 0.00                        |                              |                    |                             |
| Net Production            |                             | 23,395,000.00                |                    | 23,395,000.00               |
| Accrued Interest          |                             | 67,590.21                    |                    | 67,590.21                   |
| <b>Total Sources:</b>     | <b><u>23,462,590.21</u></b> | <b><u>0.00</u></b>           | <b><u>0.00</u></b> | <b><u>23,462,590.21</u></b> |
| <br><i>Uses of Funds</i>  |                             |                              |                    |                             |
| Construction Fund         |                             | 22,280,537.98                |                    | 22,280,537.98               |
| Capitalized Interest      |                             | 814,462.02                   |                    | 814,462.02                  |
| Costs of Issuance         |                             | 124,537.50                   |                    | 124,537.50                  |
| Debt Service Fund         |                             | 67,590.21                    |                    | 67,590.21                   |
| Underwriter's Discount    |                             | 175,462.50                   |                    | 175,462.50                  |
| <b>Total Uses:</b>        | <b><u>23,462,590.21</u></b> | <b><u>0.00</u></b>           | <b><u>0.00</u></b> | <b><u>23,462,590.21</u></b> |

**\$23,395,000**  
**Montgomery County, Texas**  
**Certificates of Obligation,**  
**Taxable Series 2010B**  
**(Direct Subsidy Build America Bonds)**  
**(Mental Health Treatment Facility)**

|  |
|--|
| <b>Schedule C - Annual Debt Service &amp; Production</b> |
|--|

| Period<br>Ending | Coupon | Par<br>Amount     | Yield  | Price   | Interest             | Debt<br>Service      | Production           |
|------------------|--------|-------------------|--------|---------|----------------------|----------------------|----------------------|
| 03/01/11         |        |                   |        |         | 608,311.88           | 608,311.88           |                      |
| 03/01/12         |        |                   |        |         | 1,216,623.75         | 1,216,623.75         |                      |
| 03/01/13         |        |                   |        |         | 1,216,623.75         | 1,216,623.75         |                      |
| 03/01/14         |        |                   |        |         | 1,216,623.75         | 1,216,623.75         |                      |
| 03/01/15         |        |                   |        |         | 1,216,623.75         | 1,216,623.75         |                      |
| 03/01/16         |        |                   |        |         | 1,216,623.75         | 1,216,623.75         |                      |
| 03/01/17         |        |                   |        |         | 1,216,623.75         | 1,216,623.75         |                      |
| 03/01/18         |        |                   |        |         | 1,216,623.75         | 1,216,623.75         |                      |
| 03/01/19         |        |                   |        |         | 1,216,623.75         | 1,216,623.75         |                      |
| 03/01/20         |        |                   |        |         | 1,216,623.75         | 1,216,623.75         |                      |
| 03/01/21         |        |                   |        |         | 1,216,623.75         | 1,216,623.75         |                      |
| 03/01/22         |        |                   |        |         | 1,216,623.75         | 1,216,623.75         |                      |
| 03/01/23         | 4.195% | 1,045,000         | 4.195% | 100.000 | 1,216,623.75         | 2,261,623.75         | 1,045,000.00         |
| 03/01/24         | 4.345% | 1,075,000         | 4.345% | 100.000 | 1,172,786.00         | 2,247,786.00         | 1,075,000.00         |
| 03/01/25         | 4.445% | 1,105,000         | 4.445% | 100.000 | 1,126,077.25         | 2,231,077.25         | 1,105,000.00         |
| 03/01/26         | 5.200% | 1,140,000         | 5.200% | 100.000 | 1,076,960.00         | 2,216,960.00         | 1,140,000.00         |
| 03/01/27         | 5.200% | 1,180,000         | 5.200% | 100.000 | 1,017,680.00         | 2,197,680.00         | 1,180,000.00         |
| 03/01/28         | 5.200% | 1,220,000         | 5.200% | 100.000 | 956,320.00           | 2,176,320.00         | 1,220,000.00         |
| 03/01/29         | 5.200% | 1,265,000         | 5.200% | 100.000 | 892,880.00           | 2,157,880.00         | 1,265,000.00         |
| 03/01/30         | 5.200% | 1,305,000         | 5.200% | 100.000 | 827,100.00           | 2,132,100.00         | 1,305,000.00         |
| 03/01/31         | 5.400% | 1,350,000         | 5.400% | 100.000 | 759,240.00           | 2,109,240.00         | 1,350,000.00         |
| 03/01/32         | 5.400% | 1,400,000         | 5.400% | 100.000 | 686,340.00           | 2,086,340.00         | 1,400,000.00         |
| 03/01/33         | 5.400% | 1,450,000         | 5.400% | 100.000 | 610,740.00           | 2,060,740.00         | 1,450,000.00         |
| 03/01/34         | 5.400% | 1,505,000         | 5.400% | 100.000 | 532,440.00           | 2,037,440.00         | 1,505,000.00         |
| 03/01/35         | 5.400% | 1,555,000         | 5.400% | 100.000 | 451,170.00           | 2,006,170.00         | 1,555,000.00         |
| 03/01/36         | 5.400% | 1,610,000         | 5.400% | 100.000 | 367,200.00           | 1,977,200.00         | 1,610,000.00         |
| 03/01/37         | 5.400% | 1,670,000         | 5.400% | 100.000 | 280,260.00           | 1,950,260.00         | 1,670,000.00         |
| 03/01/38         | 5.400% | 1,730,000         | 5.400% | 100.000 | 190,080.00           | 1,920,080.00         | 1,730,000.00         |
| 03/01/39         | 5.400% | 1,790,000         | 5.400% | 100.000 | 96,660.00            | 1,886,660.00         | 1,790,000.00         |
|                  |        | <u>23,395,000</u> |        |         | <u>26,251,730.13</u> | <u>49,646,730.13</u> | <u>23,395,000.00</u> |

**\$23,395,000**  
**Montgomery County, Texas**  
**Certificates of Obligation,**  
**Taxable Series 2010B**  
**(Direct Subsidy Build America Bonds)**  
**(Mental Health Treatment Facility)**

**Schedule D - Semi-Annual Debt Service**

| Date     | Coupon | Principal Amount  | Interest             | Direct Subsidy Payment Adjustment | Debt Service         |
|----------|--------|-------------------|----------------------|-----------------------------------|----------------------|
| 03/01/11 |        |                   | 608,311.88           | (189,252.58)                      | 419,059.30           |
| 09/01/11 |        |                   | 608,311.88           | (212,909.16)                      | 395,402.72           |
| 03/01/12 |        |                   | 608,311.88           | (212,909.16)                      | 395,402.72           |
| 09/01/12 |        |                   | 608,311.88           | (212,909.16)                      | 395,402.72           |
| 03/01/13 |        |                   | 608,311.88           | (212,909.16)                      | 395,402.72           |
| 09/01/13 |        |                   | 608,311.88           | (212,909.16)                      | 395,402.72           |
| 03/01/14 |        |                   | 608,311.88           | (212,909.16)                      | 395,402.72           |
| 09/01/14 |        |                   | 608,311.88           | (212,909.16)                      | 395,402.72           |
| 03/01/15 |        |                   | 608,311.88           | (212,909.16)                      | 395,402.72           |
| 09/01/15 |        |                   | 608,311.88           | (212,909.16)                      | 395,402.72           |
| 03/01/16 |        |                   | 608,311.88           | (212,909.16)                      | 395,402.72           |
| 09/01/16 |        |                   | 608,311.88           | (212,909.16)                      | 395,402.72           |
| 03/01/17 |        |                   | 608,311.88           | (212,909.16)                      | 395,402.72           |
| 09/01/17 |        |                   | 608,311.88           | (212,909.16)                      | 395,402.72           |
| 03/01/18 |        |                   | 608,311.88           | (212,909.16)                      | 395,402.72           |
| 09/01/18 |        |                   | 608,311.88           | (212,909.16)                      | 395,402.72           |
| 03/01/19 |        |                   | 608,311.88           | (212,909.16)                      | 395,402.72           |
| 09/01/19 |        |                   | 608,311.88           | (212,909.16)                      | 395,402.72           |
| 03/01/20 |        |                   | 608,311.88           | (212,909.16)                      | 395,402.72           |
| 09/01/20 |        |                   | 608,311.88           | (212,909.16)                      | 395,402.72           |
| 03/01/21 |        |                   | 608,311.88           | (212,909.16)                      | 395,402.72           |
| 09/01/21 |        |                   | 608,311.88           | (212,909.16)                      | 395,402.72           |
| 03/01/22 |        |                   | 608,311.88           | (212,909.16)                      | 395,402.72           |
| 09/01/22 |        |                   | 608,311.88           | (212,909.16)                      | 395,402.72           |
| 03/01/23 | 4.195% | 1,045,000         | 608,311.88           | (212,909.16)                      | 1,440,402.72         |
| 09/01/23 |        |                   | 586,393.00           | (205,237.55)                      | 381,155.45           |
| 03/01/24 | 4.345% | 1,075,000         | 586,393.00           | (205,237.55)                      | 1,456,155.45         |
| 09/01/24 |        |                   | 563,038.63           | (197,063.52)                      | 365,975.11           |
| 03/01/25 | 4.445% | 1,105,000         | 563,038.63           | (197,063.52)                      | 1,470,975.11         |
| 09/01/25 |        |                   | 538,480.00           | (188,468.00)                      | 350,012.00           |
| 03/01/26 | 5.200% | 1,140,000         | 538,480.00           | (188,468.00)                      | 1,490,012.00         |
| 09/01/26 |        |                   | 508,840.00           | (178,094.00)                      | 330,746.00           |
| 03/01/27 | 5.200% | 1,180,000         | 508,840.00           | (178,094.00)                      | 1,510,746.00         |
| 09/01/27 |        |                   | 478,160.00           | (167,356.00)                      | 310,804.00           |
| 03/01/28 | 5.200% | 1,220,000         | 478,160.00           | (167,356.00)                      | 1,530,804.00         |
| 09/01/28 |        |                   | 446,440.00           | (156,254.00)                      | 290,186.00           |
| 03/01/29 | 5.200% | 1,265,000         | 446,440.00           | (156,254.00)                      | 1,555,186.00         |
| 09/01/29 |        |                   | 413,550.00           | (144,742.50)                      | 268,807.50           |
| 03/01/30 | 5.200% | 1,305,000         | 413,550.00           | (144,742.50)                      | 1,573,807.50         |
| 09/01/30 |        |                   | 379,620.00           | (132,867.00)                      | 246,753.00           |
| 03/01/31 | 5.400% | 1,350,000         | 379,620.00           | (132,867.00)                      | 1,596,753.00         |
| 09/01/31 |        |                   | 343,170.00           | (120,109.50)                      | 223,060.50           |
| 03/01/32 | 5.400% | 1,400,000         | 343,170.00           | (120,109.50)                      | 1,623,060.50         |
| 09/01/32 |        |                   | 305,370.00           | (106,879.50)                      | 198,490.50           |
| 03/01/33 | 5.400% | 1,450,000         | 305,370.00           | (106,879.50)                      | 1,648,490.50         |
| 09/01/33 |        |                   | 266,220.00           | (93,177.00)                       | 173,043.00           |
| 03/01/34 | 5.400% | 1,505,000         | 266,220.00           | (93,177.00)                       | 1,678,043.00         |
| 09/01/34 |        |                   | 225,585.00           | (78,954.75)                       | 146,630.25           |
| 03/01/35 | 5.400% | 1,555,000         | 225,585.00           | (78,954.75)                       | 1,701,630.25         |
| 09/01/35 |        |                   | 183,600.00           | (64,260.00)                       | 119,340.00           |
| 03/01/36 | 5.400% | 1,610,000         | 183,600.00           | (64,260.00)                       | 1,729,340.00         |
| 09/01/36 |        |                   | 140,130.00           | (49,045.50)                       | 91,084.50            |
| 03/01/37 | 5.400% | 1,670,000         | 140,130.00           | (49,045.50)                       | 1,761,084.50         |
| 09/01/37 |        |                   | 95,040.00            | (33,264.00)                       | 61,776.00            |
| 03/01/38 | 5.400% | 1,730,000         | 95,040.00            | (33,264.00)                       | 1,791,776.00         |
| 09/01/38 |        |                   | 48,330.00            | (16,915.50)                       | 31,414.50            |
| 03/01/39 | 5.400% | 1,790,000         | 48,330.00            | (16,915.50)                       | 1,821,414.50         |
|          |        | <b>23,395,000</b> | <b>26,251,730.13</b> | <b>(9,164,448.96)</b>             | <b>40,482,281.16</b> |



**\$23,395,000**  
**Montgomery County, Texas**  
**Certificates of Obligation,**  
**Taxable Series 2010B**  
**(Direct Subsidy Build America Bonds)**  
**(Mental Health Treatment Facility)**

**Schedule E - Arbitrage Yield Calculation**

| Date     | Total<br>Issue<br>Payments  | Discount<br>Factor @<br>3.410977% | Present<br>Value as of<br>09/21/10 |
|----------|-----------------------------|-----------------------------------|------------------------------------|
| 03/01/11 | 419,059.30                  | 0.98508034                        | 412,807.08                         |
| 09/01/11 | 395,402.72                  | 0.96856163                        | 382,971.90                         |
| 03/01/12 | 395,402.72                  | 0.95231993                        | 376,549.89                         |
| 09/01/12 | 395,402.72                  | 0.93635057                        | 370,235.56                         |
| 03/01/13 | 395,402.72                  | 0.92064901                        | 364,027.12                         |
| 09/01/13 | 395,402.72                  | 0.90521074                        | 357,922.79                         |
| 03/01/14 | 395,402.72                  | 0.89003136                        | 351,920.82                         |
| 09/01/14 | 395,402.72                  | 0.87510652                        | 346,019.50                         |
| 03/01/15 | 395,402.72                  | 0.86043195                        | 340,217.13                         |
| 09/01/15 | 395,402.72                  | 0.84600345                        | 334,512.07                         |
| 03/01/16 | 395,402.72                  | 0.83181691                        | 328,902.67                         |
| 09/01/16 | 395,402.72                  | 0.81786826                        | 323,387.33                         |
| 03/01/17 | 395,402.72                  | 0.80415351                        | 317,964.49                         |
| 09/01/17 | 395,402.72                  | 0.79066875                        | 312,632.57                         |
| 03/01/18 | 395,402.72                  | 0.77741011                        | 307,390.07                         |
| 09/01/18 | 395,402.72                  | 0.76437380                        | 302,235.48                         |
| 03/01/19 | 395,402.72                  | 0.75155609                        | 297,167.32                         |
| 09/01/19 | 395,402.72                  | 0.73895333                        | 292,184.16                         |
| 03/01/20 | 395,402.72                  | 0.72656190                        | 287,284.55                         |
| 09/01/20 | 395,402.72                  | 0.71437826                        | 282,467.11                         |
| 03/01/21 | 395,402.72                  | 0.70239892                        | 277,730.44                         |
| 09/01/21 | 395,402.72                  | 0.69062047                        | 273,073.21                         |
| 03/01/22 | 395,402.72                  | 0.67903953                        | 268,494.08                         |
| 09/01/22 | 395,402.72                  | 0.66765279                        | 263,991.73                         |
| 03/01/23 | 1,440,402.72                | 0.65645699                        | 945,562.43                         |
| 09/01/23 | 381,155.45                  | 0.64544893                        | 246,016.38                         |
| 03/01/24 | 1,456,155.45                | 0.63462546                        | 924,113.33                         |
| 09/01/24 | 365,975.11                  | 0.62398349                        | 228,362.43                         |
| 03/01/25 | 1,470,975.11                | 0.61351998                        | 902,472.62                         |
| 09/01/25 | 350,012.00                  | 0.60323193                        | 211,138.41                         |
| 03/01/26 | 1,490,012.00                | 0.59311640                        | 883,750.55                         |
| 09/01/26 | 330,746.00                  | 0.58317049                        | 192,881.31                         |
| 03/01/27 | 1,510,746.00                | 0.57339137                        | 866,248.71                         |
| 09/01/27 | 310,804.00                  | 0.56377623                        | 175,223.91                         |
| 03/01/28 | 1,530,804.00                | 0.55432232                        | 848,558.83                         |
| 09/01/28 | 290,186.00                  | 0.54502695                        | 158,159.19                         |
| 03/01/29 | 1,555,186.00                | 0.53588745                        | 833,404.66                         |
| 09/01/29 | 268,807.50                  | 0.52690121                        | 141,635.00                         |
| 03/01/30 | 1,573,807.50                | 0.51806566                        | 815,335.62                         |
| 09/01/30 | 246,753.00                  | 0.50937827                        | 125,690.62                         |
| 03/01/31 | 1,596,753.00                | 0.50083656                        | 799,712.28                         |
| 09/01/31 | 223,060.50                  | 0.49243808                        | 109,843.48                         |
| 03/01/32 | 1,623,060.50                | 0.48418044                        | 785,854.15                         |
| 09/01/32 | 198,490.50                  | 0.47606127                        | 94,493.64                          |
| 03/01/33 | 1,648,490.50                | 0.46807825                        | 771,622.54                         |
| 09/01/33 | 173,043.00                  | 0.46022909                        | 79,639.42                          |
| 03/01/34 | 1,678,043.00                | 0.45251156                        | 759,333.85                         |
| 09/01/34 | 146,630.25                  | 0.44492344                        | 65,239.24                          |
| 03/01/35 | 1,701,630.25                | 0.43746257                        | 744,399.54                         |
| 09/01/35 | 119,340.00                  | 0.43012680                        | 51,331.33                          |
| 03/01/36 | 1,729,340.00                | 0.42291405                        | 731,362.19                         |
| 09/01/36 | 91,084.50                   | 0.41582225                        | 37,874.96                          |
| 03/01/37 | 1,761,084.50                | 0.40884937                        | 720,018.29                         |
| 09/01/37 | 61,776.00                   | 0.40199342                        | 24,833.55                          |
| 03/01/38 | 1,791,776.00                | 0.39525243                        | 708,203.82                         |
| 09/01/38 | 31,414.50                   | 0.38862449                        | 12,208.44                          |
| 03/01/39 | 1,821,414.50                | 0.38210768                        | 695,976.47                         |
|          | <b><u>40,482,281.16</u></b> |                                   | <b><u>23,462,590.21</u></b>        |

| Issue Price Calculation        |                      |
|--------------------------------|----------------------|
| + Par Amount of Issue          | 23,395,000.00        |
| + Accrued Interest             | 67,590.21            |
| +/- Original Issue Prem/(Disc) | 0.00                 |
| <b>Issue Price:</b>            | <b>23,462,590.21</b> |
| - Qualified Guarantee          | 0.00                 |
| <b>Adjusted Issue Price:</b>   | <b>23,462,590.21</b> |
| Present Value Result:          | 23,462,590.21        |
| Variance:                      | 0.00                 |
| <b>Arbitrage Yield:</b>        | <b>3.410977%</b>     |

**\$23,395,000**  
**Montgomery County, Texas**  
**Certificates of Obligation,**  
**Taxable Series 2010B**  
**(Direct Subsidy Build America Bonds)**  
**(Mental Health Treatment Facility)**

|   |               |
|---|---------------|
| <b>Schedule F1 - Construction Fund</b><br><b>Remaining Balance Analysis</b> | <b>Fund 1</b> |
|---|---------------|

| <b>Summary - Fund 1</b>  |                |
|--------------------------|----------------|
| Gross Earnings:          | \$1,768.28     |
| Internal Rate of Return: | 0.046105%      |
| Excess Earnings:         | (\$174,975.34) |

| Security Type                   | Par Amount | Coupon | Maturity Date | Settlement Date | Settlement Price | Yield | Accreted Price | Accrued Interest | Computation Date Value |
|---------------------------------|------------|--------|---------------|-----------------|------------------|-------|----------------|------------------|------------------------|
| N/A                             | N/A        | N/A    | N/A           | N/A             | N/A              | N/A   | N/A            | N/A              | 0.00                   |
| Value as of September 21, 2020: |            |        |               |                 |                  |       |                |                  | <u><b>0.00</b></u>     |

**\$23,395,000**  
**Montgomery County, Texas**  
**Certificates of Obligation,**  
**Taxable Series 2010B**  
**(Direct Subsidy Build America Bonds)**  
**(Mental Health Treatment Facility)**

**Schedule F2 - Construction Fund**  
**Net Nonpurpose Investments Cash Flow**

**Fund 1**

| Date     | Description | Net<br>Nonpurpose<br>Investments<br>Cash Flow | Muni-Days/<br>Computation<br>Date | Rebate Calculations      |                      | IRR Calculations         |                      |
|----------|-------------|---|-----------------------------------|--------------------------|----------------------|--------------------------|----------------------|
|          |             |   |                                   | FV Factor @<br>3.410977% | FV As Of<br>09/21/20 | FV Factor @<br>0.046105% | FV As Of<br>09/21/20 |
| 09/21/10 | Deposit     | (22,280,537.98)                               | 3,600                             | 1.40245138               | (31,247,371.31)      | 1.00462058               | (22,383,486.91)      |
| 09/21/10 | Deposit     | (124,537.50)                                  | 3,600                             | 1.40245138               | (174,657.79)         | 1.00462058               | (125,112.94)         |
| 09/21/10 | W/D         | 1,250.00                                      | 3,600                             | 1.40245138               | 1,753.06             | 1.00462058               | 1,255.78             |
| 09/21/10 | Reimb       | 14,798,806.45                                 | 3,600                             | 1.40245138               | 20,754,606.58        | 1.00462058               | 14,867,185.47        |
| 09/30/10 | W/D         | 250.19  | 3,591                             | 1.40126604               | 350.58               | 1.00460900               | 251.34               |
| 10/13/10 | Deposit     | (250.19)                                      | 3,578                             | 1.39955564               | (350.15)             | 1.00459227               | (251.34)             |
| 10/31/10 | Reimb       | 224.43  | 3,561                             | 1.39732211               | 313.60               | 1.00457041               | 225.46               |
| 11/12/10 | Deposit     | (3,920,000.00)                                | 3,549                             | 1.39574765               | (5,471,330.78)       | 1.00455497               | (3,937,855.48)       |
| 11/15/10 | W/D         | 3,920,000.00                                  | 3,546                             | 1.39535431               | 5,469,788.89         | 1.00455111               | 3,937,840.35         |
| 11/18/10 | Deposit     | (224.43)                                      | 3,543                             | 1.39496108               | (313.07)             | 1.00454725               | (225.45)             |
| 11/18/10 | W/D         | 3,918,562.97                                  | 3,543                             | 1.39496108               | 5,466,242.84         | 1.00454725               | 3,936,381.66         |
| 11/30/10 | W/D         | 128.34  | 3,531                             | 1.39338928               | 178.83               | 1.00453182               | 128.92               |
| 12/09/10 | Deposit     | (880,000.00)                                  | 3,522                             | 1.39221159               | (1,225,146.20)       | 1.00452024               | (883,977.81)         |
| 12/10/10 | W/D         | 880,000.00                                    | 3,521                             | 1.39208080               | 1,225,031.10         | 1.00451895               | 883,976.68           |
| 12/13/10 | W/D         | 882,636.62                                    | 3,518                             | 1.39168850               | 1,228,355.23         | 1.00451509               | 886,621.81           |
| 12/20/10 | Deposit     | (128.34)                                      | 3,511                             | 1.39077355               | (178.49)             | 1.00450609               | (128.92)             |
| 12/31/10 | W/D         | 28.50   | 3,501                             | 1.38946752               | 39.60                | 1.00449323               | 28.63                |
| 01/18/11 | Deposit     | (28.50)                                       | 3,483                             | 1.38711977               | (39.53)              | 1.00447007               | (28.63)              |
| 01/31/11 | W/D         | 49.60   | 3,471                             | 1.38555680               | 68.72                | 1.00445464               | 49.82                |
| 02/14/11 | Deposit     | (49.60)                                       | 3,457                             | 1.38373557               | (68.63)              | 1.00443663               | (49.82)              |
| 02/28/11 | Deposit     | (0.01)  | 3,441                             | 1.38165709               | (0.01)               | 1.00441605               | (0.01)               |
| 02/28/11 | W/D         | 48.58   | 3,441                             | 1.38165709               | 67.12                | 1.00441605               | 48.79                |
| 03/01/11 | Deposit     | (960,000.00)                                  | 3,440                             | 1.38152729               | (1,326,266.20)       | 1.00441476               | (964,238.17)         |
| 03/02/11 | W/D         | 958,540.46                                    | 3,439                             | 1.38139750               | 1,324,125.39         | 1.00441348               | 962,770.96           |
| 03/02/11 | W/D         | 960,000.00                                    | 3,439                             | 1.38139750               | 1,326,141.60         | 1.00441348               | 964,236.94           |
| 03/08/11 | Deposit     | (0.01)  | 3,433                             | 1.38061902               | (0.01)               | 1.00440576               | (0.01)               |
| 03/15/11 | Deposit     | (48.58)                                       | 3,426                             | 1.37971135               | (67.03)              | 1.00439676               | (48.79)              |
| 03/31/11 | Deposit     | (0.01)  | 3,411                             | 1.37776835               | (0.01)               | 1.00437747               | (0.01)               |
| 03/31/11 | W/D         | 0.02  | 3,411                             | 1.37776835               | 0.03                 | 1.00437747               | 0.02                 |
| 03/31/11 | W/D         | 33.38   | 3,411                             | 1.37776835               | 45.99                | 1.00437747               | 33.53                |
| 04/11/11 | Deposit     | (244,000.00)                                  | 3,400                             | 1.37634523               | (335,828.24)         | 1.00436332               | (245,064.65)         |
| 04/12/11 | W/D         | 244,000.00                                    | 3,399                             | 1.37621592               | 335,796.69           | 1.00436203               | 245,064.34           |
| 04/12/11 | W/D         | 244,307.05                                    | 3,399                             | 1.37621592               | 336,219.25           | 1.00436203               | 245,372.73           |
| 04/14/11 | Deposit     | (33.38)                                       | 3,397                             | 1.37595736               | (45.93)              | 1.00435946               | (33.53)              |
| 04/27/11 | W/D         | 5,000.00                                      | 3,384                             | 1.37427785               | 6,871.39             | 1.00434274               | 5,021.71             |
| 04/30/11 | W/D         | 26.43   | 3,381                             | 1.37389056               | 36.31                | 1.00433888               | 26.54                |
| 05/02/11 | W/D         | 0.01  | 3,379                             | 1.37363243               | 0.01                 | 1.00433631               | 0.01                 |
| 05/02/11 | W/D         | 0.01  | 3,379                             | 1.37363243               | 0.01                 | 1.00433631               | 0.01                 |
| 05/03/11 | Deposit     | (0.02)  | 3,378                             | 1.37350338               | (0.03)               | 1.00433502               | (0.02)               |
| 05/17/11 | Deposit     | (26.43)                                       | 3,364                             | 1.37169799               | (36.25)              | 1.00431702               | (26.54)              |
| 05/31/11 | W/D         | 30.70   | 3,351                             | 1.37002368               | 42.06                | 1.00430030               | 30.83                |
| 06/15/11 | Deposit     | (30.70)                                       | 3,336                             | 1.36809433               | (42.00)              | 1.00428101               | (30.83)              |
| 06/30/11 | W/D         | 26.34   | 3,321                             | 1.36616769               | 35.98                | 1.00426172               | 26.45                |
| 07/12/11 | Deposit     | (26.34)                                       | 3,309                             | 1.36462833               | (35.94)              | 1.00424629               | (26.45)              |
| 07/31/11 | W/D         | 27.97   | 3,291                             | 1.36232255               | 38.10                | 1.00422314               | 28.09                |
| 08/10/11 | Deposit     | (100,000.00)                                  | 3,281                             | 1.36104324               | (136,104.32)         | 1.00421028               | (100,421.03)         |
| 08/11/11 | W/D         | 100,000.00                                    | 3,280                             | 1.36091537               | 136,091.54           | 1.00420900               | 100,420.90           |
| 08/12/11 | W/D         | 55,384.00                                     | 3,279                             | 1.36078752               | 75,365.86            | 1.00420771               | 55,617.04            |
| 08/19/11 | Deposit     | (27.97)                                       | 3,272                             | 1.35989289               | (38.04)              | 1.00419871               | (28.09)              |
| 08/31/11 | W/D         | 31.22   | 3,261                             | 1.35848823               | 42.41                | 1.00418456               | 31.35                |
| 09/23/11 | Deposit     | (31.22)                                       | 3,238                             | 1.35555589               | (42.32)              | 1.00415499               | (31.35)              |
| 09/30/11 | W/D         | 17.27   | 3,231                             | 1.35466470               | 23.40                | 1.00414599               | 17.34                |
| 10/20/11 | Deposit     | (17.27)                                       | 3,211                             | 1.35212166               | (23.35)              | 1.00412027               | (17.34)              |
| 10/31/11 | W/D         | 25.51   | 3,201                             | 1.35085193               | 34.46                | 1.00410741               | 25.61                |
| 11/07/11 | Deposit     | (1,300,000.00)                                | 3,194                             | 1.34996383               | (1,754,952.98)       | 1.00409841               | (1,305,327.94)       |
| 11/08/11 | W/D         | 1,341,046.63                                  | 3,193                             | 1.34983701               | 1,810,194.37         | 1.00409713               | 1,346,541.07         |
| 11/09/11 | W/D         | 1,300,000.00                                  | 3,192                             | 1.34971020               | 1,754,623.26         | 1.00409584               | 1,305,324.59         |
| 11/09/11 | Deposit     | (25.51)                                       | 3,192                             | 1.34971020               | (34.43)              | 1.00409584               | (25.61)              |
| 11/30/11 | W/D         | 3.30  | 3,171                             | 1.34704990               | 4.45                 | 1.00406884               | 3.31                 |

**\$23,395,000**  
**Montgomery County, Texas**  
**Certificates of Obligation,**  
**Taxable Series 2010B**  
**(Direct Subsidy Build America Bonds)**  
**(Mental Health Treatment Facility)**

**Schedule F2 - Construction Fund**  
**Net Nonpurpose Investments Cash Flow**

**Fund 1**

| Date     | Description | Net<br>Nonpurpose<br>Investments<br>Cash Flow | Muni-Days/<br>Computation<br>Date | Rebate Calculations      |                      | IRR Calculations         |                      |
|----------|-------------|---|-----------------------------------|--------------------------|----------------------|--------------------------|----------------------|
|          |             |   |                                   | FV Factor @<br>3.410977% | FV As Of<br>09/21/20 | FV Factor @<br>0.046105% | FV As Of<br>09/21/20 |
| 12/14/11 | Deposit     | (3.30)  | 3,157                             | 1.34527928               | (4.44)               | 1.00405084               | (3.31)               |
| 12/31/11 | W/D         | 3.35  | 3,141                             | 1.34325857               | 4.50                 | 1.00403027               | 3.36                 |
| 01/12/12 | Deposit     | (3.35)  | 3,129                             | 1.34174502               | (4.49)               | 1.00401484               | (3.36)               |
| 01/31/12 | W/D         | 3.35  | 3,111                             | 1.33947790               | 4.49                 | 1.00399170               | 3.36                 |
| 02/09/12 | Deposit     | (3.35)  | 3,102                             | 1.33834578               | (4.48)               | 1.00398013               | (3.36)               |
| 02/29/12 | W/D         | 5.78  | 3,081                             | 1.33570788               | 7.72                 | 1.00395313               | 5.80                 |
| 03/06/12 | Deposit     | (5.78)  | 3,075                             | 1.33495515               | (7.72)               | 1.00394542               | (5.80)               |
| 03/31/12 | W/D         | 3.35  | 3,051                             | 1.33194847               | 4.46                 | 1.00391456               | 3.36                 |
| 04/12/12 | Deposit     | (3.35)  | 3,039                             | 1.33044767               | (4.46)               | 1.00389913               | (3.36)               |
| 04/30/12 | W/D         | 3.24  | 3,021                             | 1.32819964               | 4.30                 | 1.00387600               | 3.25                 |
| 05/15/12 | Deposit     | (3.24)  | 3,006                             | 1.32632918               | (4.30)               | 1.00385671               | (3.25)               |
| 05/31/12 | W/D         | 3.35  | 2,991                             | 1.32446136               | 4.44                 | 1.00383743               | 3.36                 |
| 06/12/12 | Deposit     | (3.35)  | 2,979                             | 1.32296900               | (4.43)               | 1.00382201               | (3.36)               |
| 06/30/12 | W/D         | 3.25  | 2,961                             | 1.32073360               | 4.29                 | 1.00379887               | 3.26                 |
| 07/13/12 | Deposit     | (3.25)  | 2,948                             | 1.31912150               | (4.29)               | 1.00378216               | (3.26)               |
| 07/31/12 | W/D         | 4.01  | 2,931                             | 1.31701634               | 5.28                 | 1.00376031               | 4.03                 |
| 08/06/12 | Deposit     | (4.01)  | 2,925                             | 1.31627414               | (5.28)               | 1.00375260               | (4.03)               |
| 08/31/12 | W/D         | 4.43  | 2,901                             | 1.31330954               | 5.82                 | 1.00372175               | 4.45                 |
| 09/14/12 | Deposit     | (4.43)  | 2,887                             | 1.31158327               | (5.81)               | 1.00370375               | (4.45)               |
| 09/30/12 | W/D         | 3.24  | 2,871                             | 1.30961317               | 4.24                 | 1.00368319               | 3.25                 |
| 10/12/12 | Deposit     | (3.24)  | 2,859                             | 1.30813753               | (4.24)               | 1.00366777               | (3.25)               |
| 10/31/12 | W/D         | 3.55  | 2,841                             | 1.30592720               | 4.64                 | 1.00364463               | 3.56                 |
| 11/28/12 | Deposit     | (3.55)  | 2,813                             | 1.30249633               | (4.62)               | 1.00360865               | (3.56)               |
| 11/30/12 | W/D         | 3.25  | 2,811                             | 1.30225161               | 4.23                 | 1.00360608               | 3.26                 |
| 12/12/12 | Deposit     | (3.25)  | 2,799                             | 1.30078427               | (4.23)               | 1.00359066               | (3.26)               |
| 12/31/12 | W/D         | 1.80  | 2,781                             | 1.29858636               | 2.34                 | 1.00356752               | 1.81                 |
| 12/31/12 | W/D         | 0.01  | 2,781                             | 1.29858636               | 0.01                 | 1.00356752               | 0.01                 |
| 01/31/13 | W/D         | 3.36  | 2,751                             | 1.29493143               | 4.35                 | 1.00352897               | 3.37                 |
| 02/07/13 | Deposit     | (1.80)  | 2,744                             | 1.29408009               | (2.33)               | 1.00351998               | (1.81)               |
| 02/07/13 | Deposit     | (0.01)  | 2,744                             | 1.29408009               | (0.01)               | 1.00351998               | (0.01)               |
| 02/28/13 | W/D         | 3.03  | 2,721                             | 1.29128679               | 3.91                 | 1.00349042               | 3.04                 |
| 03/07/13 | Deposit     | (3.36)  | 2,714                             | 1.29043785               | (4.34)               | 1.00348142               | (3.37)               |
| 03/08/13 | Deposit     | (3.03)  | 2,713                             | 1.29031662               | (3.91)               | 1.00348014               | (3.04)               |
| 03/08/13 | W/D         | 0.01  | 2,713                             | 1.29031662               | 0.01                 | 1.00348014               | 0.01                 |
| 03/20/13 | Deposit     | (0.01)  | 2,701                             | 1.28886272               | (0.01)               | 1.00346472               | (0.01)               |
| 03/31/13 | W/D         | 3.79  | 2,691                             | 1.28765240               | 4.88                 | 1.00345187               | 3.80                 |
| 04/12/13 | Deposit     | (3.79)  | 2,679                             | 1.28620151               | (4.87)               | 1.00343645               | (3.80)               |
| 04/30/13 | W/D         | 3.25  | 2,661                             | 1.28402824               | 4.17                 | 1.00341332               | 3.26                 |
| 05/15/13 | Deposit     | (3.25)  | 2,646                             | 1.28221999               | (4.17)               | 1.00339405               | (3.26)               |
| 05/31/13 | W/D         | 3.64  | 2,631                             | 1.28041429               | 4.66                 | 1.00337478               | 3.65                 |
| 06/25/13 | Deposit     | (3.64)  | 2,606                             | 1.27741043               | (4.65)               | 1.00334265               | (3.65)               |
| 06/30/13 | W/D         | 3.25  | 2,601                             | 1.27681050               | 4.15                 | 1.00333623               | 3.26                 |
| 07/22/13 | Deposit     | (3.25)  | 2,579                             | 1.27417418               | (4.14)               | 1.00330797               | (3.26)               |
| 07/31/13 | W/D         | 3.35  | 2,571                             | 1.27321686               | 4.27                 | 1.00329769               | 3.36                 |
| 08/22/13 | W/D         | 82,524.27                                     | 2,549                             | 1.27058795               | 104,854.34           | 1.00326942               | 82,794.08            |
| 08/31/13 | W/D         | 1.68  | 2,541                             | 1.26963333               | 2.13                 | 1.00325914               | 1.69                 |
| 09/19/13 | Deposit     | (3.35)  | 2,522                             | 1.26736899               | (4.25)               | 1.00323474               | (3.36)               |
| 09/27/13 | Deposit     | (1.68)  | 2,514                             | 1.26641678               | (2.13)               | 1.00322446               | (1.69)               |
| 09/30/13 | W/D         | 1.62  | 2,511                             | 1.26605989               | 2.05                 | 1.00322060               | 1.63                 |
| 10/31/13 | W/D         | 1.65  | 2,481                             | 1.26249651               | 2.08                 | 1.00318207               | 1.66                 |
| 11/20/13 | Deposit     | (1.65)  | 2,461                             | 1.26012649               | (2.08)               | 1.00315637               | (1.66)               |
| 11/30/13 | W/D         | 1.60  | 2,451                             | 1.25894315               | 2.01                 | 1.00314353               | 1.61                 |
| 12/10/13 | Deposit     | (1.60)  | 2,441                             | 1.25776093               | (2.01)               | 1.00313068               | (1.61)               |
| 12/31/13 | W/D         | 1.66  | 2,421                             | 1.25539980               | 2.08                 | 1.00310499               | 1.67                 |
| 01/17/14 | Deposit     | (1.66)  | 2,404                             | 1.25339633               | (2.08)               | 1.00308315               | (1.67)               |
| 01/31/14 | W/D         | 1.66  | 2,391                             | 1.25186642               | 2.08                 | 1.00306646               | 1.67                 |
| 02/11/14 | Deposit     | (1.66)  | 2,380                             | 1.25057334               | (2.08)               | 1.00305233               | (1.67)               |
| 02/28/14 | W/D         | 1.00  | 2,361                             | 1.24834299               | 1.25                 | 1.00302792               | 1.00                 |
| 03/10/14 | Deposit     | (1.00)  | 2,351                             | 1.24717071               | (1.25)               | 1.00301508               | (1.00)               |

**\$23,395,000**  
**Montgomery County, Texas**  
**Certificates of Obligation,**  
**Taxable Series 2010B**  
**(Direct Subsidy Build America Bonds)**  
**(Mental Health Treatment Facility)**

**Schedule F2 - Construction Fund**  
**Net Nonpurpose Investments Cash Flow**

**Fund 1**

| Date             | Description | Net<br>Nonpurpose<br>Investments<br>Cash Flow | Muni-Days/<br>Computation<br>Date | Rebate Calculations      |                            | IRR Calculations         |                      |
|------------------|-------------|---|-----------------------------------|--------------------------|----------------------------|--------------------------|----------------------|
|                  |             |   |                                   | FV Factor @<br>3.410977% | FV As Of<br>09/21/20       | FV Factor @<br>0.046105% | FV As Of<br>09/21/20 |
| 03/31/14         | W/D         | 0.81  | 2,331                             | 1.24482947               | 1.01                       | 1.00298939               | 0.81                 |
| 04/11/14         | Deposit     | (0.81)  | 2,320                             | 1.24354366               | (1.01)                     | 1.00297526               | (0.81)               |
| 04/30/14         | W/D         | 0.79  | 2,301                             | 1.24132584               | 0.98                       | 1.00295086               | 0.79                 |
| 05/20/14         | Deposit     | (0.79)  | 2,281                             | 1.23899556               | (0.98)                     | 1.00292518               | (0.79)               |
| 05/21/14         | Deposit     | (1.62)  | 2,280                             | 1.23887917               | (2.01)                     | 1.00292389               | (1.62)               |
| 05/31/14         | W/D         | 0.81  | 2,271                             | 1.23783207               | 1.00                       | 1.00291233               | 0.81                 |
| 06/05/14         | Deposit     | (0.81)  | 2,266                             | 1.23725073               | (1.00)                     | 1.00290591               | (0.81)               |
| 06/30/14         | W/D         | 0.79  | 2,241                             | 1.23434813               | 0.98                       | 1.00287381               | 0.79                 |
| 07/14/14         | Deposit     | (0.79)  | 2,227                             | 1.23272566               | (0.97)                     | 1.00285583               | (0.79)               |
| 07/31/14         | W/D         | 0.85  | 2,211                             | 1.23087400               | 1.05                       | 1.00283528               | 0.85                 |
| 08/12/14         | Deposit     | (0.85)  | 2,199                             | 1.22948709               | (1.05)                     | 1.00281987               | (0.85)               |
| 08/31/14         | W/D         | 0.81  | 2,181                             | 1.22740965               | 0.99                       | 1.00279676               | 0.81                 |
| 09/15/14         | Deposit     | (0.81)  | 2,166                             | 1.22568114               | (0.99)                     | 1.00277749               | (0.81)               |
| 09/30/14         | W/D         | 0.78  | 2,151                             | 1.22395505               | 0.95                       | 1.00275823               | 0.78                 |
| 10/31/14         | W/D         | 0.81  | 2,121                             | 1.22051018               | 0.99                       | 1.00271971               | 0.81                 |
| 11/10/14         | Deposit     | (0.81)  | 2,111                             | 1.21936404               | (0.99)                     | 1.00270687               | (0.81)               |
| 11/30/14         | W/D         | 0.78  | 2,091                             | 1.21707499               | 0.95                       | 1.00268119               | 0.78                 |
| 12/29/14         | Deposit     | (0.78)  | 2,062                             | 1.21376351               | (0.95)                     | 1.00264396               | (0.78)               |
| 12/31/14         | W/D         | 0.81  | 2,061                             | 1.21364948               | 0.98                       | 1.00264267               | 0.81                 |
| 01/08/15         | Deposit     | (0.81)  | 2,053                             | 1.21273764               | (0.98)                     | 1.00263240               | (0.81)               |
| 01/31/15         | W/D         | 0.81  | 2,031                             | 1.21023361               | 0.98                       | 1.00260416               | 0.81                 |
| 02/11/15         | Deposit     | (0.78)  | 2,020                             | 1.20898353               | (0.94)                     | 1.00259003               | (0.78)               |
| 02/12/15         | Deposit     | (0.81)  | 2,019                             | 1.20886995               | (0.98)                     | 1.00258875               | (0.81)               |
| 02/28/15         | W/D         | 0.73  | 2,001                             | 1.20682735               | 0.88                       | 1.00256564               | 0.73                 |
| 03/04/15         | Deposit     | (0.73)  | 1,997                             | 1.20637391               | (0.88)                     | 1.00256051               | (0.73)               |
| 03/31/15         | W/D         | 0.81  | 1,971                             | 1.20343068               | 0.97                       | 1.00252713               | 0.81                 |
| 04/15/15         | Deposit     | (0.81)  | 1,956                             | 1.20173593               | (0.97)                     | 1.00250787               | (0.81)               |
| 04/30/15         | W/D         | 0.78  | 1,941                             | 1.20004357               | 0.94                       | 1.00248861               | 0.78                 |
| 05/31/15         | W/D         | 1.92  | 1,911                             | 1.19666599               | 2.30                       | 1.00245010               | 1.92                 |
| 06/24/15         | Deposit     | (0.78)  | 1,887                             | 1.19397077               | (0.93)                     | 1.00241930               | (0.78)               |
| 06/24/15         | Deposit     | (1.92)  | 1,887                             | 1.19397077               | (2.29)                     | 1.00241930               | (1.92)               |
| 06/30/15         | W/D         | 3.17  | 1,881                             | 1.19329792               | 3.78                       | 1.00241159               | 3.18                 |
| 07/20/15         | Deposit     | (3.17)  | 1,861                             | 1.19105781               | (3.78)                     | 1.00238592               | (3.18)               |
| 07/31/15         | W/D         | 3.27  | 1,851                             | 1.18993933               | 3.89                       | 1.00237309               | 3.28                 |
| 08/14/15         | Deposit     | (3.27)  | 1,837                             | 1.18837522               | (3.89)                     | 1.00235512               | (3.28)               |
| 08/31/15         | W/D         | 3.27  | 1,821                             | 1.18659019               | 3.88                       | 1.00233458               | 3.28                 |
| 09/21/15         | Deposit     | (3.27)  | 1,800                             | 1.18425140               | (3.87)                     | 1.00230763               | (3.28)               |
| 09/25/15         | W/D         | 21,980.44                                     | 1,796                             | 1.18380644               | 26,020.59                  | 1.00230249               | 22,031.05            |
| 09/25/15         | W/D         | 96,804.88                                     | 1,796                             | 1.18380644               | 114,598.24                 | 1.00230249               | 97,027.77            |
| 09/21/20         | Balance     | 0.00  | 0                                 | 1.00000000               | 0.00                       | 1.00000000               | 0.00                 |
| <b>Earnings:</b> |             | <b><u>1,768.28</u></b>                        |                                   | <b>Excess Earnings:</b>  | <b><u>(174,975.34)</u></b> |                          | <b><u>0.00</u></b>   |



\$13,350,000

Montgomery County, Texas

Certificates of Obligation  
Series 2012A

INTERIM ARBITRAGE REBATE ANALYSIS

For the Computation Period:  
October 2, 2012 – September 30, 2020

BLX 

**TABLE OF CONTENTS**

Transmittal Letter

Opinion by Orrick, Herrington & Sutcliffe LLP

Notes and Assumptions

Definitions

The Certificates

Schedule A - Summary of Rebate Analysis

Schedule B - Sources & Uses of Funds

Schedule C - Annual Debt Service & Production

Schedule D - Semi-Annual Debt Service

Schedule E - Arbitrage Yield Calculation

Rebate Computations



BLX Group LLC

2711 N. Haskell Ave., Lockbox 35, Suite 2600 SW

Dallas, TX 75204

Ph 214 989 2700 Fx 214 989 2712

blxgroup.com

October 12, 2020

Montgomery County  
P.O. Box 539  
Conroe, Texas 77305

Re: \$13,350,000  
Montgomery County, Texas  
Certificates of Obligation,  
Series 2012A  
Interim Arbitrage Rebate Analysis  
Computation Period: October 2, 2012 through September 30, 2020

Ladies and Gentlemen:

This report (the "Report"), which is being delivered to you pursuant to our engagement letter, consists of computations and the assumptions on which such computations are based with respect to the rebate liability of the Montgomery County, Texas (the "Issuer") in connection with the above-captioned issue (the "Certificates") for the above-referenced period (the "Interim Computation Period").

The computations herein are based on an analysis of existing laws, regulations, and rulings. The Department of the Treasury ("Treasury") may publish additional regulations and supplement, amend, or interpret such laws, regulations, and rulings from time to time, with the result that the amount of rebate liability described in the Report may be subject to adjustment under such future pronouncements.

The scope of our engagement was limited to preparing the Report based on information supplied to us. In accordance with our engagement letter (which is incorporated herein by reference), our engagement did not include determination of whether securities allocable to proceeds of the Certificates were purchased at fair market value within the meaning of the Treasury Regulations, or an audit or review of the investments acquired with gross proceeds or the payment of debt service on the Certificates. With your permission, we have relied entirely on the information provided to us without independent verification, and we express no opinion as to the completeness, accuracy, or suitability of such information for purposes of calculating rebate liability with respect to the Certificates. We have undertaken no responsibility to audit or review the tax-exempt status of interest on the Certificates or any other aspect of the Certificate program. We are under no obligation to consider any information obtained by us pursuant to this engagement for any purpose other than determining such rebate liability. Also, we have no obligation to update this Report because of any events occurring, changes in existing laws, regulations, or rulings or interpretations thereof, or data or information received, subsequent to the date hereof.





For the Interim Computation Period October 2, 2012 through September 30, 2020:

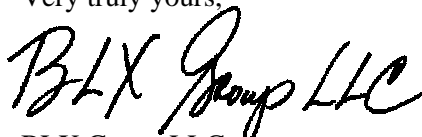
|                                 |               |
|---------------------------------|---------------|
| Allowable Yield on Investments: | 2.604970%     |
| Cumulative Rebate Liability:    | <u>\$0.00</u> |

Ninety percent (90%) of the Cumulative Rebate Liability (reduced by any applicable computation date credits) is required to be rebated to the United States no later than 60 days after October 2, 2022 (the end of the tenth Certificate Year). Such Cumulative Rebate Liability is subject to change, however, pursuant to computations undertaken up to and including October 2, 2022. Additionally, should the Certificates be retired prior to October 2, 2022, 100% of the Cumulative Rebate Liability (reduced by any applicable computation date credits) as of such retirement date will become due and payable within 60 days.

This Report does not address or determine the amount of any penalty in lieu of rebate that may be payable with respect to the Certificates.

This Report is not to be used, circulated, quoted, referred to, or relied upon by any other person without our express written permission.

Very truly yours,

  
BLX Group LLC



October 12, 2020

Montgomery County, Texas  
P.O. Box 539  
Conroe, Texas 77305

**Orrick, Herrington & Sutcliffe LLP**

777 South Figueroa Street  
Suite 3200  
Los Angeles, CA 90017-5855  
+1 213 629 2020  
[orrick.com](http://orrick.com)

Re: \$13,350,000  
Montgomery County, Texas  
Certificates of Obligation,  
Series 2012A  
Interim Arbitrage Rebate Analysis  
Computation Period: October 2, 2012 through September 30, 2020

Ladies and Gentlemen:

This opinion is being delivered to you pursuant to our engagement to provide certain legal services and accompanies a report (the “Report”) prepared on the date hereof by BLX Group LLC (“BLX”) consisting of computations and the assumptions on which such computations are based with respect to the rebate liability of the Montgomery County, Texas (the “Issuer”) in connection with the above-captioned issue (the “Certificates”) for the above-referenced period (the “Interim Computation Period”). In particular, we note that our opinion is specifically subject to the notes and assumptions contained in the Report.

The opinion expressed herein is based on an analysis of existing laws, regulations, and rulings. The Department of the Treasury (“Treasury”) may publish additional regulations and supplement, amend, or interpret such laws, regulations, and rulings from time to time, with the result that the amount of rebate liability described in the Report and in this opinion may be subject to adjustment under such future pronouncements.

The scope of our engagement was limited to preparing this opinion, based on information supplied to us by you and BLX. Our engagement did not include determination of whether securities allocable to proceeds of the Certificates were purchased at fair market value within the meaning of the Treasury Regulations, or an audit or review of the investments acquired with gross proceeds or the payment of debt service on the Certificates. With your permission, we have relied entirely on information provided by you and BLX without independent verification, and we express no opinion as to the completeness, accuracy, or suitability of such information for purposes of calculating rebate liability with respect to the Certificates. We have undertaken no responsibility to audit or review the tax-exempt status of interest on the Certificates or any other aspect of the Certificate program. No opinion is expressed on any matter other than rebate liability to the extent set forth below, and we are under no obligation to consider any information obtained by us pursuant to this engagement for any purpose other than determining such rebate liability. Also, we have no obligation to update this opinion because of any events occurring, changes in existing laws, regulations, or rulings or interpretations thereof, or data or information received, subsequent to the date hereof.



Based on and subject to the foregoing, and subject to the notes and assumptions contained in the Report, in our opinion, the computations shown in the Report were performed in accordance with applicable federal law and regulations and reflect the following:

For the Interim Computation Period October 2, 2012 through September 30, 2020:

|                                 |               |
|---------------------------------|---------------|
| Allowable Yield on Investments: | 2.604970%     |
| Cumulative Rebate Liability:    | <u>\$0.00</u> |

This opinion and Report do not address or determine the amount of any penalty in lieu of rebate that may be payable with respect to the Certificates.

This opinion is not to be used, circulated, quoted, referred to, or relied upon by any other person without our express written permission.

Very truly yours,

A handwritten signature in cursive script that reads "Orrick, Herrington &amp; Sutcliffe LLP".

ORRICK, HERRINGTON & SUTCLIFFE LLP

**NOTES AND ASSUMPTIONS**

1. The Dated Date of the Certificates is October 1, 2012.
2. The Issue Date of the Certificates is October 2, 2012.
3. The Interim Computation Period is October 2, 2012 to September 30, 2020.
4. The Certificates constitute one issue for federal taxation purposes and are not treated as part of any other issue of governmental obligations.
5. The end of the first Certificate Year with respect to the Certificates for purposes of determining installment computation dates is October 2, 2013. Subsequent Certificate Years end annually thereafter until the final redemption date of the Certificates.
6. For debt service, yield, and investment cash flow purposes, all payments and receipts with respect to the Certificates and proceeds thereof are accurately set forth in the schedules contained herein.
7. The purchase price of each investment is at fair market value, exclusive of brokerage commissions, administrative expenses, or similar expenses and is representative of an arm's length transaction which did not reduce the rebate amount required to be paid to the United States.
8. The Debt Service Fund does not constitute a bona fide debt service fund in certain certificate years; however, the allocable portion of this fund was invested at an average weighted yield less than the yield on the Certificates. Therefore, we have conservatively excluded such amounts from the calculation of rebate liability as its inclusion would only contribute additional negative arbitrage.
9. Certain amounts are subject to yield restriction and may not be invested at a yield materially higher than the yield on the Certificates. Any excess spread is eligible for yield reduction payments pursuant to 1993 Regulations Section 1.148-5. The yield restriction liability, if any, is set forth on Schedule A hereof.

**DEFINITIONS**

1. 1992 Regulations: The Treasury Regulations issued on May 18, 1992.
2. 1993 Regulations: The Treasury Regulations issued on June 14, 1993.
3. Treasury Regulations: Either the 1992 Regulations or the 1993 Regulations, as applicable.
4. Bona Fide Debt Service Fund: Pursuant to Section 148(f)(4)(A) of the Internal Revenue Code (the “Code”), amounts held in a bona fide debt service fund in connection with either short term, private activity or variable rate bonds are not subject to rebate if gross earnings on such fund do not exceed \$100,000 in each bond year. Amounts held in a bona fide debt service fund for all other bond issues are not subject to rebate. As defined in Section 1.148-1(b) of the 1993 Regulations, a bona fide debt service fund may include proceeds of an issue.
5. Commingled Fund: As defined in Section 1.148-4(a)(4) of the 1992 Regulations or Section 1.148-1(b) of the 1993 Regulations.

Commingled Funds arise when gross proceeds of a bond issue are mixed or “commingled” with other monies (e.g., proceeds of other bonds issues, equity contributions, revenues, etc.). Uncommingling generally entails employing one of the methodologies allowable under the Treasury Regulations to identify the portions of investments, and earnings thereon, made with gross proceeds of the bond issue under examination.

6. Qualified Guarantee: As defined in Section 1.148-3(b)(12) of the 1992 Regulations or Section 1.148-4(f) of the 1993 Regulations.
7. Qualified Hedge: As defined in Section 1.148-4(h)(2) of the 1993 Regulations.
8. Transferred Proceeds: As defined in Section 1.148-11(c) of the 1992 Regulations or Section 1.148-9(b) of the 1993 Regulations.

Transferred Proceeds arise when a bond issue (the “Refunding Bonds”) defeases or redeems one or more bond issues (the “Refunded Bonds”). Proceeds of the Refunded Bonds become Transferred Proceeds of the Refunding Bonds as proceeds of the Refunding Bonds are used to redeem principal of the Refunded Bonds. Subsequent to being transferred, arbitrage earnings on Transferred Proceeds are calculated using the arbitrage yield of the Refunding Bonds.

9. Yield Restricted Funds: Any funds required to be invested at a yield that is not materially higher than the yield on the Bonds under Section 148(a) of the Code and Section 1.148-2 of the 1993 Regulations.

Yield restricted funds typically arise in connection with project, construction or acquisition proceeds that remain unspent subsequent to the expiration of the allocable “temporary period” during which such proceeds can be invested without regard to yield. Yield restricted funds also arise in connection with advance refundings, sinking funds, and over-funded reserve funds.

10. Universal Cap: As described in Section 1.148-4(b)(3) of the 1992 Regulations or Section 1.148-6(b)(2) of the 1993 Regulations.
11. Computation Date Credit: Per Section 1.148-2(b)(4) of the 1992 Regulations, a \$3,000 credit is applied on each eligible computation date. Per Section 1.148-3(d)(iv) of the 1993 Regulations, a \$1,000 credit is applied on the last day of each Bond Year during which amounts are allocated to gross proceeds of an issue that are subject to the rebate requirement. In addition, pursuant to Final Treasury Regulations, dated July 18, 2016, for any Bond Year ending in 2007, a computation date credit in the amount of \$1,400 and, for Bond Years ending after 2007, a computation date credit in the amount of \$1,400 or higher (as adjusted in the future for inflation as described in said Regulations) is applicable.

**Schedule A - Summary of Rebate Analysis**

Issue Date: October 2, 2012  
Rebate Computation Date: September 30, 2020  
Client Matter Number: 42182-3554

| Fund<br>Reference<br>Number | Fund<br>Description | Current<br>Fund Status | Computation<br>Date<br>Valuation | Gross<br>Earnings         | Internal<br>Rate of<br>Return | Excess<br>Earnings           |
|-----------------------------|---------------------|------------------------|----------------------------------|---------------------------|-------------------------------|------------------------------|
| 1                           | Construction Fund   | Inactive               | \$0.00                           | \$68,092.20               | 0.198579%                     | (\$970,054.15)               |
| <b>Totals:</b>              |                     |                        | <b><u>\$0.00</u></b>             | <b><u>\$68,092.20</u></b> |                               | <b><u>(\$970,054.15)</u></b> |

| <b>Summary</b>                      |          |              |                              |
|-------------------------------------|----------|--------------|------------------------------|
| Arbitrage Yield:                    |          |              | 2.604970%                    |
| Return on Investments:              |          |              | 0.198579%                    |
| Shortfall %:                        |          |              | -2.406391%                   |
| Actual Gross Earnings:              |          |              | 68,092.20                    |
| Allowable Gross Earnings:           |          |              | 1,038,146.35                 |
| <b>Excess Earnings:</b>             |          |              | <b><u>(\$970,054.15)</u></b> |
| FV of Computation Date Credit:      | 10/02/13 | (\$1,590.00) | (\$1,905.53)                 |
| FV of Computation Date Credit:      | 10/02/14 | (\$1,620.00) | (\$1,891.88)                 |
| FV of Computation Date Credit:      | 10/02/15 | (\$1,650.00) | (\$1,877.68)                 |
| FV of Computation Date Credit:      | 10/02/16 | (\$1,650.00) | (\$1,829.71)                 |
| FV of Computation Date Credit:      | 10/02/17 | (\$1,670.00) | (\$1,804.57)                 |
| FV of Computation Date Credit:      | 10/02/18 | (\$1,700.00) | (\$1,790.06)                 |
| FV of Computation Date Credit:      | 10/02/19 | (\$1,730.00) | (\$1,775.10)                 |
| <b>Cumulative Rebate Liability:</b> |          |              | <b><u>(\$982,928.69)</u></b> |

|   |
|---|
| <b>Schedule B - Sources &amp; Uses of Funds</b> |
|---|

| <i>Sources of Funds</i>   | Bond<br>Proceeds            | Prior Bond<br>Proceeds | Other<br>Sources   | Total                       |
|---------------------------|-----------------------------|------------------------|--------------------|-----------------------------|
| Par Amount                | 13,350,000.00               |                        |                    |                             |
| + Original Issue Premium  | 1,857,540.55                |                        |                    |                             |
| - Original Issue Discount | 0.00                        |                        |                    |                             |
| Net Production            |                             | 15,207,540.55          |                    | 15,207,540.55               |
| Accrued Interest          |                             | 1,577.78               |                    | 1,577.78                    |
| <b>Total Sources:</b>     | <b><u>15,209,118.33</u></b> | <b><u>0.00</u></b>     | <b><u>0.00</u></b> | <b><u>15,209,118.33</u></b> |
| <br><i>Uses of Funds</i>  |                             |                        |                    |                             |
| Construction Fund         |                             |                        |                    | 15,002,603.05               |
| Underwriter's Discount    |                             |                        |                    | 83,437.50                   |
| Costs of Issuance         |                             |                        |                    | 121,500.00                  |
| Debt Service Fund         |                             |                        |                    | 1,577.78                    |
| <b>Total Uses:</b>        | <b><u>15,209,118.33</u></b> | <b><u>0.00</u></b>     | <b><u>0.00</u></b> | <b><u>15,209,118.33</u></b> |



|  |
|--|
| <b>Schedule C - Annual Debt Service &amp; Production</b> |
|--|

| Period<br>Ending | Coupon | Par<br>Amount            | Yield  | Price   | Interest                   | Debt<br>Service             | Production                  |
|------------------|--------|--------------------------|--------|---------|----------------------------|-----------------------------|-----------------------------|
| 03/01/13         |        |                          |        |         | 236,666.67                 | 236,666.67                  |                             |
| 03/01/14         | 2.000% | 225,000                  | 0.420% | 102.224 | 568,000.00                 | 793,000.00                  | 230,004.00                  |
| 03/01/15         | 3.000% | 235,000                  | 0.540% | 105.891 | 563,500.00                 | 798,500.00                  | 248,843.85                  |
| 03/01/16         | 3.000% | 240,000                  | 0.690% | 107.780 | 556,450.00                 | 796,450.00                  | 258,672.00                  |
| 03/01/17         | 4.000% | 250,000                  | 0.930% | 113.245 | 549,250.00                 | 799,250.00                  | 283,112.50                  |
| 03/01/18         | 4.000% | 260,000                  | 1.200% | 114.633 | 539,250.00                 | 799,250.00                  | 298,045.80                  |
| 03/01/19         | 4.000% | 270,000                  | 1.510% | 115.166 | 528,850.00                 | 798,850.00                  | 310,948.20                  |
| 03/01/20         | 2.000% | 625,000                  | 1.740% | 101.800 | 518,050.00                 | 1,143,050.00                | 636,250.00                  |
| 03/01/21         | 4.500% | 555,000                  | 1.950% | 119.697 | 505,550.00                 | 1,060,550.00                | 664,318.35                  |
| 03/01/22         | 5.000% | 755,000                  | 2.090% | 124.749 | 480,575.00                 | 1,235,575.00                | 941,854.95                  |
| 03/01/23         | 5.000% | 795,000                  | 2.270% | 123.020 | 442,825.00                 | 1,237,825.00                | 978,009.00                  |
| 03/01/24         | 5.000% | 835,000                  | 2.350% | 122.261 | 403,075.00                 | 1,238,075.00                | 1,020,879.35                |
| 03/01/25         | 5.000% | 880,000                  | 2.450% | 121.320 | 361,325.00                 | 1,241,325.00                | 1,067,616.00                |
| 03/01/26         | 4.000% | 915,000                  | 2.800% | 109.868 | 317,325.00                 | 1,232,325.00                | 1,005,292.20                |
| 03/01/27         | 5.000% | 955,000                  | 2.600% | 119.924 | 280,725.00                 | 1,235,725.00                | 1,145,274.20                |
| 03/01/28         | 5.000% | 1,000,000                | 2.660% | 119.371 | 232,975.00                 | 1,232,975.00                | 1,193,710.00                |
| 03/01/29         | 5.000% | 1,055,000                | 2.700% | 119.004 | 182,975.00                 | 1,237,975.00                | 1,255,492.20                |
| 03/01/30         | 3.000% | 1,095,000                | 3.130% | 98.263  | 130,225.00                 | 1,225,225.00                | 1,075,979.85                |
| 03/01/31         | 5.000% | 1,185,000                | 2.840% | 117.730 | 97,375.00                  | 1,282,375.00                | 1,395,100.50                |
| 03/01/32         | 3.125% | 1,220,000                | 3.250% | 98.208  | 38,125.00                  | 1,258,125.00                | 1,198,137.60                |
|                  |        | <b><u>13,350,000</u></b> |        |         | <b><u>7,533,091.67</u></b> | <b><u>20,883,091.67</u></b> | <b><u>15,207,540.55</u></b> |

|  |
|--|
| <b>Schedule D - Semi-Annual Debt Service</b> |
|--|

| Date     | Coupon | Principal Amount        | Accelerated Principal   | Interest                   | Debt Service                |
|----------|--------|-------------------------|-------------------------|----------------------------|-----------------------------|
| 03/01/13 |        |                         |                         | 236,666.67                 | 236,666.67                  |
| 09/01/13 |        |                         |                         | 284,000.00                 | 284,000.00                  |
| 03/01/14 | 2.000% | 225,000                 |                         | 284,000.00                 | 509,000.00                  |
| 09/01/14 |        |                         |                         | 281,750.00                 | 281,750.00                  |
| 03/01/15 | 3.000% | 235,000                 |                         | 281,750.00                 | 516,750.00                  |
| 09/01/15 |        |                         |                         | 278,225.00                 | 278,225.00                  |
| 03/01/16 | 3.000% | 240,000                 |                         | 278,225.00                 | 518,225.00                  |
| 09/01/16 |        |                         |                         | 274,625.00                 | 274,625.00                  |
| 03/01/17 | 4.000% | 250,000                 |                         | 274,625.00                 | 524,625.00                  |
| 09/01/17 |        |                         |                         | 269,625.00                 | 269,625.00                  |
| 03/01/18 | 4.000% | 260,000                 |                         | 269,625.00                 | 529,625.00                  |
| 09/01/18 |        |                         |                         | 264,425.00                 | 264,425.00                  |
| 03/01/19 | 4.000% | 270,000                 |                         | 264,425.00                 | 534,425.00                  |
| 09/01/19 |        |                         |                         | 259,025.00                 | 259,025.00                  |
| 03/01/20 | 2.000% | 625,000                 |                         | 259,025.00                 | 884,025.00                  |
| 09/01/20 |        |                         |                         | 252,775.00                 | 252,775.00                  |
| 03/01/21 | 4.500% | 555,000                 |                         | 252,775.00                 | 807,775.00                  |
| 09/01/21 |        |                         |                         | 240,287.50                 | 240,287.50                  |
| 03/01/22 | 5.000% | 755,000                 | 7,620,000               | 240,287.50                 | 8,615,287.50                |
| 09/01/22 |        |                         |                         | 35,487.50                  | 35,487.50                   |
| 03/01/23 |        |                         |                         | 35,487.50                  | 35,487.50                   |
| 09/01/23 |        |                         |                         | 35,487.50                  | 35,487.50                   |
| 03/01/24 |        |                         |                         | 35,487.50                  | 35,487.50                   |
| 09/01/24 |        |                         |                         | 35,487.50                  | 35,487.50                   |
| 03/01/25 |        |                         |                         | 35,487.50                  | 35,487.50                   |
| 09/01/25 |        |                         |                         | 35,487.50                  | 35,487.50                   |
| 03/01/26 |        |                         |                         | 35,487.50                  | 35,487.50                   |
| 09/01/26 |        |                         |                         | 35,487.50                  | 35,487.50                   |
| 03/01/27 |        |                         |                         | 35,487.50                  | 35,487.50                   |
| 09/01/27 |        |                         |                         | 35,487.50                  | 35,487.50                   |
| 03/01/28 |        |                         |                         | 35,487.50                  | 35,487.50                   |
| 09/01/28 |        |                         |                         | 35,487.50                  | 35,487.50                   |
| 03/01/29 |        |                         |                         | 35,487.50                  | 35,487.50                   |
| 09/01/29 |        |                         |                         | 35,487.50                  | 35,487.50                   |
| 03/01/30 | 3.000% | 1,095,000               |                         | 35,487.50                  | 1,130,487.50                |
| 09/01/30 |        |                         |                         | 19,062.50                  | 19,062.50                   |
| 03/01/31 |        |                         |                         | 19,062.50                  | 19,062.50                   |
| 09/01/31 |        |                         |                         | 19,062.50                  | 19,062.50                   |
| 03/01/32 | 3.125% | 1,220,000               |                         | 19,062.50                  | 1,239,062.50                |
|          |        | <b><u>5,730,000</u></b> | <b><u>7,620,000</u></b> | <b><u>5,690,191.67</u></b> | <b><u>19,040,191.67</u></b> |

**Schedule E - Arbitrage Yield Calculation**

| Date     | Total<br>Issue<br>Payments | Discount<br>Factor @<br>2.604970% | Present<br>Value as of<br>10/02/12 |
|----------|----------------------------|-----------------------------------|------------------------------------|
| 03/01/13 | 236,666.67                 | 0.98934510                        | 234,145.01                         |
| 09/01/13 | 284,000.00                 | 0.97662471                        | 277,361.42                         |
| 03/01/14 | 509,000.00                 | 0.96406787                        | 490,710.55                         |
| 09/01/14 | 281,750.00                 | 0.95167248                        | 268,133.72                         |
| 03/01/15 | 516,750.00                 | 0.93943646                        | 485,453.79                         |
| 09/01/15 | 278,225.00                 | 0.92735776                        | 258,014.11                         |
| 03/01/16 | 518,225.00                 | 0.91543437                        | 474,400.97                         |
| 09/01/16 | 274,625.00                 | 0.90366427                        | 248,168.80                         |
| 03/01/17 | 524,625.00                 | 0.89204551                        | 467,989.38                         |
| 09/01/17 | 269,625.00                 | 0.88057614                        | 237,425.34                         |
| 03/01/18 | 529,625.00                 | 0.86925423                        | 460,378.77                         |
| 09/01/18 | 264,425.00                 | 0.85807790                        | 226,897.25                         |
| 03/01/19 | 534,425.00                 | 0.84704526                        | 452,682.16                         |
| 09/01/19 | 259,025.00                 | 0.83615447                        | 216,584.91                         |
| 03/01/20 | 884,025.00                 | 0.82540371                        | 729,677.52                         |
| 09/01/20 | 252,775.00                 | 0.81479118                        | 205,958.84                         |
| 03/01/21 | 807,775.00                 | 0.80431510                        | 649,705.63                         |
| 09/01/21 | 240,287.50                 | 0.79397371                        | 190,781.96                         |
| 03/01/22 | 8,615,287.50               | 0.78376528                        | 6,752,363.23                       |
| 09/01/22 | 35,487.50                  | 0.77368811                        | 27,456.26                          |
| 03/01/23 | 35,487.50                  | 0.76374050                        | 27,103.24                          |
| 09/01/23 | 35,487.50                  | 0.75392080                        | 26,754.76                          |
| 03/01/24 | 35,487.50                  | 0.74422735                        | 26,410.77                          |
| 09/01/24 | 35,487.50                  | 0.73465853                        | 26,071.19                          |
| 03/01/25 | 35,487.50                  | 0.72521274                        | 25,735.99                          |
| 09/01/25 | 35,487.50                  | 0.71588840                        | 25,405.09                          |
| 03/01/26 | 35,487.50                  | 0.70668395                        | 25,078.45                          |
| 09/01/26 | 35,487.50                  | 0.69759784                        | 24,756.00                          |
| 03/01/27 | 35,487.50                  | 0.68862856                        | 24,437.71                          |
| 09/01/27 | 35,487.50                  | 0.67977460                        | 24,123.50                          |
| 03/01/28 | 35,487.50                  | 0.67103447                        | 23,813.34                          |
| 09/01/28 | 35,487.50                  | 0.66240672                        | 23,507.16                          |
| 03/01/29 | 35,487.50                  | 0.65388991                        | 23,204.92                          |
| 09/01/29 | 35,487.50                  | 0.64548259                        | 22,906.56                          |
| 03/01/30 | 1,130,487.50               | 0.63718337                        | 720,327.84                         |
| 09/01/30 | 19,062.50                  | 0.62899086                        | 11,990.14                          |
| 03/01/31 | 19,062.50                  | 0.62090368                        | 11,835.98                          |
| 09/01/31 | 19,062.50                  | 0.61292049                        | 11,683.80                          |
| 03/01/32 | 1,239,062.50               | 0.60503993                        | 749,682.29                         |
|          | <b>19,040,191.67</b>       |                                   | <b>15,209,118.33</b>               |

| Issue Price Calculation        |                      |
|--------------------------------|----------------------|
| + Par Amount of Issue          | 13,350,000.00        |
| + Accrued Interest             | 1,577.78             |
| +/- Original Issue Prem/(Disc) | 1,857,540.55         |
| <b>Issue Price:</b>            | <b>15,209,118.33</b> |
| - Qualified Guarantee          | 0.00                 |
| <b>Adjusted Issue Price:</b>   | <b>15,209,118.33</b> |
| Present Value Result:          | 15,209,118.33        |
| Variance:                      | 0.00                 |
| <b>Arbitrage Yield:</b>        | <b>2.604970%</b>     |

|   |               |
|---|---------------|
| <b>Schedule F1 - Construction Fund</b><br><i>Remaining Balance Analysis</i> | <b>Fund 1</b> |
|---|---------------|

| <b>Summary - Fund 1</b>  |                |
|--------------------------|----------------|
| Gross Earnings:          | \$68,092.20    |
| Internal Rate of Return: | 0.198579%      |
| Excess Earnings:         | (\$970,054.15) |

| Security<br>Type                | Par<br>Amount | Coupon | Maturity<br>Date | Settlement<br>Date | Settlement<br>Price | Yield | Accreted<br>Price | Accrued<br>Interest | Computation<br>Date<br>Value |
|---------------------------------|---------------|--------|------------------|--------------------|---------------------|-------|-------------------|---------------------|------------------------------|
| N/A                             | N/A           | N/A    | N/A              | N/A                | N/A                 | N/A   | N/A               | 0.00                | 0.00                         |
| Value as of September 30, 2020: |               |        |                  |                    |                     |       |                   |                     | <u><b>0.00</b></u>           |

**\$13,350,000**  
**Montgomery County, Texas**  
**Certificates of Obligation**  
**Series 2012A**

**Schedule F2 - Construction Fund**  
**Net Nonpurpose Investments Cash Flow**

**Fund 1**

| Date     | Description | Net<br>Nonpurpose<br>Investments<br>Cash Flow | Muni-Days/<br>Computation<br>Date | Rebate Calculations      |                      | IRR Calculations         |                      |
|----------|-------------|---|-----------------------------------|--------------------------|----------------------|--------------------------|----------------------|
|          |             |   |                                   | FV Factor @<br>2.604970% | FV As Of<br>09/30/20 | FV Factor @<br>0.198579% | FV As Of<br>09/30/20 |
| 10/02/12 | Deposit     | (15,000,000.00)                               | 2,878                             | 1.22986981               | (18,448,047.17)      | 1.01599395               | (15,239,909.30)      |
| 10/02/12 | Deposit     | (121,500.00)                                  | 2,878                             | 1.22986981               | (149,429.18)         | 1.01599395               | (123,443.27)         |
| 10/02/12 | Deposit     | (2,603.05)                                    | 2,878                             | 1.22986981               | (3,201.41)           | 1.01599395               | (2,644.68)           |
| 10/02/12 | W/D         | 500.00  | 2,878                             | 1.22986981               | 614.93               | 1.01599395               | 508.00               |
| 10/02/12 | W/D         | 10.00   | 2,878                             | 1.22986981               | 12.30                | 1.01599395               | 10.16                |
| 10/02/12 | W/D         | 15.00   | 2,878                             | 1.22986981               | 18.45                | 1.01599395               | 15.24                |
| 10/31/12 | W/D         | 2,081.35                                      | 2,850                             | 1.22739657               | 2,554.64             | 1.01583712               | 2,114.31             |
| 11/15/12 | Correction  | (25.00)                                       | 2,835                             | 1.22607366               | (30.65)              | 1.01575312               | (25.39)              |
| 11/28/12 | Deposit     | (2,081.35)                                    | 2,822                             | 1.22492829               | (2,549.50)           | 1.01568032               | (2,113.99)           |
| 11/30/12 | W/D         | 2,120.77                                      | 2,820                             | 1.22475218               | 2,597.42             | 1.01566912               | 2,154.00             |
| 12/12/12 | Deposit     | (2,120.77)                                    | 2,808                             | 1.22369602               | (2,595.18)           | 1.01560192               | (2,153.86)           |
| 12/31/12 | W/D         | 2,098.20                                      | 2,790                             | 1.22211349               | 2,564.24             | 1.01550114               | 2,130.72             |
| 12/31/12 | W/D         | 142.70  | 2,790                             | 1.22211349               | 174.40               | 1.01550114               | 144.91               |
| 01/30/13 | Deposit     | (900,000.00)                                  | 2,760                             | 1.21948048               | (1,097,532.43)       | 1.01533319               | (913,799.87)         |
| 01/30/13 | W/D         | 10.00   | 2,760                             | 1.21948048               | 12.19                | 1.01533319               | 10.15                |
| 01/31/13 | Deposit     | (10.00)                                       | 2,760                             | 1.21948048               | (12.19)              | 1.01533319               | (10.15)              |
| 01/31/13 | W/D         | 1,830.62                                      | 2,760                             | 1.21948048               | 2,232.41             | 1.01533319               | 1,858.69             |
| 02/01/13 | W/D         | 917,810.42                                    | 2,759                             | 1.21939281               | 1,119,171.43         | 1.01532759               | 931,878.24           |
| 02/07/13 | Deposit     | (2,098.20)                                    | 2,753                             | 1.21886693               | (2,557.43)           | 1.01529400               | (2,130.29)           |
| 02/07/13 | Deposit     | (142.70)                                      | 2,753                             | 1.21886693               | (173.93)             | 1.01529400               | (144.88)             |
| 02/08/13 | W/D         | 900,000.00                                    | 2,752                             | 1.21877931               | 1,096,901.38         | 1.01528841               | 913,759.57           |
| 02/28/13 | W/D         | 1,670.35                                      | 2,730                             | 1.21685315               | 2,032.57             | 1.01516527               | 1,695.68             |
| 03/07/13 | Deposit     | (1,830.62)                                    | 2,723                             | 1.21624092               | (2,226.47)           | 1.01512609               | (1,858.31)           |
| 03/08/13 | Deposit     | (1,670.35)                                    | 2,722                             | 1.21615349               | (2,031.40)           | 1.01512049               | (1,695.61)           |
| 03/31/13 | W/D         | 1,845.24                                      | 2,700                             | 1.21423148               | 2,240.55             | 1.01499737               | 1,872.91             |
| 04/12/13 | Deposit     | (1,845.24)                                    | 2,688                             | 1.21318439               | (2,238.62)           | 1.01493022               | (1,872.79)           |
| 04/30/13 | W/D         | 1,690.23                                      | 2,670                             | 1.21161546               | 2,047.91             | 1.01482950               | 1,715.30             |
| 05/15/13 | Deposit     | (1,690.23)                                    | 2,655                             | 1.21030956               | (2,045.70)           | 1.01474558               | (1,715.15)           |
| 05/31/13 | W/D         | 1,582.30                                      | 2,640                             | 1.20900507               | 1,913.01             | 1.01466167               | 1,605.50             |
| 06/25/13 | Deposit     | (1,582.30)                                    | 2,615                             | 1.20683404               | (1,909.57)           | 1.01452182               | (1,605.28)           |
| 06/30/13 | W/D         | 1,466.94                                      | 2,610                             | 1.20640030               | 1,769.72             | 1.01449385               | 1,488.20             |
| 07/22/13 | Deposit     | (1,466.94)                                    | 2,588                             | 1.20449371               | (1,766.92)           | 1.01437081               | (1,488.02)           |
| 07/31/13 | W/D         | 1,326.83                                      | 2,580                             | 1.20380115               | 1,597.24             | 1.01432607               | 1,345.84             |
| 08/22/13 | W/D         | 2,435,000.00                                  | 2,558                             | 1.20189867               | 2,926,623.26         | 1.01420305               | 2,469,584.42         |
| 08/31/13 | W/D         | 1,171.62                                      | 2,550                             | 1.20120760               | 1,407.36             | 1.01415831               | 1,188.21             |
| 09/18/13 | W/D         | 937,528.70                                    | 2,532                             | 1.19965415               | 1,124,710.20         | 1.01405767               | 950,708.17           |
| 09/19/13 | Deposit     | (1,326.83)                                    | 2,531                             | 1.19956791               | (1,591.62)           | 1.01405208               | (1,345.47)           |
| 09/27/13 | Deposit     | (1,171.62)                                    | 2,523                             | 1.19887818               | (1,404.63)           | 1.01400736               | (1,188.03)           |
| 09/27/13 | W/D         | 134,493.56                                    | 2,523                             | 1.19887818               | 161,241.39           | 1.01400736               | 136,377.46           |
| 09/30/13 | W/D         | 1,047.07                                      | 2,520                             | 1.19861964               | 1,255.04             | 1.01399059               | 1,061.72             |
| 10/31/13 | W/D         | 1,076.61                                      | 2,490                             | 1.19603725               | 1,287.67             | 1.01382289               | 1,091.49             |
| 11/20/13 | Deposit     | (1,076.61)                                    | 2,470                             | 1.19431875               | (1,285.82)           | 1.01371110               | (1,091.37)           |
| 11/30/13 | W/D         | 955.94  | 2,460                             | 1.19346042               | 1,140.88             | 1.01365521               | 968.99               |
| 12/10/13 | Deposit     | (955.94)                                      | 2,450                             | 1.19260272               | (1,140.06)           | 1.01359933               | (968.94)             |
| 12/31/13 | W/D         | 857.34  | 2,430                             | 1.19088915               | 1,021.00             | 1.01348757               | 868.90               |
| 01/17/14 | Deposit     | (857.34)                                      | 2,413                             | 1.18943456               | (1,019.75)           | 1.01339258               | (868.82)             |
| 01/31/14 | W/D         | 765.33  | 2,400                             | 1.18832342               | 909.46               | 1.01331995               | 775.52               |
| 02/11/14 | Deposit     | (765.33)                                      | 2,389                             | 1.18738403               | (908.74)             | 1.01325850               | (775.48)             |
| 02/19/14 | W/D         | 625,000.00                                    | 2,381                             | 1.18670131               | 741,688.32           | 1.01321381               | 633,258.63           |
| 02/28/14 | W/D         | 654.32  | 2,370                             | 1.18576321               | 775.87               | 1.01315236               | 662.93               |
| 03/10/14 | Deposit     | (654.32)                                      | 2,360                             | 1.18491104               | (775.31)             | 1.01309650               | (662.89)             |
| 03/31/14 | W/D         | 745.60  | 2,340                             | 1.18320852               | 882.20               | 1.01298480               | 755.28               |
| 04/01/14 | W/D         | 247,866.92                                    | 2,339                             | 1.18312346               | 293,257.17           | 1.01297921               | 251,084.04           |
| 04/11/14 | Deposit     | (745.60)                                      | 2,329                             | 1.18227318               | (881.50)             | 1.01292337               | (755.24)             |
| 04/30/14 | W/D         | 671.59  | 2,310                             | 1.18065934               | 792.92               | 1.01281727               | 680.20               |
| 05/20/14 | Deposit     | (671.59)                                      | 2,290                             | 1.17896293               | (791.78)             | 1.01270559               | (680.12)             |
| 05/21/14 | Deposit     | (1,047.07)                                    | 2,289                             | 1.17887818               | (1,234.37)           | 1.01270001               | (1,060.37)           |
| 05/31/14 | W/D         | 827.18  | 2,280                             | 1.17811564               | 974.51               | 1.01264976               | 837.64               |
| 06/05/14 | Deposit     | (827.18)                                      | 2,275                             | 1.17769223               | (974.16)             | 1.01262184               | (837.62)             |

**\$13,350,000**  
**Montgomery County, Texas**  
**Certificates of Obligation**  
**Series 2012A**

**Schedule F2 - Construction Fund**  
**Net Nonpurpose Investments Cash Flow**

**Fund 1**

| Date     | Description | Net<br>Nonpurpose<br>Investments<br>Cash Flow | Muni-Days/<br>Computation<br>Date | Rebate Calculations      |                      | IRR Calculations         |                      |
|----------|-------------|---|-----------------------------------|--------------------------|----------------------|--------------------------|----------------------|
|          |             |   |                                   | FV Factor @<br>2.604970% | FV As Of<br>09/30/20 | FV Factor @<br>0.198579% | FV As Of<br>09/30/20 |
| 06/12/14 | W/D         | 165,000.00                                    | 2,268                             | 1.17709970               | 194,221.45           | 1.01258276               | 167,076.16           |
| 06/13/14 | Deposit     | (165,000.00)                                  | 2,267                             | 1.17701508               | (194,207.49)         | 1.01257718               | (167,075.23)         |
| 06/17/14 | W/D         | 164,163.56                                    | 2,263                             | 1.17667665               | 193,167.43           | 1.01255485               | 166,224.61           |
| 06/30/14 | W/D         | 870.72  | 2,250                             | 1.17557743               | 1,023.60             | 1.01248228               | 881.59               |
| 07/14/14 | Deposit     | (870.72)                                      | 2,236                             | 1.17439480               | (1,022.57)           | 1.01240413               | (881.52)             |
| 07/31/14 | W/D         | 814.18  | 2,220                             | 1.17304469               | 955.07               | 1.01231483               | 824.21               |
| 08/12/14 | Deposit     | (814.18)                                      | 2,208                             | 1.17203312               | (954.25)             | 1.01224786               | (824.15)             |
| 08/31/14 | W/D         | 762.84  | 2,190                             | 1.17051740               | 892.92               | 1.01214741               | 772.11               |
| 09/15/14 | Deposit     | (762.84)                                      | 2,175                             | 1.16925580               | (891.96)             | 1.01206370               | (772.04)             |
| 09/26/14 | W/D         | 1,132,381.51                                  | 2,164                             | 1.16833149               | 1,322,996.97         | 1.01200233               | 1,145,972.72         |
| 04/22/15 | W/D         | 2,686,000.00                                  | 1,958                             | 1.15115602               | 3,092,005.08         | 1.01085360               | 2,715,152.77         |
| 07/14/15 | W/D         | 2,337,000.00                                  | 1,876                             | 1.14438965               | 2,674,438.62         | 1.01039670               | 2,361,297.09         |
| 07/15/15 | Deposit     | (2,337,000.00)                                | 1,875                             | 1.14430738               | (2,674,246.35)       | 1.01039113               | (2,361,284.08)       |
| 07/17/15 | W/D         | 2,337,193.19                                  | 1,873                             | 1.14414286               | 2,674,082.90         | 1.01037999               | 2,361,453.23         |
| 09/15/15 | W/D         | 1,078,000.00                                  | 1,815                             | 1.13938195               | 1,228,253.74         | 1.01005695               | 1,088,841.39         |
| 09/16/15 | Deposit     | (1,078,000.00)                                | 1,814                             | 1.13930003               | (1,228,165.44)       | 1.01005138               | (1,088,835.39)       |
| 09/22/15 | W/D         | 1,077,937.63                                  | 1,808                             | 1.13880869               | 1,227,564.74         | 1.01001797               | 1,088,736.38         |
| 10/31/15 | W/D         | 342.33  | 1,770                             | 1.13570179               | 388.78               | 1.00980639               | 345.69               |
| 11/24/15 | Deposit     | (342.33)                                      | 1,746                             | 1.13374390               | (388.11)             | 1.00967278               | (345.64)             |
| 11/30/15 | W/D         | 331.59  | 1,740                             | 1.13325495               | 375.78               | 1.00963938               | 334.79               |
| 12/23/15 | Deposit     | (331.59)                                      | 1,717                             | 1.13138262               | (375.16)             | 1.00951136               | (334.74)             |
| 12/31/15 | W/D         | 488.16  | 1,710                             | 1.13081339               | 552.02               | 1.00947240               | 492.78               |
| 01/07/16 | Deposit     | (488.16)                                      | 1,703                             | 1.13024445               | (551.74)             | 1.00943344               | (492.77)             |
| 01/31/16 | W/D         | 821.26  | 1,680                             | 1.12837709               | 926.69               | 1.00930544               | 828.90               |
| 02/09/16 | Deposit     | (821.26)                                      | 1,671                             | 1.12764722               | (926.09)             | 1.00925536               | (828.86)             |
| 02/22/16 | Deposit     | (1,605,000.00)                                | 1,658                             | 1.12659380               | (1,808,183.05)       | 1.00918303               | (1,619,738.76)       |
| 02/24/16 | W/D         | 1,605,000.00                                  | 1,656                             | 1.12643183               | 1,807,923.08         | 1.00917190               | 1,619,720.90         |
| 02/26/16 | W/D         | 1,605,586.73                                  | 1,654                             | 1.12626987               | 1,808,323.96         | 1.00916077               | 1,620,295.14         |
| 02/29/16 | W/D         | 702.70  | 1,650                             | 1.12594603               | 791.20               | 1.00913852               | 709.12               |
| 03/16/16 | Deposit     | (702.70)                                      | 1,634                             | 1.12465162               | (790.29)             | 1.00904950               | (709.06)             |
| 03/31/16 | W/D         | 381.27  | 1,620                             | 1.12352022               | 428.36               | 1.00897162               | 384.69               |
| 04/06/16 | Deposit     | (381.27)                                      | 1,614                             | 1.12303568               | (428.18)             | 1.00893824               | (384.68)             |
| 04/30/16 | W/D         | 385.61  | 1,590                             | 1.12109963               | 432.31               | 1.00880475               | 389.01               |
| 05/12/16 | Deposit     | (385.61)                                      | 1,578                             | 1.12013286               | (431.93)             | 1.00873801               | (388.98)             |
| 05/31/16 | W/D         | 402.84  | 1,560                             | 1.11868426               | 450.65               | 1.00863791               | 406.32               |
| 06/09/16 | Deposit     | (402.84)                                      | 1,551                             | 1.11796066               | (450.36)             | 1.00858786               | (406.30)             |
| 06/30/16 | W/D         | 400.27  | 1,530                             | 1.11627409               | 446.81               | 1.00847109               | 403.66               |
| 07/15/16 | Deposit     | (221,000.00)                                  | 1,515                             | 1.11507095               | (246,430.68)         | 1.00838769               | (222,853.68)         |
| 07/18/16 | W/D         | 221,000.00                                    | 1,512                             | 1.11483048               | 246,377.54           | 1.00837102               | 222,849.99           |
| 07/19/16 | W/D         | 221,157.74                                    | 1,511                             | 1.11475033               | 246,535.66           | 1.00836546               | 223,007.83           |
| 07/31/16 | W/D         | 358.38  | 1,500                             | 1.11386911               | 399.19               | 1.00830430               | 361.36               |
| 08/02/16 | Deposit     | (400.27)                                      | 1,498                             | 1.11370896               | (445.78)             | 1.00829319               | (403.59)             |
| 08/10/16 | Deposit     | (358.38)                                      | 1,490                             | 1.11306860               | (398.90)             | 1.00824871               | (361.34)             |
| 08/24/16 | W/D         | 10.00   | 1,476                             | 1.11194886               | 11.12                | 1.00817089               | 10.08                |
| 08/31/16 | W/D         | 339.67  | 1,470                             | 1.11146931               | 377.53               | 1.00813754               | 342.43               |
| 09/12/16 | Deposit     | (10.00)                                       | 1,458                             | 1.11051084               | (11.11)              | 1.00807085               | (10.08)              |
| 09/13/16 | Deposit     | (339.67)                                      | 1,457                             | 1.11043101               | (377.18)             | 1.00806529               | (342.41)             |
| 09/30/16 | W/D         | 383.37  | 1,440                             | 1.10907469               | 425.19               | 1.00797081               | 386.43               |
| 10/17/16 | Deposit     | (383.37)                                      | 1,423                             | 1.10772002               | (424.67)             | 1.00787634               | (386.39)             |
| 10/31/16 | W/D         | 443.62  | 1,410                             | 1.10668522               | 490.95               | 1.00780411               | 447.08               |
| 11/18/16 | Deposit     | (443.62)                                      | 1,392                             | 1.10525401               | (490.31)             | 1.00770410               | (447.04)             |
| 11/30/16 | W/D         | 442.96  | 1,380                             | 1.10430090               | 489.16               | 1.00763743               | 446.34               |
| 12/07/16 | Deposit     | (442.96)                                      | 1,373                             | 1.10374530               | (488.92)             | 1.00759854               | (446.33)             |
| 12/31/16 | W/D         | 481.41  | 1,350                             | 1.10192172               | 530.48               | 1.00747078               | 485.01               |
| 01/13/17 | Deposit     | (481.41)                                      | 1,337                             | 1.10089233               | (529.98)             | 1.00739857               | (484.97)             |
| 01/31/17 | W/D         | 528.40  | 1,320                             | 1.09954767               | 581.00               | 1.00730416               | 532.26               |
| 02/28/17 | W/D         | 481.37  | 1,290                             | 1.09717872               | 528.15               | 1.00713756               | 484.81               |
| 03/09/17 | Deposit     | (528.40)                                      | 1,281                             | 1.09646904               | (579.37)             | 1.00708759               | (532.15)             |
| 03/16/17 | Deposit     | (481.37)                                      | 1,274                             | 1.09591738               | (527.54)             | 1.00704872               | (484.76)             |

**Schedule F2 - Construction Fund**  
**Net Nonpurpose Investments Cash Flow**

**Fund 1**

| Date     | Description | Net<br>Nonpurpose<br>Investments<br>Cash Flow | Muni-Days/<br>Computation<br>Date | Rebate Calculations      |                      | IRR Calculations         |                      |
|----------|-------------|---|-----------------------------------|--------------------------|----------------------|--------------------------|----------------------|
|          |             |   |                                   | FV Factor @<br>2.604970% | FV As Of<br>09/30/20 | FV Factor @<br>0.198579% | FV As Of<br>09/30/20 |
| 03/31/17 | W/D         | 553.81  | 1,260                             | 1.09481489               | 606.32               | 1.00697100               | 557.67               |
| 04/21/17 | Deposit     | (100,000.00)                                  | 1,239                             | 1.09316323               | (109,316.32)         | 1.00685442               | (100,685.44)         |
| 04/26/17 | W/D         | 99,838.19                                     | 1,234                             | 1.09277035               | 109,100.21           | 1.00682666               | 100,519.75           |
| 04/26/17 | W/D         | 100,000.00                                    | 1,234                             | 1.09277035               | 109,277.03           | 1.00682666               | 100,682.67           |
| 04/30/17 | W/D         | 541.43  | 1,230                             | 1.09245614               | 591.49               | 1.00680446               | 545.11               |
| 05/02/17 | Deposit     | (553.81)                                      | 1,228                             | 1.09229907               | (604.93)             | 1.00679335               | (557.57)             |
| 05/19/17 | Deposit     | (541.43)                                      | 1,211                             | 1.09096490               | (590.68)             | 1.00669900               | (545.06)             |
| 05/31/17 | W/D         | 500.32  | 1,200                             | 1.09010248               | 545.40               | 1.00663794               | 503.64               |
| 06/27/17 | Deposit     | (500.32)                                      | 1,173                             | 1.08798852               | (544.34)             | 1.00648811               | (503.57)             |
| 06/30/17 | W/D         | 510.39  | 1,170                             | 1.08775389               | 555.18               | 1.00647146               | 513.69               |
| 07/11/17 | Deposit     | (510.39)                                      | 1,159                             | 1.08689401               | (554.74)             | 1.00641042               | (513.66)             |
| 07/31/17 | W/D         | 577.90  | 1,140                             | 1.08541036               | 627.26               | 1.00630500               | 581.54               |
| 08/10/17 | Deposit     | (577.90)                                      | 1,130                             | 1.08463030               | (626.81)             | 1.00624952               | (581.51)             |
| 08/31/17 | W/D         | 590.31  | 1,110                             | 1.08307187               | 639.35               | 1.00613857               | 593.93               |
| 09/19/17 | Deposit     | (590.31)                                      | 1,091                             | 1.08159344               | (638.48)             | 1.00603318               | (593.87)             |
| 09/30/17 | W/D         | 579.42  | 1,080                             | 1.08073843               | 626.20               | 1.00597217               | 582.88               |
| 10/23/17 | Deposit     | (579.42)                                      | 1,057                             | 1.07895286               | (625.17)             | 1.00584462               | (582.81)             |
| 10/31/17 | W/D         | 600.15  | 1,050                             | 1.07841001               | 647.21               | 1.00580580               | 603.63               |
| 11/01/17 | Deposit     | (600.15)                                      | 1,049                             | 1.07833249               | (647.16)             | 1.00580025               | (603.63)             |
| 11/30/17 | W/D         | 584.54  | 1,020                             | 1.07608661               | 629.02               | 1.00563945               | 587.84               |
| 12/01/17 | Deposit     | (584.54)                                      | 1,019                             | 1.07600925               | (628.97)             | 1.00563391               | (587.83)             |
| 12/31/17 | W/D         | 645.45  | 990                               | 1.07376822               | 693.06               | 1.00547313               | 648.98               |
| 01/01/18 | Deposit     | (645.45)                                      | 989                               | 1.07369102               | (693.01)             | 1.00546759               | (648.98)             |
| 01/31/18 | W/D         | 713.74  | 960                               | 1.07145482               | 764.74               | 1.00530684               | 717.53               |
| 02/01/18 | Deposit     | (713.74)                                      | 959                               | 1.07137779               | (764.69)             | 1.00530130               | (717.52)             |
| 02/28/18 | W/D         | 674.06  | 930                               | 1.06914640               | 720.67               | 1.00514058               | 677.53               |
| 03/01/18 | Deposit     | (674.06)                                      | 929                               | 1.06906954               | (720.62)             | 1.00513503               | (677.52)             |
| 03/31/18 | W/D         | 809.72  | 900                               | 1.06684296               | 863.85               | 1.00497434               | 813.75               |
| 04/01/18 | Deposit     | (809.72)                                      | 899                               | 1.06676626               | (863.78)             | 1.00496880               | (813.75)             |
| 04/30/18 | W/D         | 878.75  | 870                               | 1.06454448               | 935.47               | 1.00480813               | 882.98               |
| 05/01/18 | Deposit     | (878.75)                                      | 869                               | 1.06446795               | (935.40)             | 1.00480259               | (882.97)             |
| 05/31/18 | W/D         | 955.78  | 840                               | 1.06225095               | 1,015.28             | 1.00464195               | 960.22               |
| 06/01/18 | Deposit     | (955.78)                                      | 839                               | 1.06217459               | (1,015.21)           | 1.00463641               | (960.21)             |
| 06/30/18 | W/D         | 963.25  | 810                               | 1.05996237               | 1,021.01             | 1.00447579               | 967.56               |
| 07/01/18 | Deposit     | (963.25)                                      | 809                               | 1.05988617               | (1,020.94)           | 1.00447026               | (967.56)             |
| 07/31/18 | W/D         | 1,028.87                                      | 780                               | 1.05767871               | 1,088.21             | 1.00430967               | 1,033.30             |
| 08/01/18 | Deposit     | (1,028.87)                                    | 779                               | 1.05760267               | (1,088.14)           | 1.00430413               | (1,033.30)           |
| 08/31/18 | W/D         | 1,035.22                                      | 750                               | 1.05539998               | 1,092.57             | 1.00414357               | 1,039.51             |
| 09/01/18 | Deposit     | (1,035.22)                                    | 749                               | 1.05532410               | (1,092.49)           | 1.00413803               | (1,039.50)           |
| 09/30/18 | W/D         | 1,015.90                                      | 720                               | 1.05312615               | 1,069.87             | 1.00397750               | 1,019.94             |
| 10/01/18 | Deposit     | (1,015.90)                                    | 719                               | 1.05305044               | (1,069.79)           | 1.00397196               | (1,019.94)           |
| 10/31/18 | W/D         | 1,109.32                                      | 690                               | 1.05085722               | 1,165.74             | 1.00381145               | 1,113.55             |
| 11/01/18 | Deposit     | (1,109.32)                                    | 689                               | 1.05078168               | (1,165.65)           | 1.00380592               | (1,113.54)           |
| 11/30/18 | W/D         | 1,110.30                                      | 660                               | 1.04859318               | 1,164.25             | 1.00364543               | 1,114.35             |
| 12/01/18 | Deposit     | (1,110.30)                                    | 659                               | 1.04851780               | (1,164.17)           | 1.00363990               | (1,114.34)           |
| 12/31/18 | W/D         | 1,184.42                                      | 630                               | 1.04633402               | 1,239.30             | 1.00347944               | 1,188.54             |
| 01/01/19 | Deposit     | (1,184.42)                                    | 629                               | 1.04625880               | (1,239.21)           | 1.00347391               | (1,188.53)           |
| 01/31/19 | W/D         | 1,241.73                                      | 600                               | 1.04407973               | 1,296.47             | 1.00331348               | 1,245.84             |
| 02/01/19 | Deposit     | (1,241.73)                                    | 599                               | 1.04400467               | (1,296.37)           | 1.00330795               | (1,245.84)           |
| 02/07/19 | Deposit     | (359,000.00)                                  | 593                               | 1.04355443               | (374,636.04)         | 1.00327476               | (360,175.64)         |
| 02/07/19 | W/D         | 359,000.00                                    | 593                               | 1.04355443               | 374,636.04           | 1.00327476               | 360,175.64           |
| 02/11/19 | W/D         | 359,091.05                                    | 589                               | 1.04325437               | 374,623.31           | 1.00325264               | 360,259.04           |
| 02/28/19 | W/D         | 565.59  | 570                               | 1.04183029               | 589.25               | 1.00314755               | 567.37               |
| 03/01/19 | Deposit     | (565.59)                                      | 569                               | 1.04175539               | (589.21)             | 1.00314202               | (567.37)             |
| 03/29/19 | W/D         | 455.78  | 541                               | 1.03966044               | 473.86               | 1.00298717               | 457.14               |
| 04/01/19 | Deposit     | (455.78)                                      | 539                               | 1.03951097               | (473.79)             | 1.00297611               | (457.14)             |
| 04/30/19 | W/D         | 439.03  | 510                               | 1.03734595               | 455.43               | 1.00281576               | 440.27               |
| 04/30/19 | W/D         | 863.31  | 510                               | 1.03734595               | 895.55               | 1.00281576               | 865.74               |
| 04/30/19 | Deposit     | (863.31)                                      | 510                               | 1.03734595               | (895.55)             | 1.00281576               | (865.74)             |

**Schedule F2 - Construction Fund**  
**Net Nonpurpose Investments Cash Flow**

**Fund 1**

| Date             | Description | Net<br>Nonpurpose<br>Investments<br>Cash Flow | Muni-Days/<br>Computation<br>Date | Rebate Calculations      |                            | IRR Calculations         |                      |
|------------------|-------------|---|-----------------------------------|--------------------------|----------------------------|--------------------------|----------------------|
|                  |             |   |                                   | FV Factor @<br>2.604970% | FV As Of<br>09/30/20       | FV Factor @<br>0.198579% | FV As Of<br>09/30/20 |
| 05/01/19         | Deposit     | (439.03)                                      | 509                               | 1.03727137               | (455.39)                   | 1.00281023               | (440.26)             |
| 05/01/19         | W/D         | 1.84  | 509                               | 1.03727137               | 1.91                       | 1.00281023               | 1.85                 |
| 05/31/19         | W/D         | 447.12  | 480                               | 1.03511102               | 462.82                     | 1.00264991               | 448.30               |
| 06/01/19         | Deposit     | (447.12)                                      | 479                               | 1.03503660               | (462.79)                   | 1.00264438               | (448.30)             |
| 06/28/19         | W/D         | 425.31  | 452                               | 1.03302943               | 439.36                     | 1.00249514               | 426.37               |
| 07/01/19         | Deposit     | (425.31)                                      | 449                               | 1.03280665               | (439.26)                   | 1.00247856               | (426.36)             |
| 07/31/19         | W/D         | 433.80  | 420                               | 1.03065559               | 447.10                     | 1.00231829               | 434.81               |
| 08/01/19         | Deposit     | (433.80)                                      | 419                               | 1.03058150               | (447.07)                   | 1.00231276               | (434.80)             |
| 08/30/19         | W/D         | 413.01  | 390                               | 1.02843508               | 424.75                     | 1.00215252               | 413.90               |
| 09/01/19         | Deposit     | (413.01)                                      | 389                               | 1.02836114               | (424.72)                   | 1.00214699               | (413.90)             |
| 09/30/19         | W/D         | 385.57  | 360                               | 1.02621935               | 395.68                     | 1.00198677               | 386.34               |
| 10/01/19         | Deposit     | (385.57)                                      | 359                               | 1.02614557               | (395.65)                   | 1.00198125               | (386.33)             |
| 11/12/19         | Tfr to DSF  | 209,768.44                                    | 318                               | 1.02312534               | 214,619.41                 | 1.00175478               | 210,136.54           |
| 11/19/19         | Tfr to DSF  | 875.77  | 311                               | 1.02261058               | 895.57                     | 1.00171612               | 877.27               |
| 09/30/20         | Balance     | 0.00  | 0                                 | 1.00000000               | 0.00                       | 1.00000000               | 0.00                 |
| <b>Earnings:</b> |             | <b><u>68,092.20</u></b>                       |                                   | <b>Excess Earnings:</b>  | <b><u>(970,054.15)</u></b> |                          | <b><u>0.00</u></b>   |





\$45,810,000

Montgomery County, Texas

\$14,925,000 Certificates of Obligation, Series 2012

\$30,885,000 Limited Tax Refunding Bonds, Series 2012

## INTERIM ARBITRAGE REBATE ANALYSIS

For the Computation Period:

March 27, 2012 – September 30, 2020

BLX 

**TABLE OF CONTENTS**

Transmittal Letter

Opinion by Orrick, Herrington & Sutcliffe LLP

Notes and Assumptions

Definitions

The Obligations

Schedule A - Summary of Rebate Analysis

Schedule B - Sources & Uses of Funds

Schedule C - Annual Debt Service & Production

Schedule D - Semi-Annual Debt Service

Schedule E - Arbitrage Yield Calculation

Rebate Computations



BLX Group LLC

2711 N. Haskell Ave., Lockbox 35, Suite 2600 SW  
Dallas, TX 75204  
Ph 214 989 2700 Fx 214 989 2712  
blxgroup.com

October 12, 2020

Montgomery County  
P.O. Box 539  
Conroe, Texas 77305

Re: \$45,810,000  
Montgomery County, Texas  
\$14,925,000 Certificates of Obligation, Series 2012  
\$30,885,000 Limited Tax Refunding Bonds, Series 2012  
Interim Arbitrage Rebate Analysis  
Computation Period: March 27, 2012 through September 30, 2020

Ladies and Gentlemen:

This report (the “Report”), which is being delivered to you pursuant to our engagement letter, consists of computations and the assumptions on which such computations are based with respect to the rebate liability of the Montgomery County, Texas (the “Issuer”) in connection with the above-captioned issue (the “Obligations”) for the above-referenced period (the “Interim Computation Period”).

The computations herein are based on an analysis of existing laws, regulations, and rulings. The Department of the Treasury (“Treasury”) may publish additional regulations and supplement, amend, or interpret such laws, regulations, and rulings from time to time, with the result that the amount of rebate liability described in the Report may be subject to adjustment under such future pronouncements.

The scope of our engagement was limited to preparing the Report based on information supplied to us. In accordance with our engagement letter (which is incorporated herein by reference), our engagement did not include determination of whether securities allocable to proceeds of the Obligations were purchased at fair market value within the meaning of the Treasury Regulations, or an audit or review of the investments acquired with gross proceeds or the payment of debt service on the Obligations. With your permission, we have relied entirely on the information provided to us without independent verification, and we express no opinion as to the completeness, accuracy, or suitability of such information for purposes of calculating rebate liability with respect to the Obligations. We have undertaken no responsibility to audit or review the tax-exempt status of interest on the Obligations or any other aspect of the Obligation program. We are under no obligation to consider any information obtained by us pursuant to this engagement for any purpose other than determining such rebate liability. Also, we have no obligation to update this Report because of any events occurring, changes in existing laws, regulations, or rulings or interpretations thereof, or data or information received, subsequent to the date hereof.



For the Interim Computation Period March 27, 2012 through September 30, 2020:

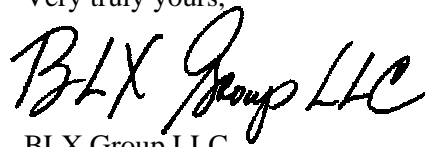
|                                 |               |
|---------------------------------|---------------|
| Allowable Yield on Investments: | 2.435492%     |
| Cumulative Rebate Liability:    | <u>\$0.00</u> |

Ninety percent (90%) of the Cumulative Rebate Liability (reduced by any applicable computation date credits) is required to be rebated to the United States no later than 60 days after March 27, 2022 (the end of the tenth Obligation Year). Such Cumulative Rebate Liability is subject to change, however, pursuant to computations undertaken up to and including March 27, 2022. Additionally, should the Obligations be retired prior to March 27, 2022, 100% of the Cumulative Rebate Liability (reduced by any applicable computation date credits) as of such retirement date will become due and payable within 60 days.

This Report does not address or determine the amount of any penalty in lieu of rebate that may be payable with respect to the Obligations.

This Report is not to be used, circulated, quoted, referred to, or relied upon by any other person without our express written permission.

Very truly yours,

  
BLX Group LLC



October 12, 2020

Montgomery County, Texas  
P.O. Box 539  
Conroe, Texas 77305

**Orrick, Herrington & Sutcliffe LLP**  
777 South Figueroa Street  
Suite 3200  
Los Angeles, CA 90017-5855  
+1 213 629 2020  
[orrick.com](http://orrick.com)

Re: \$45,810,000  
Montgomery County, Texas  
\$14,925,000 Certificates of Obligation, Series 2012  
\$30,885,000 Limited Tax Refunding Bonds, Series 2012  
Interim Arbitrage Rebate Analysis  
Computation Period: March 27, 2012 through September 30, 2020

Ladies and Gentlemen:

This opinion is being delivered to you pursuant to our engagement to provide certain legal services and accompanies a report (the "Report") prepared on the date hereof by BLX Group LLC ("BLX") consisting of computations and the assumptions on which such computations are based with respect to the rebate liability of the Montgomery County, Texas (the "Issuer") in connection with the above-captioned issue (the "Obligations") for the above-referenced period (the "Interim Computation Period"). In particular, we note that our opinion is specifically subject to the notes and assumptions contained in the Report.

The opinion expressed herein is based on an analysis of existing laws, regulations, and rulings. The Department of the Treasury ("Treasury") may publish additional regulations and supplement, amend, or interpret such laws, regulations, and rulings from time to time, with the result that the amount of rebate liability described in the Report and in this opinion may be subject to adjustment under such future pronouncements.

The scope of our engagement was limited to preparing this opinion, based on information supplied to us by you and BLX. Our engagement did not include determination of whether securities allocable to proceeds of the Obligations were purchased at fair market value within the meaning of the Treasury Regulations, or an audit or review of the investments acquired with gross proceeds or the payment of debt service on the Obligations. With your permission, we have relied entirely on information provided by you and BLX without independent verification, and we express no opinion as to the completeness, accuracy, or suitability of such information for purposes of calculating rebate liability with respect to the Obligations. We have undertaken no responsibility to audit or review the tax-exempt status of interest on the Obligations or any other aspect of the obligation program. No opinion is expressed on any matter other than rebate liability to the extent set forth below, and we are under no obligation to consider any information obtained by us pursuant to this engagement for any purpose other than determining such rebate liability. Also, we have no obligation to update this opinion because of any events occurring, changes in existing laws, regulations, or rulings or interpretations thereof, or data or information received, subsequent to the date hereof.



Based on and subject to the foregoing, and subject to the notes and assumptions contained in the Report, in our opinion, the computations shown in the Report were performed in accordance with applicable federal law and regulations and reflect the following:

For the Interim Computation Period March 27, 2012 through September 30, 2020:

|                                 |               |
|---------------------------------|---------------|
| Allowable Yield on Investments: | 2.435492%     |
| Cumulative Rebate Liability:    | <u>\$0.00</u> |

This opinion and Report do not address or determine the amount of any penalty in lieu of rebate that may be payable with respect to the Obligations.

This opinion is not to be used, circulated, quoted, referred to, or relied upon by any other person without our express written permission.

Very truly yours,

A handwritten signature in black ink that reads "Orrick, Herrington &amp; Sutcliffe LLP". The signature is written in a cursive, flowing style.

ORRICK, HERRINGTON & SUTCLIFFE LLP



**NOTES AND ASSUMPTIONS**

1. The Dated Date of the Obligations is March 1, 2012.
2. The Issue Date of the Obligations is March 27, 2012.
3. The Interim Computation Period is March 27, 2012 to September 30, 2020.
4. The Obligations constitute one issue for federal taxation purposes and are not treated as part of any other issue of governmental obligations.
5. The end of the first Obligation Year with respect to the Obligations for purposes of determining installment computation dates is March 27, 2013. Subsequent Obligation Years end annually thereafter until the final redemption date of the Obligations.
6. For debt service, yield, and investment cash flow purposes, all payments and receipts with respect to the Obligations and proceeds thereof are accurately set forth in the schedules contained herein.
7. The purchase price of each investment is at fair market value, exclusive of brokerage commissions, administrative expenses, or similar expenses and is representative of an arm's length transaction which did not reduce the rebate amount required to be paid to the United States.
8. The Obligations are not "refunded" obligations. The Obligations are "refunding" obligations, the proceeds of which were used to refund prior debt of the Issuer as described below (the "Prior Obligations"), and, therefore, give rise to transferred proceeds from the Prior Obligations pursuant to the Treasury Regulations. Accordingly, proceeds of the Prior Obligations, if any, cease to be treated as proceeds of the Prior Obligations and instead are treated as proceeds of the Obligations as proceeds of the Obligations are used to discharge principal of the Prior Obligations.

The following obligations of the Issuer have been refunded by the Obligations:

Unlimited Tax Road Bonds, Series 2002A  
Unlimited Tax Road Bonds, Series 2003A  
Limited Tax Library Bonds, Series 2003B  
Certificates of Obligation, Series 2003  
Certificates of Obligation, Series 2004

9. The Debt Service Fund does not constitute a bona fide debt service fund in certain obligation years; however, the allocable portion of this fund was invested at an average weighted yield less than the yield on the Obligations. Therefore, we have conservatively excluded such amounts from the calculation of rebate liability as its inclusion would only contribute additional negative arbitrage.
10. Certain amounts are subject to yield restriction and may not be invested at a yield materially higher than the yield on the Obligations. Any excess spread is eligible for yield reduction

payments pursuant to 1993 Regulations Section 1.148-5. The yield restriction liability, if any, is set forth on Schedule A hereof.



**DEFINITIONS**

1. 1992 Regulations: The Treasury Regulations issued on May 18, 1992.
2. 1993 Regulations: The Treasury Regulations issued on June 14, 1993.
3. Treasury Regulations: Either the 1992 Regulations or the 1993 Regulations, as applicable.
4. Bona Fide Debt Service Fund: Pursuant to Section 148(f)(4)(A) of the Internal Revenue Code (the “Code”), amounts held in a bona fide debt service fund in connection with either short term, private activity or variable rate bonds are not subject to rebate if gross earnings on such fund do not exceed \$100,000 in each bond year. Amounts held in a bona fide debt service fund for all other bond issues are not subject to rebate. As defined in Section 1.148-1(b) of the 1993 Regulations, a bona fide debt service fund may include proceeds of an issue.
5. Commingled Fund: As defined in Section 1.148-4(a)(4) of the 1992 Regulations or Section 1.148-1(b) of the 1993 Regulations.

Commingled Funds arise when gross proceeds of a bond issue are mixed or “commingled” with other monies (e.g., proceeds of other bonds issues, equity contributions, revenues, etc.). Uncommingling generally entails employing one of the methodologies allowable under the Treasury Regulations to identify the portions of investments, and earnings thereon, made with gross proceeds of the bond issue under examination.

6. Qualified Guarantee: As defined in Section 1.148-3(b)(12) of the 1992 Regulations or Section 1.148-4(f) of the 1993 Regulations.
7. Qualified Hedge: As defined in Section 1.148-4(h)(2) of the 1993 Regulations.
8. Transferred Proceeds: As defined in Section 1.148-11(c) of the 1992 Regulations or Section 1.148-9(b) of the 1993 Regulations.

Transferred Proceeds arise when a bond issue (the “Refunding Bonds”) defeases or redeems one or more bond issues (the “Refunded Bonds”). Proceeds of the Refunded Bonds become Transferred Proceeds of the Refunding Bonds as proceeds of the Refunding Bonds are used to redeem principal of the Refunded Bonds. Subsequent to being transferred, arbitrage earnings on Transferred Proceeds are calculated using the arbitrage yield of the Refunding Bonds.

9. Yield Restricted Funds: Any funds required to be invested at a yield that is not materially higher than the yield on the Bonds under Section 148(a) of the Code and Section 1.148-2 of the 1993 Regulations.

Yield restricted funds typically arise in connection with project, construction or acquisition proceeds that remain unspent subsequent to the expiration of the allocable “temporary period” during which such proceeds can be invested without regard to yield. Yield restricted funds also arise in connection with advance refundings, sinking funds, and over-funded reserve funds.

10. Universal Cap: As described in Section 1.148-4(b)(3) of the 1992 Regulations or Section 1.148-6(b)(2) of the 1993 Regulations.
11. Computation Date Credit: Per Section 1.148-2(b)(4) of the 1992 Regulations, a \$3,000 credit is applied on each eligible computation date. Per Section 1.148-3(d)(iv) of the 1993 Regulations, a \$1,000 credit is applied on the last day of each Bond Year during which amounts are allocated to gross proceeds of an issue that are subject to the rebate requirement. In addition, pursuant to Final Treasury Regulations, dated July 18, 2016, for any Bond Year ending in 2007, a computation date credit in the amount of \$1,400 and, for Bond Years ending after 2007, a computation date credit in the amount of \$1,400 or higher (as adjusted in the future for inflation as described in said Regulations) is applicable.

\$45,810,000  
Montgomery County, Texas  
\$14,925,000 Certificates of Obligation, Series 2012  
\$30,885,000 Limited Tax Refunding Bonds, Series 2012

|  |
|--|
| <b>Schedule A - Summary of Rebate Analysis</b> |
|--|

Issue Date: March 27, 2012  
Rebate Computation Date: September 30, 2020  
Client Matter Number: 42182-3553

| Fund<br>Reference<br>Number | Fund<br>Description     | Current<br>Fund Status | Computation<br>Date<br>Valuation | Gross<br>Earnings          | Internal<br>Rate of<br>Return | Excess<br>Earnings             |
|-----------------------------|-------------------------|------------------------|----------------------------------|----------------------------|-------------------------------|--------------------------------|
| 1                           | Escrow Fund             | Inactive               | \$0.00                           | \$48,254.07                | 0.166427%                     | (\$793,776.43)                 |
| 2                           | Construction Fund       | Active                 | \$733,703.60                     | \$150,726.06               | 0.313743%                     | (\$1,168,367.19)               |
| 3                           | 2003A Construction Fund | Inactive               | \$0.00                           | \$26.93                    | 0.053342%                     | (\$1,410.40)                   |
| <b>Totals:</b>              |                         |                        | <b><u>\$733,703.60</u></b>       | <b><u>\$199,007.05</u></b> |                               | <b><u>(\$1,963,554.03)</u></b> |

| <b>Summary</b>                      |          |              |                                |
|-------------------------------------|----------|--------------|--------------------------------|
| Arbitrage Yield:                    |          |              | 2.435492%                      |
| Return on Investments:              |          |              | 0.257970%                      |
| Shortfall %:                        |          |              | -2.177523%                     |
| Actual Gross Earnings:              |          |              | 199,007.05                     |
| Allowable Gross Earnings:           |          |              | 2,162,561.08                   |
| <b>Excess Earnings:</b>             |          |              | <b><u>(\$1,963,554.03)</u></b> |
| FV of Computation Date Credit:      | 03/27/13 | (\$1,590.00) | (\$1,906.93)                   |
| FV of Computation Date Credit:      | 03/27/14 | (\$1,620.00) | (\$1,896.44)                   |
| FV of Computation Date Credit:      | 03/27/15 | (\$1,650.00) | (\$1,885.36)                   |
| FV of Computation Date Credit:      | 03/27/16 | (\$1,650.00) | (\$1,840.27)                   |
| FV of Computation Date Credit:      | 03/27/17 | (\$1,670.00) | (\$1,818.03)                   |
| FV of Computation Date Credit:      | 03/27/18 | (\$1,700.00) | (\$1,806.42)                   |
| FV of Computation Date Credit:      | 03/27/19 | (\$1,730.00) | (\$1,794.34)                   |
| FV of Computation Date Credit:      | 03/27/20 | (\$1,760.00) | (\$1,781.79)                   |
| <b>Cumulative Rebate Liability:</b> |          |              | <b><u>(\$1,978,283.61)</u></b> |

**\$45,810,000**  
**Montgomery County, Texas**  
**\$14,925,000 Certificates of Obligation, Series 2012**  
**\$30,885,000 Limited Tax Refunding Bonds, Series 2012**

**Schedule B - Sources & Uses of Funds**

| <i>Sources of Funds</i>   | <b>Bond<br/>Proceeds</b>    | <b>Certificate<br/>Proceeds</b> | <b>Prior Bond<br/>Proceeds</b> | <b>Other<br/>Sources</b> | <b>Total</b>                |
|---------------------------|-----------------------------|---------------------------------|--------------------------------|--------------------------|-----------------------------|
| Par Amount                | 30,885,000.00               | 14,925,000.00                   |                                |                          |                             |
| + Original Issue Premium  | 5,023,444.90                | 686,286.85                      |                                |                          |                             |
| - Original Issue Discount | 0.00                        | 0.00                            |                                |                          |                             |
| Net Production            | 35,908,444.90               | 15,611,286.85                   |                                |                          | 51,519,731.75               |
| Accrued Interest          | 100,991.94                  | 34,883.78                       |                                |                          | 135,875.72                  |
| Issuer Contribution       |                             |                                 |                                | 220,000.00               | 220,000.00                  |
| <b>Total Sources:</b>     | <b><u>36,009,436.84</u></b> | <b><u>15,646,170.63</u></b>     | <b><u>0.00</u></b>             | <b><u>220,000.00</u></b> | <b><u>51,875,607.47</u></b> |
| <br><i>Uses of Funds</i>  |                             |                                 |                                |                          |                             |
| Escrow Fund               | 35,519,474.63               |                                 |                                | 220,000.00               | 35,739,474.63               |
| Construction Fund         |                             | 15,395,000.00                   |                                |                          | 15,395,000.00               |
| Costs of Issuance         | 203,660.27                  | 126,736.85                      |                                |                          | 330,397.12                  |
| Underwriter's Discount    | 185,310.00                  | 89,550.00                       |                                |                          | 274,860.00                  |
| Debt Service Fund         | 100,991.94                  | 34,883.78                       |                                |                          | 135,875.72                  |
| <b>Total Uses:</b>        | <b><u>36,009,436.84</u></b> | <b><u>15,646,170.63</u></b>     | <b><u>0.00</u></b>             | <b><u>220,000.00</u></b> | <b><u>51,875,607.47</u></b> |

**\$45,810,000**  
**Montgomery County, Texas**  
**\$14,925,000 Certificates of Obligation, Series 2012**  
**\$30,885,000 Limited Tax Refunding Bonds, Series 2012**

**Schedule C - Annual Debt Service & Production**

| Period<br>Ending | Certificates of Obligation |               |        |         |              | Limited Tax Refunding Bonds |               |            |         |               | Limited Tax Refunding Bonds |               |         |         |            | Total<br>Debt<br>Service | Total<br>Production |
|------------------|----------------------------|---------------|--------|---------|--------------|-----------------------------|---------------|------------|---------|---------------|-----------------------------|---------------|---------|---------|------------|--------------------------|---------------------|
|                  | Coupon                     | Par<br>Amount | Yield  | Price   | Interest     | Coupon                      | Par<br>Amount | Yield      | Price   | Interest      | Coupon                      | Par<br>Amount | Yield   | Price   | Interest   |                          |                     |
| 03/01/13         | 2.000%                     | 505,000       | 0.330% | 101.545 | 483,006.25   | 2.000%                      | 485,000       | 0.330%     | 101.545 | 1,383,350.00  |                             |               |         |         | 15,000.00  | 2,856,356.25             | 1,005,295.50        |
| 03/01/14         | 2.000%                     | 505,000       | 0.460% | 102.952 | 472,906.25   | 3.000%                      | 1,600,000     | 0.460%     | 104.869 | 1,373,650.00  |                             |               |         |         | 15,000.00  | 3,951,556.25             | 2,197,811.60        |
| 03/01/15         | 3.000%                     | 520,000       | 0.640% | 106.834 | 462,806.25   | 4.000%                      | 1,835,000     | 0.640%     | 109.729 | 1,325,650.00  |                             |               |         |         | 15,000.00  | 4,143,456.25             | 2,569,063.95        |
| 03/01/16         | 3.000%                     | 525,000       | 0.780% | 108.570 | 447,206.25   | 4.000%                      | 1,910,000     | 0.780%     | 112.431 | 1,252,250.00  |                             |               |         |         | 15,000.00  | 4,134,456.25             | 2,717,424.60        |
| 03/01/17         | 2.000%                     | 550,000       | 0.980% | 104.894 | 431,456.25   | 4.000%                      | 1,345,000     | 0.980%     | 114.493 | 1,175,850.00  |                             |               |         |         | 15,000.00  | 3,502,306.25             | 2,116,847.85        |
| 03/01/18         | 2.000%                     | 555,000       | 1.280% | 104.097 | 420,456.25   | 4.000%                      | 1,305,000     | 1.280%     | 115.478 | 1,122,050.00  |                             |               |         |         | 15,000.00  | 3,402,506.25             | 2,084,726.25        |
| 03/01/19         | 2.000%                     | 570,000       | 1.580% | 102.745 | 409,356.25   | 5.000%                      | 1,760,000     | 1.580%     | 122.357 | 1,069,850.00  |                             |               |         |         | 15,000.00  | 3,809,206.25             | 2,739,129.70        |
| 03/01/20         | 2.125%                     | 230,000       | 1.930% | 101.426 | 397,956.25   | 5.000%                      | 1,815,000     | 1.930%     | 122.466 | 981,850.00    |                             |               |         |         | 15,000.00  | 3,424,806.25             | 2,456,037.70        |
| 03/01/21         | 2.375%                     | 255,000       | 2.140% | 101.899 | 393,068.75   | 5.000%                      | 1,270,000     | 2.140%     | 123.128 | 891,100.00    | 3.000%                      | 500,000       | 2.140%  | 106.954 | 15,000.00  | 2,809,168.75             | 2,358,338.05        |
| 03/01/22         | 3.000%                     | 910,000       | 2.300% | 105.619 | 387,012.50   | 5.000%                      | 1,815,000     | 2.300%     | 121.677 | 827,600.00    |                             |               |         |         |            | 3,939,612.50             | 3,169,570.45        |
| 03/01/23         | 3.000%                     | 945,000       | 2.560% | 103.490 | 359,712.50   | 3.000%                      | 625,000       | 2.560%     | 103.490 | 736,850.00    |                             |               |         |         |            | 2,666,562.50             | 1,624,793.00        |
| 03/01/24         | 3.000%                     | 970,000       | 2.670% | 102.604 | 331,362.50   | 3.000%                      | 645,000       | 2.670%     | 102.604 | 718,100.00    |                             |               |         |         |            | 2,664,462.50             | 1,657,054.60        |
| 03/01/25         | 5.000%                     | 1,030,000     | 2.620% | 118.834 | 302,262.50   | 5.000%                      | 6,815,000     | 2.620%     | 118.834 | 698,750.00    |                             |               |         |         |            | 8,846,012.50             | 9,322,527.30        |
| 03/01/26         | 5.000%                     | 1,080,000     | 2.730% | 117.875 | 250,762.50   | 5.000%                      | 7,160,000     | 2.730%     | 117.875 | 358,000.00    |                             |               |         |         |            | 8,848,762.50             | 9,712,900.00        |
| 03/01/27         | 3.000%                     | 745,000       | 3.120% | 98.575  | 196,762.50   |                             |               |            |         |               |                             |               |         |         |            | 941,762.50               | 734,383.75          |
| 03/01/28         | 3.000%                     | 990,000       | 3.190% | 97.640  | 174,412.50   |                             |               |            |         |               |                             |               |         |         |            | 1,164,412.50             | 966,636.00          |
| 03/01/29         | 3.125%                     | 945,000       | 3.270% | 98.124  | 144,712.50   |                             |               |            |         |               |                             |               |         |         |            | 1,089,712.50             | 927,271.80          |
| 03/01/30         | 3.125%                     | 985,000       | 3.340% | 97.115  | 115,181.25   |                             |               |            |         |               |                             |               |         |         |            | 1,100,181.25             | 956,582.75          |
| 03/01/31         | 4.000%                     | 1,040,000     | 3.380% | 104.741 | 84,400.00    |                             |               |            |         |               |                             |               |         |         |            | 1,124,400.00             | 1,089,306.40        |
| 03/01/32         | 4.000%                     | 1,070,000     | 3.460% | 104.115 | 42,800.00    |                             |               |            |         |               |                             |               |         |         |            | 1,112,800.00             | 1,114,030.50        |
|                  |                            | 14,925,000    |        |         | 6,307,600.00 |                             |               | 30,385,000 |         | 13,914,900.00 |                             |               | 500,000 |         | 135,000.00 | 65,532,500.00            | 51,519,731.75       |

**\$45,810,000**  
**Montgomery County, Texas**  
**\$14,925,000 Certificates of Obligation, Series 2012**  
**\$30,885,000 Limited Tax Refunding Bonds, Series 2012**

**Schedule D - Semi-Annual Debt Service**

|          | Certificates of Obligaion |                  |                       |              | Limited Tax Refunding Bonds |                  |                       |            | Limited Tax Refunding Bonds |                  |          | Total Debt    |            |               |
|----------|---------------------------|------------------|-----------------------|--------------|-----------------------------|------------------|-----------------------|------------|-----------------------------|------------------|----------|---------------|------------|---------------|
| Date     | Coupon                    | Principal Amount | Accelerated Principal | Interest     | Coupon                      | Principal Amount | Accelerated Principal | Interest   | Coupon                      | Principal Amount | Interest | Service       |            |               |
| 09/01/12 |                           |                  |                       | 241,503.13   |                             |                  |                       | 691,675.00 |                             |                  | 7,500.00 | 940,678.13    |            |               |
| 03/01/13 | 2.000%                    | 505,000          |                       | 241,503.13   | 2.000%                      | 485,000          |                       | 691,675.00 |                             |                  | 7,500.00 | 1,930,678.13  |            |               |
| 09/01/13 |                           |                  |                       | 236,453.13   |                             |                  |                       | 686,825.00 |                             |                  | 7,500.00 | 930,778.13    |            |               |
| 03/01/14 | 2.000%                    | 505,000          |                       | 236,453.13   | 3.000%                      | 1,600,000        |                       | 686,825.00 |                             |                  | 7,500.00 | 3,035,778.13  |            |               |
| 09/01/14 |                           |                  |                       | 231,403.13   |                             |                  |                       | 662,825.00 |                             |                  | 7,500.00 | 901,728.13    |            |               |
| 03/01/15 | 3.000%                    | 520,000          |                       | 231,403.13   | 4.000%                      | 1,835,000        |                       | 662,825.00 |                             |                  | 7,500.00 | 3,256,728.13  |            |               |
| 09/01/15 |                           |                  |                       | 223,603.13   |                             |                  |                       | 626,125.00 |                             |                  | 7,500.00 | 857,228.13    |            |               |
| 03/01/16 | 3.000%                    | 525,000          |                       | 223,603.13   | 4.000%                      | 1,910,000        |                       | 626,125.00 |                             |                  | 7,500.00 | 3,292,228.13  |            |               |
| 09/01/16 |                           |                  |                       | 215,728.13   |                             |                  |                       | 587,925.00 |                             |                  | 7,500.00 | 811,153.13    |            |               |
| 03/01/17 | 2.000%                    | 550,000          |                       | 215,728.13   | 4.000%                      | 1,345,000        |                       | 587,925.00 |                             |                  | 7,500.00 | 2,706,153.13  |            |               |
| 09/01/17 |                           |                  |                       | 210,228.13   |                             |                  |                       | 561,025.00 |                             |                  | 7,500.00 | 778,753.13    |            |               |
| 03/01/18 | 2.000%                    | 555,000          |                       | 210,228.13   | 4.000%                      | 1,305,000        |                       | 561,025.00 |                             |                  | 7,500.00 | 2,638,753.13  |            |               |
| 09/01/18 |                           |                  |                       | 204,678.13   |                             |                  |                       | 534,925.00 |                             |                  | 7,500.00 | 747,103.13    |            |               |
| 03/01/19 | 2.000%                    | 570,000          |                       | 204,678.13   | 5.000%                      | 1,760,000        |                       | 534,925.00 |                             |                  | 7,500.00 | 3,077,103.13  |            |               |
| 09/01/19 |                           |                  |                       | 198,978.13   |                             |                  |                       | 490,925.00 |                             |                  | 7,500.00 | 697,403.13    |            |               |
| 03/01/20 | 2.125%                    | 230,000          |                       | 198,978.13   | 5.000%                      | 1,815,000        |                       | 490,925.00 |                             |                  | 7,500.00 | 2,742,403.13  |            |               |
| 09/01/20 |                           |                  |                       | 196,534.38   |                             |                  |                       | 445,550.00 |                             |                  | 7,500.00 | 649,584.38    |            |               |
| 03/01/21 | 2.375%                    | 255,000          | 7,045,000             | 196,534.38   | 5.000%                      | 1,270,000        | 17,060,000            | 445,550.00 | 3.000%                      | 500,000          | 7,500.00 | 26,779,584.38 |            |               |
| 09/01/21 |                           |                  |                       | 56,181.25    |                             |                  |                       |            |                             |                  |          | 56,181.25     |            |               |
| 03/01/22 |                           |                  |                       | 56,181.25    |                             |                  |                       |            |                             |                  |          | 56,181.25     |            |               |
| 09/01/22 |                           |                  |                       | 56,181.25    |                             |                  |                       |            |                             |                  |          | 56,181.25     |            |               |
| 03/01/23 |                           |                  |                       | 56,181.25    |                             |                  |                       |            |                             |                  |          | 56,181.25     |            |               |
| 09/01/23 |                           |                  |                       | 56,181.25    |                             |                  |                       |            |                             |                  |          | 56,181.25     |            |               |
| 03/01/24 |                           |                  |                       | 56,181.25    |                             |                  |                       |            |                             |                  |          | 56,181.25     |            |               |
| 09/01/24 |                           |                  |                       | 56,181.25    |                             |                  |                       |            |                             |                  |          | 56,181.25     |            |               |
| 03/01/25 |                           |                  |                       | 56,181.25    |                             |                  |                       |            |                             |                  |          | 56,181.25     |            |               |
| 09/01/25 |                           |                  |                       | 56,181.25    |                             |                  |                       |            |                             |                  |          | 56,181.25     |            |               |
| 03/01/26 |                           |                  |                       | 56,181.25    |                             |                  |                       |            |                             |                  |          | 56,181.25     |            |               |
| 09/01/26 |                           |                  |                       | 56,181.25    |                             |                  |                       |            |                             |                  |          | 56,181.25     |            |               |
| 03/01/27 | 3.000%                    | 745,000          |                       | 56,181.25    |                             |                  |                       |            |                             |                  |          | 801,181.25    |            |               |
| 09/01/27 |                           |                  |                       | 45,006.25    |                             |                  |                       |            |                             |                  |          | 45,006.25     |            |               |
| 03/01/28 | 3.000%                    | 990,000          |                       | 45,006.25    |                             |                  |                       |            |                             |                  |          | 1,035,006.25  |            |               |
| 09/01/28 |                           |                  |                       | 30,156.25    |                             |                  |                       |            |                             |                  |          | 30,156.25     |            |               |
| 03/01/29 | 3.125%                    | 945,000          |                       | 30,156.25    |                             |                  |                       |            |                             |                  |          | 975,156.25    |            |               |
| 09/01/29 |                           |                  |                       | 15,390.63    |                             |                  |                       |            |                             |                  |          | 15,390.63     |            |               |
| 03/01/30 | 3.125%                    | 985,000          |                       | 15,390.63    |                             |                  |                       |            |                             |                  |          | 1,000,390.63  |            |               |
|          |                           | 7,880,000        | 7,045,000             | 4,773,500.00 |                             |                  | 13,325,000            | 17,060,000 | 10,575,600.00               |                  |          | 500,000       | 135,000.00 | 61,294,100.00 |

**\$45,810,000**  
**Montgomery County, Texas**  
**\$14,925,000 Certificates of Obligation, Series 2012**  
**\$30,885,000 Limited Tax Refunding Bonds, Series 2012**

**Schedule E - Arbitrage Yield Calculation**

| Date     | Total<br>Issue<br>Payments  | Discount<br>Factor @<br>2.435492% | Present<br>Value as of<br>03/27/12 |
|----------|-----------------------------|-----------------------------------|------------------------------------|
| 09/01/12 | 940,678.13                  | 0.98969786                        | 930,987.13                         |
| 03/01/13 | 1,930,678.13                | 0.97779085                        | 1,887,799.41                       |
| 09/01/13 | 930,778.13                  | 0.96602710                        | 899,156.89                         |
| 03/01/14 | 3,035,778.13                | 0.95440487                        | 2,897,361.42                       |
| 09/01/14 | 901,728.13                  | 0.94292247                        | 850,259.71                         |
| 03/01/15 | 3,256,728.13                | 0.93157821                        | 3,033,896.96                       |
| 09/01/15 | 857,228.13                  | 0.92037043                        | 788,967.42                         |
| 03/01/16 | 3,292,228.13                | 0.90929750                        | 2,993,614.80                       |
| 09/01/16 | 811,153.13                  | 0.89835778                        | 728,705.72                         |
| 03/01/17 | 2,706,153.13                | 0.88754968                        | 2,401,845.34                       |
| 09/01/17 | 778,753.13                  | 0.87687161                        | 682,866.51                         |
| 03/01/18 | 2,638,753.13                | 0.86632201                        | 2,286,009.90                       |
| 09/01/18 | 747,103.13                  | 0.85589933                        | 639,445.06                         |
| 03/01/19 | 3,077,103.13                | 0.84560204                        | 2,602,004.68                       |
| 09/01/19 | 697,403.13                  | 0.83542864                        | 582,630.54                         |
| 03/01/20 | 2,742,403.13                | 0.82537764                        | 2,263,518.21                       |
| 09/01/20 | 649,584.38                  | 0.81544756                        | 529,701.99                         |
| 03/01/21 | 26,779,584.38               | 0.80563694                        | 21,574,622.49                      |
| 09/01/21 | 56,181.25                   | 0.79594436                        | 44,717.15                          |
| 03/01/22 | 56,181.25                   | 0.78636839                        | 44,179.16                          |
| 09/01/22 | 56,181.25                   | 0.77690763                        | 43,647.64                          |
| 03/01/23 | 56,181.25                   | 0.76756069                        | 43,122.52                          |
| 09/01/23 | 56,181.25                   | 0.75832620                        | 42,603.71                          |
| 03/01/24 | 56,181.25                   | 0.74920281                        | 42,091.15                          |
| 09/01/24 | 56,181.25                   | 0.74018919                        | 41,584.75                          |
| 03/01/25 | 56,181.25                   | 0.73128400                        | 41,084.45                          |
| 09/01/25 | 56,181.25                   | 0.72248596                        | 40,590.16                          |
| 03/01/26 | 56,181.25                   | 0.71379376                        | 40,101.83                          |
| 09/01/26 | 56,181.25                   | 0.70520614                        | 39,619.36                          |
| 03/01/27 | 801,181.25                  | 0.69672184                        | 558,200.47                         |
| 09/01/27 | 45,006.25                   | 0.68833961                        | 30,979.58                          |
| 03/01/28 | 1,035,006.25                | 0.68005823                        | 703,864.52                         |
| 09/01/28 | 30,156.25                   | 0.67187648                        | 20,261.28                          |
| 03/01/29 | 975,156.25                  | 0.66379316                        | 647,302.05                         |
| 09/01/29 | 15,390.63                   | 0.65580710                        | 10,093.28                          |
| 03/01/30 | 1,000,390.63                | 0.64791711                        | 648,170.20                         |
|          | <b><u>61,294,100.00</u></b> |                                   | <b><u>51,655,607.47</u></b>        |

| Issue Price Calculation        |                         |
|--------------------------------|-------------------------|
| + Par Amount of Issue          | 45,810,000.00           |
| + Accrued Interest             | 135,875.72              |
| +/- Original Issue Prem/(Disc) | 5,709,731.75            |
| <b>Issue Price:</b>            | <b>51,655,607.47</b>    |
| - Qualified Guarantee          | 0.00                    |
| <b>Adjusted Issue Price:</b>   | <b>51,655,607.47</b>    |
| Present Value Result:          | 51,655,607.47           |
| Variance:                      | 0.00                    |
| <b>Arbitrage Yield:</b>        | <b><u>2.435492%</u></b> |

**\$45,810,000**  
**Montgomery County, Texas**  
**\$14,925,000 Certificates of Obligation, Series 2012**  
**\$30,885,000 Limited Tax Refunding Bonds, Series 2012**

|   |               |
|---|---------------|
| <b>Schedule F1 - Escrow Fund</b><br><i>Remaining Balance Analysis</i> | <b>Fund 1</b> |
|---|---------------|

| <b>Summary - Fund 1</b>  |                |
|--------------------------|----------------|
| Gross Earnings:          | \$48,254.07    |
| Internal Rate of Return: | 0.166427%      |
| Excess Earnings:         | (\$793,776.43) |

| Security<br>Type                       | Par<br>Amount | Coupon | Maturity<br>Date | Settlement<br>Date | Settlement<br>Price | Yield | Accreted<br>Price | Accrued<br>Interest | Computation<br>Date<br>Value |
|--|---------------|--------|------------------|--------------------|---------------------|-------|-------------------|---------------------|------------------------------|
| N/A                                    | N/A           | N/A    | N/A              | N/A                | N/A                 | N/A   | N/A               | N/A                 | 0.00                         |
| <b>Value as of September 30, 2020:</b> |               |        |                  |                    |                     |       |                   |                     | <b><u>0.00</u></b>           |



**\$45,810,000**  
**Montgomery County, Texas**  
**\$14,925,000 Certificates of Obligation, Series 2012**  
**\$30,885,000 Limited Tax Refunding Bonds, Series 2012**

|   |               |
|---|---------------|
| <b>Schedule F2 - Escrow Fund</b><br><b>Net Nonpurpose Investments Cash Flow</b> | <b>Fund 1</b> |
|---|---------------|

| Date           | Description | Net<br>Nonpurpose<br>Investments<br>Cash Flow | Muni-Days/<br>Computation<br>Date | Rebate Calculations      |                      | IRR Calculations         |                      |
|----------------|-------------|---|-----------------------------------|--------------------------|----------------------|--------------------------|----------------------|
|                |             |   |                                   | FV Factor @<br>2.435492% | FV As Of<br>09/30/20 | FV Factor @<br>0.166427% | FV As Of<br>09/30/20 |
| 03/27/12       | Deposit     | (35,519,474.63)                               | 3,063                             | 1.22871418               | (43,643,282.27)      | 1.01425493               | (36,025,802.37)      |
| 03/27/12       | Deposit     | (220,000.00)                                  | 3,063                             | 1.22871418               | (270,317.12)         | 1.01425493               | (223,136.09)         |
| 03/27/12       | W/D - Cash  | 5,307,782.63                                  | 3,063                             | 1.22871418               | 6,521,747.80         | 1.01425493               | 5,383,444.72         |
| 09/01/12       | Esc Rec     | 690,753.31                                    | 2,909                             | 1.21605580               | 839,994.57           | 1.01353340               | 700,101.55           |
| 03/01/13       | Esc Rec     | 28,500,753.28                                 | 2,729                             | 1.20142549               | 34,241,531.52        | 1.01269071               | 28,862,448.00        |
| 09/01/13       | Esc Rec     | 26,868.50                                     | 2,549                             | 1.18697120               | 31,892.14            | 1.01184871               | 27,186.86            |
| 03/01/14       | Esc Rec     | 1,261,867.43                                  | 2,369                             | 1.17269080               | 1,479,780.32         | 1.01100742               | 1,275,757.33         |
| 09/30/20       | Balance     | 0.00  | 0                                 | 1.00000000               | 0.00                 | 1.00000000               | 0.00                 |
| Earnings:      |             | 48,550.52                                     |                                   | Excess Earnings:         | (798,653.04)         |                          | (0.00)               |
| Allocable %:   |             | 99.389%                                       |                                   | Allocable %:             | 99.389%              |                          | 99.389%              |
| Adj. Earnings: |             | <u>48,254.07</u>                              |                                   | Adj. Excess Earnings:    | <u>(793,776.43)</u>  |                          | <u>(0.00)</u>        |

**Schedule F3 - Escrow Fund**  
**Escrow Valuation**

**Fund 1**

|  |                |
|--|----------------|
| Issue Date:                            | 03/27/12       |
| Computation Date:                      | 09/30/20       |
| Arbitrage Yield:                       | 2.435492%      |
| Escrow Yield:                          | 0.166427%      |
| Escrow Deposit:                        | 35,739,474.63  |
| Less Cash Deposit:                     | (5,307,782.63) |
| Escrow Purchase Price:                 | 30,431,692.00  |
| Value of Escrow on September 30, 2020: | 0.00           |

| Date     | Escrow<br>Receipt <sup>1</sup> | Value As Of<br>Issue Date<br>03/27/12 | Value As Of<br>Computation Date<br>09/30/20 |
|----------|--------------------------------|---------------------------------------|---|
| 09/01/12 | 690,753.31                     | 690,261.92                            |   |
| 03/01/13 | 28,500,753.28                  | 28,456,798.24                         |   |
| 09/01/13 | 26,868.50                      | 26,804.76                             |   |
| 03/01/14 | 1,261,867.43                   | 1,257,827.09                          |   |
|          | <u>30,480,242.52</u>           | <u>30,431,692.00</u>                  | <u>0.00</u>                                 |

<sup>1</sup> As set forth on Exhibit B-1 of the Verification Report dated March 27, 2012 prepared by Grant Thornton.

**\$45,810,000**  
**Montgomery County, Texas**  
**\$14,925,000 Certificates of Obligation, Series 2012**  
**\$30,885,000 Limited Tax Refunding Bonds, Series 2012**

|   |               |
|---|---------------|
| <b>Schedule G1 - Construction Fund</b><br><b>Remaining Balance Analysis</b> | <b>Fund 2</b> |
|---|---------------|

| <b>Summary - Fund 2</b>  |                  |
|--------------------------|------------------|
| Gross Earnings:          | \$150,726.06     |
| Internal Rate of Return: | 0.313743%        |
| Excess Earnings:         | (\$1,168,367.19) |

| Security<br>Type                       | Par<br>Amount | Coupon | Maturity<br>Date | Settlement<br>Date | Settlement<br>Price | Yield    | Accreted<br>Price | Accrued<br>Interest | Computation<br>Date<br>Value |
|--|---------------|--------|------------------|--------------------|---------------------|----------|-------------------|---------------------|------------------------------|
| WoodForest Checking                    | 1,400.73      | N/A    | N/A              | N/A                | N/A                 | Variable | 100.000           | 0.39                | 1,401.12                     |
| PIF Investment                         | 732,272.35    | N/A    | N/A              | N/A                | N/A                 | Variable | 100.000           | 30.13               | 732,302.48                   |
| <b>Value as of September 30, 2020:</b> |               |        |                  |                    |                     |          |                   |                     | <b><u>733,703.60</u></b>     |

**\$45,810,000**  
**Montgomery County, Texas**  
**\$14,925,000 Certificates of Obligation, Series 2012**  
**\$30,885,000 Limited Tax Refunding Bonds, Series 2012**

|   |               |
|---|---------------|
| <b>Schedule G2 - Construction Fund</b>      | <b>Fund 2</b> |
| <b>Net Nonpurpose Investments Cash Flow</b> |               |

| Date     | Description | Net<br>Nonpurpose<br>Investments<br>Cash Flow | Muni-Days/<br>Computation<br>Date | Rebate Calculations      |                      | IRR Calculations         |                      |
|----------|-------------|---|-----------------------------------|--------------------------|----------------------|--------------------------|----------------------|
|          |             |   |                                   | FV Factor @<br>2.435492% | FV As Of<br>09/30/20 | FV Factor @<br>0.313743% | FV As Of<br>09/30/20 |
| 03/27/12 | Deposit     | (15,395,000.00)                               | 3,063                             | 1.22871418               | (18,916,054.86)      | 1.02703229               | (15,811,162.11)      |
| 03/27/12 | Deposit     | (126,736.85)                                  | 3,063                             | 1.22871418               | (155,723.37)         | 1.02703229               | (130,162.84)         |
| 03/27/12 | W/D         | 500.00  | 3,063                             | 1.22871418               | 614.36               | 1.02703229               | 513.52               |
| 03/27/12 | W/D         | 10.00   | 3,063                             | 1.22871418               | 12.29                | 1.02703229               | 10.27                |
| 03/28/12 | Deposit     | (13,000,000.00)                               | 3,062                             | 1.22863156               | (15,972,210.32)      | 1.02702335               | (13,351,303.50)      |
| 03/29/12 | Deposit     | (10.00)                                       | 3,061                             | 1.22854895               | (12.29)              | 1.02701440               | (10.27)              |
| 03/29/12 | W/D         | 13,000,000.00                                 | 3,061                             | 1.22854895               | 15,971,136.32        | 1.02701440               | 13,351,187.24        |
| 03/31/12 | W/D         | 51.03   | 3,060                             | 1.22846634               | 62.69                | 1.02700546               | 52.41                |
| 04/12/12 | Deposit     | (51.03)                                       | 3,048                             | 1.22747545               | (62.64)              | 1.02689814               | (52.40)              |
| 04/30/12 | W/D         | 168.10  | 3,030                             | 1.22599063               | 206.09               | 1.02673719               | 172.59               |
| 05/15/12 | Deposit     | (168.10)                                      | 3,015                             | 1.22475464               | (205.88)             | 1.02660308               | (172.57)             |
| 05/31/12 | W/D         | 110.65  | 3,000                             | 1.22351991               | 135.38               | 1.02646899               | 113.58               |
| 06/12/12 | Deposit     | (110.65)                                      | 2,988                             | 1.22253301               | (135.27)             | 1.02636173               | (113.57)             |
| 06/30/12 | W/D         | 124.87  | 2,970                             | 1.22105416               | 152.47               | 1.02620087               | 128.14               |
| 07/13/12 | Deposit     | (124.87)                                      | 2,957                             | 1.21998722               | (152.34)             | 1.02608470               | (128.13)             |
| 07/31/12 | W/D         | 128.94  | 2,940                             | 1.21859339               | 157.13               | 1.02593281               | 132.28               |
| 08/06/12 | Deposit     | (128.94)                                      | 2,934                             | 1.21810183               | (157.06)             | 1.02587921               | (132.28)             |
| 08/31/12 | W/D         | 110.55  | 2,910                             | 1.21613758               | 134.44               | 1.02566482               | 113.39               |
| 09/14/12 | Deposit     | (110.55)                                      | 2,896                             | 1.21499323               | (134.32)             | 1.02553979               | (113.37)             |
| 09/30/12 | W/D         | 112.19  | 2,880                             | 1.21368671               | 136.16               | 1.02539690               | 115.04               |
| 10/12/12 | Deposit     | (112.19)                                      | 2,868                             | 1.21270775               | (136.05)             | 1.02528976               | (115.03)             |
| 10/18/12 | W/D         | 3,359,096.89                                  | 2,862                             | 1.21221857               | 4,071,959.62         | 1.02523619               | 3,443,867.69         |
| 10/31/12 | W/D         | 115.27  | 2,850                             | 1.21124079               | 139.62               | 1.02512906               | 118.17               |
| 11/28/12 | Deposit     | (115.27)                                      | 2,822                             | 1.20896237               | (139.36)             | 1.02487913               | (118.14)             |
| 11/30/12 | W/D         | 151.12  | 2,820                             | 1.20879979               | 182.67               | 1.02486128               | 154.88               |
| 12/12/12 | Deposit     | (151.12)                                      | 2,808                             | 1.20782477               | (182.53)             | 1.02475419               | (154.86)             |
| 12/31/12 | W/D         | 78.61   | 2,790                             | 1.20636372               | 94.83                | 1.02459357               | 80.54                |
| 01/31/13 | W/D         | 99.99   | 2,760                             | 1.20393255               | 120.38               | 1.02432593               | 102.42               |
| 02/01/13 | W/D         | 722,444.22                                    | 2,759                             | 1.20385160               | 869,715.63           | 1.02431701               | 740,011.91           |
| 02/08/13 | Deposit     | (78.61)                                       | 2,752                             | 1.20328507               | (94.59)              | 1.02425458               | (80.52)              |
| 02/28/13 | W/D         | 106.47  | 2,730                             | 1.20150628               | 127.92               | 1.02405837               | 109.03               |
| 03/07/13 | Deposit     | (99.99)                                       | 2,723                             | 1.20094086               | (120.08)             | 1.02399594               | (102.39)             |
| 03/08/13 | Deposit     | (106.47)                                      | 2,722                             | 1.20086010               | (127.86)             | 1.02398703               | (109.02)             |
| 03/20/13 | W/D         | 18.71   | 2,710                             | 1.19989149               | 22.45                | 1.02388003               | 19.16                |
| 03/31/13 | W/D         | 115.84  | 2,700                             | 1.19908490               | 138.90               | 1.02379087               | 118.60               |
| 04/12/13 | Deposit     | (115.84)                                      | 2,688                             | 1.19811772               | (138.79)             | 1.02368389               | (118.58)             |
| 04/30/13 | W/D         | 94.04   | 2,670                             | 1.19666841               | 112.53               | 1.02352344               | 96.25                |
| 05/15/13 | Deposit     | (94.04)                                       | 2,655                             | 1.19546198               | (112.42)             | 1.02338975               | (96.24)              |
| 05/31/13 | W/D         | 98.32   | 2,640                             | 1.19425678               | 117.42               | 1.02325608               | 100.61               |
| 06/25/13 | Deposit     | (98.32)                                       | 2,615                             | 1.19225080               | (117.22)             | 1.02303334               | (100.58)             |
| 06/30/13 | W/D         | 94.03   | 2,610                             | 1.19185001               | 112.07               | 1.02298880               | 96.19                |
| 07/22/13 | Deposit     | (94.03)                                       | 2,588                             | 1.19008813               | (111.90)             | 1.02279283               | (96.17)              |
| 07/31/13 | W/D         | 104.46  | 2,580                             | 1.18944809               | 124.25               | 1.02272158               | 106.83               |
| 08/22/13 | W/D         | 1,175,000.00                                  | 2,558                             | 1.18768976               | 1,395,535.47         | 1.02252566               | 1,201,467.65         |
| 08/31/13 | W/D         | 93.97   | 2,550                             | 1.18705102               | 111.55               | 1.02245443               | 96.08                |
| 09/18/13 | W/D         | 2,219,460.99                                  | 2,532                             | 1.18561509               | 2,631,426.44         | 1.02229417               | 2,268,942.04         |
| 09/19/13 | Deposit     | (104.46)                                      | 2,531                             | 1.18553537               | (123.84)             | 1.02228527               | (106.79)             |
| 09/27/13 | Deposit     | (93.97)                                       | 2,523                             | 1.18489778               | (111.34)             | 1.02221405               | (96.06)              |
| 09/27/13 | W/D         | 7,250.06                                      | 2,523                             | 1.18489778               | 8,590.58             | 1.02221405               | 7,411.11             |
| 09/30/13 | W/D         | 74.45   | 2,520                             | 1.18465877               | 88.20                | 1.02218735               | 76.10                |
| 10/31/13 | W/D         | 68.17   | 2,490                             | 1.18227134               | 80.60                | 1.02192034               | 69.66                |
| 11/20/13 | Deposit     | (68.17)                                       | 2,470                             | 1.18068240               | (80.49)              | 1.02174237               | (69.65)              |
| 11/30/13 | W/D         | 100.10  | 2,460                             | 1.17988873               | 118.11               | 1.02165340               | 102.27               |
| 12/10/13 | Deposit     | (100.10)                                      | 2,450                             | 1.17909559               | (118.03)             | 1.02156444               | (102.26)             |
| 12/16/13 | W/D         | 616,000.00                                    | 2,444                             | 1.17861997               | 726,029.90           | 1.02151106               | 629,250.81           |
| 12/16/13 | Deposit     | (616,000.00)                                  | 2,444                             | 1.17861997               | (726,029.90)         | 1.02151106               | (629,250.81)         |
| 12/31/13 | W/D         | 98.54   | 2,430                             | 1.17751092               | 116.03               | 1.02138653               | 100.65               |
| 01/17/14 | Deposit     | (98.54)                                       | 2,413                             | 1.17616562               | (115.90)             | 1.02123534               | (100.63)             |
| 01/31/14 | W/D         | 63.19   | 2,400                             | 1.17513790               | 74.26                | 1.02111973               | 64.52                |

**\$45,810,000**  
**Montgomery County, Texas**  
**\$14,925,000 Certificates of Obligation, Series 2012**  
**\$30,885,000 Limited Tax Refunding Bonds, Series 2012**

|   |               |
|---|---------------|
| <b>Schedule G2 - Construction Fund</b>      | <b>Fund 2</b> |
| <b>Net Nonpurpose Investments Cash Flow</b> |               |

| Date     | Description | Net<br>Nonpurpose<br>Investments<br>Cash Flow | Muni-Days/<br>Computation<br>Date | Rebate Calculations      |                      | IRR Calculations         |                      |
|----------|-------------|---|-----------------------------------|--------------------------|----------------------|--------------------------|----------------------|
|          |             |   |                                   | FV Factor @<br>2.435492% | FV As Of<br>09/30/20 | FV Factor @<br>0.313743% | FV As Of<br>09/30/20 |
| 02/11/14 | Deposit     | (63.19)                                       | 2,389                             | 1.17426899               | (74.20)              | 1.02102192               | (64.52)              |
| 02/12/14 | W/D         | 192,000.00                                    | 2,388                             | 1.17419003               | 225,444.49           | 1.02101303               | 196,034.50           |
| 02/12/14 | Deposit     | (192,000.00)                                  | 2,388                             | 1.17419003               | (225,444.49)         | 1.02101303               | (196,034.50)         |
| 02/19/14 | W/D         | 810,000.00                                    | 2,381                             | 1.17363746               | 950,646.34           | 1.02095079               | 826,970.14           |
| 02/28/14 | W/D         | 56.14   | 2,370                             | 1.17276966               | 65.84                | 1.02085300               | 57.31                |
| 02/28/14 | Deposit     | (56.14)                                       | 2,370                             | 1.17276966               | (65.84)              | 1.02085300               | (57.31)              |
| 02/28/14 | W/D         | 56.01   | 2,370                             | 1.17276966               | 65.69                | 1.02085300               | 57.18                |
| 03/10/14 | Deposit     | (56.14)                                       | 2,360                             | 1.17198131               | (65.80)              | 1.02076411               | (57.31)              |
| 03/12/14 | W/D         | 56.14   | 2,358                             | 1.17182370               | 65.79                | 1.02074633               | 57.30                |
| 03/12/14 | Deposit     | (56.01)                                       | 2,358                             | 1.17182370               | (65.63)              | 1.02074633               | (57.17)              |
| 03/26/14 | W/D         | 285,000.00                                    | 2,344                             | 1.17072105               | 333,655.50           | 1.02062189               | 290,877.24           |
| 03/26/14 | Deposit     | (285,000.00)                                  | 2,344                             | 1.17072105               | (333,655.50)         | 1.02062189               | (290,877.24)         |
| 03/31/14 | W/D         | 60.73   | 2,340                             | 1.17040619               | 71.08                | 1.02058634               | 61.98                |
| 04/01/14 | W/D         | 284,252.28                                    | 2,339                             | 1.17032749               | 332,668.26           | 1.02057745               | 290,101.47           |
| 04/11/14 | Deposit     | (60.73)                                       | 2,329                             | 1.16954078               | (71.03)              | 1.02048858               | (61.97)              |
| 04/30/14 | W/D         | 57.24   | 2,310                             | 1.16804749               | 66.86                | 1.02031975               | 58.40                |
| 05/20/14 | Deposit     | (57.24)                                       | 2,290                             | 1.16647766               | (66.77)              | 1.02014206               | (58.39)              |
| 05/21/14 | Deposit     | (74.45)                                       | 2,289                             | 1.16639923               | (86.84)              | 1.02013318               | (75.95)              |
| 05/31/14 | W/D         | 59.14   | 2,280                             | 1.16569354               | 68.94                | 1.02005323               | 60.33                |
| 06/05/14 | Deposit     | (59.15)                                       | 2,275                             | 1.16530168               | (68.93)              | 1.02000882               | (60.33)              |
| 06/12/14 | W/D         | 366,000.00                                    | 2,268                             | 1.16475329               | 426,299.70           | 1.01994664               | 373,300.47           |
| 06/13/14 | Deposit     | (366,000.00)                                  | 2,267                             | 1.16467497               | (426,271.04)         | 1.01993776               | (373,297.22)         |
| 06/17/14 | W/D         | 367,405.89                                    | 2,263                             | 1.16436174               | 427,793.36           | 1.01990223               | 374,718.09           |
| 06/30/14 | W/D         | 55.47   | 2,250                             | 1.16334434               | 64.53                | 1.01978678               | 56.57                |
| 07/14/14 | Deposit     | (55.47)                                       | 2,236                             | 1.16224966               | (64.47)              | 1.01966246               | (56.56)              |
| 07/31/14 | W/D         | 57.95   | 2,220                             | 1.16099987               | 67.28                | 1.01952040               | 59.08                |
| 08/12/14 | Deposit     | (57.95)                                       | 2,208                             | 1.16006340               | (67.23)              | 1.01941386               | (59.08)              |
| 08/31/14 | W/D         | 55.89   | 2,190                             | 1.15866012               | 64.76                | 1.01925408               | 56.97                |
| 09/15/14 | Deposit     | (55.89)                                       | 2,175                             | 1.15749202               | (64.69)              | 1.01912095               | (56.96)              |
| 09/25/14 | W/D         | 516,000.00                                    | 2,165                             | 1.15671393               | 596,864.39           | 1.01903221               | 525,820.62           |
| 09/25/14 | Deposit     | (516,000.00)                                  | 2,165                             | 1.15671393               | (596,864.39)         | 1.01903221               | (525,820.62)         |
| 09/26/14 | W/D         | 515,384.13                                    | 2,164                             | 1.15663615               | 596,111.92           | 1.01902334               | 525,188.46           |
| 09/30/14 | W/D         | 53.04   | 2,160                             | 1.15632509               | 61.33                | 1.01898784               | 54.05                |
| 10/31/14 | W/D         | 54.35   | 2,130                             | 1.15399476               | 62.72                | 1.01872167               | 55.37                |
| 11/10/14 | Deposit     | (54.35)                                       | 2,120                             | 1.15321903               | (62.68)              | 1.01863296               | (55.36)              |
| 11/30/14 | W/D         | 93.26   | 2,100                             | 1.15166914               | 107.40               | 1.01845556               | 94.98                |
| 12/29/14 | Deposit     | (93.26)                                       | 2,071                             | 1.14942548               | (107.20)             | 1.01819840               | (94.96)              |
| 12/31/14 | W/D         | 97.31   | 2,070                             | 1.14934819               | 111.84               | 1.01818953               | 99.08                |
| 01/08/15 | Deposit     | (97.31)                                       | 2,062                             | 1.14873007               | (111.78)             | 1.01811860               | (99.07)              |
| 01/31/15 | W/D         | 151.33  | 2,040                             | 1.14703193               | 173.58               | 1.01792356               | 154.04               |
| 02/11/15 | Deposit     | (53.04)                                       | 2,029                             | 1.14618380               | (60.79)              | 1.01782606               | (53.99)              |
| 02/12/15 | Deposit     | (151.33)                                      | 2,028                             | 1.14610673               | (173.44)             | 1.01781720               | (154.03)             |
| 02/28/15 | W/D         | 139.69  | 2,010                             | 1.14472033               | 159.91               | 1.01765767               | 142.16               |
| 03/04/15 | Deposit     | (139.69)                                      | 2,006                             | 1.14441247               | (159.86)             | 1.01762222               | (142.15)             |
| 03/31/15 | W/D         | 154.66  | 1,980                             | 1.14241339               | 176.69               | 1.01739184               | 157.35               |
| 04/15/15 | Deposit     | (154.66)                                      | 1,965                             | 1.14126167               | (176.51)             | 1.01725896               | (157.33)             |
| 04/22/15 | W/D         | 562,900.00                                    | 1,958                             | 1.14072459               | 642,113.87           | 1.01719695               | 572,580.16           |
| 04/30/15 | W/D         | 110.92  | 1,950                             | 1.14011110               | 126.46               | 1.01712609               | 112.82               |
| 05/31/15 | W/D         | 46.59   | 1,920                             | 1.13781346               | 53.01                | 1.01686040               | 47.38                |
| 06/24/15 | Deposit     | (110.92)                                      | 1,896                             | 1.13597867               | (126.00)             | 1.01664790               | (112.77)             |
| 06/24/15 | Deposit     | (46.59)                                       | 1,896                             | 1.13597867               | (52.93)              | 1.01664790               | (47.37)              |
| 06/30/15 | W/D         | 45.09   | 1,890                             | 1.13552044               | 51.20                | 1.01659478               | 45.84                |
| 07/17/15 | W/D         | 729,256.04                                    | 1,873                             | 1.13422311               | 827,139.05           | 1.01644430               | 741,248.14           |
| 07/20/15 | Deposit     | (45.09)                                       | 1,870                             | 1.13399433               | (51.13)              | 1.01641774               | (45.83)              |
| 07/31/15 | W/D         | 43.10   | 1,860                             | 1.13323204               | 48.84                | 1.01632923               | 43.80                |
| 08/14/15 | Deposit     | (43.10)                                       | 1,846                             | 1.13216570               | (48.80)              | 1.01620534               | (43.80)              |
| 08/31/15 | W/D         | 40.70   | 1,830                             | 1.13094825               | 46.03                | 1.01606376               | 41.35                |
| 09/21/15 | Deposit     | (40.70)                                       | 1,809                             | 1.12935234               | (45.96)              | 1.01587796               | (41.35)              |
| 09/22/15 | W/D         | 290,659.69                                    | 1,808                             | 1.12927640               | 328,235.13           | 1.01586912               | 295,272.20           |

**\$45,810,000**  
**Montgomery County, Texas**  
**\$14,925,000 Certificates of Obligation, Series 2012**  
**\$30,885,000 Limited Tax Refunding Bonds, Series 2012**

|   |               |
|---|---------------|
| <b>Schedule G2 - Construction Fund</b>      | <b>Fund 2</b> |
| <b>Net Nonpurpose Investments Cash Flow</b> |               |

| Date     | Description | Net<br>Nonpurpose<br>Investments<br>Cash Flow | Muni-Days/<br>Computation<br>Date | Rebate Calculations      |                      | IRR Calculations         |                      |
|----------|-------------|---|-----------------------------------|--------------------------|----------------------|--------------------------|----------------------|
|          |             |   |                                   | FV Factor @<br>2.435492% | FV As Of<br>09/30/20 | FV Factor @<br>0.313743% | FV As Of<br>09/30/20 |
| 09/30/15 | W/D         | 38.07   | 1,800                             | 1.12866907               | 42.97                | 1.01579835               | 38.67                |
| 10/09/15 | Deposit     | (38.07)                                       | 1,791                             | 1.12798621               | (42.94)              | 1.01571874               | (38.67)              |
| 10/31/15 | W/D         | 38.21   | 1,770                             | 1.12639448               | 43.04                | 1.01553301               | 38.80                |
| 11/24/15 | Deposit     | (38.21)                                       | 1,746                             | 1.12457811               | (42.97)              | 1.01532078               | (38.80)              |
| 11/30/15 | W/D         | 72.91   | 1,740                             | 1.12412447               | 81.96                | 1.01526774               | 74.02                |
| 12/23/15 | Deposit     | (72.91)                                       | 1,717                             | 1.12238723               | (81.83)              | 1.01506441               | (74.01)              |
| 12/31/15 | W/D         | 350.61  | 1,710                             | 1.12185904               | 393.33               | 1.01500253               | 355.87               |
| 01/07/16 | Deposit     | (350.61)                                      | 1,703                             | 1.12133110               | (393.15)             | 1.01494066               | (355.85)             |
| 01/31/16 | W/D         | 607.50  | 1,680                             | 1.11959818               | 680.16               | 1.01473740               | 616.45               |
| 02/09/16 | Deposit     | (607.50)                                      | 1,671                             | 1.11892081               | (679.74)             | 1.01465788               | (616.40)             |
| 02/29/16 | W/D         | 729.46  | 1,650                             | 1.11734187               | 815.06               | 1.01447234               | 740.02               |
| 03/16/16 | Deposit     | (729.46)                                      | 1,634                             | 1.11614036               | (814.18)             | 1.01433100               | (739.91)             |
| 03/31/16 | W/D         | 832.12  | 1,620                             | 1.11509010               | 927.89               | 1.01420734               | 843.94               |
| 04/06/16 | Deposit     | (832.12)                                      | 1,614                             | 1.11464030               | (927.51)             | 1.01415435               | (843.90)             |
| 04/30/16 | W/D         | 888.62  | 1,590                             | 1.11284288               | 988.89               | 1.01394242               | 901.01               |
| 05/12/16 | Deposit     | (888.62)                                      | 1,578                             | 1.11194526               | (988.10)             | 1.01383647               | (900.92)             |
| 05/31/16 | W/D         | 945.29  | 1,560                             | 1.11060018               | 1,049.84             | 1.01367756               | 958.22               |
| 06/09/16 | Deposit     | (945.29)                                      | 1,551                             | 1.10992826               | (1,049.20)           | 1.01359812               | (958.14)             |
| 06/30/16 | W/D         | 1,052.38                                      | 1,530                             | 1.10836201               | 1,166.42             | 1.01341278               | 1,066.50             |
| 07/15/16 | Deposit     | (257,000.00)                                  | 1,515                             | 1.10724461               | (284,561.86)         | 1.01328041               | (260,413.07)         |
| 07/18/16 | W/D         | 257,000.00                                    | 1,512                             | 1.10702127               | 284,504.47           | 1.01325394               | 260,406.26           |
| 07/19/16 | W/D         | 256,675.47                                    | 1,511                             | 1.10694683               | 284,126.10           | 1.01324512               | 260,075.17           |
| 07/31/16 | W/D         | 1,063.39                                      | 1,500                             | 1.10612834               | 1,176.25             | 1.01314806               | 1,077.37             |
| 08/02/16 | Deposit     | (1,052.38)                                    | 1,498                             | 1.10597959               | (1,163.91)           | 1.01313042               | (1,066.20)           |
| 08/24/16 | W/D         | 10.00   | 1,476                             | 1.10434465               | 11.04                | 1.01293634               | 10.13                |
| 08/31/16 | W/D         | 1,122.03                                      | 1,470                             | 1.10389918               | 1,238.61             | 1.01288341               | 1,136.49             |
| 09/12/16 | Deposit     | (10.00)                                       | 1,458                             | 1.10300877               | (11.03)              | 1.01277757               | (10.13)              |
| 09/12/16 | Deposit     | (1,063.39)                                    | 1,458                             | 1.10300877               | (1,172.93)           | 1.01277757               | (1,076.98)           |
| 09/12/16 | Deposit     | 0.00  | 1,458                             | 1.10300877               | 0.00                 | 1.01277757               | 0.00                 |
| 09/13/16 | Deposit     | (1,122.03)                                    | 1,457                             | 1.10293460               | (1,237.53)           | 1.01276875               | (1,136.36)           |
| 09/30/16 | W/D         | 1,165.79                                      | 1,440                             | 1.10167450               | 1,284.32             | 1.01261883               | 1,180.50             |
| 10/03/16 | Deposit     | (1,165.79)                                    | 1,437                             | 1.10145228               | (1,284.06)           | 1.01259238               | (1,180.47)           |
| 10/31/16 | W/D         | 1,205.60                                      | 1,410                             | 1.09945432               | 1,325.50             | 1.01235433               | 1,220.49             |
| 11/01/16 | Deposit     | (1,205.60)                                    | 1,409                             | 1.09938039               | (1,325.41)           | 1.01234551               | (1,220.48)           |
| 11/30/16 | W/D         | 1,095.33                                      | 1,380                             | 1.09723860               | 1,201.84             | 1.01208988               | 1,108.57             |
| 12/01/16 | Deposit     | (1,095.33)                                    | 1,379                             | 1.09716482               | (1,201.76)           | 1.01208107               | (1,108.56)           |
| 12/31/16 | W/D         | 1,349.81                                      | 1,350                             | 1.09502735               | 1,478.08             | 1.01182551               | 1,365.77             |
| 01/02/17 | Deposit     | (1,349.81)                                    | 1,348                             | 1.09488010               | (1,477.88)           | 1.01180789               | (1,365.75)           |
| 01/31/17 | W/D         | 1,652.20                                      | 1,320                             | 1.09282056               | 1,805.56             | 1.01156121               | 1,671.30             |
| 02/01/17 | Deposit     | (1,652.20)                                    | 1,319                             | 1.09274708               | (1,805.44)           | 1.01155240               | (1,671.29)           |
| 02/28/17 | W/D         | 1,563.37                                      | 1,290                             | 1.09061822               | 1,705.04             | 1.01129698               | 1,581.03             |
| 03/01/17 | Deposit     | (1,563.37)                                    | 1,289                             | 1.09054488               | (1,704.93)           | 1.01128817               | (1,581.02)           |
| 03/31/17 | W/D         | 1,950.44                                      | 1,260                             | 1.08842031               | 2,122.90             | 1.01103281               | 1,971.96             |
| 04/01/17 | Deposit     | (1,950.44)                                    | 1,259                             | 1.08834712               | (2,122.76)           | 1.01102401               | (1,971.94)           |
| 04/21/17 | Deposit     | (704,000.00)                                  | 1,239                             | 1.08688441               | (765,166.62)         | 1.01084794               | (711,636.95)         |
| 04/21/17 | W/D         | 704,000.00                                    | 1,239                             | 1.08688441               | 765,166.62           | 1.01084794               | 711,636.95           |
| 04/26/17 | W/D         | 704,526.44                                    | 1,234                             | 1.08651904               | 765,481.39           | 1.01080393               | 712,138.09           |
| 04/30/17 | W/D         | 2,100.63                                      | 1,230                             | 1.08622683               | 2,281.76             | 1.01076872               | 2,123.25             |
| 05/01/17 | Deposit     | (2,100.63)                                    | 1,229                             | 1.08615379               | (2,281.61)           | 1.01075992               | (2,123.23)           |
| 05/31/17 | W/D         | 2,011.07                                      | 1,200                             | 1.08403777               | 2,180.08             | 1.01050469               | 2,032.20             |
| 06/01/17 | Deposit     | (2,011.07)                                    | 1,199                             | 1.08396488               | (2,179.93)           | 1.01049589               | (2,032.18)           |
| 06/30/17 | W/D         | 2,307.32                                      | 1,170                             | 1.08185313               | 2,496.18             | 1.01024073               | 2,330.95             |
| 07/01/17 | Deposit     | (2,307.32)                                    | 1,169                             | 1.08178038               | (2,496.01)           | 1.01023194               | (2,330.93)           |
| 07/25/17 | W/D         | 214,000.00                                    | 1,145                             | 1.08003595               | 231,127.69           | 1.01002082               | 216,144.46           |
| 07/26/17 | Deposit     | (214,000.00)                                  | 1,144                             | 1.07996333               | (231,112.15)         | 1.01001203               | (216,142.57)         |
| 07/31/17 | W/D         | 2,584.56                                      | 1,140                             | 1.07967289               | 2,790.48             | 1.00997685               | 2,610.35             |
| 08/01/17 | Deposit     | (2,584.56)                                    | 1,139                             | 1.07960029               | (2,790.29)           | 1.00996805               | (2,610.32)           |
| 08/02/17 | W/D         | 213,397.00                                    | 1,138                             | 1.07952769               | 230,367.97           | 1.00995926               | 215,522.28           |
| 08/04/17 | Deposit     | (0.68)  | 1,136                             | 1.07938252               | (0.73)               | 1.00994167               | (0.69)               |

**\$45,810,000**  
**Montgomery County, Texas**  
**\$14,925,000 Certificates of Obligation, Series 2012**  
**\$30,885,000 Limited Tax Refunding Bonds, Series 2012**

|   |               |
|---|---------------|
| <b>Schedule G2 - Construction Fund</b>      | <b>Fund 2</b> |
| <b>Net Nonpurpose Investments Cash Flow</b> |               |

| Date     | Description | Net<br>Nonpurpose<br>Investments<br>Cash Flow | Muni-Days/<br>Computation<br>Date | Rebate Calculations      |                      | IRR Calculations         |                      |
|----------|-------------|---|-----------------------------------|--------------------------|----------------------|--------------------------|----------------------|
|          |             |   |                                   | FV Factor @<br>2.435492% | FV As Of<br>09/30/20 | FV Factor @<br>0.313743% | FV As Of<br>09/30/20 |
| 08/11/17 | W/D         | 0.68  | 1,129                             | 1.07887457               | 0.73                 | 1.00988010               | 0.69                 |
| 08/31/17 | W/D         | 2,553.14                                      | 1,110                             | 1.07749704               | 2,751.00             | 1.00971303               | 2,577.94             |
| 09/01/17 | Deposit     | (2,553.14)                                    | 1,109                             | 1.07742458               | (2,750.82)           | 1.00970423               | (2,577.92)           |
| 09/30/17 | W/D         | 2,518.82                                      | 1,080                             | 1.07532557               | 2,708.55             | 1.00944928               | 2,542.62             |
| 10/01/17 | Deposit     | (2,518.82)                                    | 1,079                             | 1.07525327               | (2,708.37)           | 1.00944049               | (2,542.60)           |
| 10/31/17 | W/D         | 2,665.47                                      | 1,050                             | 1.07315849               | 2,860.47             | 1.00918559               | 2,689.95             |
| 11/01/17 | Deposit     | (2,665.47)                                    | 1,049                             | 1.07308632               | (2,860.28)           | 1.00917681               | (2,689.93)           |
| 11/30/17 | W/D         | 2,647.29                                      | 1,020                             | 1.07099576               | 2,835.24             | 1.00892198               | 2,670.91             |
| 12/01/17 | Deposit     | (2,647.29)                                    | 1,019                             | 1.07092375               | (2,835.05)           | 1.00891320               | (2,670.89)           |
| 12/21/17 | W/D         | 54,715.00                                     | 999                               | 1.06948445               | 58,516.84            | 1.00873749               | 55,193.07            |
| 12/31/17 | W/D         | 3,029.02                                      | 990                               | 1.06883740               | 3,237.53             | 1.00865844               | 3,055.25             |
| 01/01/18 | Deposit     | (3,029.02)                                    | 989                               | 1.06876553               | (3,237.31)           | 1.00864965               | (3,055.22)           |
| 01/31/18 | W/D         | 3,376.40                                      | 960                               | 1.06668339               | 3,601.55             | 1.00839496               | 3,404.74             |
| 02/01/18 | Deposit     | (3,376.40)                                    | 959                               | 1.06661166               | (3,601.31)           | 1.00838618               | (3,404.72)           |
| 02/28/18 | W/D         | 3,186.51                                      | 930                               | 1.06453372               | 3,392.15             | 1.00813156               | 3,212.42             |
| 03/01/18 | Deposit     | (3,186.51)                                    | 929                               | 1.06446214               | (3,391.92)           | 1.00812278               | (3,212.39)           |
| 03/31/18 | W/D         | 3,970.50                                      | 900                               | 1.06238838               | 4,218.21             | 1.00786822               | 4,001.74             |
| 04/01/18 | Deposit     | (3,970.50)                                    | 899                               | 1.06231694               | (4,217.93)           | 1.00785944               | (4,001.71)           |
| 04/30/18 | W/D         | 4,279.30                                      | 870                               | 1.06024736               | 4,537.12             | 1.00760495               | 4,311.84             |
| 05/01/18 | Deposit     | (4,279.30)                                    | 869                               | 1.06017607               | (4,536.81)           | 1.00759618               | (4,311.81)           |
| 05/31/18 | W/D         | 4,559.23                                      | 840                               | 1.05811066               | 4,824.17             | 1.00734175               | 4,592.70             |
| 06/01/18 | Deposit     | (4,559.23)                                    | 839                               | 1.05803951               | (4,823.85)           | 1.00733298               | (4,592.66)           |
| 06/26/18 | W/D         | 669,670.00                                    | 814                               | 1.05626234               | 707,347.20           | 1.00711370               | 674,433.83           |
| 06/30/18 | W/D         | 4,469.52                                      | 810                               | 1.05597827               | 4,719.72             | 1.00707862               | 4,501.16             |
| 07/01/18 | Deposit     | (4,469.52)                                    | 809                               | 1.05590726               | (4,719.40)           | 1.00706985               | (4,501.12)           |
| 07/31/18 | W/D         | 4,062.74                                      | 780                               | 1.05385017               | 4,281.52             | 1.00681556               | 4,090.43             |
| 08/01/18 | Deposit     | (4,062.74)                                    | 779                               | 1.05377931               | (4,281.23)           | 1.00680679               | (4,090.39)           |
| 08/31/18 | W/D         | 4,104.65                                      | 750                               | 1.05172636               | 4,316.97             | 1.00655256               | 4,131.55             |
| 09/01/18 | Deposit     | (4,104.65)                                    | 749                               | 1.05165564               | (4,316.68)           | 1.00654380               | (4,131.51)           |
| 09/30/18 | W/D         | 4,117.14                                      | 720                               | 1.04960683               | 4,321.38             | 1.00628964               | 4,143.04             |
| 10/01/18 | Deposit     | (4,117.14)                                    | 719                               | 1.04953626               | (4,321.09)           | 1.00628087               | (4,143.00)           |
| 10/31/18 | W/D         | 4,613.81                                      | 690                               | 1.04749158               | 4,832.93             | 1.00602678               | 4,641.62             |
| 11/01/18 | Deposit     | (4,613.81)                                    | 689                               | 1.04742114               | (4,832.60)           | 1.00601802               | (4,641.58)           |
| 11/30/18 | W/D         | 4,585.23                                      | 660                               | 1.04538058               | 4,793.31             | 1.00576399               | 4,611.66             |
| 12/01/18 | Deposit     | (4,585.23)                                    | 659                               | 1.04531029               | (4,792.99)           | 1.00575524               | (4,611.62)           |
| 12/31/18 | W/D         | 4,956.29                                      | 630                               | 1.04327384               | 5,170.77             | 1.00550127               | 4,983.56             |
| 01/01/19 | Deposit     | (4,956.29)                                    | 629                               | 1.04320369               | (5,170.42)           | 1.00549252               | (4,983.51)           |
| 01/31/19 | W/D         | 5,215.84                                      | 600                               | 1.04117135               | 5,430.58             | 1.00523862               | 5,243.16             |
| 02/01/19 | Deposit     | (5,215.84)                                    | 599                               | 1.04110134               | (5,430.22)           | 1.00522987               | (5,243.12)           |
| 02/11/19 | W/D         | 215,673.06                                    | 589                               | 1.04040149               | 224,386.57           | 1.00514234               | 216,782.12           |
| 02/28/19 | W/D         | 4,439.48                                      | 570                               | 1.03907309               | 4,612.94             | 1.00497604               | 4,461.57             |
| 03/01/19 | Deposit     | (4,439.48)                                    | 569                               | 1.03900322               | (4,612.63)           | 1.00496729               | (4,461.53)           |
| 03/31/19 | W/D         | 4,875.87                                      | 540                               | 1.03697906               | 5,056.18             | 1.00471353               | 4,898.85             |
| 04/01/19 | Deposit     | (4,875.87)                                    | 539                               | 1.03690933               | (5,055.84)           | 1.00470478               | (4,898.81)           |
| 04/30/19 | W/D         | 4,724.97                                      | 510                               | 1.03488925               | 4,889.82             | 1.00445108               | 4,746.00             |
| 05/01/19 | Deposit     | (4,724.97)                                    | 509                               | 1.03481966               | (4,889.49)           | 1.00444234               | (4,745.96)           |
| 05/31/19 | W/D         | 4,835.12                                      | 480                               | 1.03280366               | 4,993.73             | 1.00418871               | 4,855.37             |
| 06/01/19 | Deposit     | (4,835.12)                                    | 479                               | 1.03273421               | (4,993.39)           | 1.00417996               | (4,855.33)           |
| 06/30/19 | W/D         | 4,649.68                                      | 450                               | 1.03072226               | 4,792.53             | 1.00392640               | 4,667.94             |
| 07/01/19 | Deposit     | (4,649.68)                                    | 449                               | 1.03065295               | (4,792.21)           | 1.00391766               | (4,667.90)           |
| 07/31/19 | W/D         | 4,571.53                                      | 420                               | 1.02864506               | 4,702.48             | 1.00366416               | 4,588.28             |
| 08/01/19 | Deposit     | (4,571.53)                                    | 419                               | 1.02857589               | (4,702.17)           | 1.00365542               | (4,588.24)           |
| 08/02/19 | W/D         | 816,252.52                                    | 418                               | 1.02850673               | 839,521.21           | 1.00364668               | 819,229.13           |
| 08/31/19 | W/D         | 2,910.31                                      | 390                               | 1.02657205               | 2,987.64             | 1.00340199               | 2,920.21             |
| 09/01/19 | Deposit     | (2,910.31)                                    | 389                               | 1.02650302               | (2,987.44)           | 1.00339325               | (2,920.19)           |
| 09/25/19 | W/D         | 249,000.00                                    | 365                               | 1.02484773               | 255,187.08           | 1.00318357               | 249,792.71           |
| 09/26/19 | Deposit     | (249,000.00)                                  | 364                               | 1.02477882               | (255,169.93)         | 1.00317483               | (249,790.53)         |
| 09/27/19 | W/D         | 124,107.05                                    | 363                               | 1.02470991               | 127,173.72           | 1.00316610               | 124,499.98           |
| 09/30/19 | W/D         | 2,656.17                                      | 360                               | 1.02450321               | 2,721.25             | 1.00313989               | 2,664.51             |

**\$45,810,000**  
**Montgomery County, Texas**  
**\$14,925,000 Certificates of Obligation, Series 2012**  
**\$30,885,000 Limited Tax Refunding Bonds, Series 2012**

**Schedule G2 - Construction Fund**  
**Net Nonpurpose Investments Cash Flow**

**Fund 2**

| Date             | Description | Net<br>Nonpurpose<br>Investments<br>Cash Flow | Muni-Days/<br>Computation<br>Date | Rebate Calculations      |                              | IRR Calculations         |                      |
|------------------|-------------|---|-----------------------------------|--------------------------|------------------------------|--------------------------|----------------------|
|                  |             |   |                                   | FV Factor @<br>2.435492% | FV As Of<br>09/30/20         | FV Factor @<br>0.313743% | FV As Of<br>09/30/20 |
| 10/01/19         | Deposit     | (2,656.17)                                    | 359                               | 1.02443432               | (2,721.07)                   | 1.00313115               | (2,664.49)           |
| 10/31/19         | W/D         | 2,157.51                                      | 330                               | 1.02243855               | 2,205.92                     | 1.00287786               | 2,163.72             |
| 11/01/19         | Deposit     | (2,157.51)                                    | 329                               | 1.02236980               | (2,205.77)                   | 1.00286912               | (2,163.70)           |
| 11/30/19         | W/D         | 1,847.50                                      | 300                               | 1.02037804               | 1,885.15                     | 1.00261589               | 1,852.33             |
| 12/01/19         | Deposit     | (1,847.50)                                    | 299                               | 1.02030943               | (1,885.02)                   | 1.00260716               | (1,852.32)           |
| 12/31/19         | W/D         | 1,865.31                                      | 270                               | 1.01832169               | 1,899.49                     | 1.00235399               | 1,869.70             |
| 01/01/20         | Deposit     | (1,865.31)                                    | 269                               | 1.01825321               | (1,899.36)                   | 1.00234527               | (1,869.68)           |
| 01/31/20         | W/D         | 1,844.32                                      | 240                               | 1.01626948               | 1,874.33                     | 1.00209217               | 1,848.18             |
| 02/01/20         | Deposit     | (1,844.32)                                    | 239                               | 1.01620114               | (1,874.20)                   | 1.00208344               | (1,848.16)           |
| 02/26/20         | W/D         | 651,000.00                                    | 214                               | 1.01449424               | 660,435.75                   | 1.00186530               | 652,214.31           |
| 02/26/20         | Deposit     | (651,000.00)                                  | 214                               | 1.01449424               | (660,435.75)                 | 1.00186530               | (652,214.31)         |
| 02/29/20         | W/D         | 1,509.82                                      | 210                               | 1.01422141               | 1,531.29                     | 1.00183041               | 1,512.58             |
| 03/01/20         | Deposit     | (1,509.82)                                    | 209                               | 1.01415321               | (1,531.19)                   | 1.00182168               | (1,512.57)           |
| 03/06/20         | W/D         | 777,286.46                                    | 204                               | 1.01381229               | 788,022.56                   | 1.00177806               | 778,668.52           |
| 03/31/20         | W/D         | 548.23  | 180                               | 1.01217746               | 554.91                       | 1.00156871               | 549.09               |
| 04/01/20         | Deposit     | (548.23)                                      | 179                               | 1.01210940               | (554.87)                     | 1.00155999               | (549.09)             |
| 04/30/20         | W/D         | 175.50  | 150                               | 1.01013763               | 177.28                       | 1.00130709               | 175.73               |
| 05/01/20         | Deposit     | (175.50)                                      | 149                               | 1.01006971               | (177.27)                     | 1.00129837               | (175.73)             |
| 05/31/20         | W/D         | 99.84   | 120                               | 1.00810192               | 100.65                       | 1.00104554               | 99.94                |
| 06/01/20         | Deposit     | (99.84)                                       | 119                               | 1.00803413               | (100.64)                     | 1.00103682               | (99.94)              |
| 06/22/20         | W/D         | 63,000.00                                     | 98                                | 1.00661167               | 63,416.54                    | 1.00085377               | 63,053.79            |
| 06/23/20         | Deposit     | (63,000.00)                                   | 97                                | 1.00654398               | (63,412.27)                  | 1.00084506               | (63,053.24)          |
| 06/25/20         | W/D         | 62,827.42                                     | 95                                | 1.00640862               | 63,230.06                    | 1.00082763               | 62,879.42            |
| 06/30/20         | W/D         | 63.44   | 90                                | 1.00607031               | 63.83                        | 1.00078405               | 63.49                |
| 07/01/20         | Deposit     | (63.44)                                       | 89                                | 1.00600266               | (63.82)                      | 1.00077533               | (63.49)              |
| 07/31/20         | W/D         | 52.34   | 60                                | 1.00404279               | 52.55                        | 1.00052263               | 52.37                |
| 08/01/20         | Deposit     | (52.34)                                       | 59                                | 1.00397527               | (52.55)                      | 1.00051392               | (52.37)              |
| 08/31/20         | W/D         | 31.13   | 30                                | 1.00201935               | 31.19                        | 1.00026128               | 31.14                |
| 09/01/20         | Deposit     | (31.13)                                       | 29                                | 1.00195198               | (31.19)                      | 1.00025257               | (31.14)              |
| 09/30/20         | Balance     | 733,703.60                                    | 0                                 | 1.00000000               | 733,703.60                   | 1.00000000               | 733,703.60           |
| <b>Earnings:</b> |             | <b><u>150,726.06</u></b>                      |                                   | <b>Excess Earnings:</b>  | <b><u>(1,168,367.19)</u></b> |                          | <b><u>(0.00)</u></b> |



**\$45,810,000**  
**Montgomery County, Texas**  
**\$14,925,000 Certificates of Obligation, Series 2012**  
**\$30,885,000 Limited Tax Refunding Bonds, Series 2012**

|   |               |
|---|---------------|
| <b>Schedule H1 - 2003A Construction Fund</b><br><b>Remaining Balance Analysis</b> | <b>Fund 3</b> |
|---|---------------|

| <b>Summary - Fund 3</b>  |              |
|--------------------------|--------------|
| Gross Earnings:          | \$26.93      |
| Internal Rate of Return: | 0.053342%    |
| Excess Earnings:         | (\$1,410.40) |

| Security Type       | Par Amount | Coupon | Maturity Date | Settlement Date | Settlement Price | Yield    | Accreted Price | Accrued Interest | Value     |
|---------------------|------------|--------|---------------|-----------------|------------------|----------|----------------|------------------|-----------|
| WoodForest Checking | 9,046.57   | N/A    | N/A           | N/A             | N/A              | Variable | 100.000        | 0.09             | 9,046.66  |
| PIF Investment      | 87,468.48  | N/A    | N/A           | N/A             | N/A              | Variable | 100.000        | 0.07             | 87,468.55 |

Value as of March 1, 2013: **96,515.21**

| Security Type | Par Amount | Coupon | Maturity Date | Settlement Date | Settlement Price | Yield | Accreted Price | Accrued Interest | Computation Date Value |
|---------------|------------|--------|---------------|-----------------|------------------|-------|----------------|------------------|------------------------|
| N/A           | N/A        | N/A    | N/A           | N/A             | N/A              | N/A   | N/A            | N/A              | 0.00                   |

Value as of September 30, 2020: **0.00**

Allocable %: **52.479%**

Allocable Value as of September 30, 2020: **0.00**

**\$45,810,000**  
**Montgomery County, Texas**  
**\$14,925,000 Certificates of Obligation, Series 2012**  
**\$30,885,000 Limited Tax Refunding Bonds, Series 2012**

**Schedule H2 - 2003A Construction Fund**  
**Net Nonpurpose Investments Cash Flow**

**Fund 3**

| Date     | Description | Net<br>Nonpurpose<br>Investments<br>Cash Flow | Muni-Days/<br>Computation<br>Date | Rebate Calculations      |                      | IRR Calculations         |                      |
|----------|-------------|---|-----------------------------------|--------------------------|----------------------|--------------------------|----------------------|
|          |             |   |                                   | FV Factor @<br>2.435492% | FV As Of<br>09/30/20 | FV Factor @<br>0.053342% | FV As Of<br>09/30/20 |
| 03/01/13 | Balance     | (96,515.21)                                   | 2,729                             | 1.20142549               | (115,955.83)         | 1.00405126               | (96,906.22)          |
| 03/07/13 | Deposit     | (2.21)  | 2,723                             | 1.20094086               | (2.65)               | 1.00404233               | (2.22)               |
| 03/08/13 | Deposit     | (2.00)  | 2,722                             | 1.20086010               | (2.40)               | 1.00404085               | (2.01)               |
| 03/31/13 | W/D         | 2.22  | 2,700                             | 1.19908490               | 2.66                 | 1.00400812               | 2.23                 |
| 04/12/13 | Deposit     | (2.22)  | 2,688                             | 1.19811772               | (2.66)               | 1.00399027               | (2.23)               |
| 04/30/13 | W/D         | 2.14  | 2,670                             | 1.19666841               | 2.56                 | 1.00396350               | 2.15                 |
| 05/15/13 | Deposit     | (2.14)  | 2,655                             | 1.19546198               | (2.56)               | 1.00394119               | (2.15)               |
| 05/31/13 | W/D         | 2.21  | 2,640                             | 1.19425678               | 2.64                 | 1.00391888               | 2.22                 |
| 06/25/13 | Deposit     | (2.21)  | 2,615                             | 1.19225080               | (2.63)               | 1.00388170               | (2.22)               |
| 06/30/13 | W/D         | 2.14  | 2,610                             | 1.19185001               | 2.55                 | 1.00387426               | 2.15                 |
| 07/22/13 | Deposit     | (2.14)  | 2,588                             | 1.19008813               | (2.55)               | 1.00384154               | (2.15)               |
| 07/31/13 | W/D         | 2.21  | 2,580                             | 1.18944809               | 2.63                 | 1.00382964               | 2.22                 |
| 08/22/13 | W/D         | 5,000.00                                      | 2,558                             | 1.18768976               | 5,938.45             | 1.00379693               | 5,018.98             |
| 08/31/13 | W/D         | 2.21  | 2,550                             | 1.18705102               | 2.62                 | 1.00378503               | 2.22                 |
| 09/19/13 | Deposit     | (2.21)  | 2,531                             | 1.18553537               | (2.62)               | 1.00375677               | (2.22)               |
| 09/27/13 | W/D         | 62,500.12                                     | 2,523                             | 1.18489778               | 74,056.25            | 1.00374488               | 62,734.18            |
| 09/27/13 | Deposit     | (2.21)  | 2,523                             | 1.18489778               | (2.62)               | 1.00374488               | (2.22)               |
| 09/30/13 | W/D         | 1.94  | 2,520                             | 1.18465877               | 2.30                 | 1.00374042               | 1.95                 |
| 10/31/13 | W/D         | 0.66  | 2,490                             | 1.18227134               | 0.78                 | 1.00369580               | 0.66                 |
| 11/20/13 | Deposit     | (0.66)  | 2,470                             | 1.18068240               | (0.78)               | 1.00366607               | (0.66)               |
| 11/30/13 | W/D         | 0.66  | 2,460                             | 1.17988873               | 0.78                 | 1.00365120               | 0.66                 |
| 12/10/13 | Deposit     | (0.66)  | 2,450                             | 1.17909559               | (0.78)               | 1.00363633               | (0.66)               |
| 12/31/13 | W/D         | 0.67  | 2,430                             | 1.17751092               | 0.79                 | 1.00360659               | 0.67                 |
| 01/17/14 | Deposit     | (0.67)  | 2,413                             | 1.17616562               | (0.79)               | 1.00358131               | (0.67)               |
| 01/31/14 | W/D         | 0.66  | 2,400                             | 1.17513790               | 0.78                 | 1.00356198               | 0.66                 |
| 02/11/14 | Deposit     | (0.66)  | 2,389                             | 1.17426899               | (0.78)               | 1.00354563               | (0.66)               |
| 02/28/14 | W/D         | 0.60  | 2,370                             | 1.17276966               | 0.70                 | 1.00351738               | 0.60                 |
| 03/10/14 | Deposit     | (0.60)  | 2,360                             | 1.17198131               | (0.70)               | 1.00350251               | (0.60)               |
| 03/26/14 | Reimb       | (20,000.00)                                   | 2,344                             | 1.17072105               | (23,414.42)          | 1.00347873               | (20,069.57)          |
| 03/31/14 | W/D         | 0.67  | 2,340                             | 1.17040619               | 0.78                 | 1.00347278               | 0.67                 |
| 04/01/14 | W/D         | 21,000.00                                     | 2,339                             | 1.17032749               | 24,576.88            | 1.00347129               | 21,072.90            |
| 04/11/14 | Deposit     | (0.67)  | 2,329                             | 1.16954078               | (0.78)               | 1.00345643               | (0.67)               |
| 04/30/14 | W/D         | 0.64  | 2,310                             | 1.16804749               | 0.75                 | 1.00342818               | 0.64                 |
| 05/20/14 | Deposit     | (0.64)  | 2,290                             | 1.16647766               | (0.75)               | 1.00339845               | (0.64)               |
| 05/21/14 | Deposit     | (1.94)  | 2,289                             | 1.16639923               | (2.26)               | 1.00339696               | (1.95)               |
| 05/31/14 | W/D         | 0.67  | 2,280                             | 1.16569354               | 0.78                 | 1.00338358               | 0.67                 |
| 06/05/14 | Deposit     | (0.67)  | 2,275                             | 1.16530168               | (0.78)               | 1.00337615               | (0.67)               |
| 06/30/14 | W/D         | 0.64  | 2,250                             | 1.16334434               | 0.74                 | 1.00333899               | 0.64                 |
| 07/14/14 | Deposit     | (0.64)  | 2,236                             | 1.16224966               | (0.74)               | 1.00331818               | (0.64)               |
| 07/31/14 | W/D         | 0.66  | 2,220                             | 1.16099987               | 0.77                 | 1.00329440               | 0.66                 |
| 08/12/14 | Deposit     | (0.66)  | 2,208                             | 1.16006340               | (0.77)               | 1.00327656               | (0.66)               |
| 08/31/14 | W/D         | 0.67  | 2,190                             | 1.15866012               | 0.78                 | 1.00324980               | 0.67                 |
| 09/15/14 | Deposit     | (0.67)  | 2,175                             | 1.15749202               | (0.78)               | 1.00322751               | (0.67)               |
| 09/26/14 | W/D         | 16,574.24                                     | 2,164                             | 1.15663615               | 19,170.37            | 1.00321116               | 16,627.46            |
| 09/30/14 | W/D         | 0.56  | 2,160                             | 1.15632509               | 0.65                 | 1.00320522               | 0.56                 |
| 10/31/14 | W/D         | 0.31  | 2,130                             | 1.15399476               | 0.36                 | 1.00316063               | 0.31                 |
| 11/10/14 | Deposit     | (0.31)  | 2,120                             | 1.15321903               | (0.36)               | 1.00314577               | (0.31)               |
| 11/30/14 | W/D         | 0.30  | 2,100                             | 1.15166914               | 0.35                 | 1.00311604               | 0.30                 |
| 12/29/14 | Deposit     | (0.30)  | 2,071                             | 1.14942548               | (0.34)               | 1.00307295               | (0.30)               |
| 12/31/14 | W/D         | 0.31  | 2,070                             | 1.14934819               | 0.36                 | 1.00307146               | 0.31                 |
| 01/08/15 | Deposit     | (0.31)  | 2,062                             | 1.14873007               | (0.36)               | 1.00305957               | (0.31)               |
| 01/31/15 | W/D         | 0.30  | 2,040                             | 1.14703193               | 0.34                 | 1.00302688               | 0.30                 |
| 02/11/15 | Deposit     | (0.56)  | 2,029                             | 1.14618380               | (0.64)               | 1.00301053               | (0.56)               |
| 02/12/15 | Deposit     | (0.30)  | 2,028                             | 1.14610673               | (0.34)               | 1.00300905               | (0.30)               |
| 02/28/15 | W/D         | 0.27  | 2,010                             | 1.14472033               | 0.31                 | 1.00298230               | 0.27                 |
| 03/04/15 | Deposit     | (0.27)  | 2,006                             | 1.14441247               | (0.31)               | 1.00297636               | (0.27)               |
| 03/31/15 | W/D         | 0.31  | 1,980                             | 1.14241339               | 0.35                 | 1.00293772               | 0.31                 |
| 04/10/15 | Deposit     | (2,800.00)                                    | 1,970                             | 1.14164545               | (3,196.61)           | 1.00292286               | (2,808.18)           |
| 04/15/15 | Deposit     | (0.31)  | 1,965                             | 1.14126167               | (0.35)               | 1.00291543               | (0.31)               |

**\$45,810,000**  
**Montgomery County, Texas**  
**\$14,925,000 Certificates of Obligation, Series 2012**  
**\$30,885,000 Limited Tax Refunding Bonds, Series 2012**

|   |               |
|---|---------------|
| <b>Schedule H2 - 2003A Construction Fund</b><br><b>Net Nonpurpose Investments Cash Flow</b> | <b>Fund 3</b> |
|---|---------------|

| Date           | Description   | Net<br>Nonpurpose<br>Investments<br>Cash Flow | Muni-Days/<br>Computation<br>Date | Rebate Calculations      |                      | IRR Calculations         |                      |
|----------------|---------------|---|-----------------------------------|--------------------------|----------------------|--------------------------|----------------------|
|                |               |   |                                   | FV Factor @<br>2.435492% | FV As Of<br>09/30/20 | FV Factor @<br>0.053342% | FV As Of<br>09/30/20 |
| 04/30/15       | W/D           | 0.29  | 1,950                             | 1.14011110               | 0.33                 | 1.00289315               | 0.29                 |
| 05/31/15       | W/D           | 0.32  | 1,920                             | 1.13781346               | 0.36                 | 1.00284857               | 0.32                 |
| 06/24/15       | Deposit       | (0.29)  | 1,896                             | 1.13597867               | (0.33)               | 1.00281292               | (0.29)               |
| 06/24/15       | Deposit       | (0.32)  | 1,896                             | 1.13597867               | (0.36)               | 1.00281292               | (0.32)               |
| 06/30/15       | W/D           | 0.30  | 1,890                             | 1.13552044               | 0.34                 | 1.00280400               | 0.30                 |
| 07/20/15       | Deposit       | (0.30)  | 1,870                             | 1.13399433               | (0.34)               | 1.00277429               | (0.30)               |
| 07/31/15       | W/D           | 0.36  | 1,860                             | 1.13323204               | 0.41                 | 1.00275943               | 0.36                 |
| 08/14/15       | Deposit       | (0.36)  | 1,846                             | 1.13216570               | (0.41)               | 1.00273863               | (0.36)               |
| 08/31/15       | W/D           | 0.36  | 1,830                             | 1.13094825               | 0.41                 | 1.00271487               | 0.36                 |
| 09/21/15       | Deposit       | (0.36)  | 1,809                             | 1.12935234               | (0.41)               | 1.00268367               | (0.36)               |
| 09/22/15       | Deposit       | (14,774.24)                                   | 1,808                             | 1.12927640               | (16,684.20)          | 1.00268218               | (14,813.87)          |
| 09/23/15       | W/D           | 18,570.68                                     | 1,807                             | 1.12920047               | 20,970.02            | 1.00268070               | 18,620.46            |
| 09/23/15       | Disb Accd Int | 0.73  | 1,807                             | 1.12920047               | 0.82                 | 1.00268070               | 0.73                 |
| 09/23/15       | W/D           | 10,498.95                                     | 1,807                             | 1.12920047               | 11,855.42            | 1.00268070               | 10,527.09            |
| 09/23/15       | Disb Accd Int | 0.25  | 1,807                             | 1.12920047               | 0.28                 | 1.00268070               | 0.25                 |
| 09/30/20       | Balance       | 0.00  | 0                                 | 1.00000000               | 0.00                 | 1.00000000               | 0.00                 |
| Earnings:      |               | 51.31   |                                   | Excess Earnings:         | (2,687.55)           |                          | (0.01)               |
| Allocable %:   |               | 52.479%                                       |                                   | Allocable %:             | 52.479%              |                          | 52.479%              |
| Adj. Earnings: |               | <u>26.93</u>                                  |                                   | Adj. Excess Earnings:    | <u>(1,410.40)</u>    |                          | <u>(0.00)</u>        |



\$73,510,000

Montgomery County, Texas

Limited Tax Refunding Bonds,  
Series 2014A

INTERIM ARBITRAGE REBATE ANALYSIS

For the Computation Period:  
August 26, 2014 – September 30, 2020

BLX 

**TABLE OF CONTENTS**

Transmittal Letter

Opinion by Orrick, Herrington & Sutcliffe LLP

Notes and Assumptions

Definitions

The Bonds

Schedule A - Summary of Rebate Analysis

Schedule B - Sources & Uses of Funds

Schedule C - Annual Debt Service & Production

Schedule D - Semi-Annual Debt Service

Schedule E - Arbitrage Yield Calculation

Rebate Computations



BLX Group LLC

2711 N. Haskell Ave., Lockbox 35, Suite 2600 SW

Dallas, TX 75204

Ph 214 989 2700 Fx 214 989 2712

blxgroup.com

October 12, 2020

Montgomery County  
P.O. Box 539  
Conroe, Texas 77305

Re: \$73,510,000  
Montgomery County, Texas  
Limited Tax Refunding Bonds,  
Series 2014A  
Interim Arbitrage Rebate Analysis  
Computation Period: August 26, 2014 through September 30, 2020

Ladies and Gentlemen:

This report (the "Report"), which is being delivered to you pursuant to our engagement letter, consists of computations and the assumptions on which such computations are based with respect to the rebate liability of the Montgomery County, Texas (the "Issuer") in connection with the above-captioned issue (the "Bonds") for the above-referenced period (the "Interim Computation Period").

The computations herein are based on an analysis of existing laws, regulations, and rulings. The Department of the Treasury ("Treasury") may publish additional regulations and supplement, amend, or interpret such laws, regulations, and rulings from time to time, with the result that the amount of rebate liability described in the Report may be subject to adjustment under such future pronouncements.

The scope of our engagement was limited to preparing the Report based on information supplied to us. In accordance with our engagement letter (which is incorporated herein by reference), our engagement did not include determination of whether securities allocable to proceeds of the Bonds were purchased at fair market value within the meaning of the Treasury Regulations, or an audit or review of the investments acquired with gross proceeds or the payment of debt service on the Bonds. With your permission, we have relied entirely on the information provided to us without independent verification, and we express no opinion as to the completeness, accuracy, or suitability of such information for purposes of calculating rebate liability with respect to the Bonds. We have undertaken no responsibility to audit or review the tax-exempt status of interest on the Bonds or any other aspect of the Bond program. We are under no obligation to consider any information obtained by us pursuant to this engagement for any purpose other than determining such rebate liability. Also, we have no obligation to update this Report because of any events occurring, changes in existing laws, regulations, or rulings or interpretations thereof, or data or information received, subsequent to the date hereof.



For the Interim Computation Period August 26, 2014 through September 30, 2020:

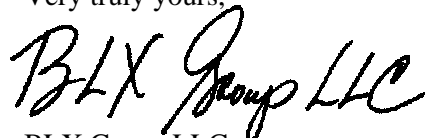
|                                 |               |
|---------------------------------|---------------|
| Allowable Yield on Investments: | 2.304962%     |
| Cumulative Rebate Liability:    | <u>\$0.00</u> |

Ninety percent (90%) of the Cumulative Rebate Liability (reduced by any applicable computation date credits) is required to be rebated to the United States no later than 60 days after August 26, 2024 (the end of the tenth Bond Year). Such Cumulative Rebate Liability is subject to change, however, pursuant to computations undertaken up to and including August 26, 2024. Additionally, should the Bonds be retired prior to August 26, 2024, 100% of the Cumulative Rebate Liability (reduced by any applicable computation date credits) as of such retirement date will become due and payable within 60 days.

This Report does not address or determine the amount of any penalty in lieu of rebate that may be payable with respect to the Bonds.

This Report is not to be used, circulated, quoted, referred to, or relied upon by any other person without our express written permission.

Very truly yours,

  
BLX Group LLC





October 12, 2020

Montgomery County, Texas  
P.O. Box 539  
Conroe, Texas 77305

**Orrick, Herrington & Sutcliffe LLP**  
777 South Figueroa Street  
Suite 3200  
Los Angeles, CA 90017-5855  
+1 213 629 2020  
[orrick.com](http://orrick.com)

Re: \$73,510,000  
Montgomery County, Texas  
Limited Tax Refunding Bonds,  
Series 2014A  
Interim Arbitrage Rebate Analysis  
Computation Period: August 26, 2014 through September 30, 2020

Ladies and Gentlemen:

This opinion is being delivered to you pursuant to our engagement to provide certain legal services and accompanies a report (the "Report") prepared on the date hereof by BLX Group LLC ("BLX") consisting of computations and the assumptions on which such computations are based with respect to the rebate liability of the Montgomery County, Texas (the "Issuer") in connection with the above-captioned issue (the "Bonds") for the above-referenced period (the "Interim Computation Period"). In particular, we note that our opinion is specifically subject to the notes and assumptions contained in the Report.

The opinion expressed herein is based on an analysis of existing laws, regulations, and rulings. The Department of the Treasury ("Treasury") may publish additional regulations and supplement, amend, or interpret such laws, regulations, and rulings from time to time, with the result that the amount of rebate liability described in the Report and in this opinion may be subject to adjustment under such future pronouncements.

The scope of our engagement was limited to preparing this opinion, based on information supplied to us by you and BLX. Our engagement did not include determination of whether securities allocable to proceeds of the Bonds were purchased at fair market value within the meaning of the Treasury Regulations, or an audit or review of the investments acquired with gross proceeds or the payment of debt service on the Bonds. With your permission, we have relied entirely on information provided by you and BLX without independent verification, and we express no opinion as to the completeness, accuracy, or suitability of such information for purposes of calculating rebate liability with respect to the Bonds. We have undertaken no responsibility to audit or review the tax-exempt status of interest on the Bonds or any other aspect of the Bond program. No opinion is expressed on any matter other than rebate liability to the extent set forth below, and we are under no obligation to consider any information obtained by us pursuant to this engagement for any purpose other than determining such rebate liability. Also, we have no obligation to update this opinion because of any events occurring, changes in existing laws, regulations, or rulings or interpretations thereof, or data or information received, subsequent to the date hereof.





Based on and subject to the foregoing, and subject to the notes and assumptions contained in the Report, in our opinion, the computations shown in the Report were performed in accordance with applicable federal law and regulations and reflect the following:

For the Interim Computation Period August 26, 2014 through September 30, 2020:

|                                 |               |
|---------------------------------|---------------|
| Allowable Yield on Investments: | 2.304962%     |
| Cumulative Rebate Liability:    | <u>\$0.00</u> |

This opinion and Report do not address or determine the amount of any penalty in lieu of rebate that may be payable with respect to the Bonds.

This opinion is not to be used, circulated, quoted, referred to, or relied upon by any other person without our express written permission.

Very truly yours,

A handwritten signature in black ink that reads "Orrick, Herrington &amp; Sutcliffe LLP". The signature is written in a cursive, flowing style.

ORRICK, HERRINGTON & SUTCLIFFE LLP

**NOTES AND ASSUMPTIONS**

1. The Dated Date of the Bonds is August 1, 2014.
2. The Issue Date of the Bonds is August 26, 2014.
3. The Interim Computation Period is August 26, 2014 to September 30, 2020.
4. The Bonds constitute one issue for federal taxation purposes and are not treated as part of any other issue of governmental obligations.
5. The end of the first Bond Year with respect to the Bonds for purposes of determining installment computation dates is August 26, 2015. Subsequent Bond Years end annually thereafter until the final redemption date of the Bonds.
6. For debt service, yield, and investment cash flow purposes, all payments and receipts with respect to the Bonds and proceeds thereof are accurately set forth in the schedules contained herein.
7. The purchase price of each investment is at fair market value, exclusive of brokerage commissions, administrative expenses, or similar expenses and is representative of an arm's length transaction which did not reduce the rebate amount required to be paid to the United States.
8. The Bonds are not "refunded" bonds. The Bonds are "refunding" bonds, the proceeds of which were used to refund prior debt of the Issuer as described below (the "Prior Bonds"), and, therefore, give rise to transferred proceeds from the Prior Bonds pursuant to the Treasury Regulations. Accordingly, proceeds of the Prior Bonds, if any, cease to be treated as proceeds of the Prior Bonds and instead are treated as proceeds of the Bonds as proceeds of the Bonds are used to discharge principal of the Prior Bonds.

The following bonds of the Issuer have been refunded by the Bonds:

Certificates of Obligation, Series 2006  
Unlimited Tax Road Bonds, Series 2006A  
Certificates of Obligation, Series 2007  
Certificates of Obligation, Series 2008  
Unlimited Tax Road Bonds, Series 2008A

On May 23, 2019, proceeds of the Issuer were used to defease portions of certain maturities of the Bonds to their stated maturity date.

9. The Debt Service Fund does not constitute a bona fide debt service fund in certain bond years; however, the allocable portion of this fund was invested at an average weighted yield less than the yield on the Bonds. Therefore, we have conservatively excluded such amounts from the calculation of rebate liability as its inclusion would only contribute additional negative arbitrage.

10. Certain amounts are subject to yield restriction and may not be invested at a yield materially higher than the yield on the Bonds. Any excess spread is eligible for yield reduction payments pursuant to 1993 Regulations Section 1.148-5.

**DEFINITIONS**

1. 1992 Regulations: The Treasury Regulations issued on May 18, 1992.
2. 1993 Regulations: The Treasury Regulations issued on June 14, 1993.
3. Treasury Regulations: Either the 1992 Regulations or the 1993 Regulations, as applicable.
4. Bona Fide Debt Service Fund: Pursuant to Section 148(f)(4)(A) of the Internal Revenue Code (the “Code”), amounts held in a bona fide debt service fund in connection with either short term, private activity or variable rate bonds are not subject to rebate if gross earnings on such fund do not exceed \$100,000 in each bond year. Amounts held in a bona fide debt service fund for all other bond issues are not subject to rebate. As defined in Section 1.148-1(b) of the 1993 Regulations, a bona fide debt service fund may include proceeds of an issue.
5. Commingled Fund: As defined in Section 1.148-4(a)(4) of the 1992 Regulations or Section 1.148-1(b) of the 1993 Regulations.

Commingled Funds arise when gross proceeds of a bond issue are mixed or “commingled” with other monies (e.g., proceeds of other bonds issues, equity contributions, revenues, etc.). Uncommingling generally entails employing one of the methodologies allowable under the Treasury Regulations to identify the portions of investments, and earnings thereon, made with gross proceeds of the bond issue under examination.

6. Qualified Guarantee: As defined in Section 1.148-3(b)(12) of the 1992 Regulations or Section 1.148-4(f) of the 1993 Regulations.
7. Qualified Hedge: As defined in Section 1.148-4(h)(2) of the 1993 Regulations.
8. Transferred Proceeds: As defined in Section 1.148-11(c) of the 1992 Regulations or Section 1.148-9(b) of the 1993 Regulations.

Transferred Proceeds arise when a bond issue (the “Refunding Bonds”) defeases or redeems one or more bond issues (the “Refunded Bonds”). Proceeds of the Refunded Bonds become Transferred Proceeds of the Refunding Bonds as proceeds of the Refunding Bonds are used to redeem principal of the Refunded Bonds. Subsequent to being transferred, arbitrage earnings on Transferred Proceeds are calculated using the arbitrage yield of the Refunding Bonds.

9. Yield Restricted Funds: Any funds required to be invested at a yield that is not materially higher than the yield on the Bonds under Section 148(a) of the Code and Section 1.148-2 of the 1993 Regulations.

Yield restricted funds typically arise in connection with project, construction or acquisition proceeds that remain unspent subsequent to the expiration of the allocable “temporary period” during which such proceeds can be invested without regard to yield. Yield restricted funds also arise in connection with advance refundings, sinking funds, and over-funded reserve funds.

10. Universal Cap: As described in Section 1.148-4(b)(3) of the 1992 Regulations or Section 1.148-6(b)(2) of the 1993 Regulations.
11. Computation Date Credit: Per Section 1.148-2(b)(4) of the 1992 Regulations, a \$3,000 credit is applied on each eligible computation date. Per Section 1.148-3(d)(iv) of the 1993 Regulations, a \$1,000 credit is applied on the last day of each Bond Year during which amounts are allocated to gross proceeds of an issue that are subject to the rebate requirement. In addition, pursuant to Final Treasury Regulations, dated July 18, 2016, for any Bond Year ending in 2007, a computation date credit in the amount of \$1,400 and, for Bond Years ending after 2007, a computation date credit in the amount of \$1,400 or higher (as adjusted in the future for inflation as described in said Regulations) is applicable.

|  |
|--|
| <b>Schedule A - Summary of Rebate Analysis</b> |
|--|

Issue Date: August 26, 2014  
Rebate Computation Date: September 30, 2020  
Client Matter Number: 42182-3986

| Fund<br>Reference<br>Number | Fund<br>Description    | Current<br>Fund Status | Computation<br>Date<br>Valuation | Gross<br>Earnings          | Internal<br>Rate of<br>Return | Excess<br>Earnings             |
|-----------------------------|------------------------|------------------------|----------------------------------|----------------------------|-------------------------------|--------------------------------|
| 1                           | Escrow Fund            | Inactive               | \$0.00                           | \$651,835.93               | 0.445194%                     | (\$3,049,846.94)               |
| 2                           | COO 2006 Project Fund  | Inactive               | \$0.00                           | \$191.37                   | 0.378350%                     | (\$1,062.30)                   |
| 3                           | COO 2008 Project Fund  | Inactive               | \$0.00                           | \$157.01                   | 0.632066%                     | (\$447.33)                     |
| 4                           | Defeasance Escrow Fund | Active                 | \$1,828,162.18                   | \$140,348.09               | 2.212558%                     | (\$5,943.46)                   |
| <b>Totals:</b>              |                        |                        | <b><u>\$1,828,162.18</u></b>     | <b><u>\$792,532.40</u></b> |                               | <b><u>(\$3,057,300.04)</u></b> |

| <b>Summary</b>                      |          |              |                                |
|-------------------------------------|----------|--------------|--------------------------------|
| Arbitrage Yield:                    |          |              | 2.304962%                      |
| Return on Investments:              |          |              | 0.516997%                      |
| Shortfall %:                        |          |              | -1.787966%                     |
| Actual Gross Earnings:              |          |              | 792,532.40                     |
| Allowable Gross Earnings:           |          |              | 3,849,832.44                   |
| <b>Excess Earnings:</b>             |          |              | <b><u>(\$3,057,300.04)</u></b> |
| FV of Computation Date Credit:      | 08/26/15 | (\$1,650.00) | (\$1,854.34)                   |
| FV of Computation Date Credit:      | 08/26/16 | (\$1,650.00) | (\$1,812.33)                   |
| FV of Computation Date Credit:      | 08/26/17 | (\$1,670.00) | (\$1,792.73)                   |
| FV of Computation Date Credit:      | 08/26/18 | (\$1,700.00) | (\$1,783.59)                   |
| FV of Computation Date Credit:      | 08/26/19 | (\$1,730.00) | (\$1,773.94)                   |
| FV of Computation Date Credit:      | 08/26/20 | (\$1,760.00) | (\$1,763.81)                   |
| <b>Cumulative Rebate Liability:</b> |          |              | <b><u>(\$3,068,080.78)</u></b> |

|   |
|---|
| <b>Schedule B - Sources &amp; Uses of Funds</b> |
|---|

| <i>Sources of Funds</i>             | Bond<br>Proceeds            | Prior Bond<br>Proceeds | Other<br>Sources           | Total                       |
|-------------------------------------|-----------------------------|------------------------|----------------------------|-----------------------------|
| Par Amount                          | 73,510,000.00               |                        |                            |                             |
| + Original Issue Premium            | 14,323,022.40               |                        |                            |                             |
| - Original Issue Discount           | 0.00                        |                        |                            |                             |
| Net Production                      |                             | 87,833,022.40          |                            | 87,833,022.40               |
| Accrued Interest                    |                             | 255,243.06             |                            | 255,243.06                  |
| Issuer Contribution                 |                             |                        | 2,288,000.00               | 2,288,000.00                |
| <b>Total Sources:</b>               | <b><u>88,088,265.46</u></b> | <b><u>0.00</u></b>     | <b><u>2,288,000.00</u></b> | <b><u>90,376,265.46</u></b> |
| <br><i>Uses of Funds</i>            |                             |                        |                            |                             |
| Escrow Fund                         | 87,086,671.36               |                        | 254,684.64                 | 87,341,356.00               |
| Initial Cash Deposit to Escrow Fund | 0.00                        |                        | 2,033,315.36               | 2,033,315.36                |
| Debt Service Fund                   | 255,243.06                  |                        |                            | 255,243.06                  |
| Costs of Issuance                   | 312,642.04                  |                        |                            | 312,642.04                  |
| Underwriter's Discount              | 433,709.00                  |                        |                            | 433,709.00                  |
| <b>Total Uses:</b>                  | <b><u>88,088,265.46</u></b> | <b><u>0.00</u></b>     | <b><u>2,288,000.00</u></b> | <b><u>90,376,265.46</u></b> |

**\$73,510,000**  
**Montgomery County, Texas**  
**Limited Tax Refunding Bonds,**  
**Series 2014A**

|  |  |  |  |  |  |  |  |  |  |
|--|--|--|--|--|--|--|--|--|--|
| <b>Schedule C - Annual Debt Service &amp; Production</b> |  |  |  |  |  |  |  |  |  |
|--|--|--|--|--|--|--|--|--|--|

| Period<br>Ending | Coupon | Par<br>Amount     | Yield  | Price   | Interest             | Debt<br>Service       | Production           |
|------------------|--------|-------------------|--------|---------|----------------------|-----------------------|----------------------|
| 03/01/15         |        |                   |        |         | 2,144,041.67         | 2,144,041.67          |                      |
| 03/01/16         |        |                   |        |         | 3,675,500.00         | 3,675,500.00          |                      |
| 03/01/17         | 5.000% | 1,385,000         | 0.490% | 111.254 | 3,675,500.00         | 5,060,500.00          | 1,540,867.90         |
| 03/01/18         | 5.000% | 3,310,000         | 0.860% | 114.299 | 3,606,250.00         | 6,916,250.00          | 3,783,296.90         |
| 03/01/19         | 5.000% | 4,265,000         | 1.190% | 116.695 | 3,440,750.00         | 7,705,750.00          | 4,977,041.75         |
| 03/01/20         | 5.000% | 4,885,000         | 1.520% | 118.339 | 3,227,500.00         | 8,112,500.00          | 5,780,860.15         |
| 03/01/21         | 5.000% | 6,355,000         | 1.790% | 119.653 | 2,983,250.00         | 9,338,250.00          | 7,603,948.15         |
| 03/01/22         | 5.000% | 6,970,000         | 2.010% | 120.755 | 2,665,500.00         | 9,635,500.00          | 8,416,623.50         |
| 03/01/23         | 5.000% | 7,620,000         | 2.250% | 121.198 | 2,317,000.00         | 9,937,000.00          | 9,235,287.60         |
| 03/01/24         | 5.000% | 8,005,000         | 2.360% | 122.378 | 1,936,000.00         | 9,941,000.00          | 9,796,358.90         |
| 03/01/25         | 5.000% | 6,570,000         | 2.520% | 120.862 | 1,535,750.00         | 8,105,750.00          | 7,940,633.40         |
| 03/01/26         | 5.000% | 6,915,000         | 2.630% | 119.833 | 1,207,250.00         | 8,122,250.00          | 8,286,451.95         |
| 03/01/27         | 5.000% | 17,230,000        | 2.740% | 118.814 | 861,500.00           | 18,091,500.00         | 20,471,652.20        |
|                  |        | <b>73,510,000</b> |        |         | <b>33,275,791.67</b> | <b>106,785,791.67</b> | <b>87,833,022.40</b> |



**\$73,510,000**  
**Montgomery County, Texas**  
**Limited Tax Refunding Bonds,**  
**Series 2014A**

|  |
|--|
| <b>Schedule D - Semi-Annual Debt Service</b> |
|--|

| Date     | Coupon | Principal Amount  | Accelerated Principal | Interest             | Debt Service          |
|----------|--------|-------------------|-----------------------|----------------------|-----------------------|
| 03/01/15 |        |                   |                       | 2,144,041.67         | 2,144,041.67          |
| 09/01/15 |        |                   |                       | 1,837,750.00         | 1,837,750.00          |
| 03/01/16 |        |                   |                       | 1,837,750.00         | 1,837,750.00          |
| 09/01/16 |        |                   |                       | 1,837,750.00         | 1,837,750.00          |
| 03/01/17 | 5.000% | 1,385,000         |                       | 1,837,750.00         | 3,222,750.00          |
| 09/01/17 |        |                   |                       | 1,803,125.00         | 1,803,125.00          |
| 03/01/18 | 5.000% | 3,310,000         |                       | 1,803,125.00         | 5,113,125.00          |
| 09/01/18 |        |                   |                       | 1,720,375.00         | 1,720,375.00          |
| 03/01/19 | 5.000% | 4,265,000         |                       | 1,720,375.00         | 5,985,375.00          |
| 09/01/19 |        |                   |                       | 1,613,750.00         | 1,613,750.00          |
| 03/01/20 | 5.000% | 4,885,000         |                       | 1,613,750.00         | 6,498,750.00          |
| 09/01/20 |        |                   |                       | 1,491,625.00         | 1,491,625.00          |
| 03/01/21 | 5.000% | 6,355,000         |                       | 1,491,625.00         | 7,846,625.00          |
| 09/01/21 |        |                   |                       | 1,332,750.00         | 1,332,750.00          |
| 03/01/22 | 5.000% | 6,970,000         |                       | 1,332,750.00         | 8,302,750.00          |
| 09/01/22 |        |                   |                       | 1,158,500.00         | 1,158,500.00          |
| 03/01/23 | 5.000% | 7,620,000         |                       | 1,158,500.00         | 8,778,500.00          |
| 09/01/23 |        |                   |                       | 968,000.00           | 968,000.00            |
| 03/01/24 | 5.000% | 8,005,000         | 30,715,000            | 968,000.00           | 39,688,000.00         |
|          |        | <u>42,795,000</u> | <u>30,715,000</u>     | <u>29,671,291.67</u> | <u>103,181,291.67</u> |

**\$73,510,000**  
**Montgomery County, Texas**  
**Limited Tax Refunding Bonds,**  
**Series 2014A**

**Schedule E - Arbitrage Yield Calculation**

| Date     | Total<br>Issue<br>Payments   | Discount<br>Factor @<br>2.304962% | Present<br>Value as of<br>08/26/14 |
|----------|------------------------------|-----------------------------------|------------------------------------|
| 03/01/15 | 2,144,041.67                 | 0.98829187                        | 2,118,938.95                       |
| 09/01/15 | 1,837,750.00                 | 0.97703176                        | 1,795,540.12                       |
| 03/01/16 | 1,837,750.00                 | 0.96589995                        | 1,775,082.63                       |
| 09/01/16 | 1,837,750.00                 | 0.95489496                        | 1,754,858.22                       |
| 03/01/17 | 3,222,750.00                 | 0.94401536                        | 3,042,325.51                       |
| 09/01/17 | 1,803,125.00                 | 0.93325972                        | 1,682,783.93                       |
| 03/01/18 | 5,113,125.00                 | 0.92262662                        | 4,717,505.25                       |
| 09/01/18 | 1,720,375.00                 | 0.91211467                        | 1,569,179.28                       |
| 03/01/19 | 5,985,375.00                 | 0.90172249                        | 5,397,147.25                       |
| 09/01/19 | 1,613,750.00                 | 0.89144871                        | 1,438,575.36                       |
| 03/01/20 | 6,498,750.00                 | 0.88129199                        | 5,727,296.30                       |
| 09/01/20 | 1,491,625.00                 | 0.87125098                        | 1,299,579.75                       |
| 03/01/21 | 7,846,625.00                 | 0.86132438                        | 6,758,489.43                       |
| 09/01/21 | 1,332,750.00                 | 0.85151088                        | 1,134,851.12                       |
| 03/01/22 | 8,302,750.00                 | 0.84180919                        | 6,989,331.22                       |
| 09/01/22 | 1,158,500.00                 | 0.83221803                        | 964,124.59                         |
| 03/01/23 | 8,778,500.00                 | 0.82273615                        | 7,222,389.30                       |
| 09/01/23 | 968,000.00                   | 0.81336230                        | 787,334.71                         |
| 03/01/24 | 39,688,000.00                | 0.80409526                        | 31,912,932.55                      |
|          | <b><u>103,181,291.67</u></b> |                                   | <b><u>88,088,265.46</u></b>        |

| Issue Price Calculation        |                      |
|--------------------------------|----------------------|
| + Par Amount of Issue          | 73,510,000.00        |
| + Accrued Interest             | 255,243.06           |
| +/- Original Issue Prem/(Disc) | 14,323,022.40        |
| <b>Issue Price:</b>            | <b>88,088,265.46</b> |
| - Qualified Guarantee          | 0.00                 |
| <b>Adjusted Issue Price:</b>   | <b>88,088,265.46</b> |
| Present Value Result:          | 88,088,265.46        |
| Variance:                      | 0.00                 |
| <b>Arbitrage Yield:</b>        | <b>2.304962%</b>     |

|   |               |
|---|---------------|
| <b>Schedule F1 - Escrow Fund</b><br><i>Remaining Balance Analysis</i> | <b>Fund 1</b> |
|---|---------------|

| <b>Summary - Fund 1</b>  |                  |
|--------------------------|------------------|
| Gross Earnings:          | \$651,835.93     |
| Internal Rate of Return: | 0.445194%        |
| Excess Earnings:         | (\$3,049,846.94) |

| Security<br>Type | Par<br>Amount | Coupon | Maturity<br>Date | Settlement<br>Date | Settlement<br>Price | Yield | Accreted<br>Price | Accrued<br>Interest | Computation<br>Date<br>Value |
|------------------|---------------|--------|------------------|--------------------|---------------------|-------|-------------------|---------------------|------------------------------|
| N/A              | N/A           | N/A    | N/A              | N/A                | N/A                 | N/A   | N/A               | N/A                 | 0.00                         |

Value as of September 30, 2020: **0.00**

**\$73,510,000**  
**Montgomery County, Texas**  
**Limited Tax Refunding Bonds,**  
**Series 2014A**

**Schedule F2 - Escrow Fund**  
**Net Nonpurpose Investments Cash Flow**

**Fund 1**

| Date             | Description | Net<br>Nonpurpose<br>Investments<br>Cash Flow | Muni-Days/<br>Computation<br>Date | Rebate Calculations      |                              | IRR Calculations         |                      |
|------------------|-------------|---|-----------------------------------|--------------------------|------------------------------|--------------------------|----------------------|
|                  |             |   |                                   | FV Factor @<br>2.304962% | FV As Of<br>09/30/20         | FV Factor @<br>0.445194% | FV As Of<br>09/30/20 |
| 08/26/14         | Deposit     | (87,086,671.36)                               | 2,194                             | 1.14989582               | (100,140,599.25)             | 1.02747257               | (89,479,166.32)      |
| 03/01/15         | Esc Rcpt.   | 2,468,565.22                                  | 2,009                             | 1.13643269               | 2,805,358.21                 | 1.02512721               | 2,530,593.38         |
| 09/01/15         | Esc Rcpt.   | 2,016,065.02                                  | 1,829                             | 1.12348474               | 2,265,018.28                 | 1.02285037               | 2,062,132.86         |
| 03/01/16         | Esc Rcpt.   | 65,216,065.10                                 | 1,649                             | 1.11068431               | 72,434,460.30                | 1.02057859               | 66,558,120.02        |
| 09/01/16         | Esc Rcpt.   | 441,406.61                                    | 1,469                             | 1.09802972               | 484,677.58                   | 1.01831186               | 449,489.59           |
| 03/01/17         | Esc Rcpt.   | 17,596,405.34                                 | 1,289                             | 1.08551932               | 19,101,237.93                | 1.01605016               | 17,878,830.47        |
| 09/30/20         | Balance     | 0.00  | 0                                 | 1.00000000               | 0.00                         | 1.00000000               | 0.00                 |
| <b>Earnings:</b> |             | <b><u>651,835.93</u></b>                      |                                   | <b>Excess Earnings:</b>  | <b><u>(3,049,846.94)</u></b> |                          | <b><u>(0.00)</u></b> |

**Schedule F3 - Escrow Fund**  
*Escrow Valuation*

**Fund 1**

|                                |               |
|--------------------------------|---------------|
| Issue Date:                    | 08/26/14      |
| Computation Date:              | 09/30/20      |
| Arbitrage Yield:               | 2.304962%     |
| Escrow Yield:                  | 0.445194%     |
| Escrow Deposit:                | 87,086,671.36 |
| Less Cash Deposit:             | 0.00          |
| Escrow Purchase Price:         | 87,086,671.36 |
| Value of Escrow on Issue Date: | 87,086,671.36 |
| Variance:                      | (0.00)        |

| Date     | Escrow<br>Receipt    | Value As Of<br>Issue Date<br>08/26/14 | Value As Of<br>Computation Date<br>09/30/20 |
|----------|----------------------|---------------------------------------|---|
| 03/01/15 | 2,468,565.22         | 2,462,930.34                          |   |
| 09/01/15 | 2,016,065.02         | 2,006,995.53                          |   |
| 03/01/16 | 65,216,065.10        | 64,778,488.26                         |   |
| 09/01/16 | 441,406.61           | 437,471.13                            |   |
| 03/01/17 | 17,596,405.34        | 17,400,786.10                         |   |
|          | <u>87,738,507.29</u> | <u>87,086,671.36</u>                  | <u>0.00</u>                                 |

**\$73,510,000**  
**Montgomery County, Texas**  
**Limited Tax Refunding Bonds,**  
**Series 2014A**

|  |               |
|--|---------------|
| <b>Schedule G1 - COO 2006 Project Fund</b> | <b>Fund 2</b> |
| <b>Remaining Balance Analysis</b>          |               |

| <b>Summary - Fund 2</b>  |              |
|--------------------------|--------------|
| Gross Earnings:          | \$191.37     |
| Internal Rate of Return: | 0.378350%    |
| Excess Earnings:         | (\$1,062.30) |

| Security Type       | Par Amount | Coupon | Maturity Date | Settlement Date | Settlement Price | Yield | Accreted Price | Accrued Interest | Value     |
|---------------------|------------|--------|---------------|-----------------|------------------|-------|----------------|------------------|-----------|
| ICT - Govt Sec      | 43,184.69  | N/A    | N/A           | N/A             | 100.000          | Var   | 100.000        | 0.04             | 43,184.73 |
| WoodForest Checking | 4,165.40   | N/A    | N/A           | N/A             | 100.000          | Var   | 100.000        | 0.03             | 4,165.43  |

**Value as of March 1, 2015: 47,350.16**

| Security Type       | Par Amount | Coupon | Maturity Date | Settlement Date | Settlement Price | Yield | Accreted Price | Accrued Interest | Value     |
|---------------------|------------|--------|---------------|-----------------|------------------|-------|----------------|------------------|-----------|
| ICT - Govt Sec      | 43,218.17  | N/A    | N/A           | N/A             | 100.000          | Var   | 100.000        | 0.29             | 43,218.46 |
| WoodForest Checking | 500.60     | N/A    | N/A           | N/A             | 100.000          | Var   | 100.000        | 0.01             | 500.61    |

**Value as of March 1, 2016: 43,719.07**

| Security Type | Par Amount | Coupon | Maturity Date | Settlement Date | Settlement Price | Yield | Accreted Price | Accrued Interest | Computation Date Value |
|---------------|------------|--------|---------------|-----------------|------------------|-------|----------------|------------------|------------------------|
| N/A           | N/A        | N/A    | N/A           | N/A             | N/A              | N/A   | N/A            | N/A              | 0.00                   |

**Value as of September 30, 2020: 0.00**

**\$73,510,000**  
**Montgomery County, Texas**  
**Limited Tax Refunding Bonds,**  
**Series 2014A**

**Schedule G2 - COO 2006 Project Fund**  
**Net Nonpurpose Investments Cash Flow**

**Fund 2**

| Date                            | Description   | Net<br>Nonpurpose<br>Investments<br>Cash Flow | Muni-Days/<br>Computation<br>Date      | Rebate Calculations              |                      | IRR Calculations         |                      |
|---------------------------------|---------------|---|--|----------------------------------|----------------------|--------------------------|----------------------|
|                                 |               |   |  | FV Factor @<br>2.304962%         | FV As Of<br>09/30/20 | FV Factor @<br>0.378350% | FV As Of<br>09/30/20 |
| 03/01/15                        | Balance       | (47,350.16)                                   | 2,009                                  | 1.13643269                       | (53,810.27)          | 1.02131816               | (48,359.58)          |
| 03/04/15                        | Deposit       | (1.07)  | 2,006                                  | 1.13621567                       | (1.22)               | 1.02128599               | (1.09)               |
| 03/31/15                        | W/D           | 1.20  | 1,980                                  | 1.13433659                       | 1.36                 | 1.02100722               | 1.23                 |
| 04/10/15                        | W/D           | 2,296.06                                      | 1,970                                  | 1.13361469                       | 2,602.85             | 1.02090002               | 2,344.05             |
| 04/15/15                        | Deposit       | (1.20)  | 1,965                                  | 1.13325392                       | (1.36)               | 1.02084643               | (1.23)               |
| 04/30/15                        | W/D           | 1.37  | 1,950                                  | 1.13217228                       | 1.55                 | 1.02068566               | 1.40                 |
| 05/31/15                        | Deposit       | (1.37)  | 1,920                                  | 1.13001210                       | (1.55)               | 1.02036420               | (1.40)               |
| 06/24/15                        | W/D           | 1.50  | 1,896                                  | 1.12828693                       | 1.69                 | 1.02010711               | 1.53                 |
| 06/24/15                        | Deposit       | (1.50)  | 1,896                                  | 1.12828693                       | (1.69)               | 1.02010711               | (1.53)               |
| 06/30/15                        | W/D           | 1.46  | 1,890                                  | 1.12785604                       | 1.65                 | 1.02004284               | 1.49                 |
| 07/20/15                        | Deposit       | (1.46)  | 1,870                                  | 1.12642096                       | (1.64)               | 1.01982866               | (1.49)               |
| 07/31/15                        | W/D           | 1.48  | 1,860                                  | 1.12570410                       | 1.67                 | 1.01972159               | 1.51                 |
| 08/14/15                        | Deposit       | (1.48)  | 1,846                                  | 1.12470127                       | (1.66)               | 1.01957170               | (1.51)               |
| 08/31/15                        | W/D           | 1.47  | 1,830                                  | 1.12355626                       | 1.65                 | 1.01940043               | 1.50                 |
| 09/21/15                        | Deposit       | (1.47)  | 1,809                                  | 1.12205521                       | (1.65)               | 1.01917568               | (1.50)               |
| 09/30/15                        | W/D           | 1.42  | 1,800                                  | 1.12141252                       | 1.59                 | 1.01907938               | 1.45                 |
| 10/09/15                        | Deposit       | (1.42)  | 1,791                                  | 1.12077020                       | (1.59)               | 1.01898308               | (1.45)               |
| 02/22/16                        | W/D           | 1,375.00                                      | 1,658                                  | 1.11132085                       | 1,528.07             | 1.01756109               | 1,399.15             |
| 03/01/16                        | Balance       | 43,719.07                                     | 1,649                                  | 1.11068431                       | 48,558.09            | 1.01746494               | 44,482.62            |
| <b>Earnings:</b>                |               | <b>38.90</b>                                  |  | <b>Excess Earnings:</b>          | <b>(1,122.47)</b>    |                          | <b>(134.85)</b>      |
| <b>Allocable %:</b>             |               | <b>3.268%</b>                                 |  | <b>Allocable %:</b>              | <b>3.268%</b>        |                          | <b>3.268%</b>        |
| <b>Adjusted Earnings:</b>       |               | <b>1.27</b>                                   |  | <b>Adjusted Excess Earnings:</b> | <b>(36.69)</b>       |                          | <b>(4.41)</b>        |
| 03/01/16                        | Balance       | (43,719.07)                                   | 1,649                                  | 1.11068431                       | (48,558.09)          | 1.01746494               | (44,482.62)          |
| 08/24/16                        | W/D           | 10.00   | 1,476                                  | 1.09851914                       | 10.99                | 1.01561842               | 10.16                |
| 09/01/16                        | Deposit       | (10.00)                                       | 1,469                                  | 1.09802972                       | (10.98)              | 1.01554378               | (10.16)              |
| 04/26/17                        | W/D           | 24,603.96                                     | 1,234                                  | 1.08172520                       | 26,614.72            | 1.01304106               | 24,924.82            |
| 06/02/17                        | W/D           | 18,413.35                                     | 1,198                                  | 1.07924896                       | 19,872.59            | 1.01265821               | 18,646.43            |
| 06/05/17                        | W/D           | 904.52  | 1,195                                  | 1.07904286                       | 976.02               | 1.01262631               | 915.94               |
| 06/05/17                        | Disb Acct Int | 0.13  | 1,195                                  | 1.07904286                       | 0.14                 | 1.01262631               | 0.13                 |
| 09/30/20                        | Balance       | 0.00  | 0                                      | 1.00000000                       | 0.00                 | 1.00000000               | 0.00                 |
| <b>Earnings:</b>                |               | <b>202.89</b>                                 |  | <b>Excess Earnings:</b>          | <b>(1,094.61)</b>    |                          | <b>4.70</b>          |
| <b>Allocable %:</b>             |               | <b>93.696%</b>                                |  | <b>Allocable %:</b>              | <b>93.696%</b>       |                          | <b>93.696%</b>       |
| <b>Adjusted Earnings:</b>       |               | <b>190.10</b>                                 |  | <b>Adjusted Excess Earnings:</b> | <b>(1,025.61)</b>    |                          | <b>4.41</b>          |
| <b>Total Earnings:</b>          |               | <b>241.79</b>                                 |  |                                  |                      |                          |                      |
| <b>Total Adjusted Earnings:</b> |               | <b><u>191.37</u></b>                          | <b>Total Adjusted Excess Earnings:</b> | <b><u>(1,062.30)</u></b>         |                      |                          | <b><u>0.00</u></b>   |

**\$73,510,000**  
**Montgomery County, Texas**  
**Limited Tax Refunding Bonds,**  
**Series 2014A**

**Schedule H1 - COO 2008 Project Fund**  
**Remaining Balance Analysis**

**Fund 3**

| <b>Summary - Fund 3</b>  |            |
|--------------------------|------------|
| Gross Earnings:          | \$157.01   |
| Internal Rate of Return: | 0.632066%  |
| Excess Earnings:         | (\$447.33) |

| <b>Security Type</b> | <b>Par Amount</b> | <b>Coupon</b> | <b>Maturity Date</b> | <b>Settlement Date</b> | <b>Settlement Price</b> | <b>Yield</b> | <b>Accreted Price</b> | <b>Accrued Interest</b> | <b>Value as of 03/01/17</b> |
|----------------------|-------------------|---------------|----------------------|------------------------|-------------------------|--------------|-----------------------|-------------------------|-----------------------------|
| ICT - Govt Sec       | 198,314.33        | N/A           | N/A                  | N/A                    | 100.000                 | Variable     | 100.000               | 3.08                    | 198,317.41                  |
| WoodForest Checking  | 842.46            | N/A           | N/A                  | N/A                    | 100.000                 | Variable     | 100.000               | 0.02                    | 842.48                      |
| AIM - Govt Sec       | 35,932.50         | N/A           | N/A                  | N/A                    | 100.000                 | Variable     | 100.000               | 0.52                    | 35,933.02                   |

**Value as of March 1, 2017:**

**235,092.90**

| <b>Security Type</b> | <b>Par Amount</b> | <b>Coupon</b> | <b>Maturity Date</b> | <b>Settlement Date</b> | <b>Settlement Price</b> | <b>Yield</b> | <b>Accreted Price</b> | <b>Accrued Interest</b> | <b>Computation Date Value</b> |
|----------------------|-------------------|---------------|----------------------|------------------------|-------------------------|--------------|-----------------------|-------------------------|-------------------------------|
| N/A                  | N/A               | N/A           | N/A                  | N/A                    | N/A                     | N/A          | N/A                   | N/A                     | 0.00                          |

**Value as of September 30, 2020:**

**0.00**



**\$73,510,000**  
**Montgomery County, Texas**  
**Limited Tax Refunding Bonds,**  
**Series 2014A**

**Schedule H2 - COO 2008 Project Fund**  
**Net Nonpurpose Investments Cash Flow**

**Fund 3**

| Date                      | Description   | Net<br>Nonpurpose<br>Investments<br>Cash Flow | Muni-Days/<br>Computation<br>Date | Rebate Calculations              |                        | IRR Calculations         |                      |
|---------------------------|---------------|---|-----------------------------------|----------------------------------|------------------------|--------------------------|----------------------|
|                           |               |   |                                   | FV Factor @<br>2.304962%         | FV As Of<br>09/30/20   | FV Factor @<br>0.632066% | FV As Of<br>09/30/20 |
| 03/01/17                  | Balance       | (235,092.90)                                  | 1,289                             | 1.08551932                       | (255,197.89)           | 1.02285300               | (240,465.48)         |
| 03/31/17                  | W/D           | 16.01   | 1,260                             | 1.08351713                       | 17.35                  | 1.02233315               | 16.37                |
| 04/01/17                  | Deposit       | (16.01)                                       | 1,259                             | 1.08344815                       | (17.35)                | 1.02231523               | (16.37)              |
| 04/26/17                  | W/D           | 74,169.74                                     | 1,234                             | 1.08172520                       | 80,231.28              | 1.02186731               | 75,791.63            |
| 04/30/17                  | W/D           | 18.52   | 1,230                             | 1.08144978                       | 20.03                  | 1.02179566               | 18.92                |
| 05/01/17                  | Deposit       | (18.52)                                       | 1,229                             | 1.08138094                       | (20.03)                | 1.02177775               | (18.92)              |
| 05/31/17                  | W/D           | 20.63   | 1,200                             | 1.07938638                       | 22.27                  | 1.02125845               | 21.07                |
| 06/01/17                  | Deposit       | (20.63)                                       | 1,199                             | 1.07931767                       | (22.27)                | 1.02124054               | (21.07)              |
| 06/02/17                  | W/D           | 124,578.60                                    | 1,198                             | 1.07924896                       | 134,451.32             | 1.02122264               | 127,222.49           |
| 06/02/17                  | W/D           | 35,987.66                                     | 1,198                             | 1.07924896                       | 38,839.64              | 1.02122264               | 36,751.41            |
| 06/05/17                  | W/D           | 684.66  | 1,195                             | 1.07904286                       | 738.78                 | 1.02116894               | 699.15               |
| 06/05/17                  | Disb Accd Int | 0.10  | 1,195                             | 1.07904286                       | 0.10                   | 1.02116894               | 0.10                 |
| 06/30/17                  | W/D           | 0.68  | 1,170                             | 1.07732692                       | 0.73                   | 1.02072152               | 0.69                 |
| 07/01/17                  | Deposit       | (0.68)  | 1,169                             | 1.07725834                       | (0.73)                 | 1.02070362               | (0.69)               |
| 08/01/17                  | W/D           | 0.68  | 1,139                             | 1.07520293                       | 0.73                   | 1.02016699               | 0.69                 |
| 09/30/20                  | Balance       | 0.00  | 0                                 | 1.00000000                       | 0.00                   | 1.00000000               | 0.00                 |
| <b>Earnings:</b>          |               | <b>328.53</b>                                 |                                   | <b>Excess Earnings:</b>          | <b>(936.02)</b>        |                          | <b>(0.00)</b>        |
| <b>Allocable %:</b>       |               | <b>47.790%</b>                                |                                   | <b>Allocable %:</b>              | <b>47.790%</b>         |                          | <b>47.790%</b>       |
| <b>Adjusted Earnings:</b> |               | <b><u>157.01</u></b>                          |                                   | <b>Adjusted Excess Earnings:</b> | <b><u>(447.33)</u></b> |                          | <b><u>(0.00)</u></b> |

**Schedule H3 - COO 2008 Project Fund**  
**Commingled Fund Adjustment Analysis**

**Fund 3**

| Date     | Description   | 2008         | 2014A      | 2016      | Total      |
|----------|---------------|--------------|------------|-----------|------------|
| 03/01/17 | Beg Balance   | 235,092.90   |            |           | 235,092.90 |
|          | % TP to 2014A | 47.790%      |            |           |            |
|          | Transfer Amt  | (112,352.02) | 112,352.02 |           |            |
|          | Subtotal      | 122,740.88   | 112,352.02 |           | 235,092.90 |
|          | % TP to 2016  | 53.479%      |            |           |            |
|          | Transfer Amt  | (65,640.19)  |            | 65,640.19 |            |
|          | End Balance   | 57,100.70    | 112,352.02 | 65,640.19 | 235,092.90 |
|          | % Allocable   | 24.289%      | 47.790%    | 27.921%   | 100.000%   |

|  |               |
|--|---------------|
| <b>Schedule I1 - Defeasance Escrow Fund</b><br><i>Remaining Balance Analysis</i> | <b>Fund 4</b> |
|--|---------------|

| <b>Summary - Fund 4</b>  |              |
|--------------------------|--------------|
| Gross Earnings:          | \$140,348.09 |
| Internal Rate of Return: | 2.212558%    |
| Excess Earnings:         | (\$5,943.46) |

| Security<br>Type                       | Par<br>Amount | Coupon   | Maturity<br>Date | Settlement<br>Date | Settlement<br>Price | Yield  | Accreted<br>Price | Accrued<br>Interest | Computation<br>Date<br>Value |
|--|---------------|----------|------------------|--------------------|---------------------|--------|-------------------|---------------------|------------------------------|
| Escrowed Securities                    | 1,828,162.18  | Variable | 02/28/21         | 05/23/19           | 100.000             | 2.213% | 100.000           | 0.00                | 1,828,162.18                 |
| <b>Value as of September 30, 2020:</b> |               |          |                  |                    |                     |        |                   |                     | <b><u>1,828,162.18</u></b>   |

**\$73,510,000**  
**Montgomery County, Texas**  
**Limited Tax Refunding Bonds,**  
**Series 2014A**

**Schedule I2 - Defeasance Escrow Fund**  
**Net Nonpurpose Investments Cash Flow**

**Fund 4**

| Date      | Description | Net<br>Nonpurpose<br>Investments<br>Cash Flow | Muni-Days/<br>Computation<br>Date | Rebate Calculations      |                      | IRR Calculations         |                      |
|-----------|-------------|---|-----------------------------------|--------------------------|----------------------|--------------------------|----------------------|
|           |             |   |                                   | FV Factor @<br>2.304962% | FV As Of<br>09/30/20 | FV Factor @<br>2.212558% | FV As Of<br>09/30/20 |
| 05/23/19  | Deposit     | (6,951,328.47)                                | 487                               | 1.03148830               | (7,170,213.98)       | 1.03021410               | (7,161,356.63)       |
| 08/31/19  | W/D         | 167,072.50                                    | 390                               | 1.02513840               | 171,272.44           | 1.02412416               | 171,102.98           |
| 02/29/20  | W/D         | 5,052,391.25                                  | 211                               | 1.01352029               | 5,120,701.06         | 1.01297776               | 5,117,959.99         |
| 08/31/20  | W/D         | 44,050.63                                     | 30                                | 1.00191164               | 44,134.84            | 1.00183536               | 44,131.48            |
| 09/30/20  | Balance     | 1,828,162.18                                  | 0                                 | 1.00000000               | 1,828,162.18         | 1.00000000               | 1,828,162.18         |
| Earnings: |             | <u>140,348.09</u>                             |                                   | Excess Earnings:         | <u>(5,943.46)</u>    |                          | <u>0.00</u>          |

**Schedule I3 - Defeasance Escrow Fund**

**Fund 4**

**Escrow Valuation**

|                                |              |
|--------------------------------|--------------|
| Issue Date:                    | 08/26/14     |
| Computation Date:              | 09/30/20     |
| Arbitrage Yield:               | 2.304962%    |
| Escrow Yield:                  | 2.212558%    |
| Escrow Deposit:                | 6,951,328.47 |
| Less Cash Deposit:             | 0.00         |
| Escrow Purchase Price:         | 6,951,328.47 |
| Value of Escrow on Issue Date: | 6,951,328.47 |
| Variance:                      | (0.00)       |

| Date     | Escrow<br>Receipt          | Value As Of<br>05/23/19    | Value As Of<br>Computation Date<br>09/30/20 |
|----------|----------------------------|----------------------------|---|
| 08/31/19 | 167,072.50                 | 166,074.73                 |   |
| 02/29/20 | 5,052,391.25               | 4,967,873.30               |   |
| 08/31/20 | 44,050.63                  | 42,834.57                  |   |
| 02/28/21 | 1,844,775.00               | 1,774,545.87               | 1,828,162.18                                |
|          | <b><u>7,108,289.38</u></b> | <b><u>6,951,328.47</u></b> | <b><u>1,828,162.18</u></b>                  |



\$15,880,000

Montgomery County, Texas

Pass-Through Toll Revenue and Limited Tax Refunding Bonds  
Series 2012

INTERIM ARBITRAGE REBATE ANALYSIS

For the Computation Period:  
October 2, 2012 – September 30, 2020

BLX 

**TABLE OF CONTENTS**

Transmittal Letter

Opinion by Orrick, Herrington & Sutcliffe LLP

Notes and Assumptions

Definitions

The Bonds

Schedule A - Summary of Rebate Analysis

Schedule B - Sources & Uses of Funds

Schedule C - Annual Debt Service & Production

Schedule D - Semi-Annual Debt Service

Schedule E - Arbitrage Yield Calculation

Rebate Computations



BLX Group LLC

2711 N. Haskell Ave., Lockbox 35, Suite 2600 SW

Dallas, TX 75204

Ph 214 989 2700 Fx 214 989 2712

blxgroup.com

October 12, 2020

Montgomery County  
P.O. Box 539  
Conroe, Texas 77305

Re: \$15,880,000  
Montgomery County, Texas  
Pass-Through Toll Revenue and Limited Tax Refunding Bonds  
Series 2012  
Interim Arbitrage Rebate Analysis  
Computation Period: October 2, 2012 through September 30, 2020

Ladies and Gentlemen:

This report (the "Report"), which is being delivered to you pursuant to our engagement letter, consists of computations and the assumptions on which such computations are based with respect to the rebate liability of the Montgomery County, Texas (the "Issuer") in connection with the above-captioned issue (the "Bonds") for the above-referenced period (the "Interim Computation Period").

The computations herein are based on an analysis of existing laws, regulations, and rulings. The Department of the Treasury ("Treasury") may publish additional regulations and supplement, amend, or interpret such laws, regulations, and rulings from time to time, with the result that the amount of rebate liability described in the Report may be subject to adjustment under such future pronouncements.

The scope of our engagement was limited to preparing the Report based on information supplied to us. In accordance with our engagement letter (which is incorporated herein by reference), our engagement did not include determination of whether securities allocable to proceeds of the Bonds were purchased at fair market value within the meaning of the Treasury Regulations, or an audit or review of the investments acquired with gross proceeds or the payment of debt service on the Bonds. With your permission, we have relied entirely on the information provided to us without independent verification, and we express no opinion as to the completeness, accuracy, or suitability of such information for purposes of calculating rebate liability with respect to the Bonds. We have undertaken no responsibility to audit or review the tax-exempt status of interest on the Bonds or any other aspect of the Bond program. We are under no obligation to consider any information obtained by us pursuant to this engagement for any purpose other than determining such rebate liability. Also, we have no obligation to update this Report because of any events occurring, changes in existing laws, regulations, or rulings or interpretations thereof, or data or information received, subsequent to the date hereof.





Montgomery County, Texas  
October 12, 2020  
Page 2

For the Interim Computation Period October 2, 2012 through September 30, 2020:

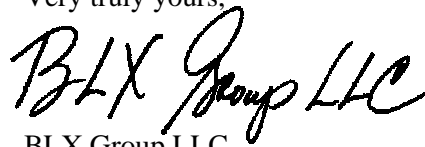
|                                 |               |
|---------------------------------|---------------|
| Allowable Yield on Investments: | 2.716437%     |
| Cumulative Rebate Liability:    | <u>\$0.00</u> |

One hundred percent (100%) of the Cumulative Rebate Liability (reduced by any applicable computation date credits) is required to be rebated to the United States no later than 60 days after March 1, 2022 (the final redemption date of the Bonds). Such Cumulative Rebate Liability is subject to change, however, pursuant to computations undertaken up to and including March 1, 2022. Additionally, should the Bonds be retired prior to March 1, 2022, 100% of the Cumulative Rebate Liability (reduced by any applicable computation date credits) as of such retirement date will become due and payable within 60 days.

This Report does not address or determine the amount of any penalty in lieu of rebate that may be payable with respect to the Bonds.

This Report is not to be used, circulated, quoted, referred to, or relied upon by any other person without our express written permission.

Very truly yours,

  
BLX Group LLC



October 12, 2020

Montgomery County, Texas  
P.O. Box 539  
Conroe, Texas 77305

**Orrick, Herrington & Sutcliffe LLP**  
777 South Figueroa Street  
Suite 3200  
Los Angeles, CA 90017-5855  
+1 213 629 2020  
[orrick.com](http://orrick.com)

Re: \$15,880,000  
Montgomery County, Texas  
Pass-Through Toll Revenue and Limited Tax Refunding Bonds  
Series 2012  
Interim Arbitrage Rebate Analysis  
Computation Period: October 2, 2012 through September 30, 2020

Ladies and Gentlemen:

This opinion is being delivered to you pursuant to our engagement to provide certain legal services and accompanies a report (the "Report") prepared on the date hereof by BLX Group LLC ("BLX") consisting of computations and the assumptions on which such computations are based with respect to the rebate liability of the Montgomery County, Texas (the "Issuer") in connection with the above-captioned issue (the "Bonds") for the above-referenced period (the "Interim Computation Period"). In particular, we note that our opinion is specifically subject to the notes and assumptions contained in the Report.

The opinion expressed herein is based on an analysis of existing laws, regulations, and rulings. The Department of the Treasury ("Treasury") may publish additional regulations and supplement, amend, or interpret such laws, regulations, and rulings from time to time, with the result that the amount of rebate liability described in the Report and in this opinion may be subject to adjustment under such future pronouncements.

The scope of our engagement was limited to preparing this opinion, based on information supplied to us by you and BLX. Our engagement did not include determination of whether securities allocable to proceeds of the Bonds were purchased at fair market value within the meaning of the Treasury Regulations, or an audit or review of the investments acquired with gross proceeds or the payment of debt service on the Bonds. With your permission, we have relied entirely on information provided by you and BLX without independent verification, and we express no opinion as to the completeness, accuracy, or suitability of such information for purposes of calculating rebate liability with respect to the Bonds. We have undertaken no responsibility to audit or review the tax-exempt status of interest on the Bonds or any other aspect of the Bond program. No opinion is expressed on any matter other than rebate liability to the extent set forth below, and we are under no obligation to consider any information obtained by us pursuant to this engagement for any purpose other than determining such rebate liability. Also, we have no obligation to update this opinion because of any events occurring, changes in existing laws, regulations, or rulings or interpretations thereof, or data or information received, subsequent to the date hereof.



Based on and subject to the foregoing, and subject to the notes and assumptions contained in the Report, in our opinion, the computations shown in the Report were performed in accordance with applicable federal law and regulations and reflect the following:

For the Interim Computation Period October 2, 2012 through September 30, 2020:

|                                 |               |
|---------------------------------|---------------|
| Allowable Yield on Investments: | 2.716437%     |
| Cumulative Rebate Liability:    | <u>\$0.00</u> |

This opinion and Report do not address or determine the amount of any penalty in lieu of rebate that may be payable with respect to the Bonds.

This opinion is not to be used, circulated, quoted, referred to, or relied upon by any other person without our express written permission.

Very truly yours,

A handwritten signature in black ink that reads "Orrick, Herrington &amp; Sutcliffe LLP". The signature is written in a cursive, flowing style.

ORRICK, HERRINGTON & SUTCLIFFE LLP

**NOTES AND ASSUMPTIONS**

1. The Dated Date of the Bonds is October 1, 2012.
2. The Issue Date of the Bonds is October 2, 2012.
3. The Interim Computation Period is October 2, 2012 to September 30, 2020.
4. The Bonds constitute one issue for federal taxation purposes and are not treated as part of any other issue of governmental obligations.
5. The end of the first Bond Year with respect to the Bonds for purposes of determining installment computation dates is October 2, 2013. Subsequent Bond Years end annually thereafter until the final redemption date of the Bonds.
6. For debt service, yield, and investment cash flow purposes, all payments and receipts with respect to the Bonds and proceeds thereof are accurately set forth in the schedules contained herein.
7. The purchase price of each investment is at fair market value, exclusive of brokerage commissions, administrative expenses, or similar expenses and is representative of an arm's length transaction which did not reduce the rebate amount required to be paid to the United States.

On January 19, 2017, proceeds of the Issuer were used to defease the Bonds in their entirety on March 1, 2022.

8. The Bonds are not "refunded" bonds. The Bonds are "refunding" bonds, the proceeds of which were used to refund prior debt of the Issuer as described below (the "Prior Bonds"), and, therefore, give rise to transferred proceeds from the Prior Bonds pursuant to the Treasury Regulations. Accordingly, proceeds of the Prior Bonds, if any, cease to be treated as proceeds of the Prior Bonds and instead are treated as proceeds of the Bonds as proceeds of the Bonds are used to discharge principal of the Prior Bonds on March 1, 2014.

The following bonds of the Issuer have been refunded by the Bonds:

Pass-Through Toll Revenue and Limited Tax Bonds, Series 2009

9. The Debt Service Fund does not constitute a bona fide debt service fund in certain bond years; however, the allocable portion of this fund was invested at an average weighted yield less than the yield on the Bonds. Therefore, we have conservatively excluded such amounts from the calculation of rebate liability as its inclusion would only contribute additional negative arbitrage.
10. Certain amounts are subject to yield restriction and may not be invested at a yield materially higher than the yield on the Bonds. Any excess spread is eligible for yield reduction payments pursuant to 1993 Regulations Section 1.148-5.

**DEFINITIONS**

1. 1992 Regulations: The Treasury Regulations issued on May 18, 1992.
2. 1993 Regulations: The Treasury Regulations issued on June 14, 1993.
3. Treasury Regulations: Either the 1992 Regulations or the 1993 Regulations, as applicable.
4. Bona Fide Debt Service Fund: Pursuant to Section 148(f)(4)(A) of the Internal Revenue Code (the “Code”), amounts held in a bona fide debt service fund in connection with either short term, private activity or variable rate bonds are not subject to rebate if gross earnings on such fund do not exceed \$100,000 in each bond year. Amounts held in a bona fide debt service fund for all other bond issues are not subject to rebate. As defined in Section 1.148-1(b) of the 1993 Regulations, a bona fide debt service fund may include proceeds of an issue.
5. Commingled Fund: As defined in Section 1.148-4(a)(4) of the 1992 Regulations or Section 1.148-1(b) of the 1993 Regulations.

Commingled Funds arise when gross proceeds of a bond issue are mixed or “commingled” with other monies (e.g., proceeds of other bonds issues, equity contributions, revenues, etc.). Uncommingling generally entails employing one of the methodologies allowable under the Treasury Regulations to identify the portions of investments, and earnings thereon, made with gross proceeds of the bond issue under examination.

6. Qualified Guarantee: As defined in Section 1.148-3(b)(12) of the 1992 Regulations or Section 1.148-4(f) of the 1993 Regulations.
7. Qualified Hedge: As defined in Section 1.148-4(h)(2) of the 1993 Regulations.
8. Transferred Proceeds: As defined in Section 1.148-11(c) of the 1992 Regulations or Section 1.148-9(b) of the 1993 Regulations.

Transferred Proceeds arise when a bond issue (the “Refunding Bonds”) defeases or redeems one or more bond issues (the “Refunded Bonds”). Proceeds of the Refunded Bonds become Transferred Proceeds of the Refunding Bonds as proceeds of the Refunding Bonds are used to redeem principal of the Refunded Bonds. Subsequent to being transferred, arbitrage earnings on Transferred Proceeds are calculated using the arbitrage yield of the Refunding Bonds.

9. Yield Restricted Funds: Any funds required to be invested at a yield that is not materially higher than the yield on the Bonds under Section 148(a) of the Code and Section 1.148-2 of the 1993 Regulations.

Yield restricted funds typically arise in connection with project, construction or acquisition proceeds that remain unspent subsequent to the expiration of the allocable “temporary period” during which such proceeds can be invested without regard to yield. Yield restricted funds also arise in connection with advance refundings, sinking funds, and over-funded reserve funds.

10. Universal Cap: As described in Section 1.148-4(b)(3) of the 1992 Regulations or Section 1.148-6(b)(2) of the 1993 Regulations.
11. Computation Date Credit: Per Section 1.148-2(b)(4) of the 1992 Regulations, a \$3,000 credit is applied on each eligible computation date. Per Section 1.148-3(d)(iv) of the 1993 Regulations, a \$1,000 credit is applied on the last day of each Bond Year during which amounts are allocated to gross proceeds of an issue that are subject to the rebate requirement. In addition, pursuant to Final Treasury Regulations, dated July 18, 2016, for any Bond Year ending in 2007, a computation date credit in the amount of \$1,400 and, for Bond Years ending after 2007, a computation date credit in the amount of \$1,400 or higher (as adjusted in the future for inflation as described in said Regulations) is applicable.

\$15,880,000  
**Montgomery County, Texas**  
**Pass-Through Toll Revenue and Limited Tax Refunding Bonds**  
**Series 2012**

**Schedule A - Summary of Rebate Analysis**

Issue Date: October 2, 2012  
Rebate Computation Date: September 30, 2020  
Client Matter Number: 42182-3834

| Fund<br>Reference<br>Number | Fund<br>Description | Current<br>Fund Status | Computation<br>Date<br>Valuation | Gross<br>Earnings         | Internal<br>Rate of<br>Return | Excess<br>Earnings           |
|-----------------------------|---------------------|------------------------|----------------------------------|---------------------------|-------------------------------|------------------------------|
| 1                           | Escrow Fund         | Inactive               | \$0.00                           | \$45,160.45               | 0.179310%                     | (\$772,765.89)               |
| 2                           | 2009 Project Fund   | Inactive               | \$0.00                           | \$21.93                   | 0.032321%                     | (\$2,115.78)                 |
| <b>Totals:</b>              |                     |                        | <b><u>\$0.00</u></b>             | <b><u>\$45,182.38</u></b> |                               | <b><u>(\$774,881.67)</u></b> |

| <b>Summary</b>                      |          |              |                              |
|-------------------------------------|----------|--------------|------------------------------|
| Arbitrage Yield:                    |          |              | 2.716437%                    |
| Return on Investments:              |          |              | 0.178917%                    |
| Shortfall %:                        |          |              | -2.537520%                   |
| Actual Gross Earnings:              |          |              | 45,182.38                    |
| Allowable Gross Earnings:           |          |              | 820,064.04                   |
| <b>Excess Earnings:</b>             |          |              | <b><u>(\$774,881.67)</u></b> |
| FV of Computation Date Credit:      | 10/02/13 | (\$1,590.00) | (\$1,920.25)                 |
| FV of Computation Date Credit:      | 10/02/14 | (\$1,620.00) | (\$1,904.40)                 |
| FV of Computation Date Credit:      | 10/02/15 | (\$1,650.00) | (\$1,888.03)                 |
| <b>Cumulative Rebate Liability:</b> |          |              | <b><u>(\$780,594.34)</u></b> |

**\$15,880,000**  
**Montgomery County, Texas**  
**Pass-Through Toll Revenue and Limited Tax Refunding Bonds**  
**Series 2012**

**Schedule B - Sources & Uses of Funds**

| <i>Sources of Funds</i>   | <b>Bond<br/>Proceeds</b>    | <b>Prior Bond<br/>Proceeds</b> | <b>Other<br/>Sources</b> | <b>Total</b>                |
|---------------------------|-----------------------------|--------------------------------|--------------------------|-----------------------------|
| Par Amount                | 15,880,000.00               |                                |                          |                             |
| + Original Issue Premium  | 2,495,611.85                |                                |                          |                             |
| - Original Issue Discount | <u>0.00</u>                 |                                |                          |                             |
| Net Production            | 18,375,611.85               |                                |                          | 18,375,611.85               |
| Accrued Interest          | 2,018.89                    |                                |                          | 2,018.89                    |
| Issuer Contribution       |                             |                                | 122,000.00               | 122,000.00                  |
| <b>Total Sources:</b>     | <b><u>18,377,630.74</u></b> | <b><u>0.00</u></b>             | <b><u>122,000.00</u></b> | <b><u>18,499,630.74</u></b> |
| <br><i>Uses of Funds</i>  |                             |                                |                          |                             |
| Escrow Fund               | 18,129,995.66               |                                | 122,000.00               | 18,251,995.66               |
| Costs of Issuance         | 146,366.19                  |                                |                          | 146,366.19                  |
| Underwriter's Discount    | 99,250.00                   |                                |                          | 99,250.00                   |
| Debt Service Fund         | <u>2,018.89</u>             |                                |                          | <u>2,018.89</u>             |
| <b>Total Uses:</b>        | <b><u>18,377,630.74</u></b> | <b><u>0.00</u></b>             | <b><u>122,000.00</u></b> | <b><u>18,499,630.74</u></b> |



**\$15,880,000**  
**Montgomery County, Texas**  
**Pass-Through Toll Revenue and Limited Tax Refunding Bonds**  
**Series 2012**

**Schedule C - Annual Debt Service & Production**

| Period<br>Ending | Coupon | Par<br>Amount            | Yield  | Price   | Interest                    | Debt<br>Service             | Production                  |
|------------------|--------|--------------------------|--------|---------|-----------------------------|-----------------------------|-----------------------------|
| 03/01/13         |        |                          |        |         | 302,833.33                  | 302,833.33                  |                             |
| 03/01/14         |        |                          |        |         | 726,800.00                  | 726,800.00                  |                             |
| 03/01/15         |        |                          |        |         | 726,800.00                  | 726,800.00                  |                             |
| 03/01/16         |        |                          |        |         | 726,800.00                  | 726,800.00                  |                             |
| 03/01/17         |        |                          |        |         | 726,800.00                  | 726,800.00                  |                             |
| 03/01/18         |        |                          |        |         | 726,800.00                  | 726,800.00                  |                             |
| 03/01/19         |        |                          |        |         | 726,800.00                  | 726,800.00                  |                             |
| 03/01/20         |        |                          |        |         | 726,800.00                  | 726,800.00                  |                             |
| 03/01/21         |        |                          |        |         | 726,800.00                  | 726,800.00                  |                             |
| 03/01/22         | 5.000% | 1,120,000                | 2.090% | 124.749 | 726,800.00                  | 1,846,800.00                | 1,397,188.80                |
| 03/01/23         | 5.000% | 1,175,000                | 2.270% | 123.020 | 670,800.00                  | 1,845,800.00                | 1,445,485.00                |
| 03/01/24         | 5.000% | 1,235,000                | 2.350% | 122.261 | 612,050.00                  | 1,847,050.00                | 1,509,923.35                |
| 03/01/25         | 5.000% | 1,300,000                | 2.450% | 121.320 | 550,300.00                  | 1,850,300.00                | 1,577,160.00                |
| 03/01/26         | 5.000% | 1,370,000                | 2.530% | 120.573 | 485,300.00                  | 1,855,300.00                | 1,651,850.10                |
| 03/01/27         | 5.000% | 1,440,000                | 2.600% | 119.924 | 416,800.00                  | 1,856,800.00                | 1,726,905.60                |
| 03/01/28         | 5.000% | 1,515,000                | 2.660% | 119.371 | 344,800.00                  | 1,859,800.00                | 1,808,470.65                |
| 03/01/29         | 5.000% | 1,590,000                | 2.700% | 119.004 | 269,050.00                  | 1,859,050.00                | 1,892,163.60                |
| 03/01/30         | 3.000% | 1,655,000                | 3.130% | 98.263  | 189,550.00                  | 1,844,550.00                | 1,626,252.65                |
| 03/01/31         | 3.000% | 1,705,000                | 3.190% | 97.367  | 139,900.00                  | 1,844,900.00                | 1,660,107.35                |
| 03/01/32         | 5.000% | 1,775,000                | 2.900% | 117.189 | 88,750.00                   | 1,863,750.00                | 2,080,104.75                |
|                  |        | <b><u>15,880,000</u></b> |        |         | <b><u>10,611,333.33</u></b> | <b><u>26,491,333.33</u></b> | <b><u>18,375,611.85</u></b> |

**\$15,880,000**  
**Montgomery County, Texas**  
**Pass-Through Toll Revenue and Limited Tax Refunding Bonds**  
**Series 2012**

**Schedule D - Semi-Annual Debt Service**

| Date     | Coupon | Principal Amount        | Accelerated Principal    | Interest                   | Debt Service                |
|----------|--------|-------------------------|--------------------------|----------------------------|-----------------------------|
| 03/01/13 |        |                         |                          | 302,833.33                 | 302,833.33                  |
| 09/01/13 |        |                         |                          | 363,400.00                 | 363,400.00                  |
| 03/01/14 |        |                         |                          | 363,400.00                 | 363,400.00                  |
| 09/01/14 |        |                         |                          | 363,400.00                 | 363,400.00                  |
| 03/01/15 |        |                         |                          | 363,400.00                 | 363,400.00                  |
| 09/01/15 |        |                         |                          | 363,400.00                 | 363,400.00                  |
| 03/01/16 |        |                         |                          | 363,400.00                 | 363,400.00                  |
| 09/01/16 |        |                         |                          | 363,400.00                 | 363,400.00                  |
| 03/01/17 |        |                         |                          | 363,400.00                 | 363,400.00                  |
| 09/01/17 |        |                         |                          | 363,400.00                 | 363,400.00                  |
| 03/01/18 |        |                         |                          | 363,400.00                 | 363,400.00                  |
| 09/01/18 |        |                         |                          | 363,400.00                 | 363,400.00                  |
| 03/01/19 |        |                         |                          | 363,400.00                 | 363,400.00                  |
| 09/01/19 |        |                         |                          | 363,400.00                 | 363,400.00                  |
| 03/01/20 |        |                         |                          | 363,400.00                 | 363,400.00                  |
| 09/01/20 |        |                         |                          | 363,400.00                 | 363,400.00                  |
| 03/01/21 |        |                         |                          | 363,400.00                 | 363,400.00                  |
| 09/01/21 |        |                         |                          | 363,400.00                 | 363,400.00                  |
| 03/01/22 | 5.000% | 1,120,000               | 11,400,000               | 363,400.00                 | 12,883,400.00               |
| 09/01/22 |        |                         |                          | 50,400.00                  | 50,400.00                   |
| 03/01/23 |        |                         |                          | 50,400.00                  | 50,400.00                   |
| 09/01/23 |        |                         |                          | 50,400.00                  | 50,400.00                   |
| 03/01/24 |        |                         |                          | 50,400.00                  | 50,400.00                   |
| 09/01/24 |        |                         |                          | 50,400.00                  | 50,400.00                   |
| 03/01/25 |        |                         |                          | 50,400.00                  | 50,400.00                   |
| 09/01/25 |        |                         |                          | 50,400.00                  | 50,400.00                   |
| 03/01/26 |        |                         |                          | 50,400.00                  | 50,400.00                   |
| 09/01/26 |        |                         |                          | 50,400.00                  | 50,400.00                   |
| 03/01/27 |        |                         |                          | 50,400.00                  | 50,400.00                   |
| 09/01/27 |        |                         |                          | 50,400.00                  | 50,400.00                   |
| 03/01/28 |        |                         |                          | 50,400.00                  | 50,400.00                   |
| 09/01/28 |        |                         |                          | 50,400.00                  | 50,400.00                   |
| 03/01/29 |        |                         |                          | 50,400.00                  | 50,400.00                   |
| 09/01/29 |        |                         |                          | 50,400.00                  | 50,400.00                   |
| 03/01/30 | 3.000% | 1,655,000               |                          | 50,400.00                  | 1,705,400.00                |
| 09/01/30 |        |                         |                          | 25,575.00                  | 25,575.00                   |
| 03/01/31 | 3.000% | 1,705,000               |                          | 25,575.00                  | 1,730,575.00                |
|          |        | <b><u>4,480,000</u></b> | <b><u>11,400,000</u></b> | <b><u>7,701,583.33</u></b> | <b><u>23,581,583.33</u></b> |

**\$15,880,000**  
**Montgomery County, Texas**  
**Pass-Through Toll Revenue and Limited Tax Refunding Bonds**  
**Series 2012**

**Schedule E - Arbitrage Yield Calculation**

| Date                        | Total<br>Issue<br>Payments | Discount<br>Factor @<br>2.716437% | Present<br>Value as of<br>10/02/12 |
|-----------------------------|----------------------------|-----------------------------------|------------------------------------|
| 03/01/13                    | 302,833.33                 | 0.98889476                        | 299,470.30                         |
| 09/01/13                    | 363,400.00                 | 0.97564339                        | 354,548.81                         |
| 03/01/14                    | 363,400.00                 | 0.96256960                        | 349,797.79                         |
| 09/01/14                    | 363,400.00                 | 0.94967099                        | 345,110.44                         |
| 03/01/15                    | 363,400.00                 | 0.93694523                        | 340,485.90                         |
| 09/01/15                    | 363,400.00                 | 0.92438999                        | 335,923.32                         |
| 03/01/16                    | 363,400.00                 | 0.91200300                        | 331,421.89                         |
| 09/01/16                    | 363,400.00                 | 0.89978200                        | 326,980.78                         |
| 03/01/17                    | 363,400.00                 | 0.88772475                        | 322,599.18                         |
| 09/01/17                    | 363,400.00                 | 0.87582908                        | 318,276.29                         |
| 03/01/18                    | 363,400.00                 | 0.86409282                        | 314,011.33                         |
| 09/01/18                    | 363,400.00                 | 0.85251382                        | 309,803.52                         |
| 03/01/19                    | 363,400.00                 | 0.84108998                        | 305,652.10                         |
| 09/01/19                    | 363,400.00                 | 0.82981922                        | 301,556.30                         |
| 03/01/20                    | 363,400.00                 | 0.81869949                        | 297,515.40                         |
| 09/01/20                    | 363,400.00                 | 0.80772877                        | 293,528.64                         |
| 03/01/21                    | 363,400.00                 | 0.79690506                        | 289,595.30                         |
| 09/01/21                    | 363,400.00                 | 0.78622639                        | 285,714.67                         |
| 03/01/22                    | 12,883,400.00              | 0.77569081                        | 9,993,535.03                       |
| 09/01/22                    | 50,400.00                  | 0.76529642                        | 38,570.94                          |
| 03/01/23                    | 50,400.00                  | 0.75504131                        | 38,054.08                          |
| 09/01/23                    | 50,400.00                  | 0.74492362                        | 37,544.15                          |
| 03/01/24                    | 50,400.00                  | 0.73494151                        | 37,041.05                          |
| 09/01/24                    | 50,400.00                  | 0.72509316                        | 36,544.70                          |
| 03/01/25                    | 50,400.00                  | 0.71537678                        | 36,054.99                          |
| 09/01/25                    | 50,400.00                  | 0.70579060                        | 35,571.85                          |
| 03/01/26                    | 50,400.00                  | 0.69633288                        | 35,095.18                          |
| 09/01/26                    | 50,400.00                  | 0.68700189                        | 34,624.90                          |
| 03/01/27                    | 50,400.00                  | 0.67779595                        | 34,160.92                          |
| 09/01/27                    | 50,400.00                  | 0.66871336                        | 33,703.15                          |
| 03/01/28                    | 50,400.00                  | 0.65975248                        | 33,251.52                          |
| 09/01/28                    | 50,400.00                  | 0.65091168                        | 32,805.95                          |
| 03/01/29                    | 50,400.00                  | 0.64218934                        | 32,366.34                          |
| 09/01/29                    | 50,400.00                  | 0.63358389                        | 31,932.63                          |
| 03/01/30                    | 1,705,400.00               | 0.62509375                        | 1,066,034.88                       |
| 09/01/30                    | 25,575.00                  | 0.61671738                        | 15,772.55                          |
| 03/01/31                    | 1,730,575.00               | 0.60845326                        | 1,052,974.00                       |
| <b><u>23,581,583.33</u></b> |                            |                                   | <b><u>18,377,630.74</u></b>        |

| Issue Price Calculation        |                      |
|--------------------------------|----------------------|
| + Par Amount of Issue          | 15,880,000.00        |
| + Accrued Interest             | 2,018.89             |
| +/- Original Issue Prem/(Disc) | 2,495,611.85         |
| <b>Issue Price:</b>            | <b>18,377,630.74</b> |
| - Qualified Guarantee          | 0.00                 |
| <b>Adjusted Issue Price:</b>   | <b>18,377,630.74</b> |
| Present Value Result:          | 18,377,630.74        |
| Variance:                      | 0.00                 |
| <b>Arbitrage Yield:</b>        | <b>2.716437%</b>     |

|   |               |
|---|---------------|
| <b>Schedule F1 - Escrow Fund</b><br><i>Remaining Balance Analysis</i> | <b>Fund 1</b> |
|---|---------------|

| <b>Summary - Fund 1</b>  |                |
|--------------------------|----------------|
| Gross Earnings:          | \$45,160.45    |
| Internal Rate of Return: | 0.179310%      |
| Excess Earnings:         | (\$772,765.89) |

| Security<br>Type                       | Par<br>Amount | Coupon | Maturity<br>Date | Settlement<br>Date | Settlement<br>Price | Yield | Accreted<br>Price | Accrued<br>Interest | Computation<br>Date<br>Value |
|--|---------------|--------|------------------|--------------------|---------------------|-------|-------------------|---------------------|------------------------------|
| N/A                                    | N/A           | N/A    | N/A              | N/A                | N/A                 | N/A   | N/A               | N/A                 | 0.00                         |
| <b>Value as of September 30, 2020:</b> |               |        |                  |                    |                     |       |                   |                     | <b><u>0.00</u></b>           |

**\$15,880,000**  
**Montgomery County, Texas**  
**Pass-Through Toll Revenue and Limited Tax Refunding Bonds**  
**Series 2012**

|   |               |
|---|---------------|
| <b>Schedule F2 - Escrow Fund</b><br><b>Net Nonpurpose Investments Cash Flow</b> | <b>Fund 1</b> |
|---|---------------|

| Date      | Description | Net<br>Nonpurpose<br>Investments<br>Cash Flow | Muni-Days/<br>Computation<br>Date | Rebate Calculations      |                      | IRR Calculations         |                      |
|-----------|-------------|---|-----------------------------------|--------------------------|----------------------|--------------------------|----------------------|
|           |             |   |                                   | FV Factor @<br>2.716437% | FV As Of<br>09/30/20 | FV Factor @<br>0.179310% | FV As Of<br>09/30/20 |
| 10/02/12  | Deposit     | (18,129,995.66)                               | 2,878                             | 1.24073317               | (22,494,486.93)      | 1.01443159               | (18,391,640.33)      |
| 10/02/12  | W/D - Cash  | 0.66  | 2,878                             | 1.24073317               | 0.82                 | 1.01443159               | 0.67                 |
| 03/01/13  | W/D         | 272,018.89                                    | 2,729                             | 1.22695453               | 333,754.81           | 1.01367935               | 275,739.93           |
| 09/01/13  | W/D         | 394,068.57                                    | 2,549                             | 1.21051312               | 477,025.17           | 1.01277135               | 399,101.36           |
| 03/01/14  | W/D         | 17,509,067.99                                 | 2,369                             | 1.19429202               | 20,910,940.24        | 1.01186416               | 17,716,798.37        |
| 09/30/20  | Balance     | 0.00  | 0                                 | 1.00000000               | 0.00                 | 1.00000000               | 0.00                 |
| Earnings: |             | <u>45,160.45</u>                              |                                   | Excess Earnings:         | <u>(772,765.89)</u>  |                          | <u>(0.00)</u>        |

**Schedule F3 - Escrow Fund**  
*Escrow Valuation*

**Fund 1**

|  |               |
|--|---------------|
| Issue Date:                            | 10/02/12      |
| Computation Date:                      | 09/30/20      |
| Arbitrage Yield:                       | 2.716437%     |
| Escrow Yield:                          | 0.179310%     |
| Escrow Deposit:                        | 18,129,995.66 |
| Less Cash Deposit:                     | (0.66)        |
| Escrow Purchase Price:                 | 18,129,995.00 |
| Value of Escrow on September 30, 2020: | 0.00          |

| Date     | Escrow<br>Receipt <sup>1</sup> | Value As Of<br>Issue Date<br>10/02/12 | Value As Of<br>Computation Date<br>09/30/20 |
|----------|--------------------------------|---------------------------------------|---|
| 03/01/13 | 272,018.89                     | 271,817.18                            |   |
| 09/01/13 | 394,068.57                     | 393,423.63                            |   |
| 03/01/14 | 17,509,067.99                  | 17,464,754.19                         |   |
|          | <b><u>18,175,155.45</u></b>    | <b><u>18,129,995.00</u></b>           | <b><u>0.00</u></b>                          |

<sup>1</sup> As set forth on Exhibit B-1 of the Verification Report dated October 2, 2012 prepared by Grant Thornton.

**\$15,880,000**  
**Montgomery County, Texas**  
**Pass-Through Toll Revenue and Limited Tax Refunding Bonds**  
**Series 2012**

**Schedule G1 - 2009 Project Fund**  
**Remaining Balance Analysis**

**Fund 2**

| <b>Summary - Fund 2</b>  |              |
|--------------------------|--------------|
| Gross Earnings:          | \$21.93      |
| Internal Rate of Return: | 0.032321%    |
| Excess Earnings:         | (\$2,115.78) |

| <b>Security Type</b> | <b>Par Amount</b> | <b>Coupon</b> | <b>Maturity Date</b> | <b>Settlement Date</b> | <b>Settlement Price</b> | <b>Yield</b> | <b>Accreted Price</b> | <b>Accrued Interest</b> | <b>Value</b> |
|----------------------|-------------------|---------------|----------------------|------------------------|-------------------------|--------------|-----------------------|-------------------------|--------------|
| WoodForest Chkg      | 1,064.38          | N/A           | N/A                  | N/A                    | N/A                     | Variable     | 100.000               | 0.01                    | 1,064.39     |
| ICT Investment       | 119,346.55        | N/A           | N/A                  | N/A                    | N/A                     | Variable     | 100.000               | 0.10                    | 119,346.65   |
| AIM Investment       | 28,367.06         | N/A           | N/A                  | N/A                    | N/A                     | Variable     | 100.000               | 0.01                    | 28,367.07    |

Value as of March 1, 2014:

**148,778.11**

| <b>Security Type</b> | <b>Par Amount</b> | <b>Coupon</b> | <b>Maturity Date</b> | <b>Settlement Date</b> | <b>Settlement Price</b> | <b>Yield</b> | <b>Accreted Price</b> | <b>Accrued Interest</b> | <b>Computation Date Value</b> |
|----------------------|-------------------|---------------|----------------------|------------------------|-------------------------|--------------|-----------------------|-------------------------|-------------------------------|
| N/A                  | N/A               | N/A           | N/A                  | N/A                    | N/A                     | N/A          | N/A                   | N/A                     | 0.00                          |

Value as of September 30, 2020:

**0.00**

**\$15,880,000**  
**Montgomery County, Texas**  
**Pass-Through Toll Revenue and Limited Tax Refunding Bonds**  
**Series 2012**

**Schedule G2 - 2009 Project Fund**  
**Net Nonpurpose Investments Cash Flow**

**Fund 2**

| Date     | Description | Net<br>Nonpurpose<br>Investments<br>Cash Flow | Muni-Days/<br>Computation<br>Date | Rebate Calculations      |                      | IRR Calculations         |                      |
|----------|-------------|---|-----------------------------------|--------------------------|----------------------|--------------------------|----------------------|
|          |             |   |                                   | FV Factor @<br>2.716437% | FV As Of<br>09/30/20 | FV Factor @<br>0.032321% | FV As Of<br>09/30/20 |
| 03/01/14 | Balance     | (148,778.11)                                  | 2,369                             | 1.19429202               | (177,684.51)         | 1.00212901               | (149,094.86)         |
| 03/10/14 | Deposit     | (6.88)  | 2,360                             | 1.19348670               | (8.21)               | 1.00212092               | (6.89)               |
| 03/10/14 | Deposit     | (0.38)  | 2,360                             | 1.19348670               | (0.45)               | 1.00212092               | (0.38)               |
| 03/31/14 | W/D         | 0.31  | 2,340                             | 1.19169903               | 0.37                 | 1.00210293               | 0.31                 |
| 03/31/14 | W/D         | 3.06  | 2,340                             | 1.19169903               | 3.65                 | 1.00210293               | 3.07                 |
| 04/11/14 | Deposit     | (3.06)  | 2,329                             | 1.19071696               | (3.64)               | 1.00209303               | (3.07)               |
| 04/11/14 | Deposit     | (0.31)  | 2,329                             | 1.19071696               | (0.37)               | 1.00209303               | (0.31)               |
| 04/30/14 | W/D         | 0.30  | 2,310                             | 1.18902255               | 0.36                 | 1.00207594               | 0.30                 |
| 04/30/14 | W/D         | 2.96  | 2,310                             | 1.18902255               | 3.52                 | 1.00207594               | 2.97                 |
| 05/20/14 | Deposit     | (2.96)  | 2,290                             | 1.18724157               | (3.51)               | 1.00205794               | (2.97)               |
| 05/20/14 | Deposit     | (0.30)  | 2,290                             | 1.18724157               | (0.36)               | 1.00205794               | (0.30)               |
| 05/31/14 | W/D         | 0.31  | 2,280                             | 1.18635208               | 0.37                 | 1.00204895               | 0.31                 |
| 05/31/14 | W/D         | 3.06  | 2,280                             | 1.18635208               | 3.63                 | 1.00204895               | 3.07                 |
| 06/05/14 | Deposit     | (3.06)  | 2,275                             | 1.18590759               | (3.63)               | 1.00204445               | (3.07)               |
| 06/05/14 | Deposit     | (0.31)  | 2,275                             | 1.18590759               | (0.37)               | 1.00204445               | (0.31)               |
| 06/30/14 | W/D         | 2.96  | 2,250                             | 1.18368761               | 3.50                 | 1.00202196               | 2.97                 |
| 07/01/14 | W/D         | 0.30  | 2,249                             | 1.18359890               | 0.36                 | 1.00202106               | 0.30                 |
| 07/14/14 | Deposit     | (2.96)  | 2,236                             | 1.18244624               | (3.50)               | 1.00200937               | (2.97)               |
| 07/14/14 | Deposit     | (0.30)  | 2,236                             | 1.18244624               | (0.35)               | 1.00200937               | (0.30)               |
| 07/31/14 | W/D         | 0.31  | 2,220                             | 1.18102913               | 0.37                 | 1.00199498               | 0.31                 |
| 07/31/14 | W/D         | 3.06  | 2,220                             | 1.18102913               | 3.61                 | 1.00199498               | 3.07                 |
| 08/12/14 | Deposit     | (3.06)  | 2,208                             | 1.17996740               | (3.61)               | 1.00198418               | (3.07)               |
| 08/12/14 | Deposit     | (0.31)  | 2,208                             | 1.17996740               | (0.37)               | 1.00198418               | (0.31)               |
| 09/26/14 | W/D         | 9,396.18                                      | 2,164                             | 1.17608258               | 11,050.68            | 1.00194460               | 9,414.45             |
| 09/30/14 | W/D         | 2.96  | 2,160                             | 1.17573005               | 3.48                 | 1.00194100               | 2.97                 |
| 09/30/14 | W/D         | 0.30  | 2,160                             | 1.17573005               | 0.35                 | 1.00194100               | 0.30                 |
| 10/31/14 | W/D         | 3.06  | 2,130                             | 1.17308944               | 3.59                 | 1.00191402               | 3.07                 |
| 10/31/14 | W/D         | 0.31  | 2,130                             | 1.17308944               | 0.36                 | 1.00191402               | 0.31                 |
| 11/10/14 | Deposit     | (3.06)  | 2,120                             | 1.17221055               | (3.59)               | 1.00190503               | (3.07)               |
| 11/10/14 | Deposit     | (0.31)  | 2,120                             | 1.17221055               | (0.36)               | 1.00190503               | (0.31)               |
| 11/30/14 | W/D         | 2.96  | 2,100                             | 1.17045475               | 3.46                 | 1.00188704               | 2.97                 |
| 11/30/14 | W/D         | 0.30  | 2,100                             | 1.17045475               | 0.35                 | 1.00188704               | 0.30                 |
| 12/29/14 | Deposit     | (2.96)  | 2,071                             | 1.16791352               | (3.46)               | 1.00186095               | (2.97)               |
| 12/29/14 | Deposit     | (0.30)  | 2,071                             | 1.16791352               | (0.35)               | 1.00186095               | (0.30)               |
| 12/31/14 | W/D         | 3.06  | 2,070                             | 1.16782599               | 3.57                 | 1.00186005               | 3.07                 |
| 12/31/14 | W/D         | 0.31  | 2,070                             | 1.16782599               | 0.36                 | 1.00186005               | 0.31                 |
| 01/08/15 | Deposit     | (3.06)  | 2,062                             | 1.16712598               | (3.57)               | 1.00185286               | (3.07)               |
| 01/08/15 | Deposit     | (0.31)  | 2,062                             | 1.16712598               | (0.36)               | 1.00185286               | (0.31)               |
| 01/31/15 | W/D         | 3.06  | 2,040                             | 1.16520312               | 3.57                 | 1.00183307               | 3.07                 |
| 01/31/15 | W/D         | 0.31  | 2,040                             | 1.16520312               | 0.36                 | 1.00183307               | 0.31                 |
| 02/11/15 | Deposit     | (2.96)  | 2,029                             | 1.16424288               | (3.45)               | 1.00182318               | (2.97)               |
| 02/11/15 | Deposit     | (0.30)  | 2,029                             | 1.16424288               | (0.35)               | 1.00182318               | (0.30)               |
| 02/12/15 | Deposit     | (3.06)  | 2,028                             | 1.16415563               | (3.56)               | 1.00182228               | (3.07)               |
| 02/12/15 | Deposit     | (0.31)  | 2,028                             | 1.16415563               | (0.36)               | 1.00182228               | (0.31)               |
| 02/28/15 | W/D         | 2.77  | 2,010                             | 1.16258615               | 3.22                 | 1.00180609               | 2.78                 |
| 02/28/15 | W/D         | 0.28  | 2,010                             | 1.16258615               | 0.33                 | 1.00180609               | 0.28                 |
| 03/04/15 | Deposit     | (2.77)  | 2,006                             | 1.16223767               | (3.22)               | 1.00180249               | (2.77)               |
| 03/04/15 | Deposit     | (0.28)  | 2,006                             | 1.16223767               | (0.33)               | 1.00180249               | (0.28)               |
| 03/31/15 | W/D         | 3.06  | 1,980                             | 1.15997506               | 3.55                 | 1.00177911               | 3.07                 |
| 03/31/15 | W/D         | 0.31  | 1,980                             | 1.15997506               | 0.36                 | 1.00177911               | 0.31                 |
| 04/15/15 | Deposit     | (3.06)  | 1,965                             | 1.15867171               | (3.55)               | 1.00176562               | (3.07)               |
| 04/15/15 | Deposit     | (0.31)  | 1,965                             | 1.15867171               | (0.36)               | 1.00176562               | (0.31)               |
| 04/30/15 | W/D         | 3.65  | 1,950                             | 1.15736983               | 4.22                 | 1.00175213               | 3.66                 |
| 04/30/15 | W/D         | 0.30  | 1,950                             | 1.15736983               | 0.35                 | 1.00175213               | 0.30                 |
| 05/31/15 | W/D         | 4.03  | 1,920                             | 1.15477045               | 4.65                 | 1.00172515               | 4.04                 |
| 05/31/15 | W/D         | 0.45  | 1,920                             | 1.15477045               | 0.52                 | 1.00172515               | 0.45                 |
| 06/24/15 | Deposit     | (3.65)  | 1,896                             | 1.15269515               | (4.21)               | 1.00170357               | (3.66)               |
| 06/24/15 | Deposit     | (4.03)  | 1,896                             | 1.15269515               | (4.65)               | 1.00170357               | (4.04)               |
| 06/24/15 | Deposit     | (0.30)  | 1,896                             | 1.15269515               | (0.35)               | 1.00170357               | (0.30)               |



**\$15,880,000**  
**Montgomery County, Texas**  
**Pass-Through Toll Revenue and Limited Tax Refunding Bonds**  
**Series 2012**

**Schedule G2 - 2009 Project Fund**  
**Net Nonpurpose Investments Cash Flow**

**Fund 2**

| Date                  | Description    | Net<br>Nonpurpose<br>Investments<br>Cash Flow | Muni-Days/<br>Computation<br>Date | Rebate Calculations      |                          | IRR Calculations         |                      |
|-----------------------|----------------|---|-----------------------------------|--------------------------|--------------------------|--------------------------|----------------------|
|                       |                |   |                                   | FV Factor @<br>2.716437% | FV As Of<br>09/30/20     | FV Factor @<br>0.032321% | FV As Of<br>09/30/20 |
| 06/24/15              | Deposit        | (0.45)  | 1,896                             | 1.15269515               | (0.52)                   | 1.00170357               | (0.45)               |
| 06/30/15              | W/D            | 3.90  | 1,890                             | 1.15217691               | 4.49                     | 1.00169817               | 3.91                 |
| 06/30/15              | W/D            | 0.60  | 1,890                             | 1.15217691               | 0.69                     | 1.00169817               | 0.60                 |
| 07/20/15              | Deposit        | (3.90)  | 1,870                             | 1.15045112               | (4.49)                   | 1.00168019               | (3.91)               |
| 07/20/15              | Deposit        | (0.60)  | 1,870                             | 1.15045112               | (0.69)                   | 1.00168019               | (0.60)               |
| 07/31/15              | W/D            | 4.05  | 1,860                             | 1.14958919               | 4.66                     | 1.00167120               | 4.06                 |
| 07/31/15              | W/D            | 0.62  | 1,860                             | 1.14958919               | 0.71                     | 1.00167120               | 0.62                 |
| 08/14/15              | Deposit        | (4.05)  | 1,846                             | 1.14838358               | (4.65)                   | 1.00165861               | (4.06)               |
| 08/14/15              | Deposit        | (0.62)  | 1,846                             | 1.14838358               | (0.71)                   | 1.00165861               | (0.62)               |
| 08/31/15              | W/D            | 4.06  | 1,830                             | 1.14700729               | 4.66                     | 1.00164422               | 4.07                 |
| 08/31/15              | W/D            | 0.62  | 1,830                             | 1.14700729               | 0.71                     | 1.00164422               | 0.62                 |
| 09/21/15              | Deposit        | (4.06)  | 1,809                             | 1.14520340               | (4.65)                   | 1.00162534               | (4.07)               |
| 09/21/15              | Deposit        | (0.62)  | 1,809                             | 1.14520340               | (0.71)                   | 1.00162534               | (0.62)               |
| 09/22/15              | W/D            | 19,374.41                                     | 1,808                             | 1.14511758               | 22,185.98                | 1.00162444               | 19,405.88            |
| 09/23/15              | W/D            | 671.64  | 1,807                             | 1.14503175               | 769.05                   | 1.00162354               | 672.73               |
| 09/23/15              | Disb Accrd Int | 0.11  | 1,807                             | 1.14503175               | 0.13                     | 1.00162354               | 0.11                 |
| 09/23/15              | W/D            | 119,412.20                                    | 1,807                             | 1.14503175               | 136,730.76               | 1.00162354               | 119,606.07           |
| 09/23/15              | Disb Accrd Int | 2.88  | 1,807                             | 1.14503175               | 3.30                     | 1.00162354               | 2.88                 |
| 09/30/20              | Balance        | 0.00  | 0                                 | 1.00000000               | 0.00                     | 1.00000000               | 0.00                 |
| <b>Earnings:</b>      |                | <b>72.06</b>                                  | <b>Excess Earnings:</b>           |                          | <b>(6,953.15)</b>        | <b>0.00</b>              |                      |
| <b>Allocable %:</b>   |                | <b>30.429%</b>                                | <b>Allocable %:</b>               |                          | <b>30.429%</b>           | <b>30.429%</b>           |                      |
| <b>Adj. Earnings:</b> |                | <b><u>21.93</u></b>                           | <b>Adj. Excess Earnings:</b>      |                          | <b><u>(2,115.78)</u></b> | <b><u>0.00</u></b>       |                      |



\$45,670,000

Montgomery County, Texas

Unlimited Tax Road Bonds,  
Series 2018

INTERIM ARBITRAGE REBATE ANALYSIS

For the Computation Period:  
May 31, 2018 – September 30, 2020

BLX 

**TABLE OF CONTENTS**

Transmittal Letter

Opinion by Orrick, Herrington & Sutcliffe LLP

Notes and Assumptions

Definitions

The Bonds

Schedule A - Summary of Rebate Analysis

Schedule B - Sources & Uses of Funds

Schedule C - Annual Debt Service & Production

Schedule D - Semi-Annual Debt Service

Schedule E - Arbitrage Yield Calculation

Rebate Computations



BLX Group LLC

2711 N. Haskell Ave., Lockbox 35, Suite 2600 SW

Dallas, TX 75204

Ph 214 989 2700 Fx 214 989 2712

blxgroup.com

October 12, 2020

Montgomery County  
P.O. Box 539  
Conroe, Texas 77305

Re: \$45,670,000  
Montgomery County, Texas  
Unlimited Tax Road Bonds,  
Series 2018  
Interim Arbitrage Rebate Analysis  
Computation Period: May 31, 2018 through September 30, 2020

Ladies and Gentlemen:

This report (the "Report"), which is being delivered to you pursuant to our engagement letter, consists of computations and the assumptions on which such computations are based with respect to the rebate liability of the Montgomery County, Texas (the "Issuer") in connection with the above-captioned issue (the "Bonds") for the above-referenced period (the "Interim Computation Period").

The computations herein are based on an analysis of existing laws, regulations, and rulings. The Department of the Treasury ("Treasury") may publish additional regulations and supplement, amend, or interpret such laws, regulations, and rulings from time to time, with the result that the amount of rebate liability described in the Report may be subject to adjustment under such future pronouncements.

The scope of our engagement was limited to preparing the Report based on information supplied to us. In accordance with our engagement letter (which is incorporated herein by reference), our engagement did not include determination of whether securities allocable to proceeds of the Bonds were purchased at fair market value within the meaning of the Treasury Regulations, or an audit or review of the investments acquired with gross proceeds or the payment of debt service on the Bonds. With your permission, we have relied entirely on the information provided to us without independent verification, and we express no opinion as to the completeness, accuracy, or suitability of such information for purposes of calculating rebate liability with respect to the Bonds. We have undertaken no responsibility to audit or review the tax-exempt status of interest on the Bonds or any other aspect of the Bond program. We are under no obligation to consider any information obtained by us pursuant to this engagement for any purpose other than determining such rebate liability. Also, we have no obligation to update this Report because of any events occurring, changes in existing laws, regulations, or rulings or interpretations thereof, or data or information received, subsequent to the date hereof.



For the Interim Computation Period May 31, 2018 through September 30, 2020:

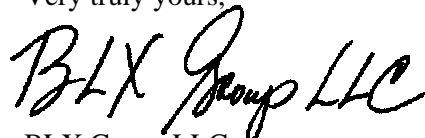
|                                 |               |
|---------------------------------|---------------|
| Allowable Yield on Investments: | 3.152044%     |
| Cumulative Rebate Liability:    | <u>\$0.00</u> |

Ninety percent (90%) of the Cumulative Rebate Liability (reduced by any applicable computation date credits) is required to be rebated to the United States no later than 60 days after May 31, 2023 (the end of the fifth Bond Year). Such Cumulative Rebate Liability is subject to change, however, pursuant to computations undertaken up to and including May 31, 2023. Additionally, should the Bonds be retired prior to May 31, 2023, 100% of the Cumulative Rebate Liability (reduced by any applicable computation date credits) as of such retirement date will become due and payable within 60 days.

This Report does not address or determine the amount of any penalty in lieu of rebate that may be payable with respect to the Bonds.

This Report is not to be used, circulated, quoted, referred to, or relied upon by any other person without our express written permission.

Very truly yours,

  
BLX Group LLC



October 12, 2020

Montgomery County, Texas  
P.O. Box 539  
Conroe, Texas 77305

**Orrick, Herrington & Sutcliffe LLP**  
777 South Figueroa Street  
Suite 3200  
Los Angeles, CA 90017-5855  
+1 213 629 2020  
[orrick.com](http://orrick.com)

Re: \$45,670,000  
Montgomery County, Texas  
Unlimited Tax Road Bonds,  
Series 2018  
Interim Arbitrage Rebate Analysis  
Computation Period: May 31, 2018 through September 30, 2020

Ladies and Gentlemen:

This opinion is being delivered to you pursuant to our engagement to provide certain legal services and accompanies a report (the “Report”) prepared on the date hereof by BLX Group LLC (“BLX”) consisting of computations and the assumptions on which such computations are based with respect to the rebate liability of the Montgomery County, Texas (the “Issuer”) in connection with the above-captioned issue (the “Bonds”) for the above-referenced period (the “Interim Computation Period”). In particular, we note that our opinion is specifically subject to the notes and assumptions contained in the Report.

The opinion expressed herein is based on an analysis of existing laws, regulations, and rulings. The Department of the Treasury (“Treasury”) may publish additional regulations and supplement, amend, or interpret such laws, regulations, and rulings from time to time, with the result that the amount of rebate liability described in the Report and in this opinion may be subject to adjustment under such future pronouncements.

The scope of our engagement was limited to preparing this opinion, based on information supplied to us by you and BLX. Our engagement did not include determination of whether securities allocable to proceeds of the Bonds were purchased at fair market value within the meaning of the Treasury Regulations, or an audit or review of the investments acquired with gross proceeds or the payment of debt service on the Bonds. With your permission, we have relied entirely on information provided by you and BLX without independent verification, and we express no opinion as to the completeness, accuracy, or suitability of such information for purposes of calculating rebate liability with respect to the Bonds. We have undertaken no responsibility to audit or review the tax-exempt status of interest on the Bonds or any other aspect of the Bond program. No opinion is expressed on any matter other than rebate liability to the extent set forth below, and we are under no obligation to consider any information obtained by us pursuant to this engagement for any purpose other than determining such rebate liability. Also, we have no obligation to update this opinion because of any events occurring, changes in existing laws, regulations, or rulings or interpretations thereof, or data or information received, subsequent to the date hereof.



Based on and subject to the foregoing, and subject to the notes and assumptions contained in the Report, in our opinion, the computations shown in the Report were performed in accordance with applicable federal law and regulations and reflect the following:

For the Interim Computation Period May 31, 2018 through September 30, 2020:

|                                 |               |
|---------------------------------|---------------|
| Allowable Yield on Investments: | 3.152044%     |
| Cumulative Rebate Liability:    | <u>\$0.00</u> |

This opinion and Report do not address or determine the amount of any penalty in lieu of rebate that may be payable with respect to the Bonds.

This opinion is not to be used, circulated, quoted, referred to, or relied upon by any other person without our express written permission.

Very truly yours,

A handwritten signature in black ink that reads "Orrick, Herrington &amp; Sutcliffe LLP". The signature is written in a cursive, flowing style.

ORRICK, HERRINGTON & SUTCLIFFE LLP

**NOTES AND ASSUMPTIONS**

1. The Dated Date of the Bonds is May 1, 2018.
2. The Issue Date of the Bonds is May 31, 2018.
3. The Interim Computation Period is May 31, 2018 to September 30, 2020.
4. The Bonds constitute one issue for federal taxation purposes and are not treated as part of any other issue of governmental obligations.
5. The end of the first Bond Year with respect to the Bonds for purposes of determining installment computation dates is May 31, 2019. Subsequent Bond Years end annually thereafter until the final redemption date of the Bonds.
6. For debt service, yield, and investment cash flow purposes, all payments and receipts with respect to the Bonds and proceeds thereof are accurately set forth in the schedules contained herein.
7. The purchase price of each investment is at fair market value, exclusive of brokerage commissions, administrative expenses, or similar expenses and is representative of an arm's length transaction which did not reduce the rebate amount required to be paid to the United States.
8. The Bonds are not, in whole or in part, "refunding" or "refunded" bonds.
9. The Debt Service Fund does not constitute a bona fide debt service fund in certain bond years; however, the allocable portion of this fund was invested at an average weighted yield less than the yield on the Bonds. Therefore, we have conservatively excluded such amounts from the calculation of rebate liability as its inclusion would only contribute additional negative arbitrage.



**DEFINITIONS**

1. 1992 Regulations: The Treasury Regulations issued on May 18, 1992.
2. 1993 Regulations: The Treasury Regulations issued on June 14, 1993.
3. Treasury Regulations: Either the 1992 Regulations or the 1993 Regulations, as applicable.
4. Bona Fide Debt Service Fund: Pursuant to Section 148(f)(4)(A) of the Internal Revenue Code (the “Code”), amounts held in a bona fide debt service fund in connection with either short term, private activity or variable rate bonds are not subject to rebate if gross earnings on such fund do not exceed \$100,000 in each bond year. Amounts held in a bona fide debt service fund for all other bond issues are not subject to rebate. As defined in Section 1.148-1(b) of the 1993 Regulations, a bona fide debt service fund may include proceeds of an issue.
5. Commingled Fund: As defined in Section 1.148-4(a)(4) of the 1992 Regulations or Section 1.148-1(b) of the 1993 Regulations.

Commingled Funds arise when gross proceeds of a bond issue are mixed or “commingled” with other monies (e.g., proceeds of other bonds issues, equity contributions, revenues, etc.). Uncommingling generally entails employing one of the methodologies allowable under the Treasury Regulations to identify the portions of investments, and earnings thereon, made with gross proceeds of the bond issue under examination.

6. Qualified Guarantee: As defined in Section 1.148-3(b)(12) of the 1992 Regulations or Section 1.148-4(f) of the 1993 Regulations.
7. Qualified Hedge: As defined in Section 1.148-4(h)(2) of the 1993 Regulations.
8. Transferred Proceeds: As defined in Section 1.148-11(c) of the 1992 Regulations or Section 1.148-9(b) of the 1993 Regulations.

Transferred Proceeds arise when a bond issue (the “Refunding Bonds”) defeases or redeems one or more bond issues (the “Refunded Bonds”). Proceeds of the Refunded Bonds become Transferred Proceeds of the Refunding Bonds as proceeds of the Refunding Bonds are used to redeem principal of the Refunded Bonds. Subsequent to being transferred, arbitrage earnings on Transferred Proceeds are calculated using the arbitrage yield of the Refunding Bonds.

9. Yield Restricted Funds: Any funds required to be invested at a yield that is not materially higher than the yield on the Bonds under Section 148(a) of the Code and Section 1.148-2 of the 1993 Regulations.

Yield restricted funds typically arise in connection with project, construction or acquisition proceeds that remain unspent subsequent to the expiration of the allocable “temporary period” during which such proceeds can be invested without regard to yield. Yield restricted funds also arise in connection with advance refundings, sinking funds, and over-funded reserve funds.

10. Universal Cap: As described in Section 1.148-4(b)(3) of the 1992 Regulations or Section 1.148-6(b)(2) of the 1993 Regulations.
11. Computation Date Credit: Per Section 1.148-2(b)(4) of the 1992 Regulations, a \$3,000 credit is applied on each eligible computation date. Per Section 1.148-3(d)(iv) of the 1993 Regulations, a \$1,000 credit is applied on the last day of each Bond Year during which amounts are allocated to gross proceeds of an issue that are subject to the rebate requirement. In addition, pursuant to Final Treasury Regulations, dated July 18, 2016, for any Bond Year ending in 2007, a computation date credit in the amount of \$1,400 and, for Bond Years ending after 2007, a computation date credit in the amount of \$1,400 or higher (as adjusted in the future for inflation as described in said Regulations) is applicable.

|  |
|--|
| <b>Schedule A - Summary of Rebate Analysis</b> |
|--|

Issue Date: May 31, 2018  
Rebate Computation Date: September 30, 2020  
Client Matter Number: 42182-4803

| Fund<br>Reference<br>Number | Fund<br>Description | Current<br>Fund Status | Computation<br>Date<br>Valuation | Gross<br>Earnings            | Internal<br>Rate of<br>Return | Excess<br>Earnings           |
|-----------------------------|---------------------|------------------------|----------------------------------|------------------------------|-------------------------------|------------------------------|
| 1                           | Construction Fund   | Active                 | \$23,627,057.77                  | \$1,704,438.09               | 2.085321%                     | (\$901,109.39)               |
| <b>Totals:</b>              |                     |                        | <b><u>\$23,627,057.77</u></b>    | <b><u>\$1,704,438.09</u></b> |                               | <b><u>(\$901,109.39)</u></b> |

| <b>Summary</b>                      |          |              |                              |
|-------------------------------------|----------|--------------|------------------------------|
| Arbitrage Yield:                    |          |              | 3.152044%                    |
| Return on Investments:              |          |              | 2.085321%                    |
| Shortfall %:                        |          |              | -1.066723%                   |
| Actual Gross Earnings:              |          |              | 1,704,438.09                 |
| Allowable Gross Earnings:           |          |              | 2,605,547.47                 |
| <b>Excess Earnings:</b>             |          |              | <b><u>(\$901,109.39)</u></b> |
| FV of Computation Date Credit:      | 05/31/19 | (\$1,730.00) | (\$1,803.67)                 |
| FV of Computation Date Credit:      | 05/31/20 | (\$1,760.00) | (\$1,778.44)                 |
| <b>Cumulative Rebate Liability:</b> |          |              | <b><u>(\$904,691.49)</u></b> |

|   |
|---|
| <b>Schedule B - Sources &amp; Uses of Funds</b> |
|---|

| <i>Sources of Funds</i>   | Bond<br>Proceeds            | Prior Bond<br>Proceeds      | Other<br>Sources   | Total                       |
|---------------------------|-----------------------------|-----------------------------|--------------------|-----------------------------|
| Par Amount                | 45,670,000.00               |                             |                    |                             |
| + Original Issue Premium  | 5,335,327.30                |                             |                    |                             |
| - Original Issue Discount | 0.00                        |                             |                    |                             |
| Net Production            |                             | 51,005,327.30               |                    | 51,005,327.30               |
| Accrued Interest          |                             | 0.00                        |                    | 0.00                        |
| <b>Total Sources:</b>     | <b><u>51,005,327.30</u></b> | <b><u>0.00</u></b>          | <b><u>0.00</u></b> | <b><u>51,005,327.30</u></b> |
| <br><i>Uses of Funds</i>  |                             |                             |                    |                             |
| Construction Fund         |                             | 50,006,642.64               |                    | 50,006,642.64               |
| Capitalized Interest Fund |                             | 540,470.49                  |                    | 540,470.49                  |
| Cost of Issuance Account  |                             | 184,194.17                  |                    | 184,194.17                  |
| Underwriter's Discount    |                             | 274,020.00                  |                    | 274,020.00                  |
| <b>Total Uses:</b>        |                             | <b><u>51,005,327.30</u></b> | <b><u>0.00</u></b> | <b><u>51,005,327.30</u></b> |

**\$45,670,000**  
**Montgomery County, Texas**  
**Unlimited Tax Road Bonds,**  
**Series 2018**

|  |
|--|
| <b>Schedule C - Annual Debt Service &amp; Production</b> |
|--|

| Period<br>Ending | Coupon | Par<br>Amount            | Yield  | Price   | Interest                    | Debt<br>Service             | Production                  |
|------------------|--------|--------------------------|--------|---------|-----------------------------|-----------------------------|-----------------------------|
| 03/01/19         | 4.000% | 1,295,000                | 1.790% | 101.636 | 1,609,532.99                | 2,904,532.99                | 1,316,186.20                |
| 03/01/20         | 4.000% | 980,000                  | 1.970% | 103.472 | 2,086,325.00                | 3,066,325.00                | 1,014,025.60                |
| 03/01/21         | 5.000% | 1,105,000                | 2.100% | 107.706 | 2,047,125.00                | 3,152,125.00                | 1,190,151.30                |
| 03/01/22         | 5.000% | 1,190,000                | 2.180% | 110.098 | 1,991,875.00                | 3,181,875.00                | 1,310,166.20                |
| 03/01/23         | 5.000% | 880,000                  | 2.310% | 112.032 | 1,932,375.00                | 2,812,375.00                | 985,881.60                  |
| 03/01/24         | 5.000% | 935,000                  | 2.430% | 113.710 | 1,888,375.00                | 2,823,375.00                | 1,063,188.50                |
| 03/01/25         | 5.000% | 1,170,000                | 2.500% | 115.435 | 1,841,625.00                | 3,011,625.00                | 1,350,589.50                |
| 03/01/26         | 5.000% | 1,235,000                | 2.560% | 117.049 | 1,783,125.00                | 3,018,125.00                | 1,445,555.15                |
| 03/01/27         | 5.000% | 845,000                  | 2.630% | 118.412 | 1,721,375.00                | 2,566,375.00                | 1,000,581.40                |
| 03/01/28         | 5.000% | 575,000                  | 2.680% | 119.786 | 1,679,125.00                | 2,254,125.00                | 688,769.50                  |
| 03/01/29         | 5.000% | 1,110,000                | 2.730% | 119.312 | 1,650,375.00                | 2,760,375.00                | 1,324,363.20                |
| 03/01/30         | 5.000% | 1,195,000                | 2.770% | 118.935 | 1,594,875.00                | 2,789,875.00                | 1,421,273.25                |
| 03/01/31         | 5.000% | 1,715,000                | 2.840% | 118.278 | 1,535,125.00                | 3,250,125.00                | 2,028,467.70                |
| 03/01/32         | 5.000% | 1,890,000                | 2.900% | 117.719 | 1,449,375.00                | 3,339,375.00                | 2,224,889.10                |
| 03/01/33         | 5.000% | 1,855,000                | 2.960% | 117.163 | 1,354,875.00                | 3,209,875.00                | 2,173,373.65                |
| 03/01/34         | 5.000% | 1,980,000                | 3.020% | 116.610 | 1,262,125.00                | 3,242,125.00                | 2,308,878.00                |
| 03/01/35         | 5.000% | 2,115,000                | 3.060% | 116.243 | 1,163,125.00                | 3,278,125.00                | 2,458,539.45                |
| 03/01/36         | 4.000% | 2,235,000                | 3.390% | 105.024 | 1,057,375.00                | 3,292,375.00                | 2,347,286.40                |
| 03/01/37         | 5.000% | 2,375,000                | 3.130% | 115.604 | 967,975.00                  | 3,342,975.00                | 2,745,595.00                |
| 03/01/38         | 4.000% | 2,510,000                | 3.470% | 104.348 | 849,225.00                  | 3,359,225.00                | 2,619,134.80                |
| 03/01/39         | 4.000% | 2,650,000                | 3.510% | 104.011 | 748,825.00                  | 3,398,825.00                | 2,756,291.50                |
| 03/01/40         | 3.500% | 3,245,000                | 3.680% | 97.317  | 642,825.00                  | 3,887,825.00                | 3,157,936.65                |
| 03/01/41         | 5.000% | 3,385,000                | 3.300% | 114.069 | 529,250.00                  | 3,914,250.00                | 3,861,235.65                |
| 03/01/42         | 5.000% | 3,505,000                | 3.300% | 114.069 | 360,000.00                  | 3,865,000.00                | 3,998,118.45                |
| 03/01/43         | 5.000% | 3,695,000                | 3.300% | 114.069 | 184,750.00                  | 3,879,750.00                | 4,214,849.55                |
|                  |        | <b><u>45,670,000</u></b> |        |         | <b><u>33,930,957.99</u></b> | <b><u>79,600,957.99</u></b> | <b><u>51,005,327.30</u></b> |

|  |
|--|
| <b>Schedule D - Semi-Annual Debt Service</b> |
|--|

| Date     | Coupon | Principal Amount  | Accelerated Principal | Interest             | Debt Service         |
|----------|--------|-------------------|-----------------------|----------------------|----------------------|
| 09/01/18 |        |                   |                       | 540,470.49           | 540,470.49           |
| 03/01/19 | 4.000% | 1,295,000         |                       | 1,069,062.50         | 2,364,062.50         |
| 09/01/19 |        |                   |                       | 1,043,162.50         | 1,043,162.50         |
| 03/01/20 | 4.000% | 980,000           |                       | 1,043,162.50         | 2,023,162.50         |
| 09/01/20 |        |                   |                       | 1,023,562.50         | 1,023,562.50         |
| 03/01/21 | 5.000% | 1,105,000         |                       | 1,023,562.50         | 2,128,562.50         |
| 09/01/21 |        |                   |                       | 995,937.50           | 995,937.50           |
| 03/01/22 | 5.000% | 1,190,000         |                       | 995,937.50           | 2,185,937.50         |
| 09/01/22 |        |                   |                       | 966,187.50           | 966,187.50           |
| 03/01/23 | 5.000% | 880,000           |                       | 966,187.50           | 1,846,187.50         |
| 09/01/23 |        |                   |                       | 944,187.50           | 944,187.50           |
| 03/01/24 | 5.000% | 935,000           |                       | 944,187.50           | 1,879,187.50         |
| 09/01/24 |        |                   |                       | 920,812.50           | 920,812.50           |
| 03/01/25 | 5.000% | 1,170,000         |                       | 920,812.50           | 2,090,812.50         |
| 09/01/25 |        |                   |                       | 891,562.50           | 891,562.50           |
| 03/01/26 | 5.000% | 1,235,000         |                       | 891,562.50           | 2,126,562.50         |
| 09/01/26 |        |                   |                       | 860,687.50           | 860,687.50           |
| 03/01/27 | 5.000% | 845,000           |                       | 860,687.50           | 1,705,687.50         |
| 09/01/27 |        |                   |                       | 839,562.50           | 839,562.50           |
| 03/01/28 | 5.000% | 575,000           | 32,215,000            | 839,562.50           | 33,629,562.5         |
| 09/01/28 |        |                   |                       | 56,787.50            | 56,787.50            |
| 03/01/29 | 5.000% |                   |                       | 56,787.50            | 56,787.50            |
| 09/01/29 |        |                   |                       | 56,787.50            | 56,787.50            |
| 03/01/30 | 5.000% |                   |                       | 56,787.50            | 56,787.50            |
| 09/01/30 |        |                   |                       | 56,787.50            | 56,787.50            |
| 03/01/31 | 5.000% |                   |                       | 56,787.50            | 56,787.50            |
| 09/01/31 |        |                   |                       | 56,787.50            | 56,787.50            |
| 03/01/32 | 5.000% |                   |                       | 56,787.50            | 56,787.50            |
| 09/01/32 |        |                   |                       | 56,787.50            | 56,787.50            |
| 03/01/33 | 5.000% |                   |                       | 56,787.50            | 56,787.50            |
| 09/01/33 |        |                   |                       | 56,787.50            | 56,787.50            |
| 03/01/34 | 5.000% |                   |                       | 56,787.50            | 56,787.50            |
| 09/01/34 |        |                   |                       | 56,787.50            | 56,787.50            |
| 03/01/35 | 5.000% |                   |                       | 56,787.50            | 56,787.50            |
| 09/01/35 |        |                   |                       | 56,787.50            | 56,787.50            |
| 03/01/36 | 4.000% |                   |                       | 56,787.50            | 56,787.50            |
| 09/01/36 |        |                   |                       | 56,787.50            | 56,787.50            |
| 03/01/37 | 5.000% |                   |                       | 56,787.50            | 56,787.50            |
| 09/01/37 |        |                   |                       | 56,787.50            | 56,787.50            |
| 03/01/38 | 4.000% |                   |                       | 56,787.50            | 56,787.50            |
| 09/01/38 |        |                   |                       | 56,787.50            | 56,787.50            |
| 03/01/39 | 4.000% |                   |                       | 56,787.50            | 56,787.50            |
| 09/01/39 |        |                   |                       | 56,787.50            | 56,787.50            |
| 03/01/40 | 3.500% | 3,245,000         |                       | 56,787.50            | 3,301,787.50         |
|          |        | <u>13,455,000</u> | <u>32,215,000</u>     | <u>19,943,757.99</u> | <u>65,613,757.99</u> |

**Schedule E - Arbitrage Yield Calculation**

| Date                        | Total<br>Issue<br>Payments | Discount<br>Factor @<br>3.152044% | Present<br>Value as of<br>05/31/18 |
|-----------------------------|----------------------------|-----------------------------------|------------------------------------|
| 09/01/18                    | 540,470.49                 | 0.99212563                        | 536,214.62                         |
| 03/01/19                    | 2,364,062.50               | 0.97673212                        | 2,309,055.79                       |
| 09/01/19                    | 1,043,162.50               | 0.96157745                        | 1,003,081.54                       |
| 03/01/20                    | 2,023,162.50               | 0.94665792                        | 1,915,242.80                       |
| 09/01/20                    | 1,023,562.50               | 0.93196987                        | 953,929.41                         |
| 03/01/21                    | 2,128,562.50               | 0.91750972                        | 1,952,976.77                       |
| 09/01/21                    | 995,937.50                 | 0.90327392                        | 899,604.37                         |
| 03/01/22                    | 2,185,937.50               | 0.88925901                        | 1,943,864.61                       |
| 09/01/22                    | 966,187.50                 | 0.87546154                        | 845,860.00                         |
| 03/01/23                    | 1,846,187.50               | 0.86187815                        | 1,591,188.67                       |
| 09/01/23                    | 944,187.50                 | 0.84850552                        | 801,148.31                         |
| 03/01/24                    | 1,879,187.50               | 0.83534037                        | 1,569,761.19                       |
| 09/01/24                    | 920,812.50                 | 0.82237949                        | 757,257.32                         |
| 03/01/25                    | 2,090,812.50               | 0.80961971                        | 1,692,763.01                       |
| 09/01/25                    | 891,562.50                 | 0.79705790                        | 710,626.94                         |
| 03/01/26                    | 2,126,562.50               | 0.78469100                        | 1,668,694.46                       |
| 09/01/26                    | 860,687.50                 | 0.77251598                        | 664,894.85                         |
| 03/01/27                    | 1,705,687.50               | 0.76052987                        | 1,297,226.28                       |
| 09/01/27                    | 839,562.50                 | 0.74872972                        | 628,605.40                         |
| 03/01/28                    | 33,629,562.50              | 0.73711266                        | 24,788,776.44                      |
| 09/01/28                    | 56,787.50                  | 0.72567586                        | 41,209.32                          |
| 03/01/29                    | 56,787.50                  | 0.71441650                        | 40,569.93                          |
| 09/01/29                    | 56,787.50                  | 0.70333183                        | 39,940.46                          |
| 03/01/30                    | 56,787.50                  | 0.69241916                        | 39,320.75                          |
| 09/01/30                    | 56,787.50                  | 0.68167580                        | 38,710.66                          |
| 03/01/31                    | 56,787.50                  | 0.67109913                        | 38,110.04                          |
| 09/01/31                    | 56,787.50                  | 0.66068656                        | 37,518.74                          |
| 03/01/32                    | 56,787.50                  | 0.65043556                        | 36,936.61                          |
| 09/01/32                    | 56,787.50                  | 0.64034360                        | 36,363.51                          |
| 03/01/33                    | 56,787.50                  | 0.63040823                        | 35,799.31                          |
| 09/01/33                    | 56,787.50                  | 0.62062701                        | 35,243.86                          |
| 03/01/34                    | 56,787.50                  | 0.61099756                        | 34,697.02                          |
| 09/01/34                    | 56,787.50                  | 0.60151751                        | 34,158.68                          |
| 03/01/35                    | 56,787.50                  | 0.59218455                        | 33,628.68                          |
| 09/01/35                    | 56,787.50                  | 0.58299640                        | 33,106.91                          |
| 03/01/36                    | 56,787.50                  | 0.57395081                        | 32,593.23                          |
| 09/01/36                    | 56,787.50                  | 0.56504557                        | 32,087.53                          |
| 03/01/37                    | 56,787.50                  | 0.55627850                        | 31,589.67                          |
| 09/01/37                    | 56,787.50                  | 0.54764746                        | 31,099.53                          |
| 03/01/38                    | 56,787.50                  | 0.53915033                        | 30,617.00                          |
| 09/01/38                    | 56,787.50                  | 0.53078504                        | 30,141.96                          |
| 03/01/39                    | 56,787.50                  | 0.52254955                        | 29,674.28                          |
| 09/01/39                    | 56,787.50                  | 0.51444183                        | 29,213.87                          |
| 03/01/40                    | 3,301,787.50               | 0.50645991                        | 1,672,223.01                       |
| <b><u>65,613,757.99</u></b> |                            |                                   | <b><u>51,005,327.30</u></b>        |

| Issue Price Calculation        |                      |
|--------------------------------|----------------------|
| + Par Amount of Issue          | 45,670,000.00        |
| + Accrued Interest             | 0.00                 |
| +/- Original Issue Prem/(Disc) | 5,335,327.30         |
| <b>Issue Price:</b>            | <b>51,005,327.30</b> |
| - Qualified Guarantee          | 0.00                 |
| <b>Adjusted Issue Price:</b>   | <b>51,005,327.30</b> |
| Present Value Result:          | 51,005,327.30        |
| Variance:                      | (0.00)               |
| <b>Arbitrage Yield:</b>        | <b>3.152044%</b>     |

|   |               |
|---|---------------|
| <b>Schedule F1 - Construction Fund</b><br><i>Remaining Balance Analysis</i> | <b>Fund 1</b> |
|---|---------------|

| <b>Summary - Fund 1</b>  |                |
|--------------------------|----------------|
| Gross Earnings:          | \$1,704,438.09 |
| Internal Rate of Return: | 2.085321%      |
| Excess Earnings:         | (\$901,109.39) |

| Security<br>Type                | Par<br>Amount | Coupon | Maturity<br>Date | Settlement<br>Date | Settlement<br>Price | Yield | Accreted<br>Price | Accrued<br>Interest | Computation<br>Date<br>Value |
|---------------------------------|---------------|--------|------------------|--------------------|---------------------|-------|-------------------|---------------------|------------------------------|
| WoodForest Checking             | 23,620,493.74 | N/A    | N/A              | N/A                | 100.000             | Var   | 100.000           | 6,564.03            | 23,627,057.77                |
| Value as of September 30, 2020: |               |        |                  |                    |                     |       |                   |                     | <u><b>23,627,057.77</b></u>  |



**\$45,670,000**  
**Montgomery County, Texas**  
**Unlimited Tax Road Bonds,**  
**Series 2018**

**Schedule F2 - Construction Fund**  
**Net Nonpurpose Investments Cash Flow**

**Fund 1**

| Date             | Description | Net<br>Nonpurpose<br>Investments<br>Cash Flow | Muni-Days/<br>Computation<br>Date | Rebate Calculations      |                            | IRR Calculations         |                      |
|------------------|-------------|---|-----------------------------------|--------------------------|----------------------------|--------------------------|----------------------|
|                  |             |   |                                   | FV Factor @<br>3.152044% | FV As Of<br>09/30/20       | FV Factor @<br>2.085321% | FV As Of<br>09/30/20 |
| 05/31/18         | Deposit     | (50,006,642.64)                               | 840                               | 1.07570272               | (53,792,281.43)            | 1.04959625               | (52,486,784.78)      |
| 06/26/18         | W/D         | 7,422,212.54                                  | 814                               | 1.07327575               | 7,966,080.70               | 1.04802486               | 7,778,663.22         |
| 08/09/18         | W/D         | 301,294.36                                    | 771                               | 1.06927392               | 322,166.20                 | 1.04543116               | 314,982.51           |
| 01/22/19         | Deposit     | (1,689.05)                                    | 608                               | 1.05423921               | (1,780.66)                 | 1.03565742               | (1,749.28)           |
| 02/07/19         | W/D         | 4,243,938.56                                  | 593                               | 1.05286631               | 4,468,299.95               | 1.03476260               | 4,391,468.89         |
| 02/19/19         | Deposit     | (300.00)                                      | 581                               | 1.05176929               | (315.53)                   | 1.03404730               | (310.21)             |
| 03/28/19         | W/D         | 1,689.05                                      | 542                               | 1.04821183               | 1,770.48                   | 1.03172599               | 1,742.64             |
| 06/12/19         | W/D         | 300.00  | 468                               | 1.04149483               | 312.45                     | 1.02733577               | 308.20               |
| 07/30/19         | W/D         | 6,373,798.29                                  | 420                               | 1.03716089               | 6,610,654.33               | 1.02449805               | 6,529,943.92         |
| 09/25/19         | W/D         | 1,688,724.34                                  | 365                               | 1.03221709               | 1,743,130.12               | 1.02125613               | 1,724,620.09         |
| 02/26/20         | W/D         | 318,264.87                                    | 214                               | 1.01876492               | 324,237.08                 | 1.01240825               | 322,213.98           |
| 02/26/20         | W/D         | 2,704,689.71                                  | 214                               | 1.01876492               | 2,755,443.00               | 1.01240825               | 2,738,250.17         |
| 06/22/20         | W/D         | 13,920.00                                     | 98                                | 1.00854999               | 14,039.02                  | 1.00566329               | 13,998.83            |
| 06/22/20         | W/D         | 5,017,180.29                                  | 98                                | 1.00854999               | 5,060,077.15               | 1.00566329               | 5,045,594.05         |
| 09/30/20         | Balance     | 23,627,057.77                                 | 0                                 | 1.00000000               | 23,627,057.77              | 1.00000000               | 23,627,057.77        |
| <b>Earnings:</b> |             | <b><u>1,704,438.09</u></b>                    |                                   | <b>Excess Earnings:</b>  | <b><u>(901,109.39)</u></b> |                          | <b><u>(0.00)</u></b> |



## Montgomery County, Texas

\$26,965,000 Unlimited Tax Refunding Bonds, Series 2018

\$89,010,000 Unlimited Tax Road Bonds, Series 2018B

### INTERIM ARBITRAGE REBATE ANALYSIS

For the Computation Period:

December 6, 2018 – September 30, 2020

**TABLE OF CONTENTS**

Transmittal Letter

Opinion by Orrick, Herrington & Sutcliffe LLP

Notes and Assumptions

Definitions

The Bonds

Schedule A - Summary of Rebate Analysis

Schedule B - Sources & Uses of Funds

Schedule C - Annual Debt Service & Production

Schedule D - Semi-Annual Debt Service

Schedule E - Arbitrage Yield Calculation

Rebate Computations



BLX Group LLC

2711 N. Haskell Ave., Lockbox 35, Suite 2600 SW

Dallas, TX 75204

Ph 214 989 2700 Fx 214 989 2712

blxgroup.com

October 12, 2020

Montgomery County  
P.O. Box 539  
Conroe, Texas 77305

Re: Montgomery County, Texas  
\$26,965,000 Unlimited Tax Refunding Bonds, Series 2018  
\$89,010,000 Unlimited Tax Road Bonds, Series 2018B  
Interim Arbitrage Rebate Analysis  
Computation Period: December 6, 2018 through September 30, 2020

Ladies and Gentlemen:

This report (the "Report"), which is being delivered to you pursuant to our engagement letter, consists of computations and the assumptions on which such computations are based with respect to the rebate liability of the Montgomery County, Texas (the "Issuer") in connection with the above-captioned issue (the "Bonds") for the above-referenced period (the "Interim Computation Period").

The computations herein are based on an analysis of existing laws, regulations, and rulings. The Department of the Treasury ("Treasury") may publish additional regulations and supplement, amend, or interpret such laws, regulations, and rulings from time to time, with the result that the amount of rebate liability described in the Report may be subject to adjustment under such future pronouncements.

The scope of our engagement was limited to preparing the Report based on information supplied to us. In accordance with our engagement letter (which is incorporated herein by reference), our engagement did not include determination of whether securities allocable to proceeds of the Bonds were purchased at fair market value within the meaning of the Treasury Regulations, or an audit or review of the investments acquired with gross proceeds or the payment of debt service on the Bonds. With your permission, we have relied entirely on the information provided to us without independent verification, and we express no opinion as to the completeness, accuracy, or suitability of such information for purposes of calculating rebate liability with respect to the Bonds. We have undertaken no responsibility to audit or review the tax-exempt status of interest on the Bonds or any other aspect of the Bond program. We are under no obligation to consider any information obtained by us pursuant to this engagement for any purpose other than determining such rebate liability. Also, we have no obligation to update this Report because of any events occurring, changes in existing laws, regulations, or rulings or interpretations thereof, or data or information received, subsequent to the date hereof.



For the Interim Computation Period December 6, 2018 through September 30, 2020:

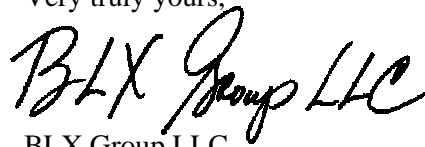
|                                 |               |
|---------------------------------|---------------|
| Allowable Yield on Investments: | 3.722085%     |
| Cumulative Rebate Liability:    | <u>\$0.00</u> |

Ninety percent (90%) of the Cumulative Rebate Liability (reduced by any applicable computation date credits) is required to be rebated to the United States no later than 60 days after December 6, 2023 (the end of the fifth Bond Year). Such Cumulative Rebate Liability is subject to change, however, pursuant to computations undertaken up to and including December 6, 2023. Additionally, should the Bonds be retired prior to December 6, 2023, 100% of the Cumulative Rebate Liability (reduced by any applicable computation date credits) as of such retirement date will become due and payable within 60 days.

This Report does not address or determine the amount of any penalty in lieu of rebate that may be payable with respect to the Bonds.

This Report is not to be used, circulated, quoted, referred to, or relied upon by any other person without our express written permission.

Very truly yours,

  
BLX Group LLC



October 12, 2020

Montgomery County, Texas  
P.O. Box 539  
Conroe, Texas 77305

**Orrick, Herrington & Sutcliffe LLP**  
777 South Figueroa Street  
Suite 3200  
Los Angeles, CA 90017-5855  
+1 213 629 2020  
[orrick.com](http://orrick.com)

Re: Montgomery County, Texas  
\$26,965,000 Unlimited Tax Refunding Bonds, Series 2018  
\$89,010,000 Unlimited Tax Road Bonds, Series 2018B  
Interim Arbitrage Rebate Analysis  
Computation Period: December 6, 2018 through September 30, 2020

Ladies and Gentlemen:

This opinion is being delivered to you pursuant to our engagement to provide certain legal services and accompanies a report (the "Report") prepared on the date hereof by BLX Group LLC ("BLX") consisting of computations and the assumptions on which such computations are based with respect to the rebate liability of the Montgomery County, Texas (the "Issuer") in connection with the above-captioned issue (the "Bonds") for the above-referenced period (the "Interim Computation Period"). In particular, we note that our opinion is specifically subject to the notes and assumptions contained in the Report.

The opinion expressed herein is based on an analysis of existing laws, regulations, and rulings. The Department of the Treasury ("Treasury") may publish additional regulations and supplement, amend, or interpret such laws, regulations, and rulings from time to time, with the result that the amount of rebate liability described in the Report and in this opinion may be subject to adjustment under such future pronouncements.

The scope of our engagement was limited to preparing this opinion, based on information supplied to us by you and BLX. Our engagement did not include determination of whether securities allocable to proceeds of the Bonds were purchased at fair market value within the meaning of the Treasury Regulations, or an audit or review of the investments acquired with gross proceeds or the payment of debt service on the Bonds. With your permission, we have relied entirely on information provided by you and BLX without independent verification, and we express no opinion as to the completeness, accuracy, or suitability of such information for purposes of calculating rebate liability with respect to the Bonds. We have undertaken no responsibility to audit or review the tax-exempt status of interest on the Bonds or any other aspect of the Bond program. No opinion is expressed on any matter other than rebate liability to the extent set forth below, and we are under no obligation to consider any information obtained by us pursuant to this engagement for any purpose other than determining such rebate liability. Also, we have no obligation to update this opinion because of any events occurring, changes in existing laws, regulations, or rulings or interpretations thereof, or data or information received, subsequent to the date hereof.

Based on and subject to the foregoing, and subject to the notes and assumptions contained in the Report, in our opinion, the computations shown in the Report were performed in accordance with applicable federal law and regulations and reflect the following:



For the Interim Computation Period December 6, 2018 through September 30, 2020:

|                                 |               |
|---------------------------------|---------------|
| Allowable Yield on Investments: | 3.722085%     |
| Cumulative Rebate Liability:    | <u>\$0.00</u> |

This opinion and Report do not address or determine the amount of any penalty in lieu of rebate that may be payable with respect to the Bonds.

This opinion is not to be used, circulated, quoted, referred to, or relied upon by any other person without our express written permission.

Very truly yours,

A handwritten signature in cursive script that reads "Orrick, Herrington &amp; Sutcliffe LLP".

ORRICK, HERRINGTON & SUTCLIFFE LLP



**NOTES AND ASSUMPTIONS**

1. The Dated Date of the Bonds is December 1, 2018.
2. The Issue Date of the Bonds is December 6, 2018.
3. The Interim Computation Period is December 6, 2018 to September 30, 2020.
4. The Bonds constitute one issue for federal taxation purposes and are not treated as part of any other issue of governmental obligations.
5. The end of the first Bond Year with respect to the Bonds for purposes of determining installment computation dates is December 6, 2019. Subsequent Bond Years end annually thereafter until the final redemption date of the Bonds.
6. For debt service, yield, and investment cash flow purposes, all payments and receipts with respect to the Bonds and proceeds thereof are accurately set forth in the schedules contained herein.
7. The purchase price of each investment is at fair market value, exclusive of brokerage commissions, administrative expenses, or similar expenses and is representative of an arm's length transaction which did not reduce the rebate amount required to be paid to the United States.
8. The Bonds are not "refunded" bonds. The Bonds are "refunding" bonds, the proceeds of which were used to refund prior debt of the Issuer as described below (the "Prior Bonds"), and, therefore, give rise to transferred proceeds from the Prior Bonds pursuant to the Treasury Regulations. Accordingly, proceeds of the Prior Bonds, if any, cease to be treated as proceeds of the Prior Bonds and instead are treated as proceeds of the Bonds as proceeds of the Bonds are used to discharge principal of the Prior Bonds.

The following bonds of the Issuer have been refunded by the Bonds:  
Unlimited Tax Refunding Bonds, Series 2010

9. The Debt Service Fund does not constitute a bona fide debt service fund in certain bond years; however, the allocable portion of this fund was invested at an average weighted yield less than the yield on the Bonds. Therefore, we have conservatively excluded such amounts from the calculation of rebate liability as its inclusion would only contribute additional negative arbitrage.



## **DEFINITIONS**

1. 1992 Regulations: The Treasury Regulations issued on May 18, 1992.
2. 1993 Regulations: The Treasury Regulations issued on June 14, 1993.
3. Treasury Regulations: Either the 1992 Regulations or the 1993 Regulations, as applicable.
4. Bona Fide Debt Service Fund: Pursuant to Section 148(f)(4)(A) of the Internal Revenue Code (the “Code”), amounts held in a bona fide debt service fund in connection with either short term, private activity or variable rate bonds are not subject to rebate if gross earnings on such fund do not exceed \$100,000 in each bond year. Amounts held in a bona fide debt service fund for all other bond issues are not subject to rebate. As defined in Section 1.148-1(b) of the 1993 Regulations, a bona fide debt service fund may include proceeds of an issue.
5. Commingled Fund: As defined in Section 1.148-4(a)(4) of the 1992 Regulations or Section 1.148-1(b) of the 1993 Regulations.

Commingled Funds arise when gross proceeds of a bond issue are mixed or “commingled” with other monies (e.g., proceeds of other bonds issues, equity contributions, revenues, etc.). Uncommingling generally entails employing one of the methodologies allowable under the Treasury Regulations to identify the portions of investments, and earnings thereon, made with gross proceeds of the bond issue under examination.

6. Qualified Guarantee: As defined in Section 1.148-3(b)(12) of the 1992 Regulations or Section 1.148-4(f) of the 1993 Regulations.
7. Qualified Hedge: As defined in Section 1.148-4(h)(2) of the 1993 Regulations.
8. Transferred Proceeds: As defined in Section 1.148-11(c) of the 1992 Regulations or Section 1.148-9(b) of the 1993 Regulations.

Transferred Proceeds arise when a bond issue (the “Refunding Bonds”) defeases or redeems one or more bond issues (the “Refunded Bonds”). Proceeds of the Refunded Bonds become Transferred Proceeds of the Refunding Bonds as proceeds of the Refunding Bonds are used to redeem principal of the Refunded Bonds. Subsequent to being transferred, arbitrage earnings on Transferred Proceeds are calculated using the arbitrage yield of the Refunding Bonds.

9. Yield Restricted Funds: Any funds required to be invested at a yield that is not materially higher than the yield on the Bonds under Section 148(a) of the Code and Section 1.148-2 of the 1993 Regulations.

Yield restricted funds typically arise in connection with project, construction or acquisition proceeds that remain unspent subsequent to the expiration of the allocable “temporary period” during which such proceeds can be invested without regard to yield. Yield restricted funds also arise in connection with advance refundings, sinking funds, and over-funded reserve funds.

10. Universal Cap: As described in Section 1.148-4(b)(3) of the 1992 Regulations or Section 1.148-6(b)(2) of the 1993 Regulations.
11. Computation Date Credit: Per Section 1.148-2(b)(4) of the 1992 Regulations, a \$3,000 credit is applied on each eligible computation date. Per Section 1.148-3(d)(iv) of the 1993 Regulations, a \$1,000 credit is applied on the last day of each Bond Year during which amounts are allocated to gross proceeds of an issue that are subject to the rebate requirement. In addition, pursuant to Final Treasury Regulations, dated July 18, 2016, for any Bond Year ending in 2007, a computation date credit in the amount of \$1,400 and, for Bond Years ending after 2007, a computation date credit in the amount of \$1,400 or higher (as adjusted in the future for inflation as described in said Regulations) is applicable.

**Montgomery County, Texas**  
**\$26,965,000 Unlimited Tax Refunding Bonds, Series 2018**  
**\$89,010,000 Unlimited Tax Road Bonds, Series 2018B**

**Schedule A - Summary of Rebate Analysis**

Issue Date: December 6, 2018  
Rebate Computation Date: September 30, 2020  
Client Matter Number: 42182-4936

| Fund<br>Reference<br>Number | Fund<br>Description | Current<br>Fund Status | Computation<br>Date<br>Valuation | Gross<br>Earnings            | Internal<br>Rate of<br>Return | Excess<br>Earnings             |
|-----------------------------|---------------------|------------------------|----------------------------------|------------------------------|-------------------------------|--------------------------------|
| 1                           | Escrow Fund         | Inactive               | \$0.00                           | \$147,999.45                 | 2.225677%                     | (\$104,966.37)                 |
| 2                           | Construction Fund   | Active                 | \$69,804,016.97                  | \$2,930,427.00               | 1.929807%                     | (\$2,793,192.20)               |
| <b>Totals:</b>              |                     |                        | <b><u>\$69,804,016.97</u></b>    | <b><u>\$3,078,426.44</u></b> |                               | <b><u>(\$2,898,158.57)</u></b> |

| <b>Summary</b>                      |          |              |                                |
|-------------------------------------|----------|--------------|--------------------------------|
| Arbitrage Yield:                    |          |              | 3.722085%                      |
| Return on Investments:              |          |              | 1.942544%                      |
| Shortfall %:                        |          |              | -1.779542%                     |
| Actual Gross Earnings:              |          |              | 3,078,426.44                   |
| Allowable Gross Earnings:           |          |              | 5,976,585.01                   |
| <b>Excess Earnings:</b>             |          |              | <b><u>(\$2,898,158.57)</u></b> |
| FV of Computation Date Credit:      | 12/06/19 | (\$1,730.00) | (\$1,782.90)                   |
| <b>Cumulative Rebate Liability:</b> |          |              | <b><u>(\$2,899,941.46)</u></b> |

**Montgomery County, Texas**  
**\$26,965,000 Unlimited Tax Refunding Bonds, Series 2018**  
**\$89,010,000 Unlimited Tax Road Bonds, Series 2018B**

|   |
|---|
| <b>Schedule B - Sources &amp; Uses of Funds</b> |
|---|

| <i>Sources of Funds</i>             | Bond<br>Proceeds             | Prior Bond<br>Proceeds | Other<br>Sources         | Total                        |
|-------------------------------------|------------------------------|------------------------|--------------------------|------------------------------|
| Par Amount                          | 115,975,000.00               |                        |                          |                              |
| + Original Issue Premium            | 5,873,491.70                 |                        |                          |                              |
| - Original Issue Discount           | 0.00                         |                        |                          |                              |
| Net Production                      |                              | 121,848,491.70         |                          | 121,848,491.70               |
| Accrued Interest                    |                              | 0.00                   |                          | 0.00                         |
| Issuer Contribution                 |                              |                        | 352,981.00               | 352,981.00                   |
| <b>Total Sources:</b>               | <b><u>121,848,491.70</u></b> | <b><u>0.00</u></b>     | <b><u>352,981.00</u></b> | <b><u>122,201,472.70</u></b> |
| <br><i>Uses of Funds</i>            |                              |                        |                          |                              |
| Escrow Fund                         | 28,245,645.00                |                        | 352,981.00               | 28,598,626.00                |
| Initial Cash Deposit to Escrow Fund | 0.03                         |                        |                          | 0.03                         |
| Construction Fund                   | 89,600,000.00                |                        |                          | 89,600,000.00                |
| Capitalized Interest Fund           | 2,866,637.50                 |                        |                          | 2,866,637.50                 |
| Costs of Issuance                   | 433,212.17                   |                        |                          | 433,212.17                   |
| Underwriter's Discount              | 702,997.00                   |                        |                          | 702,997.00                   |
| <b>Total Uses:</b>                  | <b><u>121,848,491.70</u></b> | <b><u>0.00</u></b>     | <b><u>352,981.00</u></b> | <b><u>122,201,472.70</u></b> |

**Montgomery County, Texas**  
**\$26,965,000 Unlimited Tax Refunding Bonds, Series 2018**  
**\$89,010,000 Unlimited Tax Road Bonds, Series 2018B**

**Schedule C - Annual Debt Service & Production**

| Period<br>Ending | Unlimited Tax Refunding Bonds |               |        |         |                   | Unlimited Tax Road Bonds |                      |        |                   |                      | Debt<br>Service       | Production            |
|------------------|-------------------------------|---------------|--------|---------|-------------------|--------------------------|----------------------|--------|-------------------|----------------------|-----------------------|-----------------------|
|                  | Coupon                        | Par<br>Amount | Yield  | Price   | Interest          | Coupon                   | Par<br>Amount        | Yield  | Price             | Interest             |                       |                       |
| 03/01/19         |                               |               |        |         | 254,669.44        |                          |                      |        |                   | 919,487.50           | 1,174,156.94          |                       |
| 03/01/20         |                               |               |        |         | 1,078,600.00      | 5.000%                   | 500,000              | 2.120% | 103.492           | 3,894,300.00         | 5,472,900.00          | 517,460.00            |
| 03/01/21         |                               |               |        |         | 1,078,600.00      | 5.000%                   | 580,000              | 2.220% | 106.028           | 3,869,300.00         | 5,527,900.00          | 614,962.40            |
| 03/01/22         |                               |               |        |         | 1,078,600.00      | 5.000%                   | 630,000              | 2.320% | 108.305           | 3,840,300.00         | 5,548,900.00          | 682,321.50            |
| 03/01/23         |                               |               |        |         | 1,078,600.00      | 5.000%                   | 660,000              | 2.420% | 110.324           | 3,808,800.00         | 5,547,400.00          | 728,138.40            |
| 03/01/24         |                               |               |        |         | 1,078,600.00      | 5.000%                   | 695,000              | 2.530% | 112.038           | 3,775,800.00         | 5,549,400.00          | 778,664.10            |
| 03/01/25         |                               |               |        |         | 1,078,600.00      | 5.000%                   | 730,000              | 2.630% | 113.545           | 3,741,050.00         | 5,549,650.00          | 828,878.50            |
| 03/01/26         |                               |               |        |         | 1,078,600.00      | 5.000%                   | 770,000              | 2.750% | 114.668           | 3,704,550.00         | 5,553,150.00          | 882,943.60            |
| 03/01/27         |                               |               |        |         | 1,078,600.00      | 5.000%                   | 805,000              | 2.870% | 115.520           | 3,666,050.00         | 5,549,650.00          | 929,936.00            |
| 03/01/28         |                               |               |        |         | 1,078,600.00      | 3.500%                   | 840,000              | 2.960% | 104.332           | 3,625,800.00         | 5,544,400.00          | 876,388.80            |
| 03/01/29         | 4.000%                        | 11,625,000    | 3.190% | 106.431 | 1,078,600.00      | 5.000%                   | 1,475,000            | 3.070% | 115.414           | 3,596,400.00         | 17,775,000.00         | 14,074,960.25         |
| 03/01/30         | 4.000%                        | 15,340,000    | 3.310% | 105.448 | 613,600.00        | 5.000%                   | 1,540,000            | 3.150% | 114.721           | 3,522,650.00         | 21,016,250.00         | 17,942,426.60         |
| 03/01/31         |                               |               |        |         |                   | 5.000%                   | 4,415,000            | 3.220% | 114.118           | 3,445,650.00         | 7,860,650.00          | 5,038,309.70          |
| 03/01/32         |                               |               |        |         |                   | 5.000%                   | 4,645,000            | 3.280% | 113.605           | 3,224,900.00         | 7,869,900.00          | 5,276,952.25          |
| 03/01/33         |                               |               |        |         |                   | 5.000%                   | 5,185,000            | 3.330% | 113.179           | 2,992,650.00         | 8,177,650.00          | 5,868,331.15          |
| 03/01/34         |                               |               |        |         |                   | 5.000%                   | 5,450,000            | 3.380% | 112.755           | 2,733,400.00         | 8,183,400.00          | 6,145,147.50          |
| 03/01/35         |                               |               |        |         |                   | 5.000%                   | 5,730,000            | 3.430% | 112.333           | 2,460,900.00         | 8,190,900.00          | 6,436,680.90          |
| 03/01/36         |                               |               |        |         |                   | 4.000%                   | 5,995,000            | 3.850% | 101.151           | 2,174,400.00         | 8,169,400.00          | 6,064,002.45          |
| 03/01/37         |                               |               |        |         |                   | 4.000%                   | 6,240,000            | 3.890% | 100.841           | 1,934,600.00         | 8,174,600.00          | 6,292,478.40          |
| 03/01/38         |                               |               |        |         |                   | 4.000%                   | 6,495,000            | 3.940% | 100.455           | 1,685,000.00         | 8,180,000.00          | 6,524,552.25          |
| 03/01/39         |                               |               |        |         |                   | 4.000%                   | 6,760,000            | 3.990% | 100.071           | 1,425,200.00         | 8,185,200.00          | 6,764,799.60          |
| 03/01/40         |                               |               |        |         |                   | 4.000%                   | 6,935,000            | 4.020% | 99.711            | 1,154,800.00         | 8,089,800.00          | 6,914,957.85          |
| 03/01/41         |                               |               |        |         |                   | 4.000%                   | 7,215,000            | 4.080% | 98.770            | 877,400.00           | 8,092,400.00          | 7,126,255.50          |
| 03/01/42         |                               |               |        |         |                   | 4.000%                   | 7,315,000            | 4.080% | 98.770            | 588,800.00           | 7,903,800.00          | 7,225,025.50          |
| 03/01/43         |                               |               |        |         |                   | 4.000%                   | 7,405,000            | 4.080% | 98.770            | 296,200.00           | 7,701,200.00          | 7,313,918.50          |
|                  |                               |               |        |         | <u>26,965,000</u> |                          | <u>11,654,269.44</u> |        | <u>89,010,000</u> | <u>66,958,387.50</u> | <u>194,587,656.94</u> | <u>121,848,491.70</u> |

**Montgomery County, Texas**  
**\$26,965,000 Unlimited Tax Refunding Bonds, Series 2018**  
**\$89,010,000 Unlimited Tax Road Bonds, Series 2018B**

**Schedule D - Semi-Annual Debt Service**

| Date     | Coupon | Unlimited Tax Road Bonds |                       |                     | Coupon | Limited Tax Refunding Bonds |                       |                      | Debt Service          |
|----------|--------|--------------------------|-----------------------|---------------------|--------|-----------------------------|-----------------------|----------------------|-----------------------|
|          |        | Principal Amount         | Accelerated Principal | Interest            |        | Principal Amount            | Accelerated Principal | Interest             |                       |
| 03/01/19 |        |                          |                       | 254,669.44          |        |                             |                       | 919,487.50           | 1,174,156.94          |
| 09/01/19 |        |                          |                       | 539,300.00          |        |                             |                       | 1,947,150.00         | 2,486,450.00          |
| 03/01/20 |        |                          |                       | 539,300.00          | 5.000% | 500,000.00                  |                       | 1,947,150.00         | 2,986,450.00          |
| 09/01/20 |        |                          |                       | 539,300.00          |        |                             |                       | 1,934,650.00         | 2,473,950.00          |
| 03/01/21 |        |                          |                       | 539,300.00          | 5.000% | 580,000.00                  |                       | 1,934,650.00         | 3,053,950.00          |
| 09/01/21 |        |                          |                       | 539,300.00          |        |                             |                       | 1,920,150.00         | 2,459,450.00          |
| 03/01/22 |        |                          |                       | 539,300.00          | 5.000% | 630,000.00                  |                       | 1,920,150.00         | 3,089,450.00          |
| 09/01/22 |        |                          |                       | 539,300.00          |        |                             |                       | 1,904,400.00         | 2,443,700.00          |
| 03/01/23 |        |                          |                       | 539,300.00          | 5.000% | 660,000.00                  |                       | 1,904,400.00         | 3,103,700.00          |
| 09/01/23 |        |                          |                       | 539,300.00          |        |                             |                       | 1,887,900.00         | 2,427,200.00          |
| 03/01/24 |        |                          |                       | 539,300.00          | 5.000% | 695,000.00                  |                       | 1,887,900.00         | 3,122,200.00          |
| 09/01/24 |        |                          |                       | 539,300.00          |        |                             |                       | 1,870,525.00         | 2,409,825.00          |
| 03/01/25 |        |                          |                       | 539,300.00          | 5.000% | 730,000.00                  |                       | 1,870,525.00         | 3,139,825.00          |
| 09/01/25 |        |                          |                       | 539,300.00          |        |                             |                       | 1,852,275.00         | 2,391,575.00          |
| 03/01/26 |        |                          |                       | 539,300.00          | 5.000% | 770,000.00                  |                       | 1,852,275.00         | 3,161,575.00          |
| 09/01/26 |        |                          |                       | 539,300.00          |        |                             |                       | 1,833,025.00         | 2,372,325.00          |
| 03/01/27 |        |                          |                       | 539,300.00          | 5.000% | 805,000.00                  |                       | 1,833,025.00         | 3,177,325.00          |
| 09/01/27 |        |                          |                       | 539,300.00          |        |                             |                       | 1,812,900.00         | 2,352,200.00          |
| 03/01/28 |        |                          | 26,965,000            | 539,300.00          | 3.500% | 840,000.00                  | 28,440,000            | 1,812,900.00         | 58,597,200.00         |
| 09/01/28 |        |                          |                       |                     |        |                             |                       | 1,087,200.00         | 1,087,200.00          |
| 03/01/29 | 4.000% |                          |                       |                     | 5.000% |                             |                       | 1,087,200.00         | 1,087,200.00          |
| 09/01/29 |        |                          |                       |                     |        |                             |                       | 1,087,200.00         | 1,087,200.00          |
| 03/01/30 | 4.000% |                          |                       |                     | 5.000% |                             |                       | 1,087,200.00         | 1,087,200.00          |
| 09/01/30 |        |                          |                       |                     |        |                             |                       | 1,087,200.00         | 1,087,200.00          |
| 03/01/31 |        |                          |                       |                     | 5.000% |                             |                       | 1,087,200.00         | 1,087,200.00          |
| 09/01/31 |        |                          |                       |                     |        |                             |                       | 1,087,200.00         | 1,087,200.00          |
| 03/01/32 |        |                          |                       |                     | 5.000% |                             |                       | 1,087,200.00         | 1,087,200.00          |
| 09/01/32 |        |                          |                       |                     |        |                             |                       | 1,087,200.00         | 1,087,200.00          |
| 03/01/33 |        |                          |                       |                     | 5.000% |                             |                       | 1,087,200.00         | 1,087,200.00          |
| 09/01/33 |        |                          |                       |                     |        |                             |                       | 1,087,200.00         | 1,087,200.00          |
| 03/01/34 |        |                          |                       |                     | 5.000% |                             |                       | 1,087,200.00         | 1,087,200.00          |
| 09/01/34 |        |                          |                       |                     |        |                             |                       | 1,087,200.00         | 1,087,200.00          |
| 03/01/35 |        |                          |                       |                     | 5.000% |                             |                       | 1,087,200.00         | 1,087,200.00          |
| 09/01/35 |        |                          |                       |                     |        |                             |                       | 1,087,200.00         | 1,087,200.00          |
| 03/01/36 |        |                          |                       |                     | 4.000% | 5,995,000.00                |                       | 1,087,200.00         | 7,082,200.00          |
| 09/01/36 |        |                          |                       |                     |        |                             |                       | 967,300.00           | 967,300.00            |
| 03/01/37 |        |                          |                       |                     | 4.000% | 6,240,000.00                |                       | 967,300.00           | 7,207,300.00          |
| 09/01/37 |        |                          |                       |                     |        |                             |                       | 842,500.00           | 842,500.00            |
| 03/01/38 |        |                          |                       |                     | 4.000% | 6,495,000.00                |                       | 842,500.00           | 7,337,500.00          |
| 09/01/38 |        |                          |                       |                     |        |                             |                       | 712,600.00           | 712,600.00            |
| 03/01/39 |        |                          |                       |                     | 4.000% | 6,760,000.00                |                       | 712,600.00           | 7,472,600.00          |
| 09/01/39 |        |                          |                       |                     |        |                             |                       | 577,400.00           | 577,400.00            |
| 03/01/40 |        |                          |                       |                     | 4.000% | 6,935,000.00                |                       | 577,400.00           | 7,512,400.00          |
| 09/01/40 |        |                          |                       |                     |        |                             |                       | 438,700.00           | 438,700.00            |
| 03/01/41 |        |                          |                       |                     | 4.000% | 7,215,000.00                |                       | 438,700.00           | 7,653,700.00          |
| 09/01/41 |        |                          |                       |                     |        |                             |                       | 294,400.00           | 294,400.00            |
| 03/01/42 |        |                          |                       |                     | 4.000% | 7,315,000.00                |                       | 294,400.00           | 7,609,400.00          |
| 09/01/42 |        |                          |                       |                     |        |                             |                       | 148,100.00           | 148,100.00            |
| 03/01/43 |        |                          |                       |                     | 4.000% | 7,405,000.00                |                       | 148,100.00           | 7,553,100.00          |
|          |        | <u>0</u>                 | <u>26,965,000</u>     | <u>9,962,069.44</u> |        | <u>60,570,000</u>           | <u>28,440,000</u>     | <u>60,202,637.50</u> | <u>186,139,706.94</u> |

**Montgomery County, Texas**  
**\$26,965,000 Unlimited Tax Refunding Bonds, Series 2018**  
**\$89,010,000 Unlimited Tax Road Bonds, Series 2018B**

**Schedule E - Arbitrage Yield Calculation**

| Date     | Total<br>Issue<br>Payments | Discount<br>Factor @<br>3.722085% | Present<br>Value as of<br>12/06/18 |
|----------|----------------------------|-----------------------------------|------------------------------------|
| 03/01/19 | 1,174,156.94               | 0.99133032                        | 1,163,977.38                       |
| 09/01/19 | 2,486,450.00               | 0.97321831                        | 2,419,858.67                       |
| 03/01/20 | 2,986,450.00               | 0.95543722                        | 2,853,365.47                       |
| 09/01/20 | 2,473,950.00               | 0.93798099                        | 2,320,518.07                       |
| 03/01/21 | 3,053,950.00               | 0.92084369                        | 2,812,210.60                       |
| 09/01/21 | 2,459,450.00               | 0.90401950                        | 2,223,390.77                       |
| 03/01/22 | 3,089,450.00               | 0.88750270                        | 2,741,895.22                       |
| 09/01/22 | 2,443,700.00               | 0.87128766                        | 2,129,165.66                       |
| 03/01/23 | 3,103,700.00               | 0.85536888                        | 2,654,808.40                       |
| 09/01/23 | 2,427,200.00               | 0.83974095                        | 2,038,219.22                       |
| 03/01/24 | 3,122,200.00               | 0.82439854                        | 2,573,937.11                       |
| 09/01/24 | 2,409,825.00               | 0.80933644                        | 1,950,359.19                       |
| 03/01/25 | 3,139,825.00               | 0.79454953                        | 2,494,746.49                       |
| 09/01/25 | 2,391,575.00               | 0.78003279                        | 1,865,506.92                       |
| 03/01/26 | 3,161,575.00               | 0.76578127                        | 2,421,074.93                       |
| 09/01/26 | 2,372,325.00               | 0.75179014                        | 1,783,490.54                       |
| 03/01/27 | 3,177,325.00               | 0.73805463                        | 2,345,039.41                       |
| 09/01/27 | 2,352,200.00               | 0.72457007                        | 1,704,333.71                       |
| 03/01/28 | 58,597,200.00              | 0.71133188                        | 41,682,056.23                      |
| 09/01/28 | 1,087,200.00               | 0.69833555                        | 759,230.41                         |
| 03/01/29 | 1,087,200.00               | 0.68557668                        | 745,358.96                         |
| 09/01/29 | 1,087,200.00               | 0.67305091                        | 731,740.95                         |
| 03/01/30 | 1,087,200.00               | 0.66075400                        | 718,371.75                         |
| 09/01/30 | 1,087,200.00               | 0.64868175                        | 705,246.80                         |
| 03/01/31 | 1,087,200.00               | 0.63683007                        | 692,361.66                         |
| 09/01/31 | 1,087,200.00               | 0.62519493                        | 679,711.93                         |
| 03/01/32 | 1,087,200.00               | 0.61377236                        | 667,293.31                         |
| 09/01/32 | 1,087,200.00               | 0.60255849                        | 655,101.59                         |
| 03/01/33 | 1,087,200.00               | 0.59154950                        | 643,132.62                         |
| 09/01/33 | 1,087,200.00               | 0.58074165                        | 631,382.33                         |
| 03/01/34 | 1,087,200.00               | 0.57013127                        | 619,846.71                         |
| 09/01/34 | 1,087,200.00               | 0.55971474                        | 608,521.86                         |
| 03/01/35 | 1,087,200.00               | 0.54948852                        | 597,403.92                         |
| 09/01/35 | 1,087,200.00               | 0.53944914                        | 586,489.11                         |
| 03/01/36 | 7,082,200.00               | 0.52959319                        | 3,750,684.86                       |
| 09/01/36 | 967,300.00                 | 0.51991730                        | 502,916.01                         |
| 03/01/37 | 7,207,300.00               | 0.51041820                        | 3,678,737.10                       |
| 09/01/37 | 842,500.00                 | 0.50109265                        | 422,170.56                         |
| 03/01/38 | 7,337,500.00               | 0.49193749                        | 3,609,591.30                       |
| 09/01/38 | 712,600.00                 | 0.48294959                        | 344,149.88                         |
| 03/01/39 | 7,472,600.00               | 0.47412590                        | 3,542,953.22                       |
| 09/01/39 | 577,400.00                 | 0.46546343                        | 268,758.58                         |
| 03/01/40 | 7,512,400.00               | 0.45695922                        | 3,432,860.46                       |
| 09/01/40 | 438,700.00                 | 0.44861039                        | 196,805.38                         |
| 03/01/41 | 7,653,700.00               | 0.44041410                        | 3,370,797.37                       |
| 09/01/41 | 294,400.00                 | 0.43236755                        | 127,289.01                         |
| 03/01/42 | 7,609,400.00               | 0.42446802                        | 3,229,946.96                       |
| 09/01/42 | 148,100.00                 | 0.41671282                        | 61,715.17                          |
| 03/01/43 | 7,553,100.00               | 0.40909930                        | 3,089,967.95                       |
|          | <b>186,139,706.94</b>      |                                   | <b>121,848,491.70</b>              |

| Issue Price Calculation        |                       |
|--------------------------------|-----------------------|
| + Par Amount of Issue          | 115,975,000.00        |
| + Accrued Interest             | 0.00                  |
| +/- Original Issue Prem/(Disc) | 5,873,491.70          |
| <b>Issue Price:</b>            | <b>121,848,491.70</b> |
| - Qualified Guarantee          | 0.00                  |
| <b>Adjusted Issue Price:</b>   | <b>121,848,491.70</b> |
| Present Value Result:          | 121,848,491.70        |
| Variance:                      | (0.00)                |
| <b>Arbitrage Yield:</b>        | <b>3.722085%</b>      |

**Montgomery County, Texas**  
**\$26,965,000 Unlimited Tax Refunding Bonds, Series 2018**  
**\$89,010,000 Unlimited Tax Road Bonds, Series 2018B**

|   |               |
|---|---------------|
| <b>Schedule F1 - Escrow Fund</b><br><i>Remaining Balance Analysis</i> | <b>Fund 1</b> |
|---|---------------|

| <b>Summary - Fund 1</b>  |                |
|--------------------------|----------------|
| Gross Earnings:          | \$147,999.45   |
| Internal Rate of Return: | 2.225677%      |
| Excess Earnings:         | (\$104,966.37) |

| Security<br>Type                       | Par<br>Amount | Coupon | Maturity<br>Date | Settlement<br>Date | Settlement<br>Price | Yield | Accreted<br>Price | Accrued<br>Interest | Computation<br>Date<br>Value |
|--|---------------|--------|------------------|--------------------|---------------------|-------|-------------------|---------------------|------------------------------|
| N/A                                    | N/A           | N/A    | N/A              | N/A                | N/A                 | N/A   | N/A               | N/A                 | 0.00                         |
| <b>Value as of September 30, 2020:</b> |               |        |                  |                    |                     |       |                   |                     | <b><u>0.00</u></b>           |



**Montgomery County, Texas**  
**\$26,965,000 Unlimited Tax Refunding Bonds, Series 2018**  
**\$89,010,000 Unlimited Tax Road Bonds, Series 2018B**

|   |               |
|---|---------------|
| <b>Schedule F2 - Escrow Fund</b><br><i>Net Nonpurpose Investments Cash Flow</i> | <b>Fund 1</b> |
|---|---------------|

| Date               | Description | Net<br>Nonpurpose<br>Investments<br>Cash Flow | Muni-Days/<br>Computation<br>Date | Rebate Calculations       |                      | IRR Calculations         |                      |
|--------------------|-------------|---|-----------------------------------|---------------------------|----------------------|--------------------------|----------------------|
|                    |             |   |                                   | FV Factor @<br>3.722085%  | FV As Of<br>09/30/20 | FV Factor @<br>2.225677% | FV As Of<br>09/30/20 |
| 12/06/18           | Deposit     | (28,598,626.00)                               | 654                               | 1.06929161                | (30,580,270.95)      | 1.04102918               | (29,772,004.10)      |
| 03/01/19           | Esc Rcpt.   | 28,748,474.97                                 | 569                               | 1.06002120                | 30,473,992.84        | 1.03560290               | 29,772,004.10        |
| 09/30/20           | Balance     | 0.00  | 0                                 | 1.00000000                | 0.00                 | 1.00000000               | 0.00                 |
| Earnings:          |             | 149,848.97                                    |                                   | Excess Earnings:          | (106,278.11)         |                          | 0.00                 |
| % Allocable:       |             | 98.766%                                       |                                   | % Allocable:              | 98.766%              |                          | 98.766%              |
| Adjusted Earnings: |             | <u>147,999.45</u>                             |                                   | Adjusted Excess Earnings: | <u>(104,966.37)</u>  |                          | <u>0.00</u>          |

**Montgomery County, Texas**  
**\$26,965,000 Unlimited Tax Refunding Bonds, Series 2018**  
**\$89,010,000 Unlimited Tax Road Bonds, Series 2018B**

|  |               |
|--|---------------|
| <b>Schedule G1 - Construction Fund</b> | <b>Fund 2</b> |
| <b>Remaining Balance Analysis</b>      |               |

| <b>Summary - Fund 2</b>  |                  |
|--------------------------|------------------|
| Gross Earnings:          | \$2,930,427.00   |
| Internal Rate of Return: | 1.929807%        |
| Excess Earnings:         | (\$2,793,192.20) |

| Security<br>Type                       | Par<br>Amount | Coupon | Maturity<br>Date | Settlement<br>Date | Settlement<br>Price | Yield | Accreted<br>Price | Accrued<br>Interest | Computation<br>Date<br>Value |
|--|---------------|--------|------------------|--------------------|---------------------|-------|-------------------|---------------------|------------------------------|
| Woodforest                             | 69,784,624.15 | N/A    | N/A              | N/A                | 100.000             | Var   | 100.000           | 19,392.82           | 69,804,016.97                |
| <b>Value as of September 30, 2020:</b> |               |        |                  |                    |                     |       |                   |                     | <b><u>69,804,016.97</u></b>  |

**Montgomery County, Texas**  
**\$26,965,000 Unlimited Tax Refunding Bonds, Series 2018**  
**\$89,010,000 Unlimited Tax Road Bonds, Series 2018B**

**Schedule G2 - Construction Fund**  
**Net Nonpurpose Investments Cash Flow**

**Fund 2**

| Date      | Description | Net<br>Nonpurpose<br>Investments<br>Cash Flow | Muni-Days/<br>Computation<br>Date | Rebate Calculations      |                       | IRR Calculations         |                      |
|-----------|-------------|---|-----------------------------------|--------------------------|-----------------------|--------------------------|----------------------|
|           |             |   |                                   | FV Factor @<br>3.722085% | FV As Of<br>09/30/20  | FV Factor @<br>1.929807% | FV As Of<br>09/30/20 |
| 12/06/18  | Deposit     | (89,600,000.00)                               | 654                               | 1.06929161               | (95,808,528.62)       | 1.03550591               | (92,781,329.57)      |
| 12/06/18  | W/D         | 29.00   | 654                               | 1.06929161               | 31.01                 | 1.03550591               | 30.03                |
| 12/06/18  | W/D         | 159.76  | 654                               | 1.06929161               | 170.83                | 1.03550591               | 165.43               |
| 12/10/18  | Deposit     | (29.00)                                       | 650                               | 1.06885355               | (31.00)               | 1.03528496               | (30.02)              |
| 12/10/18  | Deposit     | (159.76)                                      | 650                               | 1.06885355               | (170.76)              | 1.03528496               | (165.40)             |
| 04/30/19  | W/D         | 90,354,342.25                                 | 510                               | 1.05363373               | 95,200,382.97         | 1.02758140               | 92,846,441.32        |
| 04/30/19  | Deposit     | (90,354,342.25)                               | 510                               | 1.05363373               | (95,200,382.97)       | 1.02758140               | (92,846,441.32)      |
| 07/30/19  | W/D         | 1,518,372.00                                  | 420                               | 1.04396420               | 1,585,126.02          | 1.02265940               | 1,552,777.40         |
| 09/25/19  | W/D         | 3,500,759.42                                  | 365                               | 1.03809879               | 3,634,134.10          | 1.01966313               | 3,569,595.31         |
| 02/26/20  | W/D         | 8,788,508.78                                  | 214                               | 1.02216443               | 8,983,301.03          | 1.01148206               | 8,889,418.96         |
| 06/22/20  | W/D         | 38,130.48                                     | 98                                | 1.01008978               | 38,515.21             | 1.00524187               | 38,330.36            |
| 06/22/20  | W/D         | 8,880,639.35                                  | 98                                | 1.01008978               | 8,970,243.01          | 1.00524187               | 8,927,190.53         |
| 09/30/20  | Balance     | 69,804,016.97                                 | 0                                 | 1.00000000               | 69,804,016.97         | 1.00000000               | 69,804,016.97        |
| Earnings: |             | <u>2,930,427.00</u>                           |                                   | Excess Earnings:         | <u>(2,793,192.20)</u> |                          | <u>(0.00)</u>        |



## Montgomery County, Texas

\$53,140,000 Unlimited Tax Road Bonds, Series 2016

\$58,925,000 Limited Tax Refunding Bonds, Series 2016

### INTERIM ARBITRAGE REBATE ANALYSIS

For the Computation Period:

January 26, 2016 – September 30, 2020



**TABLE OF CONTENTS**

Transmittal Letter

Opinion by Orrick, Herrington & Sutcliffe LLP

Notes and Assumptions

Definitions

The Bonds

Schedule A - Summary of Rebate Analysis

Schedule B - Sources & Uses of Funds

Schedule C - Annual Debt Service & Production

Schedule D - Semi-Annual Debt Service

Schedule E - Arbitrage Yield Calculation

Rebate Computations



BLX Group LLC

2711 N. Haskell Ave., Lockbox 35, Suite 2600 SW

Dallas, TX 75204

Ph 214 989 2700 Fx 214 989 2712

blxgroup.com

October 12, 2020

Montgomery County  
P.O. Box 539  
Conroe, Texas 77305

Re: Montgomery County, Texas  
\$53,140,000 Unlimited Tax Road Bonds, Series 2016  
\$58,925,000 Limited Tax Refunding Bonds, Series 2016  
Interim Arbitrage Rebate Analysis  
Computation Period: January 26, 2016 through September 30, 2020

Ladies and Gentlemen:

This report (the "Report"), which is being delivered to you pursuant to our engagement letter, consists of computations and the assumptions on which such computations are based with respect to the rebate liability of the Montgomery County, Texas (the "Issuer") in connection with the above-captioned issue (the "Bonds") for the above-referenced period (the "Interim Computation Period").

The computations herein are based on an analysis of existing laws, regulations, and rulings. The Department of the Treasury ("Treasury") may publish additional regulations and supplement, amend, or interpret such laws, regulations, and rulings from time to time, with the result that the amount of rebate liability described in the Report may be subject to adjustment under such future pronouncements.

The scope of our engagement was limited to preparing the Report based on information supplied to us. In accordance with our engagement letter (which is incorporated herein by reference), our engagement did not include determination of whether securities allocable to proceeds of the Bonds were purchased at fair market value within the meaning of the Treasury Regulations, or an audit or review of the investments acquired with gross proceeds or the payment of debt service on the Bonds. With your permission, we have relied entirely on the information provided to us without independent verification, and we express no opinion as to the completeness, accuracy, or suitability of such information for purposes of calculating rebate liability with respect to the Bonds. We have undertaken no responsibility to audit or review the tax-exempt status of interest on the Bonds or any other aspect of the Bond program. We are under no obligation to consider any information obtained by us pursuant to this engagement for any purpose other than determining such rebate liability. Also, we have no obligation to update this Report because of any events occurring, changes in existing laws, regulations, or rulings or interpretations thereof, or data or information received, subsequent to the date hereof.



For the Interim Computation Period January 26, 2016 through September 30, 2020:


|                                 |               |
|---------------------------------|---------------|
| Allowable Yield on Investments: | 2.534427%     |
| Cumulative Rebate Liability:    | <u>\$0.00</u> |

Ninety percent (90%) of the Cumulative Rebate Liability (reduced by any applicable computation date credits) is required to be rebated to the United States no later than 60 days after January 26, 2021 (the end of the fifth Bond Year). Such Cumulative Rebate Liability is subject to change, however, pursuant to computations undertaken up to and including January 26, 2021. Additionally, should the Bonds be retired prior to January 26, 2021, 100% of the Cumulative Rebate Liability (reduced by any applicable computation date credits) as of such retirement date will become due and payable within 60 days.

This Report does not address or determine the amount of any penalty in lieu of rebate that may be payable with respect to the Bonds.

This Report is not to be used, circulated, quoted, referred to, or relied upon by any other person without our express written permission.

Very truly yours,

  
BLX Group LLC



October 12, 2020

Montgomery County, Texas  
P.O. Box 539  
Conroe, Texas 77305

**Orrick, Herrington & Sutcliffe LLP**  
777 South Figueroa Street  
Suite 3200  
Los Angeles, CA 90017-5855  
+1 213 629 2020  
[orrick.com](http://orrick.com)

Re: Montgomery County, Texas  
\$53,140,000 Unlimited Tax Road Bonds, Series 2016  
\$58,925,000 Limited Tax Refunding Bonds, Series 2016  
Interim Arbitrage Rebate Analysis  
Computation Period: January 26, 2016 through September 30, 2020

Ladies and Gentlemen:

This opinion is being delivered to you pursuant to our engagement to provide certain legal services and accompanies a report (the "Report") prepared on the date hereof by BLX Group LLC ("BLX") consisting of computations and the assumptions on which such computations are based with respect to the rebate liability of the Montgomery County, Texas (the "Issuer") in connection with the above-captioned issue (the "Bonds") for the above-referenced period (the "Interim Computation Period"). In particular, we note that our opinion is specifically subject to the notes and assumptions contained in the Report.

The opinion expressed herein is based on an analysis of existing laws, regulations, and rulings. The Department of the Treasury ("Treasury") may publish additional regulations and supplement, amend, or interpret such laws, regulations, and rulings from time to time, with the result that the amount of rebate liability described in the Report and in this opinion may be subject to adjustment under such future pronouncements.

The scope of our engagement was limited to preparing this opinion, based on information supplied to us by you and BLX. Our engagement did not include determination of whether securities allocable to proceeds of the Bonds were purchased at fair market value within the meaning of the Treasury Regulations, or an audit or review of the investments acquired with gross proceeds or the payment of debt service on the Bonds. With your permission, we have relied entirely on information provided by you and BLX without independent verification, and we express no opinion as to the completeness, accuracy, or suitability of such information for purposes of calculating rebate liability with respect to the Bonds. We have undertaken no responsibility to audit or review the tax-exempt status of interest on the Bonds or any other aspect of the Bond program. No opinion is expressed on any matter other than rebate liability to the extent set forth below, and we are under no obligation to consider any information obtained by us pursuant to this engagement for any purpose other than determining such rebate liability. Also, we have no obligation to update this opinion because of any events occurring, changes in existing laws, regulations, or rulings or interpretations thereof, or data or information received, subsequent to the date hereof.

Based on and subject to the foregoing, and subject to the notes and assumptions contained in the Report, in our opinion, the computations shown in the Report were performed in accordance with applicable federal law and regulations and reflect the following:





For the Interim Computation Period January 26, 2016 through September 30, 2020:

|                                 |               |
|---------------------------------|---------------|
| Allowable Yield on Investments: | 2.534427%     |
| Cumulative Rebate Liability:    | <u>\$0.00</u> |

This opinion and Report do not address or determine the amount of any penalty in lieu of rebate that may be payable with respect to the Bonds.

This opinion is not to be used, circulated, quoted, referred to, or relied upon by any other person without our express written permission.

Very truly yours,

A handwritten signature in cursive script that reads "Orrick, Herrington &amp; Sutcliffe LLP".

ORRICK, HERRINGTON & SUTCLIFFE LLP

**NOTES AND ASSUMPTIONS**

1. The Dated Date of the Bonds is January 1, 2016.
2. The Issue Date of the Bonds is January 26, 2016.
3. The Interim Computation Period is January 26, 2016 to September 30, 2020.
4. The Bonds constitute one issue for federal taxation purposes and are not treated as part of any other issue of governmental obligations.
5. The end of the first Bond Year with respect to the Bonds for purposes of determining installment computation dates is January 26, 2017. Subsequent Bond Years end annually thereafter until the final redemption date of the Bonds.
6. For debt service, yield, and investment cash flow purposes, all payments and receipts with respect to the Bonds and proceeds thereof are accurately set forth in the schedules contained herein.
7. The purchase price of each investment is at fair market value, exclusive of brokerage commissions, administrative expenses, or similar expenses and is representative of an arm's length transaction which did not reduce the rebate amount required to be paid to the United States.
8. The Bonds are not "refunded" bonds. The Bonds are "refunding" bonds, the proceeds of which were used to refund prior debt of the Issuer as described below (the "Prior Bonds"), and, therefore, give rise to transferred proceeds from the Prior Bonds pursuant to the Treasury Regulations. Accordingly, proceeds of the Prior Bonds, if any, cease to be treated as proceeds of the Prior Bonds and instead are treated as proceeds of the Bonds as proceeds of the Bonds are used to discharge principal of the Prior Bonds.

The following bonds of the Issuer have been refunded by the Bonds:

Unlimited Tax Adjustable Rate Road Bonds, Series 2006B  
Certificates of Obligation, Series 2007  
Unlimited Tax Adjustable Rate Road Bonds, Series 2008B  
Certificates of Obligation, Series 2008  
Unlimited Tax Road Bonds, Series 2008A

9. The Debt Service Fund does not constitute a bona fide debt service fund in certain bond years; however, the allocable portion of this fund was invested at an average weighted yield less than the yield on the Bonds. Therefore, we have conservatively excluded such amounts from the calculation of rebate liability as its inclusion would only contribute additional negative arbitrage.

## **DEFINITIONS**

1. 1992 Regulations: The Treasury Regulations issued on May 18, 1992.
2. 1993 Regulations: The Treasury Regulations issued on June 14, 1993.
3. Treasury Regulations: Either the 1992 Regulations or the 1993 Regulations, as applicable.
4. Bona Fide Debt Service Fund: Pursuant to Section 148(f)(4)(A) of the Internal Revenue Code (the “Code”), amounts held in a bona fide debt service fund in connection with either short term, private activity or variable rate bonds are not subject to rebate if gross earnings on such fund do not exceed \$100,000 in each bond year. Amounts held in a bona fide debt service fund for all other bond issues are not subject to rebate. As defined in Section 1.148-1(b) of the 1993 Regulations, a bona fide debt service fund may include proceeds of an issue.
5. Commingled Fund: As defined in Section 1.148-4(a)(4) of the 1992 Regulations or Section 1.148-1(b) of the 1993 Regulations.

Commingled Funds arise when gross proceeds of a bond issue are mixed or “commingled” with other monies (e.g., proceeds of other bonds issues, equity contributions, revenues, etc.). Uncommingling generally entails employing one of the methodologies allowable under the Treasury Regulations to identify the portions of investments, and earnings thereon, made with gross proceeds of the bond issue under examination.

6. Qualified Guarantee: As defined in Section 1.148-3(b)(12) of the 1992 Regulations or Section 1.148-4(f) of the 1993 Regulations.
7. Qualified Hedge: As defined in Section 1.148-4(h)(2) of the 1993 Regulations.
8. Transferred Proceeds: As defined in Section 1.148-11(c) of the 1992 Regulations or Section 1.148-9(b) of the 1993 Regulations.

Transferred Proceeds arise when a bond issue (the “Refunding Bonds”) defeases or redeems one or more bond issues (the “Refunded Bonds”). Proceeds of the Refunded Bonds become Transferred Proceeds of the Refunding Bonds as proceeds of the Refunding Bonds are used to redeem principal of the Refunded Bonds. Subsequent to being transferred, arbitrage earnings on Transferred Proceeds are calculated using the arbitrage yield of the Refunding Bonds.

9. Yield Restricted Funds: Any funds required to be invested at a yield that is not materially higher than the yield on the Bonds under Section 148(a) of the Code and Section 1.148-2 of the 1993 Regulations.

Yield restricted funds typically arise in connection with project, construction or acquisition proceeds that remain unspent subsequent to the expiration of the allocable “temporary period” during which such proceeds can be invested without regard to yield. Yield restricted funds also arise in connection with advance refundings, sinking funds, and over-funded reserve funds.

10. Universal Cap: As described in Section 1.148-4(b)(3) of the 1992 Regulations or Section 1.148-6(b)(2) of the 1993 Regulations.
11. Computation Date Credit: Per Section 1.148-2(b)(4) of the 1992 Regulations, a \$3,000 credit is applied on each eligible computation date. Per Section 1.148-3(d)(iv) of the 1993 Regulations, a \$1,000 credit is applied on the last day of each Bond Year during which amounts are allocated to gross proceeds of an issue that are subject to the rebate requirement. In addition, pursuant to Final Treasury Regulations, dated July 18, 2016, for any Bond Year ending in 2007, a computation date credit in the amount of \$1,400 and, for Bond Years ending after 2007, a computation date credit in the amount of \$1,400 or higher (as adjusted in the future for inflation as described in said Regulations) is applicable.

**Montgomery County, Texas**  
**\$53,140,000 Unlimited Tax Road Bonds, Series 2016**  
**\$58,925,000 Limited Tax Refunding Bonds, Series 2016**

**Schedule A - Summary of Rebate Analysis**

Issue Date: January 26, 2016  
Rebate Computation Date: September 30, 2020  
Client Matter Number: 42182-4315

| Fund<br>Reference<br>Number | Fund<br>Description   | Current<br>Fund Status | Computation<br>Date<br>Valuation | Gross<br>Earnings            | Internal<br>Rate of<br>Return | Excess<br>Earnings             |
|-----------------------------|-----------------------|------------------------|----------------------------------|------------------------------|-------------------------------|--------------------------------|
| 1                           | Escrow Fund           | Inactive               | \$0.00                           | \$2,282,838.83               | 1.181709%                     | (\$2,816,490.05)               |
| 2                           | Project Fund          | Active                 | \$5,024,735.19                   | \$1,422,593.69               | 1.131800%                     | (\$1,905,244.28)               |
| 3                           | COO 2008 Project Fund | Inactive               | \$0.00                           | \$91.73                      | 0.632066%                     | (\$299.37)                     |
| <b>Totals:</b>              |                       |                        | <b><u>\$5,024,735.19</u></b>     | <b><u>\$3,705,524.25</u></b> |                               | <b><u>(\$4,722,033.69)</u></b> |

| <b>Summary</b>                      |          |              |                                |
|-------------------------------------|----------|--------------|--------------------------------|
| Arbitrage Yield:                    |          |              | 2.534427%                      |
| Return on Investments:              |          |              | 1.161998%                      |
| Shortfall %:                        |          |              | -1.372429%                     |
| Actual Gross Earnings:              |          |              | 3,705,524.25                   |
| Allowable Gross Earnings:           |          |              | 8,427,557.95                   |
| <b>Excess Earnings:</b>             |          |              | <b><u>(\$4,722,033.69)</u></b> |
| FV of Computation Date Credit:      | 01/26/17 | (\$1,670.00) | (\$1,832.07)                   |
| FV of Computation Date Credit:      | 01/26/18 | (\$1,700.00) | (\$1,818.60)                   |
| FV of Computation Date Credit:      | 01/26/19 | (\$1,730.00) | (\$1,804.67)                   |
| FV of Computation Date Credit:      | 01/26/20 | (\$1,760.00) | (\$1,790.30)                   |
| <b>Cumulative Rebate Liability:</b> |          |              | <b><u>(\$4,729,279.34)</u></b> |

**Montgomery County, Texas**  
**\$53,140,000 Unlimited Tax Road Bonds, Series 2016**  
**\$58,925,000 Limited Tax Refunding Bonds, Series 2016**

|   |
|---|
| <b>Schedule B - Sources &amp; Uses of Funds</b> |
|---|

| <i>Sources of Funds</i>             | Bond<br>Proceeds             | Prior Bond<br>Proceeds | Other<br>Sources           | Total                        |
|-------------------------------------|------------------------------|------------------------|----------------------------|------------------------------|
| Par Amount                          | 112,065,000.00               |                        |                            |                              |
| + Original Issue Premium            | 22,414,183.70                |                        |                            |                              |
| - Original Issue Discount           | 0.00                         |                        |                            |                              |
| Net Production                      | 134,479,183.70               |                        |                            | 134,479,183.70               |
| Accrued Interest                    | 376,256.94                   |                        |                            | 376,256.94                   |
| County Contribution                 |                              |                        | 1,481,448.62               | 1,481,448.62                 |
| <b>Total Sources:</b>               | <b><u>134,855,440.64</u></b> | <b><u>0.00</u></b>     | <b><u>1,481,448.62</u></b> | <b><u>136,336,889.26</u></b> |
| <br><i>Uses of Funds</i>            |                              |                        |                            |                              |
| Escrow Fund                         | 71,849,640.00                |                        | 1,481,448.00               | 73,331,088.00                |
| Initial Cash Deposit to Escrow Fund | 1.27                         |                        | 0.62                       | 1.89                         |
| Project Fund                        | 60,000,000.00                |                        |                            | 60,000,000.00                |
| Capitalized Interest Fund           | 1,477,677.08                 |                        |                            | 1,477,677.08                 |
| Costs of Issuance                   | 475,734.82                   |                        |                            | 475,734.82                   |
| Debt Service Fund                   | 376,256.95                   |                        |                            | 376,256.95                   |
| Underwriter's Discount              | 676,130.52                   |                        |                            | 676,130.52                   |
| <b>Total Uses:</b>                  | <b><u>134,855,440.64</u></b> | <b><u>0.00</u></b>     | <b><u>1,481,448.62</u></b> | <b><u>136,336,889.26</u></b> |

**Montgomery County, Texas**  
**\$53,140,000 Unlimited Tax Road Bonds, Series 2016**  
**\$58,925,000 Limited Tax Refunding Bonds, Series 2016**

**Schedule C - Annual Debt Service & Production**

|                  | Unlimited Tax Road Bonds |               |        |         |               | Limited Tax Refunding Bonds |               |            |         |               |                 |                |
|------------------|--------------------------|---------------|--------|---------|---------------|-----------------------------|---------------|------------|---------|---------------|-----------------|----------------|
| Period<br>Ending | Coupon                   | Par<br>Amount | Yield  | Price   | Interest      | Coupon                      | Par<br>Amount | Yield      | Price   | Interest      | Debt<br>Service | Production     |
| 03/01/17         | 2.000%                   | 235,000       | 0.640% | 101.484 | 2,886,625.00  |                             |               |            |         | 3,434,491.67  | 6,556,116.67    | 238,487.40     |
| 03/01/18         | 3.000%                   | 245,000       | 0.890% | 104.373 | 2,469,550.00  |                             |               |            |         | 2,943,850.00  | 5,658,400.00    | 255,713.85     |
| 03/01/19         | 4.000%                   | 255,000       | 1.040% | 108.997 | 2,462,200.00  |                             |               |            |         | 2,943,850.00  | 5,661,050.00    | 277,942.35     |
| 03/01/20         |                          |               |        |         | 2,452,000.00  |                             |               |            |         | 2,943,850.00  | 5,395,850.00    |                |
| 03/01/21         | 5.000%                   | 1,140,000     | 1.280% | 118.298 | 2,452,000.00  |                             |               |            |         | 2,943,850.00  | 6,535,850.00    | 1,348,597.20   |
| 03/01/22         | 5.000%                   | 1,200,000     | 1.410% | 120.902 | 2,395,000.00  |                             |               |            |         | 2,943,850.00  | 6,538,850.00    | 1,450,824.00   |
| 03/01/23         | 5.000%                   | 1,260,000     | 1.600% | 122.723 | 2,335,000.00  |                             |               |            |         | 2,943,850.00  | 6,538,850.00    | 1,546,309.80   |
| 03/01/24         | 5.000%                   | 1,335,000     | 1.780% | 124.179 | 2,272,000.00  |                             |               |            |         | 2,943,850.00  | 6,550,850.00    | 1,657,789.65   |
| 03/01/25         | 5.000%                   | 1,400,000     | 1.910% | 125.689 | 2,205,250.00  | 5.000%                      | 1,655,000     | 1.940%     | 125.405 | 2,943,850.00  | 8,204,100.00    | 3,835,098.75   |
| 03/01/26         | 5.000%                   | 1,485,000     | 2.050% | 126.780 | 2,135,250.00  | 5.000%                      | 1,740,000     | 2.050%     | 126.780 | 2,861,100.00  | 8,221,350.00    | 4,088,655.00   |
| 03/01/27         | 5.000%                   | 1,560,000     | 2.160% | 125.638 | 2,061,000.00  | 5.000%                      | 1,825,000     | 2.160%     | 125.638 | 2,774,100.00  | 8,220,100.00    | 4,252,846.30   |
| 03/01/28         | 5.000%                   | 1,555,000     | 2.250% | 124.713 | 1,983,000.00  | 5.000%                      | 20,225,000    | 2.280%     | 124.406 | 2,682,850.00  | 26,445,850.00   | 27,100,400.65  |
| 03/01/29         | 5.000%                   | 1,635,000     | 2.340% | 123.795 | 1,905,250.00  | 3.000%                      | 60,000        | 2.830%     | 101.482 | 1,671,600.00  | 5,271,850.00    | 2,084,937.45   |
| 03/01/30         | 5.000%                   | 1,715,000     | 2.410% | 123.088 | 1,823,500.00  | 3.000%                      | 60,000        | 2.930%     | 100.606 | 1,669,800.00  | 5,268,300.00    | 2,171,322.80   |
| 03/01/31         | 5.000%                   | 2,160,000     | 2.490% | 122.284 | 1,737,750.00  | 5.000%                      | 16,450,000    | 2.520%     | 121.985 | 1,668,000.00  | 22,015,750.00   | 22,707,866.90  |
| 03/01/32         | 5.000%                   | 2,620,000     | 2.550% | 121.686 | 1,629,750.00  | 5.000%                      | 16,910,000    | 2.580%     | 121.388 | 845,500.00    | 22,005,250.00   | 23,714,884.00  |
| 03/01/33         | 5.000%                   | 2,980,000     | 2.600% | 121.190 | 1,498,750.00  |                             |               |            |         |               | 4,478,750.00    | 3,611,462.00   |
| 03/01/34         | 5.000%                   | 3,130,000     | 2.650% | 120.697 | 1,349,750.00  |                             |               |            |         |               | 4,479,750.00    | 3,777,816.10   |
| 03/01/35         | 5.000%                   | 3,295,000     | 2.700% | 120.206 | 1,193,250.00  |                             |               |            |         |               | 4,488,250.00    | 3,960,787.70   |
| 03/01/36         | 5.000%                   | 3,465,000     | 2.750% | 119.717 | 1,028,500.00  |                             |               |            |         |               | 4,493,500.00    | 4,148,194.05   |
| 03/01/37         | 5.000%                   | 3,645,000     | 2.800% | 119.230 | 855,250.00    |                             |               |            |         |               | 4,500,250.00    | 4,345,933.50   |
| 03/01/38         | 4.000%                   | 3,810,000     | 3.250% | 106.409 | 673,000.00    |                             |               |            |         |               | 4,483,000.00    | 4,054,182.90   |
| 03/01/39         | 4.000%                   | 3,965,000     | 3.250% | 106.409 | 520,600.00    |                             |               |            |         |               | 4,485,600.00    | 4,219,116.85   |
| 03/01/40         | 4.000%                   | 4,435,000     | 3.250% | 106.409 | 362,000.00    |                             |               |            |         |               | 4,797,000.00    | 4,719,239.15   |
| 03/01/41         | 4.000%                   | 4,615,000     | 3.250% | 106.409 | 184,600.00    |                             |               |            |         |               | 4,799,600.00    | 4,910,775.35   |
|                  |                          | 53,140,000    |        |         | 42,870,825.00 |                             |               | 58,925,000 |         | 41,158,241.67 | 196,094,066.67  | 134,479,183.70 |

**Montgomery County, Texas**  
**\$53,140,000 Unlimited Tax Road Bonds, Series 2016**  
**\$58,925,000 Limited Tax Refunding Bonds, Series 2016**

**Schedule D - Semi-Annual Debt Service**

| Unlimited Tax Road Bonds |        |                  |                       |               | Limited Tax Refunding Bonds |                  |                       |              |                |                |
|--------------------------|--------|------------------|-----------------------|---------------|-----------------------------|------------------|-----------------------|--------------|----------------|----------------|
| Date                     | Coupon | Principal Amount | Accelerated Principal | Interest      | Coupon                      | Principal Amount | Accelerated Principal | Interest     | Debt Service   |                |
| 09/01/16                 |        |                  |                       | 1,649,500.00  |                             |                  |                       | 1,962,566.67 | 3,612,066.67   |                |
| 03/01/17                 | 2.000% | 235,000          |                       | 1,237,125.00  |                             |                  |                       | 1,471,925.00 | 2,944,050.00   |                |
| 09/01/17                 |        |                  |                       | 1,234,775.00  |                             |                  |                       | 1,471,925.00 | 2,706,700.00   |                |
| 03/01/18                 | 3.000% | 245,000          |                       | 1,234,775.00  |                             |                  |                       | 1,471,925.00 | 2,951,700.00   |                |
| 09/01/18                 |        |                  |                       | 1,231,100.00  |                             |                  |                       | 1,471,925.00 | 2,703,025.00   |                |
| 03/01/19                 | 4.000% | 255,000          |                       | 1,231,100.00  |                             |                  |                       | 1,471,925.00 | 2,958,025.00   |                |
| 09/01/19                 |        |                  |                       | 1,226,000.00  |                             |                  |                       | 1,471,925.00 | 2,697,925.00   |                |
| 03/01/20                 |        |                  |                       | 1,226,000.00  |                             |                  |                       | 1,471,925.00 | 2,697,925.00   |                |
| 09/01/20                 |        |                  |                       | 1,226,000.00  |                             |                  |                       | 1,471,925.00 | 2,697,925.00   |                |
| 03/01/21                 | 5.000% | 1,140,000        |                       | 1,226,000.00  |                             |                  |                       | 1,471,925.00 | 3,837,925.00   |                |
| 09/01/21                 |        |                  |                       | 1,197,500.00  |                             |                  |                       | 1,471,925.00 | 2,669,425.00   |                |
| 03/01/22                 | 5.000% | 1,200,000        |                       | 1,197,500.00  |                             |                  |                       | 1,471,925.00 | 3,869,425.00   |                |
| 09/01/22                 |        |                  |                       | 1,167,500.00  |                             |                  |                       | 1,471,925.00 | 2,639,425.00   |                |
| 03/01/23                 | 5.000% | 1,260,000        |                       | 1,167,500.00  |                             |                  |                       | 1,471,925.00 | 3,899,425.00   |                |
| 09/01/23                 |        |                  |                       | 1,136,000.00  |                             |                  |                       | 1,471,925.00 | 2,607,925.00   |                |
| 03/01/24                 | 5.000% | 1,335,000        |                       | 1,136,000.00  |                             |                  |                       | 1,471,925.00 | 3,942,925.00   |                |
| 09/01/24                 |        |                  |                       | 1,102,625.00  |                             |                  |                       | 1,471,925.00 | 2,574,550.00   |                |
| 03/01/25                 | 5.000% | 1,400,000        |                       | 1,102,625.00  | 5.000%                      | 1,655,000        |                       | 1,471,925.00 | 5,629,550.00   |                |
| 09/01/25                 |        |                  |                       | 1,067,625.00  |                             |                  |                       | 1,430,550.00 | 2,498,175.00   |                |
| 03/01/26                 | 5.000% | 1,485,000        | 44,585,000            | 1,067,625.00  | 5.000%                      | 1,740,000        | 55,410,000            | 1,430,550.00 | 105,718,175.00 |                |
| 09/01/26                 |        |                  |                       |               |                             |                  |                       | 1,800.00     | 1,800.00       |                |
| 03/01/27                 |        |                  |                       |               | 5.000%                      |                  |                       | 1,800.00     | 1,800.00       |                |
| 09/01/27                 |        |                  |                       |               |                             |                  |                       | 1,800.00     | 1,800.00       |                |
| 03/01/28                 |        |                  |                       |               | 5.000%                      |                  |                       | 1,800.00     | 1,800.00       |                |
| 09/01/28                 |        |                  |                       |               |                             |                  |                       | 1,800.00     | 1,800.00       |                |
| 03/01/29                 |        |                  |                       |               | 3.000%                      | 60,000           |                       | 1,800.00     | 61,800.00      |                |
| 09/01/29                 |        |                  |                       |               |                             |                  |                       | 900.00       | 900.00         |                |
| 03/01/30                 |        |                  |                       |               | 3.000%                      | 60,000           |                       | 900.00       | 60,900.00      |                |
|                          |        | 8,555,000        | 44,585,000            | 24,064,875.00 |                             |                  | 3,515,000             | 55,410,000   | 29,858,991.67  | 165,988,866.67 |



**Montgomery County, Texas**  
**\$53,140,000 Unlimited Tax Road Bonds, Series 2016**  
**\$58,925,000 Limited Tax Refunding Bonds, Series 2016**

**Schedule E - Arbitrage Yield Calculation**

| Date     | Total<br>Issue<br>Payments   | Discount<br>Factor @<br>2.534427% | Present<br>Value as of<br>01/26/16 |
|----------|------------------------------|-----------------------------------|------------------------------------|
| 09/01/16 | 3,612,066.67                 | 0.98507149                        | 3,558,143.90                       |
| 03/01/17 | 2,944,050.00                 | 0.97274474                        | 2,863,809.15                       |
| 09/01/17 | 2,706,700.00                 | 0.96057224                        | 2,599,980.87                       |
| 03/01/18 | 2,951,700.00                 | 0.94855206                        | 2,799,841.11                       |
| 09/01/18 | 2,703,025.00                 | 0.93668229                        | 2,531,875.65                       |
| 03/01/19 | 2,958,025.00                 | 0.92496106                        | 2,736,057.94                       |
| 09/01/19 | 2,697,925.00                 | 0.91338650                        | 2,464,248.28                       |
| 03/01/20 | 2,697,925.00                 | 0.90195678                        | 2,433,411.76                       |
| 09/01/20 | 2,697,925.00                 | 0.89067009                        | 2,402,961.11                       |
| 03/01/21 | 3,837,925.00                 | 0.87952464                        | 3,375,549.59                       |
| 09/01/21 | 2,669,425.00                 | 0.86851865                        | 2,318,445.40                       |
| 03/01/22 | 3,869,425.00                 | 0.85765039                        | 3,318,613.86                       |
| 09/01/22 | 2,639,425.00                 | 0.84691813                        | 2,235,376.88                       |
| 03/01/23 | 3,899,425.00                 | 0.83632017                        | 3,261,167.76                       |
| 09/01/23 | 2,607,925.00                 | 0.82585482                        | 2,153,767.43                       |
| 03/01/24 | 3,942,925.00                 | 0.81552044                        | 3,215,535.91                       |
| 09/01/24 | 2,574,550.00                 | 0.80531537                        | 2,073,324.69                       |
| 03/01/25 | 5,629,550.00                 | 0.79523801                        | 4,476,832.12                       |
| 09/01/25 | 2,498,175.00                 | 0.78528675                        | 1,961,783.72                       |
| 03/01/26 | 105,718,175.00               | 0.77546001                        | 81,980,217.26                      |
| 09/01/26 | 1,800.00                     | 0.76575625                        | 1,378.36                           |
| 03/01/27 | 1,800.00                     | 0.75617391                        | 1,361.11                           |
| 09/01/27 | 1,800.00                     | 0.74671148                        | 1,344.08                           |
| 03/01/28 | 1,800.00                     | 0.73736746                        | 1,327.26                           |
| 09/01/28 | 1,800.00                     | 0.72814036                        | 1,310.65                           |
| 03/01/29 | 61,800.00                    | 0.71902873                        | 44,435.98                          |
| 09/01/29 | 900.00                       | 0.71003112                        | 639.03                             |
| 03/01/30 | 60,900.00                    | 0.70114611                        | 42,699.80                          |
|          | <b><u>165,988,866.67</u></b> |                                   | <b><u>134,855,440.64</u></b>       |

| Issue Price Calculation        |                       |
|--------------------------------|-----------------------|
| + Par Amount of Issue          | 112,065,000.00        |
| + Accrued Interest             | 376,256.94            |
| +/- Original Issue Prem/(Disc) | 22,414,183.70         |
| <b>Issue Price:</b>            | <b>134,855,440.64</b> |
| - Qualified Guarantee          | 0.00                  |
| <b>Adjusted Issue Price:</b>   | <b>134,855,440.64</b> |
| Present Value Result:          | 134,855,440.64        |
| Variance:                      | (0.00)                |
| <b>Arbitrage Yield:</b>        | <b>2.534427%</b>      |

**Montgomery County, Texas**  
**\$53,140,000 Unlimited Tax Road Bonds, Series 2016**  
**\$58,925,000 Limited Tax Refunding Bonds, Series 2016**

|   |               |
|---|---------------|
| <b>Schedule F1 - Escrow Fund</b><br><i>Remaining Balance Analysis</i> | <b>Fund 1</b> |
|---|---------------|

| <b>Summary - Fund 1</b>  |                  |
|--------------------------|------------------|
| Gross Earnings:          | \$2,282,838.83   |
| Internal Rate of Return: | 1.181709%        |
| Excess Earnings:         | (\$2,816,490.05) |

| Security<br>Type                       | Par<br>Amount | Coupon | Maturity<br>Date | Settlement<br>Date | Settlement<br>Price | Yield | Accreted<br>Price | Accrued<br>Interest | Computation<br>Date<br>Value |
|--|---------------|--------|------------------|--------------------|---------------------|-------|-------------------|---------------------|------------------------------|
| N/A                                    | N/A           | N/A    | N/A              | N/A                | N/A                 | N/A   | N/A               | N/A                 | 0.00                         |
| <b>Value as of September 30, 2020:</b> |               |        |                  |                    |                     |       |                   |                     | <b><u>0.00</u></b>           |

**Montgomery County, Texas**  
**\$53,140,000 Unlimited Tax Road Bonds, Series 2016**  
**\$58,925,000 Limited Tax Refunding Bonds, Series 2016**

|   |               |
|---|---------------|
| <b>Schedule F2 - Escrow Fund</b><br><i>Net Nonpurpose Investments Cash Flow</i> | <b>Fund 1</b> |
|---|---------------|

| Date      | Description | Net<br>Nonpurpose<br>Investments<br>Cash Flow | Muni-Days/<br>Computation<br>Date | Rebate Calculations      |                       | IRR Calculations         |                      |
|-----------|-------------|---|-----------------------------------|--------------------------|-----------------------|--------------------------|----------------------|
|           |             |   |                                   | FV Factor @<br>2.534427% | FV As Of<br>09/30/20  | FV Factor @<br>1.181709% | FV As Of<br>09/30/20 |
| 01/26/16  | Deposit     | (71,849,640.00)                               | 1,684                             | 1.12503031               | (80,833,023.09)       | 1.05666220               | (75,920,798.32)      |
| 03/01/16  | Esc Rcpt.   | 138,073.35                                    | 1,649                             | 1.12227900               | 154,956.82            | 1.05545248               | 145,729.86           |
| 09/01/16  | Esc Rcpt.   | 1,619,790.51                                  | 1,469                             | 1.10823529               | 1,795,109.00          | 1.04925292               | 1,699,569.92         |
| 03/01/17  | Esc Rcpt.   | 11,954,790.01                                 | 1,289                             | 1.09436732               | 13,082,931.49         | 1.04308977               | 12,469,919.22        |
| 09/01/17  | Esc Rcpt.   | 1,379,956.59                                  | 1,109                             | 1.08067289               | 1,491,281.67          | 1.03696283               | 1,430,963.69         |
| 03/01/18  | Esc Rcpt.   | 1,379,956.40                                  | 929                               | 1.06714982               | 1,472,620.22          | 1.03087188               | 1,422,558.25         |
| 09/01/18  | Esc Rcpt.   | 1,379,955.88                                  | 749                               | 1.05379597               | 1,454,191.95          | 1.02481670               | 1,414,201.83         |
| 03/01/19  | Esc Rcpt.   | 56,279,956.09                                 | 569                               | 1.04060923               | 58,565,441.89         | 1.01879709               | 57,337,855.55        |
| 09/30/20  | Balance     | 0.00  | 0                                 | 1.00000000               | 0.00                  | 1.00000000               | 0.00                 |
| Earnings: |             | <u>2,282,838.83</u>                           |                                   | Excess Earnings:         | <u>(2,816,490.05)</u> |                          | <u>(0.00)</u>        |

**Montgomery County, Texas**  
**\$53,140,000 Unlimited Tax Road Bonds, Series 2016**  
**\$58,925,000 Limited Tax Refunding Bonds, Series 2016**

**Schedule F3 - Escrow Fund**

**Fund 1**

**Escrow Valuation**

|                                |               |
|--------------------------------|---------------|
| Issue Date:                    | 01/26/16      |
| Computation Date:              | 09/30/20      |
| Arbitrage Yield:               | 2.534427%     |
| Escrow Yield:                  | 1.181709%     |
| Escrow Deposit:                | 71,849,641.27 |
| Less Cash Deposit:             | (1.27)        |
| Escrow Purchase Price:         | 71,849,640.00 |
| Value of Escrow on Issue Date: | 71,849,640.00 |
| Variance:                      | (0.00)        |

| Date     | Escrow<br>Receipt           | Value As Of<br>Issue Date<br>01/26/16 | Value As Of<br>Computation Date<br>09/30/20 |
|----------|-----------------------------|---------------------------------------|---|
| 03/01/16 | 138,073.35                  | 137,915.28                            |   |
| 09/01/16 | 1,619,790.51                | 1,608,432.60                          |   |
| 03/01/17 | 11,954,790.01               | 11,801,235.32                         |   |
| 09/01/17 | 1,379,956.59                | 1,354,230.05                          |   |
| 03/01/18 | 1,379,956.40                | 1,346,275.33                          |   |
| 09/01/18 | 1,379,955.88                | 1,338,367.02                          |   |
| 03/01/19 | 56,279,956.09               | 54,263,184.41                         |   |
|          | <b><u>74,132,478.83</u></b> | <b><u>71,849,640.00</u></b>           | <b><u>0.00</u></b>                          |

**Montgomery County, Texas**  
**\$53,140,000 Unlimited Tax Road Bonds, Series 2016**  
**\$58,925,000 Limited Tax Refunding Bonds, Series 2016**

|                                   |               |
|-----------------------------------|---------------|
| <b>Schedule G1 - Project Fund</b> | <b>Fund 2</b> |
| <b>Remaining Balance Analysis</b> |               |

| <b>Summary - Fund 2</b>  |                  |
|--------------------------|------------------|
| Gross Earnings:          | \$1,422,593.69   |
| Internal Rate of Return: | 1.131800%        |
| Excess Earnings:         | (\$1,905,244.28) |

| Security Type                          | Par Amount   | Coupon | Maturity Date | Settlement Date | Settlement Price | Yield | Accreted Price | Accrued Interest | Computation Date Value     |
|--|--------------|--------|---------------|-----------------|------------------|-------|----------------|------------------|----------------------------|
| LOGIC                                  | 5,008,233.09 | N/A    | N/A           | N/A             | 100.000          | Var   | 100.000        | 1,298.25         | 5,009,531.34               |
| Woodforest                             | 15,199.63    | N/A    | N/A           | N/A             | 100.000          | Var   | 100.000        | 4.22             | 15,203.85                  |
| <b>Value as of September 30, 2020:</b> |              |        |               |                 |                  |       |                |                  | <b><u>5,024,735.19</u></b> |

**Montgomery County, Texas**  
**\$53,140,000 Unlimited Tax Road Bonds, Series 2016**  
**\$58,925,000 Limited Tax Refunding Bonds, Series 2016**

|   |               |
|---|---------------|
| <b>Schedule G2 - Project Fund</b>           | <b>Fund 2</b> |
| <b>Net Nonpurpose Investments Cash Flow</b> |               |

| Date             | Description | Net<br>Nonpurpose<br>Investments<br>Cash Flow | Muni-Days/<br>Computation<br>Date | Rebate Calculations      |                              | IRR Calculations         |                      |
|------------------|-------------|---|-----------------------------------|--------------------------|------------------------------|--------------------------|----------------------|
|                  |             |   |                                   | FV Factor @<br>2.534427% | FV As Of<br>09/30/20         | FV Factor @<br>1.131800% | FV As Of<br>09/30/20 |
| 01/26/16         | Deposit     | (60,000,000.00)                               | 1,684                             | 1.12503031               | (67,501,818.88)              | 1.05421231               | (63,252,738.42)      |
| 01/26/16         | W/D         | 60,000,000.00                                 | 1,684                             | 1.12503031               | 67,501,818.88                | 1.05421231               | 63,252,738.42        |
| 01/27/16         | Deposit     | (60,000,000.00)                               | 1,683                             | 1.12495161               | (67,497,096.72)              | 1.05417926               | (63,250,755.46)      |
| 02/19/16         | W/D         | 263,000.00                                    | 1,661                             | 1.12322155               | 295,407.27                   | 1.05345243               | 277,057.99           |
| 02/22/16         | Deposit     | (263,000.00)                                  | 1,658                             | 1.12298584               | (295,345.27)                 | 1.05335336               | (277,031.93)         |
| 02/26/16         | W/D         | 261,642.06                                    | 1,654                             | 1.12267163               | 293,738.12                   | 1.05322128               | 275,566.98           |
| 07/14/16         | W/D         | 4,837,000.00                                  | 1,516                             | 1.11188522               | 5,378,188.79                 | 1.04867453               | 5,072,438.70         |
| 07/15/16         | Deposit     | (4,837,000.00)                                | 1,515                             | 1.11180743               | (5,377,812.55)               | 1.04864165               | (5,072,279.68)       |
| 07/19/16         | W/D         | 4,837,464.69                                  | 1,511                             | 1.11149635               | 5,376,824.37                 | 1.04851016               | 5,072,130.88         |
| 08/24/16         | W/D         | 10.00   | 1,476                             | 1.10877814               | 11.09                        | 1.04736030               | 10.47                |
| 09/12/16         | Deposit     | (10.00)                                       | 1,458                             | 1.10738278               | (11.07)                      | 1.04676944               | (10.47)              |
| 04/26/17         | W/D         | 19,439,124.92                                 | 1,234                             | 1.09016460               | 21,191,845.80                | 1.03944429               | 20,205,887.46        |
| 08/02/17         | W/D         | 4,051,261.29                                  | 1,138                             | 1.08286757               | 4,386,979.48                 | 1.03632066               | 4,198,405.76         |
| 08/03/17         | Correction  | (402,410.93)                                  | 1,137                             | 1.08279182               | (435,727.26)                 | 1.03628817               | (417,013.69)         |
| 12/21/17         | W/D         | 8,845,981.75                                  | 999                               | 1.07238856               | 9,486,329.66                 | 1.03181452               | 9,127,412.42         |
| 06/26/18         | W/D         | 8,961,960.46                                  | 814                               | 1.05859881               | 9,487,120.67                 | 1.02584752               | 9,193,604.93         |
| 08/13/18         | W/D         | 1,112,426.06                                  | 767                               | 1.05512380               | 1,173,747.22                 | 1.02433709               | 1,139,499.27         |
| 02/11/19         | W/D         | 4,839,342.74                                  | 589                               | 1.04206624               | 5,042,915.69                 | 1.01863685               | 4,929,532.84         |
| 04/30/19         | W/D         | 2,163.76                                      | 510                               | 1.03632292               | 2,242.35                     | 1.01611714               | 2,198.63             |
| 04/30/19         | Deposit     | (2,163.76)                                    | 510                               | 1.03632292               | (2,242.35)                   | 1.01611714               | (2,198.63)           |
| 05/01/19         | W/D         | 4.61  | 509                               | 1.03625042               | 4.78                         | 1.01608529               | 4.68                 |
| 07/30/19         | W/D         | 3,282,000.00                                  | 420                               | 1.02981846               | 3,379,864.19                 | 1.01325418               | 3,325,500.23         |
| 07/30/19         | Deposit     | (3,282,000.00)                                | 420                               | 1.02981846               | (3,379,864.19)               | 1.01325418               | (3,325,500.23)       |
| 08/02/19         | W/D         | 3,283,138.91                                  | 418                               | 1.02967438               | 3,380,564.03                 | 1.01319065               | 3,326,445.66         |
| 02/26/20         | W/D         | 860,000.00                                    | 214                               | 1.01508373               | 872,972.01                   | 1.00673151               | 865,789.10           |
| 02/26/20         | Deposit     | (860,000.00)                                  | 214                               | 1.01508373               | (872,972.01)                 | 1.00673151               | (865,789.10)         |
| 03/06/20         | W/D         | 860,346.90                                    | 204                               | 1.01437384               | 872,713.39                   | 1.00641595               | 865,866.84           |
| 06/22/20         | W/D         | 321,000.00                                    | 98                                | 1.00687948               | 323,208.31                   | 1.00307705               | 321,987.73           |
| 06/22/20         | Deposit     | (13,920.00)                                   | 98                                | 1.00687948               | (14,015.76)                  | 1.00307705               | (13,962.83)          |
| 06/22/20         | Deposit     | (321,000.00)                                  | 98                                | 1.00687948               | (323,208.31)                 | 1.00307705               | (321,987.73)         |
| 06/25/20         | W/D         | 321,495.04                                    | 95                                | 1.00666818               | 323,638.83                   | 1.00298272               | 322,453.97           |
| 09/30/20         | Balance     | 5,024,735.19                                  | 0                                 | 1.00000000               | 5,024,735.19                 | 1.00000000               | 5,024,735.19         |
| <b>Earnings:</b> |             | <b><u>1,422,593.69</u></b>                    |                                   | <b>Excess Earnings:</b>  | <b><u>(1,905,244.28)</u></b> |                          | <b><u>0.00</u></b>   |

**Montgomery County, Texas**  
**\$53,140,000 Unlimited Tax Road Bonds, Series 2016**  
**\$58,925,000 Limited Tax Refunding Bonds, Series 2016**

**Schedule H1 - COO 2008 Project Fund**  
**Remaining Balance Analysis**

**Fund 3**

| <b>Summary - Fund 3</b>  |            |
|--------------------------|------------|
| Gross Earnings:          | \$91.73    |
| Internal Rate of Return: | 0.632066%  |
| Excess Earnings:         | (\$299.37) |

| <b>Security Type</b> | <b>Par Amount</b> | <b>Coupon</b> | <b>Maturity Date</b> | <b>Settlement Date</b> | <b>Settlement Price</b> | <b>Yield</b> | <b>Accreted Price</b> | <b>Accrued Interest</b> | <b>Value as of 03/01/17</b> |
|----------------------|-------------------|---------------|----------------------|------------------------|-------------------------|--------------|-----------------------|-------------------------|-----------------------------|
| ICT - Govt Sec       | 198,314.33        | N/A           | N/A                  | N/A                    | 100.000                 | Variable     | 100.000               | 3.08                    | 198,317.41                  |
| WoodForest Checking  | 842.46            | N/A           | N/A                  | N/A                    | 100.000                 | Variable     | 100.000               | 0.02                    | 842.48                      |
| AIM - Govt Sec       | 35,932.50         | N/A           | N/A                  | N/A                    | 100.000                 | Variable     | 100.000               | 0.52                    | 35,933.02                   |

**Value as of March 1, 2017: 235,092.90**

| <b>Security Type</b> | <b>Par Amount</b> | <b>Coupon</b> | <b>Maturity Date</b> | <b>Settlement Date</b> | <b>Settlement Price</b> | <b>Yield</b> | <b>Accreted Price</b> | <b>Accrued Interest</b> | <b>Computation Date Value</b> |
|----------------------|-------------------|---------------|----------------------|------------------------|-------------------------|--------------|-----------------------|-------------------------|-------------------------------|
| N/A                  | N/A               | N/A           | N/A                  | N/A                    | N/A                     | N/A          | N/A                   | N/A                     | 0.00                          |

**Value as of September 30, 2020: 0.00**

**Montgomery County, Texas**  
**\$53,140,000 Unlimited Tax Road Bonds, Series 2016**  
**\$58,925,000 Limited Tax Refunding Bonds, Series 2016**

**Schedule H2 - COO 2008 Project Fund**  
**Net Nonpurpose Investments Cash Flow**

**Fund 3**

| Date                      | Description   | Net<br>Nonpurpose<br>Investments<br>Cash Flow | Muni-Days/<br>Computation<br>Date | Rebate Calculations              |                        | IRR Calculations         |                      |
|---------------------------|---------------|---|-----------------------------------|----------------------------------|------------------------|--------------------------|----------------------|
|                           |               |   |                                   | FV Factor @<br>2.534427%         | FV As Of<br>09/30/20   | FV Factor @<br>0.632066% | FV As Of<br>09/30/20 |
| 03/01/17                  | Balance       | (235,092.90)                                  | 1,289                             | 1.09436732                       | (257,277.99)           | 1.02285300               | (240,465.48)         |
| 03/31/17                  | W/D           | 16.01   | 1,260                             | 1.09214932                       | 17.49                  | 1.02233315               | 16.37                |
| 04/01/17                  | Deposit       | (16.01)                                       | 1,259                             | 1.09207292                       | (17.48)                | 1.02231523               | (16.37)              |
| 04/26/17                  | W/D           | 74,169.74                                     | 1,234                             | 1.09016460                       | 80,857.22              | 1.02186731               | 75,791.63            |
| 04/30/17                  | W/D           | 18.52   | 1,230                             | 1.08985958                       | 20.18                  | 1.02179566               | 18.92                |
| 05/01/17                  | Deposit       | (18.52)                                       | 1,229                             | 1.08978333                       | (20.18)                | 1.02177775               | (18.92)              |
| 05/31/17                  | W/D           | 20.63   | 1,200                             | 1.08757463                       | 22.44                  | 1.02125845               | 21.07                |
| 06/01/17                  | Deposit       | (20.63)                                       | 1,199                             | 1.08749855                       | (22.44)                | 1.02124054               | (21.07)              |
| 06/02/17                  | W/D           | 124,578.60                                    | 1,198                             | 1.08742247                       | 135,469.57             | 1.02122264               | 127,222.49           |
| 06/02/17                  | W/D           | 35,987.66                                     | 1,198                             | 1.08742247                       | 39,133.79              | 1.02122264               | 36,751.41            |
| 06/05/17                  | W/D           | 684.66  | 1,195                             | 1.08719427                       | 744.36                 | 1.02116894               | 699.15               |
| 06/05/17                  | Disb Accd Int | 0.10  | 1,195                             | 1.08719427                       | 0.11                   | 1.02116894               | 0.10                 |
| 06/30/17                  | W/D           | 0.68  | 1,170                             | 1.08529447                       | 0.74                   | 1.02072152               | 0.69                 |
| 07/01/17                  | Deposit       | (0.68)  | 1,169                             | 1.08521855                       | (0.74)                 | 1.02070362               | (0.69)               |
| 08/01/17                  | W/D           | 0.68  | 1,139                             | 1.08294333                       | 0.74                   | 1.02016699               | 0.69                 |
| 09/30/20                  | Balance       | 0.00  | 0                                 | 1.00000000                       | 0.00                   | 1.00000000               | 0.00                 |
| <b>Earnings:</b>          |               | <b>328.53</b>                                 |                                   | <b>Excess Earnings:</b>          | <b>(1,072.20)</b>      |                          | <b>(0.00)</b>        |
| <b>Allocable %:</b>       |               | <b>27.921%</b>                                |                                   | <b>Allocable %:</b>              | <b>27.921%</b>         |                          | <b>27.921%</b>       |
| <b>Adjusted Earnings:</b> |               | <b><u>91.73</u></b>                           |                                   | <b>Adjusted Excess Earnings:</b> | <b><u>(299.37)</u></b> |                          | <b><u>(0.00)</u></b> |





## Montgomery County, Texas

\$73,725,000 Unlimited Tax Road Bonds, Series 2016A

\$47,775,000 Limited Tax Refunding Bonds, Series 2016A

### INTERIM ARBITRAGE REBATE ANALYSIS

For the Computation Period:

December 20, 2016 – September 30, 2020



**TABLE OF CONTENTS**

Transmittal Letter

Opinion by Orrick, Herrington & Sutcliffe LLP

Notes and Assumptions

Definitions

The Bonds

Schedule A - Summary of Rebate Analysis

Schedule B - Sources & Uses of Funds

Schedule C - Annual Debt Service & Production

Schedule D - Semi-Annual Debt Service

Schedule E - Arbitrage Yield Calculation

Rebate Computations



BLX Group LLC

2711 N. Haskell Ave., Lockbox 35, Suite 2600 SW

Dallas, TX 75204

Ph 214 989 2700 Fx 214 989 2712

blxgroup.com

October 12, 2020

Montgomery County  
P.O. Box 539  
Conroe, Texas 77305

Re: Montgomery County, Texas  
\$73,725,000 Unlimited Tax Road Bonds, Series 2016A  
\$47,775,000 Limited Tax Refunding Bonds, Series 2016A  
Interim Arbitrage Rebate Analysis  
Computation Period: December 20, 2016 through September 30, 2020

Ladies and Gentlemen:

This report (the “Report”), which is being delivered to you pursuant to our engagement letter, consists of computations and the assumptions on which such computations are based with respect to the rebate liability of the Montgomery County, Texas (the “Issuer”) in connection with the above-captioned issue (the “Bonds”) for the above-referenced period (the “Interim Computation Period”).

The computations herein are based on an analysis of existing laws, regulations, and rulings. The Department of the Treasury (“Treasury”) may publish additional regulations and supplement, amend, or interpret such laws, regulations, and rulings from time to time, with the result that the amount of rebate liability described in the Report may be subject to adjustment under such future pronouncements.

The scope of our engagement was limited to preparing the Report based on information supplied to us. In accordance with our engagement letter (which is incorporated herein by reference), our engagement did not include determination of whether securities allocable to proceeds of the Bonds were purchased at fair market value within the meaning of the Treasury Regulations, or an audit or review of the investments acquired with gross proceeds or the payment of debt service on the Bonds. With your permission, we have relied entirely on the information provided to us without independent verification, and we express no opinion as to the completeness, accuracy, or suitability of such information for purposes of calculating rebate liability with respect to the Bonds. We have undertaken no responsibility to audit or review the tax-exempt status of interest on the Bonds or any other aspect of the Bond program. We are under no obligation to consider any information obtained by us pursuant to this engagement for any purpose other than determining such rebate liability. Also, we have no obligation to update this Report because of any events occurring, changes in existing laws, regulations, or rulings or interpretations thereof, or data or information received, subsequent to the date hereof.



For the Interim Computation Period December 20, 2016 through September 30, 2020:


|                                 |               |
|---------------------------------|---------------|
| Allowable Yield on Investments: | 3.361919%     |
| Cumulative Rebate Liability:    | <u>\$0.00</u> |

Ninety percent (90%) of the Cumulative Rebate Liability (reduced by any applicable computation date credits) is required to be rebated to the United States no later than 60 days after December 20, 2021 (the end of the fifth Bond Year). Such Cumulative Rebate Liability is subject to change, however, pursuant to computations undertaken up to and including December 20, 2021. Additionally, should the Bonds be retired prior to December 20, 2021, 100% of the Cumulative Rebate Liability (reduced by any applicable computation date credits) as of such retirement date will become due and payable within 60 days.

This Report does not address or determine the amount of any penalty in lieu of rebate that may be payable with respect to the Bonds.

This Report is not to be used, circulated, quoted, referred to, or relied upon by any other person without our express written permission.

Very truly yours,

  
BLX Group LLC



October 12, 2020

Montgomery County, Texas  
P.O. Box 539  
Conroe, Texas 77305

**Orrick, Herrington & Sutcliffe LLP**  
777 South Figueroa Street  
Suite 3200  
Los Angeles, CA 90017-5855  
+1 213 629 2020  
[orrick.com](http://orrick.com)

Re: Montgomery County, Texas  
\$73,725,000 Unlimited Tax Road Bonds, Series 2016A  
\$47,775,000 Limited Tax Refunding Bonds, Series 2016A  
Interim Arbitrage Rebate Analysis  
Computation Period: December 20, 2016 through September 30, 2020

Ladies and Gentlemen:

This opinion is being delivered to you pursuant to our engagement to provide certain legal services and accompanies a report (the “Report”) prepared on the date hereof by BLX Group LLC (“BLX”) consisting of computations and the assumptions on which such computations are based with respect to the rebate liability of the Montgomery County, Texas (the “Issuer”) in connection with the above-captioned issue (the “Bonds”) for the above-referenced period (the “Interim Computation Period”). In particular, we note that our opinion is specifically subject to the notes and assumptions contained in the Report.

The opinion expressed herein is based on an analysis of existing laws, regulations, and rulings. The Department of the Treasury (“Treasury”) may publish additional regulations and supplement, amend, or interpret such laws, regulations, and rulings from time to time, with the result that the amount of rebate liability described in the Report and in this opinion may be subject to adjustment under such future pronouncements.

The scope of our engagement was limited to preparing this opinion, based on information supplied to us by you and BLX. Our engagement did not include determination of whether securities allocable to proceeds of the Bonds were purchased at fair market value within the meaning of the Treasury Regulations, or an audit or review of the investments acquired with gross proceeds or the payment of debt service on the Bonds. With your permission, we have relied entirely on information provided by you and BLX without independent verification, and we express no opinion as to the completeness, accuracy, or suitability of such information for purposes of calculating rebate liability with respect to the Bonds. We have undertaken no responsibility to audit or review the tax-exempt status of interest on the Bonds or any other aspect of the Bond program. No opinion is expressed on any matter other than rebate liability to the extent set forth below, and we are under no obligation to consider any information obtained by us pursuant to this engagement for any purpose other than determining such rebate liability. Also, we have no obligation to update this opinion because of any events occurring, changes in existing laws, regulations, or rulings or interpretations thereof, or data or information received, subsequent to the date hereof.

Based on and subject to the foregoing, and subject to the notes and assumptions contained in the Report, in our opinion, the computations shown in the Report were performed in accordance with applicable federal law and regulations and reflect the following:



For the Interim Computation Period December 20, 2016 through September 30, 2020:

|                                 |               |
|---------------------------------|---------------|
| Allowable Yield on Investments: | 3.361919%     |
| Cumulative Rebate Liability:    | <u>\$0.00</u> |

This opinion and Report do not address or determine the amount of any penalty in lieu of rebate that may be payable with respect to the Bonds.

This opinion is not to be used, circulated, quoted, referred to, or relied upon by any other person without our express written permission.

Very truly yours,

A handwritten signature in cursive script that reads "Orrick, Herrington &amp; Sutcliffe LLP". The signature is written in dark ink.

ORRICK, HERRINGTON & SUTCLIFFE LLP

**NOTES AND ASSUMPTIONS**

1. The Dated Date of the Bonds is December 1, 2016.
2. The Issue Date of the Bonds is December 20, 2016.
3. The Interim Computation Period is December 20, 2016 to September 30, 2020.
4. The Bonds constitute one issue for federal taxation purposes and are not treated as part of any other issue of governmental obligations.
5. The end of the first Bond Year with respect to the Bonds for purposes of determining installment computation dates is December 20, 2017. Subsequent Bond Years end annually thereafter until the final redemption date of the Bonds.
6. For debt service, yield, and investment cash flow purposes, all payments and receipts with respect to the Bonds and proceeds thereof are accurately set forth in the schedules contained herein.
7. The purchase price of each investment is at fair market value, exclusive of brokerage commissions, administrative expenses, or similar expenses and is representative of an arm's length transaction which did not reduce the rebate amount required to be paid to the United States.
8. The Bonds are not "refunded" bonds. The Bonds are "refunding" bonds, the proceeds of which were used to refund prior debt of the Issuer as described below (the "Prior Bonds"), and, therefore, give rise to transferred proceeds from the Prior Bonds pursuant to the Treasury Regulations. Accordingly, proceeds of the Prior Bonds, if any, cease to be treated as proceeds of the Prior Bonds and instead are treated as proceeds of the Bonds as proceeds of the Bonds are used to discharge principal of the Prior Bonds.

The following bonds of the Issuer have been refunded by the Bonds:

Limited Tax Refunding Bonds, Series 2007

Unlimited Tax Refunding Bonds, Series 2010

Certificates of Obligation, Series 2010A (Mental Health Treatment Facility)

9. The Debt Service Fund does not constitute a bona fide debt service fund in certain bond years; however, the allocable portion of this fund was invested at an average weighted yield less than the yield on the Bonds. Therefore, we have conservatively excluded such amounts from the calculation of rebate liability as its inclusion would only contribute additional negative arbitrage.



**DEFINITIONS**

1. 1992 Regulations: The Treasury Regulations issued on May 18, 1992.
2. 1993 Regulations: The Treasury Regulations issued on June 14, 1993.
3. Treasury Regulations: Either the 1992 Regulations or the 1993 Regulations, as applicable.
4. Bona Fide Debt Service Fund: Pursuant to Section 148(f)(4)(A) of the Internal Revenue Code (the “Code”), amounts held in a bona fide debt service fund in connection with either short term, private activity or variable rate bonds are not subject to rebate if gross earnings on such fund do not exceed \$100,000 in each bond year. Amounts held in a bona fide debt service fund for all other bond issues are not subject to rebate. As defined in Section 1.148-1(b) of the 1993 Regulations, a bona fide debt service fund may include proceeds of an issue.
5. Commingled Fund: As defined in Section 1.148-4(a)(4) of the 1992 Regulations or Section 1.148-1(b) of the 1993 Regulations.

Commingled Funds arise when gross proceeds of a bond issue are mixed or “commingled” with other monies (e.g., proceeds of other bonds issues, equity contributions, revenues, etc.). Uncommingling generally entails employing one of the methodologies allowable under the Treasury Regulations to identify the portions of investments, and earnings thereon, made with gross proceeds of the bond issue under examination.

6. Qualified Guarantee: As defined in Section 1.148-3(b)(12) of the 1992 Regulations or Section 1.148-4(f) of the 1993 Regulations.
7. Qualified Hedge: As defined in Section 1.148-4(h)(2) of the 1993 Regulations.
8. Transferred Proceeds: As defined in Section 1.148-11(c) of the 1992 Regulations or Section 1.148-9(b) of the 1993 Regulations.

Transferred Proceeds arise when a bond issue (the “Refunding Bonds”) defeases or redeems one or more bond issues (the “Refunded Bonds”). Proceeds of the Refunded Bonds become Transferred Proceeds of the Refunding Bonds as proceeds of the Refunding Bonds are used to redeem principal of the Refunded Bonds. Subsequent to being transferred, arbitrage earnings on Transferred Proceeds are calculated using the arbitrage yield of the Refunding Bonds.

9. Yield Restricted Funds: Any funds required to be invested at a yield that is not materially higher than the yield on the Bonds under Section 148(a) of the Code and Section 1.148-2 of the 1993 Regulations.

Yield restricted funds typically arise in connection with project, construction or acquisition proceeds that remain unspent subsequent to the expiration of the allocable “temporary period” during which such proceeds can be invested without regard to yield. Yield restricted funds also arise in connection with advance refundings, sinking funds, and over-funded reserve funds.



10. Universal Cap: As described in Section 1.148-4(b)(3) of the 1992 Regulations or Section 1.148-6(b)(2) of the 1993 Regulations.
11. Computation Date Credit: Per Section 1.148-2(b)(4) of the 1992 Regulations, a \$3,000 credit is applied on each eligible computation date. Per Section 1.148-3(d)(iv) of the 1993 Regulations, a \$1,000 credit is applied on the last day of each Bond Year during which amounts are allocated to gross proceeds of an issue that are subject to the rebate requirement. In addition, pursuant to Final Treasury Regulations, dated July 18, 2016, for any Bond Year ending in 2007, a computation date credit in the amount of \$1,400 and, for Bond Years ending after 2007, a computation date credit in the amount of \$1,400 or higher (as adjusted in the future for inflation as described in said Regulations) is applicable.

**Montgomery County, Texas**  
**\$73,725,000 Unlimited Tax Road Bonds, Series 2016A**  
**\$47,775,000 Limited Tax Refunding Bonds, Series 2016A**

**Schedule A - Summary of Rebate Analysis**

Issue Date: December 20, 2016  
Rebate Computation Date: September 30, 2020  
Client Matter Number: 42182-4531

| Fund<br>Reference<br>Number | Fund<br>Description | Current<br>Fund Status | Computation<br>Date<br>Valuation | Gross<br>Earnings            | Internal<br>Rate of<br>Return | Excess<br>Earnings             |
|-----------------------------|---------------------|------------------------|----------------------------------|------------------------------|-------------------------------|--------------------------------|
| 1                           | Escrow Fund         | Inactive               | \$0.00                           | \$514,591.62                 | 1.123835%                     | (\$1,116,932.85)               |
| 2                           | Project Fund        | Active                 | \$9,269,583.93                   | \$3,034,104.45               | 1.651405%                     | (\$3,381,404.29)               |
| <b>Totals:</b>              |                     |                        | <b><u>\$9,269,583.93</u></b>     | <b><u>\$3,548,696.07</u></b> |                               | <b><u>(\$4,498,337.14)</u></b> |

| <b>Summary</b>                      |          |              |                                |
|-------------------------------------|----------|--------------|--------------------------------|
| Arbitrage Yield:                    |          |              | 3.361919%                      |
| Return on Investments:              |          |              | 1.545651%                      |
| Shortfall %:                        |          |              | -1.816267%                     |
| Actual Gross Earnings:              |          |              | 3,548,696.07                   |
| Allowable Gross Earnings:           |          |              | 8,047,033.21                   |
| <b>Excess Earnings:</b>             |          |              | <b><u>(\$4,498,337.14)</u></b> |
| FV of Computation Date Credit:      | 12/20/17 | (\$1,670.00) | (\$1,832.05)                   |
| FV of Computation Date Credit:      | 12/20/18 | (\$1,700.00) | (\$1,803.81)                   |
| FV of Computation Date Credit:      | 12/20/19 | (\$1,730.00) | (\$1,775.45)                   |
| <b>Cumulative Rebate Liability:</b> |          |              | <b><u>(\$4,503,748.44)</u></b> |

**Montgomery County, Texas**  
**\$73,725,000 Unlimited Tax Road Bonds, Series 2016A**  
**\$47,775,000 Limited Tax Refunding Bonds, Series 2016A**

|   |
|---|
| <b>Schedule B - Sources &amp; Uses of Funds</b> |
|---|

| <i>Sources of Funds</i>             | Bond<br>Proceeds             | Prior Bond<br>Proceeds | Other<br>Sources   | Total                        |
|-------------------------------------|------------------------------|------------------------|--------------------|------------------------------|
| Par Amount                          | 121,500,000.00               |                        |                    |                              |
| + Original Issue Premium            | 11,311,437.90                |                        |                    |                              |
| - Original Issue Discount           | 0.00                         |                        |                    |                              |
| Net Production                      |                              | 132,811,437.90         |                    | 132,811,437.90               |
| Accrued Interest                    |                              | 298,307.26             |                    | 298,307.26                   |
| <b>Total Sources:</b>               | <b><u>133,109,745.16</u></b> | <b><u>0.00</u></b>     | <b><u>0.00</u></b> | <b><u>133,109,745.16</u></b> |
| <br><i>Uses of Funds</i>            |                              |                        |                    |                              |
| Escrow Fund                         |                              |                        | 51,268,901.44      | 51,268,901.44                |
| Initial Cash Deposit to Escrow Fund |                              |                        | 928.84             | 928.84                       |
| Project Fund                        |                              |                        | 80,427,862.08      | 80,427,862.08                |
| Costs of Issuance                   |                              |                        | 370,020.77         | 370,020.77                   |
| Debt Service Fund                   |                              |                        | 327,913.42         | 327,913.42                   |
| Underwriter's Discount              |                              |                        | 714,118.61         | 714,118.61                   |
| <b>Total Uses:</b>                  | <b><u>133,109,745.16</u></b> | <b><u>0.00</u></b>     | <b><u>0.00</u></b> | <b><u>133,109,745.16</u></b> |

**Montgomery County, Texas**  
**\$73,725,000 Unlimited Tax Road Bonds, Series 2016A**  
**\$47,775,000 Limited Tax Refunding Bonds, Series 2016A**

**Schedule C - Annual Debt Service & Production**

|                  | Unlimited Tax Road Bonds |               |        |         |               | Limited Tax Refunding Bonds |               |            |         |               |                 |                |
|------------------|--------------------------|---------------|--------|---------|---------------|-----------------------------|---------------|------------|---------|---------------|-----------------|----------------|
| Period<br>Ending | Coupon                   | Par<br>Amount | Yield  | Price   | Interest      | Coupon                      | Par<br>Amount | Yield      | Price   | Interest      | Debt<br>Service | Production     |
| 03/01/17         |                          |               |        |         | 882,025.00    | 3.000%                      | 825,000       | 1.020%     | 100.387 | 531,009.38    | 2,238,034.38    | 828,192.75     |
| 03/01/18         | 4.000%                   | 740,000       | 1.330% | 103.159 | 3,528,100.00  | 4.000%                      | 730,000       | 1.330%     | 103.159 | 2,099,287.50  | 7,097,387.50    | 1,516,437.30   |
| 03/01/19         | 4.000%                   | 815,000       | 1.650% | 105.048 | 3,498,500.00  |                             |               |            |         | 2,070,087.50  | 6,383,587.50    | 856,141.20     |
| 03/01/20         | 5.000%                   | 1,510,000     | 1.900% | 109.569 | 3,465,900.00  |                             |               |            |         | 2,070,087.50  | 7,045,987.50    | 1,654,491.90   |
| 03/01/21         | 5.000%                   | 1,495,000     | 2.140% | 111.419 | 3,390,400.00  | 5.000%                      | 6,715,000     | 2.190%     | 111.206 | 2,070,087.50  | 13,670,487.50   | 9,133,196.95   |
| 03/01/22         | 5.000%                   | 1,625,000     | 2.290% | 113.204 | 3,315,650.00  | 5.000%                      | 6,825,000     | 2.340%     | 112.942 | 1,734,337.50  | 13,499,987.50   | 9,547,856.50   |
| 03/01/23         | 5.000%                   | 2,085,000     | 2.430% | 114.699 | 3,234,400.00  | 5.000%                      | 7,100,000     | 2.490%     | 114.328 | 1,393,087.50  | 13,812,487.50   | 10,508,762.15  |
| 03/01/24         | 5.000%                   | 2,190,000     | 2.600% | 115.657 | 3,130,150.00  | 5.000%                      | 7,470,000     | 2.670%     | 115.161 | 1,038,087.50  | 13,828,237.50   | 11,135,415.00  |
| 03/01/25         | 5.000%                   | 2,305,000     | 2.760% | 116.328 | 3,020,650.00  | 5.000%                      | 1,710,000     | 2.810%     | 115.930 | 664,587.50    | 7,700,237.50    | 4,663,763.40   |
| 03/01/26         | 5.000%                   | 2,425,000     | 2.890% | 116.930 | 2,905,400.00  | 5.000%                      | 1,800,000     | 2.940%     | 116.491 | 579,087.50    | 7,709,487.50    | 4,932,390.50   |
| 03/01/27         | 5.000%                   | 2,875,000     | 2.950% | 116.403 | 2,784,150.00  |                             |               |            |         | 489,087.50    | 6,148,237.50    | 3,346,586.25   |
| 03/01/28         | 5.000%                   | 3,030,000     | 3.020% | 115.792 | 2,640,400.00  |                             |               |            |         | 489,087.50    | 6,159,487.50    | 3,508,497.60   |
| 03/01/29         | 5.000%                   | 2,850,000     | 3.120% | 114.926 | 2,488,900.00  | 3.250%                      | 8,765,000     | 3.570%     | 96.854  | 489,087.50    | 14,592,987.50   | 11,764,644.10  |
| 03/01/30         | 5.000%                   | 3,000,000     | 3.220% | 114.067 | 2,346,400.00  | 3.500%                      | 5,835,000     | 3.700%     | 97.922  | 204,225.00    | 11,385,625.00   | 9,135,758.70   |
| 03/01/31         | 5.000%                   | 2,935,000     | 3.280% | 113.556 | 2,196,400.00  |                             |               |            |         |               | 5,131,400.00    | 3,332,868.60   |
| 03/01/32         | 5.000%                   | 3,085,000     | 3.350% | 112.962 | 2,049,650.00  |                             |               |            |         |               | 5,134,650.00    | 3,484,877.70   |
| 03/01/33         | 5.000%                   | 3,245,000     | 3.400% | 112.541 | 1,895,400.00  |                             |               |            |         |               | 5,140,400.00    | 3,651,955.45   |
| 03/01/34         | 5.000%                   | 3,410,000     | 3.450% | 112.121 | 1,733,150.00  |                             |               |            |         |               | 5,143,150.00    | 3,823,326.10   |
| 03/01/35         | 5.000%                   | 3,580,000     | 3.510% | 111.620 | 1,562,650.00  |                             |               |            |         |               | 5,142,650.00    | 3,995,996.00   |
| 03/01/36         | 5.000%                   | 3,770,000     | 3.550% | 111.287 | 1,383,650.00  |                             |               |            |         |               | 5,153,650.00    | 4,195,519.90   |
| 03/01/37         | 5.000%                   | 3,955,000     | 3.580% | 111.039 | 1,195,150.00  |                             |               |            |         |               | 5,150,150.00    | 4,391,592.45   |
| 03/01/38         | 5.000%                   | 4,165,000     | 3.620% | 110.708 | 997,400.00    |                             |               |            |         |               | 5,162,400.00    | 4,610,988.20   |
| 03/01/39         | 5.000%                   | 4,375,000     | 3.620% | 110.708 | 789,150.00    |                             |               |            |         |               | 5,164,150.00    | 4,843,475.00   |
| 03/01/40         | 4.000%                   | 4,580,000     | 4.140% | 97.817  | 570,400.00    |                             |               |            |         |               | 5,150,400.00    | 4,480,018.60   |
| 03/01/41         | 4.000%                   | 4,770,000     | 4.140% | 97.817  | 387,200.00    |                             |               |            |         |               | 5,157,200.00    | 4,665,870.90   |
| 03/01/42         | 4.000%                   | 4,910,000     | 4.140% | 97.817  | 196,400.00    |                             |               |            |         |               | 5,106,400.00    | 4,802,814.70   |
|                  |                          | 73,725,000    |        |         | 55,587,625.00 |                             |               | 47,775,000 |         | 15,921,234.38 | 193,008,859.38  | 132,811,437.90 |

**Montgomery County, Texas**  
**\$73,725,000 Unlimited Tax Road Bonds, Series 2016A**  
**\$47,775,000 Limited Tax Refunding Bonds, Series 2016A**

**Schedule D - Semi-Annual Debt Service**

| Unlimited Tax Road Bonds |        |                  |                       |              | Limited Tax Refunding Bonds |                  |              | Debt Service   |
|--------------------------|--------|------------------|-----------------------|--------------|-----------------------------|------------------|--------------|----------------|
| Date                     | Coupon | Principal Amount | Accelerated Principal | Interest     | Coupon                      | Principal Amount | Interest     |                |
| 03/01/17                 |        |                  |                       | 882,025.00   | 3.000%                      | 825,000          | 531,009.38   | 2,238,034.375  |
| 09/01/17                 |        |                  |                       | 1,764,050.00 |                             |                  | 1,049,643.75 | 2,813,693.750  |
| 03/01/18                 | 4.000% | 740,000          |                       | 1,764,050.00 | 4.000%                      | 730,000          | 1,049,643.75 | 4,283,693.750  |
| 09/01/18                 |        |                  |                       | 1,749,250.00 |                             |                  | 1,035,043.75 | 2,784,293.750  |
| 03/01/19                 | 4.000% | 815,000          |                       | 1,749,250.00 |                             |                  | 1,035,043.75 | 3,599,293.750  |
| 09/01/19                 |        |                  |                       | 1,732,950.00 |                             |                  | 1,035,043.75 | 2,767,993.750  |
| 03/01/20                 | 5.000% | 1,510,000        |                       | 1,732,950.00 |                             |                  | 1,035,043.75 | 4,277,993.750  |
| 09/01/20                 |        |                  |                       | 1,695,200.00 |                             |                  | 1,035,043.75 | 2,730,243.750  |
| 03/01/21                 | 5.000% | 1,495,000        |                       | 1,695,200.00 | 5.000%                      | 6,715,000        | 1,035,043.75 | 10,940,243.750 |
| 09/01/21                 |        |                  |                       | 1,657,825.00 |                             |                  | 867,168.75   | 2,524,993.750  |
| 03/01/22                 | 5.000% | 1,625,000        |                       | 1,657,825.00 | 5.000%                      | 6,825,000        | 867,168.75   | 10,974,993.750 |
| 09/01/22                 |        |                  |                       | 1,617,200.00 |                             |                  | 696,543.75   | 2,313,743.750  |
| 03/01/23                 | 5.000% | 2,085,000        |                       | 1,617,200.00 | 5.000%                      | 7,100,000        | 696,543.75   | 11,498,743.750 |
| 09/01/23                 |        |                  |                       | 1,565,075.00 |                             |                  | 519,043.75   | 2,084,118.750  |
| 03/01/24                 | 5.000% | 2,190,000        |                       | 1,565,075.00 | 5.000%                      | 7,470,000        | 519,043.75   | 11,744,118.750 |
| 09/01/24                 |        |                  |                       | 1,510,325.00 |                             |                  | 332,293.75   | 1,842,618.750  |
| 03/01/25                 | 5.000% | 2,305,000        |                       | 1,510,325.00 | 5.000%                      | 1,710,000        | 332,293.75   | 5,857,618.750  |
| 09/01/25                 |        |                  |                       | 1,452,700.00 |                             |                  | 289,543.75   | 1,742,243.750  |
| 03/01/26                 | 5.000% | 2,425,000        | 44,275,000            | 1,452,700.00 | 5.000%                      | 1,800,000        | 289,543.75   | 50,242,243.750 |
| 09/01/26                 |        |                  |                       | 285,200.00   |                             |                  | 244,543.75   | 529,743.750    |
| 03/01/27                 | 5.000% |                  |                       | 285,200.00   |                             |                  | 244,543.75   | 529,743.750    |
| 09/01/27                 |        |                  |                       | 285,200.00   |                             |                  | 244,543.75   | 529,743.750    |
| 03/01/28                 | 5.000% |                  |                       | 285,200.00   |                             |                  | 244,543.75   | 529,743.750    |
| 09/01/28                 |        |                  |                       | 285,200.00   |                             |                  | 244,543.75   | 529,743.750    |
| 03/01/29                 | 5.000% |                  |                       | 285,200.00   | 3.250%                      | 8,765,000        | 244,543.75   | 9,294,743.750  |
| 09/01/29                 |        |                  |                       | 285,200.00   |                             |                  | 102,112.50   | 387,312.500    |
| 03/01/30                 | 5.000% |                  |                       | 285,200.00   | 3.500%                      | 5,835,000        | 102,112.50   | 6,222,312.500  |
| 09/01/30                 |        |                  |                       | 285,200.00   |                             |                  |              | 285,200.000    |
| 03/01/31                 | 5.000% |                  |                       | 285,200.00   |                             |                  |              | 285,200.000    |
| 09/01/31                 |        |                  |                       | 285,200.00   |                             |                  |              | 285,200.000    |
| 03/01/32                 | 5.000% |                  |                       | 285,200.00   |                             |                  |              | 285,200.000    |
| 09/01/32                 |        |                  |                       | 285,200.00   |                             |                  |              | 285,200.000    |
| 03/01/33                 | 5.000% |                  |                       | 285,200.00   |                             |                  |              | 285,200.000    |
| 09/01/33                 |        |                  |                       | 285,200.00   |                             |                  |              | 285,200.000    |
| 03/01/34                 | 5.000% |                  |                       | 285,200.00   |                             |                  |              | 285,200.000    |
| 09/01/34                 |        |                  |                       | 285,200.00   |                             |                  |              | 285,200.000    |
| 03/01/35                 | 5.000% |                  |                       | 285,200.00   |                             |                  |              | 285,200.000    |
| 09/01/35                 |        |                  |                       | 285,200.00   |                             |                  |              | 285,200.000    |
| 03/01/36                 | 5.000% |                  |                       | 285,200.00   |                             |                  |              | 285,200.000    |
| 09/01/36                 |        |                  |                       | 285,200.00   |                             |                  |              | 285,200.000    |

**Montgomery County, Texas**  
**\$73,725,000 Unlimited Tax Road Bonds, Series 2016A**  
**\$47,775,000 Limited Tax Refunding Bonds, Series 2016A**

**Schedule D - Semi-Annual Debt Service**

| Unlimited Tax Road Bonds |        |                     |                          |                      | Limited Tax Refunding Bonds |                     |                      | Debt<br>Service       |
|--------------------------|--------|---------------------|--------------------------|----------------------|-----------------------------|---------------------|----------------------|-----------------------|
| Date                     | Coupon | Principal<br>Amount | Accelerated<br>Principal | Interest             | Coupon                      | Principal<br>Amount | Interest             |                       |
| 03/01/37                 | 5.000% |                     |                          | 285,200.00           |                             |                     |                      | 285,200.000           |
| 09/01/37                 |        |                     |                          | 285,200.00           |                             |                     |                      | 285,200.000           |
| 03/01/38                 | 5.000% |                     |                          | 285,200.00           |                             |                     |                      | 285,200.000           |
| 09/01/38                 |        |                     |                          | 285,200.00           |                             |                     |                      | 285,200.000           |
| 03/01/39                 | 5.000% |                     |                          | 285,200.00           |                             |                     |                      | 285,200.000           |
| 09/01/39                 |        |                     |                          | 285,200.00           |                             |                     |                      | 285,200.000           |
| 03/01/40                 | 4.000% | 4,580,000           |                          | 285,200.00           |                             |                     |                      | 4,865,200.000         |
| 09/01/40                 |        |                     |                          | 193,600.00           |                             |                     |                      | 193,600.000           |
| 03/01/41                 | 4.000% | 4,770,000           |                          | 193,600.00           |                             |                     |                      | 4,963,600.000         |
| 09/01/41                 |        |                     |                          | 98,200.00            |                             |                     |                      | 98,200.000            |
| 03/01/42                 | 4.000% | 4,910,000           |                          | 98,200.00            |                             |                     |                      | 5,008,200.000         |
|                          |        | <u>29,450,000</u>   | <u>44,275,000</u>        | <u>38,940,375.00</u> |                             | <u>47,775,000</u>   | <u>15,921,234.38</u> | <u>176,361,609.38</u> |

**Montgomery County, Texas**  
**\$73,725,000 Unlimited Tax Road Bonds, Series 2016A**  
**\$47,775,000 Limited Tax Refunding Bonds, Series 2016A**

**Schedule E - Arbitrage Yield Calculation**

| Date                  | Total<br>Issue<br>Payments | Discount<br>Factor @<br>3.361919% | Present<br>Value as of<br>12/20/16 |
|-----------------------|----------------------------|-----------------------------------|------------------------------------|
| 03/01/17              | 2,238,034.38               | 0.99344623                        | 2,223,366.81                       |
| 09/01/17              | 2,813,693.75               | 0.97702287                        | 2,749,043.15                       |
| 03/01/18              | 4,283,693.75               | 0.96087102                        | 4,116,077.19                       |
| 09/01/18              | 2,784,293.75               | 0.94498619                        | 2,631,119.13                       |
| 03/01/19              | 3,599,293.75               | 0.92936396                        | 3,345,053.88                       |
| 09/01/19              | 2,767,993.75               | 0.91399999                        | 2,529,946.25                       |
| 03/01/20              | 4,277,993.75               | 0.89889001                        | 3,845,445.85                       |
| 09/01/20              | 2,730,243.75               | 0.88402983                        | 2,413,616.92                       |
| 03/01/21              | 10,940,243.75              | 0.86941531                        | 9,511,615.43                       |
| 09/01/21              | 2,524,993.75               | 0.85504240                        | 2,158,976.71                       |
| 03/01/22              | 10,974,993.75              | 0.84090709                        | 9,228,950.05                       |
| 09/01/22              | 2,313,743.75               | 0.82700546                        | 1,913,478.72                       |
| 03/01/23              | 11,498,743.75              | 0.81333366                        | 9,352,315.29                       |
| 09/01/23              | 2,084,118.75               | 0.79988787                        | 1,667,061.30                       |
| 03/01/24              | 11,744,118.75              | 0.78666436                        | 9,238,679.63                       |
| 09/01/24              | 1,842,618.75               | 0.77365946                        | 1,425,559.42                       |
| 03/01/25              | 5,857,618.75               | 0.76086955                        | 4,456,883.73                       |
| 09/01/25              | 1,742,243.75               | 0.74829108                        | 1,303,705.46                       |
| 03/01/26              | 50,242,243.75              | 0.73592055                        | 36,974,299.82                      |
| 09/01/26              | 529,743.75                 | 0.72375453                        | 383,404.44                         |
| 03/01/27              | 529,743.75                 | 0.71178964                        | 377,066.11                         |
| 09/01/27              | 529,743.75                 | 0.70002254                        | 370,832.57                         |
| 03/01/28              | 529,743.75                 | 0.68844998                        | 364,702.07                         |
| 09/01/28              | 529,743.75                 | 0.67706873                        | 358,672.93                         |
| 03/01/29              | 9,294,743.75               | 0.66587563                        | 6,189,143.36                       |
| 09/01/29              | 387,312.50                 | 0.65486757                        | 253,638.40                         |
| 03/01/30              | 6,222,312.50               | 0.64404150                        | 4,007,427.46                       |
| 09/01/30              | 285,200.00                 | 0.63339439                        | 180,644.08                         |
| 03/01/31              | 285,200.00                 | 0.62292331                        | 177,657.73                         |
| 09/01/31              | 285,200.00                 | 0.61262532                        | 174,720.74                         |
| 03/01/32              | 285,200.00                 | 0.60249758                        | 171,832.31                         |
| 09/01/32              | 285,200.00                 | 0.59253727                        | 168,991.63                         |
| 03/01/33              | 285,200.00                 | 0.58274162                        | 166,197.91                         |
| 09/01/33              | 285,200.00                 | 0.57310791                        | 163,450.38                         |
| 03/01/34              | 285,200.00                 | 0.56363346                        | 160,748.26                         |
| 09/01/34              | 285,200.00                 | 0.55431564                        | 158,090.82                         |
| 03/01/35              | 285,200.00                 | 0.54515186                        | 155,477.31                         |
| 09/01/35              | 285,200.00                 | 0.53613957                        | 152,907.01                         |
| 03/01/36              | 285,200.00                 | 0.52727627                        | 150,379.19                         |
| 09/01/36              | 285,200.00                 | 0.51855950                        | 147,893.17                         |
| 03/01/37              | 285,200.00                 | 0.50998683                        | 145,448.24                         |
| 09/01/37              | 285,200.00                 | 0.50155588                        | 143,043.74                         |
| 03/01/38              | 285,200.00                 | 0.49326430                        | 140,678.98                         |
| 09/01/38              | 285,200.00                 | 0.48510980                        | 138,353.32                         |
| 03/01/39              | 285,200.00                 | 0.47709011                        | 136,066.10                         |
| 09/01/39              | 285,200.00                 | 0.46920300                        | 133,816.70                         |
| 03/01/40              | 4,865,200.00               | 0.46144628                        | 2,245,028.43                       |
| 09/01/40              | 193,600.00                 | 0.45381778                        | 87,859.12                          |
| 03/01/41              | 4,963,600.00               | 0.44631540                        | 2,215,331.14                       |
| 09/01/41              | 98,200.00                  | 0.43893705                        | 43,103.62                          |
| 03/01/42              | 5,008,200.00               | 0.43168067                        | 2,161,943.15                       |
| <b>176,361,609.38</b> |                            |                                   | <b>133,109,745.16</b>              |

| Issue Price Calculation        |                       |
|--------------------------------|-----------------------|
| + Par Amount of Issue          | 121,500,000.00        |
| + Accrued Interest             | 298,307.26            |
| +/- Original Issue Prem/(Disc) | 11,311,437.90         |
| <b>Issue Price:</b>            | <b>133,109,745.16</b> |
| - Qualified Guarantee          | 0.00                  |
| <b>Adjusted Issue Price:</b>   | <b>133,109,745.16</b> |
| Present Value Result:          | 133,109,745.16        |
| Variance:                      | 0.00                  |
| <b>Arbitrage Yield:</b>        | <b>3.361919%</b>      |

**Montgomery County, Texas**  
**\$73,725,000 Unlimited Tax Road Bonds, Series 2016A**  
**\$47,775,000 Limited Tax Refunding Bonds, Series 2016A**

|                                   |               |
|-----------------------------------|---------------|
| <b>Schedule F1 - Escrow Fund</b>  | <b>Fund 1</b> |
| <b>Remaining Balance Analysis</b> |               |

| <b>Summary - Fund 1</b>  |                  |
|--------------------------|------------------|
| Gross Earnings:          | \$514,591.62     |
| Internal Rate of Return: | 1.123835%        |
| Excess Earnings:         | (\$1,116,932.85) |

| Security Type                   | Par Amount | Coupon | Maturity Date | Settlement Date | Settlement Price | Yield | Accreted Price | Accrued Interest | Computation Date Value |
|---------------------------------|------------|--------|---------------|-----------------|------------------|-------|----------------|------------------|------------------------|
| N/A                             | N/A        | N/A    | N/A           | N/A             | N/A              | N/A   | N/A            | N/A              | 0.00                   |
| Value as of September 30, 2020: |            |        |               |                 |                  |       |                |                  | <u><b>0.00</b></u>     |



**Montgomery County, Texas**  
**\$73,725,000 Unlimited Tax Road Bonds, Series 2016A**  
**\$47,775,000 Limited Tax Refunding Bonds, Series 2016A**

**Schedule F2 - Escrow Fund**  
**Net Nonpurpose Investments Cash Flow**

**Fund 1**

| Date             | Description | Net<br>Nonpurpose<br>Investments<br>Cash Flow | Muni-Days/<br>Computation<br>Date | Rebate Calculations      |                              | IRR Calculations         |                      |
|------------------|-------------|---|-----------------------------------|--------------------------|------------------------------|--------------------------|----------------------|
|                  |             |   |                                   | FV Factor @<br>3.361919% | FV As Of<br>09/30/20         | FV Factor @<br>1.123835% | FV As Of<br>09/30/20 |
| 12/20/16         | Deposit     | (51,268,901.44)                               | 1,360                             | 1.13422565               | (58,150,503.27)              | 1.04324615               | (53,486,083.86)      |
| 02/28/17         | Esc Rcpt.   | 32,862,762.51                                 | 1,292                             | 1.12710530               | 37,039,793.86                | 1.04104008               | 34,211,452.88        |
| 03/01/17         | Esc Rcpt.   | 41,381.17                                     | 1,288                             | 1.12668785               | 46,623.66                    | 1.04091046               | 43,074.09            |
| 08/31/17         | Esc Rcpt.   | 323,634.38                                    | 1,109                             | 1.10816441               | 358,640.10                   | 1.03512630               | 335,002.46           |
| 09/01/17         | Esc Rcpt.   | 104,910.00                                    | 1,109                             | 1.10816441               | 116,257.53                   | 1.03512630               | 108,595.10           |
| 02/28/18         | Esc Rcpt.   | 323,637.50                                    | 932                               | 1.09014740               | 352,812.58                   | 1.02943839               | 333,164.87           |
| 03/01/18         | Esc Rcpt.   | 104,910.00                                    | 929                               | 1.08984456               | 114,335.59                   | 1.02934225               | 107,988.30           |
| 08/31/18         | Esc Rcpt.   | 327,437.50                                    | 750                               | 1.07192684               | 350,989.05                   | 1.02362238               | 335,172.35           |
| 09/01/18         | Esc Rcpt.   | 104,910.00                                    | 749                               | 1.07182758               | 112,445.43                   | 1.02359052               | 107,384.88           |
| 03/01/19         | Esc Rcpt.   | 17,589,910.00                                 | 569                               | 1.05410844               | 18,541,672.62                | 1.01787092               | 17,904,257.92        |
| 09/30/20         | Balance     | 0.00  | 0                                 | 1.00000000               | 0.00                         | 1.00000000               | 0.00                 |
| <b>Earnings:</b> |             | <b><u>514,591.62</u></b>                      |                                   | <b>Excess Earnings:</b>  | <b><u>(1,116,932.85)</u></b> |                          | <b><u>(0.00)</u></b> |

**Montgomery County, Texas**  
**\$73,725,000 Unlimited Tax Road Bonds, Series 2016A**  
**\$47,775,000 Limited Tax Refunding Bonds, Series 2016A**

**Schedule F3 - Escrow Fund**

**Fund 1**

**Escrow Valuation**

|                                |               |
|--------------------------------|---------------|
| Issue Date:                    | 12/20/16      |
| Computation Date:              | 09/30/20      |
| Arbitrage Yield:               | 3.361919%     |
| Escrow Yield:                  | 1.123835%     |
| Escrow Deposit:                | 51,269,830.28 |
| Less Cash Deposit:             | (928.84)      |
| Escrow Purchase Price:         | 51,268,901.44 |
| Value of Escrow on Issue Date: | 51,268,901.44 |
| Variance:                      | 0.00          |

| Date     | Escrow<br>Receipt           | Value As Of<br>Issue Date<br>12/20/16 | Value As Of<br>Computation Date<br>09/30/20 |
|----------|-----------------------------|---------------------------------------|---|
| 02/28/17 | 32,862,762.51               | 32,793,270.32                         |   |
| 03/01/17 | 41,381.17                   | 41,289.81                             |   |
| 08/31/17 | 323,634.38                  | 321,115.45                            |   |
| 09/01/17 | 104,910.00                  | 104,093.46                            |   |
| 02/28/18 | 323,637.50                  | 319,354.04                            |   |
| 03/01/18 | 104,910.00                  | 103,511.81                            |   |
| 08/31/18 | 327,437.50                  | 321,268.30                            |   |
| 09/01/18 | 104,910.00                  | 102,933.41                            |   |
| 03/01/19 | 17,589,910.00               | 17,162,064.84                         |   |
|          | <b><u>51,783,493.06</u></b> | <b><u>51,268,901.44</u></b>           | <b><u>0.00</u></b>                          |

**Montgomery County, Texas**  
**\$73,725,000 Unlimited Tax Road Bonds, Series 2016A**  
**\$47,775,000 Limited Tax Refunding Bonds, Series 2016A**

|                                   |               |
|-----------------------------------|---------------|
| <b>Schedule G1 - Project Fund</b> | <b>Fund 2</b> |
| <b>Remaining Balance Analysis</b> |               |

| <b>Summary - Fund 2</b>  |                  |
|--------------------------|------------------|
| Gross Earnings:          | \$3,034,104.45   |
| Internal Rate of Return: | 1.651405%        |
| Excess Earnings:         | (\$3,381,404.29) |

| Security Type                          | Par Amount   | Coupon | Maturity Date | Settlement Date | Settlement Price | Yield | Accreted Price | Accrued Interest | Computation Date Value     |
|--|--------------|--------|---------------|-----------------|------------------|-------|----------------|------------------|----------------------------|
| LOGIC                                  | 9,196,599.37 | N/A    | N/A           | N/A             | 100.000          | Var   | 100.000        | 2,383.98         | 9,198,983.35               |
| WoodForest Checking                    | 70,580.96    | N/A    | N/A           | N/A             | 100.000          | Var   | 100.000        | 19.61            | 70,600.57                  |
| <b>Value as of September 30, 2020:</b> |              |        |               |                 |                  |       |                |                  | <b><u>9,269,583.93</u></b> |

**Montgomery County, Texas**  
**\$73,725,000 Unlimited Tax Road Bonds, Series 2016A**  
**\$47,775,000 Limited Tax Refunding Bonds, Series 2016A**

**Schedule G2 - Project Fund**

**Fund 2**

**Net Nonpurpose Investments Cash Flow**

| Date             | Description | Net<br>Nonpurpose<br>Investments<br>Cash Flow | Muni-Days/<br>Computation<br>Date | Rebate Calculations      |                              | IRR Calculations         |                      |
|------------------|-------------|---|-----------------------------------|--------------------------|------------------------------|--------------------------|----------------------|
|                  |             |   |                                   | FV Factor @<br>3.361919% | FV As Of<br>09/30/20         | FV Factor @<br>1.651405% | FV As Of<br>09/30/20 |
| 12/20/16         | Deposit     | (80,427,862.08)                               | 1,360                             | 1.13422565               | (91,223,344.47)              | 1.06410093               | (85,583,362.60)      |
| 12/20/16         | W/D         | 10.00   | 1,360                             | 1.13422565               | 11.34                        | 1.06410093               | 10.64                |
| 12/21/16         | W/D         | 8,420,526.42                                  | 1,359                             | 1.13412062               | 9,549,892.63                 | 1.06405232               | 8,959,880.64         |
| 12/22/16         | Deposit     | (8,420,526.42)                                | 1,358                             | 1.13401559               | (9,549,008.25)               | 1.06400371               | (8,959,471.32)       |
| 02/04/17         | Deposit     | (10.00)                                       | 1,316                             | 1.12961325               | (11.30)                      | 1.06196413               | (10.62)              |
| 04/26/17         | W/D         | 541,946.53                                    | 1,234                             | 1.12106739               | 607,558.58                   | 1.05799336               | 573,375.83           |
| 04/30/17         | W/D         | 10.00   | 1,230                             | 1.12065218               | 11.21                        | 1.05780005               | 10.58                |
| 05/02/17         | Deposit     | (10.00)                                       | 1,228                             | 1.12044463               | (11.20)                      | 1.05770340               | (10.58)              |
| 06/15/17         | W/D         | 250,000.00                                    | 1,185                             | 1.11599162               | 278,997.90                   | 1.05562767               | 263,906.92           |
| 08/02/17         | W/D         | 2,666,013.16                                  | 1,138                             | 1.11114461               | 2,962,326.14                 | 1.05336352               | 2,808,281.00         |
| 08/02/17         | W/D         | 223,110.63                                    | 1,138                             | 1.11114461               | 247,908.17                   | 1.05336352               | 235,016.60           |
| 12/15/17         | W/D         | 250,000.00                                    | 1,005                             | 1.09754237               | 274,385.59                   | 1.04698271               | 261,745.68           |
| 12/21/17         | W/D         | 11,353,271.16                                 | 999                               | 1.09693268               | 12,453,774.16                | 1.04669577               | 11,883,420.91        |
| 06/26/18         | W/D         | 17,900.00                                     | 814                               | 1.07829909               | 19,301.55                    | 1.03788686               | 18,578.17            |
| 06/26/18         | W/D         | 16,376,773.25                                 | 814                               | 1.07829909               | 17,659,059.71                | 1.03788686               | 16,997,237.71        |
| 08/13/18         | W/D         | 2,058,159.55                                  | 767                               | 1.07361579               | 2,209,672.59                 | 1.03566075               | 2,131,555.06         |
| 02/11/19         | W/D         | 11,051,112.24                                 | 589                               | 1.05606268               | 11,670,667.20                | 1.02727316               | 11,352,511.03        |
| 07/30/19         | W/D         | 99,576.56                                     | 420                               | 1.03966275               | 103,526.04                   | 1.01937254               | 101,505.61           |
| 08/20/19         | W/D         | 9,460,000.00                                  | 400                               | 1.03773886               | 9,817,009.58                 | 1.01844158               | 9,634,457.39         |
| 09/25/19         | W/D         | 5,165,000.00                                  | 365                               | 1.03438061               | 5,342,575.86                 | 1.01681446               | 5,251,846.68         |
| 09/26/19         | Deposit     | (5,165,000.00)                                | 364                               | 1.03428482               | (5,342,081.10)               | 1.01676801               | (5,251,606.76)       |
| 09/27/19         | W/D         | 5,176,202.05                                  | 363                               | 1.03418904               | 5,353,171.43                 | 1.01672156               | 5,262,756.22         |
| 02/26/20         | W/D         | 11,332,000.00                                 | 214                               | 1.02001632               | 11,558,824.98                | 1.00982432               | 11,443,329.21        |
| 02/26/20         | Deposit     | (318,264.87)                                  | 214                               | 1.02001632               | (324,635.36)                 | 1.00982432               | (321,391.61)         |
| 02/26/20         | Deposit     | (11,332,000.00)                               | 214                               | 1.02001632               | (11,558,824.98)              | 1.00982432               | (11,443,329.21)      |
| 03/06/20         | W/D         | 11,650,703.54                                 | 204                               | 1.01907212               | 11,872,907.15                | 1.00936310               | 11,759,790.22        |
| 06/22/20         | W/D         | 3,400,000.00                                  | 98                                | 1.00911713               | 3,430,998.25                 | 1.00448707               | 3,415,256.03         |
| 06/22/20         | Deposit     | (38,130.48)                                   | 98                                | 1.00911713               | (38,478.12)                  | 1.00448707               | (38,301.57)          |
| 06/22/20         | Deposit     | (3,400,000.00)                                | 98                                | 1.00911713               | (3,430,998.25)               | 1.00448707               | (3,415,256.03)       |
| 06/25/20         | W/D         | 3,374,009.28                                  | 95                                | 1.00883681               | 3,403,824.75                 | 1.00434941               | 3,388,684.23         |
| 09/30/20         | Balance     | 9,269,583.93                                  | 0                                 | 1.00000000               | 9,269,583.93                 | 1.00000000               | 9,269,583.93         |
| <b>Earnings:</b> |             | <b><u>3,034,104.45</u></b>                    |                                   | <b>Excess Earnings:</b>  | <b><u>(3,381,404.29)</u></b> |                          | <b><u>(0.00)</u></b> |