MONTGOMERY COUNTY, TEXAS

Monthly Report to Commissioners Court and District Judges

For the 7 Months Ended
April 30, 2022

This page left blank intentionally.

MONTGOMERY COUNTY, TEXAS

MONTHLY REPORT TO COMMISSIONERS COURT AND DISTRICT JUDGES

Prepared by

THE MONTGOMERY COUNTY AUDITOR'S OFFICE
Rakesh Pandey, CPA
County Auditor

Information is presented based on ledger balances and entries posted through May 11, 2022 for the month ended April 30, 2022. This is unaudited information.

This page left blank intentionally.

MONTGOMERY COUNTY, TEXAS
Monthly Report to Commissioners Court and District Judges
As of April 30, 2022

TABLE OF CONTENTS

	Page
County Auditor's Letter of Transmittal	1
Report of Cash Balances	2
Summary of Changes in Fund Balance, All Funds	3
Schedule of Expenditures - All Departments - Budget and Year-to-Date Actual	4-7
Schedule of Bond Indebtedness	8
Other Information of Interest	9

This page left blank intentionally.

Montgomery County, Texas
Office of the County Auditor
501 North Thompson, Suite 205, Conroe, Texas 77301
P. O. Box 539, Conroe, Texas 77305

Rakesh Pandey, CPA
County Auditor

Angela H. Blocker
1st Assistant County Auditor

May 24, 2022

The Board of District Judges
The Commissioners' Court
Montgomery County, Texas

Honorable Judges and Commissioners:

The required Monthly Report of Montgomery County, Texas is submitted herewith for the period from April 1, 2022 through April 30, 2022. This report was prepared by the County Auditor in compliance with Chapter 114 Section 025 of the Local Government Code.

This Monthly Report presents several segments: **Report of Cash Balances, Summary of Changes in Fund Balance, Schedule of Expenditures, Schedule of Indebtedness**, and **Other Information**. Included in the Report of Cash Balance are a listing of account balances held by the County. The Summary of Changes in Fund Balance report the aggregate fund balance in each County fund. The Budget Status section is comprised of a Schedule of Expenditures for all departments showing the adjusted budget, the current month's actual activity, the activity for the year to date, current encumbrances and the remainder in the budget. The Schedule of Indebtedness includes a list of County's outstanding bonded debt and capital leases.

This report is designed to provide a general overview of Montgomery County's finances for the District Judges and Commissioners' Court as prescribed in Chapter 114 Section 025 of the Local Government Code. However, the reader should note that the report does not include those disclosures associated with, and usually made a part of, audited financial statements. Questions concerning any of the information provided in this report or requests for additional financial information should be addressed to the Montgomery County Auditor, P.O. Box 539, Conroe, Texas 77305-0539.

Respectfully submitted,

Rakesh Pandey
Montgomery County Auditor

RP/ah

Tele: (936) 539-7820•••Fax (936) 788-8390•••Email: Rakesh.Pandey@mctx.org

MONTGOMERY COUNTY, TEXAS
Report of Cash & Investment Balances - County's Depository
For the 7 Months Ended April 30, 2022

	Balance
Cash - County	330,737,554
Cash - Montgomery County Toll Road Authority	781,448
Total Cash Balance	**$ 331,519,002**

	Balance
Investments - County	138,548,429
Investments - Montgomery County Toll Road Authority	28,588,324
Total Investments	**$ 167,136,753**

MONTGOMERY COUNTY, TEXAS
Summary of Changes in Fund Balance - All Funds
For the 7 Months Ended April 30, 2022

Fund	Fund Description	Fund Balance, 4/1/2022	Revenues/Other Financing Sources	Expenditures/Other Financing Uses	Fund Balance, 4/30/2022
	ENTITY 1				
100	General Fund	$ 254,770,681	$ 4,796,320	$ 19,491,836	$ 240,075,165
200	Road & Bridge	38,916,152	1,093,264	2,835,431	37,173,985
201	Worthless Check	19,840	5	-	19,845
202	Forfeitures	1,517,684	48	16,559	1,501,173
203	Jail Commissary	1,319,214	-	172,970	1,146,244
204	Law Library	543,420	30,819	19,011	555,228
205	Pre-Trial Diversion	44,878	2,200	564	46,514
206	County Clerk Records Mgt and Pres	2,156,492	94,687	97,779	2,153,400
207	County Records Management	41,514	1,734	-	43,248
208	District Clerk Records Mgt & Pres	252,246	24,413	54	276,605
209	Distict Clerk Records Preservation	224,336	612	-	224,948
210	County & District Courts Digital Pres	560,001	456	-	560,457
211	County & District Court Technology	27,705	1,729	114	29,320
212	Court Guardianship	36,185	6,030	8,163	34,052
213	Court Reporter Service	370,560	22,604	4,523	388,641
214	Courthouse Security County/Dist	47,192	37,868	20,105	64,955
215	Courthouse Security JP	387,055	15,027	8,211	393,871
216	Justice Court Technology	566,683	12,664	72,245	507,102
217	Juvenile Case Manager	(129,484)	1,902	26,152	(153,734)
218	CC Vital Records Preservation	69,541	2,570	-	72,111
219	Contract Election Service	(841,709)	936	63,032	(903,805)
220	Grants	48,977,180	866,680	3,434,552	46,409,308
221	HAVA	285,978	-	-	285,978
222	Joe Corely Pass-Thru	-	-	-	-
224	Court Facility Fee	27,200	16,940		44,140
225	Language Access	8,418	5,432		13,850
300	Debt Service	21,651,281	944	-	21,652,225
400	Local Capital Projects	21,517,921	-	920,431	20,597,490
401	C/P Revenue Toll Bonds 10	5,396,948	2,463	-	5,399,411
402	C/P Certificates of Obligation 2012	483,932	100	-	484,032
403	C/P Pass Thru Toll Projects	10,089,482	-	26,000	10,063,482
404	C/P Road Bonds 2016	13,493	120	1,952	11,661
405	C/P Road Bonds 2016A	2,344,587	2,124	50,127	2,296,584
406	C/P Road Bonds 2018	1,180,132	4,503	264,213	920,422
407	C/P Road Bonds 2018B	53,893,560	165,378	1,081,458	52,977,480
408	C/P Sheriff Projects	5,192,163	(1,512)	219,585	4,971,066
421	Road Bond Pass-Through	(5,748)	-	-	(5,748)
500	Self Insurance	10,934,393	1,006,523	2,094,345	9,846,571
501	Workers Compensation	2,915,589	77,823	409,613	2,583,799
502	Property/Casualty	(2,240,180)	319,050	1,154,989	(3,076,119)
	ENTITY 2				
100	General Fund	(33,608,946)	1,217	267	(33,607,996)
101	249 Operations	35,926,225	1,284,341	257,463	36,953,103
300	Debt Service	2,240,180	232	-	2,240,412
	Total - All Funds	$ 488,123,974	$ 9,898,246	$ 32,751,744	$ 465,270,476

MONTGOMERY COUNTY, TEXAS
Schedule of Expenditures - All Departments
Budget and Year-to-Date Actual for the 7 Months Ended April 30, 2022

	Adjusted Budget	Current Month Actual	Year-to-Date Actual	Encumbrances	Unexpended Budget
100 GENERAL FUND					
10 General Government					
2000 County Judge	592,788	47,870	318,226	24,782	249,780
2100 Human Resources	679,720	48,103	347,396	-	332,324
2101 Civil Service	4,500	-	-	-	4,500
2200 Risk Management	1,000,183	84,466	485,929	770	513,484
2300 County Clerk	2,768,784	200,932	1,434,135	425	1,334,224
250* Elections Administrator	9,794,120	537,190	1,819,398	7,767,387	207,335
2600 Information Technology	10,775,144	438,960	6,128,572	473,743	4,172,829
3000 Building Custodial Services	3,454,017	262,821	1,862,851	40,410	1,550,756
3100 Building Maintenance	7,450,261	602,584	4,665,254	167,064	2,617,943
3200 Other	-	5,000	10,000	-	(10,000)
3210 Non-Departmental	24,987,935	69,764	11,278,521	792	13,708,622
3211 Contingency	797,887	-	-	-	797,887
4001 Permits	558,455	51,134	329,356	-	229,099
Total General Government	62,863,794	2,348,824	28,679,638	8,475,373	25,708,783
20 Financial Administration					
2302 Court Collections	488,818	34,382	209,774	421	278,623
3210 Non-Departmental	4,194,929	3,800	2,710,608	3,500	1,480,821
3300 Purchasing Agent	1,117,903	90,222	589,290	706	527,907
3400 County Auditor	2,522,166	184,572	1,303,128	2,167	1,216,871
3500 Budget Office	451,881	30,906	218,692	480	232,709
3600 County Treasurer	849,419	60,514	439,907	1,997	407,515
370* Tax Assessor/Collector	5,317,604	414,281	2,734,383	2,015	2,581,206
3800 Payroll	288,337	36,632	36,632	-	251,705
Total Financial Administration	15,231,057	855,309	8,242,414	11,286	6,977,357
30 Health and Human Services					
2400 Veterans Service	352,660	26,718	191,415	24	161,221
3210 Non-Departmental	-	625	30,175	-	(30,175)
3200 Other	1,603,398	335,527	1,191,182	-	412,216
3250 Child Welfare	68,450	4,066	19,577	12,505	36,368
4000 Environmental Health	2,159,337	168,358	1,158,700	3,773	996,864
4100 Animal Services	5,135,569	362,635	2,791,668	153,101	2,190,800
4200 Forensic Services	2,291,000	200,876	1,268,799	4,836	1,017,365
4300 MCCD County	164,836	12,497	87,387	-	77,449
4600 Extension Agents	792,757	53,479	388,498	153	404,106
Total Health and Human Services	12,568,007	1,164,781	7,127,401	174,392	5,266,214
40 Culture and Recreation					
3200 Other	-	-	5,000	-	(5,000)
3240 Historical Commission	30,000	1,690	6,880	-	23,120
3242 Heritage Museum	15,000	3,750	11,250	3,750	-
4400 Convention Center	997,867	94,508	546,211	25,233	426,423
4401 Fairgrounds/EXPO Center	-	-	-	-	-
4500 Memorial Library	10,362,096	738,192	5,175,009	112,318	5,074,769
Total Culture and Recreation	11,404,963	838,140	5,744,350	141,301	5,519,312

MONTGOMERY COUNTY, TEXAS
Schedule of Expenditures - All Departments
Budget and Year-to-Date Actual for the 7 Months Ended April 30, 2022

	Adjusted Budget	Current Month Actual	Year-to-Date Actual	Encumbrances	Unexpended Budget
50 Law Enforcement & Corrections					
3200 Other	60,469	-	-	-	60,469
3210 Non-Departmental	-	-	7,681	-	(7,681)
3230 Department of Public Safety	285,766	22,289	154,319	-	131,447
5200 Office of Homeland Security	928,653	79,637	549,738	160,169	218,746
530* Fire Marshal	2,137,463	169,733	1,214,539	18,739	904,185
51* District Attorney	13,053,087	1,055,317	7,399,430	65,609	5,588,048
540* Juvenile Probation	6,144,583	515,234	3,384,370	5,609	2,754,604
550* Adult Probation	4,373,716	316,709	2,228,239	8,692	2,136,785
56* Commissions	442,446	4,832	85,519	9,736	347,191
6* Sheriff	70,826,715	5,379,898	36,706,377	1,408,055	32,712,283
6601 Jail	27,093,112	2,144,238	15,368,656	30,115	11,694,341
7100 Constable Precinct 1	5,562,615	466,395	3,195,273	27,779	2,339,563
7200 Constable Precinct 2	2,488,282	256,118	1,629,686	68,537	790,059
7300 Constable Precinct 3	6,999,979	564,387	3,843,718	32,776	3,123,485
7400 Constable Precinct 4	4,951,106	419,369	2,897,314	37,898	2,015,894
7500 Constable Precinct 5	4,920,607	394,493	2,753,190	46,946	2,120,471
Total Law Enforcement & Corrections	150,268,599	11,788,649	81,418,049	1,920,660	66,929,890
60 Legal and Judicial					
2700 District Clerk	3,923,197	298,993	2,055,601	-	1,867,596
280* County Attorney	3,808,992	288,671	2,153,399	6,713	1,648,880
3210 Non-Departmental	-	-	45	-	(45)
3220 Alternate Dispute Resolution	150,000	28,149	74,721	-	75,279
8100 Court Operations	962,750	44,213	400,965	32,359	529,426
8101 Indigent Defense - Criminal	7,228,000	458,602	3,269,923	1,334,802	2,623,275
8102 Indigent Defense - Civil	1,118,398	50,086	544,987	-	573,411
8103 Office of Court Administration	1,304,085	108,020	727,025	544	576,516
8210 County Court at Law 1	570,239	43,523	304,002	-	266,237
8220 County Court at Law 2	957,793	74,315	517,241	318	440,234
8230 County Court at Law 3	843,116	65,143	469,263	230	373,623
8240 County Court at Law 4	580,469	44,102	308,013	115	272,341
8250 County Court at Law 5	565,059	43,012	300,274	492	264,293
8310 9th District Court	363,902	29,089	205,433	-	158,469
8320 221st District Court	379,790	29,994	205,221	76	174,493
8330 284th District Court	682,402	51,033	372,524	2,001	307,877
8340 359th District Court	456,913	34,852	245,287	278	211,348
8350 410th District Court	688,616	52,626	375,292	135	313,189
8360 418th District Court	711,227	55,658	384,876	13	326,338
8370 435th District Court	384,527	29,073	206,436	84	178,007
8380 457th District Court	592,438	46,550	322,387	323	269,728
8401 Drug Court	720,310	36,423	255,101	1,463	463,746

MONTGOMERY COUNTY, TEXAS
Schedule of Expenditures - All Departments
Budget and Year-to-Date Actual for the 7 Months Ended April 30, 2022

	Adjusted Budget	Current Month Actual	Year-to-Date Actual	Encumbrances	Unexpended Budget
60 Legal and Judicial, (cont'd.)					
8403 Mental Health Court Service	382,072	34,660	207,206	-	174,866
8510 Justice of the Peace Precinct 1	1,024,051	88,934	546,029	201	477,821
8520 Justice of the Peace Precinct 2	625,735	101,989	356,249	37	269,449
8530 Justice of the Peace Precinct 3	1,338,921	105,542	730,007	15	608,899
8540 Justice of the Peace Precinct 4	1,116,372	95,872	602,311	36	514,025
8550 Justice of the Peace Precinct 5	627,323	65,548	354,153	1,530	271,640
Total Legal and Judicial	**32,454,486**	**2,421,352**	**16,626,041**	**1,384,707**	**14,443,738**
70 Transportation					
5000 Airport	767,179	67,502	397,493	1,528	368,158
5050 Custons Facility	277,384	7,279	172,878	716	103,790
5060 Airport Resc/Firefighting (ARF)	10,600	-	-	4,387	6,213
Total Transportation	**1,055,163**	**74,781**	**570,371**	**6,631**	**478,161**
80 Capital Projects					
2600 Information Technology	649,891	-	226,337	423,554	-
Total Transportation	**649,891**	**-**	**226,337**	**423,554**	**-**
TOTAL GENERAL FUND	**286,495,960**	**19,491,836**	**148,634,601**	**12,537,904**	**125,323,455**
SPECIAL REVENUE FUNDS					
200 Road and Bridge Fund	51,887,386	2,835,431	18,690,344	6,440,796	26,756,246
201 Worthless Checks Fund	-	-	327	-	(327)
202 Forfeitures Fund	1,278,201	16,559	335,210	31,172	911,819
203 Sheriff Commissary Fund	1,920,931	172,970	1,256,719	463,159	201,053
204 Law Library Fund	366,544	19,011	172,250	2,164	192,130
205 Pre-Trial Diversion Fund	55,160	564	12,182	-	42,978
206 Records Management and Preservation	940,325	97,779	574,373	291,730	74,222
207 Records Management County Fund	77,402	-	-	-	77,402
208 Records Management District Clerk Fund	104,740	54	1,248	-	103,492
209 District Clerk Records Preservation Fund	60,000	-	-	59	59,941
211 Court Technology County and District Fund	32,500	114	15,538	114	16,848
212 Court Guardianship Fund	100,000	8,163	83,590	-	16,410
213 Court Reporter Service Fund	230,132	4,523	28,217	319	201,596
214 Courthouse Security Fund	275,000	20,105	170,423	-	104,577
215 Justice Court Building Security Fund	106,030	8,211	48,107	-	57,923
216 Justice Court Technology Fund	246,248	72,245	125,191	106,168	14,889
217 Juvenile Case Manager Fund	336,315	26,152	179,300	-	157,015
218 Vital Records Preservation Fund	17,100	-	2,400	-	14,700
219 Contract Elections Fund	-	63,032	484,305	105,892	(590,197)
220 Grants Fund *	351,860,631	3,434,552	28,164,113	4,598,341	319,098,177
221 HAVA Grant Fund	-	-	28,244	-	(28,244)
222 Joe Corley Pass Through Fund	24,000,000	-	9,042,248	-	14,957,752
TOTAL SPECIAL REVENUE FUNDS	433,894,645	6,779,465	59,414,329	12,039,914	362,440,402

* Grants Fund Adjusted Budget is Life-to-Date

MONTGOMERY COUNTY, TEXAS
Schedule of Expenditures - All Departments
Budget and Year-to-Date Actual for the 7 Months Ended April 30, 2022

	Adjusted Budget	Current Month Actual	Year-to-Date Actual	Encumbrances	Unexpended Budget
DEBT SERVICE FUND					
Debt Service Fund	43,271,047	-	42,561,289	-	709,758
TOTAL DEBT SERVICE FUND	43,271,047	-	42,561,289	-	709,758
INTERNAL SERVICE FUNDS					
500 Self-Insurance Medical	-	2,094,345	19,354,920	288,416	(19,643,336)
501 Self-Insurance Workers Compensation	-	409,613	1,291,784	-	(1,291,784)
502 Self-Insurance Accident and Liability	-	1,154,989	2,987,849	127,325	(3,115,174)
TOTAL INTERNAL SERVICE FUNDS	**-**	**3,658,947**	**23,634,553**	**415,741**	**(24,050,294)**
ENTERPRISE FUNDS					
Montgomery County Toll Road Authority	6,513,120	257,729	3,538,181	219,238	2,755,701
TOTAL ENTERPRISE FUNDS	6,513,120	257,729	3,538,181	219,238	2,755,701
TOTAL ALL FUNDS	**770,174,772**	**30,187,977**	**277,782,953**	**25,212,797**	**467,179,022**

MONTGOMERY COUNTY, TEXAS
Schedule of Indebtedness
As of April 30, 2022

	Interest Rate (%)	Issue Date	Maturity Date	Balances Outstanding
GENERAL OBLIGATION BONDS:				
Refunding Bonds, Series 2014A	5.00	2014	2025	46,520,000
Refunding Bonds, Series 2016	4.25-5.25	2016	2032	58,925,000
Road Bonds, Series 2016	4.25-5.25	2016	2041	50,065,000
Refunding Bonds, Series 2016A	3.00-5.00	2016	2030	32,680,000
Road Bonds, Series 2016A	4.00-5.00	2016	2042	67,540,000
Road Bonds, Series 2018	4.00-5.00	2018	2043	41,100,000
Road Bonds, Series 2018B	3.50-5.00	2018	2040	87,300,000
Refunding Bonds, Series 2018	4.00	2018	2030	26,965,000
Refunding Bonds, Series 2020	4.00-5.00	2021	2032	21,460,000
Refunding Bonds, Series 2021	4.00-5.00	2022	2032	8,430,000
TOTAL GENERAL OBLIGATION BONDS PAYABLE				440,985,000
CERTIFICATES OF OBLIGATION:				
Series 2010B	3.00-5.40	2010	2039	23,395,000
TOTAL CERTIFICATES OF OBLIGATION				23,395,000
TOTAL BONDED DEBT				**464,380,000**
OTHER INDEBTEDNESS:				
CAPITAL LEASES				**8,489,765**
MONTGOMERY COUNTY TOLL ROAD AUTHORITY:				
Senior Lien Toll Revenue Bonds, Series 2018	5.00	2018	2048	87,680,000
TOTAL DEBT FOR MONTGOMERY COUNTY TOLL ROAD AUTHORITY				**87,680,000**
TOTAL INDEBTEDNESS				**$ 560,549,765**

Reconciliation of Cash and Investment Balances
County General Ledger to Statement of Balances
For the Month Ended April 30, 2022

	Cash	Investment
General Ledger Balance	331,519,002	167,136,753
Additions:		
Accounts Classified as Investments for Treasurer but Cash for County		26,998,196
Amounts journalized in following month - County Custodial Accounts controlled by Treasurer	1,746,899	
Subtractions:		
Accounts Classified as Investments for Treasurer but Cash for County	(26,998,196)	
Accounts not handled by Treasurer		
SIT Escrow	(787,486)	
County Attorney Discretionary	(148,165)	
District Attorney State Admin	(8,333)	
County Attorney State Admin	(75)	
Forfeitures Fund	(1,581,240)	
Jail Commissary	(3,235,509)	
Contract Election Fund	(1,743,406)	
Cash on Hand (various funds)	(34,055)	
Amounts journalized in following month - County	(829,652)	(226,517)
	297,899,784	193,908,432
Statement of Balances	297,899,784	193,908,432
Variance	-	-

Any variance exists due to rounding of amounts

MONTGOMERY COUNTY, TEXAS
Other Information of Interest
As of April 30, 2022

	APPENDIX
COUNTY AUDITOR STAFFING CHANGES	A
ENTERPRISE RESOURCE PLANNING SOFTWARE - STATUS UPDATE	B
REPORTS COMPLYING WITH LOCAL GOVERNMENT CODE 114.023	C
REPORTS COMPLYING WITH LOCAL GOVERNMENT CODE 114.024	D
COMPLETED AUDITS	E
MONTHLY UTILITY COST	F

MONTGOMERY COUNTY COMMISSIONER'S COURT APRIL 12, 2022 MEETING

PERSONNEL AND PAYROLL CHANGES - CONSENT AGENDA

	Department	Employee Name	Job Class	Reason	Current Rate	New Rate	Effective date:	Comments
21.	Constable Pct. 2	Brown, Mary	AdminMgr-Const 2	Retired	$32.28/HR	$0.00	3/31/2022	
22.	Constable Pct. 3	Leopoldo, Franco	RMUD Dpty Const 3-32	Resigned	$24.62/HR	$0.00	3/24/2022	
23.	Constable Pct. 3	Lowery, Cade	Dpty Const 3-24	Transferred	$25.85/HR	$25.85/HR	4/2/2022	Replacement for Bradley Mixon
24.	Constable Pct. 3	Reel, Jason	RMUD Dpty Constable 3-32	New Hire	$0.00	$29.62/HR	4/2/2022	Replacement for Leopoldo Franco
25.	Constable Pct. 4	Davila, Fernando	Dpty Const 4-17	Resigned	$24.62/HR	$0.00	3/28/2022	
26.	Constable Pct. 5	Bagley, Wesley	Dpty Const 5-5	New Hire	$0.00	$24.62/HR $18.46/BW	4/2/2022	Replacement for Blake McElhaney
27.	County Auditor	Butler, Rachel	AP Ast-Audit	Promotion	$15.75/HR	$19.38/HR	4/2/2022	Replacement for Crystal Gallo
28.	County Auditor	Gallo, Rosalia	AP Lead-Audit	Promotion	$19.38/HR	$51,418.00/ Annual	3/25/2022	Replacement for Coletta Lanman
29.	County Auditor	Lanman, Coletta	AP Supv-Audit	Promotion	$54,600.00/ Annual	$72,051.00/ Annual	3/25/2022	Replacement for Shelby Rushing
30.	County Clerk	Drake, Alyssa	Clk II- CtClkRecMgmt	Resigned	$20.79/HR	$0.00	4/4/2022	

PAYROLL CHANGE REQUEST FORM

SIGNED ORIGINAL MUST BE RECEIVED IN THE COUNTY BUDGET OFFICE BY 8:00 A.M. ON THE MONDAY ONE WEEK PRIOR TO THE MONDAY OF COMMISSIONERS COURT

COURT PACKET #

SECTION A: TO BE COMPLETED BY THE REQUESTING DEPARTMENT. Fill out all areas in Section A

EMPLOYEE NAME:	Rachel Butler	EMPLOYEE NO:	14764
REQUESTOR (PRINT NAME):	Angela Blocker	EFFECTIVE DATE:	04.02.22
AUTHORIZED SIGNATURE:		TCOLE DATE:	PID#:

	FROM	TO
DEPARTMENT (ORG) # - GHR POSITON #	3400-2380	3400-2433
DEPARTMENT NAME	County Auditor	County Auditor
POSITION		
EMPLOYEE STATUS Full Time: 30 or more hours weekly Part Time: 29 hours or less weekly Temp: Duration of hire not to exceed 1 year Seasonal: Duration of hire is a maximum of 6 months	[x] FULL TIME [ ] PART TIME [x] REGULAR [ ] TEMP [ ] SEASONAL	[x] FULL TIME [ ] PART TIME [x] REGULAR [ ] TEMP [ ] SEASONAL
BASE PAY:	$ 15.75 [x] HOURLY [ ] ANNUAL	$ 19.38 [x] HOURLY [ ] ANNUAL
SALARY SUPPLEMENT:	[ ] HOURLY [ ] ANNUAL	[ ] HOURLY [ ] ANNUAL
TOTAL BASE PAY:	$ 15.75 [ ] HOURLY [ ] ANNUAL	$ 19.38 [ ] HOURLY [ ] ANNUAL
LONGEVITY	[ ] HOURLY [ ] ANNUAL	[ ] HOURLY [ ] ANNUAL
CERTIFICATION	[ ] HOURLY [ ] ANNUAL	[ ] HOURLY [ ] ANNUAL
STIPEND	[ ] HOURLY [ ] ANNUAL	[ ] HOURLY [ ] ANNUAL
TOTAL PAY:	$ 15.75 [ ] HOURLY [ ] ANNUAL	$ 19.38 [ ] HOURLY [ ] ANNUAL
CELL PHONE ALLOWANCE	[ ] BI-WEEKLY	[ ] BI-WEEKLY

MONTGOMERY CO AUDITOR
APR 1 2022 PM3:01

DIRECT SUPERVISOR IN GHR IS: Angela Blocker

[x] REPLACEMENT FOR Crystal Gallo OR [ ] NEW POSITION

REASON FOR CHANGE(S):

- [ ] NEW HIRE
- [ ] RE - HIRE
- [ ] NEWLY ELECTED OFFICIAL
- [x] PROMOTION
- [ ] DEMOTION
- [ ] TRANSFERRED
- [ ] RESIGNED
- [ ] DISCHARGED
- [ ] JOB ABANDONMENT
- [ ] LAID OFF
- [ ] RETIRED
- [ ] DISABILITY RETIREMENT - MEDICAL
- [ ] DECEASED
- [ ] TERM OF OFFICE ENDED
- [ ] STATUS CHANGE
- [ ] JOB RE-CLASSIFICATION
- [ ] MERIT INCREASE
- [ ] PROBATIONARY PERIOD COMPLETED
- [ ] BRIDGE TIME
- [ ] STEP INCREASE
- [ ] UNPAID LEAVE OF ABSENCE
- [ ] RETURN FROM UNPAID LEAVE OF ABSENCE
- [ ] UNPAID FMLA/DISABILITY LEAVE
- [ ] RETURN FROM UNPAID FMLA/DISABILITY LEAVE
- [ ] MILITARY LEAVE
- [ ] OTHER
- [ ] CORRECTION
- [ ] COMMENTS

DEPARTMENT INITIATED IN GHR [x]

SECTION B: TO BE COMPLETED BY THE COUNTY BUDGET OFFICE

CURRENT FY BUDGETED SALARY: SALARY ANNUALIZED: ANNUAL BUDGETED HOURS:

APPROVAL BY COMMISSIONER'S COURT REQUIRED: [ ] YES [ ] NO

SALARY SUPPLEMENT CODE REQUIRED: [ ] YES [ ] NO

REVIEWED BY:

EFFECTIVE DATE IS ON OR AFTER THE REQUIRED COMMISSIONERS COURT DATE: [ ] YES [ ] NO

SECTION C: TO BE COMPLETED BY HUMAN RESOURCES

POSITION COVERED BY CIVIL SERVICE [ ] YES EFFECTIVE _____ [ ] NO

FLSA [ ] EXEMPT [ ] NON-EXEMPT

DATE APPROVED BY COMMISSIONERS COURT: (if needed) _____ [ ] CONSENT [ ] OPEN [ ] A/P

CO JUDGE | COMM PCT #1 | COMM PCT #2 | COMM PCT #3 | COMM PCT #4

DO NOT MODIFY THIS FORM

PAYROLL CHANGE REQUEST FORM

SIGNED ORIGINAL MUST BE RECEIVED IN THE COUNTY BUDGET OFFICE BY 8:00 A.M. ON THE MONDAY ONE WEEK PRIOR TO THE MONDAY OF COMMISSIONERS COURT

COURT PACKET #

SECTION A: TO BE COMPLETED BY THE REQUESTING DEPARTMENT. Fill out all areas in Section A

EMPLOYEE NAME:	Coletta Lanman	EMPLOYEE NO:	14432
REQUESTOR (PRINT NAME):	Angela Blocker	EFFECTIVE DATE:	3.28.22
AUTHORIZED SIGNATURE:		TCOLE DATE:	PID#:

	FROM	TO
DEPARTMENT (ORG) # - GHR POSITON #	3400-4199	3400-2443
DEPARTMENT NAME	County Auditor	County Auditor
POSITION	AP Lead-Audit	AP Supv-Audit
EMPLOYEE STATUS Full Time: 30 or more hours weekly Part Time: 29 hours or less weekly Temp: Duration of hire not to exceed 1 year Seasonal: Duration of hire is a maximum of 6 months	[x] FULL TIME [ ] PART TIME [x] REGULAR [ ] TEMP [ ] SEASONAL	[x] FULL TIME [ ] PART TIME [x] REGULAR [ ] TEMP [ ] SEASONAL
BASE PAY:	$ 54,600.00 [ ] HOURLY [x] ANNUAL	$ 72,051.00 [ ] HOURLY [x] ANNUAL
SALARY SUPPLEMENT:	[ ] HOURLY [ ] ANNUAL	[ ] HOURLY [ ] ANNUAL
TOTAL BASE PAY:	**$ 54,600.00** [ ] HOURLY [ ] ANNUAL	**$ 72,051.00** [ ] HOURLY [ ] ANNUAL
LONGEVITY	[ ] HOURLY [ ] ANNUAL	[ ] HOURLY [ ] ANNUAL
CERTIFICATION	[ ] HOURLY [ ] ANNUAL	[ ] HOURLY [ ] ANNUAL
STIPEND	[ ] HOURLY [ ] ANNUAL	[ ] HOURLY [ ] ANNUAL
TOTAL PAY:	**$ 54,600.00** [ ] HOURLY [ ] ANNUAL	**$ 72,051.00** [ ] HOURLY [ ] ANNUAL
CELL PHONE ALLOWANCE	[ ] BI-WEEKLY	[ ] BI-WEEKLY

MONTGOMERY CO AUDITOR
MAR 25 2022 PM2:38

DIRECT SUPERVISOR IN GHR IS: Angela Blocker

[X] REPLACEMENT FOR Shelby Rushing OR [ ] NEW POSITION

REASON FOR CHANGE(S):

- [ ] NEW HIRE
- [ ] RE - HIRE
- [ ] NEWLY ELECTED OFFICIAL
- [X] PROMOTION
- [ ] DEMOTION
- [ ] TRANSFERRED
- [ ] RESIGNED
- [ ] DISCHARGED
- [ ] JOB ABANDONMENT
- [ ] LAID OFF
- [ ] RETIRED
- [ ] DISABILITY RETIREMENT - MEDICAL
- [ ] DECEASED
- [ ] TERM OF OFFICE ENDED
- [ ] STATUS CHANGE
- [ ] JOB RE-CLASSIFICATION
- [ ] MERIT INCREASE
- [ ] PROBATIONARY PERIOD COMPLETED
- [ ] BRIDGE TIME
- [ ] STEP INCREASE
- [ ] UNPAID LEAVE OF ABSENCE
- [ ] RETURN FROM UNPAID LEAVE OF ABSENCE
- [ ] UNPAID FMLA/DISABILITY LEAVE
- [ ] RETURN FROM UNPAID FMLA/DISABILITY LEAVE
- [ ] MILITARY LEAVE
- [ ] OTHER
- [ ] CORRECTION
- [ ] COMMENTS

DEPARTMENT INITIATED IN GHR [X]

SECTION B: TO BE COMPLETED BY THE COUNTY BUDGET OFFICE

CURRENT FY BUDGETED SALARY: SALARY ANNUALIZED: ANNUAL BUDGETED HOURS:

APPROVAL BY COMMISSIONER'S COURT REQUIRED: [ ] YES [ ] NO

SALARY SUPPLEMENT CODE REQUIRED: [ ] YES [ ] NO

REVIEWED BY:

EFFECTIVE DATE IS ON OR AFTER THE REQUIRED COMMISSIONERS COURT DATE: [ ] YES [ ] NO

SECTION C: TO BE COMPLETED BY HUMAN RESOURCES

POSITION COVERED BY CIVIL SERVICE [ ] YES EFFECTIVE _____ [ ] NO

FLSA [ ] EXEMPT [ ] NON-EXEMPT

DATE APPROVED BY COMMISSIONERS COURT: (if needed) _____ [ ] CONSENT [ ] OPEN [ ] A/P

CO JUDGE	COMM PCT #1	COMM PCT #2	COMM PCT #3	COMM PCT #4

DO NOT MODIFY THIS FORM

PAYROLL CHANGE REQUEST FORM

SIGNED ORIGINAL MUST BE RECEIVED IN THE COUNTY BUDGET OFFICE BY 8:00 A.M. ON THE MONDAY ONE WEEK PRIOR TO THE MONDAY OF COMMISSIONERS COURT

COURT PACKET #

SECTION A: TO BE COMPLETED BY THE REQUESTING DEPARTMENT. Fill out all areas in Section A

EMPLOYEE NAME:	Rosalia Crystal Gallo	EMPLOYEE NO:	15183
REQUESTOR (PRINT NAME):	Angela Blocker	EFFECTIVE DATE:	3.28.22
AUTHORIZED SIGNATURE:		TCOLE DATE:	PID#:

	FROM	TO
DEPARTMENT (ORG) # - GHR POSITON #	3400-2433	3400-4199
DEPARTMENT NAME	County Auditor	County Auditor
POSITION	AP Ast-Audit	AP Lead-Audit
EMPLOYEE STATUS Full Time: 30 or more hours weekly Part Time: 29 hours or less weekly Temp: Duration of hire not to exceed 1 year Seasonal: Duration of hire is a maximum of 6 months	[x] FULL TIME [ ] PART TIME [x] REGULAR [ ] TEMP [ ] SEASONAL	[x] FULL TIME [ ] PART TIME [x] REGULAR [ ] TEMP [ ] SEASONAL
BASE PAY:	$ 19.38 [x] HOURLY [ ] ANNUAL	$ 51,418.00 [ ] HOURLY [x] ANNUAL
SALARY SUPPLEMENT:	[ ] HOURLY [ ] ANNUAL	[ ] HOURLY [ ] ANNUAL
TOTAL BASE PAY:	$ 19.38 [ ] HOURLY [ ] ANNUAL	$ 51,418.00 [ ] HOURLY [ ] ANNUAL
LONGEVITY	[ ] HOURLY [ ] ANNUAL	[ ] HOURLY [ ] ANNUAL
CERTIFICATION	[ ] HOURLY [ ] ANNUAL	[ ] HOURLY [ ] ANNUAL
STIPEND	[ ] HOURLY [ ] ANNUAL	[ ] HOURLY [ ] ANNUAL
TOTAL PAY:	$ 19.38 [ ] HOURLY [ ] ANNUAL	$ 51,418.00 [ ] HOURLY [ ] ANNUAL
CELL PHONE ALLOWANCE	[ ] BI-WEEKLY	[ ] BI-WEEKLY

MONTGOMERY CO AUDITOR
MAR 25 2022 PM2:45

DIRECT SUPERVISOR IN GHR IS: Angela Blocker

[X] REPLACEMENT FOR Coletta Lanman OR [ ] NEW POSITION

REASON FOR CHANGE(S):

- [ ] NEW HIRE
- [ ] RE - HIRE
- [ ] NEWLY ELECTED OFFICIAL
- [X] PROMOTION
- [ ] DEMOTION
- [ ] TRANSFERRED
- [ ] RESIGNED
- [ ] DISCHARGED
- [ ] JOB ABANDONMENT
- [ ] LAID OFF
- [ ] RETIRED
- [ ] DISABILITY RETIREMENT - MEDICAL
- [ ] DECEASED
- [ ] TERM OF OFFICE ENDED
- [ ] STATUS CHANGE
- [ ] JOB RE-CLASSIFICATION
- [ ] MERIT INCREASE
- [ ] PROBATIONARY PERIOD COMPLETED
- [ ] BRIDGE TIME
- [ ] STEP INCREASE
- [ ] UNPAID LEAVE OF ABSENCE
- [ ] RETURN FROM UNPAID LEAVE OF ABSENCE
- [ ] UNPAID FMLA/DISABILITY LEAVE
- [ ] RETURN FROM UNPAID FMLA/DISABILITY LEAVE
- [ ] MILITARY LEAVE
- [ ] OTHER
- [ ] CORRECTION
- [ ] COMMENTS

DEPARTMENT INITIATED IN GHR [X]

SECTION B: TO BE COMPLETED BY THE COUNTY BUDGET OFFICE

CURRENT FY BUDGETED SALARY: SALARY ANNUALIZED: ANNUAL BUDGETED HOURS:

APPROVAL BY COMMISSIONER'S COURT REQUIRED: [ ] YES [ ] NO

SALARY SUPPLEMENT CODE REQUIRED: [ ] YES [ ] NO

REVIEWED BY:

EFFECTIVE DATE IS ON OR AFTER THE REQUIRED COMMISSIONERS COURT DATE: [ ] YES [ ] NO

SECTION C: TO BE COMPLETED BY HUMAN RESOURCES

POSITION COVERED BY CIVIL SERVICE [ ] YES EFFECTIVE _____ [ ] NO

FLSA [ ] EXEMPT [ ] NON-EXEMPT

DATE APPROVED BY COMMISSIONERS COURT: (if needed) _____ [ ] CONSENT [ ] OPEN [ ] A/P

CO JUDGE | COMM PCT #1 | COMM PCT #2 | COMM PCT #3 | COMM PCT #4

DO NOT MODIFY THIS FORM

MONTGOMERY COUNTY COMMISSIONER'S COURT APRIL 26, 2022 MEETING

PERSONNEL AND PAYROLL CHANGES - CONSENT AGENDA

	Department	Employee Name	Job Class	Reason	Current Rate	New Rate	Effective date:	Comments
11.	County Attorney	Emmons, Anna	Atty III-CA-1	Resigned	$104,547.00/ Annual	$0.00	4/29/2022	
12.	County Attorney	Wheeler, Jana	Atty I-CA	New Hire	$0.00	$72,021.00/ Annual	4/18/2022	Replacement for Stephanie Razo
13.	County Auditor	Lowery, Raina	Acct Ast Audit	New Hire	$0.00	$18.05/HR	4/19/2022	
14.	County Clerk	Pinheiro, Brittany	Clk III-CtClk	Promotion	$17.56/HR	$20.50/HR	4/18/2022	Replacement for Tina Durrenberger
15.	County Court At Law #1	Inglet, Peggy	Ct Coord II-CCL 1	Retired	$74,159.00/ Annual	$0.00	5/31/2022	
16.	District Attorney	Greer, Timothy	DA Ct Clerk IV	Resigned	$20.76/HR	$0.00	4/25/2022	
17.	District Attorney	Scott, Moniqua	DA Attorney I-B	New Hire	$0.00	$78,416.00/ Annual	4/25/2022	Replacement for Christopher Cole
18.	District Clerk	Gallagher, Rachel	CtClk IV-DClk	Promotion	$17.69/HR	$21.00/HR	5/2/2022	Replacement for Jonathan Chicas
19.	District Clerk	LaCaze, Bailey	CtClk III-DClk	New Hire	$0.00	$16.90/HR	5/2/2022	Replacement for Rachel Gallagher
20.	Elections	Hickey, Lois	Voter Clk-Elec	Other	$10.76/HR	$15.18/HR	4/18/2022	Change in responsibilities

AYROLL CHANGE REQUEST FORM

SIGNED ORIGINAL MUST BE RECEIVED IN THE COUNTY BUDGET OFFICE BY 8:00 A.M. ON THE MONDAY ONE WEEK PRIOR TO THE MONDAY OF COMMISSIONERS COURT

COURT PACKET #

SECTION A: TO BE COMPLETED BY THE REQUESTING DEPARTMENT. Fill out all areas in Section A

EMPLOYEE NAME:	Raina Lowery	EMPLOYEE NO:	
REQUESTOR (PRINT NAME):	Angela Blocker	EFFECTIVE DATE:	~~04.16.22~~ 4.19.22
AUTHORIZED SIGNATURE:		TCOLE DATE:	PID#:

	FROM	TO
DEPARTMENT (ORG) # - GHR POSITON #		3400-2384
DEPARTMENT NAME		County Auditor
POSITION		Acct Ast Audit
EMPLOYEE STATUS Full Time: 30 or more hours weekly Part Time: 29 hours or less weekly Temp: Duration of hire not to exceed 1 year Seasonal: Duration of hire is a maximum of 6 months	☐ FULL TIME ☐ PART TIME ☐ REGULAR ☐ TEMP ☐ SEASONAL	☒ FULL TIME ☐ PART TIME ☒ REGULAR ☐ TEMP ☐ SEASONAL
BASE PAY:	☐ HOURLY ☐ ANNUAL	$ 18.05 ☒ HOURLY ☐ ANNUAL
SALARY SUPPLEMENT:	☐ HOURLY ☐ ANNUAL	☐ HOURLY ☐ ANNUAL
TOTAL BASE PAY:	$ - ☐ HOURLY ☐ ANNUAL	$ 18.05 ☒ HOURLY ☐ ANNUAL
LONGEVITY	☐ HOURLY ☐ ANNUAL	☐ HOURLY ☐ ANNUAL
CERTIFICATION	☐ HOURLY ☐ ANNUAL	☐ HOURLY ☐ ANNUAL
STIPEND	☐ HOURLY ☐ ANNUAL	☐ HOURLY ☐ ANNUAL
TOTAL PAY:	$ - ☐ HOURLY ☐ ANNUAL	$ 18.05 ☒ HOURLY ☐ ANNUAL
CELL PHONE ALLOWANCE	☐ BI-WEEKLY	☐ BI-WEEKLY

MONTGOMERY CO AUDITOR
APR 11 2022 PM 1:35

DIRECT SUPERVISOR IN GHR IS: Angela Blocker

☐ REPLACEMENT FOR _____ OR ☒ NEW POSITION

REASON FOR CHANGE(S):

- ☒ NEW HIRE
- ☐ RE - HIRE
- ☐ NEWLY ELECTED OFFICIAL
- ☐ PROMOTION
- ☐ DEMOTION
- ☐ TRANSFERRED
- ☐ RESIGNED
- ☐ DISCHARGED
- ☐ JOB ABANDONMENT
- ☐ LAID OFF
- ☐ RETIRED
- ☐ DISABILITY RETIREMENT - MEDICAL
- ☐ DECEASED
- ☐ TERM OF OFFICE ENDED
- ☐ STATUS CHANGE
- ☐ JOB RE-CLASSIFICATION
- ☐ MERIT INCREASE
- ☐ PROBATIONARY PERIOD COMPLETED
- ☐ BRIDGE TIME
- ☐ STEP INCREASE
- ☐ UNPAID LEAVE OF ABSENCE
- ☐ RETURN FROM UNPAID LEAVE OF ABSENCE
- ☐ UNPAID FMLA/DISABILITY LEAVE
- ☐ RETURN FROM UNPAID FMLA/DISABILITY LEAVE
- ☐ MILITARY LEAVE
- ☐ OTHER
- ☐ CORRECTION
- ☐ COMMENTS

DEPARTMENT INITIATED IN GHR ☐

SECTION B: TO BE COMPLETED BY THE COUNTY BUDGET OFFICE

CURRENT FY BUDGETED SALARY: SALARY ANNUALIZED: ANNUAL BUDGETED HOURS:

APPROVAL BY COMMISSIONER'S COURT REQUIRED: ☐ YES ☐ NO

SALARY SUPPLEMENT CODE REQUIRED: ☐ YES ☐ NO

REVIEWED BY:

EFFECTIVE DATE IS ON OR AFTER THE REQUIRED COMMISSIONERS COURT DATE: ☐ YES ☐ NO

SECTION C: TO BE COMPLETED BY HUMAN RESOURCES

POSITION COVERED BY CIVIL SERVICE ☐ YES EFFECTIVE _____ ☐ NO

FLSA ☐ EXEMPT ☐ NON-EXEMPT

DATE APPROVED BY COMMISSIONERS COURT: (if needed) _____ ☐ CONSENT ☐ OPEN ☐ A/P

CO JUDGE | COMM PCT #1 | COMM PCT #2 | COMM PCT #3 | COMM PCT #4

DO NOT MODIFY THIS FORM

Steering Committee Executive summary

Key status points

Phase 1/Phase 2:

Issue review meetings are bi-weekly.

Infor was on site for the week of 3/28 and 4/4 to assist with payroll team on processing payroll. Bethany Holland (Infor) reviewed the processing payroll checklists that the team was using and made some recommendations to help facilitate payroll more efficiently.

Incident 16279814 has been opened with Infor Support regarding transmission of ACA files to the IRS. Support team worked with Richard and yesterday the files were now in a status of processing and not error. Support will wait for update from MCTX.

Phase 3

Talent Questionnaire was held with the MCTX HR team (Dodi, Tammi and Mandy) and Infor (Laura Lisa, Darren and Michele). The build of the Talent acquisition will be held on 4/20 joining with the MCTX HR team and Infor consultants. Training for Goal and Performance and Succession Management is still waiting for an instructor.

Phase 4

Weekly calls are being held for LMS with Patrick Matyja (CSM for LMS) from Infor with MCTX team. Bobby has sent the request for additional 2,000 users for LMS.

Key status points

Key risks: Risks will be reviewed again at the start of Phase 3.

- Key asks/assistance required: Assistance from Infor to assist Phyllis Martin and her team on payroll.

MONTGOMERY COUNTY, TEXAS

Monthly Unaudited Financial Report

For the 6 Months Ended
March 31, 2022

This page left blank intentionally.

MONTGOMERY COUNTY, TEXAS

MONTHLY UNAUDITED FINANCIAL REPORT

Prepared by

THE MONTGOMERY COUNTY AUDITOR'S OFFICE
Rakesh Pandey, CPA
County Auditor

Information is presented based on ledger balances and entries posted through April 12, 2022 for the month ended March 31, 2022. This is unaudited information.

This page left blank intentionally.

MONTGOMERY COUNTY, TEXAS
Unaudited Monthly Financial Report
As of March 31, 2022

TABLE OF CONTENTS

	Page
County Auditor's Letter of Transmittal	i
FINANCIAL STATEMENTS	
Consolidated Balance Sheet, Governmental Funds and Montgomery County Toll Road Authority Enterprise Fund	2
Changes in Fund Balance, Governmental Funds and Montgomery County Toll Road Authority Enterprise Fund	3
Statement of Net Position - Internal Service Funds	4
Statement of Changes in Net Position - Internal Service Funds	5
BUDGET STATUS	
Schedule of Expenditures - All Departments - Budget and Year-to-Date Actual	8-11
SCHEDULES	
Schedule of Revenues and Expenses - Montgomery County Toll Road Authority	13
Transfers In and Out - By Fund	14
Schedule of Bond Indebtedness	15
Schedule of Bond Indebtedness - Montgomery County Toll Road Authority	16
Reconciliation of Cash and Investment Balances	17

Montgomery County, Texas
Office of the County Auditor
501 North Thompson, Suite 205, Conroe, Texas 77301
P. O. Box 539, Conroe, Texas 77305

Rakesh Pandey, CPA
County Auditor

Angela H. Blocker
1st Assistant County Auditor

April 26, 2022

The Commissioners' Court
Montgomery County, Texas

Honorable Commissioners:

The unaudited and unadjusted Monthly Financial Report of Montgomery County, Texas and the Montgomery County Toll Road Authority is submitted herewith for the period from March 1, 2022 through March 31, 2022. This report was prepared by the County Auditor in compliance with Chapter 114 Section 023 of the Local Government Code.

The Monthly Financial Report is presented in three sections: **Financial Statements**, **Budget Status**, and **Schedules**. Included in the Financial Statements are a Consolidated Balance Sheet and a Statement of Changes in Fund Balance. These statements report on all funds of the County. The Budget Status section is comprised of a Schedule of Expenditures for all departments showing the adjusted budget, the current month's actual activity, the activity for the year to date, current encumbrances and the remainder in the budget. The Schedules section includes a Schedule of Bonded Debt and a Schedule of Transfers to and from each fund.

This report is designed to provide a general overview of Montgomery County's finances for all those with an interest in the County's finances at a specific point during the fiscal year. However, the reader should note that the report does not include those disclosures associated with, and usually made a part of, audited financial statements. Questions concerning any of the information provided in this report or requests for additional financial information should be addressed to the Montgomery County Auditor, P.O. Box 539, Conroe, Texas 77305-0539.

Respectfully submitted,

Rakesh Pandey
Montgomery County Auditor

RP/ah

Tele: (936) 539-7820•••Fax (936) 788-8390•••Email: Rakesh.Pandey@mctx.org

This page left blank intentionally.

FINANCIAL STATEMENTS

(unaudited)

MONTGOMERY COUNTY, TEXAS
Consolidated Balance Sheet
Governmental Funds and Montgomery County Toll Road Authority Enterprise Fund
For the 6 Months Ended March 31, 2022

	Total Governmental Funds	Montgomery County Toll Road Authority	Total
Assets:			
Cash	$ 367,314,751	$ 743,676	$ 368,058,427
Investments, at Fair Value	119,420,123	27,520,760	146,940,883
Receivables:			
Taxes (net)	10,319,712	-	10,319,712
Accounts (net)	68,742,072	-	68,742,072
Due From Other Funds	842,766,393	447,468,247	1,290,234,640
Due From Other Entities	400,697	4,042,357	4,443,054
Due From Other Governments	2,765	-	2,765
Prepaid Items	862,252	-	862,252
Capital Assets, net of accumulated depreciation	1,733	71,422,580	71,424,313
Total Assets	1,409,830,498	551,197,620	1,961,028,118
LIABILITIES AND FUND BALANCES:			
Current Liabilities:			
Accounts Payable	27,634	-	27,634
Other Payables	13,752,698	182,666	13,935,364
Due to Other Funds	852,301,239	447,468,500	1,299,769,739
Due to Other Entities	194,877	4,248,177	4,443,054
Unearned Revenue	74,625,861	-	74,625,861
Revenue Bonds Payable	-	87,680,000	87,680,000
Unamortized Premium on Bonds	-	6,973,668	6,973,668
Total liabilities	940,902,309	546,553,011	1,487,455,320
Fund Balances:			
Net investment in capital assets	-	71,422,580	71,422,580
Reserved	218,628,956	-	218,628,956
Unreserved	250,299,233	(66,777,971)	183,521,262
Total Fund Balances	468,928,189	4,644,609	473,572,798
TOTAL LIABILITIES AND FUND BALANCES	$ 1,409,830,498	$ 551,197,620	$ 1,961,028,118

MONTGOMERY COUNTY, TEXAS
Statement of Changes in Fund Balance
Governmental Funds and Montgomery County Toll Road Authority Enterprise Fund
For the 6 Months Ended March 31, 2022

	General Fund	Special Revenue Funds	Debt Service Funds	Capital Project Funds	Montgomery County Toll Road Authority	Total All Funds
Fund Balance, 3/1/2022	$ 262,841,881	$ 102,225,126	$ 21,078,399	$ 105,996,754	$ 5,916,474	$ 498,058,634
Revenues/Other Financing Sources	$ 9,580,274	$ 3,544,037	$ 210	$ 754	$ 1,084,737	$ 14,210,012
Expenditures/Other Financing Uses	$ (22,122,922)	$ (8,302,204)	$ (806)	$ (5,913,314)	$ (2,356,602)	$ (38,695,848)
Fund Balance, 3/31/2022	$ 250,299,233	$ 97,466,959	$ 21,077,803	$ 100,084,194	$ 4,644,609	$ 473,572,798

MONTGOMERY COUNTY, TEXAS
Statement of Net Position
Internal Service Funds
For the 6 Months Ended March 31, 2022

		Total Internal Service Funds
Assets:		
Cash	$	7,689,665
Other Receivables		
Accounts (net)		258,871
Due From Other Funds		32,384,561
Prepaid Items		7,367,946
Capital Assets (net of accumulated depreciation):		
Buildings		718,637
Equipment		50,018
Total assets		48,469,698
Liabilities:		
Current Liabilities:		
Other Payables		15,431,983
Due to Other Funds		22,642,484
Total liabilities		38,074,467
Net Position:		
Invested in capital assets		768,655
Unreserved		9,626,576
Total Net Position	$	10,395,231

MONTGOMERY COUNTY, TEXAS
Statement of Changes in Net Position
Internal Service Funds
For the 6 Months Ended March 31, 2022

		Total Internal Service Funds
Current Operating Revenues:		
Fees	$	1,908,697
Total Operating Revenues		1,908,697
Current Operating Expenses:		
Services		207,169
Total Operating Expenses		207,169
Change in net position		1,701,528
Total Net Position - March 1, 2022		8,693,703
Total Net Position - March 31, 2022	$	10,395,231

This page left blank intentionally.

BUDGET STATUS

(unaudited)

MONTGOMERY COUNTY, TEXAS
Schedule of Expenditures - All Departments
Budget and Year-to-Date Actual for the 6 Months Ended March 31, 2022

	Adjusted Budget	Current Month Actual	Year-to-Date Actual	Encumbrances	Unexpended Budget
100 GENERAL FUND					
10 General Government					
2000 County Judge	565,788	55,286	270,357	26,363	269,068
2100 Human Resources	679,720	45,622	299,293	-	380,427
2101 Civil Service	4,500	-	-	-	4,500
2200 Risk Management	1,000,183	63,440	401,463	770	597,950
2300 County Clerk	2,821,672	192,052	1,233,203	460	1,588,009
250* Elections Administrator	9,794,120	310,779	1,282,209	8,133,005	378,906
2600 Information Technology	10,774,154	801,800	5,685,524	410,395	4,678,235
3000 Building Custodial Services	3,568,798	299,498	1,597,752	35,419	1,935,627
3100 Building Maintenance	7,518,477	838,116	4,062,670	167,076	3,288,731
3200 Other	-	-	5,000	-	(5,000)
3210 Non-Departmental	25,078,950	660,732	11,209,471	270	13,869,209
3211 Contingency	50,195	-	-	-	50,195
4001 Permits	558,455	50,990	278,222	315	279,918
Total General Governmen	62,415,012	3,318,315	26,325,164	8,774,073	27,315,775
20 Financial Administration					
2302 Court Collections	520,070	28,629	174,685	97	345,288
3210 Non-Departmental	4,194,929	2,250,241	2,706,809	3,500	1,484,620
3300 Purchasing Agent	1,117,903	83,063	499,068	696	618,139
3400 County Auditor	2,522,166	195,481	1,118,556	2,458	1,401,152
3500 Budget Office	451,881	34,408	187,786	482	263,613
3600 County Treasurer	849,419	61,532	379,393	1,997	468,029
370* Tax Assessor/Collector	5,443,444	376,748	2,320,101	8,089	3,115,254
Total Financial Administration	15,099,812	3,030,102	7,386,398	17,319	7,696,095
30 Health and Human Services					
2400 Veterans Service	352,660	27,065	164,696	24	187,940
3210 Non-Departmental	-	9,725	29,550	-	(29,550)
3200 Other	1,603,398	15,000	855,655	-	747,743
3250 Child Welfare	68,450	4,316	15,511	12,505	40,434
4000 Environmental Health	2,159,187	162,490	990,342	4,420	1,164,425
4100 Animal Services	5,342,914	435,480	2,426,905	155,170	2,760,839
4200 Forensic Services	2,291,093	180,259	1,067,713	4,983	1,218,397
4300 MCCD County	164,836	12,222	75,094	-	89,742
4600 Extension Agents	804,776	52,647	335,019	353	469,404
Total Health and Human Services	12,787,314	899,204	5,960,485	177,455	6,649,374
40 Culture and Recreation					
3200 Other	-	-	5,000	-	(5,000)
3240 Historical Commission	30,000	-	5,190	-	24,810
3242 Heritage Museum	15,000	-	7,500	7,500	-
4400 Convention Center	1,017,867	73,426	451,703	13,463	552,701
4401 Fairgrounds/EXPO Center	-	-	-	-	-
4500 Memorial Library	10,510,293	706,683	4,436,817	95,407	5,978,069
Total Culture and Recreation	11,573,160	780,109	4,906,210	116,370	6,550,580

MONTGOMERY COUNTY, TEXAS
Schedule of Expenditures - All Departments
Budget and Year-to-Date Actual for the 6 Months Ended March 31, 2022

	Adjusted Budget	Current Month Actual	Year-to-Date Actual	Encumbrances	Unexpended Budget
50 Law Enforcement & Corrections					
3200 Other	60,469	-	-	-	60,469
3210 Non-Departmental	-	-	7,681	-	(7,681)
3230 Department of Public Safety	285,766	21,513	132,030	-	153,736
5200 Office of Homeland Security	928,839	76,163	473,206	132,744	322,889
530* Fire Marshal	2,137,462	177,438	1,041,385	19,344	1,076,733
51* District Attorney	13,053,087	997,772	6,359,595	64,068	6,629,424
540* Juvenile Probation	6,144,583	435,448	2,867,847	5,697	3,271,039
550* Adult Probation	4,373,716	303,432	1,911,530	8,692	2,453,494
56* Commissions	365,542	12,466	80,688	14,270	270,584
6* Sheriff	70,735,273	5,055,949	30,760,366	818,369	39,156,538
6601 Jail	27,113,906	2,092,773	13,224,417	38,232	13,851,257
7100 Constable Precinct 1	5,542,615	488,976	2,759,235	42,188	2,741,192
7200 Constable Precinct 2	2,488,282	238,748	1,367,027	68,208	1,053,047
7300 Constable Precinct 3	6,999,979	578,816	3,279,338	42,684	3,677,957
7400 Constable Precinct 4	4,951,106	443,627	2,477,944	32,655	2,440,507
7500 Constable Precinct 5	4,920,607	389,034	2,358,696	31,188	2,530,723
Total Law Enforcement & Corrections	150,101,232	11,312,155	69,100,985	1,318,339	79,681,908
60 Legal and Judicial					
2700 District Clerk	3,985,701	289,040	1,756,609	484	2,228,608
280* County Attorney	3,808,992	288,594	1,865,208	7,253	1,936,531
3210 Non-Departmental	(71,965)	-	45	-	(72,010)
3220 Alternate Dispute Resolution	150,000	-	46,572	-	103,428
8100 Court Operations	962,750	46,893	356,577	32,214	573,959
8101 Indigent Defense - Criminal	7,228,000	747,979	2,811,321	1,586,085	2,830,594
8102 Indigent Defense - Civil	1,118,398	125,993	494,901	-	623,497
8103 Office of Court Administration	1,304,085	101,570	619,005	726	684,354
8210 County Court at Law 1	570,239	42,833	260,479	-	309,760
8220 County Court at Law 2	957,793	74,245	442,926	318	514,549
8230 County Court at Law 3	843,116	66,004	404,120	230	438,766
8240 County Court at Law 4	580,469	44,101	263,911	115	316,443
8250 County Court at Law 5	565,059	42,621	257,262	492	307,305
8310 9th District Court	363,902	28,521	176,344	246	187,312
8320 221st District Court	379,790	25,748	175,227	76	204,487
8330 284th District Court	682,402	52,200	321,492	1,581	359,329
8340 359th District Court	456,913	37,654	210,435	243	246,235
8350 410th District Court	688,616	52,335	322,666	135	365,815
8360 418th District Court	711,227	54,166	329,218	13	381,996
8370 435th District Court	384,527	24,262	177,363	84	207,080
8380 457th District Court	592,438	46,166	275,837	323	316,278
8401 Drug Court	720,310	35,148	218,678	1,463	500,169
8402 DWI Drug Court	347,788	20,374	115,390	2,942	229,456

MONTGOMERY COUNTY, TEXAS
Schedule of Expenditures - All Departments
Budget and Year-to-Date Actual for the 6 Months Ended March 31, 2022

	Adjusted Budget	Current Month Actual	Year-to-Date Actual	Encumbrances	Unexpended Budget
60 Legal and Judicial, (cont'd.)					
8403 Mental Health Court Service	382,072	30,987	172,546	-	209,526
8510 Justice of the Peace Precinct 1	1,024,051	96,659	457,095	201	566,755
8520 Justice of the Peace Precinct 2	610,735	43,478	254,260	37	356,438
8530 Justice of the Peace Precinct 3	1,338,921	102,094	624,464	15	714,442
8540 Justice of the Peace Precinct 4	1,116,372	89,027	506,439	36	609,897
8550 Justice of the Peace Precinct 5	627,323	44,895	288,605	1,530	337,188
Total Legal and Judicial	**32,430,024**	**2,653,587**	**14,204,995**	**1,636,842**	**16,588,187**
70 Transportation					
5000 Airport	1,055,163	60,973	495,591	5,253	554,319
Total Transportation	**1,055,163**	**60,973**	**495,591**	**5,253**	**554,319**
80 Capital Projects					
2600 Information Technology	649,891	68,476	226,337	423,554	-
Total Transportation	**649,891**	**68,476**	**226,337**	**423,554**	**-**
TOTAL GENERAL FUND	**286,111,608**	**22,122,921**	**128,606,165**	**12,469,205**	**145,036,238**
SPECIAL REVENUE FUNDS					
200 Road and Bridge Fund	42,197,640	2,809,351	15,900,525	5,660,679	20,636,436
201 Worthless Checks Fund	-	-	327	-	(327)
202 Forfeitures Fund	1,238,201	5,751	302,913	4,306	930,982
203 Sheriff Commissary Fund	1,920,931	248,870	1,035,085	401,425	484,421
204 Law Library Fund	366,544	38,012	153,239	2,717	210,588
205 Pre-Trial Diversion Fund	55,160	-	11,630	-	43,530
206 Records Management and Preservation	652,526	38,155	476,593	391,768	(215,835)
207 Records Management County Fund	77,402	-	311,990	-	(234,588)
208 Records Management District Clerk Fund	104,740	854	1,194	-	103,546
209 District Clerk Records Preservation Fund	60,000	-	-	59	59,941
211 Court Technology County and District Fund	32,500	3,751	15,423	114	16,963
212 Court Guardianship Fund	70,000	19,595	69,879	-	121
213 Court Reporter Service Fund	230,132	4,720	23,693	279	206,160
214 Courthouse Security Fund	275,000	45,275	378,074	-	(103,074)
215 Justice Court Building Security Fund	106,030	7,968	39,896	-	66,134
216 Justice Court Technology Fund	194,948	4,161	52,946	177,556	(35,554)
217 Juvenile Case Manager Fund	366,314	25,258	153,149	-	213,165
218 Vital Records Preservation Fund	17,100	-	2,400	-	14,700
219 Contract Elections Fund	-	55,521	410,892	108,737	(519,629)
220 Grants Fund *	351,558,280	4,994,963	24,468,412	5,042,031	322,047,837
221 HAVA Grant Fund	-	-	28,244	-	(28,244)
222 Joe Corley Pass Through Fund	24,000,000	-	9,042,248	-	14,957,752
TOTAL SPECIAL REVENUE FUNDS	423,523,448	8,302,205	52,878,752	11,789,671	358,855,025

* Grants Fund Adjusted Budget is Life-to-Date

MONTGOMERY COUNTY, TEXAS
Schedule of Expenditures - All Departments
Budget and Year-to-Date Actual for the 6 Months Ended March 31, 2022

	Adjusted Budget	Current Month Actual	Year-to-Date Actual	Encumbrances	Unexpended Budget
DEBT SERVICE FUND					
Debt Service Fund	43,271,047	806	42,561,289	-	709,758
TOTAL DEBT SERVICE FUND	43,271,047	806	42,561,289	-	709,758
INTERNAL SERVICE FUNDS					
500 Self-Insurance Medical	-	173,840	16,261,254	1,287,737	(17,548,991)
501 Self-Insurance Workers Compensation	-	-	744,111	138,060	(882,171)
502 Self-Insurance Accident and Liability	-	33,329	861,949	1,046,764	(1,908,713)
TOTAL INTERNAL SERVICE FUNDS	**-**	**207,169**	**17,867,314**	**2,472,561**	**(20,339,875)**
ENTERPRISE FUNDS					
Montgomery County Toll Road Authority	6,513,120	2,356,602	3,275,450	244,571	2,993,099
TOTAL ENTERPRISE FUNDS	6,513,120	2,356,602	3,275,450	244,571	2,993,099
TOTAL ALL FUNDS	**759,469,223**	**32,989,703**	**245,188,970**	**26,976,008**	**487,304,245**

This page left blank intentionally.

SCHEDULES

(unaudited)

MONTGOMERY COUNTY, TEXAS
Schedule of Revenues and Expenses - Montgomery County Toll Road Authority
Budget and Year-to-Date Actual for the 6 Months Ended March 31, 2022

	Adjusted Budget	Current Month Actual	Year-to-Date Actual	Encumbrances	Unexpended Budget
Revenue:					
1101 249 Operations	-	148	885	-	(885)
1300 Debt Service	-	65	381	-	(381)
5702 249 Operations	11,873,000	1,083,398	5,930,887	-	5,942,113
5703 242 Operations	-	1,126	6,503	-	(6,503)
Total Revenue	11,873,000	1,084,737	5,938,656	-	5,934,344
Expenses:					
1100 MCTRA General		-	-	-	-
1101 249 Operations		-	-	-	-
5702 249 Operations	2,091,161	147,380	1,008,183	81,754	1,001,224
5701 249 Construction		16,393	71,300	162,817	(234,117)
5703 242 Operations	37,959	829	3,967	-	33,992
5705 Debt Service	4,384,000	2,192,000	2,192,000	-	2,192,000
Total Expenses	6,513,120	2,356,602	3,275,450	244,571	2,993,099

MONTGOMERY COUNTY, TEXAS
Schedule of Transfers In and Out by Fund
For the 6 Months Ended March 31, 2022

	Transfers In	Transfers Out
TOTAL FINANCING USES	$ -	$ -

MONTGOMERY COUNTY, TEXAS
Schedule of Bond Indebtedness
As of March 31, 2022

	Interest Rate (%)	Issue Date	Maturity Date	Balances Outstanding
GENERAL OBLIGATION BONDS:				
Refunding Bonds, Series 2014A	5.00	2014	2025	46,520,000
Refunding Bonds, Series 2016	4.25-5.25	2016	2032	58,925,000
Road Bonds, Series 2016	4.25-5.25	2016	2041	50,065,000
Refunding Bonds, Series 2016A	3.00-5.00	2016	2030	32,680,000
Road Bonds, Series 2016A	4.00-5.00	2016	2042	67,540,000
Road Bonds, Series 2018	4.00-5.00	2018	2043	41,100,000
Road Bonds, Series 2018B	3.50-5.00	2018	2040	87,300,000
Refunding Bonds, Series 2018	4.00	2018	2030	26,965,000
Refunding Bonds, Series 2020	4.00-5.00	2021	2032	21,460,000
Refunding Bonds, Series 2021	4.00-5.00	2022	2032	8,430,000
TOTAL GENERAL OBLIGATION BONDS PAYABLE				440,985,000
CERTIFICATES OF OBLIGATION:				
Series 2010B	3.00-5.40	2010	2039	23,395,000
Series 2012A	2.00-5.00	2012	2023	-
TOTAL CERTIFICATES OF OBLIGATION				23,395,000
TOTAL BONDED DEBT				**$ 464,380,000**

MONTGOMERY COUNTY TOLL ROAD AUTHORITY
Schedule of Bond Indebtedness
As of March 31, 2022

	Interest Rate (%)	Issue Date	Maturity Date	Balances Outstanding
REVENUE BONDS:				
Senior Lien Toll Revenue Bonds, Series 2018	5.00	2018	2048	87,680,000
TOTAL REVENUE BONDS PAYABLE				87,680,000
TOTAL BONDED DEBT				**$ 87,680,000**

Reconciliation of Cash and Investment Balances
County General Ledger to Statement of Balances
For the Month Ended March 31, 2022

	Cash	Investment
General Ledger Balance	368,058,427	146,940,883
Additions:		
Accounts Classified as Investments for Treasurer but Cash for County		27,065,962
Amounts journalized in following month - County		3,800,542
Custodial Accounts controlled by Treasurer	13,276,003	
Subtractions:		
Accounts Classified as Investments for Treasurer but Cash for County	(27,065,962)	
Accounts not handled by Treasurer		
SIT Escrow	(453,757)	
County Attorney Discretionary	(151,166)	
District Attorney State Admin	(10,145)	
County Attorney State Admin	(75)	
Forfeitures Fund	(1,563,160)	
Jail Commissary	(3,258,296)	
Contract Election Fund	(1,751,612)	
Cash on Hand (various funds)	(34,230)	
Amounts journalized in following month - County	(16,762,935)	
	330,283,092	177,807,387
Statement of Balances	330,283,092	177,807,387
Variance	-	-

Any variance exists due to rounding of amounts

Montgomery County, Texas
Office of the County Auditor
501 North Thompson, Suite 205, Conroe, Texas 77301
P. O. Box 539, Conroe, Texas 77305

Rakesh Pandey, CPA
County Auditor

Angela H. Blocker
1st Assistant County Auditor

TO: Commissioners Court

FROM: Rakesh Pandey, County Auditor RP

DATE: April 12, 2022

RE: County Auditor's Report

The following reports "Report of Revenues" and "Report of Expenditures" are provided to the Commissioners Court in compliance with Local Government Code 114.024.

If you have any questions, please do not hesitate to contact me.

RP/ah

Tele: (936) 539-7820•••Fax (936) 788-8390•••Email: Rakesh.Pandey@mctx.org

MONTGOMERY COUNTY, TEXAS

REPORT OF REVENUES

For Fiscal Year Ended September 30, 2022

April 4, 2022

	Sum of NetTransactionAmount
100	(198,564,334.35)
GENERAL OPERATIONS	(198,564,334.35)
1100	(175,681,450.02)
400100	(165,749,603.28)
CURRENT TAXES	(165,749,603.28)
400110	(627,999.58)
DELINQUENT TAXES	(627,999.58)
400120	(269,076.02)
PENALTY AND INTEREST	(269,076.02)
400140	(673,108.99)
OTHER TAXES	(673,108.99)
410100	(129,058.50)
TABC LICENSES	(129,058.50)
410102	(304,565.00)
HEALTH PERMITS	(304,565.00)
430104	(7,984.00)
COUNTY JUDGE FEES	(7,984.00)
430106	(91,162.20)
SHERIFF FEES	(91,162.20)
430108	(5,516.54)
COUNTY ATTORNEY FEES	(5,516.54)
430110	(2,233,628.18)
COUNTY CLERK FEES	(2,233,628.18)
430118	(458,990.99)
TPW SALES TAX COMMISSION	(458,990.99)
430132	(518,934.24)
DISTRICT CLERK FEES	(518,934.24)
430134	(1,543,555.98)
JUSTICE OF THE PEACE FEES	(1,543,555.98)
430136	(1,133.04)
TRUANCY PREVENTION AND DIVERSION CCP 102.015	(1,133.04)
430138	(18,687.10)
CONSTABLE FEES	(18,687.10)
430142	(151,825.40)
CRIMINAL JUSTICE FEES	(151,825.40)
430144	(723.65)
CHILD SAFETY	(723.65)
430148	(1,000.00)
BAIL BOND ADMINISTRATION FEES	(1,000.00)
430150	(16,800.77)
TRAFFIC SAFETY FEES	(16,800.77)
430152	(41,464.49)
FAILURE TO APPEAR FEES	(41,464.49)
430156	-
LEOSE-ANNUAL ALLOCATION	-
430158	(3,795.00)
JUDICIAL EDUCATION	(3,795.00)
430164	(12,597.49)

HB530 DRUG COURT FEE-UNRESTRICTED	(12,597.49)
430166	(20,732.01)
CCP102.0178 DRUG COURT FEE-RESTRICTED	(20,732.01)
430170	(2,908.82)
HAZARDOUS WASTE MANAGEMENT FEE	(2,908.82)
430174	(250,000.02)
DETENTION ADMINISTRATION SERVICES	(250,000.02)
430176	(6,854.00)
PROBATION FEES	(6,854.00)
430178	(155.39)
COMMUNITY RESTITUTION FEES	(155.39)
430212	(30,753.05)
JURY FEES	(30,753.05)
430216	(29,082.00)
INMATE TELEPHONE FEE	(29,082.00)
440100	(937,283.50)
INTEREST-BANK	(937,283.50)
440120	(134,901.27)
INVESTMENT EARNINGS	(134,901.27)
450100	(1,292.74)
COMMISSIONS	(1,292.74)
450200	(9,900.00)
CONTRACT SERVICE REVENUE	(9,900.00)
450210	(83,249.11)
CONTRACT REIMBURSEMENT-ADMINISTRATION	(83,249.11)
450300	(4,310.79)
CONTRIBUTIONS	(4,310.79)
450318	(5,000.00)
RENTS/LEASES	(5,000.00)
450320	(129,302.19)
MISCELLANEOUS	(129,302.19)
450326	(840,811.99)
TEMPORARY SUSPENSE REVENUE	(840,811.99)
450328	(197,714.01)
SALE OF ASSETS	(197,714.01)
460100	(115,368.09)
COURT FINES	(115,368.09)
410116	(500.00)
RECYCLE CENTER PERMITS	(500.00)
460110	(16,120.60)
ESTRAY PROCEEDS	(16,120.60)
450314	(4,000.00)
LITIGATION SETTLEMENT	(4,000.00)
2200	(9,435.00)
450328	(9,435.00)
SALE OF ASSETS	(9,435.00)
2500	(8,131,117.14)
480130	(8,131,117.14)
CAPITAL LEASE FINANCING	(8,131,117.14)
2800	(13,360.00)
420100	(13,360.00)
FEDERAL GRANT REVENUE	(13,360.00)
2801	(70,209.12)
420204	(70,000.00)

STATE ALLOCATIONS	(70,000.00)
440100	(209.12)
INTEREST-BANK	(209.12)
3000	-
450200	-
CONTRACT SERVICE REVENUE	-
3220	(74,720.68)
430110	(13,260.00)
COUNTY CLERK FEES	(13,260.00)
430132	(43,927.50)
DISTRICT CLERK FEES	(43,927.50)
430134	(17,533.18)
JUSTICE OF THE PEACE FEES	(17,533.18)
3240	(910.00)
450300	(910.00)
CONTRIBUTIONS	(910.00)
3400	(23,197.35)
450200	(23,197.35)
CONTRACT SERVICE REVENUE	(23,197.35)
3700	(3,137,682.15)
430118	(37,303.35)
TPW SALES TAX COMMISSION	(37,303.35)
430122	(665,227.75)
SUPPLEMENTAL MVD FEES	(665,227.75)
430124	(2,429,175.95)
SALES TAX COMMISSIONS	(2,429,175.95)
430126	(5,975.10)
TPW TITLE FEE	(5,975.10)
3701	(519.93)
440100	(519.93)
INTEREST-BANK	(519.93)
3703	(2,850.00)
430128	(2,400.00)
VTR LICENSE APP FEE-OWNER	(2,400.00)
430130	(450.00)
VTR LICENSE APP FEE-RUNNER	(450.00)
4001	(336,585.00)
410106	(336,585.00)
FOOD SERVICE PERMITS	(336,585.00)
4100	(214,592.15)
410104	(1,275.00)
ANIMAL CONTROL TRANSPORT	(1,275.00)
430190	(33,241.00)
ADOPTION FEES	(33,241.00)
430192	(5,735.00)
ANIMAL SHELTER FEES	(5,735.00)
430194	(55,899.00)
CLINIC SERVICES	(55,899.00)
430196	(2,635.00)
IMPOUND FEES	(2,635.00)
450300	(115,807.15)
CONTRIBUTIONS	(115,807.15)
4200	(2,799.60)
430200	(2,400.00)

INQUESTS AND AUTOPSIES	(2,400.00)
430210	(399.60)
FORENSIC ADMINISTRATION FEE	(399.60)
4400	(573,686.38)
450318	(236,384.30)
RENTS/LEASES	(236,384.30)
400130	(337,302.08)
SPECIAL ASSESSMENTS	(337,302.08)
4500	(98,390.84)
430224	(35,982.48)
BOOK FINES	(35,982.48)
450300	(62,408.36)
CONTRIBUTIONS	(62,408.36)
5000	(291,438.45)
430226	(208,667.36)
RENTAL/USER FEES	(208,667.36)
430230	(82,771.09)
FUEL FLOW FEES	(82,771.09)
5050	(86,828.87)
430226	(86,828.87)
RENTAL/USER FEES	(86,828.87)
5100	(111,592.00)
420204	(46,864.00)
STATE ALLOCATIONS	(46,864.00)
460130	(64,728.00)
FORFEITURES-BONDS	(64,728.00)
5101	(7,512.02)
420204	(7,500.00)
STATE ALLOCATIONS	(7,500.00)
440100	(12.02)
INTEREST-BANK	(12.02)
5301	(504,848.65)
430184	(166,248.65)
FIRE INSPECTION FEE-EXISTING	(166,248.65)
430186	(338,600.00)
FIRE INSPECTION FEE-NEW CONSTRUCTION	(338,600.00)
5400	(1,633.00)
430174	(1,633.00)
DETENTION ADMINISTRATION SERVICES	(1,633.00)
5500	(1,263,154.56)
450200	(1,263,154.56)
CONTRACT SERVICE REVENUE	(1,263,154.56)
450200	(339,702.10)
CONTRACT SERVICE REVENUE	(339,702.10)
5600	(63,975.33)
450100	(63,975.33)
COMMISSIONS	(63,975.33)
5602	(44,704.03)
430156	(44,704.03)
LEOSE-ANNUAL ALLOCATION	(44,704.03)
6000	(526,927.65)
410108	(381,140.00)
ALARM PERMITS	(381,140.00)
420206	(11,973.65)

STATE CONTRACT REIMBURSEMENT	(11,973.65)
430180	(39,800.00)
VEHICLE TOWING PROGRAM FEES	(39,800.00)
450100	(94,014.00)
COMMISSIONS	(94,014.00)
6100	(143.87)
450200	(143.87)
CONTRACT SERVICE REVENUE	(143.87)
6201	(40,630.92)
450200	(40,630.92)
CONTRACT SERVICE REVENUE	(40,630.92)
6301	(155,149.45)
450200	(155,149.45)
CONTRACT SERVICE REVENUE	(155,149.45)
6302	(419,748.66)
450200	(419,748.66)
CONTRACT SERVICE REVENUE	(419,748.66)
6303	(2,819,619.79)
450200	(2,819,619.79)
CONTRACT SERVICE REVENUE	(2,819,619.79)
6401	(558,059.82)
450200	(558,059.82)
CONTRACT SERVICE REVENUE	(558,059.82)
6402	(5,543.78)
430182	(4,910.00)
FINGERPRINT FEES	(4,910.00)
450200	(633.78)
CONTRACT SERVICE REVENUE	(633.78)
6405	(209,672.42)
450210	(209,672.42)
CONTRACT REIMBURSEMENT-ADMINISTRATION	(209,672.42)
6407	(1,545.00)
430172	(1,545.00)
ACADEMY REVENUE	(1,545.00)
6601	(18,177.22)
420108	(17,835.00)
FEDERAL INMATE HOUSING	(17,835.00)
430178	(342.22)
COMMUNITY RESTITUTION FEES	(342.22)
7100	(492,661.35)
410110	50.34
AUTO REGISTRATION	50.34
430138	(36,687.52)
CONSTABLE FEES	(36,687.52)
450200	(443,147.36)
CONTRACT SERVICE REVENUE	(443,147.36)
450300	(5,041.94)
CONTRIBUTIONS	(5,041.94)
420106	(7,834.87)
FEDERAL CONTRACT REIMBURSEMENT	(7,834.87)
7200	(28,775.48)
430138	(28,775.48)
CONSTABLE FEES	(28,775.48)
7300	(860,549.27)

430138	(38,699.64)
CONSTABLE FEES	(38,699.64)
450100	(495.73)
COMMISSIONS	(495.73)
450200	(821,353.90)
CONTRACT SERVICE REVENUE	(821,353.90)
7400	(105,438.39)
430138	(26,033.67)
CONSTABLE FEES	(26,033.67)
450100	(331.50)
COMMISSIONS	(331.50)
450200	(76,278.22)
CONTRACT SERVICE REVENUE	(76,278.22)
420106	(2,795.00)
FEDERAL CONTRACT REIMBURSEMENT	(2,795.00)
7500	(634,465.18)
430138	(21,599.50)
CONSTABLE FEES	(21,599.50)
450200	(612,865.68)
CONTRACT SERVICE REVENUE	(612,865.68)
8100	(113,121.00)
450210	(64,934.00)
CONTRACT REIMBURSEMENT-ADMINISTRATION	(64,934.00)
450324	(47,912.00)
REIMBURSEMENT POST-JUDGEMENT	(47,912.00)
450322	(275.00)
REIMBURSEMENT PRE-JUDGEMENT	(275.00)
8210	(25,200.00)
420204	(25,200.00)
STATE ALLOCATIONS	(25,200.00)
8220	(25,200.00)
420204	(25,200.00)
STATE ALLOCATIONS	(25,200.00)
8230	(25,200.00)
420204	(25,200.00)
STATE ALLOCATIONS	(25,200.00)
8240	(25,200.00)
420204	(25,200.00)
STATE ALLOCATIONS	(25,200.00)
8250	(25,200.00)
420204	(25,200.00)
STATE ALLOCATIONS	(25,200.00)
8320	(891.61)
420300	(603.46)
OTHER GRANT REVENUE	(603.46)
430102	(288.15)
COUNTY/DISTRICT COURT FEES	(288.15)
8360	3,974.76
450318	3,974.76
RENTS/LEASES	3,974.76
8370	(1,856.30)
420300	(1,856.30)
OTHER GRANT REVENUE	(1,856.30)
8401	(39,468.69)

430214	(39,383.59)
PROGRAM FEES	(39,383.59)
430218	(600.00)
MRT BOOK FEE	(600.00)
450318	514.90
RENTS/LEASES	514.90
8402	(68,148.00)
430214	(67,938.00)
PROGRAM FEES	(67,938.00)
430218	(210.00)
MRT BOOK FEE	(210.00)
8510	(23,730.00)
430228	(23,730.00)
COLLECTION FEE	(23,730.00)
430550	-
THIRD PARTY COLLECTION FEE	-
8520	0.00
430228	(32,082.01)
COLLECTION FEE	(32,082.01)
430550	32,082.01
THIRD PARTY COLLECTION FEE	32,082.01
8530	(23,781.75)
430134	(3,060.10)
JUSTICE OF THE PEACE FEES	(3,060.10)
450200	(20,721.65)
CONTRACT SERVICE REVENUE	(20,721.65)
8540	(23,469.63)
430228	(23,469.63)
COLLECTION FEE	(23,469.63)
8550	(22,735.86)
430228	(22,735.86)
COLLECTION FEE	(22,735.86)
4401	(135,336.80)
450318	(135,336.80)
RENTS/LEASES	(135,336.80)
6106	(10,200.00)
450300	(10,200.00)
CONTRIBUTIONS	(10,200.00)
6102	(15,566.85)
FEDERAL CONTRACT REIMBURSEMENT	(15,566.85)
200	(31,609,539.70)
ROAD AND BRIDGE	(31,609,539.70)
1200	(30,870,459.39)
400100	(26,054,174.95)
CURRENT TAXES	(26,054,174.95)
400110	(94,570.37)
DELINQUENT TAXES	(94,570.37)
400120	(33,437.82)
PENALTY AND INTEREST	(33,437.82)
400140	(189,812.87)
OTHER TAXES	(189,812.87)
410110	(2,937,926.56)
AUTO REGISTRATION	(2,937,926.56)
410114	(100.00)

OVERLOAD PERMITS	(100.00)
420304	(24,314.37)
OTHER ALLOCATIONS	(24,314.37)
430112	(236,499.12)
SUBDIVISION FEES	(236,499.12)
430114	(596,320.76)
FLOOD PLAIN FEES	(596,320.76)
440100	(23,184.86)
INTEREST-BANK	(23,184.86)
440120	(578.13)
INVESTMENT EARNINGS	(578.13)
450320	(30.00)
MISCELLANEOUS	(30.00)
460100	(425,506.84)
COURT FINES	(425,506.84)
410113	(254,002.74)
DEVELOPMENT PERMIT	(254,002.74)
9100	(8,435.41)
450318	(2,185.56)
RENTS/LEASES	(2,185.56)
450320	(6,249.85)
MISCELLANEOUS	(6,249.85)
9200	(53,332.60)
450200	(49,937.85)
CONTRACT SERVICE REVENUE	(49,937.85)
450328	(3,394.75)
SALE OF ASSETS	(3,394.75)
9300	(227,298.45)
450200	(2,500.00)
CONTRACT SERVICE REVENUE	(2,500.00)
450300	(700.00)
CONTRIBUTIONS	(700.00)
450316	(224,098.45)
INSURANCE REIMBURSEMENT	(224,098.45)
9400	(23,666.07)
430226	(200.00)
RENTAL/USER FEES	(200.00)
450200	(21,223.47)
CONTRACT SERVICE REVENUE	(21,223.47)
450320	(2,242.60)
MISCELLANEOUS	(2,242.60)
9408	(53,471.26)
420102	(43,671.26)
FEDERAL PROGRAM INCOME	(43,671.26)
430226	(9,800.00)
RENTAL/USER FEES	(9,800.00)
9108	(66,647.50)
420102	(33,787.50)
FEDERAL PROGRAM INCOME	(33,787.50)
430226	(32,560.00)
RENTAL/USER FEES	(32,560.00)
450320	(300.00)
MISCELLANEOUS	(300.00)
9107	(16,159.00)

430226	(16,159.00)
RENTAL/USER FEES	(16,159.00)
9208	(35,281.00)
420102	(20,485.00)
FEDERAL PROGRAM INCOME	(20,485.00)
430226	(15,200.00)
RENTAL/USER FEES	(15,200.00)
450300	404.00
CONTRIBUTIONS	404.00
9307	(1,500.00)
430226	(1,500.00)
RENTAL/USER FEES	(1,500.00)
9308	(18,917.50)
430226	(18,917.50)
RENTAL/USER FEES	(18,917.50)
9209	(10,489.81)
430222	(10,489.81)
RECYCLE FEES	(10,489.81)
9309	(95,416.00)
430222	(95,416.00)
RECYCLE FEES	(95,416.00)
9407	(44,100.00)
430226	(44,100.00)
RENTAL/USER FEES	(44,100.00)
9109	(84,365.71)
430222	959.54
RECYCLE FEES	959.54
450200	(85,325.25)
CONTRACT SERVICE REVENUE	(85,325.25)
201	(128.39)
WORTHLESS CHECK	(128.39)
2800	(13.58)
440100	(13.58)
INTEREST-BANK	(13.58)
5100	(114.81)
430188	(112.25)
WORTHLESS CHECK FEES	(112.25)
440100	(2.56)
INTEREST-BANK	(2.56)
202	(348,180.67)
FORFEITURES	(348,180.67)
5100	(68,617.00)
440100	(504.83)
INTEREST-BANK	(504.83)
460120	(68,112.17)
FORFEITURES	(68,112.17)
5300	(5.20)
440100	(5.20)
INTEREST-BANK	(5.20)
6000	(117,717.54)
440100	(626.79)
INTEREST-BANK	(626.79)
460120	(117,090.75)
FORFEITURES	(117,090.75)

6200	(72,301.01)
440100	(392.35)
INTEREST-BANK	(392.35)
460120	(71,908.66)
FORFEITURES	(71,908.66)
7100	(6,682.65)
440100	(41.50)
INTEREST-BANK	(41.50)
460120	(6,641.15)
FORFEITURES	(6,641.15)
7200	(1,592.27)
440100	(155.48)
INTEREST-BANK	(155.48)
460120	(1,436.79)
FORFEITURES	(1,436.79)
7300	(661.39)
440100	(17.23)
INTEREST-BANK	(17.23)
460120	(644.16)
FORFEITURES	(644.16)
7400	(73,702.77)
440100	(98.56)
INTEREST-BANK	(98.56)
460120	(73,604.21)
FORFEITURES	(73,604.21)
7500	(6,900.84)
440100	(126.00)
INTEREST-BANK	(126.00)
460120	(6,774.84)
FORFEITURES	(6,774.84)
203	(963,882.82)
JAIL COMMISSARY	(963,882.82)
6602	(963,882.82)
430220	(960,164.41)
COMMISSARY SALES	(960,164.41)
440100	(3,718.41)
INTEREST-BANK	(3,718.41)
204	(137,483.73)
LAW LIBRARY	(137,483.73)
1204	(137,483.73)
430110	(30,940.00)
COUNTY CLERK FEES	(30,940.00)
430132	(102,882.50)
DISTRICT CLERK FEES	(102,882.50)
440100	(747.96)
INTEREST-BANK	(747.96)
440120	(51.25)
INVESTMENT EARNINGS	(51.25)
450320	(2,862.02)
MISCELLANEOUS	(2,862.02)
205	(12,500.00)
PRE-TRIAL DIVERSION	(12,500.00)
5100	(12,500.00)
430146	(12,500.00)

PRETRIAL DIVERSION FEES	(12,500.00)
206	(400,420.38)
COUNTY CLERK RECORDS MGMT & PRESERVATION	(400,420.38)
2300	(400,420.38)
430100	(399,506.00)
COUNTY RECORDS MANAGEMENT FEES	(399,506.00)
440120	(914.38)
INVESTMENT EARNINGS	(914.38)
207	(21,517.99)
COUNTY RECORDS MANAGEMENT	(21,517.99)
1207	(17,583.58)
430110	(17,583.58)
COUNTY CLERK FEES	(17,583.58)
2300	(3,934.41)
430100	(3,934.41)
COUNTY RECORDS MANAGEMENT FEES	(3,934.41)
DISTRICT CLERK RECORDS MGMT & PRESERVATION	(55,602.80)
2700	(55,602.80)
430132	(55,559.43)
DISTRICT CLERK FEES	(55,559.43)
440120	(43.37)
INVESTMENT EARNINGS	(43.37)
209	(23,666.36)
DISTRICT CLERK RECORDS PRESERVATION	(23,666.36)
2700	(23,666.36)
430132	(23,640.00)
DISTRICT CLERK FEES	(23,640.00)
440120	(26.36)
INVESTMENT EARNINGS	(26.36)
210	(20,059.03)
COUNTY AND DISTRICT COURTS DIGITAL PRESERVATION	(20,059.03)
2900	(20,059.03)
430132	(20,005.00)
DISTRICT CLERK FEES	(20,005.00)
440120	(54.03)
INVESTMENT EARNINGS	(54.03)
211	(6,109.43)
COUNTY AND DISTRICT COURT TECHNOLOGY	(6,109.43)
1211	(6,109.43)
430110	(4,104.75)
COUNTY CLERK FEES	(4,104.75)
430132	(2,004.68)
DISTRICT CLERK FEES	(2,004.68)
212	(19,116.80)
COURT GUARDIANSHIP	(19,116.80)
8105	(15,777.87)
430116	(15,777.87)
COURT GUARDIANSHIP FEE	(15,777.87)
1212	(3,338.93)
430110	(3,338.93)
COUNTY CLERK FEES	(3,338.93)
213	(75,441.60)
COURT REPORTER SERVICE	(75,441.60)
1213	(75,441.60)

430168	(75,441.60)
STENOGRAPHER FEES	(75,441.60)
214	(127,416.15)
COURTHOUSE SECURITY - COUNTY/DISTRICT COURT	(127,416.15)
1214	(127,416.15)
430102	(127,416.15)
COUNTY/DISTRICT COURT FEES	(127,416.15)
215	(47,047.55)
COURTHOUSE SECURITY - JP	(47,047.55)
8590	(47,047.55)
430102	(38,598.25)
COUNTY/DISTRICT COURT FEES	(38,598.25)
430134	(8,449.30)
216	(39,110.81)
JUSTICE COURT TECHNOLOGY	(39,110.81)
8591	(39,110.81)
430134	(39,110.81)
JUSTICE OF THE PEACE FEES	(39,110.81)
217	(3,665.16)
JUVENILE CASE MANAGER	(3,665.16)
8592	(3,665.16)
430134	(3,665.16)
JUSTICE OF THE PEACE FEES	(3,665.16)
218	(10,302.00)
CC VITAL RECORDS PRESERVATION	(10,302.00)
2300	(10,302.00)
430110	(10,302.00)
COUNTY CLERK FEES	(10,302.00)
219	475,410.17
CONTRACT ELECTION SERVICE	475,410.17
2502	475,410.17
440100	(2,293.19)
INTEREST-BANK	(2,293.19)
440120	(13.00)
INVESTMENT EARNINGS	(13.00)
450200	477,716.36
CONTRACT SERVICE REVENUE	477,716.36
220	(70,971,770.04)
GRANTS	(70,971,770.04)
1220	(1,376.42)
440100	(1,376.42)
INTEREST-BANK	(1,376.42)
2000	(51,365,904.41)
420100	(51,365,904.41)
FEDERAL GRANT REVENUE	(51,365,904.41)
2800	(11,565,442.66)
420200	(11,565,442.66)
STATE GRANT REVENUE	(11,565,442.66)
3200	(7,535.92)
420200	(7,535.92)
STATE GRANT REVENUE	(7,535.92)
4100	(263,867.79)
420300	(263,867.79)
OTHER GRANT REVENUE	(263,867.79)

4300	(10,173,330.48)
420100	(10,077,455.97)
FEDERAL GRANT REVENUE	(10,077,455.97)
420102	(7,402.63)
FEDERAL PROGRAM INCOME	(7,402.63)
420200	(27,800.00)
STATE GRANT REVENUE	(27,800.00)
450300	(60,671.88)
CONTRIBUTIONS	(60,671.88)
4500	(18,039.36)
420100	(18,039.36)
FEDERAL GRANT REVENUE	(18,039.36)
5000	39,285.90
420100	39,285.90
FEDERAL GRANT REVENUE	39,285.90
420200	-
STATE GRANT REVENUE	-
5100	(24,374.89)
420100	(24,374.89)
FEDERAL GRANT REVENUE	(24,374.89)
5200	3,879,824.33
420100	3,879,824.33
5400	(837,674.90)
420102	33,901.12
FEDERAL PROGRAM INCOME	33,901.12
420200	(871,576.02)
STATE GRANT REVENUE	(871,576.02)
420300	-
OTHER GRANT REVENUE	-
5401	(391,568.28)
420100	(25,337.62)
FEDERAL GRANT REVENUE	(25,337.62)
420200	(366,255.66)
STATE GRANT REVENUE	(366,255.66)
420306	25.00
OTHER CONTRACT REIMBURSEMENT	25.00
6000	(706.45)
420100	(706.45)
FEDERAL GRANT REVENUE	(706.45)
6200	(10,872.54)
420100	(15,626.23)
FEDERAL GRANT REVENUE	(15,626.23)
420106	4,753.69
FEDERAL CONTRACT REIMBURSEMENT	4,753.69
6202	(22,655.88)
420100	(22,655.88)
FEDERAL GRANT REVENUE	(22,655.88)
6300	(2,967.55)
420100	(2,967.55)
FEDERAL GRANT REVENUE	(2,967.55)
6302	(131,897.88)
420200	(87,768.90)
STATE GRANT REVENUE	(87,768.90)
450300	(44,128.98)

CONTRIBUTIONS	(44,128.98)
6407	(131,597.44)
420200	(26,125.44)
STATE GRANT REVENUE	(26,125.44)
420300	(105,472.00)
OTHER GRANT REVENUE	(105,472.00)
6500	(21,781.17)
420100	(419.40)
FEDERAL GRANT REVENUE	(419.40)
450100	(21,361.77)
COMMISSIONS	(21,361.77)
7100	(1,452.51)
420100	(1,452.51)
FEDERAL GRANT REVENUE	(1,452.51)
7300	(252.10)
420300	(252.10)
OTHER GRANT REVENUE	(252.10)
7500	(13,352.91)
420300	(13,352.91)
OTHER GRANT REVENUE	(13,352.91)
8340	(58,958.73)
420200	(58,958.73)
STATE GRANT REVENUE	(58,958.73)
9400	154,280.00
420100	154,280.00
FEDERAL GRANT REVENUE	154,280.00
9408	450.00
420102	450.00
FEDERAL PROGRAM INCOME	450.00
300	(45,049,830.60)
DEBT SERVICE	(45,049,830.60)
1300	(34,887,049.80)
400100	(34,535,797.88)
CURRENT TAXES	(34,535,797.88)
400110	(131,027.98)
DELINQUENT TAXES	(131,027.98)
400140	(21.07)
OTHER TAXES	(21.07)
420304	(200,773.44)
OTHER ALLOCATIONS	(200,773.44)
440100	(19,315.27)
INTEREST-BANK	(19,315.27)
440120	(114.16)
INVESTMENT EARNINGS	(114.16)
3290	(10,162,780.80)
480100	(8,430,000.00)
BOND PROCEEDS	(8,430,000.00)
480110	(1,732,780.80)
PREMIUM ON BOND ISSUE	(1,732,780.80)
340	3,962.50
GASB 34 CONVERSION	3,962.50
1340	3,962.50
450320	118,888.62
MISCELLANEOUS	118,888.62

480200	(114,926.12)
GAIN/LOSS ON SALE OF ASSETS	(114,926.12)
400	-
LOCAL CAPITAL PROJECTS	-
1400	-
400140	-
OTHER TAXES	-
440100	-
INTEREST-BANK	-
401	(2,770.28)
C/P REVENUE TOLL BONDS 10	(2,770.28)
1401	(2,770.28)
440100	(716.30)
INTEREST-BANK	(716.30)
440120	(2,053.98)
INVESTMENT EARNINGS	(2,053.98)
402	(486.23)
C/P CERTIFICATES OF OBLIGATION 2012	(486.23)
1402	(486.23)
440100	(361.50)
INTEREST-BANK	(361.50)
440120	(124.73)
INVESTMENT EARNINGS	(124.73)
403	(2,439.69)
C/P PASS THRU TOLL PROJECTS	(2,439.69)
1403	(2,439.69)
440100	(2,439.69)
INTEREST-BANK	(2,439.69)
404	(2,987.56)
C/P ROAD BONDS 2016	(2,987.56)
1404	(2,987.56)
440100	(2,987.56)
INTEREST-BANK	(2,987.56)
405	(9,465.61)
C/P ROAD BONDS 2016A	(9,465.61)
1405	(9,465.61)
440100	(9,465.61)
INTEREST-BANK	(9,465.61)
406	(17,902.31)
C/P ROAD BONDS 2018	(17,902.31)
1406	(17,902.31)
440100	(17,902.31)
INTEREST-BANK	(17,902.31)
407	(97,212.00)
C/P ROAD BONDS 2018B	(97,212.00)
1407	(97,212.00)
440100	(97,212.00)
INTEREST-BANK	(97,212.00)
408	(9,796.00)
C/P SHERIFF'S PROJECTS	(9,796.00)
1408	(9,796.00)
MISCELLANEOUS	(9,796.00)
500	(16,938,957.54)
SELF INSURANCE	(16,938,957.54)

2201	(16,938,957.54)
430232	(14,326,026.00)
COUNTY FUNDING	(14,326,026.00)
430240	(486,771.75)
EMPLOYEE/RETIREE FUNDING	(486,771.75)
430242	(170,318.68)
COBRA FUNDING	(170,318.68)
430244	(73,465.09)
THIRD PARTY REIMBURSEMENT	(73,465.09)
430246	(295,201.23)
STOP LOSS REIMBURSEMENT	(295,201.23)
430248	(334,377.53)
RX REBATES	(334,377.53)
430250	(52,524.12)
MEDICAL CLAIMS REFUNDS	(52,524.12)
430260	(1,068,562.89)
EMPLOYEE CONTRIBUTION-EMPLOYEE ONLY	(1,068,562.89)
430262	152.50
EMPLOYEE CONTRIBUTION-EMPLOYEE AND SPOUSE	152.50
430264	(100.00)
EMPLOYEE CONTRIBUTION-EMPLOYEE AND CHILD	(100.00)
430266	(490.00)
EMPLOYEE CONTRIBUTION-EMPLOYEE AND FAMILY	(490.00)
430268	(129,174.05)
SUPPLEMENTAL LIFE EMPLOYEE PREMIUM	(129,174.05)
430270	(2,098.70)
DEPENDENT LIFE EMPLOYEE PREMIUM	(2,098.70)
501	(203,752.71)
WORKERS' COMPENSATION	(203,752.71)
2203	(203,752.71)
430244	(92,046.24)
THIRD PARTY REIMBURSEMENT	(92,046.24)
430254	(111,706.47)
CONTRACT FUNDING	(111,706.47)
502	(125,855.20)
PROPERTY/CASUALTY	(125,855.20)
2202	(125,855.20)
430244	(125,855.20)
THIRD PARTY REIMBURSEMENT	(125,855.20)
(blank)	
(blank)	
(blank)	
(blank)	
(blank)	
222	(9,042,248.43)
JAIL PASS THRU	(9,042,248.43)
6601	(9,042,248.43)
420108	(9,042,248.43)
FEDERAL INMATE HOUSING	(9,042,248.43)
224	(27,200.00)
COURT FACILITY FEE	(27,200.00)
1224	(27,200.00)
430110	(6,440.00)
COUNTY CLERK FEES	(6,440.00)

430132	(20,760.00)
DISTRICT CLERK FEES	(20,760.00)
225	(8,418.00)
LANGUAGE ACCESS	(8,418.00)
1225	(8,418.00)
430110	(966.00)
COUNTY CLERK FEES	(966.00)
430132	(3,114.00)
DISTRICT CLERK FEES	(3,114.00)
430134	(4,338.00)
JUSTICE OF THE PEACE FEES	(4,338.00)

MONTGOMERY COUNTY, TEXAS

REPORT OF EXPENDITURES

For Year Ended September 30, 2022

April 4, 2022

	Sum of NetTransactionAmount
100	128,591,539.83
GENERAL OPERATIONS	128,591,539.83
1100	2,937.43
GENERAL FUND	2,937.43
710120	-
SALARY/OTHER	-
740627	2,937.43
TELEPHONE-RESTRICTED	2,937.43
2000	270,356.70
COUNTY JUDGE	270,356.70
710100	73,909.95
SALARY/OFFICIAL-DEPARTMENT HEAD	73,909.95
710110	113,270.43
SALARY/REGULAR	113,270.43
710130	286.89
SALARY/OVERTIME	286.89
710140	893.46
SALARY/CELL PHONE ALLOWANCE	893.46
720100	13,255.71
SOCIAL SECURITY	13,255.71
720110	26,918.00
EMPLOYEE INSURANCE	26,918.00
720120	23,364.15
RETIREMENT	23,364.15
720140	27.00
STATE UNEMPLOYMENT TAX	27.00
730100	1,747.48
OFFICE SUPPLIES	1,747.48
730310	204.14
UNIFORMS	204.14
730370	60.00
PERIODICALS	60.00
740510	175.00
PROFESSIONAL DEVELOPMENT	175.00
740530	227.94
MOBILE PHONE AND DATA	227.94
740580	177.94
PRINTING	177.94
740660	1,182.36
EQUIPMENT RENTAL	1,182.36
740720	14,656.25
INDIGENT INTERMENT	14,656.25
2100	299,293.30
HUMAN RESOURCES	299,293.30
710100	67,963.62
SALARY/OFFICIAL-DEPARTMENT HEAD	67,963.62
710110	133,292.60
SALARY/REGULAR	133,292.60

710130	258.75
SALARY/OVERTIME	258.75
710140	446.73
SALARY/CELL PHONE ALLOWANCE	446.73
720100	15,099.02
SOCIAL SECURITY	15,099.02
720110	36,791.80
EMPLOYEE INSURANCE	36,791.80
720120	25,043.84
RETIREMENT	25,043.84
720140	190.89
STATE UNEMPLOYMENT TAX	190.89
730100	1,703.16
OFFICE SUPPLIES	1,703.16
730210	244.10
DATA PROCESSING SUPPLIES	244.10
740120	1,258.02
MEDICAL SERVICES	1,258.02
740420	15.64
COURIER SERVICE	15.64
740512	12,576.00
PROFESSIONAL SERVICES	12,576.00
740660	3,665.64
EQUIPMENT RENTAL	3,665.64
740680	743.49
MEMBERSHIP/ASSOCIATION DUES	743.49
2200	401,463.39
RISK MANAGEMENT	401,463.39
710100	65,942.27
SALARY/OFFICIAL-DEPARTMENT HEAD	65,942.27
710110	192,914.48
SALARY/REGULAR	192,914.48
710140	455.69
SALARY/CELL PHONE ALLOWANCE	455.69
720100	19,341.49
SOCIAL SECURITY	19,341.49
720110	53,975.76
EMPLOYEE INSURANCE	53,975.76
720120	32,166.30
RETIREMENT	32,166.30
720140	295.14
STATE UNEMPLOYMENT TAX	295.14
730100	7,296.51
OFFICE SUPPLIES	7,296.51
730240	33.99
FUEL	33.99
730390	10,005.77
MEDICAL SUPPLIES	10,005.77
740140	17.98
VEHICLE MAINTENANCE	17.98
740510	500.00
PROFESSIONAL DEVELOPMENT	500.00
740512	12,882.00
PROFESSIONAL SERVICES	12,882.00

740530	840.00
MOBILE PHONE AND DATA	840.00
740540	2,061.31
TRAVEL EXPENSE	2,061.31
740550	6,391.21
SAFETY PROGRAM	6,391.21
740660	1,378.49
EQUIPMENT RENTAL	1,378.49
740680	1,150.00
MEMBERSHIP/ASSOCIATION DUES	1,150.00
740950	71.00
BONDS-NOTARIES	71.00
750400	1,584.00
CAPITAL OUTLAY-FURNITURE FIXTURES AND EQUIPMENT	1,584.00
790100	(7,840.00)
REIMBURSEMENTS CLEARING	(7,840.00)
2300	1,233,157.50
COUNTY CLERK	1,233,157.50
710100	64,694.04
SALARY/OFFICIAL-DEPARTMENT HEAD	64,694.04
710110	748,406.74
SALARY/REGULAR	748,406.74
720100	59,479.23
SOCIAL SECURITY	59,479.23
720110	228,356.72
EMPLOYEE INSURANCE	228,356.72
720120	100,730.35
RETIREMENT	100,730.35
720140	883.09
STATE UNEMPLOYMENT TAX	883.09
730100	9,256.16
OFFICE SUPPLIES	9,256.16
730120	398.00
BOOK SUPPLEMENTS	398.00
730170	4,406.64
BIRTH CERTIFICATES	4,406.64
730210	1,231.61
DATA PROCESSING SUPPLIES	1,231.61
740504	57.00
ONLINE SERVICES	57.00
740510	850.00
PROFESSIONAL DEVELOPMENT	850.00
740512	284.00
PROFESSIONAL SERVICES	284.00
740540	1,496.32
TRAVEL EXPENSE	1,496.32
740580	1,775.00
PRINTING	1,775.00
740660	10,677.60
EQUIPMENT RENTAL	10,677.60
740680	175.00
MEMBERSHIP/ASSOCIATION DUES	175.00
2302	174,685.42
COURT COLLECTIONS	174,685.42

710110	108,419.40
SALARY/REGULAR	108,419.40
720100	7,857.19
SOCIAL SECURITY	7,857.19
720110	33,647.50
EMPLOYEE INSURANCE	33,647.50
720120	13,454.64
RETIREMENT	13,454.64
720140	44.02
STATE UNEMPLOYMENT TAX	44.02
730100	524.66
OFFICE SUPPLIES	524.66
730110	3,495.36
POSTAGE	3,495.36
740510	100.00
PROFESSIONAL DEVELOPMENT	100.00
740512	3,958.75
PROFESSIONAL SERVICES	3,958.75
740640	1,574.14
CONTRACT SERVICES	1,574.14
740660	1,649.76
EQUIPMENT RENTAL	1,649.76
790100	(40.00)
REIMBURSEMENTS CLEARING	(40.00)
2400	164,696.56
VETERANS SERVICE	164,696.56
710100	42,157.47
SALARY/OFFICIAL-DEPARTMENT HEAD	42,157.47
710110	67,829.35
SALARY/REGULAR	67,829.35
720100	8,061.77
SOCIAL SECURITY	8,061.77
720110	26,918.00
EMPLOYEE INSURANCE	26,918.00
720120	13,642.72
RETIREMENT	13,642.72
720140	34.90
STATE UNEMPLOYMENT TAX	34.90
730100	779.40
OFFICE SUPPLIES	779.40
740510	2,100.00
PROFESSIONAL DEVELOPMENT	2,100.00
740540	411.60
TRAVEL EXPENSE	411.60
740580	130.00
PRINTING	130.00
740660	2,405.70
EQUIPMENT RENTAL	2,405.70
740680	210.00
MEMBERSHIP/ASSOCIATION DUES	210.00
740260	15.65
INTEREST ON CREDIT CARDS	15.65
2500	1,275,876.80
ELECTIONS ADMINISTRATOR	1,275,876.80

710100	60,528.10
SALARY/OFFICIAL-DEPARTMENT HEAD	60,528.10
710110	679,854.35
SALARY/REGULAR	679,854.35
710130	137,224.86
SALARY/OVERTIME	137,224.86
720100	66,389.48
SOCIAL SECURITY	66,389.48
720110	76,807.57
EMPLOYEE INSURANCE	76,807.57
720120	49,950.88
RETIREMENT	49,950.88
720140	11,691.09
STATE UNEMPLOYMENT TAX	11,691.09
730100	23,921.23
OFFICE SUPPLIES	23,921.23
730110	36.95
POSTAGE	36.95
730120	(556.21)
BOOK SUPPLEMENTS	(556.21)
730210	14,524.37
DATA PROCESSING SUPPLIES	14,524.37
730220	365.00
REPLACEMENTS	365.00
730240	138.23
FUEL	138.23
730250	150.00
SHOP SUPPLIES	150.00
740140	132.73
VEHICLE MAINTENANCE	132.73
740512	96,300.98
PROFESSIONAL SERVICES	96,300.98
740530	4,283.52
MOBILE PHONE AND DATA	4,283.52
740540	3,530.09
TRAVEL EXPENSE	3,530.09
740580	46,245.52
PRINTING	46,245.52
740628	960.00
TELEPHONE-FIBER OPTIC-RESTRICTED	960.00
740654	2,081.00
COMMUNITY BUILDING/VOTING BOX	2,081.00
740660	627.06
EQUIPMENT RENTAL	627.06
740625	690.00
REFUSE COLLECTION	690.00
2501	6,446.92
VOTER REGISTRATION	6,446.92
730100	3,233.31
OFFICE SUPPLIES	3,233.31
740504	250.00
ONLINE SERVICES	250.00
740512	2,963.61
PROFESSIONAL SERVICES	2,963.61

2600	5,897,466.59
INFORMATION TECHNOLOGY	5,897,466.59
710100	63,711.18
SALARY/OFFICIAL-DEPARTMENT HEAD	63,711.18
710110	1,354,062.03
SALARY/REGULAR	1,354,062.03
710120	-
SALARY/OTHER	-
710140	3,011.07
SALARY/CELL PHONE ALLOWANCE	3,011.07
720100	105,779.17
SOCIAL SECURITY	105,779.17
720110	250,146.12
EMPLOYEE INSURANCE	250,146.12
720120	176,488.01
RETIREMENT	176,488.01
720140	1,058.04
STATE UNEMPLOYMENT TAX	1,058.04
730100	31,466.18
OFFICE SUPPLIES	31,466.18
730110	19,136.89
POSTAGE	19,136.89
730250	519.94
SHOP SUPPLIES	519.94
730270	12,700.00
LAW ENFORCEMENT SPECIFIC SUPPLIES	12,700.00
730320	418,113.66
IT HARDWARE	418,113.66
730330	231,012.91
IT SOFTWARE	231,012.91
740110	1,965,733.20
IT SOFTWARE MAINTENANCE	1,965,733.20
740140	16,000.74
VEHICLE MAINTENANCE	16,000.74
740420	4,116.60
COURIER SERVICE	4,116.60
740512	243,542.46
PROFESSIONAL SERVICES	243,542.46
740530	17,105.42
MOBILE PHONE AND DATA	17,105.42
740540	605.38
TRAVEL EXPENSE	605.38
740620	630.00
ELECTRICITY	630.00
740628	85,682.28
TELEPHONE-FIBER OPTIC-RESTRICTED	85,682.28
740640	28,480.46
CONTRACT SERVICES	28,480.46
740650	52.52
SIGN AND SIGNAL MAINTENANCE	52.52
740660	551.92
EQUIPMENT RENTAL	551.92
740680	175.00
MEMBERSHIP/ASSOCIATION DUES	175.00

750400	57,277.05
CAPITAL OUTLAY-FURNITURE FIXTURES AND EQUIPMENT	57,277.05
750800	226,336.78
MAJOR PROJECTS	226,336.78
790100	-
REIMBURSEMENTS CLEARING	-
740627	580,699.79
TELEPHONE-RESTRICTED	580,699.79
740100	3,350.80
IT HARDWARE MAINTENANCE	3,350.80
740240	(79.01)
CHANGE OF VENUE	(79.01)
2700	1,756,608.60
DISTRICT CLERK	1,756,608.60
710100	64,694.04
SALARY/OFFICIAL-DEPARTMENT HEAD	64,694.04
710110	1,088,094.30
SALARY/REGULAR	1,088,094.30
720100	84,685.43
SOCIAL SECURITY	84,685.43
720110	355,270.55
EMPLOYEE INSURANCE	355,270.55
720120	142,995.98
RETIREMENT	142,995.98
720140	1,878.38
STATE UNEMPLOYMENT TAX	1,878.38
730100	3,225.58
OFFICE SUPPLIES	3,225.58
740110	40.00
IT SOFTWARE MAINTENANCE	40.00
740510	960.00
PROFESSIONAL DEVELOPMENT	960.00
740540	1,665.90
TRAVEL EXPENSE	1,665.90
740580	750.00
PRINTING	750.00
740660	12,173.44
EQUIPMENT RENTAL	12,173.44
740680	175.00
MEMBERSHIP/ASSOCIATION DUES	175.00
2800	1,859,531.74
COUNTY ATTORNEY	1,859,531.74
710100	89,410.06
SALARY/OFFICIAL-DEPARTMENT HEAD	89,410.06
710110	1,137,977.58
SALARY/REGULAR	1,137,977.58
710130	54.55
SALARY/OVERTIME	54.55
710140	781.90
SALARY/CELL PHONE ALLOWANCE	781.90
710150	46,500.00
SALARY/SPECIAL PAY	46,500.00
720100	92,438.14
SOCIAL SECURITY	92,438.14

720110	211,751.17
EMPLOYEE INSURANCE	211,751.17
720120	156,907.28
RETIREMENT	156,907.28
720140	529.89
STATE UNEMPLOYMENT TAX	529.89
730100	7,259.76
OFFICE SUPPLIES	7,259.76
730120	9,677.94
BOOK SUPPLEMENTS	9,677.94
740220	74,850.69
LEGAL/LITIGATION COSTS	74,850.69
740504	10,283.99
ONLINE SERVICES	10,283.99
740510	6,668.97
PROFESSIONAL DEVELOPMENT	6,668.97
740540	4,366.67
TRAVEL EXPENSE	4,366.67
740580	642.00
PRINTING	642.00
740640	1,778.88
CONTRACT SERVICES	1,778.88
740660	7,535.52
EQUIPMENT RENTAL	7,535.52
740970	120.59
FREIGHT AND HANDLING	120.59
790100	(3.84)
REIMBURSEMENTS CLEARING	(3.84)
2801	1,449.66
COUNTY ATTORNEY STATE FUNDS	1,449.66
730100	331.66
OFFICE SUPPLIES	331.66
730210	406.04
DATA PROCESSING SUPPLIES	406.04
740220	63.44
LEGAL/LITIGATION COSTS	63.44
740484	75.00
COURT REPORTER TRANSCRIPT	75.00
740680	1,085.00
MEMBERSHIP/ASSOCIATION DUES	1,085.00
740450	(511.48)
SERVICE/CITATIONS	(511.48)
3000	1,589,337.68
BUILDING CUSTODIAL SERVICES	1,589,337.68
710100	55,349.26
SALARY/OFFICIAL-DEPARTMENT HEAD	55,349.26
710110	836,204.13
SALARY/REGULAR	836,204.13
710120	-
SALARY/OTHER	-
710130	75,172.90
SALARY/OVERTIME	75,172.90
720100	71,977.99
SOCIAL SECURITY	71,977.99

720110	232,376.51
EMPLOYEE INSURANCE	232,376.51
720120	119,922.92
RETIREMENT	119,922.92
720140	1,716.18
STATE UNEMPLOYMENT TAX	1,716.18
730100	1,236.46
OFFICE SUPPLIES	1,236.46
730140	109,295.49
JANITOR SUPPLIES	109,295.49
730220	2,504.86
REPLACEMENTS	2,504.86
730240	8,833.39
FUEL	8,833.39
730250	39.98
SHOP SUPPLIES	39.98
730260	291.42
VEHICLE SUPPLIES	291.42
730300	159.61
COMMUNITY AWARENESS SUPPLIES	159.61
730310	5,452.66
UNIFORMS	5,452.66
740140	15,489.14
VEHICLE MAINTENANCE	15,489.14
740512	46,379.96
PROFESSIONAL SERVICES	46,379.96
740530	5,141.65
MOBILE PHONE AND DATA	5,141.65
740660	1,767.52
EQUIPMENT RENTAL	1,767.52
740260	25.65
INTEREST ON CREDIT CARDS	25.65
3100	4,073,299.67
BUILDING MAINTENANCE/CONSTRUCTION	4,073,299.67
710100	61,520.98
SALARY/OFFICIAL-DEPARTMENT HEAD	61,520.98
710110	1,096,257.14
SALARY/REGULAR	1,096,257.14
710120	-
SALARY/OTHER	-
710130	34,361.61
SALARY/OVERTIME	34,361.61
720100	89,691.82
SOCIAL SECURITY	89,691.82
720110	296,878.98
EMPLOYEE INSURANCE	296,878.98
720120	150,137.07
RETIREMENT	150,137.07
720140	781.66
STATE UNEMPLOYMENT TAX	781.66
730100	372.09
OFFICE SUPPLIES	372.09
730220	261,935.05
REPLACEMENTS	261,935.05

730240	54,989.57
FUEL	54,989.57
730250	26,852.63
SHOP SUPPLIES	26,852.63
730310	7,856.40
UNIFORMS	7,856.40
740140	12,169.87
VEHICLE MAINTENANCE	12,169.87
740150	23,121.37
LANDSCAPE MAINTENANCE	23,121.37
740510	240.95
PROFESSIONAL DEVELOPMENT	240.95
740512	104,073.56
PROFESSIONAL SERVICES	104,073.56
740530	5,540.26
MOBILE PHONE AND DATA	5,540.26
740620	1,354,540.11
ELECTRICITY	1,354,540.11
740622	75,079.42
GAS	75,079.42
740624	295,648.34
WATER AND SEWER	295,648.34
740640	83,493.98
CONTRACT SERVICES	83,493.98
740660	8,558.35
EQUIPMENT RENTAL	8,558.35
740750	42,928.99
REMODEL	42,928.99
750800	578.53
MAJOR PROJECTS	578.53
790100	(14,309.06)
REIMBURSEMENTS CLEARING	(14,309.06)
3200	865,655.36
OTHER	865,655.36
730100	-
OFFICE SUPPLIES	-
730390	26,018.36
MEDICAL SUPPLIES	26,018.36
740120	52,500.00
MEDICAL SERVICES	52,500.00
740512	255,762.50
PROFESSIONAL SERVICES	255,762.50
740640	516,374.50
CONTRACT SERVICES	516,374.50
740642	15,000.00
SOIL CONSERVATION	15,000.00
3210	13,953,555.40
NON-DEPARTMENTAL	13,953,555.40
720120	10,000,000.00
RETIREMENT	10,000,000.00
730100	226.08
OFFICE SUPPLIES	226.08
730110	310,719.92
POSTAGE	310,719.92

730370	108.00
PERIODICALS	108.00
740110	4,554.00
IT SOFTWARE MAINTENANCE	4,554.00
740120	7,500.00
MEDICAL SERVICES	7,500.00
740400	69,000.00
AUDIT	69,000.00
740500	2,200,090.31
ECONOMIC DEVELOPMENT	2,200,090.31
740502	1,035,900.32
CENTRAL APPRAISAL DISTRICT	1,035,900.32
740512	144,490.88
PROFESSIONAL SERVICES	144,490.88
740570	39,811.30
ADVERTISING	39,811.30
740640	101,773.16
CONTRACT SERVICES	101,773.16
740680	31,702.72
MEMBERSHIP/ASSOCIATION DUES	31,702.72
750600	7,681.30
CAPITAL OUTLAY-VEHICLES	7,681.30
730410	(2.59)
INVOICE TOLERANCE*	(2.59)
3220	46,571.52
ALTERNATE DISPUTE RESOLUTION	46,571.52
740512	46,571.52
PROFESSIONAL SERVICES	46,571.52
3230	132,029.90
DEPARTMENT OF PUBLIC SAFETY	132,029.90
710110	87,705.03
SALARY/REGULAR	87,705.03
720100	6,492.03
SOCIAL SECURITY	6,492.03
720110	26,918.00
EMPLOYEE INSURANCE	26,918.00
720120	10,878.84
RETIREMENT	10,878.84
720140	36.00
STATE UNEMPLOYMENT TAX	36.00
3240	5,189.71
HISTORICAL COMMISSION	5,189.71
740512	5,189.71
PROFESSIONAL SERVICES	5,189.71
3250	15,511.01
CHILD WELFARE	15,511.01
710120	1,120.00
SALARY/OTHER	1,120.00
730160	4,822.81
CLOTHING	4,822.81
740560	954.36
TRANSPORTATION	954.36
740770	7,950.00
ALLOWANCE	7,950.00

740627	663.84
TELEPHONE-RESTRICTED	663.84
3300	499,334.88
PURCHASING AGENT	499,334.88
710100	69,211.25
SALARY/OFFICIAL-DEPARTMENT HEAD	69,211.25
710110	285,049.50
SALARY/REGULAR	285,049.50
710120	-
SALARY/OTHER	-
720100	26,214.17
SOCIAL SECURITY	26,214.17
720110	70,267.97
EMPLOYEE INSURANCE	70,267.97
720120	44,023.78
RETIREMENT	44,023.78
720140	197.56
STATE UNEMPLOYMENT TAX	197.56
730100	1,982.97
OFFICE SUPPLIES	1,982.97
740140	258.95
VEHICLE MAINTENANCE	258.95
740510	536.89
PROFESSIONAL DEVELOPMENT	536.89
740530	455.88
MOBILE PHONE AND DATA	455.88
740540	1,140.94
TRAVEL EXPENSE	1,140.94
790100	(4.98)
REIMBURSEMENTS CLEARING	(4.98)
3400	1,118,555.62
COUNTY AUDITOR	1,118,555.62
710100	73,230.74
SALARY/OFFICIAL-DEPARTMENT HEAD	73,230.74
710110	702,342.47
SALARY/REGULAR	702,342.47
710130	559.02
SALARY/OVERTIME	559.02
720100	57,407.80
SOCIAL SECURITY	57,407.80
720110	160,569.42
EMPLOYEE INSURANCE	160,569.42
720120	96,271.74
RETIREMENT	96,271.74
720140	1,063.23
STATE UNEMPLOYMENT TAX	1,063.23
730100	6,320.95
OFFICE SUPPLIES	6,320.95
730110	8.94
POSTAGE	8.94
730240	42.62
FUEL	42.62
740140	87.58
VEHICLE MAINTENANCE	87.58

740510	2,055.00
PROFESSIONAL DEVELOPMENT	2,055.00
740530	601.65
MOBILE PHONE AND DATA	601.65
740540	357.00
TRAVEL EXPENSE	357.00
740640	9,500.00
CONTRACT SERVICES	9,500.00
740660	7,838.46
EQUIPMENT RENTAL	7,838.46
740680	299.00
MEMBERSHIP/ASSOCIATION DUES	299.00
790100	-
REIMBURSEMENTS CLEARING	-
3500	187,786.15
BUDGET OFFICE	187,786.15
710100	61,057.73
SALARY/OFFICIAL-DEPARTMENT HEAD	61,057.73
710110	73,808.83
SALARY/REGULAR	73,808.83
710140	446.73
SALARY/CELL PHONE ALLOWANCE	446.73
720100	10,118.42
SOCIAL SECURITY	10,118.42
720110	21,412.96
EMPLOYEE INSURANCE	21,412.96
720120	16,801.28
RETIREMENT	16,801.28
720140	106.00
STATE UNEMPLOYMENT TAX	106.00
730100	679.11
OFFICE SUPPLIES	679.11
740510	855.00
PROFESSIONAL DEVELOPMENT	855.00
740530	265.93
MOBILE PHONE AND DATA	265.93
740660	2,114.16
EQUIPMENT RENTAL	2,114.16
740680	120.00
MEMBERSHIP/ASSOCIATION DUES	120.00
3600	379,392.89
COUNTY TREASURER	379,392.89
710100	69,611.48
SALARY/OFFICIAL-DEPARTMENT HEAD	69,611.48
710110	189,430.09
SALARY/REGULAR	189,430.09
710130	924.43
SALARY/OVERTIME	924.43
720100	19,110.42
SOCIAL SECURITY	19,110.42
720110	54,977.88
EMPLOYEE INSURANCE	54,977.88
720120	32,249.03
RETIREMENT	32,249.03

720140	399.20
STATE UNEMPLOYMENT TAX	399.20
730100	3,088.84
OFFICE SUPPLIES	3,088.84
740510	1,780.00
PROFESSIONAL DEVELOPMENT	1,780.00
740540	870.66
TRAVEL EXPENSE	870.66
740640	6,233.87
CONTRACT SERVICES	6,233.87
740660	696.99
EQUIPMENT RENTAL	696.99
740680	20.00
MEMBERSHIP/ASSOCIATION DUES	20.00
3700	2,312,983.63
TAX ASSESSOR/COLLECTOR	2,312,983.63
710100	75,339.18
SALARY/OFFICIAL-DEPARTMENT HEAD	75,339.18
710110	1,393,567.09
SALARY/REGULAR	1,393,567.09
710130	19,774.05
SALARY/OVERTIME	19,774.05
710140	446.73
SALARY/CELL PHONE ALLOWANCE	446.73
720100	109,885.32
SOCIAL SECURITY	109,885.32
720110	407,126.24
EMPLOYEE INSURANCE	407,126.24
720120	184,716.16
RETIREMENT	184,716.16
720140	1,949.97
STATE UNEMPLOYMENT TAX	1,949.97
730100	19,820.72
OFFICE SUPPLIES	19,820.72
730210	5,793.59
DATA PROCESSING SUPPLIES	5,793.59
740140	544.75
VEHICLE MAINTENANCE	544.75
740510	3,970.00
PROFESSIONAL DEVELOPMENT	3,970.00
740540	965.16
TRAVEL EXPENSE	965.16
740580	39,700.77
PRINTING	39,700.77
740640	45,710.41
CONTRACT SERVICES	45,710.41
740660	83.49
EQUIPMENT RENTAL	83.49
740680	3,590.00
MEMBERSHIP/ASSOCIATION DUES	3,590.00
790100	-
REIMBURSEMENTS CLEARING	-
3701	7,102.53
TAC SPECIAL INVENTORY TAX	7,102.53

740540	7,102.53
TRAVEL EXPENSE	7,102.53
4000	990,342.34
ENVIRONMENTAL HEALTH	990,342.34
710100	57,255.11
SALARY/OFFICIAL-DEPARTMENT HEAD	57,255.11
710110	628,226.11
SALARY/REGULAR	628,226.11
710120	-
SALARY/OTHER	-
720100	50,044.16
SOCIAL SECURITY	50,044.16
720110	141,319.50
EMPLOYEE INSURANCE	141,319.50
720120	85,044.35
RETIREMENT	85,044.35
720140	188.42
STATE UNEMPLOYMENT TAX	188.42
730100	3,957.39
OFFICE SUPPLIES	3,957.39
730120	586.00
BOOK SUPPLEMENTS	586.00
730240	2,433.94
FUEL	2,433.94
730310	423.69
UNIFORMS	423.69
730370	44.00
PERIODICALS	44.00
740140	822.17
VEHICLE MAINTENANCE	822.17
740510	398.00
PROFESSIONAL DEVELOPMENT	398.00
740528	7,019.00
PROFESSIONAL SERVICES-STORMWATER	7,019.00
740530	6,216.43
MOBILE PHONE AND DATA	6,216.43
740540	1,876.77
TRAVEL EXPENSE	1,876.77
740580	1,021.70
PRINTING	1,021.70
740660	3,245.60
EQUIPMENT RENTAL	3,245.60
740680	220.00
MEMBERSHIP/ASSOCIATION DUES	220.00
4001	278,221.98
PERMITS	278,221.98
710100	61,697.29
SALARY/OFFICIAL-DEPARTMENT HEAD	61,697.29
710110	123,976.27
SALARY/REGULAR	123,976.27
710140	428.27
SALARY/CELL PHONE ALLOWANCE	428.27
720100	13,622.17
SOCIAL SECURITY	13,622.17

720110	47,194.68
EMPLOYEE INSURANCE	47,194.68
720120	23,108.84
RETIREMENT	23,108.84
720140	223.74
STATE UNEMPLOYMENT TAX	223.74
730100	4,452.06
OFFICE SUPPLIES	4,452.06
740540	53.82
TRAVEL EXPENSE	53.82
740660	3,264.84
EQUIPMENT RENTAL	3,264.84
740680	200.00
MEMBERSHIP/ASSOCIATION DUES	200.00
4100	2,425,264.86
ANIMAL SERVICES	2,425,264.86
710100	61,520.98
SALARY/OFFICIAL-DEPARTMENT HEAD	61,520.98
710110	970,751.69
SALARY/REGULAR	970,751.69
710130	50,268.63
SALARY/OVERTIME	50,268.63
710140	3,239.33
SALARY/CELL PHONE ALLOWANCE	3,239.33
720100	81,009.10
SOCIAL SECURITY	81,009.10
720110	308,878.68
EMPLOYEE INSURANCE	308,878.68
720120	134,676.70
RETIREMENT	134,676.70
720140	2,070.96
STATE UNEMPLOYMENT TAX	2,070.96
730100	91,907.89
OFFICE SUPPLIES	91,907.89
730140	3,367.03
JANITOR SUPPLIES	3,367.03
730220	1,123.40
REPLACEMENTS	1,123.40
730240	34,726.75
FUEL	34,726.75
730250	2,565.43
SHOP SUPPLIES	2,565.43
730260	13,728.81
VEHICLE SUPPLIES	13,728.81
730280	32,744.14
CANINE EXPENSES	32,744.14
730290	45,640.00
SPAY/NEUTER PROGRAM EXPENSE	45,640.00
730310	-
UNIFORMS	-
730390	215,649.14
MEDICAL SUPPLIES	215,649.14
740140	12,646.21
VEHICLE MAINTENANCE	12,646.21

740410	255.00
TOLLS	255.00
740510	2,255.90
PROFESSIONAL DEVELOPMENT	2,255.90
740512	30,523.89
PROFESSIONAL SERVICES	30,523.89
740530	4,673.53
MOBILE PHONE AND DATA	4,673.53
740540	5,011.71
TRAVEL EXPENSE	5,011.71
740580	665.37
PRINTING	665.37
740640	3,660.00
CONTRACT SERVICES	3,660.00
740660	15,879.10
EQUIPMENT RENTAL	15,879.10
750400	293,000.00
CAPITAL OUTLAY-FURNITURE FIXTURES AND EQUIPMENT	293,000.00
730410	255.00
INVOICE TOLERANCE*	255.00
740145	2,570.49
EQUIPMENT MAINTENANCE/REPAIR	2,570.49
4200	1,065,627.25
FORENSIC SERVICES	1,065,627.25
710100	139,934.41
SALARY/OFFICIAL-DEPARTMENT HEAD	139,934.41
710110	403,483.67
SALARY/REGULAR	403,483.67
710120	-
SALARY/OTHER	-
710130	15,742.34
SALARY/OVERTIME	15,742.34
720100	30,372.14
SOCIAL SECURITY	30,372.14
720110	67,295.00
EMPLOYEE INSURANCE	67,295.00
720120	69,439.67
RETIREMENT	69,439.67
720140	90.00
STATE UNEMPLOYMENT TAX	90.00
730100	2,986.01
OFFICE SUPPLIES	2,986.01
730110	1,148.06
POSTAGE	1,148.06
730220	1,517.42
REPLACEMENTS	1,517.42
730240	570.96
FUEL	570.96
730310	1,269.12
UNIFORMS	1,269.12
730390	27,235.17
MEDICAL SUPPLIES	27,235.17
740420	984.00
COURIER SERVICE	984.00

740510	250.00
PROFESSIONAL DEVELOPMENT	250.00
740512	359.55
PROFESSIONAL SERVICES	359.55
740530	1,169.67
MOBILE PHONE AND DATA	1,169.67
740540	1,551.56
TRAVEL EXPENSE	1,551.56
740560	127,195.00
TRANSPORTATION	127,195.00
740640	168,455.47
CONTRACT SERVICES	168,455.47
740656	3,298.03
RENT AND LEASES	3,298.03
740680	1,280.00
MEMBERSHIP/ASSOCIATION DUES	1,280.00
4300	75,125.47
MCCD-COUNTY APPROPRIATIONS (CDBG)	75,125.47
710100	56,173.07
SALARY/OFFICIAL-DEPARTMENT HEAD	56,173.07
710140	446.73
SALARY/CELL PHONE ALLOWANCE	446.73
720100	4,471.34
SOCIAL SECURITY	4,471.34
720110	6,729.50
EMPLOYEE INSURANCE	6,729.50
720120	7,023.12
RETIREMENT	7,023.12
720140	9.00
STATE UNEMPLOYMENT TAX	9.00
730100	98.71
OFFICE SUPPLIES	98.71
740680	174.00
MEMBERSHIP/ASSOCIATION DUES	174.00
4400	452,463.54
CONVENTION CENTER	452,463.54
710100	53,736.84
SALARY/OFFICIAL-DEPARTMENT HEAD	53,736.84
710110	157,676.28
SALARY/REGULAR	157,676.28
710120	-
SALARY/OTHER	-
710130	1,164.44
SALARY/OVERTIME	1,164.44
720100	15,890.73
SOCIAL SECURITY	15,890.73
720110	59,341.04
EMPLOYEE INSURANCE	59,341.04
720120	26,599.60
RETIREMENT	26,599.60
720140	239.41
STATE UNEMPLOYMENT TAX	239.41
730100	272.10
OFFICE SUPPLIES	272.10

730140	19,427.05
JANITOR SUPPLIES	19,427.05
730220	3,833.69
REPLACEMENTS	3,833.69
730240	3,512.01
FUEL	3,512.01
730250	2,351.64
SHOP SUPPLIES	2,351.64
730260	1,351.20
VEHICLE SUPPLIES	1,351.20
730310	708.59
UNIFORMS	708.59
730350	3,359.92
AGRICULTURE SUPPLIES	3,359.92
730370	68.00
PERIODICALS	68.00
730380	3,899.97
AUDIO/VISUAL SUPPLIES	3,899.97
740140	943.51
VEHICLE MAINTENANCE	943.51
740150	23,885.88
LANDSCAPE MAINTENANCE	23,885.88
740510	2,507.58
PROFESSIONAL DEVELOPMENT	2,507.58
740530	2,093.47
MOBILE PHONE AND DATA	2,093.47
740540	398.54
TRAVEL EXPENSE	398.54
740570	2,000.00
ADVERTISING	2,000.00
740640	63,204.37
CONTRACT SERVICES	63,204.37
740660	3,087.68
EQUIPMENT RENTAL	3,087.68
740680	910.00
MEMBERSHIP/ASSOCIATION DUES	910.00
790100	-
REIMBURSEMENTS CLEARING	-
4500	4,435,821.94
MEMORIAL LIBRARY	4,435,821.94
710100	71,016.22
SALARY/OFFICIAL-DEPARTMENT HEAD	71,016.22
710110	2,715,641.68
SALARY/REGULAR	2,715,641.68
710130	24.99
SALARY/OVERTIME	24.99
720100	207,732.04
SOCIAL SECURITY	207,732.04
720110	794,989.89
EMPLOYEE INSURANCE	794,989.89
720120	345,730.08
RETIREMENT	345,730.08
720140	3,704.31
STATE UNEMPLOYMENT TAX	3,704.31

730100	14,552.81
OFFICE SUPPLIES	14,552.81
730210	13,095.25
DATA PROCESSING SUPPLIES	13,095.25
730220	2,049.69
REPLACEMENTS	2,049.69
730240	3,206.43
FUEL	3,206.43
730300	2,076.89
COMMUNITY AWARENESS SUPPLIES	2,076.89
730320	126.99
IT HARDWARE	126.99
730370	24,813.79
PERIODICALS	24,813.79
730380	83,850.22
AUDIO/VISUAL SUPPLIES	83,850.22
740140	1,087.19
VEHICLE MAINTENANCE	1,087.19
740510	374.00
PROFESSIONAL DEVELOPMENT	374.00
740512	6,656.34
PROFESSIONAL SERVICES	6,656.34
740530	250.92
MOBILE PHONE AND DATA	250.92
740540	756.20
TRAVEL EXPENSE	756.20
740550	20,309.14
SAFETY PROGRAM	20,309.14
740580	46.00
PRINTING	46.00
740640	11,796.02
CONTRACT SERVICES	11,796.02
740660	6,288.96
EQUIPMENT RENTAL	6,288.96
740680	65,000.00
MEMBERSHIP/ASSOCIATION DUES	65,000.00
740700	-
INSURANCE/BOND PREMIUMS	-
750700	40,645.89
CAPITAL OUTLAY-BOOKS	40,645.89
4600	335,068.86
EXTENSION AGENTS	335,068.86
710110	117,979.38
SALARY/REGULAR	117,979.38
710120	97,003.56
SALARY/OTHER	97,003.56
710130	357.75
SALARY/OVERTIME	357.75
720100	16,161.01
SOCIAL SECURITY	16,161.01
720110	65,012.12
EMPLOYEE INSURANCE	65,012.12
720120	15,867.93
RETIREMENT	15,867.93

720140	527.59
STATE UNEMPLOYMENT TAX	527.59
730100	2,771.02
OFFICE SUPPLIES	2,771.02
730370	174.75
PERIODICALS	174.75
740510	550.00
PROFESSIONAL DEVELOPMENT	550.00
740530	669.48
MOBILE PHONE AND DATA	669.48
740540	7,672.18
TRAVEL EXPENSE	7,672.18
740580	28.00
PRINTING	28.00
740640	630.00
CONTRACT SERVICES	630.00
740660	8,709.93
EQUIPMENT RENTAL	8,709.93
740680	1,280.00
MEMBERSHIP/ASSOCIATION DUES	1,280.00
790100	(325.84)
REIMBURSEMENTS CLEARING	(325.84)
5000	330,421.16
AIRPORT	330,421.16
710100	55,336.57
SALARY/OFFICIAL-DEPARTMENT HEAD	55,336.57
710110	160,178.28
SALARY/REGULAR	160,178.28
710130	85.77
SALARY/OVERTIME	85.77
710140	223.37
SALARY/CELL PHONE ALLOWANCE	223.37
720100	16,014.33
SOCIAL SECURITY	16,014.33
720110	46,648.80
EMPLOYEE INSURANCE	46,648.80
720120	26,770.46
RETIREMENT	26,770.46
720140	141.70
STATE UNEMPLOYMENT TAX	141.70
730100	215.02
OFFICE SUPPLIES	215.02
730220	8,129.46
REPLACEMENTS	8,129.46
730230	1,923.06
MARINE/AIR EXPENSE	1,923.06
730240	3,466.61
FUEL	3,466.61
730310	91.98
UNIFORMS	91.98
740140	276.90
VEHICLE MAINTENANCE	276.90
740150	4,017.00
LANDSCAPE MAINTENANCE	4,017.00

740420	13.67
COURIER SERVICE	13.67
740512	2,209.76
PROFESSIONAL SERVICES	2,209.76
740528	200.00
PROFESSIONAL SERVICES-STORMWATER	200.00
740530	807.54
MOBILE PHONE AND DATA	807.54
740540	1,092.50
TRAVEL EXPENSE	1,092.50
740580	47.58
PRINTING	47.58
740660	1,381.80
EQUIPMENT RENTAL	1,381.80
740680	1,254.00
MEMBERSHIP/ASSOCIATION DUES	1,254.00
790100	(105.00)
REIMBURSEMENTS CLEARING	(105.00)
5050	165,599.56
CUSTOMS	165,599.56
740512	165,599.56
PROFESSIONAL SERVICES	165,599.56
5100	6,350,693.61
DISTRICT ATTORNEY	6,350,693.61
710100	19,116.15
SALARY/OFFICIAL-DEPARTMENT HEAD	19,116.15
710110	4,141,055.90
SALARY/REGULAR	4,141,055.90
710120	-
SALARY/OTHER	-
710130	86,524.41
SALARY/OVERTIME	86,524.41
710140	446.73
SALARY/CELL PHONE ALLOWANCE	446.73
710150	105,791.74
SALARY/SPECIAL PAY	105,791.74
720100	324,617.86
SOCIAL SECURITY	324,617.86
720110	675,510.85
EMPLOYEE INSURANCE	675,510.85
720120	540,817.56
RETIREMENT	540,817.56
720140	2,107.24
STATE UNEMPLOYMENT TAX	2,107.24
730100	28,553.00
OFFICE SUPPLIES	28,553.00
730240	26,369.39
FUEL	26,369.39
730310	2,746.25
UNIFORMS	2,746.25
730330	10,953.84
IT SOFTWARE	10,953.84
740140	7,329.20
VEHICLE MAINTENANCE	7,329.20

740160	30,834.81
SPECIAL INVESTIGATION	30,834.81
740420	171.17
COURIER SERVICE	171.17
740460	431.67
INVESTIGATOR	431.67
740478	20,562.50
EXPERT WITNESS-PSYCHIATRIC EVALUATION	20,562.50
740484	1,896.74
COURT REPORTER TRANSCRIPT	1,896.74
740504	1,026.30
ONLINE SERVICES	1,026.30
740510	16,969.16
PROFESSIONAL DEVELOPMENT	16,969.16
740512	23,463.19
PROFESSIONAL SERVICES	23,463.19
740530	19,341.51
MOBILE PHONE AND DATA	19,341.51
740540	20,964.72
TRAVEL EXPENSE	20,964.72
740640	44,261.39
CONTRACT SERVICES	44,261.39
740660	52,511.16
EQUIPMENT RENTAL	52,511.16
740680	4,815.00
MEMBERSHIP/ASSOCIATION DUES	4,815.00
740692	50.00
DA WITNESS EXPENSE	50.00
740694	107.94
FOOD SERVICE	107.94
740750	92,553.50
REMODEL	92,553.50
790100	(9,542.22)
REIMBURSEMENTS CLEARING	(9,542.22)
730101	311.77
FOOD SUPPLIES	311.77
790900	58,023.18
CARRYOVER FROM PREVIOUS YEAR	58,023.18
5101	8,991.57
DISTRICT ATTORNEY STATE FUNDS	8,991.57
710150	6,524.60
SALARY/SPECIAL PAY	6,524.60
720100	490.38
SOCIAL SECURITY	490.38
720110	1,164.80
EMPLOYEE INSURANCE	1,164.80
720120	811.03
RETIREMENT	811.03
720140	0.76
STATE UNEMPLOYMENT TAX	0.76
5200	476,745.64
OFFICE OF HOMELAND SECURITY & EMERGENCY MANAGEMENT	476,745.64
710100	68,812.52
SALARY/OFFICIAL-DEPARTMENT HEAD	68,812.52

710110	200,615.13
SALARY/REGULAR	200,615.13
710130	1,669.38
SALARY/OVERTIME	1,669.38
720100	19,870.65
SOCIAL SECURITY	19,870.65
720110	47,026.74
EMPLOYEE INSURANCE	47,026.74
720120	33,564.89
RETIREMENT	33,564.89
720140	463.10
STATE UNEMPLOYMENT TAX	463.10
730100	2,030.74
OFFICE SUPPLIES	2,030.74
730140	(1,011.89)
JANITOR SUPPLIES	(1,011.89)
730240	7,731.77
FUEL	7,731.77
730250	1,066.43
SHOP SUPPLIES	1,066.43
730310	174.29
UNIFORMS	174.29
740140	7,337.51
VEHICLE MAINTENANCE	7,337.51
740510	75.00
PROFESSIONAL DEVELOPMENT	75.00
740530	3,024.74
MOBILE PHONE AND DATA	3,024.74
740540	79.73
TRAVEL EXPENSE	79.73
740640	630.00
CONTRACT SERVICES	630.00
740656	72,000.00
RENT AND LEASES	72,000.00
740660	2,874.48
EQUIPMENT RENTAL	2,874.48
750600	7,688.20
CAPITAL OUTLAY-VEHICLES	7,688.20
790100	(293.68)
REIMBURSEMENTS CLEARING	(293.68)
790900	1,315.91
CARRYOVER FROM PREVIOUS YEAR	1,315.91
5300	512,826.77
FIRE MARSHAL - INVESTIGATIONS	512,826.77
710100	66,778.95
SALARY/OFFICIAL-DEPARTMENT HEAD	66,778.95
710110	252,055.38
SALARY/REGULAR	252,055.38
710130	25,882.36
SALARY/OVERTIME	25,882.36
710150	9,438.00
SALARY/SPECIAL PAY	9,438.00
720100	26,463.09
SOCIAL SECURITY	26,463.09

720110	47,101.34
EMPLOYEE INSURANCE	47,101.34
720120	43,668.18
RETIREMENT	43,668.18
720140	245.64
STATE UNEMPLOYMENT TAX	245.64
730100	112.00
OFFICE SUPPLIES	112.00
730240	8,057.04
FUEL	8,057.04
730250	2,228.36
SHOP SUPPLIES	2,228.36
730270	3,775.97
LAW ENFORCEMENT SPECIFIC SUPPLIES	3,775.97
730280	1,210.97
CANINE EXPENSES	1,210.97
730310	967.36
UNIFORMS	967.36
740140	10,520.15
VEHICLE MAINTENANCE	10,520.15
740510	295.00
PROFESSIONAL DEVELOPMENT	295.00
740530	3,100.76
MOBILE PHONE AND DATA	3,100.76
740540	1,652.46
TRAVEL EXPENSE	1,652.46
740660	1,016.05
EQUIPMENT RENTAL	1,016.05
740680	605.74
MEMBERSHIP/ASSOCIATION DUES	605.74
750600	7,681.30
CAPITAL OUTLAY-VEHICLES	7,681.30
790100	(29.33)
REIMBURSEMENTS CLEARING	(29.33)
5301	527,591.35
FIRE MARSHAL - INSPECTIONS	527,591.35
710110	344,969.21
SALARY/REGULAR	344,969.21
710130	1,606.82
SALARY/OVERTIME	1,606.82
720100	25,428.24
SOCIAL SECURITY	25,428.24
720110	63,535.89
EMPLOYEE INSURANCE	63,535.89
720120	43,000.08
RETIREMENT	43,000.08
720140	431.57
STATE UNEMPLOYMENT TAX	431.57
730100	394.93
OFFICE SUPPLIES	394.93
730240	17,157.82
FUEL	17,157.82
730250	3,811.00
SHOP SUPPLIES	3,811.00

730270	6,429.38
LAW ENFORCEMENT SPECIFIC SUPPLIES	6,429.38
740110	4,491.43
IT SOFTWARE MAINTENANCE	4,491.43
740140	3,778.79
VEHICLE MAINTENANCE	3,778.79
740504	357.81
ONLINE SERVICES	357.81
740510	2,154.25
PROFESSIONAL DEVELOPMENT	2,154.25
740530	6,199.06
MOBILE PHONE AND DATA	6,199.06
740540	1,366.20
TRAVEL EXPENSE	1,366.20
740660	2,108.88
EQUIPMENT RENTAL	2,108.88
740680	369.99
MEMBERSHIP/ASSOCIATION DUES	369.99
5400	1,068,535.84
JUVENILE PROBATION-ADMINISTRATIVE	1,068,535.84
710100	75,912.49
SALARY/OFFICIAL-DEPARTMENT HEAD	75,912.49
710110	637,069.25
SALARY/REGULAR	637,069.25
710130	4,784.59
SALARY/OVERTIME	4,784.59
710140	446.73
SALARY/CELL PHONE ALLOWANCE	446.73
720100	53,218.80
SOCIAL SECURITY	53,218.80
720110	188,208.43
EMPLOYEE INSURANCE	188,208.43
720120	89,111.72
RETIREMENT	89,111.72
720140	1,248.25
STATE UNEMPLOYMENT TAX	1,248.25
730100	1,403.56
OFFICE SUPPLIES	1,403.56
740140	50.56
VEHICLE MAINTENANCE	50.56
740518	(1,550.00)
PROFESSIONAL SERVICES-POLYGRAPH	(1,550.00)
740540	70.97
TRAVEL EXPENSE	70.97
740660	18,760.49
EQUIPMENT RENTAL	18,760.49
740790	(200.00)
ELECTRONIC MONITORING	(200.00)
5401	1,798,533.10
JUVENILE PROBATION-DETENTION	1,798,533.10
710110	1,147,906.07
SALARY/REGULAR	1,147,906.07
710130	27,335.24
SALARY/OVERTIME	27,335.24

710140	446.73
SALARY/CELL PHONE ALLOWANCE	446.73
720100	87,954.56
SOCIAL SECURITY	87,954.56
720110	319,327.83
EMPLOYEE INSURANCE	319,327.83
720120	145,788.46
RETIREMENT	145,788.46
720140	3,301.95
STATE UNEMPLOYMENT TAX	3,301.95
730100	2,356.09
OFFICE SUPPLIES	2,356.09
730140	6,394.25
JANITOR SUPPLIES	6,394.25
730160	3,179.37
CLOTHING	3,179.37
730220	15,876.59
REPLACEMENTS	15,876.59
730310	617.16
UNIFORMS	617.16
740120	15,000.00
MEDICAL SERVICES	15,000.00
740140	1,322.55
VEHICLE MAINTENANCE	1,322.55
740512	6,400.00
PROFESSIONAL SERVICES	6,400.00
740660	114.90
EQUIPMENT RENTAL	114.90
730101	15,211.35
FOOD SUPPLIES	15,211.35
5402	684.38
JUVENILE PROBATION-LOCAL	684.38
730100	669.40
OFFICE SUPPLIES	669.40
740694	14.98
FOOD SERVICE	14.98
5500	1,911,529.56
ADULT PROBATION	1,911,529.56
710100	75,275.92
SALARY/OFFICIAL-DEPARTMENT HEAD	75,275.92
710110	1,507,224.31
SALARY/REGULAR	1,507,224.31
710120	-
SALARY/OTHER	-
710130	2,222.00
SALARY/OVERTIME	2,222.00
710140	5,360.78
SALARY/CELL PHONE ALLOWANCE	5,360.78
720100	114,731.24
SOCIAL SECURITY	114,731.24
720120	197,289.74
RETIREMENT	197,289.74
720140	1,834.10
STATE UNEMPLOYMENT TAX	1,834.10

730100	933.22
OFFICE SUPPLIES	933.22
740640	5,104.50
CONTRACT SERVICES	5,104.50
740660	56.77
EQUIPMENT RENTAL	56.77
740100	1,496.98
IT HARDWARE MAINTENANCE	1,496.98
5600	75,490.84
COMMISSIONS	75,490.84
730100	640.00
OFFICE SUPPLIES	640.00
730220	934.50
REPLACEMENTS	934.50
730270	36,451.57
LAW ENFORCEMENT SPECIFIC SUPPLIES	36,451.57
730310	1,124.54
UNIFORMS	1,124.54
740512	1,307.23
PROFESSIONAL SERVICES	1,307.23
740656	716.00
RENT AND LEASES	716.00
740660	1,570.00
EQUIPMENT RENTAL	1,570.00
750600	32,747.00
CAPITAL OUTLAY-VEHICLES	32,747.00
5602	5,196.63
LEOSE	5,196.63
740510	3,794.50
PROFESSIONAL DEVELOPMENT	3,794.50
740540	1,402.13
TRAVEL EXPENSE	1,402.13
6000	1,119,463.27
SHERIFF	1,119,463.27
710100	85,075.18
SALARY/OFFICIAL-DEPARTMENT HEAD	85,075.18
710110	704,837.72
SALARY/REGULAR	704,837.72
710130	60,075.98
SALARY/OVERTIME	60,075.98
720100	61,833.89
SOCIAL SECURITY	61,833.89
720110	87,798.25
EMPLOYEE INSURANCE	87,798.25
720120	105,542.63
RETIREMENT	105,542.63
720140	91.05
STATE UNEMPLOYMENT TAX	91.05
730100	1,171.00
OFFICE SUPPLIES	1,171.00
740510	1,525.00
PROFESSIONAL DEVELOPMENT	1,525.00
740530	5,472.90
MOBILE PHONE AND DATA	5,472.90

740540	2,534.85
TRAVEL EXPENSE	2,534.85
740580	11.91
PRINTING	11.91
740660	3,492.42
EQUIPMENT RENTAL	3,492.42
740260	0.49
INTEREST ON CREDIT CARDS	0.49
6100	171,910.54
SHERIFF HOMELAND SECURITY	171,910.54
710110	108,750.07
SALARY/REGULAR	108,750.07
710130	9,807.06
SALARY/OVERTIME	9,807.06
720100	8,866.45
SOCIAL SECURITY	8,866.45
720110	20,944.19
EMPLOYEE INSURANCE	20,944.19
720120	14,704.94
RETIREMENT	14,704.94
720140	27.00
STATE UNEMPLOYMENT TAX	27.00
730100	1,199.24
OFFICE SUPPLIES	1,199.24
730220	4,579.32
REPLACEMENTS	4,579.32
740530	2,935.91
MOBILE PHONE AND DATA	2,935.91
740580	43.36
PRINTING	43.36
740640	53.00
CONTRACT SERVICES	53.00
6101	1,179,231.38
SHERIFF COURTHOUSE SECURITY	1,179,231.38
710110	832,552.23
SALARY/REGULAR	832,552.23
710130	3,945.83
SALARY/OVERTIME	3,945.83
720100	61,593.02
SOCIAL SECURITY	61,593.02
720110	169,638.69
EMPLOYEE INSURANCE	169,638.69
720120	103,975.79
RETIREMENT	103,975.79
720140	361.51
STATE UNEMPLOYMENT TAX	361.51
730270	53.94
LAW ENFORCEMENT SPECIFIC SUPPLIES	53.94
740510	1,600.00
PROFESSIONAL DEVELOPMENT	1,600.00
740540	1,980.20
TRAVEL EXPENSE	1,980.20
740640	2,027.77
CONTRACT SERVICES	2,027.77

740660	1,502.40
EQUIPMENT RENTAL	1,502.40
6200	(1,049.47)
SHERIFF CID	(1,049.47)
710110	(768.30)
SALARY/REGULAR	(768.30)
720100	(58.64)
SOCIAL SECURITY	(58.64)
720110	(128.23)
EMPLOYEE INSURANCE	(128.23)
720120	(94.30)
RETIREMENT	(94.30)
6201	1,447,994.27
SHERIFF HOMICIDE VIOLENT CRIME	1,447,994.27
710110	958,094.75
SALARY/REGULAR	958,094.75
710130	72,560.36
SALARY/OVERTIME	72,560.36
720100	76,484.77
SOCIAL SECURITY	76,484.77
720110	179,254.44
EMPLOYEE INSURANCE	179,254.44
720120	127,842.49
RETIREMENT	127,842.49
720140	221.97
STATE UNEMPLOYMENT TAX	221.97
730100	4,121.73
OFFICE SUPPLIES	4,121.73
740510	10,870.00
PROFESSIONAL DEVELOPMENT	10,870.00
740530	6,811.44
MOBILE PHONE AND DATA	6,811.44
740540	5,810.18
TRAVEL EXPENSE	5,810.18
740580	681.25
PRINTING	681.25
740640	216.00
CONTRACT SERVICES	216.00
740660	5,024.89
EQUIPMENT RENTAL	5,024.89
6202	955,964.77
SHERIFF ORGANIZED CRIME	955,964.77
710110	644,727.07
SALARY/REGULAR	644,727.07
710130	19,761.71
SALARY/OVERTIME	19,761.71
710150	3,025.00
SALARY/SPECIAL PAY	3,025.00
720100	49,787.95
SOCIAL SECURITY	49,787.95
720110	118,077.68
EMPLOYEE INSURANCE	118,077.68
720120	82,818.56
RETIREMENT	82,818.56

720140	648.00
STATE UNEMPLOYMENT TAX	648.00
730270	413.12
LAW ENFORCEMENT SPECIFIC SUPPLIES	413.12
740504	2,881.00
ONLINE SERVICES	2,881.00
740530	6,956.68
MOBILE PHONE AND DATA	6,956.68
740540	1,285.14
TRAVEL EXPENSE	1,285.14
740580	252.08
PRINTING	252.08
740640	4,095.70
CONTRACT SERVICES	4,095.70
740656	17,640.00
RENT AND LEASES	17,640.00
740660	3,595.08
EQUIPMENT RENTAL	3,595.08
6300	80,329.55
SHERIFF PATROL	80,329.55
710110	44,169.34
SALARY/REGULAR	44,169.34
710130	10,181.13
SALARY/OVERTIME	10,181.13
720100	4,043.09
SOCIAL SECURITY	4,043.09
720110	6,729.50
EMPLOYEE INSURANCE	6,729.50
720120	6,737.20
RETIREMENT	6,737.20
720140	9.00
STATE UNEMPLOYMENT TAX	9.00
730270	8,270.34
LAW ENFORCEMENT SPECIFIC SUPPLIES	8,270.34
740530	189.95
MOBILE PHONE AND DATA	189.95
6301	5,537,172.54
SHERIFF PATROL EAST	5,537,172.54
710110	3,739,672.40
SALARY/REGULAR	3,739,672.40
710130	109,203.42
SALARY/OVERTIME	109,203.42
710150	8,421.00
SALARY/SPECIAL PAY	8,421.00
720100	286,900.81
SOCIAL SECURITY	286,900.81
720110	839,153.59
EMPLOYEE INSURANCE	839,153.59
720120	478,370.21
RETIREMENT	478,370.21
720140	3,342.15
STATE UNEMPLOYMENT TAX	3,342.15
730100	4,603.89
OFFICE SUPPLIES	4,603.89

730130	-
ESTRAY EXPENSE	-
730240	10,110.00
FUEL	10,110.00
730270	5,844.72
LAW ENFORCEMENT SPECIFIC SUPPLIES	5,844.72
740512	117.00
PROFESSIONAL SERVICES	117.00
740530	27,378.21
MOBILE PHONE AND DATA	27,378.21
740540	385.50
TRAVEL EXPENSE	385.50
740580	2,851.76
PRINTING	2,851.76
740660	15,422.88
EQUIPMENT RENTAL	15,422.88
750600	5,395.00
CAPITAL OUTLAY-VEHICLES	5,395.00
6302	4,285,761.86
SHERIFF PATROL WEST	4,285,761.86
710110	2,863,705.24
SALARY/REGULAR	2,863,705.24
710130	94,009.34
SALARY/OVERTIME	94,009.34
710150	4,086.00
SALARY/SPECIAL PAY	4,086.00
720100	219,332.43
SOCIAL SECURITY	219,332.43
720110	613,377.81
EMPLOYEE INSURANCE	613,377.81
720120	367,246.90
RETIREMENT	367,246.90
720140	554.79
STATE UNEMPLOYMENT TAX	554.79
730100	3,129.51
OFFICE SUPPLIES	3,129.51
730130	22,935.86
ESTRAY EXPENSE	22,935.86
730240	13,687.22
FUEL	13,687.22
730270	4,653.97
LAW ENFORCEMENT SPECIFIC SUPPLIES	4,653.97
740510	6,640.00
PROFESSIONAL DEVELOPMENT	6,640.00
740512	50.00
PROFESSIONAL SERVICES	50.00
740530	21,619.08
MOBILE PHONE AND DATA	21,619.08
740540	2,127.40
TRAVEL EXPENSE	2,127.40
740580	2,369.01
PRINTING	2,369.01
740640	53.00
CONTRACT SERVICES	53.00

740660	11,387.30
EQUIPMENT RENTAL	11,387.30
750500	34,797.00
CAPITAL OUTLAY-INTANGIBLES	34,797.00
6303	5,143,701.80
SHERIFF PATROL SOUTH	5,143,701.80
710110	3,285,405.30
SALARY/REGULAR	3,285,405.30
710130	297,418.38
SALARY/OVERTIME	297,418.38
710150	3,630.00
SALARY/SPECIAL PAY	3,630.00
720100	265,739.18
SOCIAL SECURITY	265,739.18
720110	703,943.05
EMPLOYEE INSURANCE	703,943.05
720120	444,803.75
RETIREMENT	444,803.75
720140	1,248.03
STATE UNEMPLOYMENT TAX	1,248.03
730100	1,346.57
OFFICE SUPPLIES	1,346.57
730240	9,627.07
FUEL	9,627.07
730270	37,659.58
LAW ENFORCEMENT SPECIFIC SUPPLIES	37,659.58
740510	825.00
PROFESSIONAL DEVELOPMENT	825.00
740512	12.50
PROFESSIONAL SERVICES	12.50
740530	23,355.50
MOBILE PHONE AND DATA	23,355.50
740580	722.79
PRINTING	722.79
740660	7,302.48
EQUIPMENT RENTAL	7,302.48
750600	60,662.62
CAPITAL OUTLAY-VEHICLES	60,662.62
6401	2,280,648.08
SHERIFF DISPATCH	2,280,648.08
710110	1,445,974.16
SALARY/REGULAR	1,445,974.16
710130	102,109.66
SALARY/OVERTIME	102,109.66
720100	115,267.49
SOCIAL SECURITY	115,267.49
720110	408,916.87
EMPLOYEE INSURANCE	408,916.87
720120	192,016.57
RETIREMENT	192,016.57
720140	1,739.63
STATE UNEMPLOYMENT TAX	1,739.63
730100	4,616.02
OFFICE SUPPLIES	4,616.02

730320	3,161.06
IT HARDWARE	3,161.06
740510	2,767.00
PROFESSIONAL DEVELOPMENT	2,767.00
740530	1,315.78
MOBILE PHONE AND DATA	1,315.78
740660	2,763.84
EQUIPMENT RENTAL	2,763.84
6402	1,161,051.69
SHERIFF CRIME LAB	1,161,051.69
710110	682,212.47
SALARY/REGULAR	682,212.47
710130	26,058.86
SALARY/OVERTIME	26,058.86
720100	52,763.07
SOCIAL SECURITY	52,763.07
720110	145,164.21
EMPLOYEE INSURANCE	145,164.21
720120	87,850.23
RETIREMENT	87,850.23
720140	485.25
STATE UNEMPLOYMENT TAX	485.25
730100	5,533.70
OFFICE SUPPLIES	5,533.70
730220	200.00
REPLACEMENTS	200.00
730270	16,477.15
LAW ENFORCEMENT SPECIFIC SUPPLIES	16,477.15
740110	102,099.04
IT SOFTWARE MAINTENANCE	102,099.04
740390	11,977.00
FORENSIC SERVICES-RESTRICTED	11,977.00
740510	5,069.00
PROFESSIONAL DEVELOPMENT	5,069.00
740512	6,810.00
PROFESSIONAL SERVICES	6,810.00
740530	3,515.36
MOBILE PHONE AND DATA	3,515.36
740540	10,636.72
TRAVEL EXPENSE	10,636.72
740640	1,376.44
CONTRACT SERVICES	1,376.44
740660	3,682.56
EQUIPMENT RENTAL	3,682.56
790100	(859.37)
REIMBURSEMENTS CLEARING	(859.37)
6403	1,383,009.44
SHERIFF FLEET	1,383,009.44
710110	231,523.49
SALARY/REGULAR	231,523.49
710130	10,051.20
SALARY/OVERTIME	10,051.20
710150	200.00
SALARY/SPECIAL PAY	200.00

720100	18,206.76
SOCIAL SECURITY	18,206.76
720110	57,245.50
EMPLOYEE INSURANCE	57,245.50
720120	29,982.07
RETIREMENT	29,982.07
720140	395.55
STATE UNEMPLOYMENT TAX	395.55
730100	828.88
OFFICE SUPPLIES	828.88
730220	13,291.85
REPLACEMENTS	13,291.85
730240	520,912.17
FUEL	520,912.17
730250	9,905.81
SHOP SUPPLIES	9,905.81
730260	282,187.00
VEHICLE SUPPLIES	282,187.00
740110	2,278.42
IT SOFTWARE MAINTENANCE	2,278.42
740140	18,457.47
VEHICLE MAINTENANCE	18,457.47
740510	695.80
PROFESSIONAL DEVELOPMENT	695.80
740512	2,308.50
PROFESSIONAL SERVICES	2,308.50
740530	793.07
MOBILE PHONE AND DATA	793.07
740640	2,687.26
CONTRACT SERVICES	2,687.26
740660	874.44
EQUIPMENT RENTAL	874.44
750400	7,300.00
CAPITAL OUTLAY-FURNITURE FIXTURES AND EQUIPMENT	7,300.00
750600	172,884.20
CAPITAL OUTLAY-VEHICLES	172,884.20
6404	646,435.52
WARRANTS	646,435.52
710110	404,932.25
SALARY/REGULAR	404,932.25
710130	6,975.41
SALARY/OVERTIME	6,975.41
710150	243.00
SALARY/SPECIAL PAY	243.00
720100	30,389.32
SOCIAL SECURITY	30,389.32
720110	135,057.21
EMPLOYEE INSURANCE	135,057.21
720120	51,391.03
RETIREMENT	51,391.03
720140	683.10
STATE UNEMPLOYMENT TAX	683.10
730100	3,125.77
OFFICE SUPPLIES	3,125.77

740510	1,350.00
PROFESSIONAL DEVELOPMENT	1,350.00
740530	1,310.05
MOBILE PHONE AND DATA	1,310.05
740540	952.20
TRAVEL EXPENSE	952.20
740580	1,434.66
PRINTING	1,434.66
740660	8,591.52
EQUIPMENT RENTAL	8,591.52
6405	598,113.65
SHERIFF RADIO	598,113.65
710110	254,402.81
SALARY/REGULAR	254,402.81
710130	7,331.51
SALARY/OVERTIME	7,331.51
720100	19,473.39
SOCIAL SECURITY	19,473.39
720110	65,581.42
EMPLOYEE INSURANCE	65,581.42
720120	32,471.33
RETIREMENT	32,471.33
720140	324.00
STATE UNEMPLOYMENT TAX	324.00
730100	712.69
OFFICE SUPPLIES	712.69
730220	2,744.43
REPLACEMENTS	2,744.43
730250	12,643.61
SHOP SUPPLIES	12,643.61
730270	30,175.00
LAW ENFORCEMENT SPECIFIC SUPPLIES	30,175.00
740504	7,560.00
ONLINE SERVICES	7,560.00
740512	2,912.78
PROFESSIONAL SERVICES	2,912.78
740530	1,748.51
MOBILE PHONE AND DATA	1,748.51
740540	2,047.72
TRAVEL EXPENSE	2,047.72
740640	43,948.71
CONTRACT SERVICES	43,948.71
740660	114,035.74
EQUIPMENT RENTAL	114,035.74
6406	401,005.64
SHERIFF RTCC	401,005.64
710110	233,525.28
SALARY/REGULAR	233,525.28
710130	769.77
SALARY/OVERTIME	769.77
720100	17,210.06
SOCIAL SECURITY	17,210.06
720110	57,244.84
EMPLOYEE INSURANCE	57,244.84

720120	29,063.50
RETIREMENT	29,063.50
720140	(94.62)
STATE UNEMPLOYMENT TAX	(94.62)
730100	186.31
OFFICE SUPPLIES	186.31
730320	475.54
IT HARDWARE	475.54
740504	58,228.67
ONLINE SERVICES	58,228.67
740510	1,220.00
PROFESSIONAL DEVELOPMENT	1,220.00
740530	971.95
MOBILE PHONE AND DATA	971.95
740540	(280.50)
TRAVEL EXPENSE	(280.50)
740660	2,484.84
EQUIPMENT RENTAL	2,484.84
6407	758,059.86
SHERIFF ACADEMY	758,059.86
710110	344,727.88
SALARY/REGULAR	344,727.88
710130	20,326.92
SALARY/OVERTIME	20,326.92
720100	27,296.11
SOCIAL SECURITY	27,296.11
720110	59,517.40
EMPLOYEE INSURANCE	59,517.40
720120	45,257.51
RETIREMENT	45,257.51
720140	81.00
STATE UNEMPLOYMENT TAX	81.00
730100	2,216.52
OFFICE SUPPLIES	2,216.52
730270	2,617.12
LAW ENFORCEMENT SPECIFIC SUPPLIES	2,617.12
730310	120,052.11
UNIFORMS	120,052.11
740504	55,521.00
ONLINE SERVICES	55,521.00
740510	43,850.00
PROFESSIONAL DEVELOPMENT	43,850.00
740530	1,723.08
MOBILE PHONE AND DATA	1,723.08
740540	1,401.00
TRAVEL EXPENSE	1,401.00
740580	90.00
PRINTING	90.00
740660	9,228.60
EQUIPMENT RENTAL	9,228.60
730101	207.43
FOOD SUPPLIES	207.43
730360	23,946.18
ARMORY EXPENSE	23,946.18

6408	672,210.90
SHERIFF MAINTENANCE	672,210.90
710110	247,877.54
SALARY/REGULAR	247,877.54
710130	2,266.61
SALARY/OVERTIME	2,266.61
720100	18,320.65
SOCIAL SECURITY	18,320.65
720110	61,963.74
EMPLOYEE INSURANCE	61,963.74
720120	31,042.33
RETIREMENT	31,042.33
720140	186.83
STATE UNEMPLOYMENT TAX	186.83
730100	183.81
OFFICE SUPPLIES	183.81
730220	71,634.19
REPLACEMENTS	71,634.19
730250	9,059.46
SHOP SUPPLIES	9,059.46
740512	66,541.10
PROFESSIONAL SERVICES	66,541.10
740530	1,683.65
MOBILE PHONE AND DATA	1,683.65
740640	52,967.48
CONTRACT SERVICES	52,967.48
740660	6,997.94
EQUIPMENT RENTAL	6,997.94
750300	47,470.00
CAPITAL OUTLAY-BUILDING	47,470.00
750400	29,605.25
CAPITAL OUTLAY-FURNITURE FIXTURES AND EQUIPMENT	29,605.25
790100	(4.95)
REIMBURSEMENTS CLEARING	(4.95)
740625	24,415.27
REFUSE COLLECTION	24,415.27
6500	760,590.68
SHERIFF ADMINISTRATIVE	760,590.68
710110	475,705.77
SALARY/REGULAR	475,705.77
710130	23,787.45
SALARY/OVERTIME	23,787.45
720100	37,434.45
SOCIAL SECURITY	37,434.45
720110	92,995.20
EMPLOYEE INSURANCE	92,995.20
720120	61,957.60
RETIREMENT	61,957.60
720140	201.01
STATE UNEMPLOYMENT TAX	201.01
730100	672.18
OFFICE SUPPLIES	672.18
740420	753.24
COURIER SERVICE	753.24

740504	12,575.00
ONLINE SERVICES	12,575.00
740510	1,985.00
PROFESSIONAL DEVELOPMENT	1,985.00
740512	30,258.39
PROFESSIONAL SERVICES	30,258.39
740530	3,433.54
MOBILE PHONE AND DATA	3,433.54
740540	405.49
TRAVEL EXPENSE	405.49
740570	830.00
ADVERTISING	830.00
740580	727.16
PRINTING	727.16
740660	8,970.24
EQUIPMENT RENTAL	8,970.24
740680	7,919.00
MEMBERSHIP/ASSOCIATION DUES	7,919.00
790100	(20.04)
REIMBURSEMENTS CLEARING	(20.04)
6501	325,936.73
SHERIFF INTERNAL AFFAIRS	325,936.73
710110	230,877.19
SALARY/REGULAR	230,877.19
710130	6,591.67
SALARY/OVERTIME	6,591.67
720100	17,575.32
SOCIAL SECURITY	17,575.32
720110	33,647.50
EMPLOYEE INSURANCE	33,647.50
720120	29,453.50
RETIREMENT	29,453.50
720140	48.42
STATE UNEMPLOYMENT TAX	48.42
730100	895.50
OFFICE SUPPLIES	895.50
740510	1,795.00
PROFESSIONAL DEVELOPMENT	1,795.00
740512	239.20
PROFESSIONAL SERVICES	239.20
740530	1,005.20
MOBILE PHONE AND DATA	1,005.20
740540	1,815.59
TRAVEL EXPENSE	1,815.59
740580	70.00
PRINTING	70.00
740660	1,922.64
EQUIPMENT RENTAL	1,922.64
6503	63,327.80
SHERIFF IT	63,327.80
710110	34,192.39
SALARY/REGULAR	34,192.39
720100	2,564.63
SOCIAL SECURITY	2,564.63

720110	6,729.50
EMPLOYEE INSURANCE	6,729.50
720120	4,241.20
RETIREMENT	4,241.20
720140	9.00
STATE UNEMPLOYMENT TAX	9.00
730100	14.98
OFFICE SUPPLIES	14.98
730320	7,796.77
IT HARDWARE	7,796.77
730330	1,504.17
IT SOFTWARE	1,504.17
740504	6,205.31
ONLINE SERVICES	6,205.31
740530	69.85
MOBILE PHONE AND DATA	69.85
6601	13,218,639.14
SHERIFF JAIL	13,218,639.14
710110	6,028,905.66
SALARY/REGULAR	6,028,905.66
710130	310,624.07
SALARY/OVERTIME	310,624.07
710150	7,752.00
SALARY/SPECIAL PAY	7,752.00
720100	473,121.58
SOCIAL SECURITY	473,121.58
720110	1,655,044.41
EMPLOYEE INSURANCE	1,655,044.41
720120	781,449.46
RETIREMENT	781,449.46
720140	8,192.52
STATE UNEMPLOYMENT TAX	8,192.52
730100	16,857.35
OFFICE SUPPLIES	16,857.35
730140	31,370.25
JANITOR SUPPLIES	31,370.25
730220	10,844.61
REPLACEMENTS	10,844.61
730270	2,517.74
LAW ENFORCEMENT SPECIFIC SUPPLIES	2,517.74
730390	1,109.96
MEDICAL SUPPLIES	1,109.96
740120	3,172,892.21
MEDICAL SERVICES	3,172,892.21
740190	-
RX CLAIMS	-
740510	11,800.00
PROFESSIONAL DEVELOPMENT	11,800.00
740512	1,470.00
PROFESSIONAL SERVICES	1,470.00
740530	8,689.95
MOBILE PHONE AND DATA	8,689.95
740540	1,449.09
TRAVEL EXPENSE	1,449.09

740560	30,284.55
TRANSPORTATION	30,284.55
740580	1,465.75
PRINTING	1,465.75
740626	55,089.59
TELEPHONE-INMATE SERVICES	55,089.59
740660	30,364.56
EQUIPMENT RENTAL	30,364.56
740694	613,688.51
FOOD SERVICE	613,688.51
790100	(36,344.68)
REIMBURSEMENTS CLEARING	(36,344.68)
7100	2,759,235.67
CONSTABLE PRECINCT 1	2,759,235.67
710100	66,778.47
SALARY/OFFICIAL-DEPARTMENT HEAD	66,778.47
710110	1,632,547.81
SALARY/REGULAR	1,632,547.81
710130	90,822.31
SALARY/OVERTIME	90,822.31
710140	9,471.00
SALARY/CELL PHONE ALLOWANCE	9,471.00
710150	5,550.00
SALARY/SPECIAL PAY	5,550.00
720100	134,218.24
SOCIAL SECURITY	134,218.24
720110	316,743.44
EMPLOYEE INSURANCE	316,743.44
720120	223,897.82
RETIREMENT	223,897.82
720140	1,278.02
STATE UNEMPLOYMENT TAX	1,278.02
730100	8,278.48
OFFICE SUPPLIES	8,278.48
730220	650.00
REPLACEMENTS	650.00
730230	11,121.81
MARINE/AIR EXPENSE	11,121.81
730240	93,829.95
FUEL	93,829.95
730260	2,698.29
VEHICLE SUPPLIES	2,698.29
730262	4,240.67
RADIO SUPPLIES	4,240.67
730270	35,859.65
LAW ENFORCEMENT SPECIFIC SUPPLIES	35,859.65
730280	1,626.95
CANINE EXPENSES	1,626.95
730310	8,486.05
UNIFORMS	8,486.05
730320	4,469.98
IT HARDWARE	4,469.98
740140	23,034.30
VEHICLE MAINTENANCE	23,034.30

740410	3.92
TOLLS	3.92
740504	932.60
ONLINE SERVICES	932.60
740510	19,009.33
PROFESSIONAL DEVELOPMENT	19,009.33
740512	17,012.70
PROFESSIONAL SERVICES	17,012.70
740518	400.00
PROFESSIONAL SERVICES-POLYGRAPH	400.00
740530	15,138.83
MOBILE PHONE AND DATA	15,138.83
740540	418.50
TRAVEL EXPENSE	418.50
740580	117.67
PRINTING	117.67
740640	202.00
CONTRACT SERVICES	202.00
740660	5,965.87
EQUIPMENT RENTAL	5,965.87
740680	95.00
MEMBERSHIP/ASSOCIATION DUES	95.00
740145	24,336.01
EQUIPMENT MAINTENANCE/REPAIR	24,336.01
7200	1,367,026.53
CONSTABLE PRECINCT 2	1,367,026.53
710100	66,778.47
SALARY/OFFICIAL-DEPARTMENT HEAD	66,778.47
710110	730,910.45
SALARY/REGULAR	730,910.45
710120	4,684.19
SALARY/OTHER	4,684.19
710130	62,919.02
SALARY/OVERTIME	62,919.02
710150	726.00
SALARY/SPECIAL PAY	726.00
720100	64,935.09
SOCIAL SECURITY	64,935.09
720110	141,127.93
EMPLOYEE INSURANCE	141,127.93
720120	108,109.84
RETIREMENT	108,109.84
720140	684.29
STATE UNEMPLOYMENT TAX	684.29
730100	4,926.20
OFFICE SUPPLIES	4,926.20
730120	80.75
BOOK SUPPLEMENTS	80.75
730240	30,141.68
FUEL	30,141.68
730260	1,039.46
VEHICLE SUPPLIES	1,039.46
730262	211.80
RADIO SUPPLIES	211.80

730270	38,641.17
LAW ENFORCEMENT SPECIFIC SUPPLIES	38,641.17
730310	7,885.96
UNIFORMS	7,885.96
730320	5,739.43
IT HARDWARE	5,739.43
730370	78.00
PERIODICALS	78.00
740140	6,036.07
VEHICLE MAINTENANCE	6,036.07
740410	40.93
TOLLS	40.93
740420	6.61
COURIER SERVICE	6.61
740504	1,710.52
ONLINE SERVICES	1,710.52
740510	984.15
PROFESSIONAL DEVELOPMENT	984.15
740530	11,711.48
MOBILE PHONE AND DATA	11,711.48
740540	1,459.98
TRAVEL EXPENSE	1,459.98
740580	1,082.00
PRINTING	1,082.00
740640	2,552.72
CONTRACT SERVICES	2,552.72
740660	2,305.17
EQUIPMENT RENTAL	2,305.17
740680	795.00
MEMBERSHIP/ASSOCIATION DUES	795.00
750400	855.90
CAPITAL OUTLAY-FURNITURE FIXTURES AND EQUIPMENT	855.90
750600	57,840.90
CAPITAL OUTLAY-VEHICLES	57,840.90
740260	2.29
INTEREST ON CREDIT CARDS	2.29
740100	177.00
IT HARDWARE MAINTENANCE	177.00
730360	9,846.08
ARMORY EXPENSE	9,846.08
7300	3,279,232.51
CONSTABLE PRECINCT 3	3,279,232.51
710100	66,778.47
SALARY/OFFICIAL-DEPARTMENT HEAD	66,778.47
710110	2,035,410.87
SALARY/REGULAR	2,035,410.87
710130	62,985.44
SALARY/OVERTIME	62,985.44
710150	10,497.00
SALARY/SPECIAL PAY	10,497.00
720100	162,246.42
SOCIAL SECURITY	162,246.42
720110	392,844.74
EMPLOYEE INSURANCE	392,844.74

720120	269,874.38
RETIREMENT	269,874.38
720140	2,060.63
STATE UNEMPLOYMENT TAX	2,060.63
730100	2,085.50
OFFICE SUPPLIES	2,085.50
730240	111,603.46
FUEL	111,603.46
730260	12,526.11
VEHICLE SUPPLIES	12,526.11
730270	30,626.30
LAW ENFORCEMENT SPECIFIC SUPPLIES	30,626.30
730280	2,611.74
CANINE EXPENSES	2,611.74
730310	25,678.90
UNIFORMS	25,678.90
730330	6,957.60
IT SOFTWARE	6,957.60
740140	36,234.43
VEHICLE MAINTENANCE	36,234.43
740504	2,970.00
ONLINE SERVICES	2,970.00
740510	6,312.00
PROFESSIONAL DEVELOPMENT	6,312.00
740512	1,070.70
PROFESSIONAL SERVICES	1,070.70
740530	28,046.85
MOBILE PHONE AND DATA	28,046.85
740540	3,328.80
TRAVEL EXPENSE	3,328.80
740580	1,210.00
PRINTING	1,210.00
740660	4,595.42
EQUIPMENT RENTAL	4,595.42
740680	655.00
MEMBERSHIP/ASSOCIATION DUES	655.00
740970	21.75
FREIGHT AND HANDLING	21.75
7400	2,454,765.09
CONSTABLE PRECINCT 4	2,454,765.09
710100	66,778.47
SALARY/OFFICIAL-DEPARTMENT HEAD	66,778.47
710110	1,415,997.68
SALARY/REGULAR	1,415,997.68
710130	123,541.11
SALARY/OVERTIME	123,541.11
710140	110.76
SALARY/CELL PHONE ALLOWANCE	110.76
710150	10,872.00
SALARY/SPECIAL PAY	10,872.00
720100	120,468.01
SOCIAL SECURITY	120,468.01
720110	283,814.14
EMPLOYEE INSURANCE	283,814.14

720120	200,639.58
RETIREMENT	200,639.58
720140	1,209.28
STATE UNEMPLOYMENT TAX	1,209.28
730220	702.80
REPLACEMENTS	702.80
730240	74,967.50
FUEL	74,967.50
730270	30,389.51
LAW ENFORCEMENT SPECIFIC SUPPLIES	30,389.51
730280	824.35
CANINE EXPENSES	824.35
730310	17,262.91
UNIFORMS	17,262.91
740140	19,575.27
VEHICLE MAINTENANCE	19,575.27
740510	5,910.00
PROFESSIONAL DEVELOPMENT	5,910.00
740512	270.85
PROFESSIONAL SERVICES	270.85
740530	15,314.98
MOBILE PHONE AND DATA	15,314.98
740540	3,704.61
TRAVEL EXPENSE	3,704.61
740580	70.00
PRINTING	70.00
740656	7,775.00
RENT AND LEASES	7,775.00
740660	11,747.52
EQUIPMENT RENTAL	11,747.52
750300	5,760.00
CAPITAL OUTLAY-BUILDING	5,760.00
750400	14,043.96
CAPITAL OUTLAY-FURNITURE FIXTURES AND EQUIPMENT	14,043.96
750600	23,043.90
CAPITAL OUTLAY-VEHICLES	23,043.90
790100	(29.10)
REIMBURSEMENTS CLEARING	(29.10)
7500	2,351,496.80
CONSTABLE PRECINCT 5	2,351,496.80
710100	66,778.47
SALARY/OFFICIAL-DEPARTMENT HEAD	66,778.47
710110	1,436,522.02
SALARY/REGULAR	1,436,522.02
710130	84,496.49
SALARY/OVERTIME	84,496.49
710140	5,039.58
SALARY/CELL PHONE ALLOWANCE	5,039.58
710150	12,204.00
SALARY/SPECIAL PAY	12,204.00
720100	119,434.82
SOCIAL SECURITY	119,434.82
720110	303,692.03
EMPLOYEE INSURANCE	303,692.03

720120	199,046.13
RETIREMENT	199,046.13
720140	1,395.68
STATE UNEMPLOYMENT TAX	1,395.68
730100	1,502.61
OFFICE SUPPLIES	1,502.61
730240	23,303.75
FUEL	23,303.75
730250	119.25
SHOP SUPPLIES	119.25
730270	12,356.16
LAW ENFORCEMENT SPECIFIC SUPPLIES	12,356.16
730280	840.84
CANINE EXPENSES	840.84
730310	3,098.92
UNIFORMS	3,098.92
730320	3,602.91
IT HARDWARE	3,602.91
740140	12,160.50
VEHICLE MAINTENANCE	12,160.50
740510	4,380.00
PROFESSIONAL DEVELOPMENT	4,380.00
740512	2,672.70
PROFESSIONAL SERVICES	2,672.70
740530	11,989.91
MOBILE PHONE AND DATA	11,989.91
740540	1,257.00
TRAVEL EXPENSE	1,257.00
740580	253.04
PRINTING	253.04
740640	2,975.00
CONTRACT SERVICES	2,975.00
740660	3,510.99
EQUIPMENT RENTAL	3,510.99
740680	1,335.00
MEMBERSHIP/ASSOCIATION DUES	1,335.00
750600	37,529.00
CAPITAL OUTLAY-VEHICLES	37,529.00
8100	353,354.14
COURT OPERATIONS	353,354.14
710110	57,432.16
SALARY/REGULAR	57,432.16
720100	4,371.70
SOCIAL SECURITY	4,371.70
720110	7,032.02
EMPLOYEE INSURANCE	7,032.02
720120	7,140.45
RETIREMENT	7,140.45
720140	354.16
STATE UNEMPLOYMENT TAX	354.16
740170	132,672.00
PETIT JURORS	132,672.00
740524	9,456.37
PROFESSIONAL SERVICES-INTERPRETER	9,456.37

740540	3,332.61
TRAVEL EXPENSE	3,332.61
740640	45,086.43
CONTRACT SERVICES	45,086.43
740690	78,575.47
COURT COST	78,575.47
740692	112.93
DA WITNESS EXPENSE	112.93
740694	7,787.84
FOOD SERVICE	7,787.84
8101	2,826,729.98
INDIGENT DEFENSE- CRIMINAL	2,826,729.98
740270	2,358,584.72
APPOINTED ATTORNEY	2,358,584.72
740290	2,759.40
OTHER LITIGATION-APPOINTED ATTORNEY	2,759.40
740310	200.00
APPOINTED ATTORNEY-CIVIL	200.00
740370	88,750.80
APPOINTED ATTORNEY-JUVENILE	88,750.80
740460	124,312.54
INVESTIGATOR	124,312.54
740470	178,885.75
EXPERT WITNESS	178,885.75
740484	57,585.33
COURT REPORTER TRANSCRIPT	57,585.33
740512	3,000.00
PROFESSIONAL SERVICES	3,000.00
740524	12,651.44
PROFESSIONAL SERVICES-INTERPRETER	12,651.44
740740	-
BANK SERVICE CHARGES	-
8102	496,555.32
INDIGENT DEFENSE- CIVIL	496,555.32
740290	312.01
OTHER LITIGATION-APPOINTED ATTORNEY	312.01
740310	473,247.07
APPOINTED ATTORNEY-CIVIL	473,247.07
740484	20,211.24
COURT REPORTER TRANSCRIPT	20,211.24
740524	2,785.00
PROFESSIONAL SERVICES-INTERPRETER	2,785.00
8103	619,005.35
OFFICE OF COURT ADMIN	619,005.35
710100	60,626.45
SALARY/OFFICIAL-DEPARTMENT HEAD	60,626.45
710110	330,685.71
SALARY/REGULAR	330,685.71
710130	57,870.24
SALARY/OVERTIME	57,870.24
720100	29,685.89
SOCIAL SECURITY	29,685.89
720110	75,298.74
EMPLOYEE INSURANCE	75,298.74

720120	55,721.45
RETIREMENT	55,721.45
720140	169.61
STATE UNEMPLOYMENT TAX	169.61
730100	3,290.66
OFFICE SUPPLIES	3,290.66
730310	90.97
UNIFORMS	90.97
740510	1,635.00
PROFESSIONAL DEVELOPMENT	1,635.00
740530	1,420.88
MOBILE PHONE AND DATA	1,420.88
740660	2,332.08
EQUIPMENT RENTAL	2,332.08
740680	150.00
MEMBERSHIP/ASSOCIATION DUES	150.00
740694	18.99
FOOD SERVICE	18.99
740260	8.68
INTEREST ON CREDIT CARDS	8.68
8210	260,479.31
COUNTY COURT AT LAW 1	260,479.31
710100	92,332.44
SALARY/OFFICIAL-DEPARTMENT HEAD	92,332.44
710110	101,728.96
SALARY/REGULAR	101,728.96
720100	11,728.14
SOCIAL SECURITY	11,728.14
720110	26,918.00
EMPLOYEE INSURANCE	26,918.00
720120	24,071.18
RETIREMENT	24,071.18
720140	27.00
STATE UNEMPLOYMENT TAX	27.00
730100	580.88
OFFICE SUPPLIES	580.88
740530	37.99
MOBILE PHONE AND DATA	37.99
740640	3,054.72
CONTRACT SERVICES	3,054.72
8220	442,926.07
COUNTY COURT AT LAW 2	442,926.07
710100	88,423.05
SALARY/OFFICIAL-DEPARTMENT HEAD	88,423.05
710110	242,609.99
SALARY/REGULAR	242,609.99
710130	(633.20)
SALARY/OVERTIME	(633.20)
720100	21,980.79
SOCIAL SECURITY	21,980.79
720110	47,106.50
EMPLOYEE INSURANCE	47,106.50
720120	40,984.70
RETIREMENT	40,984.70

720140	63.00
STATE UNEMPLOYMENT TAX	63.00
730100	377.40
OFFICE SUPPLIES	377.40
740660	2,013.84
EQUIPMENT RENTAL	2,013.84
8230	404,120.36
COUNTY COURT AT LAW 3	404,120.36
710100	73,065.37
SALARY/OFFICIAL-DEPARTMENT HEAD	73,065.37
710110	224,276.30
SALARY/REGULAR	224,276.30
720100	21,363.35
SOCIAL SECURITY	21,363.35
720110	40,377.00
EMPLOYEE INSURANCE	40,377.00
720120	36,870.69
RETIREMENT	36,870.69
720140	45.00
STATE UNEMPLOYMENT TAX	45.00
730100	620.87
OFFICE SUPPLIES	620.87
740510	3,500.00
PROFESSIONAL DEVELOPMENT	3,500.00
740640	60.00
CONTRACT SERVICES	60.00
740660	3,847.26
EQUIPMENT RENTAL	3,847.26
740694	96.99
FOOD SERVICE	96.99
790100	(2.47)
REIMBURSEMENTS CLEARING	(2.47)
8240	263,910.95
COUNTY COURT AT LAW 4	263,910.95
710100	92,332.44
SALARY/OFFICIAL-DEPARTMENT HEAD	92,332.44
710110	104,389.68
SALARY/REGULAR	104,389.68
720100	12,007.76
SOCIAL SECURITY	12,007.76
720110	26,912.84
EMPLOYEE INSURANCE	26,912.84
720120	24,401.23
RETIREMENT	24,401.23
720140	27.00
STATE UNEMPLOYMENT TAX	27.00
730100	847.32
OFFICE SUPPLIES	847.32
740640	2,992.68
CONTRACT SERVICES	2,992.68
8250	257,261.79
COUNTY COURT AT LAW 5	257,261.79
710100	92,332.44
SALARY/OFFICIAL-DEPARTMENT HEAD	92,332.44

710110	99,567.68
SALARY/REGULAR	99,567.68
720100	11,718.61
SOCIAL SECURITY	11,718.61
720110	26,918.00
EMPLOYEE INSURANCE	26,918.00
720120	23,803.18
RETIREMENT	23,803.18
720140	27.00
STATE UNEMPLOYMENT TAX	27.00
740540	307.68
TRAVEL EXPENSE	307.68
740656	2,587.20
RENT AND LEASES	2,587.20
8310	176,344.10
9TH DISTRICT COURT	176,344.10
710100	5,524.98
SALARY/OFFICIAL-DEPARTMENT HEAD	5,524.98
710110	113,253.13
SALARY/REGULAR	113,253.13
710140	446.73
SALARY/CELL PHONE ALLOWANCE	446.73
720100	8,925.56
SOCIAL SECURITY	8,925.56
720110	26,829.72
EMPLOYEE INSURANCE	26,829.72
720120	14,790.57
RETIREMENT	14,790.57
720140	27.00
STATE UNEMPLOYMENT TAX	27.00
730100	2,373.29
OFFICE SUPPLIES	2,373.29
740510	150.00
PROFESSIONAL DEVELOPMENT	150.00
740660	4,269.46
EQUIPMENT RENTAL	4,269.46
790100	(246.34)
REIMBURSEMENTS CLEARING	(246.34)
8320	175,227.48
221ST DISTRICT COURT	175,227.48
710100	5,524.98
SALARY/OFFICIAL-DEPARTMENT HEAD	5,524.98
710110	115,400.20
SALARY/REGULAR	115,400.20
720100	9,075.65
SOCIAL SECURITY	9,075.65
720110	26,217.49
EMPLOYEE INSURANCE	26,217.49
720120	14,998.21
RETIREMENT	14,998.21
720140	270.00
STATE UNEMPLOYMENT TAX	270.00
730100	620.37
OFFICE SUPPLIES	620.37

740530	-
MOBILE PHONE AND DATA	-
740640	101.35
CONTRACT SERVICES	101.35
740656	2,912.35
RENT AND LEASES	2,912.35
740694	106.88
FOOD SERVICE	106.88
8330	321,491.56
284TH DISTRICT COURT	321,491.56
710100	5,524.98
SALARY/OFFICIAL-DEPARTMENT HEAD	5,524.98
710110	224,539.07
SALARY/REGULAR	224,539.07
720100	17,250.68
SOCIAL SECURITY	17,250.68
720110	40,799.85
EMPLOYEE INSURANCE	40,799.85
720120	28,536.43
RETIREMENT	28,536.43
720140	297.00
STATE UNEMPLOYMENT TAX	297.00
730100	2,305.82
OFFICE SUPPLIES	2,305.82
740510	150.00
PROFESSIONAL DEVELOPMENT	150.00
740640	2,087.73
CONTRACT SERVICES	2,087.73
8340	210,435.41
359TH DISTRICT COURT	210,435.41
710100	5,524.98
SALARY/OFFICIAL-DEPARTMENT HEAD	5,524.98
710110	141,401.29
SALARY/REGULAR	141,401.29
720100	10,969.95
SOCIAL SECURITY	10,969.95
720110	26,829.72
EMPLOYEE INSURANCE	26,829.72
720120	18,226.52
RETIREMENT	18,226.52
720140	304.88
STATE UNEMPLOYMENT TAX	304.88
730100	214.40
OFFICE SUPPLIES	214.40
740510	75.00
PROFESSIONAL DEVELOPMENT	75.00
740530	304.59
MOBILE PHONE AND DATA	304.59
740540	318.00
TRAVEL EXPENSE	318.00
740640	5,940.26
CONTRACT SERVICES	5,940.26
740660	175.82
EQUIPMENT RENTAL	175.82

740680	150.00
MEMBERSHIP/ASSOCIATION DUES	150.00
8350	322,665.77
410th DISTRICT COURT	322,665.77
710100	5,524.98
SALARY/OFFICIAL-DEPARTMENT HEAD	5,524.98
710110	227,360.26
SALARY/REGULAR	227,360.26
710130	52.49
SALARY/OVERTIME	52.49
720100	17,301.64
SOCIAL SECURITY	17,301.64
720110	38,104.34
EMPLOYEE INSURANCE	38,104.34
720120	28,888.25
RETIREMENT	28,888.25
720140	234.14
STATE UNEMPLOYMENT TAX	234.14
730100	2,006.15
OFFICE SUPPLIES	2,006.15
740510	150.00
PROFESSIONAL DEVELOPMENT	150.00
740656	671.98
RENT AND LEASES	671.98
740660	2,296.54
EQUIPMENT RENTAL	2,296.54
740680	75.00
MEMBERSHIP/ASSOCIATION DUES	75.00
8360	329,218.28
418TH DISTRICT COURT	329,218.28
710100	5,524.98
SALARY/OFFICIAL-DEPARTMENT HEAD	5,524.98
710110	233,013.25
SALARY/REGULAR	233,013.25
720100	17,766.38
SOCIAL SECURITY	17,766.38
720110	40,286.14
EMPLOYEE INSURANCE	40,286.14
720120	29,590.15
RETIREMENT	29,590.15
720140	45.00
STATE UNEMPLOYMENT TAX	45.00
730100	2,745.39
OFFICE SUPPLIES	2,745.39
740660	88.20
EQUIPMENT RENTAL	88.20
740694	158.79
FOOD SERVICE	158.79
8370	177,362.71
435TH DISTRICT COURT	177,362.71
710100	7,024.98
SALARY/OFFICIAL-DEPARTMENT HEAD	7,024.98
710110	110,271.27
SALARY/REGULAR	110,271.27

710130	233.65
SALARY/OVERTIME	233.65
720100	8,637.29
SOCIAL SECURITY	8,637.29
720110	27,441.94
EMPLOYEE INSURANCE	27,441.94
720120	14,578.59
RETIREMENT	14,578.59
720140	27.00
STATE UNEMPLOYMENT TAX	27.00
730100	3,873.67
OFFICE SUPPLIES	3,873.67
740510	65.00
PROFESSIONAL DEVELOPMENT	65.00
740530	113.97
MOBILE PHONE AND DATA	113.97
740640	-
CONTRACT SERVICES	-
740656	4,416.90
RENT AND LEASES	4,416.90
740694	678.45
FOOD SERVICE	678.45
8401	218,678.06
DRUG COURT	218,678.06
710100	37,022.56
SALARY/OFFICIAL-DEPARTMENT HEAD	37,022.56
710110	49,309.84
SALARY/REGULAR	49,309.84
720100	6,393.68
SOCIAL SECURITY	6,393.68
720110	20,188.50
EMPLOYEE INSURANCE	20,188.50
720120	10,708.57
RETIREMENT	10,708.57
720140	27.00
STATE UNEMPLOYMENT TAX	27.00
730100	3,332.57
OFFICE SUPPLIES	3,332.57
740512	48,681.00
PROFESSIONAL SERVICES	48,681.00
740516	42,814.34
PROFESSIONAL SERVICES-URINALYSIS	42,814.34
740145	200.00
EQUIPMENT MAINTENANCE/REPAIR	200.00
8402	115,389.95
DRUG COURT-DWI COURT	115,389.95
710110	24,674.24
SALARY/REGULAR	24,674.24
720100	1,876.19
SOCIAL SECURITY	1,876.19
720110	6,729.50
EMPLOYEE INSURANCE	6,729.50
720120	3,060.61
RETIREMENT	3,060.61

720140	9.00
STATE UNEMPLOYMENT TAX	9.00
730100	1,248.59
OFFICE SUPPLIES	1,248.59
740512	33,348.00
PROFESSIONAL SERVICES	33,348.00
740516	44,443.82
PROFESSIONAL SERVICES-URINALYSIS	44,443.82
8403	172,546.03
MENTAL HEALTH COURT SERVICE	172,546.03
710110	113,140.58
SALARY/REGULAR	113,140.58
710130	147.16
SALARY/OVERTIME	147.16
720100	8,324.74
SOCIAL SECURITY	8,324.74
720110	29,452.74
EMPLOYEE INSURANCE	29,452.74
720120	14,068.22
RETIREMENT	14,068.22
720140	234.21
STATE UNEMPLOYMENT TAX	234.21
730100	2,837.70
OFFICE SUPPLIES	2,837.70
730330	74.95
IT SOFTWARE	74.95
740510	50.00
PROFESSIONAL DEVELOPMENT	50.00
740540	355.62
TRAVEL EXPENSE	355.62
740640	3,848.16
CONTRACT SERVICES	3,848.16
740660	11.95
EQUIPMENT RENTAL	11.95
8510	457,095.32
JUSTICE OF PEACE PRECINCT 1	457,095.32
710100	65,103.83
SALARY/OFFICIAL-DEPARTMENT HEAD	65,103.83
710110	232,131.09
SALARY/REGULAR	232,131.09
710120	-
SALARY/OTHER	-
720100	22,204.53
SOCIAL SECURITY	22,204.53
720110	60,565.50
EMPLOYEE INSURANCE	60,565.50
720120	36,955.39
RETIREMENT	36,955.39
720140	237.15
STATE UNEMPLOYMENT TAX	237.15
730100	1,987.53
OFFICE SUPPLIES	1,987.53
740140	456.01
VEHICLE MAINTENANCE	456.01

740510	1,265.00
PROFESSIONAL DEVELOPMENT	1,265.00
740512	1,961.68
PROFESSIONAL SERVICES	1,961.68
740540	280.01
TRAVEL EXPENSE	280.01
740560	2,770.00
TRANSPORTATION	2,770.00
740644	24,972.00
COLLECTION SERVICES	24,972.00
740660	6,035.60
EQUIPMENT RENTAL	6,035.60
740680	205.00
MEMBERSHIP/ASSOCIATION DUES	205.00
790100	(35.00)
REIMBURSEMENTS CLEARING	(35.00)
8520	254,259.67
JUSTICE OF PEACE PRECINCT 2	254,259.67
710100	65,103.83
SALARY/OFFICIAL-DEPARTMENT HEAD	65,103.83
710110	107,233.26
SALARY/REGULAR	107,233.26
710120	-
SALARY/OTHER	-
720100	12,867.00
SOCIAL SECURITY	12,867.00
720110	40,377.00
EMPLOYEE INSURANCE	40,377.00
720120	21,462.62
RETIREMENT	21,462.62
720140	43.18
STATE UNEMPLOYMENT TAX	43.18
730100	1,341.54
OFFICE SUPPLIES	1,341.54
740510	585.00
PROFESSIONAL DEVELOPMENT	585.00
740512	3,161.74
PROFESSIONAL SERVICES	3,161.74
740530	532.80
MOBILE PHONE AND DATA	532.80
740640	222.24
CONTRACT SERVICES	222.24
740644	1,152.00
COLLECTION SERVICES	1,152.00
740660	7.46
EQUIPMENT RENTAL	7.46
740680	170.00
MEMBERSHIP/ASSOCIATION DUES	170.00
8530	624,464.48
JUSTICE OF PEACE PRECINCT 3	624,464.48
710100	65,103.83
SALARY/OFFICIAL-DEPARTMENT HEAD	65,103.83
710110	345,933.71
SALARY/REGULAR	345,933.71

710120	-
SALARY/OTHER	-
710130	1,628.92
SALARY/OVERTIME	1,628.92
710140	666.41
SALARY/CELL PHONE ALLOWANCE	666.41
720100	30,886.54
SOCIAL SECURITY	30,886.54
720110	115,623.40
EMPLOYEE INSURANCE	115,623.40
720120	51,363.59
RETIREMENT	51,363.59
720140	634.86
STATE UNEMPLOYMENT TAX	634.86
730100	4,448.34
OFFICE SUPPLIES	4,448.34
730310	141.92
UNIFORMS	141.92
740140	964.72
VEHICLE MAINTENANCE	964.72
740510	365.00
PROFESSIONAL DEVELOPMENT	365.00
740512	180.00
PROFESSIONAL SERVICES	180.00
740540	757.81
TRAVEL EXPENSE	757.81
740660	5,705.43
EQUIPMENT RENTAL	5,705.43
740680	60.00
MEMBERSHIP/ASSOCIATION DUES	60.00
8540	506,438.98
JUSTICE OF PEACE PRECINCT 4	506,438.98
710100	65,103.83
SALARY/OFFICIAL-DEPARTMENT HEAD	65,103.83
710110	254,436.83
SALARY/REGULAR	254,436.83
710130	34.25
SALARY/OVERTIME	34.25
720100	23,609.64
SOCIAL SECURITY	23,609.64
720110	87,468.02
EMPLOYEE INSURANCE	87,468.02
720120	39,639.31
RETIREMENT	39,639.31
720140	106.14
STATE UNEMPLOYMENT TAX	106.14
730100	630.72
OFFICE SUPPLIES	630.72
740510	820.00
PROFESSIONAL DEVELOPMENT	820.00
740512	973.92
PROFESSIONAL SERVICES	973.92
740540	1,247.14
TRAVEL EXPENSE	1,247.14

740560	860.00
TRANSPORTATION	860.00
740580	269.36
PRINTING	269.36
740640	603.29
CONTRACT SERVICES	603.29
740644	25,453.77
COLLECTION SERVICES	25,453.77
740660	5,087.76
EQUIPMENT RENTAL	5,087.76
740680	95.00
MEMBERSHIP/ASSOCIATION DUES	95.00
8550	288,605.48
JUSTICE OF PEACE PRECINCT 5	288,605.48
710100	65,103.83
SALARY/OFFICIAL-DEPARTMENT HEAD	65,103.83
710110	122,947.28
SALARY/REGULAR	122,947.28
720100	14,177.89
SOCIAL SECURITY	14,177.89
720110	40,377.00
EMPLOYEE INSURANCE	40,377.00
720120	23,325.86
RETIREMENT	23,325.86
720140	43.91
STATE UNEMPLOYMENT TAX	43.91
730100	889.80
OFFICE SUPPLIES	889.80
730110	1,356.00
POSTAGE	1,356.00
740510	915.00
PROFESSIONAL DEVELOPMENT	915.00
740530	1,385.16
MOBILE PHONE AND DATA	1,385.16
740540	694.39
TRAVEL EXPENSE	694.39
740640	3,355.48
CONTRACT SERVICES	3,355.48
740644	12,984.10
COLLECTION SERVICES	12,984.10
740660	144.78
EQUIPMENT RENTAL	144.78
740680	95.00
MEMBERSHIP/ASSOCIATION DUES	95.00
740145	810.00
EQUIPMENT MAINTENANCE/REPAIR	810.00
6502	312,761.30
SHERIFF FINANCE	312,761.30
710110	209,728.47
SALARY/REGULAR	209,728.47
710130	287.72
SALARY/OVERTIME	287.72
720100	15,267.40
SOCIAL SECURITY	15,267.40

720110	53,830.84
EMPLOYEE INSURANCE	53,830.84
720120	26,049.83
RETIREMENT	26,049.83
720140	72.00
STATE UNEMPLOYMENT TAX	72.00
730100	1,969.75
OFFICE SUPPLIES	1,969.75
740530	411.89
MOBILE PHONE AND DATA	411.89
740580	995.00
PRINTING	995.00
740660	4,151.40
EQUIPMENT RENTAL	4,151.40
790100	(3.00)
REIMBURSEMENTS CLEARING	(3.00)
8380	275,836.64
457TH DISTRICT COURT	275,836.64
710100	5,524.98
SALARY/OFFICIAL-DEPARTMENT HEAD	5,524.98
710110	188,107.13
SALARY/REGULAR	188,107.13
710130	24.74
SALARY/OVERTIME	24.74
720100	14,319.55
SOCIAL SECURITY	14,319.55
720110	40,283.62
EMPLOYEE INSURANCE	40,283.62
720120	24,022.93
RETIREMENT	24,022.93
720140	45.00
STATE UNEMPLOYMENT TAX	45.00
730100	1,662.68
OFFICE SUPPLIES	1,662.68
740510	75.00
PROFESSIONAL DEVELOPMENT	75.00
740640	1,741.01
CONTRACT SERVICES	1,741.01
740680	30.00
MEMBERSHIP/ASSOCIATION DUES	30.00
6108	77,643.52
SHERIFF RANGE	77,643.52
730270	8,327.44
LAW ENFORCEMENT SPECIFIC SUPPLIES	8,327.44
730360	69,316.08
ARMORY EXPENSE	69,316.08
6106	311,111.28
SHERIFF K9	311,111.28
710110	164,697.33
SALARY/REGULAR	164,697.33
710130	896.38
SALARY/OVERTIME	896.38
710150	14,690.00
SALARY/SPECIAL PAY	14,690.00

720100	13,203.40
SOCIAL SECURITY	13,203.40
720110	33,823.86
EMPLOYEE INSURANCE	33,823.86
720120	22,374.20
RETIREMENT	22,374.20
720140	(134.65)
STATE UNEMPLOYMENT TAX	(134.65)
730270	119.89
LAW ENFORCEMENT SPECIFIC SUPPLIES	119.89
730280	47,244.71
CANINE EXPENSES	47,244.71
740110	700.00
IT SOFTWARE MAINTENANCE	700.00
740510	1,250.00
PROFESSIONAL DEVELOPMENT	1,250.00
740512	585.40
PROFESSIONAL SERVICES	585.40
740530	2,067.24
MOBILE PHONE AND DATA	2,067.24
740540	9,293.52
TRAVEL EXPENSE	9,293.52
740640	300.00
CONTRACT SERVICES	300.00
6102	682,033.77
SHERIFF SWAT	682,033.77
710110	397,079.55
SALARY/REGULAR	397,079.55
710130	82,539.70
SALARY/OVERTIME	82,539.70
720100	36,233.10
SOCIAL SECURITY	36,233.10
720110	74,017.18
EMPLOYEE INSURANCE	74,017.18
720120	59,509.06
RETIREMENT	59,509.06
720140	90.64
STATE UNEMPLOYMENT TAX	90.64
730270	3,046.95
LAW ENFORCEMENT SPECIFIC SUPPLIES	3,046.95
740510	10,643.00
PROFESSIONAL DEVELOPMENT	10,643.00
740530	5,587.57
MOBILE PHONE AND DATA	5,587.57
740540	8,663.86
TRAVEL EXPENSE	8,663.86
740660	2,618.16
EQUIPMENT RENTAL	2,618.16
730360	2,005.00
ARMORY EXPENSE	2,005.00
6105	110,548.72
SHERIFF TACTICAL AIR	110,548.72
710110	72,995.45
SALARY/REGULAR	72,995.45

710130	-
SALARY/OVERTIME	-
720100	5,495.36
SOCIAL SECURITY	5,495.36
720110	13,459.00
EMPLOYEE INSURANCE	13,459.00
720120	9,054.38
RETIREMENT	9,054.38
720140	18.00
STATE UNEMPLOYMENT TAX	18.00
740140	5,554.60
VEHICLE MAINTENANCE	5,554.60
740530	971.93
MOBILE PHONE AND DATA	971.93
740656	3,000.00
RENT AND LEASES	3,000.00
6109	295,098.09
SHERIFF GANGS	295,098.09
710110	185,639.82
SALARY/REGULAR	185,639.82
710130	20,843.77
SALARY/OVERTIME	20,843.77
720100	15,372.97
SOCIAL SECURITY	15,372.97
720110	33,568.28
EMPLOYEE INSURANCE	33,568.28
720120	25,626.94
RETIREMENT	25,626.94
720140	45.00
STATE UNEMPLOYMENT TAX	45.00
730270	7,210.00
LAW ENFORCEMENT SPECIFIC SUPPLIES	7,210.00
740510	2,184.55
PROFESSIONAL DEVELOPMENT	2,184.55
740530	2,066.60
MOBILE PHONE AND DATA	2,066.60
740660	2,540.16
EQUIPMENT RENTAL	2,540.16
6103	6,264.60
SHERIFF CRISIS NEGOTIATION TEAM	6,264.60
710130	702.63
SALARY/OVERTIME	702.63
720100	52.61
SOCIAL SECURITY	52.61
720120	87.62
RETIREMENT	87.62
740530	1,276.98
MOBILE PHONE AND DATA	1,276.98
740540	4,144.76
TRAVEL EXPENSE	4,144.76
6107	4,577.64
SHERIFF HONOR GUARD	4,577.64
710130	3,517.27
SALARY/OVERTIME	3,517.27

720100	265.04
SOCIAL SECURITY	265.04
720120	435.33
RETIREMENT	435.33
730270	360.00
LAW ENFORCEMENT SPECIFIC SUPPLIES	360.00
3242	7,500.00
HERITAGE MUSEUM	7,500.00
740640	7,500.00
CONTRACT SERVICES	7,500.00
6104	11,278.67
SHERIFF SPECIAL RESPONSE GROUP	11,278.67
710110	740.08
SALARY/REGULAR	740.08
710130	8,642.94
SALARY/OVERTIME	8,642.94
720100	701.61
SOCIAL SECURITY	701.61
720120	1,176.61
RETIREMENT	1,176.61
720140	17.43
STATE UNEMPLOYMENT TAX	17.43
200	15,972,890.43
ROAD AND BRIDGE	15,972,890.43
2600	116,743.73
INFORMATION TECHNOLOGY	116,743.73
730100	1,125.47
OFFICE SUPPLIES	1,125.47
730250	5,742.62
SHOP SUPPLIES	5,742.62
740140	11,752.70
VEHICLE MAINTENANCE	11,752.70
740510	12,440.00
PROFESSIONAL DEVELOPMENT	12,440.00
740512	25,897.67
PROFESSIONAL SERVICES	25,897.67
740540	1,344.38
TRAVEL EXPENSE	1,344.38
740650	58,440.89
SIGN AND SIGNAL MAINTENANCE	58,440.89
9000	3,520.31
RESTRICTED	3,520.31
730190	232.50
ROAD MATERIALS	232.50
740512	3,287.81
PROFESSIONAL SERVICES	3,287.81
9100	3,768,732.94
COMMISSIONER PRECINCT 1	3,768,732.94
710100	86,543.12
SALARY/OFFICIAL-DEPARTMENT HEAD	86,543.12
710110	1,419,880.92
SALARY/REGULAR	1,419,880.92
710120	-
SALARY/OTHER	-

710130	73,248.96
SALARY/OVERTIME	73,248.96
710140	932.23
SALARY/CELL PHONE ALLOWANCE	932.23
720100	116,613.25
SOCIAL SECURITY	116,613.25
720110	390,750.20
EMPLOYEE INSURANCE	390,750.20
720120	196,925.88
RETIREMENT	196,925.88
720140	1,004.25
STATE UNEMPLOYMENT TAX	1,004.25
730100	12,086.72
OFFICE SUPPLIES	12,086.72
730140	3,510.53
JANITOR SUPPLIES	3,510.53
730180	4,301.20
CULVERTS	4,301.20
730190	463,489.84
ROAD MATERIALS	463,489.84
730200	42,163.33
CRUSHED CONCRETE/REJECT	42,163.33
730220	2,277.14
REPLACEMENTS	2,277.14
730240	137,231.29
FUEL	137,231.29
730250	41,576.95
SHOP SUPPLIES	41,576.95
730260	88,274.64
VEHICLE SUPPLIES	88,274.64
730310	25,110.18
UNIFORMS	25,110.18
730320	1,427.49
IT HARDWARE	1,427.49
730390	908.55
MEDICAL SUPPLIES	908.55
740140	46,499.39
VEHICLE MAINTENANCE	46,499.39
740150	59,015.00
LANDSCAPE MAINTENANCE	59,015.00
740510	565.00
PROFESSIONAL DEVELOPMENT	565.00
740512	225,286.28
PROFESSIONAL SERVICES	225,286.28
740530	5,770.97
MOBILE PHONE AND DATA	5,770.97
740640	34,571.00
CONTRACT SERVICES	34,571.00
740650	40,382.20
SIGN AND SIGNAL MAINTENANCE	40,382.20
740660	27,891.85
EQUIPMENT RENTAL	27,891.85
750400	352,822.22
CAPITAL OUTLAY-FURNITURE FIXTURES AND EQUIPMENT	352,822.22

750600	40,680.00
CAPITAL OUTLAY-VEHICLES	40,680.00
750800	(172,610.07)
MAJOR PROJECTS	(172,610.07)
790100	(895.60)
REIMBURSEMENTS CLEARING	(895.60)
740145	498.03
EQUIPMENT MAINTENANCE/REPAIR	498.03
9200	3,040,030.05
COMMISSIONER PRECINCT 2	3,040,030.05
710100	86,543.12
SALARY/OFFICIAL-DEPARTMENT HEAD	86,543.12
710110	1,007,274.69
SALARY/REGULAR	1,007,274.69
710120	-
SALARY/OTHER	-
710130	1,014.91
SALARY/OVERTIME	1,014.91
710140	781.90
SALARY/CELL PHONE ALLOWANCE	781.90
720100	79,406.94
SOCIAL SECURITY	79,406.94
720110	264,221.84
EMPLOYEE INSURANCE	264,221.84
720120	136,423.52
RETIREMENT	136,423.52
720140	1,466.74
STATE UNEMPLOYMENT TAX	1,466.74
730100	6,569.58
OFFICE SUPPLIES	6,569.58
730180	9,564.20
CULVERTS	9,564.20
730190	621,860.82
ROAD MATERIALS	621,860.82
730240	146,589.64
FUEL	146,589.64
730250	48,462.88
SHOP SUPPLIES	48,462.88
730260	55,448.60
VEHICLE SUPPLIES	55,448.60
730310	10,201.95
UNIFORMS	10,201.95
740510	514.04
PROFESSIONAL DEVELOPMENT	514.04
740512	287,005.25
PROFESSIONAL SERVICES	287,005.25
740530	2,392.08
MOBILE PHONE AND DATA	2,392.08
740640	25,205.36
CONTRACT SERVICES	25,205.36
740650	24,529.50
SIGN AND SIGNAL MAINTENANCE	24,529.50
740660	11,386.21
EQUIPMENT RENTAL	11,386.21

750400	105,398.56
CAPITAL OUTLAY-FURNITURE FIXTURES AND EQUIPMENT	105,398.56
750600	107,819.30
CAPITAL OUTLAY-VEHICLES	107,819.30
790100	(51.58)
REIMBURSEMENTS CLEARING	(51.58)
9300	1,448,380.06
COMMISSIONER PRECINCT 3	1,448,380.06
710100	86,543.12
SALARY/OFFICIAL-DEPARTMENT HEAD	86,543.12
710110	677,819.80
SALARY/REGULAR	677,819.80
710120	-
SALARY/OTHER	-
710130	14,354.13
SALARY/OVERTIME	14,354.13
710140	3,090.85
SALARY/CELL PHONE ALLOWANCE	3,090.85
720100	56,340.22
SOCIAL SECURITY	56,340.22
720110	171,481.18
EMPLOYEE INSURANCE	171,481.18
720120	97,267.00
RETIREMENT	97,267.00
720140	420.37
STATE UNEMPLOYMENT TAX	420.37
730100	2,121.04
OFFICE SUPPLIES	2,121.04
730190	57,571.94
ROAD MATERIALS	57,571.94
730200	16,490.97
CRUSHED CONCRETE/REJECT	16,490.97
730220	748.39
REPLACEMENTS	748.39
730240	47,007.76
FUEL	47,007.76
730250	6,747.29
SHOP SUPPLIES	6,747.29
730260	14,456.50
VEHICLE SUPPLIES	14,456.50
730310	161.76
UNIFORMS	161.76
730350	3,366.71
AGRICULTURE SUPPLIES	3,366.71
730380	22,502.80
AUDIO/VISUAL SUPPLIES	22,502.80
730390	392.40
MEDICAL SUPPLIES	392.40
740140	79,799.42
VEHICLE MAINTENANCE	79,799.42
740430	95,534.90
STRIPING/SEALANT SERVICES	95,534.90
740440	6,625.00
CONCRETE/CURB REPAIR	6,625.00

740504	2,551.11
ONLINE SERVICES	2,551.11
740510	112.50
PROFESSIONAL DEVELOPMENT	112.50
740512	108,370.78
PROFESSIONAL SERVICES	108,370.78
740530	2,789.34
MOBILE PHONE AND DATA	2,789.34
740540	749.23
TRAVEL EXPENSE	749.23
740580	2,047.00
PRINTING	2,047.00
740624	46.54
WATER AND SEWER	46.54
740640	3,486.98
CONTRACT SERVICES	3,486.98
740650	22,908.55
SIGN AND SIGNAL MAINTENANCE	22,908.55
740656	9,515.00
RENT AND LEASES	9,515.00
740660	8,236.21
EQUIPMENT RENTAL	8,236.21
750800	(142,653.65)
MAJOR PROJECTS	(142,653.65)
790100	(30,623.08)
REIMBURSEMENTS CLEARING	(30,623.08)
9400	3,670,314.91
COMMISSIONER PRECINCT 4	3,670,314.91
710100	86,543.12
SALARY/OFFICIAL-DEPARTMENT HEAD	86,543.12
710110	1,406,486.44
SALARY/REGULAR	1,406,486.44
710120	-
SALARY/OTHER	-
710130	23,046.27
SALARY/OVERTIME	23,046.27
710140	893.46
SALARY/CELL PHONE ALLOWANCE	893.46
720100	111,754.54
SOCIAL SECURITY	111,754.54
720110	367,248.91
EMPLOYEE INSURANCE	367,248.91
720120	189,050.09
RETIREMENT	189,050.09
720140	1,236.45
STATE UNEMPLOYMENT TAX	1,236.45
730100	5,156.89
OFFICE SUPPLIES	5,156.89
730180	70,069.00
CULVERTS	70,069.00
730190	349,065.93
ROAD MATERIALS	349,065.93
730200	289,632.07
CRUSHED CONCRETE/REJECT	289,632.07

730220	15,049.35
REPLACEMENTS	15,049.35
730240	241,245.68
FUEL	241,245.68
730250	22,560.24
SHOP SUPPLIES	22,560.24
730260	117,757.82
VEHICLE SUPPLIES	117,757.82
730300	-
COMMUNITY AWARENESS SUPPLIES	-
730310	10,088.98
UNIFORMS	10,088.98
730330	24.63
IT SOFTWARE	24.63
730350	52,739.59
AGRICULTURE SUPPLIES	52,739.59
740140	42,901.19
VEHICLE MAINTENANCE	42,901.19
740150	20,072.00
LANDSCAPE MAINTENANCE	20,072.00
740410	3,000.00
TOLLS	3,000.00
740430	34,358.62
STRIPING/SEALANT SERVICES	34,358.62
740440	74,183.42
CONCRETE/CURB REPAIR	74,183.42
740512	8,556.59
PROFESSIONAL SERVICES	8,556.59
740530	14,978.36
MOBILE PHONE AND DATA	14,978.36
740550	8,946.29
SAFETY PROGRAM	8,946.29
740622	1,178.83
GAS	1,178.83
740640	4,697.66
CONTRACT SERVICES	4,697.66
740650	19,771.29
SIGN AND SIGNAL MAINTENANCE	19,771.29
740660	3,678.62
EQUIPMENT RENTAL	3,678.62
740930	2,610.43
DAMAGE REPAIRS	2,610.43
750400	12,987.00
CAPITAL OUTLAY-FURNITURE FIXTURES AND EQUIPMENT	12,987.00
750600	236,034.50
CAPITAL OUTLAY-VEHICLES	236,034.50
790100	(177,563.00)
REIMBURSEMENTS CLEARING	(177,563.00)
740250	273.65
PENALTY/LATE CHARGE	273.65
9500	904,410.50
COUNTY ENGINEER	904,410.50
710100	69,684.41
SALARY/OFFICIAL-DEPARTMENT HEAD	69,684.41

710110	589,479.43
SALARY/REGULAR	589,479.43
710140	2,834.62
SALARY/CELL PHONE ALLOWANCE	2,834.62
720100	49,592.99
SOCIAL SECURITY	49,592.99
720110	104,605.69
EMPLOYEE INSURANCE	104,605.69
720120	82,090.60
RETIREMENT	82,090.60
720140	229.52
STATE UNEMPLOYMENT TAX	229.52
730100	4,106.19
OFFICE SUPPLIES	4,106.19
740540	281.59
TRAVEL EXPENSE	281.59
740660	1,505.46
EQUIPMENT RENTAL	1,505.46
9107	293,520.01
PARKS - PRECINCT 1	293,520.01
710110	70,834.37
SALARY/REGULAR	70,834.37
710130	10,156.45
SALARY/OVERTIME	10,156.45
720100	6,182.82
SOCIAL SECURITY	6,182.82
720110	13,459.00
EMPLOYEE INSURANCE	13,459.00
720120	9,342.03
RETIREMENT	9,342.03
720140	192.27
STATE UNEMPLOYMENT TAX	192.27
730100	740.38
OFFICE SUPPLIES	740.38
730250	300.00
SHOP SUPPLIES	300.00
730310	197.90
UNIFORMS	197.90
740150	13,125.00
LANDSCAPE MAINTENANCE	13,125.00
740512	22,797.07
PROFESSIONAL SERVICES	22,797.07
740640	7,526.80
CONTRACT SERVICES	7,526.80
740660	21.00
EQUIPMENT RENTAL	21.00
750300	129,907.06
CAPITAL OUTLAY-BUILDING	129,907.06
750800	8,737.86
MAJOR PROJECTS	8,737.86
9109	177,871.80
RECYCLE - PRECINCT 1	177,871.80
710110	106,827.81
SALARY/REGULAR	106,827.81

710130	1,717.68
SALARY/OVERTIME	1,717.68
720100	8,188.42
SOCIAL SECURITY	8,188.42
720110	33,642.34
EMPLOYEE INSURANCE	33,642.34
720120	13,461.64
RETIREMENT	13,461.64
720140	111.77
STATE UNEMPLOYMENT TAX	111.77
730100	64.90
OFFICE SUPPLIES	64.90
730140	77.98
JANITOR SUPPLIES	77.98
730250	295.52
SHOP SUPPLIES	295.52
730310	374.90
UNIFORMS	374.90
730390	120.85
MEDICAL SUPPLIES	120.85
740512	225.00
PROFESSIONAL SERVICES	225.00
740640	12,698.01
CONTRACT SERVICES	12,698.01
740650	64.98
SIGN AND SIGNAL MAINTENANCE	64.98
9407	534,890.74
PARKS - PRECINCT 4	534,890.74
710110	309,564.80
SALARY/REGULAR	309,564.80
710120	-
SALARY/OTHER	-
710130	5,213.91
SALARY/OVERTIME	5,213.91
720100	23,622.52
SOCIAL SECURITY	23,622.52
720110	96,228.56
EMPLOYEE INSURANCE	96,228.56
720120	39,102.45
RETIREMENT	39,102.45
720140	744.74
STATE UNEMPLOYMENT TAX	744.74
730100	4.38
OFFICE SUPPLIES	4.38
730140	15,187.39
JANITOR SUPPLIES	15,187.39
730190	770.00
ROAD MATERIALS	770.00
730250	6,151.98
SHOP SUPPLIES	6,151.98
730260	3,660.95
VEHICLE SUPPLIES	3,660.95
730310	2,943.98
UNIFORMS	2,943.98

730350	2,616.22
AGRICULTURE SUPPLIES	2,616.22
740140	1,519.50
VEHICLE MAINTENANCE	1,519.50
740150	187.48
LANDSCAPE MAINTENANCE	187.48
740410	600.00
TOLLS	600.00
740510	80.00
PROFESSIONAL DEVELOPMENT	80.00
740512	2,568.75
PROFESSIONAL SERVICES	2,568.75
740530	2,281.13
MOBILE PHONE AND DATA	2,281.13
740622	4,803.50
GAS	4,803.50
740640	13,793.52
CONTRACT SERVICES	13,793.52
740654	3,244.98
COMMUNITY BUILDING/VOTING BOX	3,244.98
9309	509,239.84
RECYCLE - PRECINCT 3	509,239.84
710110	218,041.66
SALARY/REGULAR	218,041.66
710130	10,064.73
SALARY/OVERTIME	10,064.73
710140	1,097.57
SALARY/CELL PHONE ALLOWANCE	1,097.57
720100	17,232.10
SOCIAL SECURITY	17,232.10
720110	55,743.92
EMPLOYEE INSURANCE	55,743.92
720120	28,440.92
RETIREMENT	28,440.92
720140	176.22
STATE UNEMPLOYMENT TAX	176.22
730100	125.54
OFFICE SUPPLIES	125.54
730250	815.01
SHOP SUPPLIES	815.01
730310	2,214.52
UNIFORMS	2,214.52
730390	738.45
MEDICAL SUPPLIES	738.45
740420	1,603.67
COURIER SERVICE	1,603.67
740510	-
PROFESSIONAL DEVELOPMENT	-
740512	60,962.84
PROFESSIONAL SERVICES	60,962.84
740640	110,505.75
CONTRACT SERVICES	110,505.75
740660	1,400.00
EQUIPMENT RENTAL	1,400.00

740680	76.94
MEMBERSHIP/ASSOCIATION DUES	76.94
9307	221,073.72
PARKS - PRECINCT 3	221,073.72
710110	124,452.19
SALARY/REGULAR	124,452.19
710130	1,231.85
SALARY/OVERTIME	1,231.85
720100	9,438.70
SOCIAL SECURITY	9,438.70
720110	34,282.28
EMPLOYEE INSURANCE	34,282.28
720120	15,583.77
RETIREMENT	15,583.77
720140	373.80
STATE UNEMPLOYMENT TAX	373.80
730100	4,409.37
OFFICE SUPPLIES	4,409.37
740512	28,000.83
PROFESSIONAL SERVICES	28,000.83
740624	748.00
WATER AND SEWER	748.00
740640	1,109.72
CONTRACT SERVICES	1,109.72
740660	1,443.21
EQUIPMENT RENTAL	1,443.21
9408	178,331.30
COMMUNITY CENTERS - PRECINCT 4	178,331.30
710110	108,052.18
SALARY/REGULAR	108,052.18
710130	364.66
SALARY/OVERTIME	364.66
720100	8,152.36
SOCIAL SECURITY	8,152.36
720110	26,915.42
EMPLOYEE INSURANCE	26,915.42
720120	13,448.25
RETIREMENT	13,448.25
720140	42.00
STATE UNEMPLOYMENT TAX	42.00
730100	176.34
OFFICE SUPPLIES	176.34
730300	586.39
COMMUNITY AWARENESS SUPPLIES	586.39
730330	8.75
IT SOFTWARE	8.75
740512	272.99
PROFESSIONAL SERVICES	272.99
740620	11,335.57
ELECTRICITY	11,335.57
740624	5,140.13
WATER AND SEWER	5,140.13
740640	3,048.96
CONTRACT SERVICES	3,048.96

740660	364.26
EQUIPMENT RENTAL	364.26
730101	423.04
FOOD SUPPLIES	423.04
9207	141,608.00
PARKS - PRECINCT 2	141,608.00
710110	66,141.45
SALARY/REGULAR	66,141.45
720100	4,837.55
SOCIAL SECURITY	4,837.55
720110	23,332.80
EMPLOYEE INSURANCE	23,332.80
720120	8,194.37
RETIREMENT	8,194.37
720140	25.66
STATE UNEMPLOYMENT TAX	25.66
730220	8,267.83
REPLACEMENTS	8,267.83
740512	30,000.00
PROFESSIONAL SERVICES	30,000.00
740640	808.34
CONTRACT SERVICES	808.34
9308	78,895.27
COMMUNITY CENTERS - PRECINCT 3	78,895.27
710110	52,667.25
SALARY/REGULAR	52,667.25
710140	223.37
SALARY/CELL PHONE ALLOWANCE	223.37
720100	3,945.17
SOCIAL SECURITY	3,945.17
720110	6,729.50
EMPLOYEE INSURANCE	6,729.50
720120	6,561.02
RETIREMENT	6,561.02
720140	234.81
STATE UNEMPLOYMENT TAX	234.81
730100	737.00
OFFICE SUPPLIES	737.00
730220	656.66
REPLACEMENTS	656.66
730390	146.00
MEDICAL SUPPLIES	146.00
740512	1,913.00
PROFESSIONAL SERVICES	1,913.00
740622	3,471.09
GAS	3,471.09
740640	858.00
CONTRACT SERVICES	858.00
740660	752.40
EQUIPMENT RENTAL	752.40
9208	103,960.35
COMMUNITY CENTERS - PRECINCT 2	103,960.35
710110	53,993.36
SALARY/REGULAR	53,993.36

720100	3,788.50
SOCIAL SECURITY	3,788.50
720110	17,044.20
EMPLOYEE INSURANCE	17,044.20
720120	6,706.34
RETIREMENT	6,706.34
720140	25.56
STATE UNEMPLOYMENT TAX	25.56
740620	15,146.95
ELECTRICITY	15,146.95
740624	6,535.44
WATER AND SEWER	6,535.44
740640	720.00
CONTRACT SERVICES	720.00
9108	120,782.54
COMMUNITY CENTERS - PRECINCT 1	120,782.54
710110	53,909.09
SALARY/REGULAR	53,909.09
720100	4,106.83
SOCIAL SECURITY	4,106.83
720110	13,453.84
EMPLOYEE INSURANCE	13,453.84
720120	6,686.28
RETIREMENT	6,686.28
720140	67.35
STATE UNEMPLOYMENT TAX	67.35
730100	426.55
OFFICE SUPPLIES	426.55
730250	625.42
SHOP SUPPLIES	625.42
740150	6,400.00
LANDSCAPE MAINTENANCE	6,400.00
740512	95.00
PROFESSIONAL SERVICES	95.00
740620	18,605.52
ELECTRICITY	18,605.52
740624	2,752.69
WATER AND SEWER	2,752.69
740640	6,940.46
CONTRACT SERVICES	6,940.46
740654	563.03
COMMUNITY BUILDING/VOTING BOX	563.03
750400	6,150.48
CAPITAL OUTLAY-FURNITURE FIXTURES AND EQUIPMENT	6,150.48
740260	-
INTEREST ON CREDIT CARDS	-
9409	26,651.22
RECYCLE - PRECINCT 4	26,651.22
740150	13,660.00
LANDSCAPE MAINTENANCE	13,660.00
740640	12,991.22
CONTRACT SERVICES	12,991.22
9600	628,815.91
TRAFFIC OPERATIONS	628,815.91

710100	63,711.18
SALARY/OFFICIAL-DEPARTMENT HEAD	63,711.18
710110	372,240.53
SALARY/REGULAR	372,240.53
710120	-
SALARY/OTHER	-
710130	3,216.83
SALARY/OVERTIME	3,216.83
710140	3,120.73
SALARY/CELL PHONE ALLOWANCE	3,120.73
720100	32,835.49
SOCIAL SECURITY	32,835.49
720110	98,333.94
EMPLOYEE INSURANCE	98,333.94
720120	55,097.52
RETIREMENT	55,097.52
720140	259.69
STATE UNEMPLOYMENT TAX	259.69
9209	5,117.23
RECYCLE - PRECINCT 2	5,117.23
710110	3,814.39
SALARY/REGULAR	3,814.39
720100	283.90
SOCIAL SECURITY	283.90
720110	524.05
EMPLOYEE INSURANCE	524.05
720120	478.32
RETIREMENT	478.32
720140	16.57
STATE UNEMPLOYMENT TAX	16.57
201	326.79
WORTHLESS CHECK	326.79
2800	326.79
COUNTY ATTORNEY	326.79
710110	76.18
SALARY/REGULAR	76.18
720100	5.44
SOCIAL SECURITY	5.44
720110	235.82
EMPLOYEE INSURANCE	235.82
720120	9.35
RETIREMENT	9.35
202	302,912.60
FORFEITURES	302,912.60
5100	49,698.76
DISTRICT ATTORNEY	49,698.76
710150	735.14
SALARY/SPECIAL PAY	735.14
720100	55.01
SOCIAL SECURITY	55.01
720110	251.14
EMPLOYEE INSURANCE	251.14
720120	91.13
RETIREMENT	91.13

720140	1.16
STATE UNEMPLOYMENT TAX	1.16
730100	1,086.00
OFFICE SUPPLIES	1,086.00
730270	21,199.50
LAW ENFORCEMENT SPECIFIC SUPPLIES	21,199.50
730300	5,000.00
COMMUNITY AWARENESS SUPPLIES	5,000.00
730330	1,250.00
IT SOFTWARE	1,250.00
740220	79.00
LEGAL/LITIGATION COSTS	79.00
740510	10,932.31
PROFESSIONAL DEVELOPMENT	10,932.31
740530	303.92
MOBILE PHONE AND DATA	303.92
740540	1,641.69
TRAVEL EXPENSE	1,641.69
740570	2,000.00
ADVERTISING	2,000.00
740680	3,700.00
MEMBERSHIP/ASSOCIATION DUES	3,700.00
730101	1,242.76
FOOD SUPPLIES	1,242.76
740450	130.00
SERVICE/CITATIONS	130.00
6000	87,009.33
SHERIFF	87,009.33
730100	924.69
OFFICE SUPPLIES	924.69
730270	20,988.00
LAW ENFORCEMENT SPECIFIC SUPPLIES	20,988.00
730310	1,505.34
UNIFORMS	1,505.34
740140	7,884.00
VEHICLE MAINTENANCE	7,884.00
740510	3,261.96
PROFESSIONAL DEVELOPMENT	3,261.96
740512	15,225.00
PROFESSIONAL SERVICES	15,225.00
740540	10,599.46
TRAVEL EXPENSE	10,599.46
740640	5,686.00
CONTRACT SERVICES	5,686.00
740680	5,000.00
MEMBERSHIP/ASSOCIATION DUES	5,000.00
740750	15,071.85
REMODEL	15,071.85
730101	863.03
FOOD SUPPLIES	863.03
6200	67,270.13
SHERIFF CID	67,270.13
730270	63,270.13
LAW ENFORCEMENT SPECIFIC SUPPLIES	63,270.13

730340	4,000.00
BUY MONEY SUPPLY	4,000.00
7100	600.00
CONSTABLE PRECINCT 1	600.00
740680	600.00
MEMBERSHIP/ASSOCIATION DUES	600.00
7200	14,797.60
CONSTABLE PRECINCT 2	14,797.60
730260	2,982.35
VEHICLE SUPPLIES	2,982.35
730270	10,527.00
LAW ENFORCEMENT SPECIFIC SUPPLIES	10,527.00
730360	1,288.25
ARMORY EXPENSE	1,288.25
7300	781.43
CONSTABLE PRECINCT 3	781.43
730260	8.25
VEHICLE SUPPLIES	8.25
740640	773.18
CONTRACT SERVICES	773.18
7400	50,073.81
CONSTABLE PRECINCT 4	50,073.81
730260	18,500.00
VEHICLE SUPPLIES	18,500.00
730270	13,055.31
LAW ENFORCEMENT SPECIFIC SUPPLIES	13,055.31
730280	10,500.00
CANINE EXPENSES	10,500.00
740140	4,948.50
VEHICLE MAINTENANCE	4,948.50
740510	70.00
PROFESSIONAL DEVELOPMENT	70.00
730360	3,000.00
ARMORY EXPENSE	3,000.00
7500	32,681.54
CONSTABLE PRECINCT 5	32,681.54
730260	27,152.54
VEHICLE SUPPLIES	27,152.54
730270	3,479.00
LAW ENFORCEMENT SPECIFIC SUPPLIES	3,479.00
730280	1,500.00
CANINE EXPENSES	1,500.00
740660	550.00
EQUIPMENT RENTAL	550.00
203	1,020,358.03
JAIL COMMISSARY	1,020,358.03
6602	1,020,358.03
SHERIFF COMMISSARY	1,020,358.03
710110	86,015.88
SALARY/REGULAR	86,015.88
710150	183.00
SALARY/SPECIAL PAY	183.00
720100	6,467.62
SOCIAL SECURITY	6,467.62

720110	24,816.64
EMPLOYEE INSURANCE	24,816.64
720120	10,702.13
RETIREMENT	10,702.13
720140	36.00
STATE UNEMPLOYMENT TAX	36.00
730120	1,753.97
BOOK SUPPLEMENTS	1,753.97
730140	34,686.67
JANITOR SUPPLIES	34,686.67
730150	140,841.00
INMATE SUPPLIES	140,841.00
730220	38,406.68
REPLACEMENTS	38,406.68
730370	15,389.50
PERIODICALS	15,389.50
740110	1,620.00
IT SOFTWARE MAINTENANCE	1,620.00
740504	9,320.88
ONLINE SERVICES	9,320.88
740512	637,759.70
PROFESSIONAL SERVICES	637,759.70
740640	12,358.36
CONTRACT SERVICES	12,358.36
204	153,238.93
LAW LIBRARY	153,238.93
3260	145,077.29
LAW LIBRARY	145,077.29
710110	67,597.54
SALARY/REGULAR	67,597.54
720100	4,998.63
SOCIAL SECURITY	4,998.63
720110	13,459.00
EMPLOYEE INSURANCE	13,459.00
720120	8,384.72
RETIREMENT	8,384.72
720140	22.79
STATE UNEMPLOYMENT TAX	22.79
730100	534.03
OFFICE SUPPLIES	534.03
740580	227.45
PRINTING	227.45
740660	4,776.96
EQUIPMENT RENTAL	4,776.96
750700	45,076.17
CAPITAL OUTLAY-BOOKS	45,076.17
8100	8,161.64
COURT OPERATIONS	8,161.64
730120	2,990.64
BOOK SUPPLEMENTS	2,990.64
740504	5,171.00
ONLINE SERVICES	5,171.00
205	11,630.06
PRE-TRIAL DIVERSION	11,630.06

5100	6,322.52
DISTRICT ATTORNEY	6,322.52
710110	3,380.48
SALARY/REGULAR	3,380.48
720100	258.61
SOCIAL SECURITY	258.61
720110	12.03
EMPLOYEE INSURANCE	12.03
720120	417.59
RETIREMENT	417.59
720140	29.13
STATE UNEMPLOYMENT TAX	29.13
740660	2,224.68
EQUIPMENT RENTAL	2,224.68
5103	5,307.54
PRE-TRIAL DIVERSION	5,307.54
710110	4,425.90
SALARY/REGULAR	4,425.90
720100	338.58
SOCIAL SECURITY	338.58
720120	543.06
RETIREMENT	543.06
206	481,734.26
COUNTY CLERK RECORDS MGMT & PRESERVATION	481,734.26
1206	2,646.99
COUNTY CLERK RECORDS MANAGEMENT/PRESERVATION	2,646.99
730100	2,646.99
OFFICE SUPPLIES	2,646.99
2300	325,508.72
COUNTY CLERK	325,508.72
720100	64.36
SOCIAL SECURITY	64.36
720110	2,096.20
EMPLOYEE INSURANCE	2,096.20
720120	106.51
RETIREMENT	106.51
720140	1.19
STATE UNEMPLOYMENT TAX	1.19
730100	1,133.53
OFFICE SUPPLIES	1,133.53
740110	99,896.96
IT SOFTWARE MAINTENANCE	99,896.96
740504	228.00
ONLINE SERVICES	228.00
740510	325.00
PROFESSIONAL DEVELOPMENT	325.00
740512	24,963.37
PROFESSIONAL SERVICES	24,963.37
740530	455.88
MOBILE PHONE AND DATA	455.88
740540	1,050.48
TRAVEL EXPENSE	1,050.48
740656	6,615.63
RENT AND LEASES	6,615.63

740680	50.00
MEMBERSHIP/ASSOCIATION DUES	50.00
750300	188,521.61
CAPITAL OUTLAY-BUILDING	188,521.61
2303	153,578.55
COUNTY CLERK-RECORDS MANAGEMENT/PRESERVATION	153,578.55
710110	107,303.29
SALARY/REGULAR	107,303.29
720100	8,029.84
SOCIAL SECURITY	8,029.84
720110	24,821.80
EMPLOYEE INSURANCE	24,821.80
720120	13,310.09
RETIREMENT	13,310.09
720140	113.53
STATE UNEMPLOYMENT TAX	113.53
207	311,990.41
COUNTY RECORDS MANAGEMENT	311,990.41
6404	311,990.41
WARRANTS	311,990.41
710110	206,976.23
SALARY/REGULAR	206,976.23
710130	675.86
SALARY/OVERTIME	675.86
710150	120.00
SALARY/SPECIAL PAY	120.00
720100	15,241.15
SOCIAL SECURITY	15,241.15
720110	63,408.76
EMPLOYEE INSURANCE	63,408.76
720120	25,493.70
RETIREMENT	25,493.70
720140	74.71
STATE UNEMPLOYMENT TAX	74.71
208	1,193.96
DISTRICT CLERK RECORDS MGMT & PRESERVATION	1,193.96
2700	1,193.96
DISTRICT CLERK	1,193.96
730100	69.96
OFFICE SUPPLIES	69.96
740640	1,124.00
CONTRACT SERVICES	1,124.00
211	15,423.54
COUNTY AND DISTRICT COURT TECHNOLOGY	15,423.54
8107	15,423.54
COURT TECHNOLOGY COUNTY/DISTRICT	15,423.54
730100	10,372.07
OFFICE SUPPLIES	10,372.07
730380	3,673.92
AUDIO/VISUAL SUPPLIES	3,673.92
740530	1,362.35
MOBILE PHONE AND DATA	1,362.35
740640	15.20
CONTRACT SERVICES	15.20

212	69,878.76
COURT GUARDIANSHIP	69,878.76
8105	69,878.76
COURT GUARDIANSHIP	69,878.76
740290	3,884.86
OTHER LITIGATION-APPOINTED ATTORNEY	3,884.86
740310	65,756.60
APPOINTED ATTORNEY-CIVIL	65,756.60
740540	237.30
TRAVEL EXPENSE	237.30
213	23,693.53
COURT REPORTER SERVICE	23,693.53
8106	23,693.53
COURT REPORTER	23,693.53
730100	973.82
OFFICE SUPPLIES	973.82
740484	405.33
COURT REPORTER TRANSCRIPT	405.33
740510	699.00
PROFESSIONAL DEVELOPMENT	699.00
740512	20,070.90
PROFESSIONAL SERVICES	20,070.90
740540	494.76
TRAVEL EXPENSE	494.76
740640	1,049.72
CONTRACT SERVICES	1,049.72
214	371,205.91
COURTHOUSE SECURITY - COUNTY/DISTRICT COURT	371,205.91
6101	371,205.91
SHERIFF COURTHOUSE SECURITY	371,205.91
710110	163,937.99
SALARY/REGULAR	163,937.99
710130	621.62
SALARY/OVERTIME	621.62
720100	12,085.83
SOCIAL SECURITY	12,085.83
720110	30,918.95
EMPLOYEE INSURANCE	30,918.95
720120	20,191.49
RETIREMENT	20,191.49
740512	137,786.18
PROFESSIONAL SERVICES	137,786.18
740530	5,663.85
MOBILE PHONE AND DATA	5,663.85
215	39,896.32
COURTHOUSE SECURITY - JP	39,896.32
8590	39,896.32
JP JUSTICE COURT SECURITY	39,896.32
710110	29,354.64
SALARY/REGULAR	29,354.64
720100	2,244.60
SOCIAL SECURITY	2,244.60
720110	4,638.90
EMPLOYEE INSURANCE	4,638.90

720120	3,647.28
RETIREMENT	3,647.28
720140	10.90
STATE UNEMPLOYMENT TAX	10.90
216	51,371.42
JUSTICE COURT TECHNOLOGY	51,371.42
8591	51,371.42
JP JUSTICE COURT TECHNOLOGY	51,371.42
730100	34,451.48
OFFICE SUPPLIES	34,451.48
730320	5,027.62
IT HARDWARE	5,027.62
740510	6,390.00
PROFESSIONAL DEVELOPMENT	6,390.00
740512	409.20
PROFESSIONAL SERVICES	409.20
740530	1,298.51
MOBILE PHONE AND DATA	1,298.51
740540	2,378.50
TRAVEL EXPENSE	2,378.50
740640	1,416.11
CONTRACT SERVICES	1,416.11
217	153,148.64
JUVENILE CASE MANAGER	153,148.64
8592	153,148.64
JP JUVENILE CASE MANAGER	153,148.64
710110	99,613.67
SALARY/REGULAR	99,613.67
710130	79.35
SALARY/OVERTIME	79.35
720100	7,401.49
SOCIAL SECURITY	7,401.49
720110	33,639.76
EMPLOYEE INSURANCE	33,639.76
720120	12,367.70
RETIREMENT	12,367.70
720140	46.67
STATE UNEMPLOYMENT TAX	46.67
218	2,399.80
CC VITAL RECORDS PRESERVATION	2,399.80
2300	2,399.80
COUNTY CLERK	2,399.80
730100	2,360.75
OFFICE SUPPLIES	2,360.75
740512	39.05
PROFESSIONAL SERVICES	39.05
219	411,331.68
CONTRACT ELECTION SERVICE	411,331.68
2502	74,341.30
CONTRACT ELECTION DIRECT PAID	74,341.30
710120	63,370.32
SALARY/OTHER	63,370.32
730100	7.63
OFFICE SUPPLIES	7.63

730140	115.38
JANITOR SUPPLIES	115.38
740440	1,675.00
CONCRETE/CURB REPAIR	1,675.00
740680	200.00
MEMBERSHIP/ASSOCIATION DUES	200.00
730101	8,972.97
FOOD SUPPLIES	8,972.97
2503	336,990.38
CONTRACT ELECTION MOCO PAYABLE	336,990.38
710110	140,789.49
SALARY/REGULAR	140,789.49
710130	16,306.12
SALARY/OVERTIME	16,306.12
720100	11,704.64
SOCIAL SECURITY	11,704.64
720110	51,731.76
EMPLOYEE INSURANCE	51,731.76
720120	19,177.59
RETIREMENT	19,177.59
720140	(300.09)
STATE UNEMPLOYMENT TAX	(300.09)
730100	10,035.31
OFFICE SUPPLIES	10,035.31
730110	36.40
POSTAGE	36.40
740512	85,355.10
PROFESSIONAL SERVICES	85,355.10
740530	2,154.06
MOBILE PHONE AND DATA	2,154.06
220	24,466,216.90
GRANTS	24,466,216.90
2600	29,480.00
INFORMATION TECHNOLOGY	29,480.00
730320	29,480.00
IT HARDWARE	29,480.00
2800	6,571,428.05
COUNTY ATTORNEY	6,571,428.05
740512	6,504,978.84
PROFESSIONAL SERVICES	6,504,978.84
740530	3,632.16
MOBILE PHONE AND DATA	3,632.16
750300	63,567.05
CAPITAL OUTLAY-BUILDING	63,567.05
790100	(750.00)
REIMBURSEMENTS CLEARING	(750.00)
3200	744,060.11
OTHER	744,060.11
740640	744,060.11
CONTRACT SERVICES	744,060.11
3210	83,881.36
NON-DEPARTMENTAL	83,881.36
740220	83,881.36
LEGAL/LITIGATION COSTS	83,881.36

4100	72,380.08
ANIMAL SERVICES	72,380.08
730100	10,781.18
OFFICE SUPPLIES	10,781.18
730390	45,963.90
MEDICAL SUPPLIES	45,963.90
750600	15,635.00
CAPITAL OUTLAY-VEHICLES	15,635.00
4300	2,672,379.44
MCCD-COUNTY APPROPRIATIONS (CDBG)	2,672,379.44
710110	194,930.09
SALARY/REGULAR	194,930.09
710130	-
SALARY/OVERTIME	-
720100	14,433.99
SOCIAL SECURITY	14,433.99
720110	36,887.76
EMPLOYEE INSURANCE	36,887.76
720120	24,165.55
RETIREMENT	24,165.55
720140	626.97
STATE UNEMPLOYMENT TAX	626.97
730100	2,788.01
OFFICE SUPPLIES	2,788.01
730110	86.37
POSTAGE	86.37
730310	221.94
UNIFORMS	221.94
730320	411.00
IT HARDWARE	411.00
740510	100.00
PROFESSIONAL DEVELOPMENT	100.00
740512	433,075.54
PROFESSIONAL SERVICES	433,075.54
740530	1,606.03
MOBILE PHONE AND DATA	1,606.03
740540	3,789.12
TRAVEL EXPENSE	3,789.12
740570	1,724.60
ADVERTISING	1,724.60
740640	1,935,184.52
CONTRACT SERVICES	1,935,184.52
740656	3,824.16
RENT AND LEASES	3,824.16
740660	551.79
EQUIPMENT RENTAL	551.79
740750	17,574.00
REMODEL	17,574.00
740820	198.00
DEMOLITION	198.00
750800	200.00
MAJOR PROJECTS	200.00
5000	24,586.35
AIRPORT	24,586.35

750800	24,586.35
MAJOR PROJECTS	24,586.35
5100	175,320.17
DISTRICT ATTORNEY	175,320.17
710110	80,085.97
SALARY/REGULAR	80,085.97
710130	36,948.25
SALARY/OVERTIME	36,948.25
710150	17,017.65
SALARY/SPECIAL PAY	17,017.65
720100	10,051.69
SOCIAL SECURITY	10,051.69
720110	12,818.76
EMPLOYEE INSURANCE	12,818.76
720120	16,666.29
RETIREMENT	16,666.29
720130	202.09
WORKERS COMPENSATION	202.09
720140	179.47
STATE UNEMPLOYMENT TAX	179.47
740640	1,350.00
CONTRACT SERVICES	1,350.00
5200	10,933,294.49
OFFICE OF HOMELAND SECURITY & EMERGENCY MANAGEMENT	10,933,294.49
710110	59,528.03
SALARY/REGULAR	59,528.03
710130	23,344.10
SALARY/OVERTIME	23,344.10
720100	6,050.98
SOCIAL SECURITY	6,050.98
720110	16,683.06
EMPLOYEE INSURANCE	16,683.06
720120	10,289.75
RETIREMENT	10,289.75
720130	183.54
WORKERS COMPENSATION	183.54
720140	(147.88)
STATE UNEMPLOYMENT TAX	(147.88)
730100	18,070.37
OFFICE SUPPLIES	18,070.37
730250	158.40
SHOP SUPPLIES	158.40
730270	137,148.15
LAW ENFORCEMENT SPECIFIC SUPPLIES	137,148.15
730300	1,405.20
COMMUNITY AWARENESS SUPPLIES	1,405.20
730330	57,264.00
IT SOFTWARE	57,264.00
730390	132,568.77
MEDICAL SUPPLIES	132,568.77
740512	517,696.38
PROFESSIONAL SERVICES	517,696.38
740530	5,826.18
MOBILE PHONE AND DATA	5,826.18

740540	302.59
TRAVEL EXPENSE	302.59
740640	3,433,567.78
CONTRACT SERVICES	3,433,567.78
740656	78,154.32
RENT AND LEASES	78,154.32
740660	12,511.40
EQUIPMENT RENTAL	12,511.40
740710	32,678.25
ADMINISTRATIVE CHARGES	32,678.25
740820	242,639.30
DEMOLITION	242,639.30
740970	775.51
FREIGHT AND HANDLING	775.51
750300	5,605,341.51
CAPITAL OUTLAY-BUILDING	5,605,341.51
750400	461,214.80
CAPITAL OUTLAY-FURNITURE FIXTURES AND EQUIPMENT	461,214.80
750600	79,940.00
CAPITAL OUTLAY-VEHICLES	79,940.00
790900	100.00
CARRYOVER FROM PREVIOUS YEAR	100.00
5400	779,484.55
JUVENILE PROBATION-ADMINISTRATIVE	779,484.55
710110	384,882.66
SALARY/REGULAR	384,882.66
710130	8,129.78
SALARY/OVERTIME	8,129.78
720100	29,125.18
SOCIAL SECURITY	29,125.18
720110	109,807.49
EMPLOYEE INSURANCE	109,807.49
720120	48,732.24
RETIREMENT	48,732.24
720140	24.49
STATE UNEMPLOYMENT TAX	24.49
730100	9,848.53
OFFICE SUPPLIES	9,848.53
730240	2,599.30
FUEL	2,599.30
730260	51.85
VEHICLE SUPPLIES	51.85
730390	4,010.23
MEDICAL SUPPLIES	4,010.23
740510	3,200.80
PROFESSIONAL DEVELOPMENT	3,200.80
740512	20,810.00
PROFESSIONAL SERVICES	20,810.00
740516	19,209.50
PROFESSIONAL SERVICES-URINALYSIS	19,209.50
740518	5,425.00
PROFESSIONAL SERVICES-POLYGRAPH	5,425.00
740530	3,271.08
MOBILE PHONE AND DATA	3,271.08

740540	3,940.56
TRAVEL EXPENSE	3,940.56
740790	6,089.00
ELECTRONIC MONITORING	6,089.00
740800	22,338.97
PURCHASED RESIDENTIAL SERVICE-INTERNAL CONT	22,338.97
740810	97,987.89
PURCHASED RESIDENTIAL SERVICE-EXTERNAL CONT	97,987.89
5401	164,482.99
JUVENILE PROBATION-DETENTION	164,482.99
730310	2,100.20
UNIFORMS	2,100.20
740512	87,378.98
PROFESSIONAL SERVICES	87,378.98
740694	30,613.81
FOOD SERVICE	30,613.81
790900	44,390.00
CARRYOVER FROM PREVIOUS YEAR	44,390.00
6000	4,047.74
SHERIFF	4,047.74
710130	3,447.12
SALARY/OVERTIME	3,447.12
720100	257.88
SOCIAL SECURITY	257.88
720120	432.25
RETIREMENT	432.25
720140	(89.51)
STATE UNEMPLOYMENT TAX	(89.51)
6200	35,443.03
SHERIFF CID	35,443.03
710110	23,187.91
SALARY/REGULAR	23,187.91
710130	153.06
SALARY/OVERTIME	153.06
720100	1,754.24
SOCIAL SECURITY	1,754.24
720110	6,020.01
EMPLOYEE INSURANCE	6,020.01
720120	2,891.06
RETIREMENT	2,891.06
720130	57.83
WORKERS COMPENSATION	57.83
720140	9.87
STATE UNEMPLOYMENT TAX	9.87
730100	1,369.05
OFFICE SUPPLIES	1,369.05
6202	47,764.05
SHERIFF ORGANIZED CRIME	47,764.05
710110	266.19
SALARY/REGULAR	266.19
710130	28,979.69
SALARY/OVERTIME	28,979.69
720100	2,155.49
SOCIAL SECURITY	2,155.49

720120	3,645.80
RETIREMENT	3,645.80
730100	1,050.48
OFFICE SUPPLIES	1,050.48
730270	379.90
LAW ENFORCEMENT SPECIFIC SUPPLIES	379.90
740530	-
MOBILE PHONE AND DATA	-
740540	382.50
TRAVEL EXPENSE	382.50
740656	2,300.00
RENT AND LEASES	2,300.00
740660	8,604.00
EQUIPMENT RENTAL	8,604.00
6300	38,203.77
SHERIFF PATROL	38,203.77
710110	-
SALARY/REGULAR	-
710130	29,738.40
SALARY/OVERTIME	29,738.40
720100	2,250.64
SOCIAL SECURITY	2,250.64
720120	3,696.76
RETIREMENT	3,696.76
720130	544.18
WORKERS COMPENSATION	544.18
720140	(63.59)
STATE UNEMPLOYMENT TAX	(63.59)
730100	502.20
OFFICE SUPPLIES	502.20
730380	1,535.18
AUDIO/VISUAL SUPPLIES	1,535.18
6302	302,917.26
SHERIFF PATROL WEST	302,917.26
710110	130,634.33
SALARY/REGULAR	130,634.33
720100	9,843.30
SOCIAL SECURITY	9,843.30
720110	20,679.01
EMPLOYEE INSURANCE	20,679.01
720120	16,337.83
RETIREMENT	16,337.83
720130	2,183.79
WORKERS COMPENSATION	2,183.79
720140	2.06
STATE UNEMPLOYMENT TAX	2.06
730100	1,019.50
OFFICE SUPPLIES	1,019.50
730270	3,612.00
LAW ENFORCEMENT SPECIFIC SUPPLIES	3,612.00
740140	17,403.99
VEHICLE MAINTENANCE	17,403.99
740530	2,147.32
MOBILE PHONE AND DATA	2,147.32

740540	2,546.05
TRAVEL EXPENSE	2,546.05
740620	2,625.34
ELECTRICITY	2,625.34
740624	213.75
WATER AND SEWER	213.75
740640	91,598.99
CONTRACT SERVICES	91,598.99
740660	2,070.00
EQUIPMENT RENTAL	2,070.00
6401	33,217.00
SHERIFF DISPATCH	33,217.00
730380	33,217.00
AUDIO/VISUAL SUPPLIES	33,217.00
6500	43,695.48
SHERIFF ADMINISTRATIVE	43,695.48
710110	29,918.72
SALARY/REGULAR	29,918.72
710130	12.14
SALARY/OVERTIME	12.14
720100	2,275.03
SOCIAL SECURITY	2,275.03
720110	6,623.48
EMPLOYEE INSURANCE	6,623.48
720120	3,712.59
RETIREMENT	3,712.59
720140	3.52
STATE UNEMPLOYMENT TAX	3.52
740512	1,150.00
PROFESSIONAL SERVICES	1,150.00
6601	211,414.85
SHERIFF JAIL	211,414.85
740750	211,414.85
REMODEL	211,414.85
7100	900,033.80
CONSTABLE PRECINCT 1	900,033.80
710110	250,994.63
SALARY/REGULAR	250,994.63
710130	21,994.08
SALARY/OVERTIME	21,994.08
710140	36.92
SALARY/CELL PHONE ALLOWANCE	36.92
720100	20,319.42
SOCIAL SECURITY	20,319.42
720110	43,220.90
EMPLOYEE INSURANCE	43,220.90
720120	33,873.43
RETIREMENT	33,873.43
720140	535.37
STATE UNEMPLOYMENT TAX	535.37
730270	38,037.95
LAW ENFORCEMENT SPECIFIC SUPPLIES	38,037.95
730310	105.00
UNIFORMS	105.00

730320	2,500.00
IT HARDWARE	2,500.00
750400	211,511.70
CAPITAL OUTLAY-FURNITURE FIXTURES AND EQUIPMENT	211,511.70
750600	276,904.40
CAPITAL OUTLAY-VEHICLES	276,904.40
7200	14,327.50
CONSTABLE PRECINCT 2	14,327.50
710130	12,814.21
SALARY/OVERTIME	12,814.21
720100	566.70
SOCIAL SECURITY	566.70
720120	946.59
RETIREMENT	946.59
7300	1,438.06
CONSTABLE PRECINCT 3	1,438.06
710130	1,070.97
SALARY/OVERTIME	1,070.97
720100	84.74
SOCIAL SECURITY	84.74
720110	150.94
EMPLOYEE INSURANCE	150.94
720120	131.41
RETIREMENT	131.41
7500	1,696.23
CONSTABLE PRECINCT 5	1,696.23
730270	1,652.23
LAW ENFORCEMENT SPECIFIC SUPPLIES	1,652.23
740510	44.00
PROFESSIONAL DEVELOPMENT	44.00
8340	81,305.54
359TH DISTRICT COURT	81,305.54
710110	29,009.21
SALARY/REGULAR	29,009.21
720100	2,029.82
SOCIAL SECURITY	2,029.82
720110	6,729.50
EMPLOYEE INSURANCE	6,729.50
720120	3,598.27
RETIREMENT	3,598.27
720140	9.00
STATE UNEMPLOYMENT TAX	9.00
730100	1,756.77
OFFICE SUPPLIES	1,756.77
740512	33,616.05
PROFESSIONAL SERVICES	33,616.05
740516	2,932.00
PROFESSIONAL SERVICES-URINALYSIS	2,932.00
740540	1,624.92
TRAVEL EXPENSE	1,624.92
9400	499,935.00
COMMISSIONER PRECINCT 4	499,935.00
750800	499,935.00
MAJOR PROJECTS	499,935.00

221	28,243.72
HAVA	28,243.72
2500	28,243.72
ELECTIONS ADMINISTRATOR	28,243.72
740660	575.11
EQUIPMENT RENTAL	575.11
750400	27,668.61
CAPITAL OUTLAY-FURNITURE FIXTURES AND EQUIPMENT	27,668.61
300	32,404,876.24
DEBT SERVICE	32,404,876.24
3290	32,404,876.24
DEBT SERVICE	32,404,876.24
780100	20,970,000.00
PRINCIPAL RETIREMENT	20,970,000.00
780200	11,340,134.26
INTEREST AND FISCAL CHARGES	11,340,134.26
780400	94,741.98
ISSUANCE COSTS	94,741.98
340	(4,236,223.87)
GASB 34 CONVERSION	(4,236,223.87)
1340	(4,236,223.87)
GASB 34 CONVERSION	(4,236,223.87)
740750	(1,470.62)
REMODEL	(1,470.62)
750200	(868,793.91)
CAPITAL OUTLAY-LAND	(868,793.91)
750300	(136,567.68)
CAPITAL OUTLAY-BUILDING	(136,567.68)
750400	(51,664.68)
CAPITAL OUTLAY-FURNITURE FIXTURES AND EQUIPMENT	(51,664.68)
750600	(415,210.13)
CAPITAL OUTLAY-VEHICLES	(415,210.13)
750700	(18,022.71)
CAPITAL OUTLAY-BOOKS	(18,022.71)
750800	(2,744,494.14)
MAJOR PROJECTS	(2,744,494.14)
400	10,840,004.69
LOCAL CAPITAL PROJECTS	10,840,004.69
1400	10,207,904.39
LOCAL CAPITAL PROJECTS	10,207,904.39
730100	174,906.23
OFFICE SUPPLIES	174,906.23
740110	104,559.38
IT SOFTWARE MAINTENANCE	104,559.38
740512	990,154.52
PROFESSIONAL SERVICES	990,154.52
740656	84,394.72
RENT AND LEASES	84,394.72
740660	65,160.00
EQUIPMENT RENTAL	65,160.00
740662	2,026,442.00
LEASE TO PURCHASE	2,026,442.00
750400	316,668.58
CAPITAL OUTLAY-FURNITURE FIXTURES AND EQUIPMENT	316,668.58

750500	241,000.00
CAPITAL OUTLAY-INTANGIBLES	241,000.00
750600	401,219.40
CAPITAL OUTLAY-VEHICLES	401,219.40
750700	115,096.20
CAPITAL OUTLAY-BOOKS	115,096.20
750800	5,688,303.36
MAJOR PROJECTS	5,688,303.36
2600	98,902.68
INFORMATION TECHNOLOGY	98,902.68
750800	98,902.68
MAJOR PROJECTS	98,902.68
4500	33,643.63
MEMORIAL LIBRARY	33,643.63
750700	33,643.63
CAPITAL OUTLAY-BOOKS	33,643.63
9100	307,556.11
COMMISSIONER PRECINCT 1	307,556.11
750800	307,556.11
MAJOR PROJECTS	307,556.11
9300	150,522.73
COMMISSIONER PRECINCT 3	150,522.73
750800	150,522.73
MAJOR PROJECTS	150,522.73
9400	41,475.15
COMMISSIONER PRECINCT 4	41,475.15
750800	41,475.15
MAJOR PROJECTS	41,475.15
403	359,640.43
C/P PASS THRU TOLL PROJECTS	359,640.43
1903	359,640.43
CAPITAL ROAD PROJECTS	359,640.43
750800	359,640.43
MAJOR PROJECTS	359,640.43
404	21,865.93
C/P ROAD BONDS 2016	21,865.93
1903	14,068.35
CAPITAL ROAD PROJECTS	14,068.35
750800	14,068.35
MAJOR PROJECTS	14,068.35
9400	7,797.58
COMMISSIONER PRECINCT 4	7,797.58
740512	7,797.58
PROFESSIONAL SERVICES	7,797.58
405	262,861.52
C/P ROAD BONDS 2016A	262,861.52
1903	260,217.88
CAPITAL ROAD PROJECTS	260,217.88
750800	260,217.88
MAJOR PROJECTS	260,217.88
9100	410.64
COMMISSIONER PRECINCT 1	410.64
740512	410.64
PROFESSIONAL SERVICES	410.64

9400	2,233.00
COMMISSIONER PRECINCT 4	2,233.00
740730	2,233.00
ACQUISITION COSTS	2,233.00
406	4,441,312.13
C/P ROAD BONDS 2018	4,441,312.13
1903	471,188.14
CAPITAL ROAD PROJECTS	471,188.14
750800	471,188.14
MAJOR PROJECTS	471,188.14
9100	642,484.42
COMMISSIONER PRECINCT 1	642,484.42
740512	642,484.42
PROFESSIONAL SERVICES	642,484.42
9200	22,065.00
COMMISSIONER PRECINCT 2	22,065.00
740512	22,065.00
PROFESSIONAL SERVICES	22,065.00
9300	1,156,904.70
COMMISSIONER PRECINCT 3	1,156,904.70
750800	1,156,904.70
MAJOR PROJECTS	1,156,904.70
9400	2,148,669.87
COMMISSIONER PRECINCT 4	2,148,669.87
730190	903,186.19
ROAD MATERIALS	903,186.19
740512	45,219.80
PROFESSIONAL SERVICES	45,219.80
750200	1,148,983.73
CAPITAL OUTLAY-LAND	1,148,983.73
750800	48,550.15
MAJOR PROJECTS	48,550.15
790900	(100.00)
CARRYOVER FROM PREVIOUS YEAR	(100.00)
740730	2,830.00
ACQUISITION COSTS	2,830.00
407	3,171,030.17
C/P ROAD BONDS 2018B	3,171,030.17
1903	146,585.49
CAPITAL ROAD PROJECTS	146,585.49
750800	146,585.49
MAJOR PROJECTS	146,585.49
9100	211,167.51
COMMISSIONER PRECINCT 1	211,167.51
740512	992,899.88
PROFESSIONAL SERVICES	992,899.88
750200	6,642.00
CAPITAL OUTLAY-LAND	6,642.00
750800	(788,374.37)
MAJOR PROJECTS	(788,374.37)
9200	186,477.82
COMMISSIONER PRECINCT 2	186,477.82
730190	99,810.09
ROAD MATERIALS	99,810.09

740512	86,667.73
PROFESSIONAL SERVICES	86,667.73
9300	83,229.11
COMMISSIONER PRECINCT 3	83,229.11
750800	83,229.11
MAJOR PROJECTS	83,229.11
9400	2,543,570.24
COMMISSIONER PRECINCT 4	2,543,570.24
730190	1,228,217.14
ROAD MATERIALS	1,228,217.14
740484	125.00
COURT REPORTER TRANSCRIPT	125.00
740512	53,087.53
PROFESSIONAL SERVICES	53,087.53
750200	638,568.49
CAPITAL OUTLAY-LAND	638,568.49
750800	623,572.08
MAJOR PROJECTS	623,572.08
408	4,290,083.08
C/P SHERIFF'S PROJECTS	4,290,083.08
1408	4,099,754.08
SHERIFF PROJECTS	4,099,754.08
750200	2,199.43
CAPITAL OUTLAY-LAND	2,199.43
750800	4,097,554.65
MAJOR PROJECTS	4,097,554.65
6000	190,329.00
SHERIFF	190,329.00
750100	190,329.00
CAPITAL OUTLAY-CAPITAL IMPROVEMENT PLAN	190,329.00
500	16,261,253.71
SELF INSURANCE	16,261,253.71
2201	16,261,253.71
SELF INSURANCE	16,261,253.71
740120	11,652,732.82
MEDICAL SERVICES	11,652,732.82
740190	2,431,007.58
RX CLAIMS	2,431,007.58
740512	72.00
PROFESSIONAL SERVICES	72.00
740660	1,881.99
EQUIPMENT RENTAL	1,881.99
740710	387,211.11
ADMINISTRATIVE CHARGES	387,211.11
740740	7,160.04
BANK SERVICE CHARGES	7,160.04
740940	595,227.01
INSURANCE PREMIUMS	595,227.01
740960	90,406.80
PRE-CERTIFICATION/ UTILITIZATION REVIEW FEES	90,406.80
740962	27,806.94
EMPLOYEE ASSISTANCE PROGRAM FEES	27,806.94
740964	168,673.21
PREFERRED PROVIDER ORGANIZATION FEES	168,673.21

740968	899,074.21
STOP LOSS PREMIUMS	899,074.21
501	744,111.52
WORKERS' COMPENSATION	744,111.52
2203	744,111.52
WORKERS COMPENSATION	744,111.52
740120	663,732.81
MEDICAL SERVICES	663,732.81
740700	48,389.68
INSURANCE/BOND PREMIUMS	48,389.68
740710	31,989.03
ADMINISTRATIVE CHARGES	31,989.03
502	861,948.84
PROPERTY/CASUALTY	861,948.84
2202	859,268.84
PROPERTY/CASUALTY	859,268.84
740640	7,067.00
CONTRACT SERVICES	7,067.00
740700	34,260.00
INSURANCE/BOND PREMIUMS	34,260.00
740710	744,903.26
ADMINISTRATIVE CHARGES	744,903.26
740930	5,055.00
DAMAGE REPAIRS	5,055.00
740940	29,600.42
INSURANCE PREMIUMS	29,600.42
740950	2,201.00
BONDS-NOTARIES	2,201.00
740952	12,575.00
BONDS-SURETY	12,575.00
750600	23,607.16
CAPITAL OUTLAY-VEHICLES	23,607.16
1502	2,680.00
PROPERTY/CASUALTY	2,680.00
740640	2,680.00
CONTRACT SERVICES	2,680.00
999	291,683.94
DEFAULT ZONE FUND	291,683.94
1903	291,683.94
CAPITAL ROAD PROJECTS	291,683.94
730190	180,674.74
ROAD MATERIALS	180,674.74
740512	2,988.00
PROFESSIONAL SERVICES	2,988.00
750200	2,550.00
CAPITAL OUTLAY-LAND	2,550.00
750800	105,471.20
MAJOR PROJECTS	105,471.20
(blank)	
(blank)	
(blank)	
(blank)	
(blank)	
(blank)	

421	5,748.00
ROAD BOND CLEARING	5,748.00
1903	5,748.00
CAPITAL ROAD PROJECTS	5,748.00
750200	5,748.00
CAPITAL OUTLAY-LAND	5,748.00
222	9,042,248.43
JAIL PASS THRU	9,042,248.43
6601	9,042,248.43
SHERIFF JAIL	9,042,248.43
740640	9,042,248.43
CONTRACT SERVICES	9,042,248.43

Montgomery County, Texas
Office of the County Auditor
501 North Thompson, Suite 205, Conroe, Texas 77301
P. O. Box 539, Conroe, Texas 77305

Rakesh Pandey, CPA
County Auditor

Angela H. Blocker
1st Assistant County Auditor

TO: Commissioners Court

FROM: Rakesh Pandey, County Auditor RP

DATE: April 26, 2022

RE: County Auditor's Report

The following reports "Report of Revenues" and "Report of Expenditures" are provided to the Commissioners Court in compliance with Local Government Code 114.024.

If you have any questions, please do not hesitate to contact me.

RP/ah

Tele: (936) 539-7820•••Fax (936) 788-8390•••Email: Rakesh.Pandey@mctx.org

MONTGOMERY COUNTY, TEXAS

REPORT OF REVENUES

For Fiscal Year Ended September 30, 2022

April 18, 2022

	Sum of NetTransactionAmount
100	(226,440,754.14)
GENERAL OPERATIONS	(226,440,754.14)
1100	(199,810,094.13)
400100	(188,488,168.08)
CURRENT TAXES	(188,488,168.08)
400110	(777,033.07)
DELINQUENT TAXES	(777,033.07)
400120	(533,097.20)
PENALTY AND INTEREST	(533,097.20)
400140	(715,541.64)
OTHER TAXES	(715,541.64)
410100	(146,078.50)
TABC LICENSES	(146,078.50)
410102	(327,875.00)
HEALTH PERMITS	(327,875.00)
430104	(7,984.00)
COUNTY JUDGE FEES	(7,984.00)
430106	(91,162.20)
SHERIFF FEES	(91,162.20)
430108	(5,516.54)
COUNTY ATTORNEY FEES	(5,516.54)
430110	(2,233,628.18)
COUNTY CLERK FEES	(2,233,628.18)
430118	(460,200.99)
TPW SALES TAX COMMISSION	(460,200.99)
430132	(518,934.24)
DISTRICT CLERK FEES	(518,934.24)
430134	(1,543,555.98)
JUSTICE OF THE PEACE FEES	(1,543,555.98)
430136	(1,133.04)
TRUANCY PREVENTION AND DIVERSION CCP 102.015	(1,133.04)
430138	(18,687.10)
CONSTABLE FEES	(18,687.10)
430142	(151,825.40)
CRIMINAL JUSTICE FEES	(151,825.40)
430144	(723.65)
CHILD SAFETY	(723.65)
430148	(1,500.00)
BAIL BOND ADMINISTRATION FEES	(1,500.00)
430150	(16,800.77)
TRAFFIC SAFETY FEES	(16,800.77)
430152	(41,464.49)
FAILURE TO APPEAR FEES	(41,464.49)
430156	-
LEOSE-ANNUAL ALLOCATION	-
430158	(3,795.00)
JUDICIAL EDUCATION	(3,795.00)
430164	(12,597.49)

HB530 DRUG COURT FEE-UNRESTRICTED	(12,597.49)
430166	(20,732.01)
CCP102.0178 DRUG COURT FEE-RESTRICTED	(20,732.01)
430170	(2,908.82)
HAZARDOUS WASTE MANAGEMENT FEE	(2,908.82)
430174	(291,666.69)
DETENTION ADMINISTRATION SERVICES	(291,666.69)
430176	(7,314.00)
PROBATION FEES	(7,314.00)
430178	(155.39)
COMMUNITY RESTITUTION FEES	(155.39)
430212	(30,753.05)
JURY FEES	(30,753.05)
430216	(30,387.00)
INMATE TELEPHONE FEE	(30,387.00)
440100	(1,098,671.41)
INTEREST-BANK	(1,098,671.41)
440120	(456,352.84)
INVESTMENT EARNINGS	(456,352.84)
450100	(1,292.74)
COMMISSIONS	(1,292.74)
450200	(9,900.00)
CONTRACT SERVICE REVENUE	(9,900.00)
450210	(83,249.11)
CONTRACT REIMBURSEMENT-ADMINISTRATION	(83,249.11)
450300	(4,310.79)
CONTRIBUTIONS	(4,310.79)
450318	(7,400.00)
RENTS/LEASES	(7,400.00)
450320	(129,500.78)
MISCELLANEOUS	(129,500.78)
450326	(1,211,983.38)
TEMPORARY SUSPENSE REVENUE	(1,211,983.38)
450328	(190,224.87)
SALE OF ASSETS	(190,224.87)
460100	(115,368.09)
COURT FINES	(115,368.09)
410116	(500.00)
RECYCLE CENTER PERMITS	(500.00)
460110	(16,120.60)
ESTRAY PROCEEDS	(16,120.60)
450314	(4,000.00)
LITIGATION SETTLEMENT	(4,000.00)
2200	(9,435.00)
450328	(9,435.00)
SALE OF ASSETS	(9,435.00)
2500	(8,131,117.14)
480130	(8,131,117.14)
CAPITAL LEASE FINANCING	(8,131,117.14)
2800	(13,360.00)
420100	(13,360.00)
FEDERAL GRANT REVENUE	(13,360.00)
2801	(70,279.35)
420204	(70,000.00)
STATE ALLOCATIONS	(70,000.00)

440100	(279.35)
INTEREST-BANK	(279.35)
3000	-
450200	-
CONTRACT SERVICE REVENUE	-
3220	(74,720.68)
430110	(13,260.00)
COUNTY CLERK FEES	(13,260.00)
430132	(43,927.50)
DISTRICT CLERK FEES	(43,927.50)
430134	(17,533.18)
JUSTICE OF THE PEACE FEES	(17,533.18)
3240	(910.00)
450300	(910.00)
CONTRIBUTIONS	(910.00)
3400	-
450200	-
CONTRACT SERVICE REVENUE	-
3700	(6,669,346.04)
430118	(37,303.35)
TPW SALES TAX COMMISSION	(37,303.35)
430122	(732,189.15)
SUPPLEMENTAL MVD FEES	(732,189.15)
430124	(5,893,878.44)
SALES TAX COMMISSIONS	(5,893,878.44)
430126	(5,975.10)
TPW TITLE FEE	(5,975.10)
3701	(519.93)
440100	(519.93)
INTEREST-BANK	(519.93)
3703	(3,125.00)
430128	(2,625.00)
VTR LICENSE APP FEE-OWNER	(2,625.00)
430130	(500.00)
VTR LICENSE APP FEE-RUNNER	(500.00)
4001	(368,385.00)
410106	(368,385.00)
FOOD SERVICE PERMITS	(368,385.00)
4100	(228,548.09)
410104	(1,415.00)
ANIMAL CONTROL TRANSPORT	(1,415.00)
430190	(37,953.00)
ADOPTION FEES	(37,953.00)
430192	(6,530.00)
ANIMAL SHELTER FEES	(6,530.00)
430194	(60,234.00)
CLINIC SERVICES	(60,234.00)
430196	(3,085.00)
IMPOUND FEES	(3,085.00)
450300	(119,331.09)
CONTRIBUTIONS	(119,331.09)
4200	(2,868.30)
430200	(2,400.00)
INQUESTS AND AUTOPSIES	(2,400.00)
430210	(468.30)

FORENSIC ADMINISTRATION FEE	(468.30)
4400	(601,032.20)
450318	(263,730.12)
RENTS/LEASES	(263,730.12)
400130	(337,302.08)
SPECIAL ASSESSMENTS	(337,302.08)
4500	(101,602.89)
430224	(38,994.53)
BOOK FINES	(38,994.53)
450300	(62,608.36)
CONTRIBUTIONS	(62,608.36)
5000	(309,365.35)
430226	(209,697.33)
RENTAL/USER FEES	(209,697.33)
430230	(99,668.02)
FUEL FLOW FEES	(99,668.02)
5050	(102,829.02)
430226	(102,829.02)
RENTAL/USER FEES	(102,829.02)
5100	(111,592.00)
420204	(46,864.00)
STATE ALLOCATIONS	(46,864.00)
460130	(64,728.00)
FORFEITURES-BONDS	(64,728.00)
5101	(7,512.02)
420204	(7,500.00)
STATE ALLOCATIONS	(7,500.00)
440100	(12.02)
INTEREST-BANK	(12.02)
5301	(538,598.65)
430184	(177,198.65)
FIRE INSPECTION FEE-EXISTING	(177,198.65)
430186	(361,400.00)
FIRE INSPECTION FEE-NEW CONSTRUCTION	(361,400.00)
5400	(1,633.00)
430174	(1,633.00)
DETENTION ADMINISTRATION SERVICES	(1,633.00)
5500	(1,263,154.56)
450200	(1,263,154.56)
CONTRACT SERVICE REVENUE	(1,263,154.56)
450200	(339,702.10)
CONTRACT SERVICE REVENUE	(339,702.10)
5600	(65,875.33)
450100	(65,875.33)
COMMISSIONS	(65,875.33)
5602	(44,704.03)
430156	(44,704.03)
LEOSE-ANNUAL ALLOCATION	(44,704.03)
6000	(544,870.15)
410108	(391,010.00)
ALARM PERMITS	(391,010.00)
420206	(11,973.65)
STATE CONTRACT REIMBURSEMENT	(11,973.65)
430180	(39,952.50)
VEHICLE TOWING PROGRAM FEES	(39,952.50)

450100	(101,934.00)
COMMISSIONS	(101,934.00)
6100	(143.87)
450200	(143.87)
CONTRACT SERVICE REVENUE	(143.87)
6201	(40,630.92)
450200	(40,630.92)
CONTRACT SERVICE REVENUE	(40,630.92)
6301	(159,660.14)
450200	(159,660.14)
CONTRACT SERVICE REVENUE	(159,660.14)
6302	(487,152.95)
450200	(487,152.95)
CONTRACT SERVICE REVENUE	(487,152.95)
6303	(2,819,619.79)
450200	(2,819,619.79)
CONTRACT SERVICE REVENUE	(2,819,619.79)
6401	(558,059.82)
450200	(558,059.82)
CONTRACT SERVICE REVENUE	(558,059.82)
6402	(6,203.78)
430182	(5,570.00)
FINGERPRINT FEES	(5,570.00)
450200	(633.78)
CONTRACT SERVICE REVENUE	(633.78)
6405	(209,672.42)
450210	(209,672.42)
CONTRACT REIMBURSEMENT-ADMINISTRATION	(209,672.42)
6407	(1,720.00)
430172	(1,720.00)
ACADEMY REVENUE	(1,720.00)
6601	(18,177.22)
420108	(17,835.00)
FEDERAL INMATE HOUSING	(17,835.00)
430178	(342.22)
COMMUNITY RESTITUTION FEES	(342.22)
7100	(496,629.54)
410110	50.34
AUTO REGISTRATION	50.34
430138	(38,403.52)
CONSTABLE FEES	(38,403.52)
450200	(443,147.36)
CONTRACT SERVICE REVENUE	(443,147.36)
450300	(5,041.94)
CONTRIBUTIONS	(5,041.94)
420106	(10,087.06)
FEDERAL CONTRACT REIMBURSEMENT	(10,087.06)
7200	(31,041.48)
430138	(31,041.48)
CONSTABLE FEES	(31,041.48)
7300	(862,481.27)
430138	(40,631.64)
CONSTABLE FEES	(40,631.64)
450100	(495.73)
COMMISSIONS	(495.73)

450200	(821,353.90)
CONTRACT SERVICE REVENUE	(821,353.90)
7400	(107,928.39)
430138	(28,523.67)
CONSTABLE FEES	(28,523.67)
450100	(331.50)
COMMISSIONS	(331.50)
450200	(76,278.22)
CONTRACT SERVICE REVENUE	(76,278.22)
420106	(2,795.00)
FEDERAL CONTRACT REIMBURSEMENT	(2,795.00)
7500	(635,440.18)
430138	(22,574.50)
CONSTABLE FEES	(22,574.50)
450200	(612,865.68)
CONTRACT SERVICE REVENUE	(612,865.68)
8100	(114,121.00)
450210	(64,934.00)
CONTRACT REIMBURSEMENT-ADMINISTRATION	(64,934.00)
450324	(48,912.00)
REIMBURSEMENT POST-JUDGEMENT	(48,912.00)
450322	(275.00)
REIMBURSEMENT PRE-JUDGEMENT	(275.00)
8210	(25,200.00)
420204	(25,200.00)
STATE ALLOCATIONS	(25,200.00)
8220	(25,200.00)
420204	(25,200.00)
STATE ALLOCATIONS	(25,200.00)
8230	(25,200.00)
420204	(25,200.00)
STATE ALLOCATIONS	(25,200.00)
8240	(25,200.00)
420204	(25,200.00)
STATE ALLOCATIONS	(25,200.00)
8250	(25,200.00)
420204	(25,200.00)
STATE ALLOCATIONS	(25,200.00)
8320	(891.61)
420300	(603.46)
OTHER GRANT REVENUE	(603.46)
430102	(288.15)
COUNTY/DISTRICT COURT FEES	(288.15)
8340	456.12
430158	456.12
JUDICIAL EDUCATION	456.12
8360	3,974.76
450318	3,974.76
RENTS/LEASES	3,974.76
8370	(1,856.30)
420300	(1,856.30)
OTHER GRANT REVENUE	(1,856.30)
8401	(44,537.69)
430214	(44,422.59)
PROGRAM FEES	(44,422.59)

430218	(630.00)
MRT BOOK FEE	(630.00)
450318	514.90
RENTS/LEASES	514.90
8402	(74,888.00)
430214	(74,618.00)
PROGRAM FEES	(74,618.00)
430218	(270.00)
MRT BOOK FEE	(270.00)
8510	(23,730.00)
430228	(23,730.00)
COLLECTION FEE	(23,730.00)
430550	-
THIRD PARTY COLLECTION FEE	-
8520	25,731.11
430228	(32,082.01)
COLLECTION FEE	(32,082.01)
430550	57,813.12
THIRD PARTY COLLECTION FEE	57,813.12
8530	(23,781.75)
430134	(3,060.10)
JUSTICE OF THE PEACE FEES	(3,060.10)
450200	(20,721.65)
CONTRACT SERVICE REVENUE	(20,721.65)
8540	(23,469.63)
430228	(23,469.63)
COLLECTION FEE	(23,469.63)
8550	(22,735.86)
430228	(22,735.86)
COLLECTION FEE	(22,735.86)
4401	(139,395.71)
450318	(139,395.71)
RENTS/LEASES	(139,395.71)
6106	(10,200.00)
CONTRIBUTIONS	(10,200.00)
6102	(15,566.85)
420106	(15,566.85)
FEDERAL CONTRACT REIMBURSEMENT	(15,566.85)
200	(35,863,978.65)
ROAD AND BRIDGE	(35,863,978.65)
1200	(34,849,484.64)
400100	(29,628,449.24)
CURRENT TAXES	(29,628,449.24)
400110	(117,330.31)
DELINQUENT TAXES	(117,330.31)
400120	(67,574.82)
PENALTY AND INTEREST	(67,574.82)
400140	(189,812.87)
OTHER TAXES	(189,812.87)
410110	(3,183,732.06)
AUTO REGISTRATION	(3,183,732.06)
410114	(100.00)
OVERLOAD PERMITS	(100.00)
420304	(24,314.37)
OTHER ALLOCATIONS	(24,314.37)

430112	(247,415.96)
SUBDIVISION FEES	(247,415.96)
430114	(596,320.76)
FLOOD PLAIN FEES	(596,320.76)
440100	(23,782.10)
INTEREST-BANK	(23,782.10)
440120	(670.24)
INVESTMENT EARNINGS	(670.24)
450320	(30.00)
MISCELLANEOUS	(30.00)
460100	(425,506.84)
COURT FINES	(425,506.84)
410113	(344,445.07)
DEVELOPMENT PERMIT	(344,445.07)
9100	(8,435.41)
450318	(2,185.56)
RENTS/LEASES	(2,185.56)
450320	(6,249.85)
MISCELLANEOUS	(6,249.85)
9200	(5,926.86)
450200	(2,532.11)
CONTRACT SERVICE REVENUE	(2,532.11)
450328	(3,394.75)
SALE OF ASSETS	(3,394.75)
9300	(227,798.45)
450200	(3,000.00)
CONTRACT SERVICE REVENUE	(3,000.00)
450300	(700.00)
CONTRIBUTIONS	(700.00)
450316	(224,098.45)
INSURANCE REIMBURSEMENT	(224,098.45)
9400	(313,904.51)
430226	(200.00)
RENTAL/USER FEES	(200.00)
450200	(311,451.91)
CONTRACT SERVICE REVENUE	(311,451.91)
450318	(10.00)
RENTS/LEASES	(10.00)
450320	(2,242.60)
MISCELLANEOUS	(2,242.60)
9408	(54,531.26)
420102	(43,931.26)
FEDERAL PROGRAM INCOME	(43,931.26)
430226	(10,600.00)
RENTAL/USER FEES	(10,600.00)
9108	(71,597.50)
420102	(37,137.50)
FEDERAL PROGRAM INCOME	(37,137.50)
430226	(34,160.00)
RENTAL/USER FEES	(34,160.00)
450320	(300.00)
MISCELLANEOUS	(300.00)
9107	(23,024.00)
430226	(23,024.00)
RENTAL/USER FEES	(23,024.00)

9208	(36,281.00)
420102	(20,485.00)
FEDERAL PROGRAM INCOME	(20,485.00)
430226	(16,200.00)
RENTAL/USER FEES	(16,200.00)
450300	404.00
CONTRIBUTIONS	404.00
9307	(1,800.00)
430226	(1,800.00)
RENTAL/USER FEES	(1,800.00)
9308	(21,367.50)
430226	(21,367.50)
RENTAL/USER FEES	(21,367.50)
9209	(10,734.81)
430222	(10,734.81)
RECYCLE FEES	(10,734.81)
9309	(107,377.00)
430222	(107,377.00)
RECYCLE FEES	(107,377.00)
9407	(47,350.00)
430226	(47,350.00)
RENTAL/USER FEES	(47,350.00)
9109	(84,365.71)
430222	959.54
RECYCLE FEES	959.54
450200	(85,325.25)
CONTRACT SERVICE REVENUE	(85,325.25)
201	(133.24)
WORTHLESS CHECK	(133.24)
2800	(18.43)
440100	(18.43)
INTEREST-BANK	(18.43)
5100	(114.81)
430188	(112.25)
WORTHLESS CHECK FEES	(112.25)
440100	(2.56)
INTEREST-BANK	(2.56)
202	(348,315.89)
FORFEITURES	(348,315.89)
5100	(68,617.00)
440100	(504.83)
INTEREST-BANK	(504.83)
460120	(68,112.17)
FORFEITURES	(68,112.17)
5300	(7.06)
440100	(7.06)
INTEREST-BANK	(7.06)
6000	(117,717.54)
440100	(626.79)
INTEREST-BANK	(626.79)
460120	(117,090.75)
FORFEITURES	(117,090.75)
6200	(72,301.01)
440100	(392.35)
INTEREST-BANK	(392.35)

460120	(71,908.66)
FORFEITURES	(71,908.66)
7100	(6,682.65)
440100	(41.50)
INTEREST-BANK	(41.50)
460120	(6,641.15)
FORFEITURES	(6,641.15)
7200	(1,646.79)
440100	(210.00)
INTEREST-BANK	(210.00)
460120	(1,436.79)
FORFEITURES	(1,436.79)
7300	(661.39)
440100	(17.23)
INTEREST-BANK	(17.23)
460120	(644.16)
FORFEITURES	(644.16)
7400	(73,740.52)
440100	(136.31)
INTEREST-BANK	(136.31)
460120	(73,604.21)
FORFEITURES	(73,604.21)
7500	(6,941.93)
440100	(167.09)
INTEREST-BANK	(167.09)
460120	(6,774.84)
FORFEITURES	(6,774.84)
203	(963,882.82)
JAIL COMMISSARY	(963,882.82)
6602	(963,882.82)
430220	(960,164.41)
COMMISSARY SALES	(960,164.41)
440100	(3,718.41)
INTEREST-BANK	(3,718.41)
204	(138,011.08)
LAW LIBRARY	(138,011.08)
1204	(138,011.08)
430110	(30,940.00)
COUNTY CLERK FEES	(30,940.00)
430132	(102,882.50)
DISTRICT CLERK FEES	(102,882.50)
440100	(949.66)
INTEREST-BANK	(949.66)
440120	(51.25)
INVESTMENT EARNINGS	(51.25)
450320	(3,187.67)
MISCELLANEOUS	(3,187.67)
205	(12,700.00)
PRE-TRIAL DIVERSION	(12,700.00)
5100	(12,700.00)
430146	(12,700.00)
PRETRIAL DIVERSION FEES	(12,700.00)
206	(401,121.95)
COUNTY CLERK RECORDS MGMT & PRESERVATION	(401,121.95)
2300	(401,121.95)

430100	(399,506.00)
COUNTY RECORDS MANAGEMENT FEES	(399,506.00)
440120	(1,615.95)
INVESTMENT EARNINGS	(1,615.95)
207	(21,517.99)
COUNTY RECORDS MANAGEMENT	(21,517.99)
1207	(17,583.58)
COUNTY CLERK FEES	(17,583.58)
2300	(3,934.41)
430100	(3,934.41)
COUNTY RECORDS MANAGEMENT FEES	(3,934.41)
208	(55,636.07)
DISTRICT CLERK RECORDS MGMT & PRESERVATION	(55,636.07)
2700	(55,636.07)
430132	(55,559.43)
DISTRICT CLERK FEES	(55,559.43)
440120	(76.64)
INVESTMENT EARNINGS	(76.64)
209	(23,686.59)
DISTRICT CLERK RECORDS PRESERVATION	(23,686.59)
2700	(23,686.59)
430132	(23,640.00)
DISTRICT CLERK FEES	(23,640.00)
440120	(46.59)
INVESTMENT EARNINGS	(46.59)
210	(20,100.49)
COUNTY AND DISTRICT COURTS DIGITAL PRESERVATION	(20,100.49)
2900	(20,100.49)
430132	(20,005.00)
DISTRICT CLERK FEES	(20,005.00)
440120	(95.49)
INVESTMENT EARNINGS	(95.49)
211	(6,109.43)
COUNTY AND DISTRICT COURT TECHNOLOGY	(6,109.43)
1211	(6,109.43)
430110	(4,104.75)
COUNTY CLERK FEES	(4,104.75)
430132	(2,004.68)
DISTRICT CLERK FEES	(2,004.68)
212	(19,116.80)
COURT GUARDIANSHIP	(19,116.80)
8105	(15,777.87)
430116	(15,777.87)
COURT GUARDIANSHIP FEE	(15,777.87)
1212	(3,338.93)
430110	(3,338.93)
COUNTY CLERK FEES	(3,338.93)
213	(75,441.60)
COURT REPORTER SERVICE	(75,441.60)
1213	(75,441.60)
430168	(75,441.60)
STENOGRAPHER FEES	(75,441.60)
214	(127,416.15)
COURTHOUSE SECURITY - COUNTY/DISTRICT COURT	(127,416.15)
1214	(127,416.15)

430102	(127,416.15)
COUNTY/DISTRICT COURT FEES	(127,416.15)
215	(47,047.55)
8590	(47,047.55)
430102	(38,598.25)
COUNTY/DISTRICT COURT FEES	(38,598.25)
430134	(8,449.30)
JUSTICE OF THE PEACE FEES	(8,449.30)
216	(39,110.81)
JUSTICE COURT TECHNOLOGY	(39,110.81)
8591	(39,110.81)
430134	(39,110.81)
JUSTICE OF THE PEACE FEES	(39,110.81)
217	(3,665.16)
JUVENILE CASE MANAGER	(3,665.16)
8592	(3,665.16)
430134	(3,665.16)
JUSTICE OF THE PEACE FEES	(3,665.16)
218	(10,302.00)
CC VITAL RECORDS PRESERVATION	(10,302.00)
2300	(10,302.00)
430110	(10,302.00)
COUNTY CLERK FEES	(10,302.00)
219	474,581.10
CONTRACT ELECTION SERVICE	474,581.10
2502	474,581.10
440100	(3,112.56)
INTEREST-BANK	(3,112.56)
440120	(22.70)
INVESTMENT EARNINGS	(22.70)
450200	477,716.36
CONTRACT SERVICE REVENUE	477,716.36
220	(68,221,389.30)
GRANTS	(68,221,389.30)
1220	(1,871.23)
440100	(1,871.23)
INTEREST-BANK	(1,871.23)
2000	(51,365,904.41)
420100	(51,365,904.41)
FEDERAL GRANT REVENUE	(51,365,904.41)
2800	(11,565,442.66)
420200	(11,565,442.66)
STATE GRANT REVENUE	(11,565,442.66)
3200	(7,535.92)
420200	(7,535.92)
STATE GRANT REVENUE	(7,535.92)
4100	(263,867.79)
420300	(263,867.79)
OTHER GRANT REVENUE	(263,867.79)
4300	(6,879,997.48)
420100	(6,784,122.97)
FEDERAL GRANT REVENUE	(6,784,122.97)
420102	(7,402.63)
FEDERAL PROGRAM INCOME	(7,402.63)
420200	(27,800.00)

STATE GRANT REVENUE	(27,800.00)
450300	(60,671.88)
CONTRIBUTIONS	(60,671.88)
4500	(18,039.36)
420100	(18,039.36)
FEDERAL GRANT REVENUE	(18,039.36)
5000	39,285.90
420100	39,285.90
FEDERAL GRANT REVENUE	39,285.90
420200	-
STATE GRANT REVENUE	-
420100	(24,374.89)
FEDERAL GRANT REVENUE	(24,374.89)
5200	3,823,029.66
420100	3,823,029.66
FEDERAL GRANT REVENUE	3,823,029.66
5400	(1,160,143.90)
420102	33,901.12
FEDERAL PROGRAM INCOME	33,901.12
420200	(1,194,045.02)
STATE GRANT REVENUE	(1,194,045.02)
420300	-
OTHER GRANT REVENUE	-
5401	(546,454.28)
420100	(25,337.62)
FEDERAL GRANT REVENUE	(25,337.62)
420200	(521,141.66)
STATE GRANT REVENUE	(521,141.66)
420306	25.00
OTHER CONTRACT REIMBURSEMENT	25.00
6000	(706.45)
420100	(706.45)
FEDERAL GRANT REVENUE	(706.45)
6100	(3,596.36)
420300	(3,596.36)
OTHER GRANT REVENUE	(3,596.36)
6200	(10,872.54)
420100	(15,626.23)
FEDERAL GRANT REVENUE	(15,626.23)
420106	4,753.69
FEDERAL CONTRACT REIMBURSEMENT	4,753.69
6202	(22,655.88)
420100	(22,655.88)
FEDERAL GRANT REVENUE	(22,655.88)
6300	(2,967.55)
420100	(2,967.55)
FEDERAL GRANT REVENUE	(2,967.55)
6302	(131,897.88)
420200	(87,768.90)
STATE GRANT REVENUE	(87,768.90)
450300	(44,128.98)
CONTRIBUTIONS	(44,128.98)
6407	(131,597.44)
420200	(26,125.44)
STATE GRANT REVENUE	(26,125.44)

420300	(105,472.00)
OTHER GRANT REVENUE	(105,472.00)
6500	(21,781.17)
420100	(419.40)
FEDERAL GRANT REVENUE	(419.40)
450100	(21,361.77)
COMMISSIONS	(21,361.77)
7100	(6,163.93)
420100	(1,452.51)
FEDERAL GRANT REVENUE	(1,452.51)
420300	(4,711.42)
OTHER GRANT REVENUE	(4,711.42)
7300	(252.10)
420300	(252.10)
OTHER GRANT REVENUE	(252.10)
7500	(13,352.91)
420300	(13,352.91)
OTHER GRANT REVENUE	(13,352.91)
8340	(58,958.73)
420200	(58,958.73)
STATE GRANT REVENUE	(58,958.73)
9400	154,280.00
420100	154,280.00
FEDERAL GRANT REVENUE	154,280.00
9408	450.00
420102	450.00
FEDERAL PROGRAM INCOME	450.00
300	(49,819,569.14)
DEBT SERVICE	(49,819,569.14)
1300	(39,656,788.34)
400100	(39,273,634.12)
CURRENT TAXES	(39,273,634.12)
400110	(162,144.89)
DELINQUENT TAXES	(162,144.89)
400140	(21.07)
OTHER TAXES	(21.07)
420304	(200,773.44)
OTHER ALLOCATIONS	(200,773.44)
440100	(20,014.68)
INTEREST-BANK	(20,014.68)
440120	(200.14)
INVESTMENT EARNINGS	(200.14)
3290	(10,162,780.80)
480100	(8,430,000.00)
BOND PROCEEDS	(8,430,000.00)
480110	(1,732,780.80)
PREMIUM ON BOND ISSUE	(1,732,780.80)
340	3,962.50
GASB 34 CONVERSION	3,962.50
1340	3,962.50
450320	118,888.62
MISCELLANEOUS	118,888.62
480200	(114,926.12)
GAIN/LOSS ON SALE OF ASSETS	(114,926.12)
400	-

LOCAL CAPITAL PROJECTS	-
1400	-
400140	-
OTHER TAXES	-
440100	-
INTEREST-BANK	-
401	(4,608.82)
C/P REVENUE TOLL BONDS 10	(4,608.82)
1401	(4,608.82)
440100	(1,892.48)
INTEREST-BANK	(1,892.48)
440120	(2,716.34)
INVESTMENT EARNINGS	(2,716.34)
402	(578.73)
C/P CERTIFICATES OF OBLIGATION 2012	(578.73)
1402	(578.73)
440100	(454.00)
INTEREST-BANK	(454.00)
440120	(124.73)
INVESTMENT EARNINGS	(124.73)
403	(2,439.69)
C/P PASS THRU TOLL PROJECTS	(2,439.69)
1403	(2,439.69)
440100	(2,439.69)
INTEREST-BANK	(2,439.69)
404	(3,094.20)
C/P ROAD BONDS 2016	(3,094.20)
1404	(3,094.20)
440100	(3,094.20)
INTEREST-BANK	(3,094.20)
405	(11,125.88)
C/P ROAD BONDS 2016A	(11,125.88)
1405	(11,125.88)
440100	(11,125.88)
INTEREST-BANK	(11,125.88)
406	(21,383.07)
C/P ROAD BONDS 2018	(21,383.07)
1406	(21,383.07)
INTEREST-BANK	(21,383.07)
407	(128,091.61)
C/P ROAD BONDS 2018B	(128,091.61)
1407	(128,091.61)
440100	(128,091.61)
INTEREST-BANK	(128,091.61)
408	(9,796.00)
C/P SHERIFF'S PROJECTS	(9,796.00)
1408	(9,796.00)
450320	(9,796.00)
MISCELLANEOUS	(9,796.00)
500	(17,203,124.32)
SELF INSURANCE	(17,203,124.32)
2201	(17,203,124.32)
430232	(14,326,026.00)
COUNTY FUNDING	(14,326,026.00)
430240	(486,771.75)

EMPLOYEE/RETIREE FUNDING	(486,771.75)
430242	(170,318.68)
COBRA FUNDING	(170,318.68)
430244	(72,541.05)
THIRD PARTY REIMBURSEMENT	(72,541.05)
430246	(295,201.23)
STOP LOSS REIMBURSEMENT	(295,201.23)
430248	(599,179.33)
RX REBATES	(599,179.33)
430250	(52,524.12)
MEDICAL CLAIMS REFUNDS	(52,524.12)
430260	(1,068,637.89)
EMPLOYEE CONTRIBUTION-EMPLOYEE ONLY	(1,068,637.89)
430262	152.50
EMPLOYEE CONTRIBUTION-EMPLOYEE AND SPOUSE	152.50
430264	(100.00)
EMPLOYEE CONTRIBUTION-EMPLOYEE AND CHILD	(100.00)
430266	(700.00)
EMPLOYEE CONTRIBUTION-EMPLOYEE AND FAMILY	(700.00)
430268	(129,178.07)
SUPPLEMENTAL LIFE EMPLOYEE PREMIUM	(129,178.07)
430270	(2,098.70)
DEPENDENT LIFE EMPLOYEE PREMIUM	(2,098.70)
501	(238,396.46)
WORKERS' COMPENSATION	(238,396.46)
2203	(238,396.46)
430244	(125,379.57)
THIRD PARTY REIMBURSEMENT	(125,379.57)
430254	(113,016.89)
CONTRACT FUNDING	(113,016.89)
502	(126,634.20)
PROPERTY/CASUALTY	(126,634.20)
2202	(126,634.20)
430244	(126,634.20)
THIRD PARTY REIMBURSEMENT	(126,634.20)
(blank)	
(blank)	
(blank)	
(blank)	
(blank)	
222	(9,042,248.43)
JAIL PASS THRU	(9,042,248.43)
6601	(9,042,248.43)
420108	(9,042,248.43)
FEDERAL INMATE HOUSING	(9,042,248.43)
224	(27,200.00)
COURT FACILITY FEE	(27,200.00)
1224	(27,200.00)
430110	(6,440.00)
COUNTY CLERK FEES	(6,440.00)
430132	(20,760.00)
DISTRICT CLERK FEES	(20,760.00)
225	(8,418.00)
LANGUAGE ACCESS	(8,418.00)
1225	(8,418.00)

430110	(966.00)
COUNTY CLERK FEES	(966.00)
430132	(3,114.00)
DISTRICT CLERK FEES	(3,114.00)
430134	(4,338.00)
JUSTICE OF THE PEACE FEES	(4,338.00)

MONTGOMERY COUNTY, TEXAS

REPORT OF EXPENDITURES

For Year Ended September 30, 2022

April 18, 2022

	Sum of NetTransactionAmount
100	131,031,454.00
GENERAL OPERATIONS	131,031,454.00
1100	-
710120	-
SALARY/OTHER	-
740627	-
TELEPHONE-RESTRICTED	-
2000	270,455.37
710100	73,909.95
SALARY/OFFICIAL-DEPARTMENT HEAD	73,909.95
710110	113,270.43
SALARY/REGULAR	113,270.43
710130	286.89
SALARY/OVERTIME	286.89
710140	893.46
SALARY/CELL PHONE ALLOWANCE	893.46
720100	13,255.71
SOCIAL SECURITY	13,255.71
720110	26,918.00
EMPLOYEE INSURANCE	26,918.00
720120	23,364.15
RETIREMENT	23,364.15
720140	27.00
STATE UNEMPLOYMENT TAX	27.00
730100	1,846.15
OFFICE SUPPLIES	1,846.15
730310	204.14
UNIFORMS	204.14
730370	60.00
PERIODICALS	60.00
740510	175.00
PROFESSIONAL DEVELOPMENT	175.00
740530	227.94
MOBILE PHONE AND DATA	227.94
740580	177.94
PRINTING	177.94
740660	1,182.36
EQUIPMENT RENTAL	1,182.36
740720	14,656.25
INDIGENT INTERMENT	14,656.25
2100	303,050.53
710100	67,963.62
SALARY/OFFICIAL-DEPARTMENT HEAD	67,963.62
710110	133,292.60
SALARY/REGULAR	133,292.60
710130	258.75
SALARY/OVERTIME	258.75
710140	446.73

SALARY/CELL PHONE ALLOWANCE	446.73
720100	15,099.02
SOCIAL SECURITY	15,099.02
720110	36,791.80
EMPLOYEE INSURANCE	36,791.80
720120	25,043.84
RETIREMENT	25,043.84
720140	190.89
STATE UNEMPLOYMENT TAX	190.89
730100	2,656.39
OFFICE SUPPLIES	2,656.39
730210	244.10
DATA PROCESSING SUPPLIES	244.10
740120	1,258.02
MEDICAL SERVICES	1,258.02
740420	15.64
COURIER SERVICE	15.64
740512	15,380.00
PROFESSIONAL SERVICES	15,380.00
740660	3,665.64
EQUIPMENT RENTAL	3,665.64
740680	743.49
MEMBERSHIP/ASSOCIATION DUES	743.49
2200	403,748.36
710100	65,942.27
SALARY/OFFICIAL-DEPARTMENT HEAD	65,942.27
710110	192,914.48
SALARY/REGULAR	192,914.48
710140	455.69
SALARY/CELL PHONE ALLOWANCE	455.69
720100	19,341.49
SOCIAL SECURITY	19,341.49
720110	53,975.76
EMPLOYEE INSURANCE	53,975.76
720120	32,166.30
RETIREMENT	32,166.30
720140	295.14
STATE UNEMPLOYMENT TAX	295.14
730100	7,601.04
OFFICE SUPPLIES	7,601.04
730240	33.99
FUEL	33.99
730390	10,005.77
MEDICAL SUPPLIES	10,005.77
740140	17.98
VEHICLE MAINTENANCE	17.98
740510	1,300.00
PROFESSIONAL DEVELOPMENT	1,300.00
740512	13,195.57
PROFESSIONAL SERVICES	13,195.57
740530	1,007.87
MOBILE PHONE AND DATA	1,007.87
740540	2,061.31
TRAVEL EXPENSE	2,061.31
740550	7,090.21

SAFETY PROGRAM	7,090.21
740660	1,378.49
EQUIPMENT RENTAL	1,378.49
740680	1,150.00
MEMBERSHIP/ASSOCIATION DUES	1,150.00
740950	71.00
BONDS-NOTARIES	71.00
750400	1,584.00
CAPITAL OUTLAY-FURNITURE FIXTURES AND EQUIPMENT	1,584.00
790100	(7,840.00)
REIMBURSEMENTS CLEARING	(7,840.00)
2300	1,234,343.64
710100	64,694.04
SALARY/OFFICIAL-DEPARTMENT HEAD	64,694.04
710110	748,406.74
SALARY/REGULAR	748,406.74
720100	59,479.23
SOCIAL SECURITY	59,479.23
720110	228,356.72
EMPLOYEE INSURANCE	228,356.72
720120	100,730.35
RETIREMENT	100,730.35
720140	883.09
STATE UNEMPLOYMENT TAX	883.09
730100	9,421.00
OFFICE SUPPLIES	9,421.00
730110	450.00
POSTAGE	450.00
730120	398.00
BOOK SUPPLEMENTS	398.00
730170	4,406.64
BIRTH CERTIFICATES	4,406.64
730210	1,802.91
DATA PROCESSING SUPPLIES	1,802.91
740504	57.00
ONLINE SERVICES	57.00
740510	850.00
PROFESSIONAL DEVELOPMENT	850.00
740512	284.00
PROFESSIONAL SERVICES	284.00
740540	1,496.32
TRAVEL EXPENSE	1,496.32
740580	1,775.00
PRINTING	1,775.00
740660	10,677.60
EQUIPMENT RENTAL	10,677.60
740680	175.00
MEMBERSHIP/ASSOCIATION DUES	175.00
2302	174,696.76
710110	108,419.40
SALARY/REGULAR	108,419.40
720100	7,857.19
SOCIAL SECURITY	7,857.19
720110	33,647.50
EMPLOYEE INSURANCE	33,647.50

720120	13,454.64
RETIREMENT	13,454.64
720140	44.02
STATE UNEMPLOYMENT TAX	44.02
730100	536.00
OFFICE SUPPLIES	536.00
730110	3,495.36
POSTAGE	3,495.36
740510	100.00
PROFESSIONAL DEVELOPMENT	100.00
740512	3,958.75
PROFESSIONAL SERVICES	3,958.75
740640	1,574.14
CONTRACT SERVICES	1,574.14
740660	1,649.76
EQUIPMENT RENTAL	1,649.76
790100	(40.00)
REIMBURSEMENTS CLEARING	(40.00)
2400	164,696.56
710100	42,157.47
SALARY/OFFICIAL-DEPARTMENT HEAD	42,157.47
710110	67,829.35
SALARY/REGULAR	67,829.35
720100	8,061.77
SOCIAL SECURITY	8,061.77
720110	26,918.00
EMPLOYEE INSURANCE	26,918.00
720120	13,642.72
RETIREMENT	13,642.72
720140	34.90
STATE UNEMPLOYMENT TAX	34.90
730100	779.40
OFFICE SUPPLIES	779.40
740510	2,100.00
PROFESSIONAL DEVELOPMENT	2,100.00
740540	411.60
TRAVEL EXPENSE	411.60
740580	130.00
PRINTING	130.00
740660	2,405.70
EQUIPMENT RENTAL	2,405.70
740680	210.00
MEMBERSHIP/ASSOCIATION DUES	210.00
740260	15.65
INTEREST ON CREDIT CARDS	15.65
2500	1,651,111.44
710100	60,528.10
SALARY/OFFICIAL-DEPARTMENT HEAD	60,528.10
710110	679,854.35
SALARY/REGULAR	679,854.35
710130	137,224.86
SALARY/OVERTIME	137,224.86
720100	66,389.48
SOCIAL SECURITY	66,389.48
720110	76,807.57

EMPLOYEE INSURANCE	76,807.57
720120	49,950.88
RETIREMENT	49,950.88
720140	11,691.09
STATE UNEMPLOYMENT TAX	11,691.09
730100	25,772.47
OFFICE SUPPLIES	25,772.47
730110	36.95
POSTAGE	36.95
730120	-
BOOK SUPPLEMENTS	-
730210	14,857.40
DATA PROCESSING SUPPLIES	14,857.40
730220	365.00
REPLACEMENTS	365.00
730240	358.84
FUEL	358.84
730250	150.00
SHOP SUPPLIES	150.00
740140	132.73
VEHICLE MAINTENANCE	132.73
740512	99,104.58
PROFESSIONAL SERVICES	99,104.58
740530	4,598.51
MOBILE PHONE AND DATA	4,598.51
740540	3,733.96
TRAVEL EXPENSE	3,733.96
740580	46,245.52
PRINTING	46,245.52
740628	1,152.00
TELEPHONE-FIBER OPTIC-RESTRICTED	1,152.00
740654	2,081.00
COMMUNITY BUILDING/VOTING BOX	2,081.00
740660	645.00
EQUIPMENT RENTAL	645.00
750400	368,741.15
CAPITAL OUTLAY-FURNITURE FIXTURES AND EQUIPMENT	368,741.15
740625	690.00
REFUSE COLLECTION	690.00
2501	6,446.92
730100	3,233.31
OFFICE SUPPLIES	3,233.31
740504	250.00
ONLINE SERVICES	250.00
740512	2,963.61
PROFESSIONAL SERVICES	2,963.61
2600	5,969,012.87
710100	63,711.18
SALARY/OFFICIAL-DEPARTMENT HEAD	63,711.18
710110	1,354,062.03
SALARY/REGULAR	1,354,062.03
710120	-
SALARY/OTHER	-
710140	3,011.07
SALARY/CELL PHONE ALLOWANCE	3,011.07

720100	105,779.17
SOCIAL SECURITY	105,779.17
720110	250,146.12
EMPLOYEE INSURANCE	250,146.12
720120	176,488.01
RETIREMENT	176,488.01
720140	1,058.04
STATE UNEMPLOYMENT TAX	1,058.04
730100	32,106.44
OFFICE SUPPLIES	32,106.44
730110	19,211.98
POSTAGE	19,211.98
730250	519.94
SHOP SUPPLIES	519.94
730270	12,700.00
LAW ENFORCEMENT SPECIFIC SUPPLIES	12,700.00
730320	445,279.01
IT HARDWARE	445,279.01
730330	231,459.91
IT SOFTWARE	231,459.91
740110	1,968,683.20
IT SOFTWARE MAINTENANCE	1,968,683.20
740140	19,588.46
VEHICLE MAINTENANCE	19,588.46
740420	4,109.59
COURIER SERVICE	4,109.59
740512	245,456.21
PROFESSIONAL SERVICES	245,456.21
740530	20,908.00
MOBILE PHONE AND DATA	20,908.00
740540	605.38
TRAVEL EXPENSE	605.38
740620	630.00
ELECTRICITY	630.00
740628	85,682.28
TELEPHONE-FIBER OPTIC-RESTRICTED	85,682.28
740640	28,480.46
CONTRACT SERVICES	28,480.46
740650	52.52
SIGN AND SIGNAL MAINTENANCE	52.52
740660	551.92
EQUIPMENT RENTAL	551.92
740680	175.00
MEMBERSHIP/ASSOCIATION DUES	175.00
750400	57,277.05
CAPITAL OUTLAY-FURNITURE FIXTURES AND EQUIPMENT	57,277.05
750800	226,336.78
MAJOR PROJECTS	226,336.78
790100	(234.10)
REIMBURSEMENTS CLEARING	(234.10)
740627	611,826.42
TELEPHONE-RESTRICTED	611,826.42
740100	3,350.80
IT HARDWARE MAINTENANCE	3,350.80
740240	-

CHANGE OF VENUE	-
2700	1,757,162.69
710100	64,694.04
SALARY/OFFICIAL-DEPARTMENT HEAD	64,694.04
710110	1,088,094.30
SALARY/REGULAR	1,088,094.30
720100	84,685.43
SOCIAL SECURITY	84,685.43
720110	355,270.55
EMPLOYEE INSURANCE	355,270.55
720120	142,995.98
RETIREMENT	142,995.98
720140	1,878.38
STATE UNEMPLOYMENT TAX	1,878.38
730100	3,779.67
OFFICE SUPPLIES	3,779.67
740110	40.00
IT SOFTWARE MAINTENANCE	40.00
740510	960.00
PROFESSIONAL DEVELOPMENT	960.00
740540	1,665.90
TRAVEL EXPENSE	1,665.90
740580	750.00
PRINTING	750.00
740660	12,173.44
EQUIPMENT RENTAL	12,173.44
740680	175.00
MEMBERSHIP/ASSOCIATION DUES	175.00
2800	1,867,116.37
710100	89,410.06
SALARY/OFFICIAL-DEPARTMENT HEAD	89,410.06
710110	1,137,977.58
SALARY/REGULAR	1,137,977.58
710130	54.55
SALARY/OVERTIME	54.55
710140	781.90
SALARY/CELL PHONE ALLOWANCE	781.90
710150	46,500.00
SALARY/SPECIAL PAY	46,500.00
720100	92,438.14
SOCIAL SECURITY	92,438.14
720110	211,751.17
EMPLOYEE INSURANCE	211,751.17
720120	156,907.28
RETIREMENT	156,907.28
720140	529.89
STATE UNEMPLOYMENT TAX	529.89
730100	9,064.51
OFFICE SUPPLIES	9,064.51
730120	12,602.92
BOOK SUPPLEMENTS	12,602.92
740220	75,438.69
LEGAL/LITIGATION COSTS	75,438.69
740504	10,721.36
ONLINE SERVICES	10,721.36

740510	7,878.71
PROFESSIONAL DEVELOPMENT	7,878.71
740540	4,867.19
TRAVEL EXPENSE	4,867.19
740580	642.00
PRINTING	642.00
740640	1,898.15
CONTRACT SERVICES	1,898.15
740660	7,535.52
EQUIPMENT RENTAL	7,535.52
740970	120.59
FREIGHT AND HANDLING	120.59
790100	(3.84)
REIMBURSEMENTS CLEARING	(3.84)
2801	5,187.21
730100	403.21
OFFICE SUPPLIES	403.21
730210	-
DATA PROCESSING SUPPLIES	-
740220	135.44
LEGAL/LITIGATION COSTS	135.44
740484	435.00
COURT REPORTER TRANSCRIPT	435.00
740680	4,860.00
MEMBERSHIP/ASSOCIATION DUES	4,860.00
740450	(646.44)
SERVICE/CITATIONS	(646.44)
3000	1,610,232.25
710100	55,349.26
SALARY/OFFICIAL-DEPARTMENT HEAD	55,349.26
710110	836,204.13
SALARY/REGULAR	836,204.13
710120	-
SALARY/OTHER	-
710130	75,172.90
SALARY/OVERTIME	75,172.90
720100	71,977.99
SOCIAL SECURITY	71,977.99
720110	232,376.51
EMPLOYEE INSURANCE	232,376.51
720120	119,922.92
RETIREMENT	119,922.92
720140	1,716.18
STATE UNEMPLOYMENT TAX	1,716.18
730100	1,236.46
OFFICE SUPPLIES	1,236.46
730140	119,642.99
JANITOR SUPPLIES	119,642.99
730220	2,504.86
REPLACEMENTS	2,504.86
730240	9,206.63
FUEL	9,206.63
730250	39.98
SHOP SUPPLIES	39.98
730260	291.42

VEHICLE SUPPLIES	291.42
730300	319.22
COMMUNITY AWARENESS SUPPLIES	319.22
730310	5,885.67
UNIFORMS	5,885.67
740140	20,622.75
VEHICLE MAINTENANCE	20,622.75
740510	310.99
PROFESSIONAL DEVELOPMENT	310.99
740512	49,106.55
PROFESSIONAL SERVICES	49,106.55
740530	6,540.37
MOBILE PHONE AND DATA	6,540.37
740660	1,767.52
EQUIPMENT RENTAL	1,767.52
740260	36.95
INTEREST ON CREDIT CARDS	36.95
3100	4,261,341.93
710100	61,520.98
SALARY/OFFICIAL-DEPARTMENT HEAD	61,520.98
710110	1,096,257.14
SALARY/REGULAR	1,096,257.14
710120	-
SALARY/OTHER	-
710130	34,361.61
SALARY/OVERTIME	34,361.61
720100	89,691.82
SOCIAL SECURITY	89,691.82
720110	296,878.98
EMPLOYEE INSURANCE	296,878.98
720120	150,137.07
RETIREMENT	150,137.07
720140	781.66
STATE UNEMPLOYMENT TAX	781.66
730100	372.09
OFFICE SUPPLIES	372.09
730220	285,512.36
REPLACEMENTS	285,512.36
730240	67,427.98
FUEL	67,427.98
730250	28,477.73
SHOP SUPPLIES	28,477.73
730310	7,856.40
UNIFORMS	7,856.40
740140	13,329.10
VEHICLE MAINTENANCE	13,329.10
740150	28,882.54
LANDSCAPE MAINTENANCE	28,882.54
740510	490.95
PROFESSIONAL DEVELOPMENT	490.95
740512	105,162.12
PROFESSIONAL SERVICES	105,162.12
740530	6,645.78
MOBILE PHONE AND DATA	6,645.78
740620	1,421,529.47

ELECTRICITY	1,421,529.47
740622	75,079.42
GAS	75,079.42
740624	345,171.44
WATER AND SEWER	345,171.44
740640	106,084.85
CONTRACT SERVICES	106,084.85
740660	8,702.35
EQUIPMENT RENTAL	8,702.35
740750	44,718.62
REMODEL	44,718.62
750800	578.53
MAJOR PROJECTS	578.53
790100	(14,309.06)
REIMBURSEMENTS CLEARING	(14,309.06)
3200	1,095,379.61
730100	-
OFFICE SUPPLIES	-
730390	26,018.36
MEDICAL SUPPLIES	26,018.36
740120	60,000.00
MEDICAL SERVICES	60,000.00
740512	308,643.75
PROFESSIONAL SERVICES	308,643.75
740640	685,717.50
CONTRACT SERVICES	685,717.50
740642	15,000.00
SOIL CONSERVATION	15,000.00
3210	13,965,596.71
720120	10,000,000.00
RETIREMENT	10,000,000.00
730100	226.08
OFFICE SUPPLIES	226.08
730110	318,219.92
POSTAGE	318,219.92
730370	108.00
PERIODICALS	108.00
740110	4,554.00
IT SOFTWARE MAINTENANCE	4,554.00
740120	7,500.00
MEDICAL SERVICES	7,500.00
740400	69,000.00
AUDIT	69,000.00
740500	2,200,090.31
ECONOMIC DEVELOPMENT	2,200,090.31
740502	1,035,900.32
CENTRAL APPRAISAL DISTRICT	1,035,900.32
740512	147,615.88
PROFESSIONAL SERVICES	147,615.88
740570	40,687.30
ADVERTISING	40,687.30
740640	102,313.26
CONTRACT SERVICES	102,313.26
740680	31,702.72
MEMBERSHIP/ASSOCIATION DUES	31,702.72

750600	7,681.30
CAPITAL OUTLAY-VEHICLES	7,681.30
730410	(2.38)
INVOICE TOLERANCE*	(2.38)
3220	74,720.68
740512	74,720.68
PROFESSIONAL SERVICES	74,720.68
3230	132,029.90
710110	87,705.03
SALARY/REGULAR	87,705.03
720100	6,492.03
SOCIAL SECURITY	6,492.03
720110	26,918.00
EMPLOYEE INSURANCE	26,918.00
720120	10,878.84
RETIREMENT	10,878.84
720140	36.00
STATE UNEMPLOYMENT TAX	36.00
3240	6,879.53
740512	6,879.53
PROFESSIONAL SERVICES	6,879.53
3250	18,562.04
710120	1,120.00
SALARY/OTHER	1,120.00
730160	5,519.04
CLOTHING	5,519.04
740560	1,059.16
TRANSPORTATION	1,059.16
740770	10,200.00
ALLOWANCE	10,200.00
740627	663.84
TELEPHONE-RESTRICTED	663.84
3300	502,859.43
710100	69,211.25
SALARY/OFFICIAL-DEPARTMENT HEAD	69,211.25
710110	285,049.50
SALARY/REGULAR	285,049.50
710120	-
SALARY/OTHER	-
720100	26,214.17
SOCIAL SECURITY	26,214.17
720110	70,267.97
EMPLOYEE INSURANCE	70,267.97
720120	44,023.78
RETIREMENT	44,023.78
720140	197.56
STATE UNEMPLOYMENT TAX	197.56
730100	2,255.69
OFFICE SUPPLIES	2,255.69
740140	258.95
VEHICLE MAINTENANCE	258.95
740510	3,700.89
PROFESSIONAL DEVELOPMENT	3,700.89
740530	455.88
MOBILE PHONE AND DATA	455.88

740540	1,228.77
TRAVEL EXPENSE	1,228.77
790100	(4.98)
REIMBURSEMENTS CLEARING	(4.98)
3400	1,119,949.38
710100	73,230.74
SALARY/OFFICIAL-DEPARTMENT HEAD	73,230.74
710110	702,342.47
SALARY/REGULAR	702,342.47
710130	559.02
SALARY/OVERTIME	559.02
720100	57,407.80
SOCIAL SECURITY	57,407.80
720110	160,569.42
EMPLOYEE INSURANCE	160,569.42
720120	96,271.74
RETIREMENT	96,271.74
720140	1,063.23
STATE UNEMPLOYMENT TAX	1,063.23
730100	6,332.15
OFFICE SUPPLIES	6,332.15
730110	8.94
POSTAGE	8.94
730240	94.05
FUEL	94.05
740140	89.58
VEHICLE MAINTENANCE	89.58
740510	2,905.00
PROFESSIONAL DEVELOPMENT	2,905.00
740530	721.98
MOBILE PHONE AND DATA	721.98
740540	715.80
TRAVEL EXPENSE	715.80
740640	9,500.00
CONTRACT SERVICES	9,500.00
740660	7,838.46
EQUIPMENT RENTAL	7,838.46
740680	299.00
MEMBERSHIP/ASSOCIATION DUES	299.00
790100	-
REIMBURSEMENTS CLEARING	-
3500	187,786.15
710100	61,057.73
SALARY/OFFICIAL-DEPARTMENT HEAD	61,057.73
710110	73,808.83
SALARY/REGULAR	73,808.83
710140	446.73
SALARY/CELL PHONE ALLOWANCE	446.73
720100	10,118.42
SOCIAL SECURITY	10,118.42
720110	21,412.96
EMPLOYEE INSURANCE	21,412.96
720120	16,801.28
RETIREMENT	16,801.28
720140	106.00

STATE UNEMPLOYMENT TAX	106.00
730100	679.11
OFFICE SUPPLIES	679.11
740510	855.00
PROFESSIONAL DEVELOPMENT	855.00
740530	265.93
MOBILE PHONE AND DATA	265.93
740660	2,114.16
EQUIPMENT RENTAL	2,114.16
740680	120.00
MEMBERSHIP/ASSOCIATION DUES	120.00
3600	380,374.70
710100	69,611.48
SALARY/OFFICIAL-DEPARTMENT HEAD	69,611.48
710110	189,430.09
SALARY/REGULAR	189,430.09
710130	924.43
SALARY/OVERTIME	924.43
720100	19,110.42
SOCIAL SECURITY	19,110.42
720110	54,977.88
EMPLOYEE INSURANCE	54,977.88
720120	32,249.03
RETIREMENT	32,249.03
720140	399.20
STATE UNEMPLOYMENT TAX	399.20
730100	3,088.84
OFFICE SUPPLIES	3,088.84
740510	1,855.00
PROFESSIONAL DEVELOPMENT	1,855.00
740540	1,702.47
TRAVEL EXPENSE	1,702.47
740640	6,233.87
CONTRACT SERVICES	6,233.87
740660	696.99
EQUIPMENT RENTAL	696.99
740680	95.00
MEMBERSHIP/ASSOCIATION DUES	95.00
3700	2,343,059.51
710100	75,339.18
SALARY/OFFICIAL-DEPARTMENT HEAD	75,339.18
710110	1,393,567.09
SALARY/REGULAR	1,393,567.09
710130	19,774.05
SALARY/OVERTIME	19,774.05
710140	446.73
SALARY/CELL PHONE ALLOWANCE	446.73
720100	109,885.32
SOCIAL SECURITY	109,885.32
720110	407,126.24
EMPLOYEE INSURANCE	407,126.24
720120	184,716.16
RETIREMENT	184,716.16
720140	1,949.97
STATE UNEMPLOYMENT TAX	1,949.97

730100	21,085.59
OFFICE SUPPLIES	21,085.59
730210	10,350.72
DATA PROCESSING SUPPLIES	10,350.72
740140	614.54
VEHICLE MAINTENANCE	614.54
740510	5,870.00
PROFESSIONAL DEVELOPMENT	5,870.00
740540	965.16
TRAVEL EXPENSE	965.16
740580	39,700.77
PRINTING	39,700.77
740640	67,982.53
CONTRACT SERVICES	67,982.53
740660	95.46
EQUIPMENT RENTAL	95.46
740680	3,590.00
MEMBERSHIP/ASSOCIATION DUES	3,590.00
790100	-
REIMBURSEMENTS CLEARING	-
3701	7,102.53
740540	7,102.53
TRAVEL EXPENSE	7,102.53
4000	996,898.90
710100	57,255.11
SALARY/OFFICIAL-DEPARTMENT HEAD	57,255.11
710110	628,226.11
SALARY/REGULAR	628,226.11
710120	-
SALARY/OTHER	-
720100	50,044.16
SOCIAL SECURITY	50,044.16
720110	141,319.50
EMPLOYEE INSURANCE	141,319.50
720120	85,044.35
RETIREMENT	85,044.35
720140	188.42
STATE UNEMPLOYMENT TAX	188.42
730100	4,062.66
OFFICE SUPPLIES	4,062.66
730120	586.00
BOOK SUPPLEMENTS	586.00
730240	3,120.92
FUEL	3,120.92
730310	423.69
UNIFORMS	423.69
730370	44.00
PERIODICALS	44.00
740140	836.17
VEHICLE MAINTENANCE	836.17
740510	398.00
PROFESSIONAL DEVELOPMENT	398.00
740528	10,684.00
PROFESSIONAL SERVICES-STORMWATER	10,684.00
740530	7,438.35

MOBILE PHONE AND DATA	7,438.35
740540	2,516.17
TRAVEL EXPENSE	2,516.17
740580	1,021.70
PRINTING	1,021.70
740660	3,248.59
EQUIPMENT RENTAL	3,248.59
740680	441.00
MEMBERSHIP/ASSOCIATION DUES	441.00
4001	278,488.13
710100	61,697.29
SALARY/OFFICIAL-DEPARTMENT HEAD	61,697.29
710110	123,976.27
SALARY/REGULAR	123,976.27
710140	428.27
SALARY/CELL PHONE ALLOWANCE	428.27
720100	13,622.17
SOCIAL SECURITY	13,622.17
720110	47,194.68
EMPLOYEE INSURANCE	47,194.68
720120	23,108.84
RETIREMENT	23,108.84
720140	223.74
STATE UNEMPLOYMENT TAX	223.74
730100	4,650.05
OFFICE SUPPLIES	4,650.05
740540	121.98
TRAVEL EXPENSE	121.98
740660	3,264.84
EQUIPMENT RENTAL	3,264.84
740680	200.00
MEMBERSHIP/ASSOCIATION DUES	200.00
4100	2,478,822.17
710100	61,520.98
SALARY/OFFICIAL-DEPARTMENT HEAD	61,520.98
710110	970,751.69
SALARY/REGULAR	970,751.69
710130	50,268.63
SALARY/OVERTIME	50,268.63
710140	3,239.33
SALARY/CELL PHONE ALLOWANCE	3,239.33
720100	81,009.10
SOCIAL SECURITY	81,009.10
720110	308,878.68
EMPLOYEE INSURANCE	308,878.68
720120	134,676.70
RETIREMENT	134,676.70
720140	2,070.96
STATE UNEMPLOYMENT TAX	2,070.96
730100	94,705.54
OFFICE SUPPLIES	94,705.54
730140	3,367.03
JANITOR SUPPLIES	3,367.03
730220	1,301.00
REPLACEMENTS	1,301.00

730240	34,726.75
FUEL	34,726.75
730250	2,986.58
SHOP SUPPLIES	2,986.58
730260	14,172.02
VEHICLE SUPPLIES	14,172.02
730280	40,966.60
CANINE EXPENSES	40,966.60
730290	49,640.00
SPAY/NEUTER PROGRAM EXPENSE	49,640.00
730310	-
UNIFORMS	-
730390	244,500.90
MEDICAL SUPPLIES	244,500.90
740140	13,751.33
VEHICLE MAINTENANCE	13,751.33
740410	510.00
TOLLS	510.00
740510	2,255.90
PROFESSIONAL DEVELOPMENT	2,255.90
740512	34,213.71
PROFESSIONAL SERVICES	34,213.71
740530	4,787.52
MOBILE PHONE AND DATA	4,787.52
740540	8,331.26
TRAVEL EXPENSE	8,331.26
740580	665.37
PRINTING	665.37
740640	3,820.00
CONTRACT SERVICES	3,820.00
740660	15,879.10
EQUIPMENT RENTAL	15,879.10
750400	293,000.00
CAPITAL OUTLAY-FURNITURE FIXTURES AND EQUIPMENT	293,000.00
730410	255.00
INVOICE TOLERANCE*	255.00
740145	2,570.49
EQUIPMENT MAINTENANCE/REPAIR	2,570.49
4200	1,093,264.14
710100	139,934.41
SALARY/OFFICIAL-DEPARTMENT HEAD	139,934.41
710110	403,483.67
SALARY/REGULAR	403,483.67
710120	-
SALARY/OTHER	-
710130	15,742.34
SALARY/OVERTIME	15,742.34
720100	30,372.14
SOCIAL SECURITY	30,372.14
720110	67,295.00
EMPLOYEE INSURANCE	67,295.00
720120	69,439.67
RETIREMENT	69,439.67
720140	90.00
STATE UNEMPLOYMENT TAX	90.00

730100	2,986.01
OFFICE SUPPLIES	2,986.01
730110	1,148.06
POSTAGE	1,148.06
730220	1,517.42
REPLACEMENTS	1,517.42
730240	570.96
FUEL	570.96
730310	1,269.12
UNIFORMS	1,269.12
730390	29,321.13
MEDICAL SUPPLIES	29,321.13
740420	984.00
COURIER SERVICE	984.00
740510	250.00
PROFESSIONAL DEVELOPMENT	250.00
740512	359.55
PROFESSIONAL SERVICES	359.55
740530	1,169.67
MOBILE PHONE AND DATA	1,169.67
740540	1,551.56
TRAVEL EXPENSE	1,551.56
740560	138,795.00
TRANSPORTATION	138,795.00
740640	182,105.91
CONTRACT SERVICES	182,105.91
740656	3,598.52
RENT AND LEASES	3,598.52
740680	1,280.00
MEMBERSHIP/ASSOCIATION DUES	1,280.00
4300	75,125.47
710100	56,173.07
SALARY/OFFICIAL-DEPARTMENT HEAD	56,173.07
710140	446.73
SALARY/CELL PHONE ALLOWANCE	446.73
720100	4,471.34
SOCIAL SECURITY	4,471.34
720110	6,729.50
EMPLOYEE INSURANCE	6,729.50
720120	7,023.12
RETIREMENT	7,023.12
720140	9.00
STATE UNEMPLOYMENT TAX	9.00
730100	98.71
OFFICE SUPPLIES	98.71
740680	174.00
MEMBERSHIP/ASSOCIATION DUES	174.00
4400	470,541.40
710100	53,736.84
SALARY/OFFICIAL-DEPARTMENT HEAD	53,736.84
710110	157,676.28
SALARY/REGULAR	157,676.28
710120	-
SALARY/OTHER	-
710130	1,164.44

SALARY/OVERTIME	1,164.44
720100	15,890.73
SOCIAL SECURITY	15,890.73
720110	59,341.04
EMPLOYEE INSURANCE	59,341.04
720120	26,599.60
RETIREMENT	26,599.60
720140	239.41
STATE UNEMPLOYMENT TAX	239.41
730100	430.10
OFFICE SUPPLIES	430.10
730140	19,745.25
JANITOR SUPPLIES	19,745.25
730220	3,833.69
REPLACEMENTS	3,833.69
730240	4,297.55
FUEL	4,297.55
730250	2,802.30
SHOP SUPPLIES	2,802.30
730260	1,751.19
VEHICLE SUPPLIES	1,751.19
730310	758.20
UNIFORMS	758.20
730350	3,359.92
AGRICULTURE SUPPLIES	3,359.92
730370	68.00
PERIODICALS	68.00
730380	4,328.97
AUDIO/VISUAL SUPPLIES	4,328.97
740140	1,114.47
VEHICLE MAINTENANCE	1,114.47
740150	28,019.68
LANDSCAPE MAINTENANCE	28,019.68
740510	2,507.58
PROFESSIONAL DEVELOPMENT	2,507.58
740530	2,456.23
MOBILE PHONE AND DATA	2,456.23
740540	717.95
TRAVEL EXPENSE	717.95
740570	2,000.00
ADVERTISING	2,000.00
740640	73,659.56
CONTRACT SERVICES	73,659.56
740660	3,132.42
EQUIPMENT RENTAL	3,132.42
740680	910.00
MEMBERSHIP/ASSOCIATION DUES	910.00
790100	-
REIMBURSEMENTS CLEARING	-
4500	4,442,981.86
710100	71,016.22
SALARY/OFFICIAL-DEPARTMENT HEAD	71,016.22
710110	2,715,641.68
SALARY/REGULAR	2,715,641.68
710130	24.99

SALARY/OVERTIME	24.99
720100	207,732.04
SOCIAL SECURITY	207,732.04
720110	794,989.89
EMPLOYEE INSURANCE	794,989.89
720120	345,730.08
RETIREMENT	345,730.08
720140	3,704.31
STATE UNEMPLOYMENT TAX	3,704.31
730100	14,582.37
OFFICE SUPPLIES	14,582.37
730210	13,751.31
DATA PROCESSING SUPPLIES	13,751.31
730220	2,349.68
REPLACEMENTS	2,349.68
730240	4,202.21
FUEL	4,202.21
730300	2,076.89
COMMUNITY AWARENESS SUPPLIES	2,076.89
730320	126.99
IT HARDWARE	126.99
730370	24,850.77
PERIODICALS	24,850.77
730380	86,024.31
AUDIO/VISUAL SUPPLIES	86,024.31
740140	1,087.19
VEHICLE MAINTENANCE	1,087.19
740510	374.00
PROFESSIONAL DEVELOPMENT	374.00
740512	6,656.34
PROFESSIONAL SERVICES	6,656.34
740530	250.92
MOBILE PHONE AND DATA	250.92
740540	886.36
TRAVEL EXPENSE	886.36
740550	20,309.14
SAFETY PROGRAM	20,309.14
740580	46.00
PRINTING	46.00
740640	12,695.71
CONTRACT SERVICES	12,695.71
740660	6,288.96
EQUIPMENT RENTAL	6,288.96
740680	65,000.00
MEMBERSHIP/ASSOCIATION DUES	65,000.00
740700	-
INSURANCE/BOND PREMIUMS	-
750700	42,583.50
CAPITAL OUTLAY-BOOKS	42,583.50
4600	335,764.16
710110	117,979.38
SALARY/REGULAR	117,979.38
710120	97,003.56
SALARY/OTHER	97,003.56
710130	357.75

SALARY/OVERTIME	357.75
720100	16,161.01
SOCIAL SECURITY	16,161.01
720110	65,012.12
EMPLOYEE INSURANCE	65,012.12
720120	15,867.93
RETIREMENT	15,867.93
720140	527.59
STATE UNEMPLOYMENT TAX	527.59
730100	2,771.02
OFFICE SUPPLIES	2,771.02
730370	174.75
PERIODICALS	174.75
740510	550.00
PROFESSIONAL DEVELOPMENT	550.00
740530	669.48
MOBILE PHONE AND DATA	669.48
740540	8,367.48
TRAVEL EXPENSE	8,367.48
740580	28.00
PRINTING	28.00
740640	630.00
CONTRACT SERVICES	630.00
740660	8,709.93
EQUIPMENT RENTAL	8,709.93
740680	1,280.00
MEMBERSHIP/ASSOCIATION DUES	1,280.00
790100	(325.84)
REIMBURSEMENTS CLEARING	(325.84)
5000	343,261.22
710100	55,336.57
SALARY/OFFICIAL-DEPARTMENT HEAD	55,336.57
710110	160,178.28
SALARY/REGULAR	160,178.28
710130	85.77
SALARY/OVERTIME	85.77
710140	223.37
SALARY/CELL PHONE ALLOWANCE	223.37
720100	16,014.33
SOCIAL SECURITY	16,014.33
720110	46,648.80
EMPLOYEE INSURANCE	46,648.80
720120	26,770.46
RETIREMENT	26,770.46
720140	141.70
STATE UNEMPLOYMENT TAX	141.70
730100	243.83
OFFICE SUPPLIES	243.83
730220	19,807.51
REPLACEMENTS	19,807.51
730230	1,923.06
MARINE/AIR EXPENSE	1,923.06
730240	3,654.86
FUEL	3,654.86
730310	91.98

UNIFORMS	91.98
740140	438.62
VEHICLE MAINTENANCE	438.62
740150	4,017.00
LANDSCAPE MAINTENANCE	4,017.00
740420	30.47
COURIER SERVICE	30.47
740512	2,209.76
PROFESSIONAL SERVICES	2,209.76
740528	200.00
PROFESSIONAL SERVICES-STORMWATER	200.00
740530	969.16
MOBILE PHONE AND DATA	969.16
740540	1,685.90
TRAVEL EXPENSE	1,685.90
740580	58.99
PRINTING	58.99
740660	1,381.80
EQUIPMENT RENTAL	1,381.80
740680	1,254.00
MEMBERSHIP/ASSOCIATION DUES	1,254.00
790100	(105.00)
REIMBURSEMENTS CLEARING	(105.00)
5050	170,402.24
740512	170,402.24
PROFESSIONAL SERVICES	170,402.24
5100	6,397,466.23
710100	19,116.15
SALARY/OFFICIAL-DEPARTMENT HEAD	19,116.15
710110	4,141,055.90
SALARY/REGULAR	4,141,055.90
710120	-
SALARY/OTHER	-
710130	86,524.41
SALARY/OVERTIME	86,524.41
710140	446.73
SALARY/CELL PHONE ALLOWANCE	446.73
710150	105,791.74
SALARY/SPECIAL PAY	105,791.74
720100	324,617.86
SOCIAL SECURITY	324,617.86
720110	675,510.85
EMPLOYEE INSURANCE	675,510.85
720120	540,817.56
RETIREMENT	540,817.56
720140	2,107.24
STATE UNEMPLOYMENT TAX	2,107.24
730100	36,683.51
OFFICE SUPPLIES	36,683.51
730240	26,786.19
FUEL	26,786.19
730310	2,746.25
UNIFORMS	2,746.25
730330	10,953.84
IT SOFTWARE	10,953.84

740140	7,733.00
VEHICLE MAINTENANCE	7,733.00
740160	30,834.81
SPECIAL INVESTIGATION	30,834.81
740420	196.19
COURIER SERVICE	196.19
740460	431.67
INVESTIGATOR	431.67
740478	20,562.50
EXPERT WITNESS-PSYCHIATRIC EVALUATION	20,562.50
740484	1,896.74
COURT REPORTER TRANSCRIPT	1,896.74
740504	1,693.89
ONLINE SERVICES	1,693.89
740510	20,104.16
PROFESSIONAL DEVELOPMENT	20,104.16
740512	24,890.27
PROFESSIONAL SERVICES	24,890.27
740530	21,506.38
MOBILE PHONE AND DATA	21,506.38
740540	31,506.87
TRAVEL EXPENSE	31,506.87
740640	45,863.59
CONTRACT SERVICES	45,863.59
740660	52,511.16
EQUIPMENT RENTAL	52,511.16
740680	5,270.00
MEMBERSHIP/ASSOCIATION DUES	5,270.00
740692	-
DA WITNESS EXPENSE	-
740694	107.94
FOOD SERVICE	107.94
740750	110,598.10
REMODEL	110,598.10
790100	(9,734.22)
REIMBURSEMENTS CLEARING	(9,734.22)
730101	311.77
FOOD SUPPLIES	311.77
790900	58,023.18
CARRYOVER FROM PREVIOUS YEAR	58,023.18
5101	8,991.57
710150	6,524.60
SALARY/SPECIAL PAY	6,524.60
720100	490.38
SOCIAL SECURITY	490.38
720110	1,164.80
EMPLOYEE INSURANCE	1,164.80
720120	811.03
RETIREMENT	811.03
720140	0.76
STATE UNEMPLOYMENT TAX	0.76
5200	486,853.21
710100	68,812.52
SALARY/OFFICIAL-DEPARTMENT HEAD	68,812.52
710110	197,795.01

SALARY/REGULAR	197,795.01
710130	1,669.38
SALARY/OVERTIME	1,669.38
720100	19,667.41
SOCIAL SECURITY	19,667.41
720110	46,502.69
EMPLOYEE INSURANCE	46,502.69
720120	33,211.24
RETIREMENT	33,211.24
720140	384.13
STATE UNEMPLOYMENT TAX	384.13
730100	2,061.70
OFFICE SUPPLIES	2,061.70
730140	(1,011.89)
JANITOR SUPPLIES	(1,011.89)
730240	8,172.75
FUEL	8,172.75
730250	1,066.43
SHOP SUPPLIES	1,066.43
730310	174.29
UNIFORMS	174.29
740140	7,339.51
VEHICLE MAINTENANCE	7,339.51
740510	75.00
PROFESSIONAL DEVELOPMENT	75.00
740530	3,533.40
MOBILE PHONE AND DATA	3,533.40
740540	79.73
TRAVEL EXPENSE	79.73
740640	735.00
CONTRACT SERVICES	735.00
740656	85,000.00
RENT AND LEASES	85,000.00
740660	2,874.48
EQUIPMENT RENTAL	2,874.48
750600	7,688.20
CAPITAL OUTLAY-VEHICLES	7,688.20
790100	(293.68)
REIMBURSEMENTS CLEARING	(293.68)
790900	1,315.91
CARRYOVER FROM PREVIOUS YEAR	1,315.91
5300	513,107.27
710100	66,778.95
SALARY/OFFICIAL-DEPARTMENT HEAD	66,778.95
710110	252,055.38
SALARY/REGULAR	252,055.38
710130	25,882.36
SALARY/OVERTIME	25,882.36
710150	9,438.00
SALARY/SPECIAL PAY	9,438.00
720100	26,463.09
SOCIAL SECURITY	26,463.09
720110	47,101.34
EMPLOYEE INSURANCE	47,101.34
720120	43,668.18

RETIREMENT	43,668.18
720140	245.64
STATE UNEMPLOYMENT TAX	245.64
730100	112.00
OFFICE SUPPLIES	112.00
730240	8,057.04
FUEL	8,057.04
730250	2,228.36
SHOP SUPPLIES	2,228.36
730270	3,775.97
LAW ENFORCEMENT SPECIFIC SUPPLIES	3,775.97
730280	1,210.97
CANINE EXPENSES	1,210.97
730310	967.36
UNIFORMS	967.36
740140	10,520.15
VEHICLE MAINTENANCE	10,520.15
740510	295.00
PROFESSIONAL DEVELOPMENT	295.00
740530	3,100.76
MOBILE PHONE AND DATA	3,100.76
740540	1,932.96
TRAVEL EXPENSE	1,932.96
740660	1,016.05
EQUIPMENT RENTAL	1,016.05
740680	605.74
MEMBERSHIP/ASSOCIATION DUES	605.74
750600	7,681.30
CAPITAL OUTLAY-VEHICLES	7,681.30
790100	(29.33)
REIMBURSEMENTS CLEARING	(29.33)
5301	528,704.15
710110	344,969.21
SALARY/REGULAR	344,969.21
710130	1,606.82
SALARY/OVERTIME	1,606.82
720100	25,428.24
SOCIAL SECURITY	25,428.24
720110	63,535.89
EMPLOYEE INSURANCE	63,535.89
720120	43,000.08
RETIREMENT	43,000.08
720140	431.57
STATE UNEMPLOYMENT TAX	431.57
730100	394.93
OFFICE SUPPLIES	394.93
730240	17,157.82
FUEL	17,157.82
730250	3,811.00
SHOP SUPPLIES	3,811.00
730270	6,429.38
LAW ENFORCEMENT SPECIFIC SUPPLIES	6,429.38
740110	4,491.43
IT SOFTWARE MAINTENANCE	4,491.43
740140	3,778.79

VEHICLE MAINTENANCE	3,778.79
740504	357.81
ONLINE SERVICES	357.81
740510	3,134.02
PROFESSIONAL DEVELOPMENT	3,134.02
740530	6,199.06
MOBILE PHONE AND DATA	6,199.06
740540	1,499.23
TRAVEL EXPENSE	1,499.23
740660	2,108.88
EQUIPMENT RENTAL	2,108.88
740680	369.99
MEMBERSHIP/ASSOCIATION DUES	369.99
5400	1,068,797.75
710100	75,912.49
SALARY/OFFICIAL-DEPARTMENT HEAD	75,912.49
710110	637,069.25
SALARY/REGULAR	637,069.25
710130	4,784.59
SALARY/OVERTIME	4,784.59
710140	446.73
SALARY/CELL PHONE ALLOWANCE	446.73
720100	53,218.80
SOCIAL SECURITY	53,218.80
720110	188,208.43
EMPLOYEE INSURANCE	188,208.43
720120	89,111.72
RETIREMENT	89,111.72
720140	1,248.25
STATE UNEMPLOYMENT TAX	1,248.25
730100	1,657.04
OFFICE SUPPLIES	1,657.04
740140	58.99
VEHICLE MAINTENANCE	58.99
740518	(1,550.00)
PROFESSIONAL SERVICES-POLYGRAPH	(1,550.00)
740540	70.97
TRAVEL EXPENSE	70.97
740660	18,760.49
EQUIPMENT RENTAL	18,760.49
740790	(200.00)
ELECTRONIC MONITORING	(200.00)
5401	1,802,392.62
710110	1,147,906.07
SALARY/REGULAR	1,147,906.07
710130	27,335.24
SALARY/OVERTIME	27,335.24
710140	446.73
SALARY/CELL PHONE ALLOWANCE	446.73
720100	87,954.56
SOCIAL SECURITY	87,954.56
720110	319,327.83
EMPLOYEE INSURANCE	319,327.83
720120	145,788.46
RETIREMENT	145,788.46

720140	3,301.95
STATE UNEMPLOYMENT TAX	3,301.95
730100	3,240.21
OFFICE SUPPLIES	3,240.21
730140	8,125.30
JANITOR SUPPLIES	8,125.30
730160	3,238.37
CLOTHING	3,238.37
730220	15,876.59
REPLACEMENTS	15,876.59
730310	617.16
UNIFORMS	617.16
740120	15,000.00
MEDICAL SERVICES	15,000.00
740140	2,507.90
VEHICLE MAINTENANCE	2,507.90
740512	6,400.00
PROFESSIONAL SERVICES	6,400.00
740660	114.90
EQUIPMENT RENTAL	114.90
730101	15,211.35
FOOD SUPPLIES	15,211.35
5402	715.35
730100	669.40
OFFICE SUPPLIES	669.40
740694	45.95
FOOD SERVICE	45.95
5500	1,913,554.60
710100	75,275.92
SALARY/OFFICIAL-DEPARTMENT HEAD	75,275.92
710110	1,507,224.31
SALARY/REGULAR	1,507,224.31
710120	-
SALARY/OTHER	-
710130	2,222.00
SALARY/OVERTIME	2,222.00
710140	5,360.78
SALARY/CELL PHONE ALLOWANCE	5,360.78
720100	114,731.24
SOCIAL SECURITY	114,731.24
720120	197,289.74
RETIREMENT	197,289.74
720140	1,834.10
STATE UNEMPLOYMENT TAX	1,834.10
730100	955.27
OFFICE SUPPLIES	955.27
740640	7,104.50
CONTRACT SERVICES	7,104.50
740660	59.76
EQUIPMENT RENTAL	59.76
740100	1,496.98
IT HARDWARE MAINTENANCE	1,496.98
5600	78,037.34
730100	640.00
OFFICE SUPPLIES	640.00

730220	934.50
REPLACEMENTS	934.50
730270	38,213.07
LAW ENFORCEMENT SPECIFIC SUPPLIES	38,213.07
730310	1,124.54
UNIFORMS	1,124.54
740512	1,307.23
PROFESSIONAL SERVICES	1,307.23
740656	716.00
RENT AND LEASES	716.00
740660	2,355.00
EQUIPMENT RENTAL	2,355.00
750600	32,747.00
CAPITAL OUTLAY-VEHICLES	32,747.00
5602	7,481.63
740510	5,534.50
PROFESSIONAL DEVELOPMENT	5,534.50
740540	1,947.13
TRAVEL EXPENSE	1,947.13
6000	1,118,462.49
710100	85,075.18
SALARY/OFFICIAL-DEPARTMENT HEAD	85,075.18
710110	704,837.72
SALARY/REGULAR	704,837.72
710130	58,320.19
SALARY/OVERTIME	58,320.19
720100	61,648.50
SOCIAL SECURITY	61,648.50
720110	87,937.50
EMPLOYEE INSURANCE	87,937.50
720120	105,234.51
RETIREMENT	105,234.51
720140	108.00
STATE UNEMPLOYMENT TAX	108.00
730100	1,171.00
OFFICE SUPPLIES	1,171.00
740510	1,525.00
PROFESSIONAL DEVELOPMENT	1,525.00
740530	6,565.22
MOBILE PHONE AND DATA	6,565.22
740540	2,534.85
TRAVEL EXPENSE	2,534.85
740580	11.91
PRINTING	11.91
740660	3,492.42
EQUIPMENT RENTAL	3,492.42
740260	0.49
INTEREST ON CREDIT CARDS	0.49
6100	172,458.92
710110	108,750.07
SALARY/REGULAR	108,750.07
710130	9,807.06
SALARY/OVERTIME	9,807.06
720100	8,866.45
SOCIAL SECURITY	8,866.45

720110	20,944.19
EMPLOYEE INSURANCE	20,944.19
720120	14,704.94
RETIREMENT	14,704.94
720140	27.00
STATE UNEMPLOYMENT TAX	27.00
730100	1,199.24
OFFICE SUPPLIES	1,199.24
730220	4,579.32
REPLACEMENTS	4,579.32
740530	3,481.43
MOBILE PHONE AND DATA	3,481.43
740580	46.22
PRINTING	46.22
740640	53.00
CONTRACT SERVICES	53.00
6101	1,178,468.40
710110	832,552.23
SALARY/REGULAR	832,552.23
710130	3,244.44
SALARY/OVERTIME	3,244.44
720100	61,593.02
SOCIAL SECURITY	61,593.02
720110	169,638.69
EMPLOYEE INSURANCE	169,638.69
720120	103,975.79
RETIREMENT	103,975.79
720140	299.92
STATE UNEMPLOYMENT TAX	299.92
730270	53.94
LAW ENFORCEMENT SPECIFIC SUPPLIES	53.94
740510	1,600.00
PROFESSIONAL DEVELOPMENT	1,600.00
740540	1,980.20
TRAVEL EXPENSE	1,980.20
740640	2,027.77
CONTRACT SERVICES	2,027.77
740660	1,502.40
EQUIPMENT RENTAL	1,502.40
6200	(1,049.47)
710110	(768.30)
SALARY/REGULAR	(768.30)
720100	(58.64)
SOCIAL SECURITY	(58.64)
720110	(128.23)
EMPLOYEE INSURANCE	(128.23)
720120	(94.30)
RETIREMENT	(94.30)
6201	1,449,804.24
710110	958,094.75
SALARY/REGULAR	958,094.75
710130	72,560.36
SALARY/OVERTIME	72,560.36
720100	76,484.77
SOCIAL SECURITY	76,484.77

720110	179,254.44
EMPLOYEE INSURANCE	179,254.44
720120	127,842.49
RETIREMENT	127,842.49
720140	224.64
STATE UNEMPLOYMENT TAX	224.64
730100	4,161.69
OFFICE SUPPLIES	4,161.69
740510	11,220.00
PROFESSIONAL DEVELOPMENT	11,220.00
740530	8,200.89
MOBILE PHONE AND DATA	8,200.89
740540	5,810.18
TRAVEL EXPENSE	5,810.18
740580	709.14
PRINTING	709.14
740640	216.00
CONTRACT SERVICES	216.00
740660	5,024.89
EQUIPMENT RENTAL	5,024.89
6202	958,049.06
710110	644,727.07
SALARY/REGULAR	644,727.07
710130	19,761.71
SALARY/OVERTIME	19,761.71
710150	3,025.00
SALARY/SPECIAL PAY	3,025.00
720100	49,787.95
SOCIAL SECURITY	49,787.95
720110	118,077.68
EMPLOYEE INSURANCE	118,077.68
720120	82,818.56
RETIREMENT	82,818.56
720140	648.00
STATE UNEMPLOYMENT TAX	648.00
730270	432.39
LAW ENFORCEMENT SPECIFIC SUPPLIES	432.39
740504	2,881.00
ONLINE SERVICES	2,881.00
740510	350.00
PROFESSIONAL DEVELOPMENT	350.00
740530	8,572.56
MOBILE PHONE AND DATA	8,572.56
740540	1,285.14
TRAVEL EXPENSE	1,285.14
740580	252.08
PRINTING	252.08
740640	4,194.84
CONTRACT SERVICES	4,194.84
740656	17,640.00
RENT AND LEASES	17,640.00
740660	3,595.08
EQUIPMENT RENTAL	3,595.08
6300	80,367.54
710110	44,169.34

SALARY/REGULAR	44,169.34
710130	10,181.13
SALARY/OVERTIME	10,181.13
720100	4,043.09
SOCIAL SECURITY	4,043.09
720110	6,729.50
EMPLOYEE INSURANCE	6,729.50
720120	6,737.20
RETIREMENT	6,737.20
720140	9.00
STATE UNEMPLOYMENT TAX	9.00
730270	8,270.34
LAW ENFORCEMENT SPECIFIC SUPPLIES	8,270.34
740530	227.94
MOBILE PHONE AND DATA	227.94
6301	5,582,992.96
710110	3,739,672.40
SALARY/REGULAR	3,739,672.40
710130	109,203.42
SALARY/OVERTIME	109,203.42
710150	8,421.00
SALARY/SPECIAL PAY	8,421.00
720100	286,900.81
SOCIAL SECURITY	286,900.81
720110	839,153.59
EMPLOYEE INSURANCE	839,153.59
720120	478,370.21
RETIREMENT	478,370.21
720140	3,342.15
STATE UNEMPLOYMENT TAX	3,342.15
730100	4,603.89
OFFICE SUPPLIES	4,603.89
730130	-
ESTRAY EXPENSE	-
730240	10,110.00
FUEL	10,110.00
730270	5,844.72
LAW ENFORCEMENT SPECIFIC SUPPLIES	5,844.72
740512	117.00
PROFESSIONAL SERVICES	117.00
740530	33,056.04
MOBILE PHONE AND DATA	33,056.04
740540	385.50
TRAVEL EXPENSE	385.50
740580	6,098.18
PRINTING	6,098.18
740660	15,422.88
EQUIPMENT RENTAL	15,422.88
750600	42,291.17
CAPITAL OUTLAY-VEHICLES	42,291.17
6302	4,286,257.79
710110	2,863,705.24
SALARY/REGULAR	2,863,705.24
710130	94,009.34
SALARY/OVERTIME	94,009.34

710150	4,086.00
SALARY/SPECIAL PAY	4,086.00
720100	219,332.43
SOCIAL SECURITY	219,332.43
720110	613,377.81
EMPLOYEE INSURANCE	613,377.81
720120	367,246.90
RETIREMENT	367,246.90
720140	554.79
STATE UNEMPLOYMENT TAX	554.79
730100	3,204.08
OFFICE SUPPLIES	3,204.08
730130	23,860.86
ESTRAY EXPENSE	23,860.86
730240	13,687.22
FUEL	13,687.22
730270	4,653.97
LAW ENFORCEMENT SPECIFIC SUPPLIES	4,653.97
740510	6,990.00
PROFESSIONAL DEVELOPMENT	6,990.00
740512	50.00
PROFESSIONAL SERVICES	50.00
740530	26,201.84
MOBILE PHONE AND DATA	26,201.84
740540	2,641.00
TRAVEL EXPENSE	2,641.00
740580	2,369.01
PRINTING	2,369.01
740640	53.00
CONTRACT SERVICES	53.00
740660	11,387.30
EQUIPMENT RENTAL	11,387.30
750500	34,797.00
CAPITAL OUTLAY-INTANGIBLES	34,797.00
790100	(5,950.00)
REIMBURSEMENTS CLEARING	(5,950.00)
6303	5,155,863.61
710110	3,285,405.30
SALARY/REGULAR	3,285,405.30
710130	297,418.38
SALARY/OVERTIME	297,418.38
710150	3,630.00
SALARY/SPECIAL PAY	3,630.00
720100	265,739.18
SOCIAL SECURITY	265,739.18
720110	703,943.05
EMPLOYEE INSURANCE	703,943.05
720120	444,803.75
RETIREMENT	444,803.75
720140	1,248.03
STATE UNEMPLOYMENT TAX	1,248.03
730100	1,346.57
OFFICE SUPPLIES	1,346.57
730240	13,510.65
FUEL	13,510.65

730270	37,659.58
LAW ENFORCEMENT SPECIFIC SUPPLIES	37,659.58
740510	1,525.00
PROFESSIONAL DEVELOPMENT	1,525.00
740512	12.50
PROFESSIONAL SERVICES	12.50
740530	28,284.23
MOBILE PHONE AND DATA	28,284.23
740580	722.79
PRINTING	722.79
740660	7,302.48
EQUIPMENT RENTAL	7,302.48
750600	63,312.12
CAPITAL OUTLAY-VEHICLES	63,312.12
6401	2,281,839.36
710110	1,445,974.16
SALARY/REGULAR	1,445,974.16
710130	102,109.66
SALARY/OVERTIME	102,109.66
720100	115,267.49
SOCIAL SECURITY	115,267.49
720110	408,916.87
EMPLOYEE INSURANCE	408,916.87
720120	192,016.57
RETIREMENT	192,016.57
720140	1,739.63
STATE UNEMPLOYMENT TAX	1,739.63
730100	4,616.02
OFFICE SUPPLIES	4,616.02
730320	4,090.30
IT HARDWARE	4,090.30
740510	2,767.00
PROFESSIONAL DEVELOPMENT	2,767.00
740530	1,577.82
MOBILE PHONE AND DATA	1,577.82
740660	2,763.84
EQUIPMENT RENTAL	2,763.84
6402	1,169,445.21
710110	682,212.47
SALARY/REGULAR	682,212.47
710130	26,058.86
SALARY/OVERTIME	26,058.86
720100	52,763.07
SOCIAL SECURITY	52,763.07
720110	145,164.21
EMPLOYEE INSURANCE	145,164.21
720120	87,850.23
RETIREMENT	87,850.23
720140	485.25
STATE UNEMPLOYMENT TAX	485.25
730100	5,558.16
OFFICE SUPPLIES	5,558.16
730220	200.00
REPLACEMENTS	200.00
730270	16,959.19

LAW ENFORCEMENT SPECIFIC SUPPLIES	16,959.19
740110	107,767.79
IT SOFTWARE MAINTENANCE	107,767.79
740390	12,975.00
FORENSIC SERVICES-RESTRICTED	12,975.00
740510	5,069.00
PROFESSIONAL DEVELOPMENT	5,069.00
740512	7,210.00
PROFESSIONAL SERVICES	7,210.00
740530	4,278.26
MOBILE PHONE AND DATA	4,278.26
740540	10,694.09
TRAVEL EXPENSE	10,694.09
740640	1,376.44
CONTRACT SERVICES	1,376.44
740660	3,682.56
EQUIPMENT RENTAL	3,682.56
790100	(859.37)
REIMBURSEMENTS CLEARING	(859.37)
6403	1,482,403.91
710110	231,523.49
SALARY/REGULAR	231,523.49
710130	10,051.20
SALARY/OVERTIME	10,051.20
710150	200.00
SALARY/SPECIAL PAY	200.00
720100	18,206.76
SOCIAL SECURITY	18,206.76
720110	57,245.50
EMPLOYEE INSURANCE	57,245.50
720120	29,982.07
RETIREMENT	29,982.07
720140	395.55
STATE UNEMPLOYMENT TAX	395.55
730100	1,078.99
OFFICE SUPPLIES	1,078.99
730220	18,839.85
REPLACEMENTS	18,839.85
730240	577,175.99
FUEL	577,175.99
730250	9,905.81
SHOP SUPPLIES	9,905.81
730260	287,917.93
VEHICLE SUPPLIES	287,917.93
740110	2,278.42
IT SOFTWARE MAINTENANCE	2,278.42
740140	20,304.59
VEHICLE MAINTENANCE	20,304.59
740510	1,218.58
PROFESSIONAL DEVELOPMENT	1,218.58
740512	3,051.00
PROFESSIONAL SERVICES	3,051.00
740530	951.63
MOBILE PHONE AND DATA	951.63
740640	2,884.15

CONTRACT SERVICES	2,884.15
740660	874.44
EQUIPMENT RENTAL	874.44
750400	35,433.76
CAPITAL OUTLAY-FURNITURE FIXTURES AND EQUIPMENT	35,433.76
750600	172,884.20
CAPITAL OUTLAY-VEHICLES	172,884.20
6404	655,987.43
710110	404,932.25
SALARY/REGULAR	404,932.25
710130	6,975.41
SALARY/OVERTIME	6,975.41
710150	243.00
SALARY/SPECIAL PAY	243.00
720100	30,389.32
SOCIAL SECURITY	30,389.32
720110	135,057.21
EMPLOYEE INSURANCE	135,057.21
720120	51,391.03
RETIREMENT	51,391.03
720140	683.10
STATE UNEMPLOYMENT TAX	683.10
730100	4,326.69
OFFICE SUPPLIES	4,326.69
740510	1,350.00
PROFESSIONAL DEVELOPMENT	1,350.00
740530	1,574.29
MOBILE PHONE AND DATA	1,574.29
740540	952.20
TRAVEL EXPENSE	952.20
740580	1,434.66
PRINTING	1,434.66
740660	12,985.20
EQUIPMENT RENTAL	12,985.20
740100	3,693.07
IT HARDWARE MAINTENANCE	3,693.07
6405	622,463.65
710110	254,402.81
SALARY/REGULAR	254,402.81
710130	7,331.51
SALARY/OVERTIME	7,331.51
720100	19,473.39
SOCIAL SECURITY	19,473.39
720110	65,581.42
EMPLOYEE INSURANCE	65,581.42
720120	32,471.33
RETIREMENT	32,471.33
720140	324.00
STATE UNEMPLOYMENT TAX	324.00
730100	712.69
OFFICE SUPPLIES	712.69
730220	2,744.43
REPLACEMENTS	2,744.43
730250	12,877.34
SHOP SUPPLIES	12,877.34

730270	30,175.00
LAW ENFORCEMENT SPECIFIC SUPPLIES	30,175.00
740504	7,560.00
ONLINE SERVICES	7,560.00
740512	2,912.78
PROFESSIONAL SERVICES	2,912.78
740530	2,066.23
MOBILE PHONE AND DATA	2,066.23
740540	2,047.72
TRAVEL EXPENSE	2,047.72
740640	44,069.55
CONTRACT SERVICES	44,069.55
740660	137,713.45
EQUIPMENT RENTAL	137,713.45
6406	406,828.91
710110	233,525.28
SALARY/REGULAR	233,525.28
710130	769.77
SALARY/OVERTIME	769.77
720100	17,210.06
SOCIAL SECURITY	17,210.06
720110	57,244.84
EMPLOYEE INSURANCE	57,244.84
720120	29,063.50
RETIREMENT	29,063.50
720140	(94.62)
STATE UNEMPLOYMENT TAX	(94.62)
730100	186.31
OFFICE SUPPLIES	186.31
730320	475.54
IT HARDWARE	475.54
740504	63,857.59
ONLINE SERVICES	63,857.59
740510	1,220.00
PROFESSIONAL DEVELOPMENT	1,220.00
740530	1,166.30
MOBILE PHONE AND DATA	1,166.30
740540	(280.50)
TRAVEL EXPENSE	(280.50)
740660	2,484.84
EQUIPMENT RENTAL	2,484.84
6407	765,646.46
710110	344,727.88
SALARY/REGULAR	344,727.88
710130	20,326.92
SALARY/OVERTIME	20,326.92
720100	27,296.11
SOCIAL SECURITY	27,296.11
720110	59,517.40
EMPLOYEE INSURANCE	59,517.40
720120	45,257.51
RETIREMENT	45,257.51
720140	81.00
STATE UNEMPLOYMENT TAX	81.00
730100	2,216.52

OFFICE SUPPLIES	2,216.52
730270	2,617.12
LAW ENFORCEMENT SPECIFIC SUPPLIES	2,617.12
730310	127,281.40
UNIFORMS	127,281.40
740504	55,521.00
ONLINE SERVICES	55,521.00
740510	43,850.00
PROFESSIONAL DEVELOPMENT	43,850.00
740530	2,080.39
MOBILE PHONE AND DATA	2,080.39
740540	1,401.00
TRAVEL EXPENSE	1,401.00
740580	90.00
PRINTING	90.00
740660	9,228.60
EQUIPMENT RENTAL	9,228.60
730101	207.43
FOOD SUPPLIES	207.43
730360	23,946.18
ARMORY EXPENSE	23,946.18
6408	694,867.33
710110	247,877.54
SALARY/REGULAR	247,877.54
710130	2,266.61
SALARY/OVERTIME	2,266.61
720100	18,320.65
SOCIAL SECURITY	18,320.65
720110	61,963.74
EMPLOYEE INSURANCE	61,963.74
720120	31,042.33
RETIREMENT	31,042.33
720140	186.83
STATE UNEMPLOYMENT TAX	186.83
730100	263.58
OFFICE SUPPLIES	263.58
730220	81,554.35
REPLACEMENTS	81,554.35
730250	9,059.46
SHOP SUPPLIES	9,059.46
740512	66,541.10
PROFESSIONAL SERVICES	66,541.10
740530	2,028.27
MOBILE PHONE AND DATA	2,028.27
740640	62,427.90
CONTRACT SERVICES	62,427.90
740660	7,360.40
EQUIPMENT RENTAL	7,360.40
750300	47,470.00
CAPITAL OUTLAY-BUILDING	47,470.00
750400	29,605.25
CAPITAL OUTLAY-FURNITURE FIXTURES AND EQUIPMENT	29,605.25
790100	(4.95)
REIMBURSEMENTS CLEARING	(4.95)
740625	26,904.27

REFUSE COLLECTION	26,904.27
6500	787,192.78
710110	475,705.77
SALARY/REGULAR	475,705.77
710130	23,335.24
SALARY/OVERTIME	23,335.24
720100	37,400.29
SOCIAL SECURITY	37,400.29
720110	92,891.76
EMPLOYEE INSURANCE	92,891.76
720120	61,900.89
RETIREMENT	61,900.89
720140	129.27
STATE UNEMPLOYMENT TAX	129.27
730100	672.18
OFFICE SUPPLIES	672.18
740110	22,423.61
IT SOFTWARE MAINTENANCE	22,423.61
740420	823.13
COURIER SERVICE	823.13
740504	12,575.00
ONLINE SERVICES	12,575.00
740510	1,985.00
PROFESSIONAL DEVELOPMENT	1,985.00
740512	34,158.39
PROFESSIONAL SERVICES	34,158.39
740530	4,145.98
MOBILE PHONE AND DATA	4,145.98
740540	563.49
TRAVEL EXPENSE	563.49
740570	830.00
ADVERTISING	830.00
740580	783.58
PRINTING	783.58
740660	8,970.24
EQUIPMENT RENTAL	8,970.24
740680	7,919.00
MEMBERSHIP/ASSOCIATION DUES	7,919.00
790100	(20.04)
REIMBURSEMENTS CLEARING	(20.04)
6501	328,570.04
710110	230,877.19
SALARY/REGULAR	230,877.19
710130	6,591.67
SALARY/OVERTIME	6,591.67
720100	17,575.32
SOCIAL SECURITY	17,575.32
720110	33,647.50
EMPLOYEE INSURANCE	33,647.50
720120	29,453.50
RETIREMENT	29,453.50
720140	48.42
STATE UNEMPLOYMENT TAX	48.42
730100	895.50
OFFICE SUPPLIES	895.50

740510	1,795.00
PROFESSIONAL DEVELOPMENT	1,795.00
740512	239.20
PROFESSIONAL SERVICES	239.20
740530	1,206.15
MOBILE PHONE AND DATA	1,206.15
740540	4,247.95
TRAVEL EXPENSE	4,247.95
740580	70.00
PRINTING	70.00
740660	1,922.64
EQUIPMENT RENTAL	1,922.64
6503	63,365.79
710110	34,192.39
SALARY/REGULAR	34,192.39
720100	2,564.63
SOCIAL SECURITY	2,564.63
720110	6,729.50
EMPLOYEE INSURANCE	6,729.50
720120	4,241.20
RETIREMENT	4,241.20
720140	9.00
STATE UNEMPLOYMENT TAX	9.00
730100	14.98
OFFICE SUPPLIES	14.98
730320	7,796.77
IT HARDWARE	7,796.77
730330	1,504.17
IT SOFTWARE	1,504.17
740504	6,205.31
ONLINE SERVICES	6,205.31
740530	107.84
MOBILE PHONE AND DATA	107.84
6601	13,770,690.34
710110	6,028,905.66
SALARY/REGULAR	6,028,905.66
710130	310,624.07
SALARY/OVERTIME	310,624.07
710150	7,752.00
SALARY/SPECIAL PAY	7,752.00
720100	473,121.58
SOCIAL SECURITY	473,121.58
720110	1,655,044.41
EMPLOYEE INSURANCE	1,655,044.41
720120	781,449.46
RETIREMENT	781,449.46
720140	8,197.02
STATE UNEMPLOYMENT TAX	8,197.02
730100	18,264.21
OFFICE SUPPLIES	18,264.21
730140	33,667.60
JANITOR SUPPLIES	33,667.60
730220	17,240.67
REPLACEMENTS	17,240.67
730270	2,547.71

LAW ENFORCEMENT SPECIFIC SUPPLIES	2,547.71
730390	1,109.96
MEDICAL SUPPLIES	1,109.96
740120	3,616,802.03
MEDICAL SERVICES	3,616,802.03
740190	-
RX CLAIMS	-
740510	14,930.00
PROFESSIONAL DEVELOPMENT	14,930.00
740512	1,470.00
PROFESSIONAL SERVICES	1,470.00
740530	10,520.14
MOBILE PHONE AND DATA	10,520.14
740540	1,449.09
TRAVEL EXPENSE	1,449.09
740560	39,310.81
TRANSPORTATION	39,310.81
740580	1,465.75
PRINTING	1,465.75
740626	62,389.59
TELEPHONE-INMATE SERVICES	62,389.59
740660	30,364.56
EQUIPMENT RENTAL	30,364.56
740694	690,408.70
FOOD SERVICE	690,408.70
790100	(36,344.68)
REIMBURSEMENTS CLEARING	(36,344.68)
7100	2,777,366.96
710100	66,778.47
SALARY/OFFICIAL-DEPARTMENT HEAD	66,778.47
710110	1,632,547.81
SALARY/REGULAR	1,632,547.81
710130	90,822.31
SALARY/OVERTIME	90,822.31
710140	9,471.00
SALARY/CELL PHONE ALLOWANCE	9,471.00
710150	5,550.00
SALARY/SPECIAL PAY	5,550.00
720100	134,218.24
SOCIAL SECURITY	134,218.24
720110	316,743.44
EMPLOYEE INSURANCE	316,743.44
720120	223,897.82
RETIREMENT	223,897.82
720140	1,278.02
STATE UNEMPLOYMENT TAX	1,278.02
730100	8,986.50
OFFICE SUPPLIES	8,986.50
730220	1,998.90
REPLACEMENTS	1,998.90
730230	14,705.00
MARINE/AIR EXPENSE	14,705.00
730240	98,536.54
FUEL	98,536.54
730260	2,754.46

VEHICLE SUPPLIES	2,754.46
730262	4,240.67
RADIO SUPPLIES	4,240.67
730270	36,418.41
LAW ENFORCEMENT SPECIFIC SUPPLIES	36,418.41
730280	2,561.91
CANINE EXPENSES	2,561.91
730310	9,253.46
UNIFORMS	9,253.46
730320	4,469.98
IT HARDWARE	4,469.98
730330	102.01
IT SOFTWARE	102.01
740140	24,044.08
VEHICLE MAINTENANCE	24,044.08
740410	3.92
TOLLS	3.92
740504	1,027.60
ONLINE SERVICES	1,027.60
740510	19,309.33
PROFESSIONAL DEVELOPMENT	19,309.33
740512	20,913.18
PROFESSIONAL SERVICES	20,913.18
740518	400.00
PROFESSIONAL SERVICES-POLYGRAPH	400.00
740530	15,138.83
MOBILE PHONE AND DATA	15,138.83
740540	418.50
TRAVEL EXPENSE	418.50
740580	117.67
PRINTING	117.67
740640	207.02
CONTRACT SERVICES	207.02
740660	5,965.87
EQUIPMENT RENTAL	5,965.87
740680	150.00
MEMBERSHIP/ASSOCIATION DUES	150.00
740145	24,336.01
EQUIPMENT MAINTENANCE/REPAIR	24,336.01
7200	1,378,728.80
710100	66,778.47
SALARY/OFFICIAL-DEPARTMENT HEAD	66,778.47
710110	730,910.45
SALARY/REGULAR	730,910.45
710120	4,684.19
SALARY/OTHER	4,684.19
710130	62,919.02
SALARY/OVERTIME	62,919.02
710150	726.00
SALARY/SPECIAL PAY	726.00
720100	64,935.09
SOCIAL SECURITY	64,935.09
720110	141,127.93
EMPLOYEE INSURANCE	141,127.93
720120	108,109.84

RETIREMENT	108,109.84
720140	684.29
STATE UNEMPLOYMENT TAX	684.29
730100	4,926.20
OFFICE SUPPLIES	4,926.20
730120	80.75
BOOK SUPPLEMENTS	80.75
730240	30,141.68
FUEL	30,141.68
730260	1,039.46
VEHICLE SUPPLIES	1,039.46
730262	211.80
RADIO SUPPLIES	211.80
730270	38,641.17
LAW ENFORCEMENT SPECIFIC SUPPLIES	38,641.17
730310	8,263.46
UNIFORMS	8,263.46
730320	5,739.43
IT HARDWARE	5,739.43
730370	78.00
PERIODICALS	78.00
740140	13,750.14
VEHICLE MAINTENANCE	13,750.14
740410	40.93
TOLLS	40.93
740420	38.31
COURIER SERVICE	38.31
740504	4,689.52
ONLINE SERVICES	4,689.52
740510	1,584.15
PROFESSIONAL DEVELOPMENT	1,584.15
740530	11,711.48
MOBILE PHONE AND DATA	11,711.48
740540	1,459.98
TRAVEL EXPENSE	1,459.98
740580	1,082.00
PRINTING	1,082.00
740640	2,552.72
CONTRACT SERVICES	2,552.72
740660	2,305.17
EQUIPMENT RENTAL	2,305.17
740680	795.00
MEMBERSHIP/ASSOCIATION DUES	795.00
750400	855.90
CAPITAL OUTLAY-FURNITURE FIXTURES AND EQUIPMENT	855.90
750600	57,840.90
CAPITAL OUTLAY-VEHICLES	57,840.90
740260	2.29
INTEREST ON CREDIT CARDS	2.29
740100	177.00
IT HARDWARE MAINTENANCE	177.00
730360	9,846.08
ARMORY EXPENSE	9,846.08
7300	3,294,263.01
710100	66,778.47

SALARY/OFFICIAL-DEPARTMENT HEAD	66,778.47
710110	2,035,410.87
SALARY/REGULAR	2,035,410.87
710130	62,985.44
SALARY/OVERTIME	62,985.44
710150	10,497.00
SALARY/SPECIAL PAY	10,497.00
720100	162,246.42
SOCIAL SECURITY	162,246.42
720110	392,844.74
EMPLOYEE INSURANCE	392,844.74
720120	269,874.38
RETIREMENT	269,874.38
720140	2,060.63
STATE UNEMPLOYMENT TAX	2,060.63
730100	2,658.13
OFFICE SUPPLIES	2,658.13
730240	111,603.46
FUEL	111,603.46
730260	14,033.89
VEHICLE SUPPLIES	14,033.89
730270	31,814.58
LAW ENFORCEMENT SPECIFIC SUPPLIES	31,814.58
730280	2,611.74
CANINE EXPENSES	2,611.74
730310	27,578.41
UNIFORMS	27,578.41
730330	12,244.76
IT SOFTWARE	12,244.76
740140	36,869.51
VEHICLE MAINTENANCE	36,869.51
740504	2,970.00
ONLINE SERVICES	2,970.00
740510	8,812.00
PROFESSIONAL DEVELOPMENT	8,812.00
740512	1,070.70
PROFESSIONAL SERVICES	1,070.70
740530	28,046.85
MOBILE PHONE AND DATA	28,046.85
740540	4,530.56
TRAVEL EXPENSE	4,530.56
740580	1,330.00
PRINTING	1,330.00
740660	4,670.22
EQUIPMENT RENTAL	4,670.22
740680	705.00
MEMBERSHIP/ASSOCIATION DUES	705.00
740970	21.75
FREIGHT AND HANDLING	21.75
790100	(6.50)
REIMBURSEMENTS CLEARING	(6.50)
7400	2,493,085.93
710100	66,778.47
SALARY/OFFICIAL-DEPARTMENT HEAD	66,778.47
710110	1,415,997.68

SALARY/REGULAR	1,415,997.68
710130	123,541.11
SALARY/OVERTIME	123,541.11
710140	110.76
SALARY/CELL PHONE ALLOWANCE	110.76
710150	10,872.00
SALARY/SPECIAL PAY	10,872.00
720100	120,468.01
SOCIAL SECURITY	120,468.01
720110	283,814.14
EMPLOYEE INSURANCE	283,814.14
720120	200,639.58
RETIREMENT	200,639.58
720140	1,209.28
STATE UNEMPLOYMENT TAX	1,209.28
730220	702.80
REPLACEMENTS	702.80
730240	95,916.85
FUEL	95,916.85
730270	31,965.17
LAW ENFORCEMENT SPECIFIC SUPPLIES	31,965.17
730280	824.35
CANINE EXPENSES	824.35
730310	19,289.57
UNIFORMS	19,289.57
740140	27,289.89
VEHICLE MAINTENANCE	27,289.89
740510	5,910.00
PROFESSIONAL DEVELOPMENT	5,910.00
740512	316.85
PROFESSIONAL SERVICES	316.85
740530	18,087.53
MOBILE PHONE AND DATA	18,087.53
740540	3,704.61
TRAVEL EXPENSE	3,704.61
740580	70.00
PRINTING	70.00
740656	8,351.00
RENT AND LEASES	8,351.00
740660	14,407.52
EQUIPMENT RENTAL	14,407.52
750300	5,760.00
CAPITAL OUTLAY-BUILDING	5,760.00
750400	14,043.96
CAPITAL OUTLAY-FURNITURE FIXTURES AND EQUIPMENT	14,043.96
750600	23,043.90
CAPITAL OUTLAY-VEHICLES	23,043.90
790100	(29.10)
REIMBURSEMENTS CLEARING	(29.10)
7500	2,361,909.28
710100	66,778.47
SALARY/OFFICIAL-DEPARTMENT HEAD	66,778.47
710110	1,436,522.02
SALARY/REGULAR	1,436,522.02
710130	84,496.49

SALARY/OVERTIME	84,496.49
710140	5,039.58
SALARY/CELL PHONE ALLOWANCE	5,039.58
710150	12,204.00
SALARY/SPECIAL PAY	12,204.00
720100	119,434.82
SOCIAL SECURITY	119,434.82
720110	303,692.03
EMPLOYEE INSURANCE	303,692.03
720120	199,046.13
RETIREMENT	199,046.13
720140	1,395.68
STATE UNEMPLOYMENT TAX	1,395.68
730100	1,813.37
OFFICE SUPPLIES	1,813.37
730240	30,503.35
FUEL	30,503.35
730250	119.25
SHOP SUPPLIES	119.25
730270	12,473.16
LAW ENFORCEMENT SPECIFIC SUPPLIES	12,473.16
730280	1,005.83
CANINE EXPENSES	1,005.83
730310	3,098.92
UNIFORMS	3,098.92
730320	3,602.91
IT HARDWARE	3,602.91
740140	13,652.65
VEHICLE MAINTENANCE	13,652.65
740510	4,380.00
PROFESSIONAL DEVELOPMENT	4,380.00
740512	2,797.98
PROFESSIONAL SERVICES	2,797.98
740530	12,139.91
MOBILE PHONE AND DATA	12,139.91
740540	1,484.70
TRAVEL EXPENSE	1,484.70
740580	253.04
PRINTING	253.04
740640	3,600.00
CONTRACT SERVICES	3,600.00
740660	3,510.99
EQUIPMENT RENTAL	3,510.99
740680	1,335.00
MEMBERSHIP/ASSOCIATION DUES	1,335.00
750600	37,529.00
CAPITAL OUTLAY-VEHICLES	37,529.00
8100	364,422.53
710110	57,432.16
SALARY/REGULAR	57,432.16
720100	4,371.70
SOCIAL SECURITY	4,371.70
720110	7,032.02
EMPLOYEE INSURANCE	7,032.02
720120	7,140.45

RETIREMENT	7,140.45
720140	354.16
STATE UNEMPLOYMENT TAX	354.16
740170	139,796.00
PETIT JURORS	139,796.00
740524	9,848.62
PROFESSIONAL SERVICES-INTERPRETER	9,848.62
740540	3,812.87
TRAVEL EXPENSE	3,812.87
740640	46,730.37
CONTRACT SERVICES	46,730.37
740690	78,575.47
COURT COST	78,575.47
740692	814.67
DA WITNESS EXPENSE	814.67
740694	8,514.04
FOOD SERVICE	8,514.04
8101	3,056,953.91
740270	2,571,979.72
APPOINTED ATTORNEY	2,571,979.72
740290	2,759.40
OTHER LITIGATION-APPOINTED ATTORNEY	2,759.40
740310	200.00
APPOINTED ATTORNEY-CIVIL	200.00
740370	88,750.80
APPOINTED ATTORNEY-JUVENILE	88,750.80
740460	131,403.47
INVESTIGATOR	131,403.47
740470	187,458.75
EXPERT WITNESS	187,458.75
740484	57,585.33
COURT REPORTER TRANSCRIPT	57,585.33
740512	3,000.00
PROFESSIONAL SERVICES	3,000.00
740524	13,216.44
PROFESSIONAL SERVICES-INTERPRETER	13,216.44
740640	600.00
CONTRACT SERVICES	600.00
740740	-
BANK SERVICE CHARGES	-
8102	511,086.31
740290	312.01
OTHER LITIGATION-APPOINTED ATTORNEY	312.01
740310	487,602.07
APPOINTED ATTORNEY-CIVIL	487,602.07
740484	20,387.23
COURT REPORTER TRANSCRIPT	20,387.23
740524	2,785.00
PROFESSIONAL SERVICES-INTERPRETER	2,785.00
8103	619,048.78
710100	60,626.45
SALARY/OFFICIAL-DEPARTMENT HEAD	60,626.45
710110	330,685.71
SALARY/REGULAR	330,685.71
710130	57,870.24

SALARY/OVERTIME	57,870.24
720100	29,685.89
SOCIAL SECURITY	29,685.89
720110	75,298.74
EMPLOYEE INSURANCE	75,298.74
720120	55,721.45
RETIREMENT	55,721.45
720140	169.61
STATE UNEMPLOYMENT TAX	169.61
730100	3,305.66
OFFICE SUPPLIES	3,305.66
730310	90.97
UNIFORMS	90.97
740510	1,635.00
PROFESSIONAL DEVELOPMENT	1,635.00
740530	1,420.88
MOBILE PHONE AND DATA	1,420.88
740540	28.43
TRAVEL EXPENSE	28.43
740660	2,332.08
EQUIPMENT RENTAL	2,332.08
740680	150.00
MEMBERSHIP/ASSOCIATION DUES	150.00
740694	18.99
FOOD SERVICE	18.99
740260	8.68
INTEREST ON CREDIT CARDS	8.68
8210	260,597.09
710100	92,332.44
SALARY/OFFICIAL-DEPARTMENT HEAD	92,332.44
710110	101,728.96
SALARY/REGULAR	101,728.96
720100	11,728.14
SOCIAL SECURITY	11,728.14
720110	26,918.00
EMPLOYEE INSURANCE	26,918.00
720120	24,071.18
RETIREMENT	24,071.18
720140	27.00
STATE UNEMPLOYMENT TAX	27.00
730100	580.88
OFFICE SUPPLIES	580.88
740530	37.99
MOBILE PHONE AND DATA	37.99
740640	3,172.50
CONTRACT SERVICES	3,172.50
8220	442,926.07
710100	88,423.05
SALARY/OFFICIAL-DEPARTMENT HEAD	88,423.05
710110	242,609.99
SALARY/REGULAR	242,609.99
710130	(633.20)
SALARY/OVERTIME	(633.20)
720100	21,980.79
SOCIAL SECURITY	21,980.79

720110	47,106.50
EMPLOYEE INSURANCE	47,106.50
720120	40,984.70
RETIREMENT	40,984.70
720140	63.00
STATE UNEMPLOYMENT TAX	63.00
730100	377.40
OFFICE SUPPLIES	377.40
740660	2,013.84
EQUIPMENT RENTAL	2,013.84
8230	404,661.91
710100	73,065.37
SALARY/OFFICIAL-DEPARTMENT HEAD	73,065.37
710110	224,276.30
SALARY/REGULAR	224,276.30
720100	21,363.35
SOCIAL SECURITY	21,363.35
720110	40,377.00
EMPLOYEE INSURANCE	40,377.00
720120	36,870.69
RETIREMENT	36,870.69
720140	45.00
STATE UNEMPLOYMENT TAX	45.00
730100	1,153.45
OFFICE SUPPLIES	1,153.45
740510	3,500.00
PROFESSIONAL DEVELOPMENT	3,500.00
740640	60.00
CONTRACT SERVICES	60.00
740660	3,856.23
EQUIPMENT RENTAL	3,856.23
740694	96.99
FOOD SERVICE	96.99
790100	(2.47)
REIMBURSEMENTS CLEARING	(2.47)
8240	264,065.46
710100	92,332.44
SALARY/OFFICIAL-DEPARTMENT HEAD	92,332.44
710110	104,389.68
SALARY/REGULAR	104,389.68
720100	12,007.76
SOCIAL SECURITY	12,007.76
720110	26,912.84
EMPLOYEE INSURANCE	26,912.84
720120	24,401.23
RETIREMENT	24,401.23
720140	27.00
STATE UNEMPLOYMENT TAX	27.00
730100	887.87
OFFICE SUPPLIES	887.87
740640	3,106.64
CONTRACT SERVICES	3,106.64
8250	257,261.79
710100	92,332.44
SALARY/OFFICIAL-DEPARTMENT HEAD	92,332.44

710110	99,567.68
SALARY/REGULAR	99,567.68
720100	11,718.61
SOCIAL SECURITY	11,718.61
720110	26,918.00
EMPLOYEE INSURANCE	26,918.00
720120	23,803.18
RETIREMENT	23,803.18
720140	27.00
STATE UNEMPLOYMENT TAX	27.00
740540	307.68
TRAVEL EXPENSE	307.68
740656	2,587.20
RENT AND LEASES	2,587.20
8310	176,344.10
710100	5,524.98
SALARY/OFFICIAL-DEPARTMENT HEAD	5,524.98
710110	113,253.13
SALARY/REGULAR	113,253.13
710140	446.73
SALARY/CELL PHONE ALLOWANCE	446.73
720100	8,925.56
SOCIAL SECURITY	8,925.56
720110	26,829.72
EMPLOYEE INSURANCE	26,829.72
720120	14,790.57
RETIREMENT	14,790.57
720140	27.00
STATE UNEMPLOYMENT TAX	27.00
730100	2,373.29
OFFICE SUPPLIES	2,373.29
740510	150.00
PROFESSIONAL DEVELOPMENT	150.00
740660	4,269.46
EQUIPMENT RENTAL	4,269.46
790100	(246.34)
REIMBURSEMENTS CLEARING	(246.34)
8320	175,620.47
710100	5,524.98
SALARY/OFFICIAL-DEPARTMENT HEAD	5,524.98
710110	115,400.20
SALARY/REGULAR	115,400.20
720100	9,075.65
SOCIAL SECURITY	9,075.65
720110	26,217.49
EMPLOYEE INSURANCE	26,217.49
720120	14,998.21
RETIREMENT	14,998.21
720140	270.00
STATE UNEMPLOYMENT TAX	270.00
730100	902.60
OFFICE SUPPLIES	902.60
740530	-
MOBILE PHONE AND DATA	-
740640	212.11

CONTRACT SERVICES	212.11
740656	2,912.35
RENT AND LEASES	2,912.35
740694	106.88
FOOD SERVICE	106.88
8330	321,652.98
710100	5,524.98
SALARY/OFFICIAL-DEPARTMENT HEAD	5,524.98
710110	224,539.07
SALARY/REGULAR	224,539.07
720100	17,250.68
SOCIAL SECURITY	17,250.68
720110	40,799.85
EMPLOYEE INSURANCE	40,799.85
720120	28,536.43
RETIREMENT	28,536.43
720140	297.00
STATE UNEMPLOYMENT TAX	297.00
730100	2,467.24
OFFICE SUPPLIES	2,467.24
740510	150.00
PROFESSIONAL DEVELOPMENT	150.00
740640	2,087.73
CONTRACT SERVICES	2,087.73
8340	210,582.32
710100	5,524.98
SALARY/OFFICIAL-DEPARTMENT HEAD	5,524.98
710110	141,401.29
SALARY/REGULAR	141,401.29
720100	10,969.95
SOCIAL SECURITY	10,969.95
720110	26,829.72
EMPLOYEE INSURANCE	26,829.72
720120	18,226.52
RETIREMENT	18,226.52
720140	304.88
STATE UNEMPLOYMENT TAX	304.88
730100	214.40
OFFICE SUPPLIES	214.40
740510	75.00
PROFESSIONAL DEVELOPMENT	75.00
740530	304.59
MOBILE PHONE AND DATA	304.59
740540	318.00
TRAVEL EXPENSE	318.00
740640	6,082.97
CONTRACT SERVICES	6,082.97
740660	180.02
EQUIPMENT RENTAL	180.02
740680	150.00
MEMBERSHIP/ASSOCIATION DUES	150.00
8350	322,665.77
710100	5,524.98
SALARY/OFFICIAL-DEPARTMENT HEAD	5,524.98
710110	227,360.26

SALARY/REGULAR	227,360.26
710130	52.49
SALARY/OVERTIME	52.49
720100	17,301.64
SOCIAL SECURITY	17,301.64
720110	38,104.34
EMPLOYEE INSURANCE	38,104.34
720120	28,888.25
RETIREMENT	28,888.25
720140	234.14
STATE UNEMPLOYMENT TAX	234.14
730100	2,006.15
OFFICE SUPPLIES	2,006.15
740510	150.00
PROFESSIONAL DEVELOPMENT	150.00
740656	671.98
RENT AND LEASES	671.98
740660	2,296.54
EQUIPMENT RENTAL	2,296.54
740680	75.00
MEMBERSHIP/ASSOCIATION DUES	75.00
8360	329,945.80
710100	5,524.98
SALARY/OFFICIAL-DEPARTMENT HEAD	5,524.98
710110	233,013.25
SALARY/REGULAR	233,013.25
720100	17,766.38
SOCIAL SECURITY	17,766.38
720110	40,286.14
EMPLOYEE INSURANCE	40,286.14
720120	29,590.15
RETIREMENT	29,590.15
720140	45.00
STATE UNEMPLOYMENT TAX	45.00
730100	3,472.91
OFFICE SUPPLIES	3,472.91
740660	88.20
EQUIPMENT RENTAL	88.20
740694	158.79
FOOD SERVICE	158.79
8370	177,437.71
710100	7,024.98
SALARY/OFFICIAL-DEPARTMENT HEAD	7,024.98
710110	110,271.27
SALARY/REGULAR	110,271.27
710130	233.65
SALARY/OVERTIME	233.65
720100	8,637.29
SOCIAL SECURITY	8,637.29
720110	27,441.94
EMPLOYEE INSURANCE	27,441.94
720120	14,578.59
RETIREMENT	14,578.59
720140	27.00
STATE UNEMPLOYMENT TAX	27.00

730100	3,873.67
OFFICE SUPPLIES	3,873.67
740510	65.00
PROFESSIONAL DEVELOPMENT	65.00
740530	188.97
MOBILE PHONE AND DATA	188.97
740640	-
CONTRACT SERVICES	-
740656	4,416.90
RENT AND LEASES	4,416.90
740694	678.45
FOOD SERVICE	678.45
8401	230,922.54
710100	37,022.56
SALARY/OFFICIAL-DEPARTMENT HEAD	37,022.56
710110	49,309.84
SALARY/REGULAR	49,309.84
720100	6,393.68
SOCIAL SECURITY	6,393.68
720110	20,188.50
EMPLOYEE INSURANCE	20,188.50
720120	10,708.57
RETIREMENT	10,708.57
720140	27.00
STATE UNEMPLOYMENT TAX	27.00
730100	3,332.57
OFFICE SUPPLIES	3,332.57
740512	58,933.00
PROFESSIONAL SERVICES	58,933.00
740516	44,806.82
PROFESSIONAL SERVICES-URINALYSIS	44,806.82
740145	200.00
EQUIPMENT MAINTENANCE/REPAIR	200.00
8402	122,875.96
710110	24,674.24
SALARY/REGULAR	24,674.24
720100	1,876.19
SOCIAL SECURITY	1,876.19
720110	6,729.50
EMPLOYEE INSURANCE	6,729.50
720120	3,060.61
RETIREMENT	3,060.61
720140	9.00
STATE UNEMPLOYMENT TAX	9.00
730100	1,248.59
OFFICE SUPPLIES	1,248.59
740512	38,717.00
PROFESSIONAL SERVICES	38,717.00
740516	46,560.83
PROFESSIONAL SERVICES-URINALYSIS	46,560.83
8403	172,564.01
710110	113,140.58
SALARY/REGULAR	113,140.58
710130	147.16
SALARY/OVERTIME	147.16

720100	8,324.74
SOCIAL SECURITY	8,324.74
720110	29,452.74
EMPLOYEE INSURANCE	29,452.74
720120	14,068.22
RETIREMENT	14,068.22
720140	234.21
STATE UNEMPLOYMENT TAX	234.21
730100	2,837.70
OFFICE SUPPLIES	2,837.70
730330	89.94
IT SOFTWARE	89.94
740510	50.00
PROFESSIONAL DEVELOPMENT	50.00
740540	355.62
TRAVEL EXPENSE	355.62
740640	3,848.16
CONTRACT SERVICES	3,848.16
740660	14.94
EQUIPMENT RENTAL	14.94
8510	471,598.65
710100	65,103.83
SALARY/OFFICIAL-DEPARTMENT HEAD	65,103.83
710110	232,131.09
SALARY/REGULAR	232,131.09
710120	-
SALARY/OTHER	-
720100	22,204.53
SOCIAL SECURITY	22,204.53
720110	60,565.50
EMPLOYEE INSURANCE	60,565.50
720120	36,955.39
RETIREMENT	36,955.39
720140	237.15
STATE UNEMPLOYMENT TAX	237.15
730100	1,987.53
OFFICE SUPPLIES	1,987.53
740140	456.01
VEHICLE MAINTENANCE	456.01
740510	1,265.00
PROFESSIONAL DEVELOPMENT	1,265.00
740512	1,961.68
PROFESSIONAL SERVICES	1,961.68
740540	280.01
TRAVEL EXPENSE	280.01
740560	2,770.00
TRANSPORTATION	2,770.00
740644	39,475.33
COLLECTION SERVICES	39,475.33
740660	6,035.60
EQUIPMENT RENTAL	6,035.60
740680	205.00
MEMBERSHIP/ASSOCIATION DUES	205.00
790100	(35.00)
REIMBURSEMENTS CLEARING	(35.00)

8520	257,281.02
710100	65,103.83
SALARY/OFFICIAL-DEPARTMENT HEAD	65,103.83
710110	107,233.26
SALARY/REGULAR	107,233.26
710120	-
SALARY/OTHER	-
720100	12,867.00
SOCIAL SECURITY	12,867.00
720110	40,377.00
EMPLOYEE INSURANCE	40,377.00
720120	21,462.62
RETIREMENT	21,462.62
720140	43.18
STATE UNEMPLOYMENT TAX	43.18
730100	1,655.32
OFFICE SUPPLIES	1,655.32
740510	585.00
PROFESSIONAL DEVELOPMENT	585.00
740512	3,161.74
PROFESSIONAL SERVICES	3,161.74
740530	636.37
MOBILE PHONE AND DATA	636.37
740640	222.24
CONTRACT SERVICES	222.24
740644	3,756.00
COLLECTION SERVICES	3,756.00
740660	7.46
EQUIPMENT RENTAL	7.46
740680	170.00
MEMBERSHIP/ASSOCIATION DUES	170.00
8530	624,464.48
710100	65,103.83
SALARY/OFFICIAL-DEPARTMENT HEAD	65,103.83
710110	345,933.71
SALARY/REGULAR	345,933.71
710120	-
SALARY/OTHER	-
710130	1,628.92
SALARY/OVERTIME	1,628.92
710140	666.41
SALARY/CELL PHONE ALLOWANCE	666.41
720100	30,886.54
SOCIAL SECURITY	30,886.54
720110	115,623.40
EMPLOYEE INSURANCE	115,623.40
720120	51,363.59
RETIREMENT	51,363.59
720140	634.86
STATE UNEMPLOYMENT TAX	634.86
730100	4,448.34
OFFICE SUPPLIES	4,448.34
730310	141.92
UNIFORMS	141.92
740140	964.72

VEHICLE MAINTENANCE	964.72
740510	365.00
PROFESSIONAL DEVELOPMENT	365.00
740512	180.00
PROFESSIONAL SERVICES	180.00
740540	757.81
TRAVEL EXPENSE	757.81
740660	5,705.43
EQUIPMENT RENTAL	5,705.43
740680	60.00
MEMBERSHIP/ASSOCIATION DUES	60.00
8540	520,828.18
710100	65,103.83
SALARY/OFFICIAL-DEPARTMENT HEAD	65,103.83
710110	254,436.83
SALARY/REGULAR	254,436.83
710130	34.25
SALARY/OVERTIME	34.25
720100	23,609.64
SOCIAL SECURITY	23,609.64
720110	87,468.02
EMPLOYEE INSURANCE	87,468.02
720120	39,639.31
RETIREMENT	39,639.31
720140	106.14
STATE UNEMPLOYMENT TAX	106.14
730100	703.58
OFFICE SUPPLIES	703.58
740510	820.00
PROFESSIONAL DEVELOPMENT	820.00
740512	1,052.02
PROFESSIONAL SERVICES	1,052.02
740540	1,270.95
TRAVEL EXPENSE	1,270.95
740560	860.00
TRANSPORTATION	860.00
740580	269.36
PRINTING	269.36
740640	734.63
CONTRACT SERVICES	734.63
740644	39,536.86
COLLECTION SERVICES	39,536.86
740660	5,087.76
EQUIPMENT RENTAL	5,087.76
740680	95.00
MEMBERSHIP/ASSOCIATION DUES	95.00
8550	310,003.57
710100	65,103.83
SALARY/OFFICIAL-DEPARTMENT HEAD	65,103.83
710110	122,947.28
SALARY/REGULAR	122,947.28
720100	14,177.89
SOCIAL SECURITY	14,177.89
720110	40,377.00
EMPLOYEE INSURANCE	40,377.00

720120	23,325.86
RETIREMENT	23,325.86
720140	43.91
STATE UNEMPLOYMENT TAX	43.91
730100	889.80
OFFICE SUPPLIES	889.80
730110	1,356.00
POSTAGE	1,356.00
740510	915.00
PROFESSIONAL DEVELOPMENT	915.00
740530	1,523.85
MOBILE PHONE AND DATA	1,523.85
740540	1,122.15
TRAVEL EXPENSE	1,122.15
740640	5,215.58
CONTRACT SERVICES	5,215.58
740644	31,948.22
COLLECTION SERVICES	31,948.22
740660	147.77
EQUIPMENT RENTAL	147.77
740680	95.00
MEMBERSHIP/ASSOCIATION DUES	95.00
740260	4.43
INTEREST ON CREDIT CARDS	4.43
740145	810.00
EQUIPMENT MAINTENANCE/REPAIR	810.00
6502	313,117.63
710110	209,728.47
SALARY/REGULAR	209,728.47
710130	287.72
SALARY/OVERTIME	287.72
720100	15,267.40
SOCIAL SECURITY	15,267.40
720110	53,830.84
EMPLOYEE INSURANCE	53,830.84
720120	26,049.83
RETIREMENT	26,049.83
720140	72.00
STATE UNEMPLOYMENT TAX	72.00
730100	2,245.70
OFFICE SUPPLIES	2,245.70
740530	492.27
MOBILE PHONE AND DATA	492.27
740580	995.00
PRINTING	995.00
740660	4,151.40
EQUIPMENT RENTAL	4,151.40
790100	(3.00)
REIMBURSEMENTS CLEARING	(3.00)
8380	275,836.64
710100	5,524.98
SALARY/OFFICIAL-DEPARTMENT HEAD	5,524.98
710110	188,107.13
SALARY/REGULAR	188,107.13
710130	24.74

SALARY/OVERTIME	24.74
720100	14,319.55
SOCIAL SECURITY	14,319.55
720110	40,283.62
EMPLOYEE INSURANCE	40,283.62
720120	24,022.93
RETIREMENT	24,022.93
720140	45.00
STATE UNEMPLOYMENT TAX	45.00
730100	1,662.68
OFFICE SUPPLIES	1,662.68
740510	75.00
PROFESSIONAL DEVELOPMENT	75.00
740640	1,741.01
CONTRACT SERVICES	1,741.01
740680	30.00
MEMBERSHIP/ASSOCIATION DUES	30.00
6108	77,643.52
730270	8,327.44
LAW ENFORCEMENT SPECIFIC SUPPLIES	8,327.44
730360	69,316.08
ARMORY EXPENSE	69,316.08
6106	316,262.46
710110	164,697.33
SALARY/REGULAR	164,697.33
710130	896.38
SALARY/OVERTIME	896.38
710150	14,690.00
SALARY/SPECIAL PAY	14,690.00
720100	13,203.40
SOCIAL SECURITY	13,203.40
720110	33,823.86
EMPLOYEE INSURANCE	33,823.86
720120	22,374.20
RETIREMENT	22,374.20
720140	(167.07)
STATE UNEMPLOYMENT TAX	(167.07)
730270	369.64
LAW ENFORCEMENT SPECIFIC SUPPLIES	369.64
730280	47,868.63
CANINE EXPENSES	47,868.63
740110	700.00
IT SOFTWARE MAINTENANCE	700.00
740510	1,250.00
PROFESSIONAL DEVELOPMENT	1,250.00
740512	4,504.43
PROFESSIONAL SERVICES	4,504.43
740530	2,458.14
MOBILE PHONE AND DATA	2,458.14
740540	9,293.52
TRAVEL EXPENSE	9,293.52
740640	300.00
CONTRACT SERVICES	300.00
6102	683,269.90
710110	397,079.55

SALARY/REGULAR	397,079.55
710130	82,539.70
SALARY/OVERTIME	82,539.70
720100	36,233.10
SOCIAL SECURITY	36,233.10
720110	74,017.18
EMPLOYEE INSURANCE	74,017.18
720120	59,509.06
RETIREMENT	59,509.06
720140	73.69
STATE UNEMPLOYMENT TAX	73.69
730270	3,046.95
LAW ENFORCEMENT SPECIFIC SUPPLIES	3,046.95
740510	10,643.00
PROFESSIONAL DEVELOPMENT	10,643.00
740530	6,840.65
MOBILE PHONE AND DATA	6,840.65
740540	8,663.86
TRAVEL EXPENSE	8,663.86
740660	2,618.16
EQUIPMENT RENTAL	2,618.16
730360	2,005.00
ARMORY EXPENSE	2,005.00
6105	111,243.07
710110	72,995.45
SALARY/REGULAR	72,995.45
710130	-
SALARY/OVERTIME	-
720100	5,495.36
SOCIAL SECURITY	5,495.36
720110	13,459.00
EMPLOYEE INSURANCE	13,459.00
720120	9,054.38
RETIREMENT	9,054.38
720140	18.00
STATE UNEMPLOYMENT TAX	18.00
740140	5,554.60
VEHICLE MAINTENANCE	5,554.60
740530	1,166.28
MOBILE PHONE AND DATA	1,166.28
740656	3,500.00
RENT AND LEASES	3,500.00
6109	297,526.51
710110	185,639.82
SALARY/REGULAR	185,639.82
710130	20,843.77
SALARY/OVERTIME	20,843.77
720100	15,372.97
SOCIAL SECURITY	15,372.97
720110	33,568.28
EMPLOYEE INSURANCE	33,568.28
720120	25,626.94
RETIREMENT	25,626.94
720140	45.00
STATE UNEMPLOYMENT TAX	45.00

730270	7,210.00
LAW ENFORCEMENT SPECIFIC SUPPLIES	7,210.00
740510	2,050.00
PROFESSIONAL DEVELOPMENT	2,050.00
740530	2,464.70
MOBILE PHONE AND DATA	2,464.70
740540	2,164.87
TRAVEL EXPENSE	2,164.87
740660	2,540.16
EQUIPMENT RENTAL	2,540.16
6103	6,501.34
710130	702.63
SALARY/OVERTIME	702.63
720100	52.61
SOCIAL SECURITY	52.61
720120	87.62
RETIREMENT	87.62
740530	1,513.72
MOBILE PHONE AND DATA	1,513.72
740540	4,144.76
TRAVEL EXPENSE	4,144.76
6107	4,577.64
710130	3,517.27
SALARY/OVERTIME	3,517.27
720100	265.04
SOCIAL SECURITY	265.04
720120	435.33
RETIREMENT	435.33
730270	360.00
LAW ENFORCEMENT SPECIFIC SUPPLIES	360.00
3242	7,500.00
740640	7,500.00
CONTRACT SERVICES	7,500.00
6104	11,278.67
710110	740.08
SALARY/REGULAR	740.08
710130	8,642.94
SALARY/OVERTIME	8,642.94
720100	701.61
SOCIAL SECURITY	701.61
720120	1,176.61
RETIREMENT	1,176.61
720140	17.43
STATE UNEMPLOYMENT TAX	17.43
200	16,308,323.98
ROAD AND BRIDGE	16,308,323.98
2600	124,080.36
730100	1,125.47
OFFICE SUPPLIES	1,125.47
730250	5,981.62
SHOP SUPPLIES	5,981.62
740140	11,752.70
VEHICLE MAINTENANCE	11,752.70
740510	12,440.00
PROFESSIONAL DEVELOPMENT	12,440.00

740512	29,117.74
PROFESSIONAL SERVICES	29,117.74
740540	1,344.38
TRAVEL EXPENSE	1,344.38
740650	62,318.45
SIGN AND SIGNAL MAINTENANCE	62,318.45
9000	3,520.31
730190	232.50
ROAD MATERIALS	232.50
740512	3,287.81
PROFESSIONAL SERVICES	3,287.81
9100	3,839,351.11
710100	86,543.12
SALARY/OFFICIAL-DEPARTMENT HEAD	86,543.12
710110	1,419,880.92
SALARY/REGULAR	1,419,880.92
710120	-
SALARY/OTHER	-
710130	73,248.96
SALARY/OVERTIME	73,248.96
710140	932.23
SALARY/CELL PHONE ALLOWANCE	932.23
720100	116,613.25
SOCIAL SECURITY	116,613.25
720110	390,750.20
EMPLOYEE INSURANCE	390,750.20
720120	196,925.88
RETIREMENT	196,925.88
720140	1,004.25
STATE UNEMPLOYMENT TAX	1,004.25
730100	18,721.32
OFFICE SUPPLIES	18,721.32
730140	3,828.53
JANITOR SUPPLIES	3,828.53
730180	4,301.20
CULVERTS	4,301.20
730190	477,238.54
ROAD MATERIALS	477,238.54
730200	47,141.26
CRUSHED CONCRETE/REJECT	47,141.26
730220	2,277.14
REPLACEMENTS	2,277.14
730240	150,932.03
FUEL	150,932.03
730250	42,629.71
SHOP SUPPLIES	42,629.71
730260	96,842.52
VEHICLE SUPPLIES	96,842.52
730262	4,251.67
RADIO SUPPLIES	4,251.67
730310	25,908.64
UNIFORMS	25,908.64
730320	1,427.49
IT HARDWARE	1,427.49
730390	908.55

MEDICAL SUPPLIES	908.55
740140	54,302.99
VEHICLE MAINTENANCE	54,302.99
740150	59,015.00
LANDSCAPE MAINTENANCE	59,015.00
740510	763.90
PROFESSIONAL DEVELOPMENT	763.90
740512	232,568.68
PROFESSIONAL SERVICES	232,568.68
740530	6,616.71
MOBILE PHONE AND DATA	6,616.71
740640	34,978.78
CONTRACT SERVICES	34,978.78
740650	40,382.20
SIGN AND SIGNAL MAINTENANCE	40,382.20
740660	27,900.85
EQUIPMENT RENTAL	27,900.85
750400	352,822.22
CAPITAL OUTLAY-FURNITURE FIXTURES AND EQUIPMENT	352,822.22
750600	40,680.00
CAPITAL OUTLAY-VEHICLES	40,680.00
750800	(172,590.06)
MAJOR PROJECTS	(172,590.06)
790100	(895.60)
REIMBURSEMENTS CLEARING	(895.60)
740145	498.03
EQUIPMENT MAINTENANCE/REPAIR	498.03
9200	3,050,768.85
710100	86,543.12
SALARY/OFFICIAL-DEPARTMENT HEAD	86,543.12
710110	1,007,274.69
SALARY/REGULAR	1,007,274.69
710120	-
SALARY/OTHER	-
710130	1,014.91
SALARY/OVERTIME	1,014.91
710140	781.90
SALARY/CELL PHONE ALLOWANCE	781.90
720100	79,406.94
SOCIAL SECURITY	79,406.94
720110	264,221.84
EMPLOYEE INSURANCE	264,221.84
720120	136,423.52
RETIREMENT	136,423.52
720140	1,466.74
STATE UNEMPLOYMENT TAX	1,466.74
730100	6,569.58
OFFICE SUPPLIES	6,569.58
730180	9,564.20
CULVERTS	9,564.20
730190	624,484.62
ROAD MATERIALS	624,484.62
730240	138,196.38
FUEL	138,196.38
730250	51,054.66

SHOP SUPPLIES	51,054.66
730260	63,859.09
VEHICLE SUPPLIES	63,859.09
730310	10,305.94
UNIFORMS	10,305.94
740510	983.04
PROFESSIONAL DEVELOPMENT	983.04
740512	291,005.25
PROFESSIONAL SERVICES	291,005.25
740530	2,392.08
MOBILE PHONE AND DATA	2,392.08
740640	26,138.36
CONTRACT SERVICES	26,138.36
740650	24,529.50
SIGN AND SIGNAL MAINTENANCE	24,529.50
740660	11,386.21
EQUIPMENT RENTAL	11,386.21
750400	105,398.56
CAPITAL OUTLAY-FURNITURE FIXTURES AND EQUIPMENT	105,398.56
750600	107,819.30
CAPITAL OUTLAY-VEHICLES	107,819.30
790100	(51.58)
REIMBURSEMENTS CLEARING	(51.58)
9300	1,557,729.82
710100	86,543.12
SALARY/OFFICIAL-DEPARTMENT HEAD	86,543.12
710110	677,819.80
SALARY/REGULAR	677,819.80
710120	-
SALARY/OTHER	-
710130	14,354.13
SALARY/OVERTIME	14,354.13
710140	3,090.85
SALARY/CELL PHONE ALLOWANCE	3,090.85
720100	56,340.22
SOCIAL SECURITY	56,340.22
720110	171,481.18
EMPLOYEE INSURANCE	171,481.18
720120	97,267.00
RETIREMENT	97,267.00
720140	420.37
STATE UNEMPLOYMENT TAX	420.37
730100	2,121.04
OFFICE SUPPLIES	2,121.04
730190	131,942.60
ROAD MATERIALS	131,942.60
730200	17,142.75
CRUSHED CONCRETE/REJECT	17,142.75
730220	748.39
REPLACEMENTS	748.39
730240	47,007.76
FUEL	47,007.76
730250	6,818.47
SHOP SUPPLIES	6,818.47
730260	15,676.54

VEHICLE SUPPLIES	15,676.54
730310	161.76
UNIFORMS	161.76
730350	3,366.71
AGRICULTURE SUPPLIES	3,366.71
730380	22,502.80
AUDIO/VISUAL SUPPLIES	22,502.80
730390	392.40
MEDICAL SUPPLIES	392.40
740140	84,187.82
VEHICLE MAINTENANCE	84,187.82
740430	95,534.90
STRIPING/SEALANT SERVICES	95,534.90
740440	13,362.50
CONCRETE/CURB REPAIR	13,362.50
740504	2,744.09
ONLINE SERVICES	2,744.09
740510	1,376.86
PROFESSIONAL DEVELOPMENT	1,376.86
740512	109,252.03
PROFESSIONAL SERVICES	109,252.03
740530	2,874.79
MOBILE PHONE AND DATA	2,874.79
740540	749.23
TRAVEL EXPENSE	749.23
740580	5,762.55
PRINTING	5,762.55
740620	94.49
ELECTRICITY	94.49
740624	46.54
WATER AND SEWER	46.54
740640	3,591.98
CONTRACT SERVICES	3,591.98
740650	28,729.81
SIGN AND SIGNAL MAINTENANCE	28,729.81
740656	19,015.00
RENT AND LEASES	19,015.00
740660	10,911.07
EQUIPMENT RENTAL	10,911.07
750800	(142,653.65)
MAJOR PROJECTS	(142,653.65)
790100	(33,048.08)
REIMBURSEMENTS CLEARING	(33,048.08)
9400	3,772,698.90
710100	86,543.12
SALARY/OFFICIAL-DEPARTMENT HEAD	86,543.12
710110	1,406,486.44
SALARY/REGULAR	1,406,486.44
710120	-
SALARY/OTHER	-
710130	23,046.27
SALARY/OVERTIME	23,046.27
710140	893.46
SALARY/CELL PHONE ALLOWANCE	893.46
720100	111,754.54

SOCIAL SECURITY	111,754.54
720110	367,248.91
EMPLOYEE INSURANCE	367,248.91
720120	189,050.09
RETIREMENT	189,050.09
720140	1,236.45
STATE UNEMPLOYMENT TAX	1,236.45
730100	7,790.93
OFFICE SUPPLIES	7,790.93
730180	84,262.60
CULVERTS	84,262.60
730190	446,345.96
ROAD MATERIALS	446,345.96
730200	299,707.22
CRUSHED CONCRETE/REJECT	299,707.22
730220	15,079.34
REPLACEMENTS	15,079.34
730240	228,673.29
FUEL	228,673.29
730250	23,115.60
SHOP SUPPLIES	23,115.60
730260	122,814.00
VEHICLE SUPPLIES	122,814.00
730300	-
COMMUNITY AWARENESS SUPPLIES	-
730310	10,654.23
UNIFORMS	10,654.23
730330	24.63
IT SOFTWARE	24.63
730350	52,739.59
AGRICULTURE SUPPLIES	52,739.59
740140	43,924.25
VEHICLE MAINTENANCE	43,924.25
740150	20,072.00
LANDSCAPE MAINTENANCE	20,072.00
740410	3,500.00
TOLLS	3,500.00
740430	37,632.82
STRIPING/SEALANT SERVICES	37,632.82
740440	74,183.42
CONCRETE/CURB REPAIR	74,183.42
740510	2,000.00
PROFESSIONAL DEVELOPMENT	2,000.00
740512	8,556.59
PROFESSIONAL SERVICES	8,556.59
740530	14,978.36
MOBILE PHONE AND DATA	14,978.36
740550	9,638.61
SAFETY PROGRAM	9,638.61
740622	1,178.83
GAS	1,178.83
740640	5,302.16
CONTRACT SERVICES	5,302.16
740650	19,771.29
SIGN AND SIGNAL MAINTENANCE	19,771.29

740660	3,789.32
EQUIPMENT RENTAL	3,789.32
740930	2,610.43
DAMAGE REPAIRS	2,610.43
750400	12,987.00
CAPITAL OUTLAY-FURNITURE FIXTURES AND EQUIPMENT	12,987.00
750600	236,034.50
CAPITAL OUTLAY-VEHICLES	236,034.50
790100	(201,201.00)
REIMBURSEMENTS CLEARING	(201,201.00)
740250	273.65
PENALTY/LATE CHARGE	273.65
9500	904,493.20
710100	69,684.41
SALARY/OFFICIAL-DEPARTMENT HEAD	69,684.41
710110	589,479.43
SALARY/REGULAR	589,479.43
710140	2,834.62
SALARY/CELL PHONE ALLOWANCE	2,834.62
720100	49,592.99
SOCIAL SECURITY	49,592.99
720110	104,605.69
EMPLOYEE INSURANCE	104,605.69
720120	82,090.60
RETIREMENT	82,090.60
720140	229.52
STATE UNEMPLOYMENT TAX	229.52
730100	4,148.89
OFFICE SUPPLIES	4,148.89
740540	281.59
TRAVEL EXPENSE	281.59
740660	1,505.46
EQUIPMENT RENTAL	1,505.46
740680	40.00
MEMBERSHIP/ASSOCIATION DUES	40.00
9107	298,342.79
710110	70,834.37
SALARY/REGULAR	70,834.37
710130	10,156.45
SALARY/OVERTIME	10,156.45
720100	6,182.82
SOCIAL SECURITY	6,182.82
720110	13,459.00
EMPLOYEE INSURANCE	13,459.00
720120	9,342.03
RETIREMENT	9,342.03
720140	192.27
STATE UNEMPLOYMENT TAX	192.27
730100	740.38
OFFICE SUPPLIES	740.38
730250	300.00
SHOP SUPPLIES	300.00
730310	206.55
UNIFORMS	206.55
740150	15,900.00

LANDSCAPE MAINTENANCE	15,900.00
740512	24,062.07
PROFESSIONAL SERVICES	24,062.07
740640	8,297.93
CONTRACT SERVICES	8,297.93
740660	24.00
EQUIPMENT RENTAL	24.00
750300	129,907.06
CAPITAL OUTLAY-BUILDING	129,907.06
750800	8,737.86
MAJOR PROJECTS	8,737.86
9109	181,463.31
710110	106,827.81
SALARY/REGULAR	106,827.81
710130	1,717.68
SALARY/OVERTIME	1,717.68
720100	8,188.42
SOCIAL SECURITY	8,188.42
720110	33,642.34
EMPLOYEE INSURANCE	33,642.34
720120	13,461.64
RETIREMENT	13,461.64
720140	111.77
STATE UNEMPLOYMENT TAX	111.77
730100	64.90
OFFICE SUPPLIES	64.90
730140	77.98
JANITOR SUPPLIES	77.98
730250	295.52
SHOP SUPPLIES	295.52
730310	389.55
UNIFORMS	389.55
730390	120.85
MEDICAL SUPPLIES	120.85
740512	225.00
PROFESSIONAL SERVICES	225.00
740640	16,274.87
CONTRACT SERVICES	16,274.87
740650	64.98
SIGN AND SIGNAL MAINTENANCE	64.98
9407	541,057.47
710110	309,564.80
SALARY/REGULAR	309,564.80
710120	-
SALARY/OTHER	-
710130	5,213.91
SALARY/OVERTIME	5,213.91
720100	23,622.52
SOCIAL SECURITY	23,622.52
720110	96,228.56
EMPLOYEE INSURANCE	96,228.56
720120	39,102.45
RETIREMENT	39,102.45
720140	744.74
STATE UNEMPLOYMENT TAX	744.74

730100	50.00
OFFICE SUPPLIES	50.00
730140	15,208.49
JANITOR SUPPLIES	15,208.49
730190	770.00
ROAD MATERIALS	770.00
730250	6,518.51
SHOP SUPPLIES	6,518.51
730260	3,719.68
VEHICLE SUPPLIES	3,719.68
730310	3,040.30
UNIFORMS	3,040.30
730350	2,621.13
AGRICULTURE SUPPLIES	2,621.13
740140	1,519.50
VEHICLE MAINTENANCE	1,519.50
740150	3,725.00
LANDSCAPE MAINTENANCE	3,725.00
740410	700.00
TOLLS	700.00
740510	80.00
PROFESSIONAL DEVELOPMENT	80.00
740512	2,568.75
PROFESSIONAL SERVICES	2,568.75
740530	2,281.13
MOBILE PHONE AND DATA	2,281.13
740622	4,803.50
GAS	4,803.50
740640	15,624.52
CONTRACT SERVICES	15,624.52
740654	3,349.98
COMMUNITY BUILDING/VOTING BOX	3,349.98
9309	514,472.90
710110	218,041.66
SALARY/REGULAR	218,041.66
710130	10,064.73
SALARY/OVERTIME	10,064.73
710140	1,097.57
SALARY/CELL PHONE ALLOWANCE	1,097.57
720100	17,232.10
SOCIAL SECURITY	17,232.10
720110	55,743.92
EMPLOYEE INSURANCE	55,743.92
720120	28,440.92
RETIREMENT	28,440.92
720140	176.22
STATE UNEMPLOYMENT TAX	176.22
730100	125.54
OFFICE SUPPLIES	125.54
730250	932.01
SHOP SUPPLIES	932.01
730260	369.12
VEHICLE SUPPLIES	369.12
730310	2,214.52
UNIFORMS	2,214.52

730390	738.45
MEDICAL SUPPLIES	738.45
740420	2,337.92
COURIER SERVICE	2,337.92
740510	-
PROFESSIONAL DEVELOPMENT	-
740512	61,331.40
PROFESSIONAL SERVICES	61,331.40
740640	114,149.88
CONTRACT SERVICES	114,149.88
740660	1,400.00
EQUIPMENT RENTAL	1,400.00
740680	76.94
MEMBERSHIP/ASSOCIATION DUES	76.94
9307	223,947.27
710110	124,452.19
SALARY/REGULAR	124,452.19
710130	1,231.85
SALARY/OVERTIME	1,231.85
720100	9,438.70
SOCIAL SECURITY	9,438.70
720110	34,282.28
EMPLOYEE INSURANCE	34,282.28
720120	15,583.77
RETIREMENT	15,583.77
720140	373.80
STATE UNEMPLOYMENT TAX	373.80
730100	5,692.57
OFFICE SUPPLIES	5,692.57
740512	28,000.83
PROFESSIONAL SERVICES	28,000.83
740624	748.00
WATER AND SEWER	748.00
740640	1,214.72
CONTRACT SERVICES	1,214.72
740660	2,822.66
EQUIPMENT RENTAL	2,822.66
740970	105.90
FREIGHT AND HANDLING	105.90
9408	180,187.82
710110	108,052.18
SALARY/REGULAR	108,052.18
710130	364.66
SALARY/OVERTIME	364.66
720100	8,152.36
SOCIAL SECURITY	8,152.36
720110	26,915.42
EMPLOYEE INSURANCE	26,915.42
720120	13,448.25
RETIREMENT	13,448.25
720140	42.00
STATE UNEMPLOYMENT TAX	42.00
730100	176.34
OFFICE SUPPLIES	176.34
730300	586.39

COMMUNITY AWARENESS SUPPLIES	586.39
730330	8.75
IT SOFTWARE	8.75
740512	272.99
PROFESSIONAL SERVICES	272.99
740620	11,335.57
ELECTRICITY	11,335.57
740624	6,379.78
WATER AND SEWER	6,379.78
740640	3,568.95
CONTRACT SERVICES	3,568.95
740660	364.26
EQUIPMENT RENTAL	364.26
730101	519.92
FOOD SUPPLIES	519.92
9207	141,608.00
710110	66,141.45
SALARY/REGULAR	66,141.45
720100	4,837.55
SOCIAL SECURITY	4,837.55
720110	23,332.80
EMPLOYEE INSURANCE	23,332.80
720120	8,194.37
RETIREMENT	8,194.37
720140	25.66
STATE UNEMPLOYMENT TAX	25.66
730220	8,267.83
REPLACEMENTS	8,267.83
740512	30,000.00
PROFESSIONAL SERVICES	30,000.00
740640	808.34
CONTRACT SERVICES	808.34
9308	81,045.18
710110	52,667.25
SALARY/REGULAR	52,667.25
710140	223.37
SALARY/CELL PHONE ALLOWANCE	223.37
720100	3,945.17
SOCIAL SECURITY	3,945.17
720110	6,729.50
EMPLOYEE INSURANCE	6,729.50
720120	6,561.02
RETIREMENT	6,561.02
720140	234.81
STATE UNEMPLOYMENT TAX	234.81
730100	737.00
OFFICE SUPPLIES	737.00
730220	656.66
REPLACEMENTS	656.66
730390	146.00
MEDICAL SUPPLIES	146.00
740512	3,110.00
PROFESSIONAL SERVICES	3,110.00
740622	3,471.09
GAS	3,471.09

740640	858.00
CONTRACT SERVICES	858.00
740660	1,705.31
EQUIPMENT RENTAL	1,705.31
9208	107,131.00
710110	53,993.36
SALARY/REGULAR	53,993.36
720100	3,788.50
SOCIAL SECURITY	3,788.50
720110	17,044.20
EMPLOYEE INSURANCE	17,044.20
720120	6,706.34
RETIREMENT	6,706.34
720140	25.56
STATE UNEMPLOYMENT TAX	25.56
740620	18,137.60
ELECTRICITY	18,137.60
740624	6,535.44
WATER AND SEWER	6,535.44
740640	900.00
CONTRACT SERVICES	900.00
9108	123,467.41
710110	53,909.09
SALARY/REGULAR	53,909.09
720100	4,106.83
SOCIAL SECURITY	4,106.83
720110	13,453.84
EMPLOYEE INSURANCE	13,453.84
720120	6,686.28
RETIREMENT	6,686.28
720140	67.35
STATE UNEMPLOYMENT TAX	67.35
730100	426.55
OFFICE SUPPLIES	426.55
730250	625.42
SHOP SUPPLIES	625.42
740150	8,000.00
LANDSCAPE MAINTENANCE	8,000.00
740512	95.00
PROFESSIONAL SERVICES	95.00
740620	18,605.52
ELECTRICITY	18,605.52
740624	3,041.56
WATER AND SEWER	3,041.56
740640	7,736.46
CONTRACT SERVICES	7,736.46
740654	563.03
COMMUNITY BUILDING/VOTING BOX	563.03
750400	6,150.48
CAPITAL OUTLAY-FURNITURE FIXTURES AND EQUIPMENT	6,150.48
740260	-
INTEREST ON CREDIT CARDS	-
9409	29,025.14
740150	13,660.00
LANDSCAPE MAINTENANCE	13,660.00

740640	15,365.14
CONTRACT SERVICES	15,365.14
9600	628,815.91
710100	63,711.18
SALARY/OFFICIAL-DEPARTMENT HEAD	63,711.18
710110	372,240.53
SALARY/REGULAR	372,240.53
710120	-
SALARY/OTHER	-
710130	3,216.83
SALARY/OVERTIME	3,216.83
710140	3,120.73
SALARY/CELL PHONE ALLOWANCE	3,120.73
720100	32,835.49
SOCIAL SECURITY	32,835.49
720110	98,333.94
EMPLOYEE INSURANCE	98,333.94
720120	55,097.52
RETIREMENT	55,097.52
720140	259.69
STATE UNEMPLOYMENT TAX	259.69
9209	5,117.23
710110	3,814.39
SALARY/REGULAR	3,814.39
720100	283.90
SOCIAL SECURITY	283.90
720110	524.05
EMPLOYEE INSURANCE	524.05
720120	478.32
RETIREMENT	478.32
720140	16.57
STATE UNEMPLOYMENT TAX	16.57
201	326.79
WORTHLESS CHECK	326.79
2800	326.79
710110	76.18
SALARY/REGULAR	76.18
720100	5.44
SOCIAL SECURITY	5.44
720110	235.82
EMPLOYEE INSURANCE	235.82
720120	9.35
RETIREMENT	9.35
202	302,967.60
FORFEITURES	302,967.60
5100	49,698.76
710150	735.14
SALARY/SPECIAL PAY	735.14
720100	55.01
SOCIAL SECURITY	55.01
720110	251.14
EMPLOYEE INSURANCE	251.14
720120	91.13
RETIREMENT	91.13
720140	1.16

STATE UNEMPLOYMENT TAX	1.16
730100	1,086.00
OFFICE SUPPLIES	1,086.00
730270	21,199.50
LAW ENFORCEMENT SPECIFIC SUPPLIES	21,199.50
730300	5,000.00
COMMUNITY AWARENESS SUPPLIES	5,000.00
730330	1,250.00
IT SOFTWARE	1,250.00
740220	79.00
LEGAL/LITIGATION COSTS	79.00
740510	10,932.31
PROFESSIONAL DEVELOPMENT	10,932.31
740530	303.92
MOBILE PHONE AND DATA	303.92
740540	1,641.69
TRAVEL EXPENSE	1,641.69
740570	2,000.00
ADVERTISING	2,000.00
740680	3,700.00
MEMBERSHIP/ASSOCIATION DUES	3,700.00
730101	1,242.76
FOOD SUPPLIES	1,242.76
740450	130.00
SERVICE/CITATIONS	130.00
6000	87,064.33
730100	979.69
OFFICE SUPPLIES	979.69
730270	20,988.00
LAW ENFORCEMENT SPECIFIC SUPPLIES	20,988.00
730310	1,505.34
UNIFORMS	1,505.34
740140	7,884.00
VEHICLE MAINTENANCE	7,884.00
740510	3,261.96
PROFESSIONAL DEVELOPMENT	3,261.96
740512	15,225.00
PROFESSIONAL SERVICES	15,225.00
740540	10,599.46
TRAVEL EXPENSE	10,599.46
740640	5,686.00
CONTRACT SERVICES	5,686.00
740680	5,000.00
MEMBERSHIP/ASSOCIATION DUES	5,000.00
740750	15,071.85
REMODEL	15,071.85
730101	863.03
FOOD SUPPLIES	863.03
6200	67,270.13
730270	63,270.13
LAW ENFORCEMENT SPECIFIC SUPPLIES	63,270.13
730340	4,000.00
BUY MONEY SUPPLY	4,000.00
7100	600.00
740680	600.00

MEMBERSHIP/ASSOCIATION DUES	600.00
7200	14,797.60
730260	2,982.35
VEHICLE SUPPLIES	2,982.35
730270	10,527.00
LAW ENFORCEMENT SPECIFIC SUPPLIES	10,527.00
730360	1,288.25
ARMORY EXPENSE	1,288.25
7300	781.43
730260	8.25
VEHICLE SUPPLIES	8.25
740640	773.18
CONTRACT SERVICES	773.18
7400	50,073.81
730260	18,500.00
VEHICLE SUPPLIES	18,500.00
730270	13,055.31
LAW ENFORCEMENT SPECIFIC SUPPLIES	13,055.31
730280	10,500.00
CANINE EXPENSES	10,500.00
740140	4,948.50
VEHICLE MAINTENANCE	4,948.50
740510	70.00
PROFESSIONAL DEVELOPMENT	70.00
730360	3,000.00
ARMORY EXPENSE	3,000.00
7500	32,681.54
730260	27,152.54
VEHICLE SUPPLIES	27,152.54
730270	3,479.00
LAW ENFORCEMENT SPECIFIC SUPPLIES	3,479.00
730280	1,500.00
CANINE EXPENSES	1,500.00
740660	550.00
EQUIPMENT RENTAL	550.00
203	1,092,094.69
JAIL COMMISSARY	1,092,094.69
6602	1,092,094.69
710110	86,015.88
SALARY/REGULAR	86,015.88
710150	183.00
SALARY/SPECIAL PAY	183.00
720100	6,467.62
SOCIAL SECURITY	6,467.62
720110	24,816.64
EMPLOYEE INSURANCE	24,816.64
720120	10,702.13
RETIREMENT	10,702.13
720140	36.00
STATE UNEMPLOYMENT TAX	36.00
730120	1,753.97
BOOK SUPPLEMENTS	1,753.97
730140	36,637.17
JANITOR SUPPLIES	36,637.17
730150	140,841.00

INMATE SUPPLIES	140,841.00
730220	44,198.89
REPLACEMENTS	44,198.89
730330	57,600.00
IT SOFTWARE	57,600.00
730370	18,175.50
PERIODICALS	18,175.50
740110	1,620.00
IT SOFTWARE MAINTENANCE	1,620.00
740504	11,153.88
ONLINE SERVICES	11,153.88
740512	638,155.47
PROFESSIONAL SERVICES	638,155.47
740640	13,737.54
CONTRACT SERVICES	13,737.54
204	154,458.13
LAW LIBRARY	154,458.13
3260	145,077.29
710110	67,597.54
SALARY/REGULAR	67,597.54
720100	4,998.63
SOCIAL SECURITY	4,998.63
720110	13,459.00
EMPLOYEE INSURANCE	13,459.00
720120	8,384.72
RETIREMENT	8,384.72
720140	22.79
STATE UNEMPLOYMENT TAX	22.79
730100	534.03
OFFICE SUPPLIES	534.03
740580	227.45
PRINTING	227.45
740660	4,776.96
EQUIPMENT RENTAL	4,776.96
750700	45,076.17
CAPITAL OUTLAY-BOOKS	45,076.17
8100	9,380.84
730120	3,661.84
BOOK SUPPLEMENTS	3,661.84
740504	5,719.00
ONLINE SERVICES	5,719.00
205	11,630.06
PRE-TRIAL DIVERSION	11,630.06
5100	6,322.52
710110	3,380.48
SALARY/REGULAR	3,380.48
720100	258.61
SOCIAL SECURITY	258.61
720110	12.03
EMPLOYEE INSURANCE	12.03
720120	417.59
RETIREMENT	417.59
720140	29.13
STATE UNEMPLOYMENT TAX	29.13
740660	2,224.68

EQUIPMENT RENTAL	2,224.68
5103	5,307.54
710110	4,425.90
SALARY/REGULAR	4,425.90
720100	338.58
SOCIAL SECURITY	338.58
720120	543.06
RETIREMENT	543.06
206	549,080.69
COUNTY CLERK RECORDS MGMT & PRESERVATION	549,080.69
1206	2,646.99
730100	2,646.99
OFFICE SUPPLIES	2,646.99
2300	392,855.15
720100	64.36
SOCIAL SECURITY	64.36
720110	2,096.20
EMPLOYEE INSURANCE	2,096.20
720120	106.51
RETIREMENT	106.51
720140	1.19
STATE UNEMPLOYMENT TAX	1.19
730100	1,133.53
OFFICE SUPPLIES	1,133.53
740110	99,949.98
IT SOFTWARE MAINTENANCE	99,949.98
740504	285.00
ONLINE SERVICES	285.00
740510	325.00
PROFESSIONAL DEVELOPMENT	325.00
740512	24,993.37
PROFESSIONAL SERVICES	24,993.37
740530	455.88
MOBILE PHONE AND DATA	455.88
740540	1,050.48
TRAVEL EXPENSE	1,050.48
740656	6,615.63
RENT AND LEASES	6,615.63
740680	50.00
MEMBERSHIP/ASSOCIATION DUES	50.00
750300	255,728.02
CAPITAL OUTLAY-BUILDING	255,728.02
2303	153,578.55
710110	107,303.29
SALARY/REGULAR	107,303.29
720100	8,029.84
SOCIAL SECURITY	8,029.84
720110	24,821.80
EMPLOYEE INSURANCE	24,821.80
720120	13,310.09
RETIREMENT	13,310.09
720140	113.53
STATE UNEMPLOYMENT TAX	113.53
207	311,990.41
COUNTY RECORDS MANAGEMENT	311,990.41

6404	311,990.41
710110	206,976.23
SALARY/REGULAR	206,976.23
710130	675.86
SALARY/OVERTIME	675.86
710150	120.00
SALARY/SPECIAL PAY	120.00
720100	15,241.15
SOCIAL SECURITY	15,241.15
720110	63,408.76
EMPLOYEE INSURANCE	63,408.76
720120	25,493.70
RETIREMENT	25,493.70
720140	74.71
STATE UNEMPLOYMENT TAX	74.71
208	1,247.96
DISTRICT CLERK RECORDS MGMT & PRESERVATION	1,247.96
2700	1,247.96
730100	69.96
OFFICE SUPPLIES	69.96
740640	1,178.00
CONTRACT SERVICES	1,178.00
211	15,537.51
COUNTY AND DISTRICT COURT TECHNOLOGY	15,537.51
8107	15,537.51
730100	10,372.07
OFFICE SUPPLIES	10,372.07
730380	3,673.92
AUDIO/VISUAL SUPPLIES	3,673.92
740530	1,476.32
MOBILE PHONE AND DATA	1,476.32
740640	15.20
CONTRACT SERVICES	15.20
212	77,896.49
COURT GUARDIANSHIP	77,896.49
8105	77,896.49
740290	3,998.84
OTHER LITIGATION-APPOINTED ATTORNEY	3,998.84
740310	73,660.35
APPOINTED ATTORNEY-CIVIL	73,660.35
740540	237.30
TRAVEL EXPENSE	237.30
213	26,024.92
COURT REPORTER SERVICE	26,024.92
8106	26,024.92
730100	1,643.81
OFFICE SUPPLIES	1,643.81
740484	405.33
COURT REPORTER TRANSCRIPT	405.33
740510	699.00
PROFESSIONAL DEVELOPMENT	699.00
740512	21,732.30
PROFESSIONAL SERVICES	21,732.30
740540	494.76
TRAVEL EXPENSE	494.76

740640	1,049.72
CONTRACT SERVICES	1,049.72
214	398,179.25
COURTHOUSE SECURITY - COUNTY/DISTRICT COURT	398,179.25
6101	398,179.25
710110	163,937.99
SALARY/REGULAR	163,937.99
710130	621.62
SALARY/OVERTIME	621.62
720100	12,085.83
SOCIAL SECURITY	12,085.83
720110	30,918.95
EMPLOYEE INSURANCE	30,918.95
720120	20,191.49
RETIREMENT	20,191.49
740512	163,634.20
PROFESSIONAL SERVICES	163,634.20
740530	6,789.17
MOBILE PHONE AND DATA	6,789.17
215	39,896.32
COURTHOUSE SECURITY - JP	39,896.32
8590	39,896.32
710110	29,354.64
SALARY/REGULAR	29,354.64
720100	2,244.60
SOCIAL SECURITY	2,244.60
720110	4,638.90
EMPLOYEE INSURANCE	4,638.90
720120	3,647.28
RETIREMENT	3,647.28
720140	10.90
STATE UNEMPLOYMENT TAX	10.90
216	53,458.00
JUSTICE COURT TECHNOLOGY	53,458.00
8591	53,458.00
730100	36,026.48
OFFICE SUPPLIES	36,026.48
730320	5,027.62
IT HARDWARE	5,027.62
740510	6,725.00
PROFESSIONAL DEVELOPMENT	6,725.00
740512	409.20
PROFESSIONAL SERVICES	409.20
740530	1,475.09
MOBILE PHONE AND DATA	1,475.09
740540	2,378.50
TRAVEL EXPENSE	2,378.50
740640	1,416.11
CONTRACT SERVICES	1,416.11
217	153,148.64
JUVENILE CASE MANAGER	153,148.64
8592	153,148.64
710110	99,613.67
SALARY/REGULAR	99,613.67
710130	79.35

SALARY/OVERTIME	79.35
720100	7,401.49
SOCIAL SECURITY	7,401.49
720110	33,639.76
EMPLOYEE INSURANCE	33,639.76
720120	12,367.70
RETIREMENT	12,367.70
720140	46.67
STATE UNEMPLOYMENT TAX	46.67
218	2,399.80
CC VITAL RECORDS PRESERVATION	2,399.80
2300	2,399.80
730100	2,360.75
OFFICE SUPPLIES	2,360.75
740512	39.05
PROFESSIONAL SERVICES	39.05
219	424,793.53
CONTRACT ELECTION SERVICE	424,793.53
2502	84,284.53
710120	69,800.03
SALARY/OTHER	69,800.03
730100	333.29
OFFICE SUPPLIES	333.29
730140	115.38
JANITOR SUPPLIES	115.38
740440	1,675.00
CONCRETE/CURB REPAIR	1,675.00
740680	200.00
MEMBERSHIP/ASSOCIATION DUES	200.00
730101	12,160.83
FOOD SUPPLIES	12,160.83
2503	340,509.00
710110	140,789.49
SALARY/REGULAR	140,789.49
710130	16,306.12
SALARY/OVERTIME	16,306.12
720100	11,704.64
SOCIAL SECURITY	11,704.64
720110	51,731.76
EMPLOYEE INSURANCE	51,731.76
720120	19,177.59
RETIREMENT	19,177.59
720140	(300.09)
STATE UNEMPLOYMENT TAX	(300.09)
730100	12,436.88
OFFICE SUPPLIES	12,436.88
730110	36.40
POSTAGE	36.40
740512	85,407.15
PROFESSIONAL SERVICES	85,407.15
740530	2,154.06
MOBILE PHONE AND DATA	2,154.06
740654	600.00
COMMUNITY BUILDING/VOTING BOX	600.00
740660	420.00

EQUIPMENT RENTAL	420.00
740680	45.00
MEMBERSHIP/ASSOCIATION DUES	45.00
220	26,713,659.96
GRANTS	26,713,659.96
2600	284,510.00
730320	29,480.00
IT HARDWARE	29,480.00
740628	255,030.00
TELEPHONE-FIBER OPTIC-RESTRICTED	255,030.00
2800	7,892,721.30
740512	7,826,272.09
PROFESSIONAL SERVICES	7,826,272.09
740530	3,632.16
MOBILE PHONE AND DATA	3,632.16
750300	63,567.05
CAPITAL OUTLAY-BUILDING	63,567.05
790100	(750.00)
REIMBURSEMENTS CLEARING	(750.00)
3200	744,060.11
740640	744,060.11
CONTRACT SERVICES	744,060.11
3210	83,881.36
740220	83,881.36
LEGAL/LITIGATION COSTS	83,881.36
4100	72,403.38
730100	10,804.48
OFFICE SUPPLIES	10,804.48
730390	45,963.90
MEDICAL SUPPLIES	45,963.90
750600	15,635.00
CAPITAL OUTLAY-VEHICLES	15,635.00
4300	2,719,933.36
710110	194,930.09
SALARY/REGULAR	194,930.09
710130	-
SALARY/OVERTIME	-
720100	14,433.99
SOCIAL SECURITY	14,433.99
720110	36,887.76
EMPLOYEE INSURANCE	36,887.76
720120	24,165.55
RETIREMENT	24,165.55
720140	626.97
STATE UNEMPLOYMENT TAX	626.97
730100	3,120.25
OFFICE SUPPLIES	3,120.25
730110	86.37
POSTAGE	86.37
730310	221.94
UNIFORMS	221.94
730320	411.00
IT HARDWARE	411.00
740510	100.00
PROFESSIONAL DEVELOPMENT	100.00

740512	449,405.54
PROFESSIONAL SERVICES	449,405.54
740530	1,606.03
MOBILE PHONE AND DATA	1,606.03
740540	4,773.04
TRAVEL EXPENSE	4,773.04
740570	1,724.60
ADVERTISING	1,724.60
740640	1,965,092.28
CONTRACT SERVICES	1,965,092.28
740656	3,824.16
RENT AND LEASES	3,824.16
740660	551.79
EQUIPMENT RENTAL	551.79
740750	17,574.00
REMODEL	17,574.00
740820	198.00
DEMOLITION	198.00
750800	200.00
MAJOR PROJECTS	200.00
5000	44,586.35
750800	44,586.35
MAJOR PROJECTS	44,586.35
5100	176,437.02
710110	80,085.97
SALARY/REGULAR	80,085.97
710130	36,948.25
SALARY/OVERTIME	36,948.25
710150	17,017.65
SALARY/SPECIAL PAY	17,017.65
720100	10,051.69
SOCIAL SECURITY	10,051.69
720110	12,818.76
EMPLOYEE INSURANCE	12,818.76
720120	16,666.29
RETIREMENT	16,666.29
720130	1,318.94
WORKERS COMPENSATION	1,318.94
720140	179.47
STATE UNEMPLOYMENT TAX	179.47
740640	1,350.00
CONTRACT SERVICES	1,350.00
5200	11,453,935.55
710110	62,348.15
SALARY/REGULAR	62,348.15
710130	23,344.10
SALARY/OVERTIME	23,344.10
720100	6,254.22
SOCIAL SECURITY	6,254.22
720110	17,207.11
EMPLOYEE INSURANCE	17,207.11
720120	10,643.40
RETIREMENT	10,643.40
720130	376.53
WORKERS COMPENSATION	376.53

720140	(68.91)
STATE UNEMPLOYMENT TAX	(68.91)
730100	20,222.27
OFFICE SUPPLIES	20,222.27
730250	158.40
SHOP SUPPLIES	158.40
730270	137,148.15
LAW ENFORCEMENT SPECIFIC SUPPLIES	137,148.15
730300	1,405.20
COMMUNITY AWARENESS SUPPLIES	1,405.20
730330	57,264.00
IT SOFTWARE	57,264.00
730390	133,598.87
MEDICAL SUPPLIES	133,598.87
740512	712,979.82
PROFESSIONAL SERVICES	712,979.82
740530	6,764.45
MOBILE PHONE AND DATA	6,764.45
740540	302.59
TRAVEL EXPENSE	302.59
740640	3,433,567.78
CONTRACT SERVICES	3,433,567.78
740656	89,830.34
RENT AND LEASES	89,830.34
740660	16,476.20
EQUIPMENT RENTAL	16,476.20
740710	32,678.25
ADMINISTRATIVE CHARGES	32,678.25
740820	308,663.01
DEMOLITION	308,663.01
740970	775.51
FREIGHT AND HANDLING	775.51
750300	5,840,741.31
CAPITAL OUTLAY-BUILDING	5,840,741.31
750400	461,214.80
CAPITAL OUTLAY-FURNITURE FIXTURES AND EQUIPMENT	461,214.80
750600	79,940.00
CAPITAL OUTLAY-VEHICLES	79,940.00
790900	100.00
CARRYOVER FROM PREVIOUS YEAR	100.00
5400	798,380.92
710110	384,882.66
SALARY/REGULAR	384,882.66
710130	8,129.78
SALARY/OVERTIME	8,129.78
720100	29,125.18
SOCIAL SECURITY	29,125.18
720110	109,807.49
EMPLOYEE INSURANCE	109,807.49
720120	48,732.24
RETIREMENT	48,732.24
720140	24.49
STATE UNEMPLOYMENT TAX	24.49
730100	10,987.84
OFFICE SUPPLIES	10,987.84

730240	2,599.30
FUEL	2,599.30
730260	51.85
VEHICLE SUPPLIES	51.85
730390	4,259.19
MEDICAL SUPPLIES	4,259.19
740510	3,950.80
PROFESSIONAL DEVELOPMENT	3,950.80
740512	20,810.00
PROFESSIONAL SERVICES	20,810.00
740516	18,659.50
PROFESSIONAL SERVICES-URINALYSIS	18,659.50
740518	6,825.00
PROFESSIONAL SERVICES-POLYGRAPH	6,825.00
740530	3,271.08
MOBILE PHONE AND DATA	3,271.08
740540	4,754.76
TRAVEL EXPENSE	4,754.76
740790	6,089.00
ELECTRONIC MONITORING	6,089.00
740800	22,338.97
PURCHASED RESIDENTIAL SERVICE-INTERNAL CONT	22,338.97
740810	113,081.79
PURCHASED RESIDENTIAL SERVICE-EXTERNAL CONT	113,081.79
5401	170,611.38
730310	2,100.20
UNIFORMS	2,100.20
740512	93,507.37
PROFESSIONAL SERVICES	93,507.37
740694	30,613.81
FOOD SERVICE	30,613.81
790900	44,390.00
CARRYOVER FROM PREVIOUS YEAR	44,390.00
6000	7,087.94
710130	5,904.30
SALARY/OVERTIME	5,904.30
720100	443.27
SOCIAL SECURITY	443.27
720120	740.37
RETIREMENT	740.37
720140	-
STATE UNEMPLOYMENT TAX	-
6200	35,443.03
710110	23,187.91
SALARY/REGULAR	23,187.91
710130	153.06
SALARY/OVERTIME	153.06
720100	1,754.24
SOCIAL SECURITY	1,754.24
720110	6,020.01
EMPLOYEE INSURANCE	6,020.01
720120	2,891.06
RETIREMENT	2,891.06
720130	57.83
WORKERS COMPENSATION	57.83

720140	9.87
STATE UNEMPLOYMENT TAX	9.87
730100	1,369.05
OFFICE SUPPLIES	1,369.05
6202	47,700.78
710110	266.19
SALARY/REGULAR	266.19
710130	28,979.69
SALARY/OVERTIME	28,979.69
720100	2,155.49
SOCIAL SECURITY	2,155.49
720110	(139.25)
EMPLOYEE INSURANCE	(139.25)
720120	3,645.80
RETIREMENT	3,645.80
730100	1,050.48
OFFICE SUPPLIES	1,050.48
730270	455.88
LAW ENFORCEMENT SPECIFIC SUPPLIES	455.88
740530	-
MOBILE PHONE AND DATA	-
740540	382.50
TRAVEL EXPENSE	382.50
740656	2,300.00
RENT AND LEASES	2,300.00
740660	8,604.00
EQUIPMENT RENTAL	8,604.00
6300	38,267.36
710110	-
SALARY/REGULAR	-
710130	29,738.40
SALARY/OVERTIME	29,738.40
720100	2,250.64
SOCIAL SECURITY	2,250.64
720120	3,696.76
RETIREMENT	3,696.76
720130	544.18
WORKERS COMPENSATION	544.18
720140	-
STATE UNEMPLOYMENT TAX	-
730100	502.20
OFFICE SUPPLIES	502.20
730380	1,535.18
AUDIO/VISUAL SUPPLIES	1,535.18
6302	313,565.48
710110	130,634.33
SALARY/REGULAR	130,634.33
720100	9,843.30
SOCIAL SECURITY	9,843.30
720110	20,679.01
EMPLOYEE INSURANCE	20,679.01
720120	16,337.83
RETIREMENT	16,337.83
720130	2,183.79
WORKERS COMPENSATION	2,183.79

720140	2.06
STATE UNEMPLOYMENT TAX	2.06
730100	1,112.45
OFFICE SUPPLIES	1,112.45
730270	3,612.00
LAW ENFORCEMENT SPECIFIC SUPPLIES	3,612.00
740140	17,403.99
VEHICLE MAINTENANCE	17,403.99
740530	2,538.22
MOBILE PHONE AND DATA	2,538.22
740540	2,674.04
TRAVEL EXPENSE	2,674.04
740620	2,876.03
ELECTRICITY	2,876.03
740624	285.00
WATER AND SEWER	285.00
740640	101,313.43
CONTRACT SERVICES	101,313.43
740660	2,070.00
EQUIPMENT RENTAL	2,070.00
6401	33,217.00
730380	33,217.00
AUDIO/VISUAL SUPPLIES	33,217.00
6500	44,348.06
710110	29,918.72
SALARY/REGULAR	29,918.72
710130	464.35
SALARY/OVERTIME	464.35
720100	2,309.19
SOCIAL SECURITY	2,309.19
720110	6,726.92
EMPLOYEE INSURANCE	6,726.92
720120	3,769.30
RETIREMENT	3,769.30
720130	0.58
WORKERS COMPENSATION	0.58
720140	9.00
STATE UNEMPLOYMENT TAX	9.00
740512	1,150.00
PROFESSIONAL SERVICES	1,150.00
6601	243,842.65
740750	243,842.65
REMODEL	243,842.65
7100	900,969.60
710110	250,994.63
SALARY/REGULAR	250,994.63
710130	21,994.08
SALARY/OVERTIME	21,994.08
710140	36.92
SALARY/CELL PHONE ALLOWANCE	36.92
720100	20,319.42
SOCIAL SECURITY	20,319.42
720110	43,220.90
EMPLOYEE INSURANCE	43,220.90
720120	33,873.43

RETIREMENT	33,873.43
720140	535.37
STATE UNEMPLOYMENT TAX	535.37
730270	38,973.75
LAW ENFORCEMENT SPECIFIC SUPPLIES	38,973.75
730310	105.00
UNIFORMS	105.00
730320	2,500.00
IT HARDWARE	2,500.00
750400	211,511.70
CAPITAL OUTLAY-FURNITURE FIXTURES AND EQUIPMENT	211,511.70
750600	276,904.40
CAPITAL OUTLAY-VEHICLES	276,904.40
7200	14,327.50
710130	12,814.21
SALARY/OVERTIME	12,814.21
720100	566.70
SOCIAL SECURITY	566.70
720120	946.59
RETIREMENT	946.59
7300	1,438.06
710130	1,070.97
SALARY/OVERTIME	1,070.97
720100	84.74
SOCIAL SECURITY	84.74
720110	150.94
EMPLOYEE INSURANCE	150.94
720120	131.41
RETIREMENT	131.41
7500	1,696.23
730270	1,652.23
LAW ENFORCEMENT SPECIFIC SUPPLIES	1,652.23
740510	44.00
PROFESSIONAL DEVELOPMENT	44.00
8340	90,360.54
710110	29,009.21
SALARY/REGULAR	29,009.21
720100	2,029.82
SOCIAL SECURITY	2,029.82
720110	6,729.50
EMPLOYEE INSURANCE	6,729.50
720120	3,598.27
RETIREMENT	3,598.27
720140	9.00
STATE UNEMPLOYMENT TAX	9.00
730100	1,756.77
OFFICE SUPPLIES	1,756.77
740512	42,671.05
PROFESSIONAL SERVICES	42,671.05
740516	2,932.00
PROFESSIONAL SERVICES-URINALYSIS	2,932.00
740540	1,624.92
TRAVEL EXPENSE	1,624.92
9400	499,935.00
750800	499,935.00

MAJOR PROJECTS	499,935.00
221	28,243.72
HAVA	28,243.72
2500	28,243.72
740660	575.11
EQUIPMENT RENTAL	575.11
750400	27,668.61
CAPITAL OUTLAY-FURNITURE FIXTURES AND EQUIPMENT	27,668.61
300	32,404,876.24
DEBT SERVICE	32,404,876.24
3290	32,404,876.24
780100	20,970,000.00
PRINCIPAL RETIREMENT	20,970,000.00
780200	11,340,134.26
INTEREST AND FISCAL CHARGES	11,340,134.26
780400	94,741.98
ISSUANCE COSTS	94,741.98
340	(7,940,898.87)
GASB 34 CONVERSION	(7,940,898.87)
1340	(7,940,898.87)
740750	(2,732.22)
REMODEL	(2,732.22)
750200	(1,027,220.41)
CAPITAL OUTLAY-LAND	(1,027,220.41)
750300	(233,672.68)
CAPITAL OUTLAY-BUILDING	(233,672.68)
750400	(481,865.97)
CAPITAL OUTLAY-FURNITURE FIXTURES AND EQUIPMENT	(481,865.97)
750600	(1,092,109.78)
CAPITAL OUTLAY-VEHICLES	(1,092,109.78)
750700	(67,852.98)
CAPITAL OUTLAY-BOOKS	(67,852.98)
750800	(5,035,444.83)
MAJOR PROJECTS	(5,035,444.83)
400	11,096,988.98
LOCAL CAPITAL PROJECTS	11,096,988.98
1400	10,453,821.39
730100	174,906.23
OFFICE SUPPLIES	174,906.23
740110	112,459.38
IT SOFTWARE MAINTENANCE	112,459.38
740512	1,081,041.52
PROFESSIONAL SERVICES	1,081,041.52
740656	84,394.72
RENT AND LEASES	84,394.72
740660	65,160.00
EQUIPMENT RENTAL	65,160.00
740662	2,026,442.00
LEASE TO PURCHASE	2,026,442.00
750400	316,668.58
CAPITAL OUTLAY-FURNITURE FIXTURES AND EQUIPMENT	316,668.58
750500	291,000.00
CAPITAL OUTLAY-INTANGIBLES	291,000.00
750600	401,219.40
CAPITAL OUTLAY-VEHICLES	401,219.40

750700	115,182.44
CAPITAL OUTLAY-BOOKS	115,182.44
750800	5,785,347.12
MAJOR PROJECTS	5,785,347.12
2600	98,902.68
750800	98,902.68
MAJOR PROJECTS	98,902.68
4500	44,710.92
750700	44,710.92
CAPITAL OUTLAY-BOOKS	44,710.92
9100	307,556.11
750800	307,556.11
MAJOR PROJECTS	307,556.11
9300	150,522.73
750800	150,522.73
MAJOR PROJECTS	150,522.73
9400	41,475.15
750800	41,475.15
MAJOR PROJECTS	41,475.15
403	385,640.43
C/P PASS THRU TOLL PROJECTS	385,640.43
1903	385,640.43
750800	385,640.43
MAJOR PROJECTS	385,640.43
404	21,865.93
C/P ROAD BONDS 2016	21,865.93
1903	14,068.35
750800	14,068.35
MAJOR PROJECTS	14,068.35
9400	7,797.58
740512	7,797.58
PROFESSIONAL SERVICES	7,797.58
405	262,861.52
C/P ROAD BONDS 2016A	262,861.52
1903	260,217.88
750800	260,217.88
MAJOR PROJECTS	260,217.88
9100	410.64
740512	410.64
PROFESSIONAL SERVICES	410.64
9400	2,233.00
740730	2,233.00
ACQUISITION COSTS	2,233.00
406	4,669,627.12
C/P ROAD BONDS 2018	4,669,627.12
1903	471,188.14
750800	471,188.14
MAJOR PROJECTS	471,188.14
9100	646,167.53
740512	646,167.53
PROFESSIONAL SERVICES	646,167.53
9200	22,065.00
740512	22,065.00
PROFESSIONAL SERVICES	22,065.00
9300	1,156,904.70

750800	1,156,904.70
MAJOR PROJECTS	1,156,904.70
9400	2,373,301.75
730190	1,119,415.57
ROAD MATERIALS	1,119,415.57
740512	49,219.80
PROFESSIONAL SERVICES	49,219.80
750200	1,148,983.73
CAPITAL OUTLAY-LAND	1,148,983.73
750800	50,122.65
MAJOR PROJECTS	50,122.65
790900	(100.00)
CARRYOVER FROM PREVIOUS YEAR	(100.00)
740730	5,660.00
ACQUISITION COSTS	5,660.00
407	4,793,158.31
C/P ROAD BONDS 2018B	4,793,158.31
1903	177,388.15
750800	177,388.15
MAJOR PROJECTS	177,388.15
9100	211,167.51
740512	992,899.88
PROFESSIONAL SERVICES	992,899.88
750200	6,642.00
CAPITAL OUTLAY-LAND	6,642.00
750800	(788,374.37)
MAJOR PROJECTS	(788,374.37)
9200	186,477.82
730190	99,810.09
ROAD MATERIALS	99,810.09
740512	86,667.73
PROFESSIONAL SERVICES	86,667.73
9300	499,879.87
750800	499,879.87
MAJOR PROJECTS	499,879.87
9400	3,718,244.96
730190	1,786,092.29
ROAD MATERIALS	1,786,092.29
740484	125.00
COURT REPORTER TRANSCRIPT	125.00
740512	60,893.32
PROFESSIONAL SERVICES	60,893.32
750200	851,165.59
CAPITAL OUTLAY-LAND	851,165.59
750800	1,016,973.76
MAJOR PROJECTS	1,016,973.76
740730	2,995.00
ACQUISITION COSTS	2,995.00
408	4,290,083.08
C/P SHERIFF'S PROJECTS	4,290,083.08
1408	4,099,754.08
750200	2,199.43
CAPITAL OUTLAY-LAND	2,199.43
750800	4,097,554.65
MAJOR PROJECTS	4,097,554.65

6000	190,329.00
750100	190,329.00
CAPITAL OUTLAY-CAPITAL IMPROVEMENT PLAN	190,329.00
500	17,390,036.14
SELF INSURANCE	17,390,036.14
2201	17,390,036.14
740120	11,712,193.83
MEDICAL SERVICES	11,712,193.83
740190	3,430,328.98
RX CLAIMS	3,430,328.98
740512	70,072.02
PROFESSIONAL SERVICES	70,072.02
740660	1,881.99
EQUIPMENT RENTAL	1,881.99
740710	387,211.11
ADMINISTRATIVE CHARGES	387,211.11
740740	7,160.04
BANK SERVICE CHARGES	7,160.04
740940	595,227.01
INSURANCE PREMIUMS	595,227.01
740960	90,406.80
PRE-CERTIFICATION/ UTILITIZATION REVIEW FEES	90,406.80
740962	27,806.94
EMPLOYEE ASSISTANCE PROGRAM FEES	27,806.94
740964	168,673.21
PREFERRED PROVIDER ORGANIZATION FEES	168,673.21
740968	899,074.21
STOP LOSS PREMIUMS	899,074.21
501	892,338.07
WORKERS' COMPENSATION	892,338.07
2203	892,338.07
740120	801,792.69
MEDICAL SERVICES	801,792.69
740700	58,556.35
INSURANCE/BOND PREMIUMS	58,556.35
740710	31,989.03
ADMINISTRATIVE CHARGES	31,989.03
502	1,844,436.45
PROPERTY/CASUALTY	1,844,436.45
2202	1,844,436.45
740640	9,747.00
CONTRACT SERVICES	9,747.00
740700	41,112.00
INSURANCE/BOND PREMIUMS	41,112.00
740710	1,715,814.46
ADMINISTRATIVE CHARGES	1,715,814.46
740930	5,055.00
DAMAGE REPAIRS	5,055.00
740940	31,611.83
INSURANCE PREMIUMS	31,611.83
740950	2,414.00
BONDS-NOTARIES	2,414.00
740952	15,075.00
BONDS-SURETY	15,075.00
750600	23,607.16

CAPITAL OUTLAY-VEHICLES	23,607.16
1502	-
740640	-
CONTRACT SERVICES	-
999	291,683.94
DEFAULT ZONE FUND	291,683.94
1903	291,683.94
730190	180,674.74
ROAD MATERIALS	180,674.74
740512	2,988.00
PROFESSIONAL SERVICES	2,988.00
750200	2,550.00
CAPITAL OUTLAY-LAND	2,550.00
750800	105,471.20
MAJOR PROJECTS	105,471.20
(blank)	
(blank)	
(blank)	
(blank)	
(blank)	
421	5,748.00
ROAD BOND CLEARING	5,748.00
1903	5,748.00
750200	5,748.00
CAPITAL OUTLAY-LAND	5,748.00
222	9,042,248.43
JAIL PASS THRU	9,042,248.43
6601	9,042,248.43
740640	9,042,248.43
CONTRACT SERVICES	9,042,248.43

Montgomery County, Texas
Office of the County Auditor
501 North Thompson, Suite 205, Conroe, Texas 77301
P. O. Box 539, Conroe, Texas 77305

Rakesh Pandey, CPA
County Auditor

Angela H. Blocker
1st Assistant County Auditor

Date: April 5, 2022

To: Rakesh Pandey, County Auditor

From: Starla Terry, Internal Audit Supervisor

Re: Commissioners Court April 12, 2022 Meeting Submission for Consent Agenda

---

Consider and accept the following completed audits:

Compliance Audits FY22 - Q1

- Elections
- Drug/DWI Court
- Engineering
- Fire Marshal
- Forensics
- Justice of the Peace Pct. 1
- Justice of the Peace Pct. 2
- Justice of the Peace Pct. 3
- Justice of the Peace Pct. 4
- Justice of the Peace Pct. 5
- Juvenile
- Law Library
- Lone Star Convention & Expo Center
- Memorial Library
- Permits

Tele: (936) 539-7820•••Fax (936) 788-8390•••Email: Rakesh.Pandey@mctx.org

OFFICE OF COUNTY AUDITOR
INTERNAL AUDIT REPORT

ELECTIONS
COMPLIANCE AUDIT Q1
FISCAL YEAR 2022

ELECTIONS

Suzie Harvey

AUDIT STAFF

Rakesh Pandey, County Auditor, CPA
Janet Browning, Internal Audit Manager, CIA, CFE
Starla Terry, Internal Audit Supervisor
Tracie Longoria, Internal Audit Assistant

Montgomery County, Texas
Office of the County Auditor
501 North Thompson, Suite 205, Conroe, Texas 77301
P. O. Box 539, Conroe, Texas 77305

Rakesh Pandey, CPA
County Auditor

Angela H. Blocker
1st Assistant County Auditor

Date: April 1, 2022

To: Suzie Harvey, Elections Administrator

From: Rakesh Pandey, County Auditor, CPA
Janet Browning, Internal Audit Manager, CIA, CFE
Starla Terry, Internal Audit Supervisor

Re: Elections Compliance Audit Q1 - FY2022

The Auditor's Office has completed an audit of monthly reports for October through December 2021 for the Elections office.

The objective of the audit was to verify compliance with submission of the monthly reports, mathematical accuracy of the reports, and to confirm funds collected were deposited with the County Treasurer in a timely manner.

Attached is the Internal Audit report for the Elections Compliance Q1 - FY2022.

INTRODUCTION

The Montgomery County Auditor's Office has examined a sample of the monthly reports of the Elections office for the months of October 2021 through December 2021.

OBJECTIVES AND SCOPE

The objective of the audit was to verify compliance with submission of the monthly reports, mathematical accuracy of the reports, and to confirm funds collected were deposited with the County Treasurer in a timely manner.

The scope of the review included Q1 FY2022 supporting documentation necessary to verify compliance with certain required Local Government Codes.

METHODOLOGY

To achieve the audit objectives, Internal Audit reviewed and performed the following:

- Evaluate whether amounts reported on the monthly fee reports were submitted in compliance with LGC §114.001(a), (b) General Requirements Applicable to Reports and LGC §114.043 Periodic Report to County Auditor
- Verify monthly fee reports are mathematically accurate and are therefore approved as submitted in compliance with LGC §115.002 Examination of Books and Reports
- Verify funds collected were deposited with the County Treasurer in compliance with LGC §113.022 Time for Making Deposits

AUDIT RESULTS

- All three monthly fee reports for the quarter were submitted in compliance with LGC §114.001(a), (b) and LGC §114.043
- There were no collections for Q3

OFFICE OF COUNTY AUDITOR
INTERNAL AUDIT REPORT

DRUG/DWI COURT
COMPLIANCE AUDIT Q1
FISCAL YEAR 2022

DRUG/DWI COURT

Christen Arnold

AUDIT STAFF

Rakesh Pandey, County Auditor, CPA
Janet Browning, Internal Audit Manager, CIA, CFE
Starla Terry, Internal Audit Supervisor
Tracie Longoria, Internal Audit Assistant

Montgomery County, Texas
Office of the County Auditor
501 North Thompson, Suite 205, Conroe, Texas 77301
P. O. Box 539, Conroe, Texas 77305

Rakesh Pandey, CPA
County Auditor

Angela H. Blocker
1st Assistant County Auditor

Date: April 1, 2022

To: Christen Arnold, Director

From: Rakesh Pandey, County Auditor, CPA
Janet Browning, Internal Audit Manager, CIA, CFE
Starla Terry, Internal Audit Supervisor

Re: Drug/DWI Court Compliance Audit Q1 - FY2022

The Auditor's Office has completed an audit of monthly reports for October through December 2021 for the Drug/DWI Court office.

The objective of the audit was to verify compliance with submission of the monthly reports, mathematical accuracy of the reports, and to confirm funds collected were deposited with the County Treasurer in a timely manner.

Attached is the Internal Audit report for the Drug/DWI Court Compliance Q1 - FY2022.

INTRODUCTION

The Montgomery County Auditor's Office has examined a sample of the monthly reports of the Drug/DWI Court office for the months of October 2021 through December 2021.

OBJECTIVES AND SCOPE

The objective of the audit was to verify compliance with submission of the monthly reports, mathematical accuracy of the reports, and to confirm funds collected were deposited with the County Treasurer in a timely manner.

The scope of the review included Q1 FY2022 supporting documentation necessary to verify compliance with certain required Local Government Codes.

METHODOLOGY

To achieve the audit objectives, Internal Audit reviewed and performed the following:

- Evaluate whether amounts reported on the monthly fee reports were submitted in compliance with LGC §114.001(a), (b) General Requirements Applicable to Reports and LGC §114.043 Periodic Report to County Auditor
- Verify monthly fee reports are mathematically accurate and are therefore approved as submitted in compliance with LGC §115.002 Examination of Books and Reports
- Verify funds collected were deposited with the County Treasurer in compliance with LGC §113.022 Time for Making Deposits

AUDIT RESULTS

- All three monthly fee reports for the quarter were submitted in compliance with LGC §114.001(a), (b) and LGC §114.043
- Monthly fee reports reviewed were mathematically accurate and therefore approved as submitted in compliance with LGC §115.002
- Funds collected were deposited with the County Treasurer in compliance with §113.022

OFFICE OF COUNTY AUDITOR
INTERNAL AUDIT REPORT

ENGINEERING
COMPLIANCE AUDIT Q1
FISCAL YEAR 2022

COUNTY ENGINEER

Jeff Johnson

AUDIT STAFF

Rakesh Pandey, County Auditor, CPA
Janet Browning, Internal Audit Manager, CIA, CFE
Starla Terry, Internal Audit Supervisor
Tracie Longoria, Internal Audit Assistant

Montgomery County, Texas
Office of the County Auditor
501 North Thompson, Suite 205, Conroe, Texas 77301
P. O. Box 539, Conroe, Texas 77305

Rakesh Pandey, CPA
County Auditor

Angela H. Blocker
1st Assistant County Auditor

Date: April 1, 2022

To: Jeff Johnson, County Engineer

From: Rakesh Pandey, County Auditor, CPA
Janet Browning, Internal Audit Manager, CIA, CFE
Starla Terry, Internal Audit Supervisor

Re: Engineering Compliance Audit Q1 - FY2022

The Auditor's Office has completed an audit of monthly reports for October through December 2021 for the Engineering office.

The objective of the audit was to verify compliance with submission of the monthly reports, mathematical accuracy of the reports, and to confirm funds collected were deposited with the County Treasurer in a timely manner.

Attached is the Internal Audit report for the Engineering Compliance Q1 - FY2022.

INTRODUCTION

The Montgomery County Auditor's Office has examined a sample of the monthly reports of the Engineering office for the months of October 2021 through December 2021.

OBJECTIVES AND SCOPE

The objective of the audit was to verify compliance with submission of the monthly reports, mathematical accuracy of the reports, and to confirm funds collected were deposited with the County Treasurer in a timely manner.

The scope of the review included Q1 FY2022 supporting documentation necessary to verify compliance with certain required Local Government Codes.

METHODOLOGY

To achieve the audit objectives, Internal Audit reviewed and performed the following:

- Evaluate whether amounts reported on the monthly fee reports were submitted in compliance with LGC §114.001(a), (b) General Requirements Applicable to Reports and LGC §114.043 Periodic Report to County Auditor
- Verify monthly fee reports are mathematically accurate and are therefore approved as submitted in compliance with LGC §115.002 Examination of Books and Reports
- Verify funds collected were deposited with the County Treasurer in compliance with LGC §113.022 Time for Making Deposits

AUDIT RESULTS

- All three monthly fee reports for the quarter were submitted in compliance with LGC §114.001(a), (b) and LGC §114.043
- Monthly fee reports reviewed were mathematically accurate and therefore approved as submitted in compliance with LGC §115.002
- Funds collected were deposited with the County Treasurer in compliance with §113.022

OFFICE OF COUNTY AUDITOR
INTERNAL AUDIT REPORT

FIRE MARSHAL
COMPLIANCE AUDIT Q1
FISCAL YEAR 2022

FIRE MARSHAL

Jimmy Williams

AUDIT STAFF

Rakesh Pandey, County Auditor, CPA
Janet Browning, Internal Audit Manager, CIA, CFE
Starla Terry, Internal Audit Supervisor
Tracie Longoria, Internal Audit Assistant

Montgomery County, Texas
Office of the County Auditor
501 North Thompson, Suite 205, Conroe, Texas 77301
P. O. Box 539, Conroe, Texas 77305

Rakesh Pandey, CPA
County Auditor

Angela H. Blocker
1st Assistant County Auditor

Date: April 1, 2022

To: Jimmy Williams, Fire Marshal

From: Rakesh Pandey, County Auditor, CPA
Janet Browning, Internal Audit Manager, CIA, CFE
Starla Terry, Internal Audit Supervisor

Re: Fire Marshal Compliance Audit Q1 - FY2022

The Auditor's Office has completed an audit of monthly reports for October through December 2021 for the Fire Marshal office.

The objective of the audit was to verify compliance with submission of the monthly reports, mathematical accuracy of the reports, and to confirm funds collected were deposited with the County Treasurer in a timely manner.

Attached is the Internal Audit report for the Fire Marshal Compliance Q1 - FY2022.

INTRODUCTION

The Montgomery County Auditor's Office has examined a sample of the monthly reports of the Fire Marshal office for the months of October 2021 through December 2021.

OBJECTIVES AND SCOPE

The objective of the audit was to verify compliance with submission of the monthly reports, mathematical accuracy of the reports, and to confirm funds collected were deposited with the County Treasurer in a timely manner.

The scope of the review included Q1 FY2022 supporting documentation necessary to verify compliance with certain required Local Government Codes.

METHODOLOGY

To achieve the audit objectives, Internal Audit reviewed and performed the following:

- Evaluate whether amounts reported on the monthly fee reports were submitted in compliance with LGC §114.001(a), (b) General Requirements Applicable to Reports and LGC §114.043 Periodic Report to County Auditor
- Verify monthly fee reports are mathematically accurate and are therefore approved as submitted in compliance with LGC §115.002 Examination of Books and Reports
- Verify funds collected were deposited with the County Treasurer in compliance with LGC §113.022 Time for Making Deposits

AUDIT RESULTS

- All three monthly fee reports for the quarter were submitted in compliance with LGC §114.001(a), (b) and LGC §114.043
- Monthly fee reports reviewed were mathematically accurate and therefore approved as submitted in compliance with LGC §115.002
- Funds collected were deposited with the County Treasurer in compliance with §113.022

OFFICE OF COUNTY AUDITOR
INTERNAL AUDIT REPORT

FORENSICS
COMPLIANCE AUDIT Q1
FISCAL YEAR 2022

FORENSICS DIRECTOR

Dr. Kathryn Pinneri

AUDIT STAFF

Rakesh Pandey, County Auditor, CPA
Janet Browning, Internal Audit Manager, CIA, CFE
Starla Terry, Internal Audit Supervisor
Tracie Longoria, Internal Audit Assistant

Montgomery County, Texas
Office of the County Auditor
501 North Thompson, Suite 205, Conroe, Texas 77301
P. O. Box 539, Conroe, Texas 77305

Rakesh Pandey, CPA
County Auditor

Angela H. Blocker
1st Assistant County Auditor

Date: April 1, 2022

To: Dr. Kathryn Pinneri, Director

From: Rakesh Pandey, County Auditor, CPA
Janet Browning, Internal Audit Manager, CIA, CFE
Starla Terry, Internal Audit Supervisor

Re: Forensics Compliance Audit Q1 - FY2022

The Auditor's Office has completed an audit of monthly reports for October through December 2021 for the Forensics office.

The objective of the audit was to verify compliance with submission of the monthly reports, mathematical accuracy of the reports, and to confirm funds collected were deposited with the County Treasurer in a timely manner.

Attached is the Internal Audit report for the Forensics Compliance Q1 - FY2022.

INTRODUCTION

The Montgomery County Auditor's Office has examined a sample of the monthly reports of the Forensics office for the months of October 2021 through December 2021.

OBJECTIVES AND SCOPE

The objective of the audit was to verify compliance with submission of the monthly reports, mathematical accuracy of the reports, and to confirm funds collected were deposited with the County Treasurer in a timely manner.

The scope of the review included Q1 FY2022 supporting documentation necessary to verify compliance with certain required Local Government Codes.

METHODOLOGY

To achieve the audit objectives, Internal Audit reviewed and performed the following:

- Evaluate whether amounts reported on the monthly fee reports were submitted in compliance with LGC §114.001(a), (b) General Requirements Applicable to Reports and LGC §114.043 Periodic Report to County Auditor
- Verify monthly fee reports are mathematically accurate and are therefore approved as submitted in compliance with LGC §115.002 Examination of Books and Reports
- Verify funds collected were deposited with the County Treasurer in compliance with LGC §113.022 Time for Making Deposits

AUDIT RESULTS

- All three monthly fee reports for the quarter were submitted in compliance with LGC §114.001(a), (b) and LGC §114.043
- Monthly fee reports reviewed were mathematically accurate and therefore approved as submitted in compliance with LGC §115.002
- Funds collected were deposited with the County Treasurer in compliance with LGC §113.022

OFFICE OF COUNTY AUDITOR
INTERNAL AUDIT REPORT

JUSTICE OF THE PEACE PRECINCT 1
COMPLIANCE AUDIT Q1
FISCAL YEAR 2022

JUSTICE OF THE PEACE PRECINCT 1

Wayne Mack

AUDIT STAFF

Rakesh Pandey, County Auditor, CPA
Janet Browning, Internal Audit Manager, CIA, CFE
Starla Terry, Internal Audit Supervisor
Tracie Longoria, Internal Audit Assistant

Montgomery County, Texas
Office of the County Auditor
501 North Thompson, Suite 205, Conroe, Texas 77301
P. O. Box 539, Conroe, Texas 77305

Rakesh Pandey, CPA
County Auditor

Angela H. Blocker
1st Assistant County Auditor

Date: April 1, 2022

To: Wayne Mack, Justice of the Peace, Precinct 1

From: Rakesh Pandey, County Auditor, CPA
Janet Browning, Internal Audit Manager, CIA, CFE
Starla Terry, Internal Audit Supervisor

Re: Justice of the Peace, Precinct 1 Compliance Audit Q1 - FY2022

The Auditor's Office has completed an audit of monthly reports for October through December 2021 for the Justice of the Peace, Precinct 1 office.

The objective of the audit was to verify compliance with submission of the monthly reports, mathematical accuracy of the reports, and to confirm funds collected were deposited with the County Treasurer in a timely manner.

Attached is the Internal Audit report for the Justice of the Peace, Precinct 1 Compliance Q1 - FY2022.

INTRODUCTION

The Montgomery County Auditor's Office has examined a sample of the monthly reports of the Justice of the Peace, Precinct 1 office for the months of October 2021 through December 2021.

OBJECTIVES AND SCOPE

The objective of the audit was to verify compliance with submission of the monthly reports, mathematical accuracy of the reports, and to confirm funds collected were deposited with the County Treasurer in a timely manner.

The scope of the review included Q1 FY2022 supporting documentation necessary to verify compliance with certain required Local Government Codes.

METHODOLOGY

To achieve the audit objectives, Internal Audit reviewed and performed the following:

- Evaluate whether amounts reported on the monthly fee reports were submitted in compliance with LGC §114.001(a), (b) General Requirements Applicable to Reports and LGC §114.043 Periodic Report to County Auditor
- Verify monthly fee reports are mathematically accurate and are therefore approved as submitted in compliance with LGC §115.002 Examination of Books and Reports
- Verify funds collected were deposited with the County Treasurer in compliance with LGC §113.022 Time for Making Deposits

AUDIT RESULTS

- All three monthly fee reports for the quarter were submitted in compliance with LGC §114.001(a), (b) and LGC §114.043
- Monthly fee reports reviewed were mathematically accurate and therefore approved as submitted in compliance with LGC §115.002
- Funds collected were deposited with the County Treasurer in compliance with §113.022

OFFICE OF COUNTY AUDITOR
INTERNAL AUDIT REPORT

JUSTICE OF THE PEACE PRECINCT 2
COMPLIANCE AUDIT Q1
FISCAL YEAR 2022

JUSTICE OF THE PEACE PRECINCT 2

G. Trey Spikes

AUDIT STAFF

Rakesh Pandey, County Auditor, CPA
Janet Browning, Internal Audit Manager, CIA, CFE
Starla Terry, Internal Audit Supervisor
Tracie Longoria, Internal Audit Assistant

Montgomery County, Texas
Office of the County Auditor
501 North Thompson, Suite 205, Conroe, Texas 77301
P. O. Box 539, Conroe, Texas 77305

Rakesh Pandey, CPA
County Auditor

Angela H. Blocker
1st Assistant County Auditor

Date: April 1, 2022

To: G. Trey Spikes, Justice of the Peace, Precinct 2

From: Rakesh Pandey, County Auditor, CPA
Janet Browning, Internal Audit Manager, CIA, CFE
Starla Terry, Internal Audit Supervisor

Re: Justice of the Peace, Precinct 2 Compliance Audit Q1 - FY2022

The Auditor's Office has completed an audit of monthly reports for October through December 2021 for the Justice of the Peace, Precinct 2 office.

The objective of the audit was to verify compliance with submission of the monthly reports, mathematical accuracy of the reports, and to confirm funds collected were deposited with the County Treasurer in a timely manner.

Attached is the Internal Audit report for the Justice of the Peace, Precinct 2 Compliance Q1 - FY2022.

INTRODUCTION

The Montgomery County Auditor's Office has examined a sample of the monthly reports of the Justice of the Peace, Precinct 2 office for the months of October 2021 through December 2021.

OBJECTIVES AND SCOPE

The objective of the audit was to verify compliance with submission of the monthly reports, mathematical accuracy of the reports, and to confirm funds collected were deposited with the County Treasurer in a timely manner.

The scope of the review included Q1 FY2022 supporting documentation necessary to verify compliance with certain required Local Government Codes.

METHODOLOGY

To achieve the audit objectives, Internal Audit reviewed and performed the following:

- Evaluate whether amounts reported on the monthly fee reports were submitted in compliance with LGC §114.001(a), (b) General Requirements Applicable to Reports and LGC §114.043 Periodic Report to County Auditor
- Verify monthly fee reports are mathematically accurate and are therefore approved as submitted in compliance with LGC §115.002 Examination of Books and Reports
- Verify funds collected were deposited with the County Treasurer in compliance with LGC §113.022 Time for Making Deposits

AUDIT RESULTS

- All three monthly fee reports for the quarter were submitted in compliance with LGC §114.001(a), (b) and LGC §114.043
- Monthly fee reports reviewed were mathematically accurate and therefore approved as submitted in compliance with LGC §115.002
- Funds collected were deposited with the County Treasurer in compliance with §113.022

OFFICE OF COUNTY AUDITOR
INTERNAL AUDIT REPORT

JUSTICE OF THE PEACE PRECINCT 3
COMPLIANCE AUDIT Q1
FISCAL YEAR 2022

JUSTICE OF THE PEACE PRECINCT 3

Matt Beasley

AUDIT STAFF

Rakesh Pandey, County Auditor, CPA
Janet Browning, Internal Audit Manager, CIA, CFE
Starla Terry, Internal Audit Supervisor
Tracie Longoria, Internal Audit Assistant

Montgomery County, Texas
Office of the County Auditor
501 North Thompson, Suite 205, Conroe, Texas 77301
P. O. Box 539, Conroe, Texas 77305

Rakesh Pandey, CPA
County Auditor

Angela H. Blocker
1st Assistant County Auditor

Date: April 1, 2022

To: Matt Beasley, Justice of the Peace, Precinct 3

From: Rakesh Pandey, County Auditor, CPA
Janet Browning, Internal Audit Manager, CIA, CFE
Starla Terry, Internal Audit Supervisor

Re: Justice of the Peace, Precinct 3 Compliance Audit Q1 - FY2022

The Auditor's Office has completed an audit of monthly reports for October through December 2021 for the Justice of the Peace, Precinct 3 office.

The objective of the audit was to verify compliance with submission of the monthly reports, mathematical accuracy of the reports, and to confirm funds collected were deposited with the County Treasurer in a timely manner.

Attached is the Internal Audit report for the Justice of the Peace, Precinct 3 Compliance Q1 - FY2022.

INTRODUCTION

The Montgomery County Auditor's Office has examined a sample of the monthly reports of the Justice of the Peace, Precinct 3 office for the months of October 2021 through December 2021.

OBJECTIVES AND SCOPE

The objective of the audit was to verify compliance with submission of the monthly reports, mathematical accuracy of the reports, and to confirm funds collected were deposited with the County Treasurer in a timely manner.

The scope of the review included Q1 FY2022 supporting documentation necessary to verify compliance with certain required Local Government Codes.

METHODOLOGY

To achieve the audit objectives, Internal Audit reviewed and performed the following:

- Evaluate whether amounts reported on the monthly fee reports were submitted in compliance with LGC §114.001(a), (b) General Requirements Applicable to Reports and LGC §114.043 Periodic Report to County Auditor
- Verify monthly fee reports are mathematically accurate and are therefore approved as submitted in compliance with LGC §115.002 Examination of Books and Reports
- Verify funds collected were deposited with the County Treasurer in compliance with LGC §113.022 Time for Making Deposits

AUDIT RESULTS

- All three monthly fee reports for the quarter were submitted in compliance with LGC §114.001(a), (b) and LGC §114.043
- Monthly fee reports reviewed were mathematically accurate and therefore approved as submitted in compliance with LGC §115.002
- Funds collected were deposited with the County Treasurer in compliance with §113.022

OFFICE OF COUNTY AUDITOR
INTERNAL AUDIT REPORT

JUSTICE OF THE PEACE PRECINCT 4
COMPLIANCE AUDIT Q1
FISCAL YEAR 2022

JUSTICE OF THE PEACE PRECINCT 4

Jason Dunn

AUDIT STAFF

Rakesh Pandey, County Auditor, CPA
Janet Browning, Internal Audit Manager, CIA, CFE
Starla Terry, Internal Audit Supervisor
Tracie Longoria, Internal Audit Assistant

Montgomery County, Texas
Office of the County Auditor
501 North Thompson, Suite 205, Conroe, Texas 77301
P. O. Box 539, Conroe, Texas 77305

Rakesh Pandey, CPA
County Auditor

Angela H. Blocker
1st Assistant County Auditor

Date: April 1, 2022

To: Jason Dunn, Justice of the Peace, Precinct 4

From: Rakesh Pandey, County Auditor, CPA
Janet Browning, Internal Audit Manager, CIA, CFE
Starla Terry, Internal Audit Supervisor

Re: Justice of the Peace, Precinct 4 Compliance Audit Q1 - FY2022

The Auditor's Office has completed an audit of monthly reports for October through December 2021 for the Justice of the Peace, Precinct 4 office.

The objective of the audit was to verify compliance with submission of the monthly reports, mathematical accuracy of the reports, and to confirm funds collected were deposited with the County Treasurer in a timely manner.

Attached is the Internal Audit report for the Justice of the Peace, Precinct 4 Compliance Q1 - FY2022.

INTRODUCTION

The Montgomery County Auditor's Office has examined a sample of the monthly reports of the Justice of the Peace, Precinct 4 office for the months of October 2021 through December 2021.

OBJECTIVES AND SCOPE

The objective of the audit was to verify compliance with submission of the monthly reports, mathematical accuracy of the reports, and to confirm funds collected were deposited with the County Treasurer in a timely manner.

The scope of the review included Q1 FY2022 supporting documentation necessary to verify compliance with certain required Local Government Codes.

METHODOLOGY

To achieve the audit objectives, Internal Audit reviewed and performed the following:

- Evaluate whether amounts reported on the monthly fee reports were submitted in compliance with LGC §114.001(a), (b) General Requirements Applicable to Reports and LGC §114.043 Periodic Report to County Auditor
- Verify monthly fee reports are mathematically accurate and are therefore approved as submitted in compliance with LGC §115.002 Examination of Books and Reports
- Verify funds collected were deposited with the County Treasurer in compliance with LGC §113.022 Time for Making Deposits

AUDIT RESULTS

- All three monthly fee reports for the quarter were submitted in compliance with LGC §114.001(a), (b) and LGC §114.043
- Monthly fee reports reviewed were mathematically accurate and therefore approved as submitted in compliance with LGC §115.002
- Funds collected were deposited with the County Treasurer in compliance with §113.022

OFFICE OF COUNTY AUDITOR
INTERNAL AUDIT REPORT

JUSTICE OF THE PEACE PRECINCT 5
COMPLIANCE AUDIT Q1
FISCAL YEAR 2022

JUSTICE OF THE PEACE PRECINCT 5

Matt Masden

AUDIT STAFF

Rakesh Pandey, County Auditor, CPA
Janet Browning, Internal Audit Manager, CIA, CFE
Starla Terry, Internal Audit Supervisor
Tracie Longoria, Internal Audit Assistant

Montgomery County, Texas
Office of the County Auditor
501 North Thompson, Suite 205, Conroe, Texas 77301
P. O. Box 539, Conroe, Texas 77305

Rakesh Pandey, CPA
County Auditor

Angela H. Blocker
1st Assistant County Auditor

Date: April 1, 2022

To: Matt Masden, Justice of the Peace, Precinct 5

From: Rakesh Pandey, County Auditor, CPA
Janet Browning, Internal Audit Manager, CIA, CFE
Starla Terry, Internal Audit Supervisor

Re: Justice of the Peace, Precinct 5 Compliance Audit Q1 - FY2022

The Auditor's Office has completed an audit of monthly reports for October through December 2021 for the Justice of the Peace, Precinct 5 office.

The objective of the audit was to verify compliance with submission of the monthly reports, mathematical accuracy of the reports, and to confirm funds collected were deposited with the County Treasurer in a timely manner.

Attached is the Internal Audit report for the Justice of the Peace, Precinct 5 Compliance Q1 - FY2022.

INTRODUCTION

The Montgomery County Auditor's Office has examined a sample of the monthly reports of the Justice of the Peace, Precinct 5 office for the months of October 2021 through December 2021.

OBJECTIVES AND SCOPE

The objective of the audit was to verify compliance with submission of the monthly reports, mathematical accuracy of the reports, and to confirm funds collected were deposited with the County Treasurer in a timely manner.

The scope of the review included Q1 FY2022 supporting documentation necessary to verify compliance with certain required Local Government Codes.

METHODOLOGY

To achieve the audit objectives, Internal Audit reviewed and performed the following:

- Evaluate whether amounts reported on the monthly fee reports were submitted in compliance with LGC §114.001(a), (b) General Requirements Applicable to Reports and LGC §114.043 Periodic Report to County Auditor
- Verify monthly fee reports are mathematically accurate and are therefore approved as submitted in compliance with LGC §115.002 Examination of Books and Reports
- Verify funds collected were deposited with the County Treasurer in compliance with LGC §113.022 Time for Making Deposits

AUDIT RESULTS

- All three monthly fee reports for the quarter were submitted in compliance with LGC §114.001(a), (b) and LGC §114.043
- Monthly fee reports reviewed were mathematically accurate and therefore approved as submitted in compliance with LGC §115.002
- Funds collected were deposited with the County Treasurer in compliance with §113.022

OFFICE OF COUNTY AUDITOR
INTERNAL AUDIT REPORT

JUVENILE
COMPLIANCE AUDIT Q1
FISCAL YEAR 2022

JUVENILE DIRECTOR

Bruce Gusler

AUDIT STAFF

Rakesh Pandey, County Auditor, CPA
Janet Browning, Internal Audit Manager, CIA, CFE
Starla Terry, Internal Audit Supervisor
Tracie Longoria, Internal Audit Assistant

Montgomery County, Texas
Office of the County Auditor
501 North Thompson, Suite 205, Conroe, Texas 77301
P. O. Box 539, Conroe, Texas 77305

Rakesh Pandey, CPA
County Auditor

Angela H. Blocker
1st Assistant County Auditor

Date: April 1, 2022

To: Bruce Gusler, Director

From: Rakesh Pandey, County Auditor, CPA
Janet Browning, Internal Audit Manager, CIA, CFE
Starla Terry, Internal Audit Supervisor

Re: Juvenile Compliance Audit Q1 - FY2022

The Auditor's Office has completed an audit of monthly reports for October through December 2021 for the Juvenile office.

The objective of the audit was to verify compliance with submission of the monthly reports, mathematical accuracy of the reports, and to confirm funds collected were deposited with the County Treasurer in a timely manner.

Attached is the Internal Audit report for the Juvenile Compliance Q1 - FY2022.

INTRODUCTION

The Montgomery County Auditor's Office has examined a sample of the monthly reports of the Juvenile office for the months of October 2021 through December 2021.

OBJECTIVES AND SCOPE

The objective of the audit was to verify compliance with submission of the monthly reports, mathematical accuracy of the reports, and to confirm funds collected were deposited with the County Treasurer in a timely manner.

The scope of the review included Q1 FY2022 supporting documentation necessary to verify compliance with certain required Local Government Codes.

METHODOLOGY

To achieve the audit objectives, Internal Audit reviewed and performed the following:

- Evaluate whether amounts reported on the monthly fee reports were submitted in compliance with LGC §114.001(a), (b) General Requirements Applicable to Reports and LGC §114.043 Periodic Report to County Auditor
- Verify monthly fee reports are mathematically accurate and are therefore approved as submitted in compliance with LGC §115.002 Examination of Books and Reports
- Verify funds collected were deposited with the County Treasurer in compliance with LGC §113.022 Time for Making Deposits

AUDIT RESULTS

- All three monthly fee reports for the quarter were submitted in compliance with LGC §114.001(a), (b) and LGC §114.043
- Monthly fee reports reviewed were mathematically accurate and therefore approved as submitted in compliance with LGC §115.002
- Funds collected were deposited with the County Treasurer in compliance with §113.022

OFFICE OF COUNTY AUDITOR
INTERNAL AUDIT REPORT

LAW LIBRARY
COMPLIANCE AUDIT Q1
FISCAL YEAR 2022

CHIEF OF STAFF

Jason Millsaps

AUDIT STAFF

Rakesh Pandey, County Auditor, CPA
Janet Browning, Internal Audit Manager, CIA, CFE
Starla Terry, Internal Audit Supervisor
Tracie Longoria, Internal Audit Assistant

Montgomery County, Texas
Office of the County Auditor
501 North Thompson, Suite 205, Conroe, Texas 77301
P. O. Box 539, Conroe, Texas 77305

Rakesh Pandey, CPA
County Auditor

Angela H. Blocker
1st Assistant County Auditor

Date: April 1, 2022

To: Jason Millsaps, Chief of Staff

From: Rakesh Pandey, County Auditor, CPA
Janet Browning, Internal Audit Manager, CIA, CFE
Starla Terry, Internal Audit Supervisor

Re: Law Library Compliance Audit Q1 - FY2022

The Auditor's Office has completed an audit of monthly reports for October through December 2021 for the Law Library office.

The objective of the audit was to verify compliance with submission of the monthly reports, mathematical accuracy of the reports, and to confirm funds collected were deposited with the County Treasurer in a timely manner.

Attached is the Internal Audit report for the Law Library Compliance Q1 - FY2022.

INTRODUCTION

The Montgomery County Auditor's Office has examined a sample of the monthly reports of the Law Library office for the months of October 2021 through December 2021.

OBJECTIVES AND SCOPE

The objective of the audit was to verify compliance with submission of the monthly reports, mathematical accuracy of the reports, and to confirm funds collected were deposited with the County Treasurer in a timely manner.

The scope of the review included Q1 FY2022 supporting documentation necessary to verify compliance with certain required Local Government Codes.

METHODOLOGY

To achieve the audit objectives, Internal Audit reviewed and performed the following:

- Evaluate whether amounts reported on the monthly fee reports were submitted in compliance with LGC §114.001(a), (b) General Requirements Applicable to Reports and LGC §114.043 Periodic Report to County Auditor
- Verify monthly fee reports are mathematically accurate and are therefore approved as submitted in compliance with LGC §115.002 Examination of Books and Reports
- Verify funds collected were deposited with the County Treasurer in compliance with LGC §113.022 Time for Making Deposits

AUDIT RESULTS

- All three monthly fee reports for the quarter were submitted in compliance with LGC §114.001(a), (b) and LGC §114.043
- Monthly fee reports reviewed were mathematically accurate and therefore approved as submitted in compliance with LGC §115.002
- Funds collected were deposited with the County Treasurer in compliance with §113.022

OFFICE OF COUNTY AUDITOR
INTERNAL AUDIT REPORT

LONE STAR CONVENTION & EXPO CENTER
COMPLIANCE AUDIT Q1
FISCAL YEAR 2022

LONE STAR CONVENTION & EXPO CENTER DIRECTOR

Terri Strozier

AUDIT STAFF

Rakesh Pandey, County Auditor, CPA
Janet Browning, Internal Audit Manager, CIA, CFE
Starla Terry, Internal Audit Supervisor
Tracie Longoria, Internal Audit Assistant

Montgomery County, Texas
Office of the County Auditor
501 North Thompson, Suite 205, Conroe, Texas 77301
P. O. Box 539, Conroe, Texas 77305

Rakesh Pandey, CPA
County Auditor

Angela H. Blocker
1st Assistant County Auditor

Date: April 1, 2022

To: Terri Strozier, Director

From: Rakesh Pandey, County Auditor, CPA
Janet Browning, Internal Audit Manager, CIA, CFE
Starla Terry, Internal Audit Supervisor

Re: Lone Star Convention & Expo Center Compliance Audit Q1 - FY2022

The Auditor's Office has completed an audit of monthly reports for October through December 2021 for the Lone Star Convention & Expo Center office.

The objective of the audit was to verify compliance with submission of the monthly reports, mathematical accuracy of the reports, and to confirm funds collected were deposited with the County Treasurer in a timely manner.

Attached is the Internal Audit report for the Lone Star Convention & Expo Center Compliance Q1 - FY2022.

INTRODUCTION

The Montgomery County Auditor's Office has examined a sample of the monthly reports of the Lone Star Convention & Expo Center office for the months of October 2021 through December 2021.

OBJECTIVES AND SCOPE

The objective of the audit was to verify compliance with submission of the monthly reports, mathematical accuracy of the reports, and to confirm funds collected were deposited with the County Treasurer in a timely manner.

The scope of the review included Q1 FY2022 supporting documentation necessary to verify compliance with certain required Local Government Codes.

METHODOLOGY

To achieve the audit objectives, Internal Audit reviewed and performed the following:

- Evaluate whether amounts reported on the monthly fee reports were submitted in compliance with LGC §114.001(a), (b) General Requirements Applicable to Reports and LGC §114.043 Periodic Report to County Auditor
- Verify monthly fee reports are mathematically accurate and are therefore approved as submitted in compliance with LGC §115.002 Examination of Books and Reports
- Verify funds collected were deposited with the County Treasurer in compliance with LGC §113.022 Time for Making Deposits

AUDIT RESULTS

- All three monthly fee reports for the quarter were submitted in compliance with LGC §114.001(a), (b) and LGC §114.043
- Monthly fee reports reviewed were mathematically accurate and therefore approved as submitted in compliance with LGC §115.002
- Funds collected were deposited with the County Treasurer in compliance with §113.022

OFFICE OF COUNTY AUDITOR
INTERNAL AUDIT REPORT

MEMORIAL LIBRARY
COMPLIANCE AUDIT Q1
FISCAL YEAR 2022

LIBRARY DIRECTOR

Jerilynn Williams

AUDIT STAFF

Rakesh Pandey, County Auditor, CPA
Janet Browning, Internal Audit Manager, CIA, CFE
Starla Terry, Internal Audit Supervisor
Tracie Longoria, Internal Audit Assistant

Montgomery County, Texas
Office of the County Auditor
501 North Thompson, Suite 205, Conroe, Texas 77301
P. O. Box 539, Conroe, Texas 77305

Rakesh Pandey, CPA
County Auditor

Angela H. Blocker
1st Assistant County Auditor

Date: April 1, 2022

To: Jerilynn Williams, Director

From: Rakesh Pandey, County Auditor, CPA
Janet Browning, Internal Audit Manager, CIA, CFE
Starla Terry, Internal Audit Supervisor

Re: Memorial Library Compliance Audit Q1 - FY2022

The Auditor's Office has completed an audit of monthly reports for October through December 2021 for the Memorial Library office.

The objective of the audit was to verify compliance with submission of the monthly reports, mathematical accuracy of the reports, and to confirm funds collected were deposited with the County Treasurer in a timely manner.

Attached is the Internal Audit report for Memorial Library Compliance Q1 - FY2022.

INTRODUCTION

The Montgomery County Auditor's Office has examined a sample of the monthly reports of the Memorial Library office for the months of October 2021 through December 2021.

OBJECTIVES AND SCOPE

The objective of the audit was to verify compliance with submission of the monthly reports, mathematical accuracy of the reports, and to confirm funds collected were deposited with the County Treasurer in a timely manner.

The scope of the review included Q1 FY2022 supporting documentation necessary to verify compliance with certain required Local Government Codes.

METHODOLOGY

To achieve the audit objectives, Internal Audit reviewed and performed the following:

- Evaluate whether amounts reported on the monthly fee reports were submitted in compliance with LGC §114.001(a), (b) General Requirements Applicable to Reports and LGC §114.043 Periodic Report to County Auditor
- Verify monthly fee reports are mathematically accurate and are therefore approved as submitted in compliance with LGC §115.002 Examination of Books and Reports
- Verify funds collected were deposited with the County Treasurer in compliance with LGC §113.022 Time for Making Deposits

AUDIT RESULTS

- All three monthly fee reports for the quarter were submitted in compliance with LGC §114.001(a), (b) and LGC §114.043
- Monthly fee reports reviewed were mathematically accurate and therefore approved as submitted in compliance with LGC §115.002
- Funds collected were deposited with the County Treasurer in compliance with §113.022

OFFICE OF COUNTY AUDITOR
INTERNAL AUDIT REPORT

PERMITS
COMPLIANCE AUDIT Q1
FISCAL YEAR 2022

PERMITS DIRECTOR

James Muschenheim

AUDIT STAFF

Rakesh Pandey, County Auditor, CPA
Janet Browning, Internal Audit Manager, CIA, CFE
Starla Terry, Internal Audit Supervisor
Tracie Longoria, Internal Audit Assistant

Montgomery County, Texas
Office of the County Auditor
501 North Thompson, Suite 205, Conroe, Texas 77301
P. O. Box 539, Conroe, Texas 77305

Rakesh Pandey, CPA
County Auditor

Angela H. Blocker
1st Assistant County Auditor

Date: April 1, 2022

To: James Muschenheim, Director

From: Rakesh Pandey, County Auditor, CPA
Janet Browning, Internal Audit Manager, CIA, CFE
Starla Terry, Internal Audit Supervisor

Re: Permits Compliance Audit Q1 - FY2022

The Auditor's Office has completed an audit of monthly reports for October through December 2021 for the Permits office.

The objective of the audit was to verify compliance with submission of the monthly reports, mathematical accuracy of the reports, and to confirm funds collected were deposited with the County Treasurer in a timely manner.

Attached is the Internal Audit report for Permits Compliance Q1 - FY2022.

INTRODUCTION

The Montgomery County Auditor's Office has examined a sample of the monthly reports of the Permits office for the months of October 2021 through December 2021.

OBJECTIVES AND SCOPE

The objective of the audit was to verify compliance with submission of the monthly reports, mathematical accuracy of the reports, and to confirm funds collected were deposited with the County Treasurer in a timely manner.

The scope of the review included Q1 FY2022 supporting documentation necessary to verify compliance with certain required Local Government Codes.

METHODOLOGY

To achieve the audit objectives, Internal Audit reviewed and performed the following:

- Evaluate whether amounts reported on the monthly fee reports were submitted in compliance with LGC §114.001(a), (b) General Requirements Applicable to Reports and LGC §114.043 Periodic Report to County Auditor
- Verify monthly fee reports are mathematically accurate and are therefore approved as submitted in compliance with LGC §115.002 Examination of Books and Reports
- Verify funds collected were deposited with the County Treasurer in compliance with LGC §113.022 Time for Making Deposits

AUDIT RESULTS

- All three monthly fee reports for the quarter were submitted in compliance with LGC §114.001(a), (b) and LGC §114.043
- Monthly fee reports reviewed were mathematically accurate and therefore approved as submitted in compliance with LGC §115.002
- Funds collected were deposited with the County Treasurer in compliance with §113.022

Montgomery County, Texas
Office of the County Auditor
501 North Thompson, Suite 205, Conroe, Texas 77301
P. O. Box 539, Conroe, Texas 77305

Rakesh Pandey, CPA
County Auditor

Angela H. Blocker
1st Assistant County Auditor

Date: April 5, 2022

To: Rakesh Pandey, County Auditor

From: Starla Terry, Internal Audit Supervisor

Re: Commissioners Court April 12, 2022 Meeting Submission for Consent Agenda

---

Consider and accept the following completed 2nd Quarter FY 2022 Cash Count Audit Reports:

- Adult Probation
- Airport
- Animal Shelter
- Commissioner, Precinct 1
- Commissioner, Precinct 2
- Commissioner, Precinct 3
- Commissioner, Precinct 4
- Constable, Precinct 1
- Constable, Precinct 2
- Constable, Precinct 3
- Constable, Precinct 4
- Constable, Precinct 5
- County Clerk
- District Clerk
- District Court 359th
- Drug & DWI Court
- Elections
- Engineering
- Fire Marshal
- Forensics
- Justice of the Peace, Precinct 1
- Justice of the Peace, Precinct 2
- Justice of the Peace, Precinct 3
- Justice of the Peace, Precinct 4
- Justice of the Peace, Precinct 5
- Juvenile
- Law Library
- Lone Star Convention Center
- Memorial Library System
- Permits Division
- Sheriff Office
- Tax Office
- Treasurer

Tele: (936) 539-7820•••Fax (936) 788-8390•••Email: Rakesh.Pandey@mctx.org

Montgomery County, Texas
Office of the County Auditor
501 North Thompson, Suite 205, Conroe, Texas 77301
P. O. Box 539, Conroe, Texas 77305

Rakesh Pandey, CPA
County Auditor

Angela H. Blocker
1st Assistant County Auditor

DATE: April 1, 2022

TO: Ronald Leach, Director

CC: Bobby Light, Deputy Director

FROM: Starla Terry, Internal Audit Supervisor

RE: Adult Probation - Cash Count Audit Report for 2nd Quarter FY22

CASH COUNT

In Accordance with LGC §115.0035 and LGC §130.902, Internal Audit conducted an unannounced cash count on March 23, 2022.

As a result of our cash count, we found no variance.

Description	Collections/ Receipts	Amount Verified	Variance	Notes
Probation Bond #1	1,278.00	1,278.00	0.00	
Probation/Bond #2	581.00	581.00		
Total	1,859.00	1,859.00	0.00	

We appreciate the cooperation of your office during our review. If you have any questions concerning this report, please do not hesitate to contact me at 936-539-7820.

Performed by: Tracie Longoria

Tele: (936) 539-7820•••Fax (936) 788-8390•••Email: Rakesh.Pandey@mctx.org

Montgomery County, Texas
Office of the County Auditor
501 North Thompson, Suite 205, Conroe, Texas 77301
P. O. Box 539, Conroe, Texas 77305

Rakesh Pandey, CPA
County Auditor

Angela H. Blocker
1st Assistant County Auditor

DATE: April 1, 2022

TO: James Brown, Director

CC: Stormi Erickson, Office Supervisor

FROM: Starla Terry, Internal Audit Supervisor ST

RE: Airport - Cash Count Audit Report for 2nd Quarter FY22

CASH COUNT

In Accordance with LGC §115.0035 and LGC §130.902, Internal Audit conducted an unannounced cash count on March 23, 2022.

As a result of our cash count, we found the following variance.

Description	Collections/ Receipts	Amount Verified	Variance	Notes
Front Desk	297.33	0.00	297.33	1
Total	297.33	0.00	297.33	

Note 1: The overage is for payment just received upon our arrival. Therefore, the supervisor had not receipted in the system yet.

We appreciate the cooperation of your office during our review. If you have any questions concerning this report, please do not hesitate to contact me at 936-539-7820.

Performed by: Tracie Longoria

Tele: (936) 539-7820•••Fax (936) 788-8390•••Email: Rakesh.Pandey@mctx.org

Montgomery County, Texas
Office of the County Auditor
501 North Thompson, Suite 205, Conroe, Texas 77301
P. O. Box 539, Conroe, Texas 77305

Rakesh Pandey, CPA
County Auditor

Angela H. Blocker
1st Assistant County Auditor

DATE: April 1, 2022

TO: Aaron Johnson, Director

CC: Mark Wysocki, Assistant Director

FROM: Starla Terry, Internal Audit Supervisor

RE: Animal Services - Cash Count Audit Report for 2nd Quarter FY22

CASH COUNT

In Accordance with LGC §115.0035 and LGC §130.902, Internal Audit conducted an unannounced cash count on March 30, 2022. Animal Shelter has a total change fund of $400.

As a result of our cash count, we found no variance.

Description	Change Fund	Collections/ Receipts	Amount Verified	Variance	Notes
Cash Box #1 Front Office	100.00	40.00	140.00	0.00	
Cash Box #2 Front Office	100.00	150.00	250.00	0.00	
Cash Box #3 Clinic	100.00	0.00	100.00	0.00	
Cash Box #4 Clinic	100.00	539.00	639.00	0.00	
Deposits	0.00	509.00	509.00	0.00	
Total	400.00	1,238.00	1,638.00	0.00	

We appreciate the cooperation of your office during our review. If you have any questions concerning this report, please do not hesitate to contact me at 936-539-7820.

Performed by: Tracie Longoria

Montgomery County, Texas
Office of the County Auditor
501 North Thompson, Suite 205, Conroe, Texas 77301
P. O. Box 539, Conroe, Texas 77305

Rakesh Pandey, CPA
County Auditor

Angela H. Blocker
1st Assistant County Auditor

DATE: April 1, 2022

TO: Robert Walker, Commissioner Pct. 1

CC: Susan Bingham, Administrative Assistant

FROM: Starla Terry, Internal Audit Supervisor ST

RE: Commissioner Pct. 1 - Cash Count Audit Report for 2nd Quarter FY22

CASH COUNT

In Accordance with LGC §115.0035 and LGC §130.902, Internal Audit conducted an unannounced cash count on February 15, 2022 for all offices. Precinct 1 has a total change fund of $300.

As a result of our cash count, we found no variance at the following locations:

Description	Change Fund	Collections / Receipts	Amount Verified	Variance	Notes
Commissioner's Office	0.00	156.00	156.00	0.00	
Community Center – Willis Rental Deposits	0.00	150.00	150.00	0.00	
Community Center – Montgomery Rental Deposits	0.00	10,000.00	10,000.00	0.00	
Community Center – Dobbin Rental Deposits	0.00	1,800.00	1,800.00	0.00	
Lake Park Rental Fees	300.00	0.00	300.00	0.00	
Total	300.00	12,106.00	12,406.00	0.00	

We appreciate the cooperation of County offices during our review. If you have any questions concerning this report, please do not hesitate to contact me at 936-539-7820.

Performed by: Tracie Longoria

Montgomery County, Texas
Office of the County Auditor
501 North Thompson, Suite 205, Conroe, Texas 77301
P. O. Box 539, Conroe, Texas 77305

Rakesh Pandey, CPA
County Auditor

Angela H. Blocker
1st Assistant County Auditor

DATE: April 1, 2022

TO: Charlie Riley, Commissioner Pct. 2

CC: Joanne Moore, Administrative Manager

FROM: Starla Terry, Internal Audit Supervisor ST

RE: Commissioner Pct. 2 - Cash Count Audit Report for 2nd Quarter FY22

CASH COUNT

In Accordance with LGC §115.0035 and LGC §130.902, Internal Audit conducted an unannounced cash count on March 3, 2022 for all offices.

There were no receipts at the time of our count.

Description	Collections/ Receipts	Amount Verified	Variance	Notes
Commissioner's Office	0.00	0.00	0.00	
Community Center	0.00	0.00	0.00	
Recycle Center	0.00	0.00	0.00	
Total	0.00	0.00	0.00	

We appreciate the cooperation of the county offices during our review. If you have any questions concerning this report, please do not hesitate to contact me at 936-539-7820.

Performed by: Tracie Longoria

Montgomery County, Texas
Office of the County Auditor
501 North Thompson, Suite 205, Conroe, Texas 77301
P. O. Box 539, Conroe, Texas 77305

Rakesh Pandey, CPA
County Auditor

Angela H. Blocker
1st Assistant County Auditor

DATE: April 1, 2022

TO: James L. Noack, Commissioner Pct. 3

CC: Cody Grimes, Manager Projects & Logistics

FROM: Starla Terry, Internal Audit Supervisor

RE: Commissioner Pct. 3 - Cash Count Audit Report for 2nd Quarter FY22

CASH COUNT

In Accordance with LGC §115.0035 and LGC §130.902, Internal Audit conducted an unannounced cash count on March 16, 2022 for the Community Center and March 30, 2022 for all offices. Precinct 3, Recycle Center has a total change fund of $250.

As a result of our cash count, we found no variance at the following locations:

Description	Change Fund	Collections/ Receipts	Amount Verified	Variance	Notes
Commissioner's Office	0.00	3,578.66	3,578.66	0.00	
Community Ctr.- Rental	0.00	750.00	750.00	0.00	
Recycle Center-Drawer #1	100.00	0.00	100.00	0.00	
Recycle Center-Drawer #2	50.00	0.00	50.00	0.00	
Hazardous Waste	100.00	0.00	100.00	0.00	
Deposit	0.00	740.00	740.00	0.00	
Total	250.00	5,068.66	5,318.66	0.00	

We appreciate the cooperation of the county offices during our review. If you have any questions concerning this report, please do not hesitate to contact me at 936-539-7820.

Performed by: Tracie Longoria

Tele: (936) 539-7820•••Fax (936) 788-8390•••Email: Rakesh.Pandey@mctx.org

Montgomery County, Texas
Office of the County Auditor
501 North Thompson, Suite 205, Conroe, Texas 77301
P. O. Box 539, Conroe, Texas 77305

Rakesh Pandey, CPA
County Auditor

Angela H. Blocker
1st Assistant County Auditor

DATE: April 1, 2022

TO: James Metts, Commissioner Pct. 4

FROM: Starla Terry, Internal Audit Supervisor

RE: Commissioner Pct. 4 - Cash Count Audit Report for 2nd Quarter FY22

CASH COUNT

In Accordance with LGC §115.0035 and LGC §130.902, Internal Audit conducted an unannounced cash count on March 1, 2022.

As a result of our cash count, we found no variance at the following locations:

Description	Collections/ Receipts	Amount Verified	Variance	Notes
Culverts	1,100.00	1,100.00	0.00	
Community Centers	0.00	0.00	0.00	
Community Center Deposits-Splendora	9,800.00	9,800.00	0.00	
Total	10,900.00	10,900.00	0.00	

We appreciate the cooperation of your office during our review. If you have any questions concerning this report, please do not hesitate to contact me at 936-539-7820.

Performed by: Tracie Longoria

Tele: (936) 539-7820•••Fax (936) 788-8390•••Email: Rakesh.Pandey@mctx.org

Montgomery County, Texas
Office of the County Auditor
501 North Thompson, Suite 205, Conroe, Texas 77301
P. O. Box 539, Conroe, Texas 77305

Rakesh Pandey, CPA
County Auditor

Angela H. Blocker
1st Assistant County Auditor

DATE: April 1, 2022

TO: Philip Cash, Constable Pct. 1

CC: Sherry McCrorey, Administrative Assistant

FROM: Starla Terry, Internal Audit Supervisor ST

RE: Constable Pct. 1 - Cash Count Audit Report for 2nd Quarter FY22

CASH COUNT

In Accordance with LGC §115.0035 and LGC §130.902, Internal Audit conducted an unannounced cash count on February 15, 2022.

As a result of our cash count, we found no variance.

Description	Collections/ Receipts	Amount Verified	Variance	Notes
Admin. Desk	450.00	450.00	0.00	
	450.00	450.00	0.00	

We appreciate the cooperation of your office during our review. If you have any questions concerning this report, please do not hesitate to contact me at 936-539-7820.

Performed by: Tracie Longoria

Montgomery County, Texas
Office of the County Auditor
501 North Thompson, Suite 205, Conroe, Texas 77301
P. O. Box 539, Conroe, Texas 77305

Rakesh Pandey, CPA
County Auditor

Angela H. Blocker
1st Assistant County Auditor

DATE: April 1, 2022

TO: Gene DeForest, Constable Pct. 2

FROM: Starla Terry, Internal Audit Supervisor

RE: Constable Pct. 2 - Cash Count Audit Report for 2nd Quarter FY22

CASH COUNT

In Accordance with LGC §115.0035 and LGC §130.902, Internal Audit conducted an unannounced cash count on March 23, 2022.

As a result of our cash count, we found no variance.

Description	Collections/ Receipts	Amount Verified	Variance	Notes
Admin. Desk	215.00	215.00	0.00	
Total	215.00	215.00	0.00	

We appreciate the cooperation of your office during our review. If you have any questions concerning this report, please do not hesitate to contact me at 936-539-7820.

Performed by: Tracie Longoria

Tele: (936) 539-7820•••Fax (936) 788-8390•••Email: Rakesh.Pandey@mctx.org

Montgomery County, Texas
Office of the County Auditor
501 North Thompson, Suite 205, Conroe, Texas 77301
P. O. Box 539, Conroe, Texas 77305

Rakesh Pandey, CPA
County Auditor

Angela H. Blocker
1st Assistant County Auditor

DATE: April 1, 2022

TO: Ryan Gable, Constable Pct. 3

CC: Felicity Davis, Administrative Manager

FROM: Starla Terry, Internal Audit Supervisor

RE: Constable Pct. 3 - Cash Count Audit Report for 2nd Quarter FY22

CASH COUNT

In Accordance with LGC §115.0035 and LGC §130.902, Internal Audit conducted an unannounced cash count on March 16, 2022.

As a result of our cash count, we found no variance.

Description	Collections/ Receipts	Amount Verified	Variance	Notes
Admin. Desk	1,778.50	1,778.50	0.00	
Total	1,778.50	1,778.50	0.00	

We appreciate the cooperation of your office during our review. If you have any questions concerning this report, please do not hesitate to contact me at 936-539-7820.

Performed by: Tracie Longoria

Tele: (936) 539-7820•••Fax (936) 788-8390•••Email: Rakesh.Pandey@mctx.org

Montgomery County, Texas
Office of the County Auditor
501 North Thompson, Suite 205, Conroe, Texas 77301
P. O. Box 539, Conroe, Texas 77305

Rakesh Pandey, CPA
County Auditor

Angela H. Blocker
1st Assistant County Auditor

DATE: April 1, 2022

TO: Kenneth "Rowdy" Hayden, Constable Pct. 4

CC: Barry Welch, Chief Deputy

FROM: Starla Terry, Internal Audit Supervisor

RE: Constable Pct. 4 - Cash Count Audit Report for 2nd Quarter FY22

CASH COUNT

In Accordance with LGC §115.0035 and LGC §130.902, Internal Audit conducted an unannounced cash count on March 1, 2022

There were no receipts at the time of our count.

Description	Collections/ Receipts	Amount Verified	Variance	Notes
Admin. Desk	0.00	0.00	0.00	
Total	0.00	0.00	0.00	

We appreciate the cooperation of your office during our review. If you have any questions concerning this report, please do not hesitate to contact me at 936-539-7820.

Performed by: Tracie Longoria

Tele: (936) 539-7820•••Fax (936) 788-8390•••Email: Rakesh.Pandey@mctx.org

Montgomery County, Texas
Office of the County Auditor
501 North Thompson, Suite 205, Conroe, Texas 77301
P. O. Box 539, Conroe, Texas 77305

Rakesh Pandey, CPA
County Auditor

Angela H. Blocker
1st Assistant County Auditor

DATE: April 1, 2022

TO: Chris Jones, Constable Pct. 5

FROM: Starla Terry, Internal Audit Supervisor

RE: Constable Pct. 5 - Cash Count Audit Report for 2nd Quarter FY22

CASH COUNT

In Accordance with LGC §115.0035 and LGC §130.902, Internal Audit conducted an unannounced cash count on March 3, 2022.

There were no receipts at the time of our count.

Description	Collections/ Receipts	Amount Verified	Variance	Notes
Admin. Desk	0.00	0.00	0.00	
Total	0.00	0.00	0.00	

We appreciate the cooperation of your office during our review. If you have any questions concerning this report, please do not hesitate to contact me at 936-539-7820.

Performed by: Tracie Longoria

Montgomery County, Texas
Office of the County Auditor
501 North Thompson, Suite 205, Conroe, Texas 77301
P. O. Box 539, Conroe, Texas 77305

Rakesh Pandey, CPA
County Auditor

Angela H. Blocker
1st Assistant County Auditor

DATE: April 1, 2022

TO: Mark Turnbull, County Clerk

CC: Darin Bailey, Administrative Manager

FROM: Starla Terry, Internal Audit Supervisor

RE: County Clerk - Cash Count Audit Report for 2nd Quarter FY22

CASH COUNT

In Accordance with LGC §115.0035 and LGC §130.902, Internal Audit conducted an unannounced cash count for each County Clerk location. County Clerk has a total change fund of $2,550.

As a result of our cash count, we found no variance at the following locations:

Conroe February 16, 2022	Change Fund	Collections/ Receipts	Amount Verified	Variance	Notes
Vitals #1	75.00	67.00	142.00	0.00	
Vitals #2	75.00	133.00	208.00	0.00	
Vitals #3	75.00	0.00	75.00	0.00	
Research	50.00	1,740.00	1,790.00	0.00	
Bookkeeping	50.00	0.00	50.00	0.00	
Civil Change Bag	50.00	0.00	50.00	0.00	
Recording #1	50.00	0.00	50.00	0.00	
Recording #2	50.00	200.00	250.00	0.00	
Change Bag	1,000.00	0.00	1,000.00	0.00	
Criminal Backup	150.00	0.00	150.00	0.00	
Courts/Criminal #1	225.00	1,986.00	2,211.00	0.00	
4th Floor Probate	100.00	0.00	100.00	0.00	
Receipts	0.00	0.00	0.00	0.00	
Total	1,950.00	4,126.00	6,076.00	0.00	

New Caney March 1, 2022	Change Fund	Collections/ Receipts	Amount Verified	Variance	Notes
Drawer 1	200.00	8.50	208.50	0.00	
Criminal - Receipts	0.00	130.00	130.00	0.00	
Total	200.00	138.50	338.50	0.00	

The Woodlands March 16, 2022	Change Fund	Collections/ Receipts	Amount Verified	Variance	Notes
Drawer #1	100.00	0.00	100.00	0.00	
Drawer #2	100.00	383.50	483.50	0.00	
Change Bag #1	100.00	0.00	100.00	0.00	
Change Bag #2	100.00	0.00	100.00	0.00	
Criminal - Receipts	0.00	0.00	0.00	0.00	
Total	400.00	383.50	783.50	0.00	

We appreciate the cooperation of the county offices during our review. If you have any questions concerning this report, please do not hesitate to contact me at 936-539-7820.

Performed by: Tracie Longoria

Tele: (936) 539-7820•••Fax (936) 788-8390•••Email: Rakesh.Pandey@mctx.org

Montgomery County, Texas
Office of the County Auditor
501 North Thompson, Suite 205, Conroe, Texas 77301
P. O. Box 539, Conroe, Texas 77305

Rakesh Pandey, CPA
County Auditor

Angela H. Blocker
1st Assistant County Auditor

DATE: April 1, 2022

TO: Melisa Miller, District Clerk

CC: Kelsey Kowis, Chief Deputy

FROM: Starla Terry, Internal Audit Supervisor

RE: District Clerk - Cash Count Audit Report for 2nd Quarter FY22

CASH COUNT

In Accordance with LGC §115.0035 and LGC §130.902, Internal Audit conducted an unannounced cash count on February 16, 2022 The District Clerk has a total change fund of $920.

As a result of our cash count, we found no variance.

Description	Change Fund	Collections/ Receipts	Amount Verified	Variance	Notes
File Room Till	230.00	0.00	230.00	0.00	
File Room Till Back-up	230.00	0.00	230.00	0.00	
Central Office	230.00	7,521.42	7,751.42	0.00	
Central Office Back-up	230.00	0.00	230.00	0.00	
Total	920.00	7,521.42	8,441.42	0.00	

We appreciate the cooperation of your office during our review. If you have any questions concerning this report, please do not hesitate to contact me at 936-539-7820.

Performed by: Tracie Longoria

Tele: (936) 539-7820•••Fax (936) 788-8390•••Email: Rakesh.Pandey@mctx.org

Montgomery County, Texas
Office of the County Auditor
501 North Thompson, Suite 205, Conroe, Texas 77301
P. O. Box 539, Conroe, Texas 77305

Rakesh Pandey, CPA
County Auditor

Angela H. Blocker
1st Assistant County Auditor

DATE: April 1, 2022

TO: Judge Kathleen Hamilton, 359th District Court

CC: Susan Wilson, Court Administrator

FROM: Starla Terry, Internal Audit Supervisor

RE: 359th District Court - Cash Count Audit Report for 2nd Quarter FY22

CASH COUNT

In Accordance with LGC §115.0035 and LGC §130.909, Internal Audit conducted a cash count on March 23, 2022. 359th District Court has a petty cash fund of $400.

As a result of our cash count, we found no variance.

Description	Petty Cash	Cash Vouchers	Amount Verified	Variance	Notes
Court Administrator	400.00	0.00	400.00	0.00	
Total	400.00	0.00	400.00	0.00	

We appreciate the cooperation of your office during our review. If you have any questions concerning this report, please do not hesitate to contact me at 936-539-7820.

Performed by: Tracie Longoria

Tele: (936) 539-7820•••Fax (936) 788-8390•••Email: Rakesh.Pandey@mctx.org

Montgomery County, Texas
Office of the County Auditor
501 North Thompson, Suite 205, Conroe, Texas 77301
P. O. Box 539, Conroe, Texas 77305

Rakesh Pandey, CPA
County Auditor

Angela H. Blocker
1st Assistant County Auditor

DATE: April 1, 2022

TO: Christen Arnold, Director

FROM: Starla Terry, Internal Audit Supervisor

RE: Drug & DWI Court - Cash Count Audit Report for 2nd Quarter FY22

CASH COUNT

In Accordance with LGC §115.0035 and LGC §130.902, Internal Audit conducted an unannounced cash count on March 23, 2022. Drug & DWI Court has a total change fund of $400.

As a result of our cash count, we found no variance.

Description	Change Fund	Collections/ Receipts	Amount Verified	Variance	Notes
Cash Drawer #1	100.00	0.00	100.00	0.00	
Cash Drawer #2	100.00	0.00	100.00	0.00	
Cash Drawer #3	100.00	0.00	100.00	0.00	
Cash Drawer #4	100.00	0.00	100.00	0.00	
Deposit	0.00	6,303.00	6,303.00	0.00	
Total	400.00	6,303.00	6,703.00	0.00	

We appreciate the cooperation of your office during our review. If you have any questions concerning this report, please do not hesitate to contact me at 936-539-7820.

Performed by: Tracie Longoria

Tele: (936) 539-7820•••Fax (936) 788-8390•••Email: Rakesh.Pandey@mctx.org

Montgomery County, Texas
Office of the County Auditor
501 North Thompson, Suite 205, Conroe, Texas 77301
P. O. Box 539, Conroe, Texas 77305

Rakesh Pandey, CPA
County Auditor

Angela H. Blocker
1st Assistant County Auditor

DATE: April 1, 2022

TO: Suzie Harvey, Elections Administrator

FROM: Starla Terry, Internal Audit Supervisor

RE: Elections - Cash Count Audit Report for 2nd Quarter FY22

CASH COUNT

In Accordance with LGC §115.0035 and LGC §130.902, Internal Audit conducted an unannounced cash count on March 23, 2022. Elections has a total change fund of $35.

As a result of our cash count, we found no variance.

Description	Change Fund	Collections/ Receipts	Amount Verified	Variance	Notes
Change Box	35.00	0.00	35.00	0.00	
Total	35.00	0.00	35.00	0.00	

We appreciate the cooperation of your office during our review. If you have any questions concerning this report, please do not hesitate to contact me at 936-539-7820.

Performed by: Tracie Longoria

Tele: (936) 539-7820•••Fax (936) 788-8390•••Email: Rakesh.Pandey@mctx.org

Montgomery County, Texas
Office of the County Auditor
501 North Thompson, Suite 205, Conroe, Texas 77301
P. O. Box 539, Conroe, Texas 77305

Rakesh Pandey, CPA
County Auditor

Angela H. Blocker
1st Assistant County Auditor

DATE: April 1, 2022

TO: Jeff Johnson, County Engineer

CC: Lori Bass, Administrative Assistant

FROM: Starla Terry, Internal Audit Supervisor

RE: Engineering - Cash Count Audit Report for 2nd Quarter FY22

CASH COUNT

In Accordance with LGC §115.0035 and LGC §130.902, Internal Audit conducted an unannounced cash count on February 15, 2022.

There were no receipts at the time of our count.

Description	Collections/ Receipts	Amount Verified	Variance	Notes
Admin. Desk	0.00	0.00	0.00	
Total	0.00	0.00	0.00	

We appreciate the cooperation of your office during our review. If you have any questions concerning this report, please do not hesitate to contact me at 936-539-7820.

Performed by: Tracie Longoria

Tele: (936) 539-7820•••Fax (936) 788-8390•••Email: Rakesh.Pandey@mctx.org

Montgomery County, Texas
Office of the County Auditor
501 North Thompson, Suite 205, Conroe, Texas 77301
P. O. Box 539, Conroe, Texas 77305

Rakesh Pandey, CPA
County Auditor

Angela H. Blocker
1st Assistant County Auditor

DATE: April 1, 2022

TO: Jimmy Williams, Fire Marshal

CC: Jennifer Janes, Administration

FROM: Starla Terry, Internal Audit Supervisor

RE: Fire Marshal - Cash Count Audit Report for 2nd Quarter FY22

CASH COUNT

In Accordance with LGC §115.0035 and LGC §130.902, Internal Audit conducted an unannounced cash count on February 15, 2022.

As a result of our cash count, we found the following variance.

Description	Collections/ Receipts	Amount Verified	Variance	Notes
Front Desk	400.00	0.00	400.00	1
Total	400.00	0.00	400.00	

Note 1: The overage is for payment just received upon our arrival. Therefore, the supervisor hadn't receipted in the system yet.

We appreciate the cooperation of your office during our review. If you have any questions concerning this report, please do not hesitate to contact me at 936-539-7820.

Performed by: Tracie Longoria

Montgomery County, Texas
Office of the County Auditor
501 North Thompson, Suite 205, Conroe, Texas 77301
P. O. Box 539, Conroe, Texas 77305

Rakesh Pandey, CPA
County Auditor

Angela H. Blocker
1st Assistant County Auditor

DATE: April 1, 2022

TO: Dr. Kathryn Pinneri, Director

CC: Heather Reyes, Administrative Manager

FROM: Starla Terry, Internal Audit Supervisor

RE: Forensics - Cash Count Audit Report for 2nd Quarter FY22

CASH COUNT

In Accordance with LGC §115.0035 and LGC §130.902, Internal Audit conducted an unannounced cash count on March 23, 2022.

As a result of our cash count, we found no variance.

Description	Collections/ Receipts	Amount Verified	Variance	Notes
Front Desk	68.70	68.70	0.00	
Total	68.70	68.70	0.00	

We appreciate the cooperation of your office during our review. If you have any questions concerning this report, please do not hesitate to contact me at 936-539-7820.

Performed by: Tracie Longoria

Tele: (936) 539-7820•••Fax (936) 788-8390•••Email: Rakesh.Pandey@mctx.org

Montgomery County, Texas
Office of the County Auditor
501 North Thompson, Suite 205, Conroe, Texas 77301
P. O. Box 539, Conroe, Texas 77305

Rakesh Pandey, CPA
County Auditor

Angela H. Blocker
1st Assistant County Auditor

DATE: April 1, 2022

TO: Judge Wayne Mack, Justice of the Peace, Pct. 1

CC: Kim Wilson, Administrative Manager
Brandie Lopez, Administrative Manager

FROM: Starla Terry, Internal Audit Supervisor ST

RE: Justice of the Peace, Pct. 1 - Cash Count Audit Report for 2nd Quarter FY22

CASH COUNT

In Accordance with LGC §115.0035 and LGC §130.902, Internal Audit conducted an unannounced cash count at each location. Justice of the Peace Precinct 1 has a total change fund of $600.

As a result of our cash count, we found no variance at the following locations:

Willis February 15, 2022	Change Fund	Collections/ Receipts	Amount Verified	Variance	Notes
Desk #1	100.00	917.00	1,017.00	0.00	
Desk #2	100.00	2,733.00	2,833.00	0.00	
Desk #3	100.00	0.00	100.00	0.00	
Change Bag	100.00	0.00	100.00	0.00	
Deposit	0.00	0.00	0.00	0.00	
Total	400.00	3,650.00	4,050.00	0.00	

Montgomery February 15, 2022	Change Fund	Collections/ Receipts	Amount Verified	Variance	Notes
Desk #1	100.00	0.00	100.00	0.00	
Desk #2	100.00	145.00	245.00	0.00	
Total	200.00	145.00	345.00	0.00	

We appreciate the cooperation of the county offices during our review. If you have any questions concerning this report, please do not hesitate to contact me at 936-539-7820.

Performed by: Tracie Longoria

Montgomery County, Texas
Office of the County Auditor
501 North Thompson, Suite 205, Conroe, Texas 77301
P. O. Box 539, Conroe, Texas 77305

Rakesh Pandey, CPA
County Auditor

Angela H. Blocker
1st Assistant County Auditor

DATE: April 1, 2022

TO: Judge G. Trey Spikes, Justice of the Peace, Pct. 2

CC: Anna Medina, Administrative Manager

FROM: Starla Terry, Internal Audit Supervisor

RE: Justice of the Peace, Pct. 2 - Cash Count Audit Report for 2nd Quarter FY22

CASH COUNT

In Accordance with LGC §115.0035 and LGC §130.902, Internal Audit conducted an unannounced cash count on March 23, 2022. Justice of the Peace Precinct 2 has a total change fund of $500.

As a result of our cash count, we found no variance.

Description	Change Fund	Collections/ Receipts	Amount Verified	Variance	Notes
Drawer #1	100.00	463.00	563.00	0.00	
Drawer #2	100.00	274.00	374.00	0.00	
Drawer #3	100.00	0.00	100.00	0.00	
Change Bag	200.00	0.00	200.00	0.00	
Total	500.00	737.00	1,237.00	0.00	

We appreciate the cooperation of your office during our review. If you have any questions concerning this report, please do not hesitate to contact me at 936-539-7820.

Performed by: Tracie Longoria

Montgomery County, Texas
Office of the County Auditor
501 North Thompson, Suite 205, Conroe, Texas 77301
P. O. Box 539, Conroe, Texas 77305

Rakesh Pandey, CPA
County Auditor

Angela H. Blocker
1st Assistant County Auditor

DATE: April 1, 2022

TO: Judge Matt Beasley, Justice of the Peace, Pct. 3

CC: Tiffany Hartin, Administrative Manager

FROM: Starla Terry, Internal Audit Supervisor

RE: Justice of the Peace, Pct. 3 - Cash Count Audit Report for 2nd Quarter FY22

CASH COUNT

In Accordance with LGC §115.0035 and LGC §130.902, Internal Audit conducted an unannounced cash count on March 16, 2022. Justice of the Peace Precinct 3 has a total change fund of $1,400.

As a result of our cash count, we found no variance.

Description	Change Fund	Collections/ Receipts	Amount Verified	Variance	Notes
Drawer #1	150.00	0.00	150.00	0.00	
Drawer #2	150.00	100.00	250.00	0.00	
Drawer #3	150.00	283.00	433.00	0.00	
Drawer #4	150.00	0.00	150.00	0.00	
Drawer #5	150.00	387.00	537.00	0.00	
Drawer #6	150.00	0.00	150.00	0.00	
Drawer #7	150.00	0.00	150.00	0.00	
Drawer #8	150.00	0.00	150.00	0.00	
Change Drawer	200.00	0.00	200.00	0.00	
Deposits	0.00	16,623.25	16,623.25	0.00	
Total	1,400.00	17,393.25	18,793.25	0.00	

We appreciate the cooperation of your office during our review. If you have any questions concerning this report, please do not hesitate to contact me at 936-539-7820.

Performed by: Tracie Longoria

Montgomery County, Texas
Office of the County Auditor
501 North Thompson, Suite 205, Conroe, Texas 77301
P. O. Box 539, Conroe, Texas 77305

Rakesh Pandey, CPA
County Auditor

Angela H. Blocker
1st Assistant County Auditor

DATE: April 1, 2022

TO: Judge Jason Dunn, Justice of the Peace, Pct. 4

CC: Victoria Thornton, Administrative Manager

FROM: Starla Terry, Internal Audit Supervisor

RE: Justice of the Peace, Pct. 4 - Cash Count Audit Report for 2nd Quarter FY22

CASH COUNT

In Accordance with LGC §115.0035 and LGC §130.902, Internal Audit conducted an unannounced cash count on March 1, 2022. Justice of the Peace Precinct 4 has a total change fund of $950.

As a result of our cash count, we found no variance.

Description	Change Fund	Collections/ Receipts	Amount Verified	Variance	Notes
Drawer #1	150.00	145.00	295.00	0.00	
Drawer #2	150.00	0.00	150.00	0.00	
Drawer #3	150.00	1,500.00	1,650.00	0.00	
Drawer #4	150.00	0.00	150.00	0.00	
Drawer #5	150.00	0.00	150.00	0.00	
Change Bag	200.00	0.00	200.00	0.00	
Total	950.00	1,645.00	2,595.00	0.00	

We appreciate the cooperation of your office during our review. If you have any questions concerning this report, please do not hesitate to contact me at 936-539-7820.

Performed by: Tracie Longoria

Montgomery County, Texas
Office of the County Auditor
501 North Thompson, Suite 205, Conroe, Texas 77301
P. O. Box 539, Conroe, Texas 77305

Rakesh Pandey, CPA
County Auditor

Angela H. Blocker
1st Assistant County Auditor

DATE: April 1, 2022

TO: Judge Matt Masden, Justice of the Peace, Pct. 5

CC: Evelyn Butler, Administrative Manager

FROM: Starla Terry, Internal Audit Supervisor

RE: Justice of the Peace, Pct. 5 - Cash Count Audit Report for 2nd Quarter FY22

CASH COUNT

In Accordance with LGC §115.0035 and LGC §130.902, Internal Audit conducted an unannounced cash count on March 3, 2022. Justice of the Peace Precinct 5 has a total change fund of $600.

As a result of our cash count, we found the following variance.

Description	Change Fund	Collections/ Receipts	Amount Verified	Variance	Notes
Drawer1	100.00	0.00	100.01	0.01	1
Drawer2	100.00	2,369.00	2,469.00	0.00	
Drawer3	100.00	13.00	113.00	0.00	
Drawer4	100.00	0.00	100.00	0.00	
Drawer5	100.00	0.00	100.00	0.00	
Drawer6	100.00	0.00	100.00	0.00	
Deposit	0.00	3,073.00	3,073.00	0.00	
Total	600.00	5,455.00	6,055.01	0.01	

Note 1: Unknown overage.

We appreciate the cooperation of your office during our review. If you have any questions concerning this report, please do not hesitate to contact me at 936-539-7820.

Performed by: Tracie Longoria

Montgomery County, Texas
Office of the County Auditor
501 North Thompson, Suite 205, Conroe, Texas 77301
P. O. Box 539, Conroe, Texas 77305

Rakesh Pandey, CPA
County Auditor

Angela H. Blocker
1st Assistant County Auditor

DATE: April 1, 2022

TO: Bruce Gusler, Director

CC: Kara Evans, Administrative Manager

FROM: Starla Terry, Internal Audit Supervisor

RE: Juvenile Justice Center - Cash Count Audit Report for 2nd Quarter FY22

CASH COUNT

In Accordance with LGC §115.0035 and LGC §130.909, Internal Audit conducted an unannounced cash count on March 23, 2022. Juvenile has a petty cash fund of $500.

As a result of our cash count, we found no variance.

Description	Petty Cash	Cash Vouchers	Amount Verified	Variance	Notes
Admin. Desk	500.00	0.00	500.00	0.00	
Total	500.00	0.00	500.00	0.00	

We appreciate the cooperation of your office during our review. If you have any questions concerning this report, please do not hesitate to contact me at 936-539-7820.

Performed by: Tracie Longoria

Montgomery County, Texas
Office of the County Auditor
501 North Thompson, Suite 205, Conroe, Texas 77301
P. O. Box 539, Conroe, Texas 77305

Rakesh Pandey, CPA
County Auditor

Angela H. Blocker
1st Assistant County Auditor

DATE: April 1, 2022

TO: Jason Millsaps, Chief of Staff

FROM: Starla Terry, Internal Audit Supervisor

RE: Law Library - Cash Count Audit Report for 2nd Quarter FY22

CASH COUNT

In Accordance with LGC §115.0035 and LGC §130.902, Internal Audit conducted an unannounced cash count on February 15, 2022. The Law Library has a total change fund of $25.

As a result of our cash count, we found the following variance.

Description	Change Fund	Collections/ Receipts	Amount Verified	Variance	Notes
Front Desk	25.00	52.75	80.00	2.25	1
Deposit	0.00	182.55	182.55	0.00	
Total	25.00	235.30	262.55	2.25	

Note 1: Unknown overage.

We appreciate the cooperation of your office during our review. If you have any questions concerning this report, please do not hesitate to contact me at 936-539-7820.

Performed by: Tracie Longoria

Tele: (936) 539-7820•••Fax (936) 788-8390•••Email: Rakesh.Pandey@mctx.org

Montgomery County, Texas
Office of the County Auditor
501 North Thompson, Suite 205, Conroe, Texas 77301
P. O. Box 539, Conroe, Texas 77305

Rakesh Pandey, CPA
County Auditor

Angela H. Blocker
1st Assistant County Auditor

DATE: April 1, 2022

TO: Terri Strozier, Director

FROM: Starla Terry, Internal Audit Supervisor

RE: Lone Star Convention Center - Cash Count Audit Report for 2nd Quarter FY22

CASH COUNT

In Accordance with LGC §115.0035 and LGC §130.902, Internal Audit conducted an unannounced cash count on March 23, 2022.

As a result of our cash count, we found no variance.

Description	Collections/ Receipts	Amount Verified	Variance	Notes
Admin. Desk	23,653.82	23,653.82	0.00	
Total	23,653.82	23,653.82	0.00	

We appreciate the cooperation of your office during our review. If you have any questions concerning this report, please do not hesitate to contact me at 936-539-7820.

Performed by: Tracie Longoria

Tele: (936) 539-7820•••Fax (936) 788-8390•••Email: Rakesh.Pandey@mctx.org

Montgomery County, Texas
Office of the County Auditor
501 North Thompson, Suite 205, Conroe, Texas 77301
P. O. Box 539, Conroe, Texas 77305

Rakesh Pandey, CPA
County Auditor

Angela H. Blocker
1st Assistant County Auditor

DATE: April 1, 2022

TO: Jerilynn Williams, Director

FROM: Starla Terry, Internal Audit Supervisor

RE: Memorial Library System - Cash Count Audit Report for 2nd Quarter FY22

CASH COUNT

In Accordance with LGC §115.0035 and LGC §130.902, Internal Audit conducted an unannounced cash count for each Library branch location. The Memorial Library System has a total change fund of $700.

As a result of our cash count, we found no variance at the following locations:

Central March 23, 2022	Change Fund	Collections/ Receipts	Amount Verified	Variance	Notes
Front Desk	50.00	0.00	50.00	0.00	
Change Bag	50.00	0.00	50.00	0.00	
Deposit	0.00	101.30	101.30	0.00	
Total	100.00	101.30	201.30	0.00	

R. F. Meador February 15, 2022	Change Fund	Collections/ Receipts	Amount Verified	Variance	Notes
Front Desk	50.00	2.00	52.00	0.00	
Change Bag	50.00	0.00	50.00	0.00	
Deposit	0.00	4.80	4.80	0.00	
Total	100.00	6.80	106.80	0.00	

Mitchell March 30, 2022	Change Fund	Collections/ Receipts	Amount Verified	Variance	Notes
Front Desk	50.00	0.00	50.00	0.00	
Change Bag	50.00	0.00	50.00	0.00	
Deposit	0.00	144.55	144.55	0.00	
Total	100.00	144.55	244.55	0.00	

Purvis March 3,2022	Change Fund	Collections/ Receipts	Amount Verified	Variance	Notes
Front Desk	50.00	0.00	50.00	0.00	
Change Bag	50.00	0.00	50.00	0.00	
Deposit	0.00	.60	.60	0.00	
Total	100.00	.60	100.60	0.00	

South Regional March 30, 2022	Change Fund	Collections/ Receipts	Amount Verified	Variance	Notes
Front Desk	50.00	58.40	108.40	0.00	
Change Bag	50.00	0.00	50.00	0.00	
Deposit	0.00	0.00	0.00	0.00	
Total	100.00	58.40	158.40	0.00	

Stewart February 15, 2022	Change Fund	Collections/ Receipts	Amount Verified	Variance	Notes
Front Desk	50.00	0.00	50.00	0.00	
Change Bag	50.00	0.00	50.00	0.00	
Deposit	0.00	3.80	3.80	0.00	
Total	100.00	3.80	103.80	0.00	

R.B. Tullis March 1, 2022	Change Fund	Collections/ Receipts	Amount Verified	Variance	Notes
Front Desk	50.00	2.00	52.00	0.00	
Change Bag	50.00	0.00	50.00	0.00	
Deposit	115.21	0.00	115.21	0.00	
Total	215.21	2.00	217.21	0.00	

We appreciate the cooperation of the county offices during our review. If you have any questions concerning this report, please do not hesitate to contact me at 936-539-7820.

Performed by: Tracie Longoria

Tele: (936) 539-7820•••Fax (936) 788-8390•••Email: Rakesh.Pandey@mctx.org

Montgomery County, Texas
Office of the County Auditor
501 North Thompson, Suite 205, Conroe, Texas 77301
P. O. Box 539, Conroe, Texas 77305

Rakesh Pandey, CPA
County Auditor

Angela H. Blocker
1st Assistant County Auditor

DATE: April 1, 2022

TO: James Muschenheim, Director

CC: Aundrea Lindsey, Administrative Manager

FROM: Starla Terry, Internal Audit Supervisor

RE: Permits - Cash Count Audit Report for 2nd Quarter FY22

CASH COUNT

In Accordance with LGC §115.0035 and LGC §130.902, Internal Audit conducted an unannounced cash count on February 22, 2022.

There were no receipts at the time of our count.

Description	Collections/ Receipts	Amount Verified	Variance	Notes
Building/Fire/Septic/Health	0.00	0.00	0.00	
Total	0.00	0.00	0.00	

We appreciate the cooperation of your office during our review. If you have any questions concerning this report, please do not hesitate to contact me at 936-539-7820.

Performed by: Tracie Longoria

Montgomery County, Texas
Office of the County Auditor
501 North Thompson, Suite 205, Conroe, Texas 77301
P. O. Box 539, Conroe, Texas 77305

Rakesh Pandey, CPA
County Auditor

Angela H. Blocker
1st Assistant County Auditor

DATE: April 1, 2022

TO: Rand Henderson, Sheriff

CC: Carol Shipman, Finance Manager

FROM: Starla Terry, Internal Audit Supervisor

RE: Sheriff's Office - Cash Count Audit Report for 2nd Quarter FY22

CASH COUNT

In Accordance with LGC §115.0035 and LGC §130.904, Internal Audit conducted an unannounced cash count on March 23, 2022.

There were no receipts at the time of our count.

Description	Collections/ Receipts	Amount Verified	Variance	Notes
Alarms	0.00	0.00	0.00	
Bond Fees	0.00	0.00	0.00	
Total	0.00	0.00	0.00	

We appreciate the cooperation of your office during our review. If you have any questions concerning this report, please do not hesitate to contact me at 936-539-7820.

Performed by: Tracie Longoria

Tele: (936) 539-7820•••Fax (936) 788-8390•••Email: Rakesh.Pandey@mctx.org

Montgomery County, Texas
Office of the County Auditor
501 North Thompson, Suite 205, Conroe, Texas 77301
P. O. Box 539, Conroe, Texas 77305

Rakesh Pandey, CPA
County Auditor

Angela H. Blocker
1st Assistant County Auditor

DATE: April 1, 2022

TO: Tammy J. McRae, Tax Assessor/Collector

FROM: Starla Terry, Internal Audit Supervisor

RE: Tax Office - Cash Count Audit Report for 2nd Quarter FY22

CASH COUNT

In Accordance with LGC §115.0035 and LGC §130.902, Internal Audit conducted an unannounced cash count at each of the Tax Assessor/Collector's locations. The Tax office has a total change fund of $14,600.

As a result of our cash count, we found no variance at the following locations:

Conroe February 14, 2022	Change Fund	Collections/ Receipts	Amount Verified	Variance	Notes
Drawer # 200	150.00	0.00	150.00	0.00	
Drawer # 300	150.00	0.00	150.00	0.00	
Drawer # 301	150.00	0.00	150.00	0.00	
Drawer # 303	150.00	5,167.27	5,317.27	0.00	
Drawer # 305	150.00	208.00	358.00	0.00	
Drawer # 306	150.00	14,984.04	15,134.04	0.00	
Drawer # 307	150.00	0.00	150.00	0.00	
Drawer # 308	150.00	3,126.34	3,276.34	0.00	
Drawer # 314	150.00	1,897.38	2,047.38	0.00	
Drawer # 316	150.00	787.00	937.00	0.00	
Extra # 326	150.00	0.00	150.00	0.00	
Extra # 327	150.00	892.42	1,042.42	0.00	
Extra # 328	150.00	249.75	399.75	0.00	
Extra # 329	150.00	1,884.57	2,034.57	0.00	
Extra – Research	150.00	0.00	150.00	0.00	
Extra – A	150.00	0.00	150.00	0.00	
Extra – B	150.00	0.00	150.00	0.00	
Extra – C	150.00	0.00	150.00	0.00	
Extra – D	150.00	0.00	150.00	0.00	
Extra – E	150.00	0.00	150.00	0.00	
Change Box	1,750.00	0.00	1,750.00	0.00	
Change Box	3,000.00	0.00	3,000.00	0.00	
Total	7,750.00	29,196.77	39,946.77	0.00	

Tele: (936) 539-7820•••Fax (936) 788-8390•••Email: Rakesh.Pandey@mctx.org

Magnolia March 3, 2022	Change Fund	Collections/ Receipts	Amount Verified	Variance	Notes
Drawer #002	150.00	885.25	1,035.25	0.00	
Drawer #102	150.00	0.00	150.00	0.00	
Drawer #202	150.00	480.50	630.50	0.00	
Drawer #252	150.00	2,594.10	2,744.10	0.00	
Drawer #340	150.00	309.50	459.50	0.00	
Change Box	800.00	0.00	800.00	0.00	
Deposits	0.00	21,624.71	21,624.71	0.00	
Total	1,550.00	25,894.06	27,444.06	0.00	

Montgomery February 15, 2022	Change Fund	Collections/ Receipts	Amount Verified	Variance	Notes
Drawer #204	150.00	0.00	150.00	0.00	
Drawer #104	150.00	601.75	751.75	0.00	
Drawer #004	150.00	8,340.84	8,490.84	0.00	
Change Box	300.00	0.00	300.00	0.00	
Deposits	0.00	3,703.35	3,703.35	0.00	
Total	750.00	12,645.94	13,395.94	0.00	

The Woodlands March 16, 2022	Change Fund	Collections / Receipts	Amount Verified	Variance	Notes
Drawer # 003	150.00	1,266.84	1,416.84	0.00	
Drawer # 103	150.00	0.00	150.00	0.00	
Drawer # 203	150.00	1,049.25	1,199.25	0.00	
Drawer # 253	150.00	317.65	467.65	0.00	
Drawer # 312	150.00	195.00	345.00	0.00	
Drawer # 313	150.00	80.55	230.55	0.00	
Drawer # 320	150.00	149.50	299.50	0.00	
Extra # 321	150.00	752.25	902.25	0.00	
Extra # 322	150.00	0.00	150.00	0.00	
Extra # 376	150.00	0.00	150.00	0.00	
Change Box	1,000.00	0.00	1,000.00	0.00	
Deposits	0.00	4,540.31	4,540.31	0.00	
Total	2,500.00	8,351.35	10,851.35	0.00	

Tele: (936) 539-7820•••Fax (936) 788-8390•••Email: Rakesh.Pandey@mctx.org

As a result of our cash count, we found the following variance at this location:

New Caney March 1, 2022	Change Fund	Collections/ Receipts	Amount Verified	Variance	Notes
Drawer #001	150.00	1,205.75	1,355.75	0.00	
Drawer #101	150.00	723.90	873.90	0.00	
Drawer #201	150.00	1,204.15	1,354.15	0.00	
Drawer #251	150.00	718.98	868.98	0.00	
Drawer #310	150.00	724.00	873.75	-0.25	1
Drawer #311	150.00	2,076.61	2,226.61	0.00	
Drawer #336	150.00	0.00	150.00	0.00	
Change Box	1,000.00	0.00	1,000.00	0.00	
Deposits	0.00	0.00	0.00	0.00	
Total	2,050.00	6,653.39	8,703.14	-0.25	

Note 1: A roll of quarters was short twenty-five cents. The supervisor stated she will contact the Central office to notify the bank of the discrepancy.

We appreciate the cooperation of the county offices during our review. If you have any questions concerning this report, please do not hesitate to contact me at 936-539-7820.

Performed by: Tracie Longoria & Stacey Wilson

Tele: (936) 539-7820•••Fax (936) 788-8390•••Email: Rakesh.Pandey@mctx.org

Montgomery County, Texas
Office of the County Auditor
501 North Thompson, Suite 205, Conroe, Texas 77301
P. O. Box 539, Conroe, Texas 77305

Rakesh Pandey, CPA
County Auditor

Angela H. Blocker
1st Assistant County Auditor

Date: April 1, 2022

To: Melanie Bush, County Treasurer

From: Starla Terry, Internal Audit Supervisor

Re: Treasurer - Cash Count Audit Report for 2nd Quarter FY22

CASH COUNT

In Accordance with LGC §115.0035 and LGC §130.902, Internal Audit conducted an unannounced cash count on March 15, 2022.

As a result of our cash count, we found no variance.

Description	Collections/ Receipts	Amount Verified	Variance	Notes
General Fund	252,728.40	252,728.40	0.00	
Road & Bridge	0.00	0.00	0.00	
Juvenile	0.00	0.00	0.00	
State Fees	0.00	0.00	0.00	
Law Library	0.00	0.00	0.00	
Donations	0.00	0.00	0.00	
Deposits	0.00	0.00	0.00	
Total	252,728.40	252728.40	0.00	

We appreciate the cooperation of your office during our review. If you have any questions concerning this report, please do not hesitate to contact me at 936-539-7820.

Performed by: Tracie Longoria

Tele: (936) 539-7820•••Fax (936) 788-8390•••Email: Rakesh.Pandey@mctx.org

Montgomery County, Texas
Office of the County Auditor
501 North Thompson, Suite 205, Conroe, Texas 77301
P. O. Box 539, Conroe, Texas 77305

Rakesh Pandey, CPA
County Auditor

Angela H. Blocker
1st Assistant County Auditor

Date: April 19, 2022

To: Rakesh Pandey, CPA, County Auditor

From: Janet L. Browning, CIA, CFE, Internal Audit Manager

Re: Commissioners Court April 26, 2022 Meeting Submission for Consent Agenda

---

Consider and accept the following completed audit:

- Inherent Risk Assessment, Constable Precinct 1 March 22, 2022

Tele: (936) 539-7820•••Fax (936) 788-8390•••Email: Rakesh.Pandey@mctx.org

OFFICE OF COUNTY AUDITOR
INHERENT RISK ASSESSMENT REPORT

Constable - Precinct 1
March 22, 2022

Audit Staff

Rakesh Pandey, County Auditor, CPA
Janet Browning, Internal Audit Manager, CIA, CFE
Johnia Henderson, Internal Audit Lead

Montgomery County, Texas
Office of the County Auditor
501 North Thompson, Suite 205, Conroe, Texas 77301
P. O. Box 539, Conroe, Texas 77305

Rakesh Pandey
County Auditor

Angela H. Blocker
1st Assistant County Auditor

Date: April 26, 2022

To: Commissioner's Court

From: Rakesh Pandey, County Auditor, CPA
Janet Browning, Internal Audit Manager, CIA, CFE

Re: Inherent Risk Assessment Report – Constable - Precinct 1

The Auditor's Office completed a Risk Assessment of the Constable - Precinct 1 in March 2022. Risk Assessments identify the inherent risks associated with processes and procedures handled within the County offices/departments.

As part of the County Auditor's commitment to ensuring the development of a formal Risk Assessment Program across the County, the results of such efforts will also be included in the development of future annual audit plans. Assessing the risk helps management focus their efforts on identifying and mitigating the highest risk areas. Because management control is not a factor in determining the level of inherent risk, a high degree of inherent risk does not indicate poor management or the absence of controls.

This is the first risk assessment of the Constable - Precinct 1

INTRODUCTION TO THE RISK ASSESSMENT REPORT FORMAT

What is Risk Assessment?
Risk assessment is the systematic process of identifying and evaluating the potential risks that may occur in a business process.

How does the Risk Assessment process work?
The risk assessment process includes three steps: data gathering; identification of business process, risk and controls; and inherent risk rating. In data gathering, Internal Audit ("Audit") collects information about the functional area under review to gain an understanding of its objectives, operations, processes and procedures. Audit identifies the business processes in place, the inherent risks for each business process, and the internal control implemented by management. In the last step, Audit rates the risks identified for the business processes by evaluating them based on risk factors and assigning risk ratings.

How are the risk ratings calculated?
The risks associated with each business process is described and valued based on likelihood and impact. Likelihood is the probability the risk will occur, whereas impact is the severity of consequences resulting from a breakdown in the process and/or controls if the risk were to occur. When evaluating impact, risk factors include Operations (effectiveness and efficiency) and Compliance (laws and regulations).

In order to obtain a risk rating for the business processes, a numeric value is assigned for likelihood and impact. Risk likelihood was rated on a five-level scale from "1" for very low (remote) to "5" for very high and risk impact was rated on a five-level scale from "A" for insignificant to "E" for catastrophic. The values are plotted on the Risk Rating Matrix to determine the risk rating for the individual business processes.

How is this report used by the Auditor's Office?
Audit uses the risk assessment to help develop the audit plan across all County departments. The audit plan will then be tailored to prioritize testing of higher risk areas to ensure proper oversight and review.

How can this report be used by County Management?
This report is intended to help management focus their efforts on identifying and mitigating the highest risk areas. This includes the distribution of personnel, implementation of internal controls, and allocation of budget resources.

EXECUTIVE SUMMARY

Purpose

In fiscal year 2019, The Montgomery County Auditor's Office (MCAO) began transitioning to a risk-based method of internal auditing. Under this method, audit activity is directed toward the higher risk areas first. To determine which County offices/departments pose the greatest risk, Audit ranked key departments based on dollar volume. From this ranking, risk assessments will be performed and the results will be included in the development of future annual audit plans.

Risk assessments address the risks associated with the processes and activities handled by the County office/department under review. It requires Audit to gain an understanding of the business objectives, flow of operations, business processes, inherent risks, and the system of internal controls implemented by management. There are three types of risks typically identified and evaluated during a risk assessment:

- Inherent Risk – The risk to an organization in the absence of any actions management might take to alter either the risk's probability or impact (the risks intrinsic to the entity's objectives if no internal controls are implemented).
- Control Risk – The risk that management controls are not efficiently designed or effectively implemented, preventing the organization from meeting its objective and protecting its assets.
- Residual Risk – The risk that remains after management has responded to the risk by implementing controls.

For County offices/departments, Audit will only be rating the inherent risks during the initial risk assessment. From this, a formal audit plan will be developed which will address the higher risk areas first. It should be noted, a new countywide ERP system was implemented using a phased approach, with phases 1 and 2 currently live, and phases 3 and 4 estimated to go into operations in FY 2022. Going forward, Audit will update and adjust the audit plan accordingly.

Scope

This risk assessment covered the operations of the Constable – Precinct 1 ("Precinct 1") and was limited to the business processes and controls that were in place during the time the risk assessment was being performed.

This is the first risk assessment of Precinct 1. The Mission Statement of Precinct 1 states they are, "...dedicated to improving the quality of life in our community by creating a safe environment in partnership with the citizens we serve. We act with integrity to reduce fear and crime. We adhere to the U.S. Constitution to enforce the laws to better provide a safe environment and to preserve the peace. We will provide the community with the highest quality of law enforcement services for the reduction and eradication of criminal activities and other conditions that have a detrimental impact on the safety and quality of life within our community." [1]

[1] https://www.mctx.org/departments/departments_a_-_c/constables/about_us.php

Methodology
The risk assessment process was performed in three phases: data gathering; identification of business processes, risks and controls; and risk rating. The following provides a brief overview of each phase:

- Data Gathering – Information collected and analyzed about the County office/department under review in order to gain an understanding of its business objectives and operations.
- Identification of Business Processes, Risks and Controls – Determine what business processes are in place, the internal controls implemented by management to mitigate risks, and the inherent risks associated with the processes.
- Risk Rating – Evaluate the inherent risks and assign risk ratings to the business processes under review.

High Risk Areas
Audit rated the risks inherent to the business processes handled by Precinct 1 on a four-level scale from low to extreme. To provide visibility into the business processes posing the greatest risk to Precinct 1, an average risk rating was calculated for each business process. A summary of the average risk ratings for the business processes is presented in graph form on page 11 of this report. Eight business processes were evaluated in terms of inherent risk and are noted below:

Business Process	Risk Rating
Civil / Patrol Division – Duties and Responsibilities	Medium
General Manual of Operation – Duties and Responsibilities	Low
Marine Division – Duties and Responsibilities	Low
Mental Health/CIT – Duties and Responsibilities	Medium
Personnel Duties	Low
Recordkeeping, Compensation, and Financial Transactions	Low
Service of Process	Low
State Agencies – Duties and Responsibilities	Low

Overall, Precinct 1's inherent risk average as a department is low.

Because management control is not a factor in determining the level of inherent risk, a high degree of inherent risk does not indicate poor management or the absence of controls. Assessing the risk level is a method to help management focus their efforts on identifying and mitigating the highest risk areas. A formal audit plan will be developed in the future and will address the risk levels from the initial risk assessment. The audit plan will include testing the higher risk areas noted within this report in order to gain assurance of efficient and effective mitigating controls.

DETAILED REPORT

Audit performed a risk assessment of the inherent risks associated with Montgomery County Precinct 1 operations in the following three phases:

Data Gathering

In order to perform an accurate and thorough risk assessment, the first step was becoming familiar with the nature of the department's business activities. To begin this process, Audit requested, reviewed, and/or analyzed the following documents from Precinct 1:

1. Comprehensive Annual Financial Reports FY2020
2. Policies and Procedures:
    a. Civil / Patrol Division Standard Operation Policy
    b. General Manual of Operation
    c. Marine Division Standard Operation Policy
    d. Mental Health / CIT Division Standard Operation Policy
    e. Detective Division Standard Operation Policy
3. Montgomery County Employee Policy Manual
4. 2018 Guide to Texas Laws for County Officials (Constable)
5. Information available through the MCTX.Org for Precinct 1:
    a. Mission Statement
    b. Divisions

In addition to the documents noted above, Audit reviewed Texas statutes pertaining to Precinct 1 and applicable Local Government Codes.

The opening conference included Precinct 1's Chief, Administrative Assistant I, and Clerk and the Internal Audit Risk Assessment team. Audit provided an initial meeting packet that included a high level explanation of the risk assessment process, the general reporting process, and a timeline of the risk assessment project from beginning to end.

Identification of Business Process, Risks and Controls

Business Process
A business process can be defined as a group of interrelated activities or tasks that are initiated to accomplish a specific organizational goal. In the context of a risk assessment, business processes include the basic activities used to support operations. Business processes were identified from statutes, local government codes, available policies and procedures, and discussions. Audit consulted auditing standards for internal and governmental auditors, as well as technical guidance for implementing risk assessments, as needed.

Risks and Controls
Inherent risks are those risks that exist in the absence of any actions management might take to mitigate either the risk's probability or impact. In a collaborative exercise with Precinct 1, the potential risks and mitigating controls of each business process were identified with a focus on *"what could go wrong in the absence of a control"* resulting in either the failure to meet objectives or in a loss of County funds. Although Audit reviewed controls for reasonableness, the controls were not audited or otherwise validated through audit procedures. Because management control is not a factor in determining the level of inherent risk, a high degree of inherent risk does not indicate poor management or the absence of controls.

The following provides the results of the collaborative exercise between audit and Precinct 1 to identify the inherent risks:

- **Civil / Patrol Division – Duties and Responsibilities:** The duties and responsibility include citations and writs, traffic control, traffic enforcement, criminal interdiction, area patrols, K9 patrols, assist outside agencies on various calls and warrant officers. The following chart identifies the sub-processes and the associated inherent risks:

Immigration Curfew Enforcement	Low
Mobile Video / Audio Recording	Medium

- **General Operation – Duties and Responsibilities:** The general business guidelines and actions taken to implement operational objectives. The following chart identifies the sub-processes and the associated inherent risks:

Abuse of Position Death of Person While in Custody Agency Reporting Responsibilities Safety Practices Sexual Harassment Storage Locations, Control and Procedures Lost Gun Policy	Low
Qualification and Training	Medium

- **Marine Division – Duties and Responsibilities:** The duties and responsibilities authorized and issued by the Constable contributing to create a safer environment for the boating public through education and law enforcement on Lake Conroe. The following chart identifies the sub-processes and the associated inherent risks:

San Jacinto River Authority (SJRA) Rules and Regulations Radio Responsibilities	Low

- **Mental Health/CIT – Duties and Responsibilities:** The duties and responsibilities authorized and issued by the Constable to serve and safeguard persons with mental illness through effective, efficient and professional delivery of law enforcement mental health services. The following chart identifies the sub-processes and the associated inherent risks:

Deployment STEP Operating Policies and Procedures	Low
Civil Disturbance	Medium

- **Personnel Duties:** Personnel related duties and responsibilities. The following chart identifies the sub-processes and the associated inherent risks:

Appointment of Deputy Constable Reserve Deputy Constables Unfinished Business (i.e., succession)	Low

- **Recordkeeping, Compensation, and Financial Transactions:** The general business actions taken related to keeping accounts of the financial transactions of the office, collecting fees, and compensation. The following chart identifies the sub-processes and the associated inherent risks:

Statement of Fees, Commissions, and Other Money Received by Officers Monthly Report of Fees, Commissions, and Expenses of Officers Posting the Fees Required Fee Records	Low

- **Service of Process:** Service of Process related duties and responsibilities. The following chart identifies the sub-processes and the associated inherent risks:

General Powers and Duties Failure to Execute Process Collection Liability Writs and Process & Endorse Process Execution and Return of Writ & Service of Writ on Defendant Requisites of Writ Personal Service Service of Subpoenas	Low

- **State Agencies – Duties and Responsibilities:** The duties and responsibilities related to state agencies. The following chart identifies the sub-processes and the associated inherent risks:

Civil Actions	Low

Precinct 1's management and staff was very engaging and dedicated to improving all aspects of their processes.

Inherent Risk Rating

With the cooperation of Precinct 1, Audit evaluated the associated risks for each business process by rating the risks based on likelihood and impact. Likelihood is the probability the risk will occur, whereas impact is the severity of consequences resulting from a breakdown in the process and/or controls if the risk were to occur. When evaluating impact, risk factors included the Operations (effectiveness and efficiency) and Compliance (laws and regulations).

Risk likelihood was rated on a five-level scale from very low (remote) to very high and risk impact was rated on a five-level scale from insignificant to catastrophic. The resulting scores were then used to determine the inherent risk ratings for each business process using our Risk Rating Matrix below:

Risk Rating Matrix

Risk Impact	Very Low (1)	Low (2)	Moderate (3)	High (4)	Very High (5)
Catastrophic (E)	Medium risk	High risk			
Major (D)	Medium risk	Medium risk	High risk		
Significant (C)	Low risk	Medium risk	Medium risk	High risk	
Minor (B)	Low risk	Low risk	Medium risk	Medium risk	High risk
Insignificant (A)	Low risk	Low risk	Low risk	Low risk	Medium risk

Risk Likelihood

Inherent Risk is the sum of Likelihood and Impact and represents the risk that an activity would pose if no controls were in place. Using Audit's Risk Rating Matrix, the inherent risk for each business process was rated on a four-level scale as follows:

Inherent Risk Rating	Description
Low	The risk of loss is remote, or if a loss were to occur it would have no impact on the department and/or County
Medium	There is an average risk of loss. If a loss were to occur it would likely have a moderate impact on the department and/or County
High	The activity could potentially result in a significant loss to the department and/or County. However, the resulting loss, while significant, would not threaten the County in the long term.
Extreme	The activity could lead to significant and harmful loss to the department and/or County

Summary of Results

To provide visibility into the business processes which pose the greatest risk to Precinct 1, the following graph depicts the results:

Inherent Risk of Control Failure				
Business Process	**Low**	**Medium**	**High**	**Extreme**
Civil / Patrol Division - Duties and Responsibilities.				
General Manual of Operation - Duties and Responsibilities				
Marine Division - Duties and Responsibilities				
Mental Health/CIT - Duties and Responsibilities				
Personnel Duties				
Recordkeeping, Compensation, and Financial Transactions				
Service of Process				
State Agencies - Duties and Responsibilities				

Constable Precinct #1 Inherent Risk Average:	Low

Overall, there is a moderately Low risk level of control failure present

Because management control is not a factor in determining the level of inherent risk, a high degree of inherent risk does not indicate poor management or the absence of controls. Assessing the risk level is a method to help management focus their efforts on identifying and mitigating the highest risk areas. A formal audit plan will be developed in the future and will address the risk levels from the initial risk assessment. The audit plan will include testing the higher risk areas noted within this report in order to gain assurance of efficient and effective mitigating controls.

Constable Precinct 1 Organization Chart

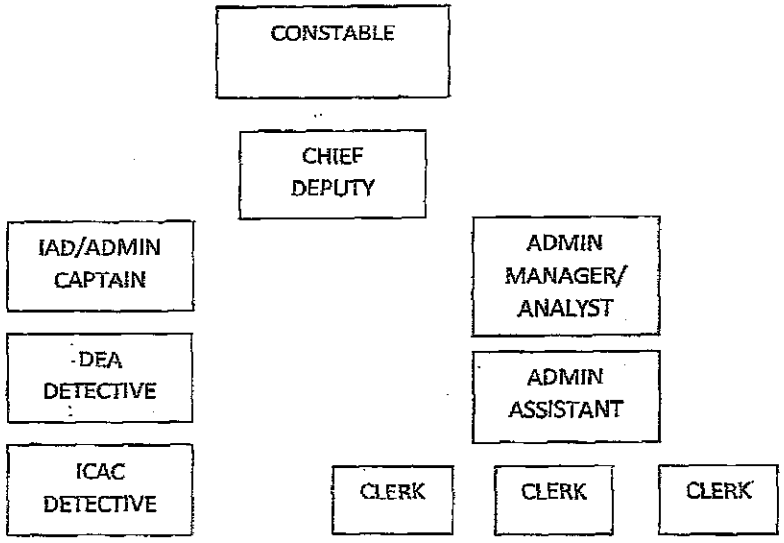

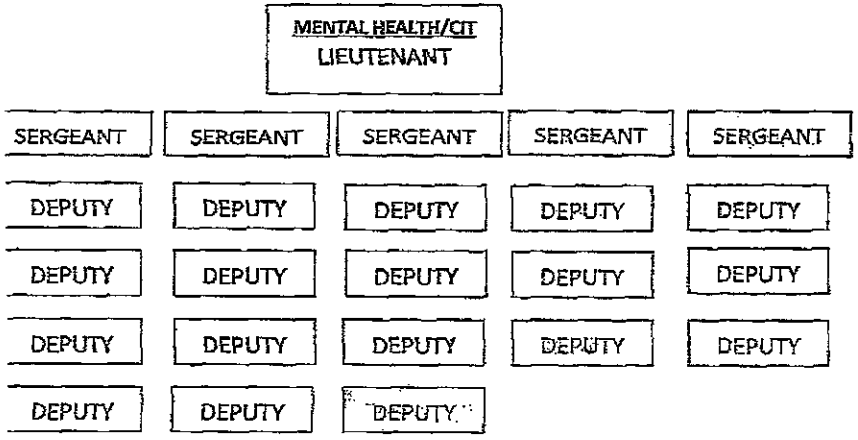

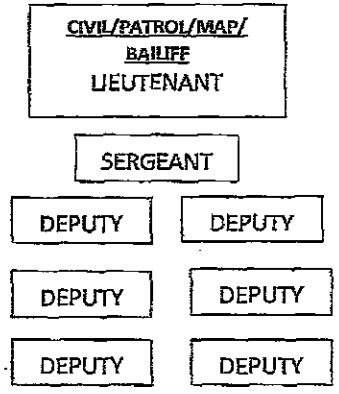

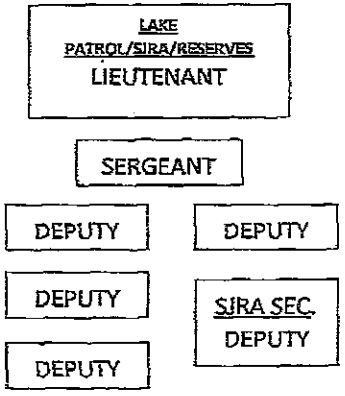

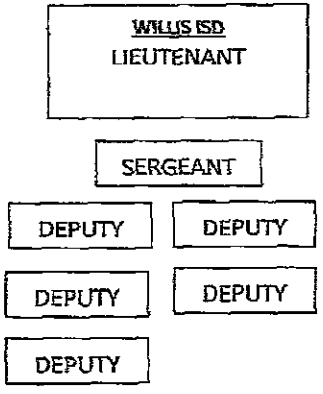

Montgomery County Utilities Usage/Billing [1]
Year 2022

MONTH	TYPE	CONSUMPTION	COST
January 2022	Gas Mcf	2,389	$19,192.69
	Water Gal	3,448,883	$51,521.32
	Electric kWh	2,521,423	$267,826.89

MONTH	TYPE	CONSUMPTION	COST
February 2022	Gas Mcf	2,201	$23,944.88
	Water Gal	4,260,506	$60,147.57
	Electric kWh	2,598,987	$280,167.03

MONTH	TYPE	CONSUMPTION	COST
March 2022	Gas Mcf	1,819	$14,518.42
	Water Gal	4,044,930	$57,011.45
	Electric kWh	1,922,420	$230,954.95

MONTH	TYPE	CONSUMPTION	COST
April 2022	Gas Mcf		
	Water Gal		
	Electric kWh		

MONTH	TYPE	CONSUMPTION	COST
May 2022	Gas Mcf		
	Water Gal		
	Electric kWh		

MONTH	TYPE	CONSUMPTION	COST
June 2022	Gas Mcf		
	Water Gal		
	Electric kWh		

Notes:

[1] GC §2265.001: Recording and Reporting of Electricity, Water, and Natural Gas Consumption.

Source: Energy Coordinator, MCTX