Montgomery County, Texas

Fiscal Year 2024

Adopted Budget

Montgomery County
Fiscal Year 2023-2024
Budget Cover Page
August 30, 2023

This budget will raise more revenue from property taxes than last year's budget by an amount of $25,549,787, which is a 9.30 percent increase from last year's budget. The property tax revenue to be raised from new property added to the tax roll this year is $10,473,639.00.

The members of the governing body voted on the budget as follows:

FOR:

AGAINST:

PRESENT and not voting:

ABSENT:

Property Tax Rate Comparison

	2023-2024	2022-2023
Property Tax Rate:	$0.3696/100	$0.3742/100
No-New-Revenue Tax Rate:	$0.3479/100	$0.3312/100
No-New-Revenue Maintenance & Operations Tax Rate:	$0.3057/100	$0.2838/100
Voter-Approval Tax Rate:	$0.3970/100	$0.4022/100
Debt Rate:	$0.0468/100	$0.0476/100

Total debt obligation for Montgomery County secured by property taxes: $42,591,828

Page intentionally left blank

Montgomery County, Texas
Budget Office
501 North Thompson, Suite 404, Conroe, Texas 77301
P. O. Box 539, Conroe, Texas 77305

Amanda Carter
Budget Officer

August 21, 2023
Commissioners Court
Montgomery County, Texas

Honorable Commissioners and County Judge:

Submitted for your review is Montgomery County's adopted budget for Fiscal Year 2024. The primary source of funding for County operations is the ad valorem property tax. The adopted budget for Fiscal Year 2024 is: $432,573,739

Maintenance and Operations .3236 cents per $100 valuation
Debt Service .0460 cents per $100 valuation
Total Levied Rate .3696 cents per $100 valuation

The **2023 Total Levied Rate**, which supports the 2024 budget, represents a decrease compared to the preceding fiscal year rate of .3742.

The adopted budget is prepared on a modified accrual basis and constitutes all elements required by Texas. Included in the adopted budget are County revenues and expenditures in the amount of $432,573,739 and $432,573,739 respectively. Annual budgets were prepared for the General Fund, the County's Debt Service Fund, and all Special Revenue Funds, excluding the Adult Probation Fund and Grants Fund. Revenues were prepared and provided by the County Auditor's Office.

Major expenses that were funded by the ad valorem tax rate are:

- Increase in employee insurance for our medical plan for employees, retirees, and dependents
- Implementation of 2022-2023 Salary Study along with a 2.5% cost of living increase for employees along with associated match on benefits
- 34 Staffing additions for Law Enforcement and changes to Law Enforcement Retention Salary Plan
- $3,137,957 contribution to our Capital Improvement Plan
- 16 other positions were added related to growth and additional legislative mandates (5 related to Development and 11 others for court-related functions, Animal Services, IT, Airport, and Tax Office)
- Economic Development Payments for TIRZ and 381 Agreements

Please note that the adopted budgets for both Fiscal Year 2021, Fiscal Year 2022, and Fiscal Year 2023 have been provided for informational purposes, a new finance system was implemented July 1, 2020 resulting in a change to the County's Chart of Accounts. This budget was also compiled using for the second year our new Oracle Budgeting Software. The provided numbers have not been audited and are subject to final adjustments. An adopted budget was filed with the County Clerk and published on the County's official website for public review. Additional copies of the complete budget document are available from the County Budget Office, County Clerk, or can be obtained directly from the County website. Any questions regarding the adopted budget should be directed to the Budget Office.

The timely preparation of this document is the result of a combined effort of many individuals. I want to express my sincere appreciation to my staff, all County departments for their assistance during the budget cycle, staff members in the County Auditor's Office.

Respectfully submitted,
Amanda K. Carter
Montgomery County Budget Officer

Tele: (936) 539-7899•••Email: amanda.carter@mctx.org

Fiscal Year 2024 Adopted Budget
Compiled, Reviewed, and Calculated
by Montgomery County Budget Office

Amanda Carter- Budget Officer

Sarah Massey- Senior Budget Analyst

Karina Cardona- Budget Analyst

Lindy Garner- Budget Analyst

Budgets at a Glance

Expenditures by Function and Fund

Fund # and Name	General Government Function 10	Financial Administration Function 20	Health & Human Services Function 30	Culture & Recreation Function 40	Law Enforcement and Corrections Function 50	Legal and Judicial Function 60	Transportation Function 70	Debt Service Function 90	Non-Functional Function 99	Total
100-General	$ 54,191,638	$ 22,499,454	$ 14,929,247	$ 13,508,536	$ 149,297,198	$ 36,061,376	$ 1,353,893	-	-	$ 291,841,343
100-General Fund Contracts	$ 0	$ 0	$ 66,449	$ 0	$ 24,738,010	$ 71,425	$ 0	-	-	$ 24,875,884
200-Road and Bridge	-	-	$ 2,109,799	$ 4,022,879	$ 2,118,757	-	$ 43,140,172	-	-	$ 51,391,607
202-Forfeitures	-	-	-	-	$ 1,388,038	-	-	-	-	$ 1,388,038
203-Jail Commissary	-	-	-	-	$ 3,677,953	-	-	-	-	$ 3,677,953
204-Law Library	-	-	-	-	-	$ 424,621	-	-	-	$ 424,621
205-Pre-Trial Diversion	-	-	-	-	$ 37,625	-	-	-	-	$ 37,625
206-County Clerk Records Mgmt & Pres	$ 1,256,226	-	-	-	-	-	-	-	-	$ 1,256,226
207-County Records Mgmt	$ 65,000	-	-	-	-	-	-	-	-	$ 65,000
208-District Clerk Records Mgmt & Pres	-	-	-	-	-	$ 109,745	-	-	-	$ 109,745
209-District Clerk Records Preservation	-	-	-	-	-	$ 60,000	-	-	-	$ 60,000
211-County and District Court Technology	-	-	-	-	-	$ 24,000	-	-	-	$ 24,000
213-Court Reporter Service	-	-	-	-	-	$ 296,758	-	-	-	$ 296,758
214-Courthouse Security	-	-	-	-	$ 382,305	-	-	-	-	$ 382,305
215-Justice Courthouse Security	-	-	-	-	$ 368,751	-	-	-	-	$ 368,751
216-Justice Court Technology	-	-	-	-	-	$ 174,073	-	-	-	$ 174,073
218-CC Vital Records Preservation	$ 17,100	-	-	-	-	-	-	-	-	$ 17,100
222-Jail Pass Thru	-	-	-	-	$ 12,000,000	-	-	-	-	$ 12,000,000
228-Records Archive	$ 422,082	-	-	-	-	-	-	-	-	$ 422,082
300-Debt Services Fund	-	-	-	-	-	-	-	$ 43,760,629	-	$ 43,760,629
	$ 55,952,046	**$ 22,499,454**	**$ 17,105,495**	**$ 17,531,415**	**$ 194,008,637**	**$ 37,221,998**	**$ 44,494,065**	**$ 43,760,629**	**$ 0**	**$ 432,573,739**

Expenditures by Function

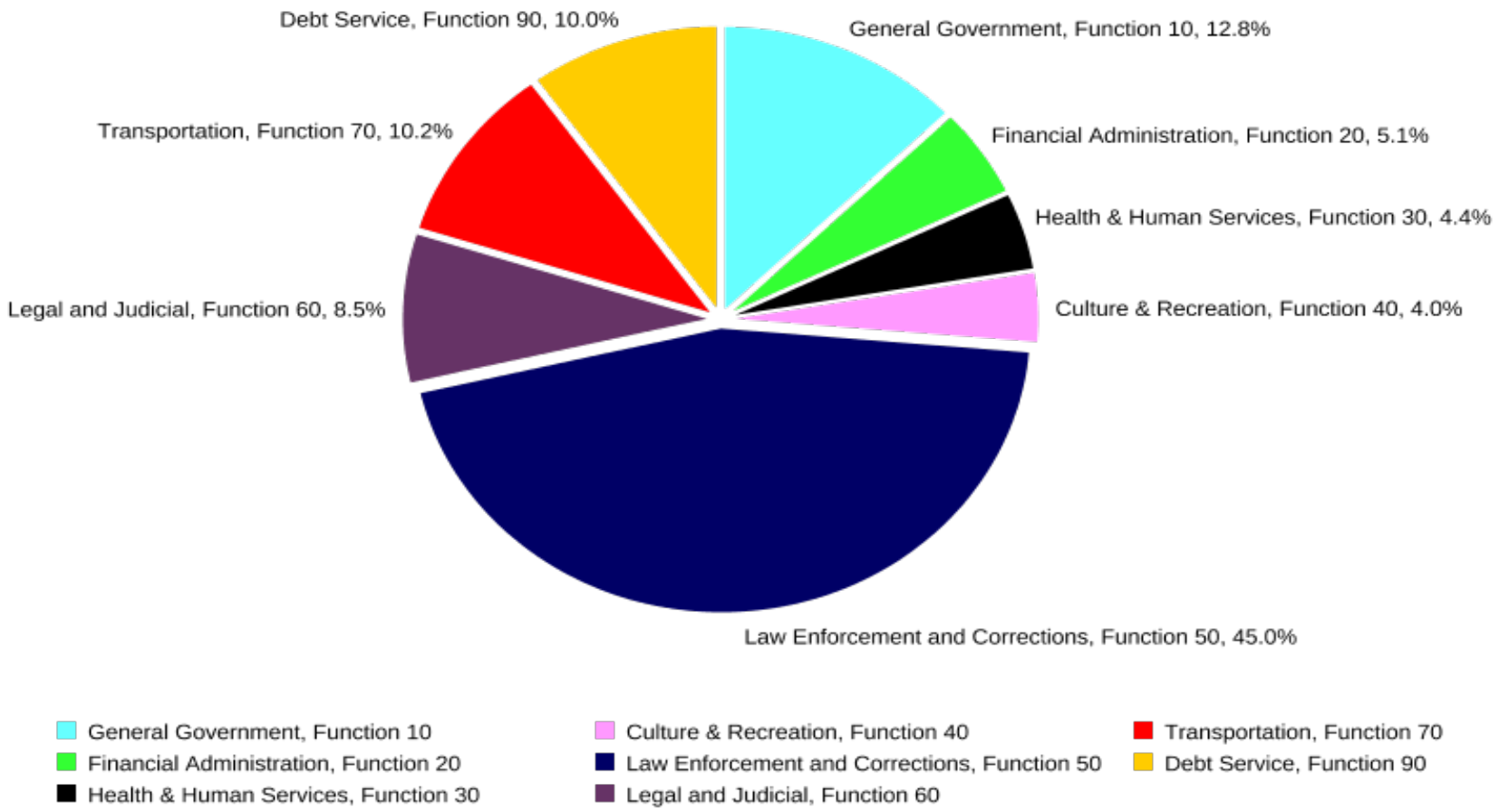

Income Statement
Revenue vs Expenditures

Income Statement
All Funds, All Functions, All Projects

Total Department	FY 2021		FY 2022		FY 2023	FY 2024
	Adopted	Actual	Adopted	Actual	Adopted	Adopted
400100-current taxes	$ 257,519,399	$ 256,031,490	$ 266,003,852	$ 262,757,160	$ 305,899,909	$ 328,934,777
400110-delinquent taxes	$ 1,799,999	$ 2,031,102	$ 1,700,000	$ 2,362,056	$ 2,000,001	$ 2,000,000
400120-penalty and interest	$ 1,600,000	$ 2,112,639	$ 1,800,000	$ 1,966,593	$ 1,800,000	$ 1,800,000
400130-special assessments	$ 475,000	$ 601,806	$ 475,000	$ 1,055,188	$ 475,000	$ 500,000
400140-other taxes	$ 2,775,000	$ 4,992,171	$ 2,775,000	$ 4,223,089	$ 10,521,634	$ 13,084,272
3_400-total taxes	**$ 264,169,398**	**$ 265,769,209**	**$ 272,753,852**	**$ 272,364,086**	**$ 320,696,544**	**$ 346,319,049**
410100-tabc licenses	$ 195,000	$ 206,580	$ 205,000	$ 267,404	$ 205,000	$ 205,000
410102-health permits	$ 525,000	$ 665,490	$ 535,000	$ 685,265	$ 625,000	$ 600,000
410103-mass gathering permit	-	-	-	$ 400	-	-
410104-animal control transport	$ 4,000	$ 5,395	$ 5,000	$ 2,915	$ 5,000	$ 5,000
410106-food service permits	$ 575,000	$ 649,260	$ 600,000	$ 744,045	$ 650,000	$ 728,000
410108-alarm permits	$ 850,000	$ 791,910	$ 850,000	$ 648,947	$ 725,000	$ 800,000
410110-auto registration	$ 5,800,000	$ 6,193,312	$ 5,800,000	$ 6,620,905	$ 6,200,000	$ 6,500,000
410113-development permit	-	-	-	$ 1,357,175	-	$ 1,400,000
410114-overload permits	-	$ 64,357	$ 100	$ 71,575	$ 100	$ 100
410116-recycle center permits	-	$ 1,750	-	$ 1,750	-	-
3_410-total licenses and permits	**$ 7,949,000**	**$ 8,578,054**	**$ 7,995,100**	**$ 10,400,380**	**$ 8,410,100**	**$ 10,238,100**
3_4201-total federal revenue	-	$ 97,784,314	$ 24,000,000	$ 34,476,655	$ 12,000,000	$ 12,000,000
3_4202-total state revenue	$ 18,298,164	$ 24,964,911	$ 950,000	$ 1,139,833	$ 931,000	$ 1,621,650
3_4203-total other revenue	$ 534,418	$ 1,590,867	$ 2,150,460	$ 1,480,977	$ 535,000	$ 529,370
3_420-total intergovernmental revenue	**$ 18,832,582**	**$ 124,340,092**	**$ 27,100,460**	**$ 37,097,466**	**$ 13,466,000**	**$ 14,151,020**
430100-county records management fees	$ 733,523	$ 1,025,786	$ 77,402	$ 980,593	$ 713,539	$ 1,321,226

**Informational Only, Budget is presented for adoption by Fund and Department

Income Statement
All Funds, All Functions, All Projects

Total Department	FY 2021		FY 2022		FY 2023	FY 2024
	Adopted	Actual	Adopted	Actual	Adopted	Adopted
430102-county/district court fees	-	$ 385,741	$ 381,030	$ 480,825	$ 275,000	$ 382,305
430104-county judge fees	$ 13,000	$ 17,697	$ 13,000	$ 19,706	$ 15,000	$ 15,000
430106-sheriff fees	$ 315,000	$ 239,373	$ 275,000	$ 289,680	$ 200,000	$ 250,000
430108-county attorney fees	$ 60,000	$ 13,425	$ 30,000	$ 24,840	$ 11,000	$ 11,000
430110-county clerk fees	$ 3,730,010	$ 6,459,765	$ 4,758,405	$ 5,858,869	$ 4,446,600	$ 4,959,541
430112-subdivision fees	$ 150,000	$ 417,950	$ 225,000	$ 456,195	$ 225,000	$ 250,000
430114-flood plain fees	$ 950,000	$ 1,831,079	$ 1,150,000	$ 596,321	$ 1,150,000	-
430116-court guardianship fee	$ 40,000	$ 33,816	$ 70,000	$ 39,458	$ 70,000	-
430118-tpw sales tax commission	$ 478,394	$ 558,531	$ 555,000	$ 613,843	$ 660,000	$ 677,925
430120-application fees	$ 3,000	$ 2,000	$ 3,000	$ 1,000	$ 1,000	$ 1,000
430122-supplemental mvd fees	$ 1,500,000	$ 1,611,628	$ 1,600,000	$ 1,670,799	$ 1,600,000	$ 1,700,000
430124-sales tax commissions	$ 4,283,462	$ 4,625,348	$ 4,625,347	$ 5,894,349	$ 5,894,349	$ 6,511,787
430126-tpw title fee	$ 19,000	$ 22,882	$ 2,500	$ 24,549	$ 25,000	$ 25,000
430128-vtr license app fee-owner	-	$ 5,200	-	$ 5,175	-	-
430130-vtr license app fee-runner	-	$ 350	-	$ 950	-	-
430132-district clerk fees	$ 1,869,206	$ 3,109,874	$ 1,873,306	$ 3,851,025	$ 1,989,681	$ 2,077,913
430134-justice of the peace fees	$ 5,437,873	$ 5,785,313	$ 5,330,519	$ 4,669,739	$ 4,769,489	$ 5,477,824
430136-truancy prevention and diversion ccp 102.015	$ 25,000	$ 2,904	$ 5,000	$ 67,704	$ 5,000	$ 0
430137-TRUANCY COURT 65.107	-	-	-	$ 400	-	-
430138-constable fees	$ 400,000	$ 340,830	$ 400,000	$ 361,550	$ 400,000	$ 375,000
430140-voter registration fees	$ 50	$ 130,679	$ 50	$ 188	$ 50	$ 50
430142-criminal justice fees	$ 285,000	$ 249,210	$ 210,000	$ 415,457	$ 260,000	$ 250,000

**Informational Only, Budget is presented for adoption by Fund and Department

Income Statement
All Funds, All Functions, All Projects

Total Department	FY 2021		FY 2022		FY 2023	FY 2024
	Adopted	Actual	Adopted	Actual	Adopted	Adopted
430144-child safety	$ 750	$ 1,315	$ 750	$ 2,123	$ 750	$ 2,000
430146-pretrial diversion fees	$ 41,174	$ 20,200	$ 55,160	$ 24,300	$ 58,675	$ 37,625
430148-bail bond administration fees	$ 5,000	$ 9,000	$ 5,000	$ 2,800	$ 5,000	$ 5,000
430150-traffic safety fees	$ 60,000	$ 50,126	$ 50,000	$ 43,531	$ 50,000	$ 55,000
430152-failure to appear fees	$ 50,000	$ 106,929	$ 72,500	$ 109,018	$ 100,000	$ 100,000
430156-leose-annual allocation	-	$ 55,454	-	$ 47,571	-	-
430158-judicial education	$ 5,000	$ 8,324	$ 5,000	$ 8,815	$ 6,500	$ 5,000
430160-trial fees	$ 1,000	-	$ 1,000	-	-	-
430162-park fees	$ 115,000	$ (2,000)	$ 115,000	-	$ 115,000	$ 250,000
430164-hb530 drug court fee-unrestricted	$ 25,000	$ 31,119	$ 25,000	$ 32,241	$ 25,000	$ 25,000
430166-ccp102.0178 drug court fee-restricted	$ 70,000	$ 46,507	$ 70,000	$ 58,289	$ 54,000	$ 54,000
430168-stenographer fees	$ 314,911	$ 161,237	$ 230,132	$ 232,970	$ 171,900	$ 296,758
430170-hazardous waste management fee	$ 20,000	$ 20,657	$ 20,000	$ 15,086	$ 10,000	$ 10,000
430172-academy revenue	$ 5,000	$ 5,340	$ 7,500	$ 2,770	$ 7,500	$ 7,500
430174-detention administration services	$ 500,000	$ 705,611	$ 500,000	$ 695,350	$ 625,000	$ 625,000
430176-probation fees	-	$ 13,790	-	$ 14,316	-	-
430178-community restitution fees	-	$ 11,548	-	$ 832	-	-
430180-vehicle towing program fees	$ 270,000	$ 77,805	$ 270,000	$ 45,125	$ 70,000	$ 75,000
430182-fingerprint fees	$ 10,000	$ 8,690	$ 10,000	$ 8,635	$ 10,000	$ 10,000
430184-fire inspection fee-existing	$ 281,415	$ 271,950	$ 386,735	$ 363,946	$ 332,908	$ 350,000
430186-fire inspection fee-new construction	$ 723,638	$ 751,400	$ 994,461	$ 783,250	$ 1,200,000	$ 950,000
430188-worthless check fees	$ 3,550	$ 1,025	-	$ 317	$ 0	-

**Informational Only, Budget is presented for adoption by Fund and Department

Income Statement
All Funds, All Functions, All Projects

Total Department	FY 2021		FY 2022		FY 2023	FY 2024
	Adopted	Actual	Adopted	Actual	Adopted	Adopted
430190-adoption fees	$ 46,000	$ 93,728	$ 90,000	$ 64,048	$ 90,000	$ 90,000
430192-animal shelter fees	$ 70,000	$ 96,322	$ 90,000	$ 12,735	$ 20,000	$ 10,000
430194-clinic services	-	$ 138,327	-	$ 125,432	$ 119,474	-
430196-impound fees	$ 10,000	$ 14,275	$ 15,000	$ 5,790	$ 6,000	$ 10,000
430200-inquests and autopsies	$ 160,000	$ 93,253	$ 160,000	$ 2,400	$ 10,000	-
430210-forensic administration fee	$ 1,500	$ 844	$ 1,500	$ 653	$ 1,500	$ 1,000
430212-jury fees	$ 40,000	$ 63,672	$ 60,000	$ 101,198	$ 60,000	$ 70,000
430214-program fees	$ 310,000	$ 287,788	$ 310,000	$ 240,566	$ 236,000	$ 236,000
430216-inmate telephone fee	$ 100,000	$ 81,733	$ 60,000	$ 78,465	$ 65,000	$ 60,000
430218-mrt book fee	-	$ 2,460	-	$ 2,310	-	-
430220-commissary sales	$ 1,603,746	$ 2,736,810	$ 1,920,931	$ 2,049,070	$ 2,638,936	$ 3,677,953
430222-recycle fees	-	$ 234,920	-	$ 234,229	-	-
430224-book fines	$ 60,000	$ 32,907	$ 10,000	$ 87,633	$ 30,000	$ 50,000
430226-rental/user fees	$ 1,010,000	$ 1,025,865	$ 1,035,000	$ 1,170,745	$ 1,035,000	$ 1,165,000
430228-collection fee	-	$ 441,046	$ 72,500	$ 3,255,737,930	$ 68,750	$ 67,283
430230-fuel flow fees	$ 125,000	$ 165,970	$ 140,000	$ 209,770	$ 140,000	$ 260,000
430232-county funding	-	$ 41,218,540	-	$ 40,479,286	-	-
430240-employee/retiree funding	-	$ 1,868,833	-	$ 1,770,824	-	-
430242-cobra funding	-	$ 340,237	-	$ 326,544	-	-
430244-third party reimbursement	-	$ 993,607	-	$ 1,939,910	-	-
430246-stop loss reimbursement	-	$ 2,633,388	-	$ 532,646	-	-
430248-rx rebates	-	$ 1,307,016	-	$ 1,568,519	-	-

**Informational Only, Budget is presented for adoption by Fund and Department

Income Statement
All Funds, All Functions, All Projects

Total Department	FY 2021		FY 2022		FY 2023	FY 2024
	Adopted	Actual	Adopted	Actual	Adopted	Adopted
430250-medical claims refunds	-	$ 179,413	-	$ 178,844	-	-
430254-contract funding	-	$ 305,951	-	$ 281,804	-	-
430260-employee contribution-employee only	-	$ 1,492,929	-	$ 2,363,212	-	-
430262-employee contribution-employee and spouse	-	$ 132,290	-	$ 28	-	-
430264-employee contribution-employee and child	-	$ 137,548	-	$ 25	-	-
430266-employee contribution-employee and family	-	$ 397,830	-	$ 820	-	-
430268-supplemental life employee premium	-	$ 262,310	-	$ 287,823	-	-
430270-dependent life employee premium	-	$ 4,717	-	$ 4,585	-	-
430500-ez tag revenue	$ 6,250,000	-	-	-	-	-
430510-non-ez tag revenue	$ 270,000	-	-	-	-	-
430530-mctra administration fee	$ 5,000	$ 65	-	-	-	-
430540-toll collections	$ 55,000	-	-	-	-	-
430550-third party collection fee	-	$ (172,366)	-	$ (41,791)	-	-
3_430-total fees and charges for service	**$ 32,910,202**	**$ 85,837,634**	**$ 28,367,727**	**$ 3,338,630,551**	**$ 30,073,601**	**$ 32,840,690**
440100-interest-bank	$ 341,741	$ 2,037,422	$ 444,686	$ 3,439,436	$ 378,812	$ 1,025,000
440110-fair market value	$ 0	$ 87,778	-	$ (5,087,305)	-	-
440120-investment earnings	$ 884,000	$ 664,095	$ 448,894	$ 1,266,000	$ 1,058,000	$ 558,000
3_440-interest earnings	**$ 1,225,741**	**$ 2,789,295**	**$ 893,580**	**$ (381,868)**	**$ 1,436,812**	**$ 1,583,000**
450100-commissions	$ 6,000	$ 278,537	$ 6,500	$ 405,199	$ 6,500	$ 3,000
450200-contract service revenue	$ 21,876,420	$ 26,540,632	$ 24,283,482	$ 38,092,623	$ 12,548,446	$ 22,966,342
450210-contract reimbursement-administration	$ 295,000	$ 460,921	$ 295,000	$ 579,028	$ 540,000	$ 540,000
450300-contributions	-	$ 376,547	-	$ 288,136	$ 1,200,000	-

**Informational Only, Budget is presented for adoption by Fund and Department

Income Statement
All Funds, All Functions, All Projects

Total Department	FY 2021		FY 2022		FY 2023	FY 2024
	Adopted	Actual	Adopted	Actual	Adopted	Adopted
450311-deposits to be held	-	-	-	$ 52,890,373	-	-
450314-litigation settlement	-	-	-	$ 585,576	-	-
450316-insurance reimbursement	-	$ 165,629	-	$ 2,232,729	-	-
450318-rents/leases	$ 22,625	$ 791,745	$ 8,000	$ 1,015,257	$ 8,000	$ 8,000
450320-miscellaneous revenue	$ 211,000	$ 59,935,026	$ 210,000	$ 63,549,016	$ 210,000	$ 210,000
450322-reimbursement pre-judgment	-	$ 500	-	$ 975	$ 500	$ 500
450324-reimbursement post-judgment	$ 130,000	$ 125,043	$ 120,000	$ 176,370	$ 120,000	$ 136,000
450326-temporary suspense revenue	-	$ 10,108	-	$ 775	-	-
450328-sale of assets	$ 200,000	$ 491,692	$ 200,000	$ (46,118)	$ 200,000	$ 200,000
3_450-miscellaneous	**$ 22,741,045**	**$ 89,176,379**	**$ 25,122,982**	**$ 159,769,940**	**$ 14,833,446**	**$ 24,063,842**
460100-court fines	$ 2,475,000	$ 1,520,883	$ 2,125,000	$ 1,562,767	$ 1,900,000	$ 1,900,000
460110-estray proceeds	-	$ 11,627	-	$ 16,121	-	-
460120-forfeitures	$ 1,460,888	$ 390,076	$ 1,237,421	$ 869,623	$ 1,204,132	$ 1,388,038
460130-forfeitures-bonds	$ 75,000	$ 51,069	$ 75,000	$ 95,713	$ 75,000	$ 90,000
3_460-fines/forfeitures	**$ 4,010,888**	**$ 1,973,656**	**$ 3,437,421**	**$ 2,544,224**	**$ 3,179,132**	**$ 3,378,038**
470100-transfers in	-	$ 61,439,212	-	$ 8,531,020	-	-
3_470-total transfers in	**-**	**$ 61,439,212**	**-**	**$ 8,531,020**	**-**	**-**
480100-bond proceeds	-	$ (2,578,739)	-	$ 18,586,413	-	-
480110-premium on bond issue	-	$ 4,589,671	-	$ 1,732,781	-	-
480130-capital lease financing	-	$ 3,885,418	-	$ 8,131,117	-	-
480200-gain/loss on sale of assets	-	$ (1,410,895)	-	$ 741,995	-	-
3_480-other financing sources	**-**	**$ 4,485,456**	**-**	**$ 29,192,306**	**-**	**-**

**Informational Only, Budget is presented for adoption by Fund and Department

Income Statement
All Funds, All Functions, All Projects

Total Department	FY 2021		FY 2022		FY 2023	FY 2024
	Adopted	Actual	Adopted	Actual	Adopted	Adopted
490100-budgeted transfer from fund balance	$ 5,303,949	-	$ 6,575,313	-	$ 5,697,783	-
3_490	**$ 5,303,949**	**-**	**$ 6,575,313**	**-**	**$ 5,697,783**	**-**
3_Revenue-Total Revenue	**$ 357,142,805**	**$ 644,388,986**	**$ 372,246,434**	**$ 3,858,148,105**	**$ 397,793,418**	**$ 432,573,739**
710100-salary/official-department head	$ 7,803,956	$ 7,637,495	$ 7,843,443	$ 7,973,054	$ 8,043,535	$ 8,101,163
710110-salary/regular	$ 133,619,704	$ 138,350,349	$ 144,756,366	$ 144,883,597	$ 158,092,736	$ 172,940,035
710120-salary/other	$ 475,999	$ 449,405	$ 484,402	$ 469,543	$ 240,535	$ 248,298
710130-salary/overtime	$ 1,558,529	$ 5,217,506	$ 2,995,460	$ 5,212,432	$ 3,345,735	$ 3,140,730
710140-salary/cell phone allowance	$ 85,757	$ 95,553	$ 90,985	$ 96,847	$ 85,905	$ 65,934
710150-salary/special pay	$ 262,300	$ 487,680	$ 353,782	$ 563,355	$ 495,792	$ 253,750
3_710-salary	**$ 143,806,245**	**$ 152,237,988**	**$ 156,524,437**	**$ 159,198,828**	**$ 170,304,237**	**$ 184,749,911**
720100-social security	$ 10,981,325	$ 11,225,598	$ 11,997,156	$ 11,767,490	$ 12,934,144	$ 14,138,541
720110-employee insurance	$ 34,298,225	$ 39,530,654	$ 40,416,308	$ 37,997,733	$ 45,249,360	$ 51,596,446
720120-retirement	$ 17,600,787	$ 18,551,482	$ 19,152,465	$ 29,707,731	$ 21,200,004	$ 23,176,116
720130-workers compensation	$ 950,207	$ 962,082	$ 950,000	$ 950,000	$ 948,760	$ 676,198
720140-state unemployment tax	$ 512,739	$ 920,703	$ 532,094	$ 71,952	$ 553,855	$ 569,161
3_720-benefits	**$ 64,343,283**	**$ 71,190,520**	**$ 73,048,022**	**$ 80,494,907**	**$ 80,886,123**	**$ 90,156,462**
730100-office supplies	$ 1,624,581	$ 2,011,897	$ 1,373,735	$ 1,512,737	$ 1,633,387	$ 1,481,182
730101-food supplies	$ 69,250	$ 97,029	$ 74,254	$ 66,377	$ 81,256	$ 144,113
730110-postage	$ 490,300	$ 592,946	$ 28,750	$ 635,361	$ 245,750	$ 204,250
730120-book supplements	$ 59,100	$ 65,111	$ 77,749	$ 69,464	$ 95,559	$ 96,203
730130-estray expense	$ 16,753	$ 15,762	$ 15,000	$ 38,137	$ 36,000	$ 36,000
730140-janitor supplies	$ 453,830	$ 495,121	$ 466,365	$ 479,782	$ 537,865	$ 558,534

**Informational Only, Budget is presented for adoption by Fund and Department

Income Statement
All Funds, All Functions, All Projects

Total Department	FY 2021		FY 2022		FY 2023	FY 2024
	Adopted	Actual	Adopted	Actual	Adopted	Adopted
730150-inmate supplies	$ 261,150	$ 307,829	$ 283,500	$ 345,520	$ 375,000	$ 400,000
730160-clothing	$ 30,000	$ 16,564	$ 30,000	$ 17,601	$ 46,500	$ 30,500
730170-birth certificates	$ 13,000	$ 13,220	$ 24,000	$ 18,957	$ 25,000	$ 25,000
730180-culverts	$ 103,500	$ 186,935	$ 79,000	$ 212,173	$ 77,000	$ 105,000
730190-road materials	$ 7,420,529	$ 11,860,844	$ 4,743,670	$ 11,990,939	$ 1,891,941	$ 5,918,843
730200-crushed concrete/reject	$ 450,000	$ 802,960	$ 640,000	$ 832,997	$ 625,000	$ 950,000
730210-data processing supplies	$ 110,525	$ 106,158	$ 138,751	$ 309,431	$ 280,568	$ 196,760
730220-replacements	$ 1,618,445	$ 1,898,350	$ 1,879,760	$ 1,330,011	$ 2,050,322	$ 1,966,155
730230-marine/air expense	$ 58,340	$ 49,598	$ 76,340	$ 57,609	$ 92,871	$ 76,900
730240-fuel-controlled	$ 1,984,219	$ 2,463,145	$ 2,700,229	$ 4,128,791	$ 4,250,132	$ 3,950,051
730250-shop supplies	$ 584,305	$ 690,245	$ 475,916	$ 516,700	$ 542,985	$ 668,531
730260-vehicle supplies	$ 1,144,744	$ 1,428,380	$ 1,434,400	$ 1,542,771	$ 1,548,450	$ 1,843,898
730262-radio supplies	$ 9,150	$ 8,706	$ 11,650	$ 19,655	$ 9,650	$ 27,100
730270-law enforcement specific supplies	$ 981,066	$ 2,124,451	$ 1,134,566	$ 969,042	$ 1,195,510	$ 1,287,273
730280-canine expenses	$ 27,700	$ 64,638	$ 111,200	$ 215,300	$ 165,513	$ 202,490
730290-spay/neuter program expense	$ 75,000	$ 127,385	$ 75,000	$ 123,325	$ 75,000	$ 75,000
730300-community awareness supplies	$ 30,000	$ 6,296	$ 11,530	$ 52,798	$ 101,484	$ 115,896
730310-uniforms	$ 444,907	$ 508,879	$ 530,083	$ 686,018	$ 681,226	$ 785,089
730320-it hardware	$ 1,003,697	$ 3,613,732	$ 1,433,457	$ 1,538,309	$ 1,928,984	$ 1,788,427
730330-it software	$ 163,730	$ 1,346,050	$ 644,162	$ 641,825	$ 1,225,908	$ 600,649
730332-telephone-repairs/replacement-controlled	-	$ 38,336	$ 250,000	$ 372,643	$ 150,000	$ 150,000
730340-buy money supply	$ 40,000	$ 13,000	$ 30,000	$ 14,500	$ 25,000	-

**Informational Only, Budget is presented for adoption by Fund and Department

Income Statement
All Funds, All Functions, All Projects

Total Department	FY 2021		FY 2022		FY 2023	FY 2024
	Adopted	Actual	Adopted	Actual	Adopted	Adopted
730350-agriculture supplies	$ 123,960	$ 158,883	$ 294,150	$ 101,711	$ 125,500	$ 133,650
730360-armory expense	$ 501,255	$ 438,926	$ 577,524	$ 351,503	$ 701,107	$ 834,425
730370-periodicals	$ 216,920	$ 204,420	$ 217,265	$ 183,531	$ 176,717	$ 145,684
730380-audio/visual supplies	$ 282,250	$ 869,654	$ 262,450	$ 404,814	$ 322,452	$ 345,156
730390-medical supplies	$ 733,500	$ 2,772,761	$ 756,650	$ 709,903	$ 703,100	$ 690,400
730410-invoice tolerance*	-	$ (9)	-	$ 254	-	-
3_730-supplies	**$ 21,125,706**	**$ 35,398,202**	**$ 20,881,106**	**$ 30,490,489**	**$ 22,022,736**	**$ 25,833,159**
74062-total utilities	$ 4,876,588	$ 5,246,869	$ 4,823,530	$ 5,494,909	$ 4,677,498	$ 4,854,024
740160-special investigation	$ 7,620	$ 30,534	$ 7,620	$ 32,623	$ 7,620	$ 600
740100-it hardware maintenance	$ 20,450	$ 27,756	$ 46,064	$ 50,717	$ 60,064	$ 660,343
740110-it software maintenance	$ 1,618,907	$ 3,926,165	$ 3,129,140	$ 3,555,738	$ 3,753,224	$ 6,356,478
740120-medical services	$ 5,534,275	$ 34,863,697	$ 5,944,422	$ 46,712,208	$ 5,739,216	$ 5,852,975
740130-physician services	-	$ 12,500	-	$ 2,510	-	-
740140-vehicle maintenance-controlled	$ 586,412	$ 925,851	$ 1,132,894	$ 1,025,650	$ 1,727,814	$ 1,415,239
740145-equipment maintenance-controlled	-	$ 818	$ 57,100	$ 82,968	$ 105,100	$ 191,753
740150-landscape maintenance	$ 338,651	$ 311,690	$ 347,900	$ 552,844	$ 429,620	$ 601,900
740170-petit jurors	$ 1,377,050	$ 155,550	$ 345,250	$ 283,383	$ 327,250	$ 388,497
740190-rx claims	$ 50,000	$ 9,110,825	$ 100,000	$ 9,868,147	$ 125,000	$ 200,000
740210-psychological/psychiatric service	$ 1,260	$ 1,475	$ 600	-	$ 1,200	$ 1,200
740220-legal/litigation costs	$ 96,000	$ 246,570	$ 95,000	$ 102,789	$ 8,500	$ 43,429
740230-litigation expenses	-	$ 1,081	$ 600	$ 82	$ 600	$ 0
740240-change of venue	-	$ (2,135)	-	$ 2,018	-	-

**Informational Only, Budget is presented for adoption by Fund and Department

Income Statement
All Funds, All Functions, All Projects

Total Department	FY 2021		FY 2022		FY 2023	FY 2024
	Adopted	Actual	Adopted	Actual	Adopted	Adopted
740250-penalty/late charge	-	$ 37	-	$ 279	$ 0	-
740260-interest on credit cards	-	$ 291	$ 200	$ 70	$ 200	$ 50
740270-appointed attorney	$ 3,120,000	$ 4,430,417	$ 6,025,000	$ 4,745,894	$ 3,045,000	$ 3,732,000
740280-appointed attorney-non contract	$ 2,450,000	-	-	-	$ 3,200,000	$ 2,400,000
740290-other litigation-appointed attorney	$ 31,222	$ 16,992	$ 18,000	$ 14,092	$ 18,000	$ 15,000
740310-appointed attorney-civil	$ 1,445,500	$ 1,228,261	$ 1,140,098	$ 1,337,595	$ 1,221,700	$ 1,330,000
740370-appointed attorney-juvenile	$ 233,000	$ 215,152	$ 233,000	$ 207,092	$ 233,000	$ 300,000
740390-forensic services-controlled	$ 115,000	$ 16,354	$ 50,000	$ 28,591	$ 50,000	$ 50,000
740400-audit	$ 90,000	$ 79,800	$ 75,000	$ 75,800	$ 150,000	$ 150,000
740410-tolls	$ 7,000	$ 6,817	$ 5,700	$ 11,247	$ 8,300	$ 15,200
740420-courier service	$ 21,425	$ 20,959	$ 19,401	$ 16,822	$ 25,551	$ 29,651
740430-striping/sealant services	$ 100,000	$ 447,920	$ 145,000	$ 547,006	$ 214,230	$ 307,230
740440-concrete/curb repair	$ 50,000	$ 41,600	$ 50,000	$ 216,625	$ 225,000	$ 275,000
740450-service/citations	$ 200	$ (5,343)	-	$ 525	$ 0	$ 1,500
740460-investigator	$ 150,000	$ 219,899	$ 225,000	$ 233,760	$ 227,500	$ 245,000
740464-investigator-non contract	$ 200,000	-	-	-	-	-
740470-expert witness	$ 405,000	$ 327,530	$ 450,000	$ 348,025	$ 450,000	$ 275,000
740478-expert witness-psychiatric evaluation	$ 78,047	$ 9,000	-	$ 12,000	$ 12,000	$ 18,000
740484-court reporter transcript	$ 178,000	$ 59,041	$ 178,000	$ 150,217	$ 176,000	$ 140,000
740500-economic development	$ 2,815,164	$ 3,237,205	$ 4,194,929	$ 4,200,437	$ 7,446,634	$ 9,734,272
740502-central appraisal district	$ 2,203,064	$ 2,091,332	$ 2,162,540	$ 2,099,401	$ 2,333,004	$ 2,400,000
740504-online services	$ 282,198	$ 349,886	$ 320,703	$ 369,330	$ 358,691	$ 388,556

**Informational Only, Budget is presented for adoption by Fund and Department

Income Statement
All Funds, All Functions, All Projects

Total Department	FY 2021		FY 2022		FY 2023	FY 2024
	Adopted	Actual	Adopted	Actual	Adopted	Adopted
740510-professional development	$ 808,371	$ 605,539	$ 903,977	$ 615,204	$ 1,323,104	$ 1,138,418
740512-professional services	$ 21,740,911	$ 30,915,389	$ 6,622,619	$ 8,139,830	$ 7,601,233	$ 7,662,671
740516-professional services-urinalysis	-	$ 228,236	$ 10,000	$ 205,442	-	$ 220,000
740518-professional services-polygraph	-	$ 14,000	-	$ 800	-	-
740520-planning/management	-	-	-	-	$ 550,000	$ 900,000
740524-professional services-interpreter	$ 241,000	$ 195,967	$ 244,050	$ 70,983	$ 79,050	$ 168,981
740528-professional services-stormwater	$ 25,925	$ 22,878	$ 26,500	$ 26,737	$ 26,500	$ 39,000
740530-mobile phone and data	$ 701,497	$ 766,392	$ 793,538	$ 754,228	$ 940,587	$ 1,008,278
740540-travel expense	$ 742,415	$ 335,125	$ 745,059	$ 555,053	$ 912,961	$ 1,049,616
740550-safety program	$ 41,000	$ 69,566	$ 87,500	$ 109,514	$ 100,000	$ 107,739
740560-transportation	$ 326,900	$ 256,924	$ 281,900	$ 375,870	$ 354,900	$ 351,700
740570-advertising	$ 20,650	$ 45,824	$ 30,500	$ 98,820	$ 28,000	$ 27,000
740580-printing	$ 199,567	$ 175,175	$ 205,635	$ 205,481	$ 310,189	$ 340,172
740640-contract services	$ 4,084,411	$ 77,131,254	$ 27,307,067	$ 45,927,633	$ 16,013,488	$ 15,814,279
740642-soil conservation	$ 15,000	$ 15,000	$ 15,000	$ 15,000	-	-
740644-collection services	$ 50,000	$ 289,398	$ 72,500	$ 278,309	$ 68,750	$ 63,533
740650-sign and signal maintenance	$ 270,134	$ 435,489	$ 466,184	$ 616,136	$ 855,000	$ 835,500
740652-bridge repair	$ 4,750	$ 398	$ 5,000	$ 1,097	$ 5,000	-
740654-community building/voting box	$ 19,500	$ 38,633	$ 1,600	$ 12,071	$ 2,450	$ 1,815
740656-rent and leases	$ 69,500	$ 349,558	$ 102,126	$ 320,307	$ 140,478	$ 355,477
740660-equipment rental	$ 1,334,054	$ 1,730,366	$ 1,130,819	$ 881,609	$ 1,169,060	$ 1,341,738
740662-lease to purchase	$ 2,407,721	$ 4,434,162	$ 1,959,355	$ (2)	$ 2,318,851	$ 3,219,808

**Informational Only, Budget is presented for adoption by Fund and Department

Income Statement
All Funds, All Functions, All Projects

Total Department	FY 2021		FY 2022		FY 2023	FY 2024
	Adopted	Actual	Adopted	Actual	Adopted	Adopted
740670-book rental	$ 114,403	$ 114,403	$ 118,000	$ 120,127	$ 200,000	$ 200,000
740680-membership/association dues	$ 84,474	$ 120,875	$ 178,491	$ 269,200	$ 187,266	$ 220,661
740690-court cost	$ 85,275	$ 58,291	$ 75,000	$ 173,117	$ 105,000	$ 105,000
740692-da witness expense	$ 10,000	$ 684	$ 10,000	$ 2,063	$ 5,000	$ 5,000
740694-food service	$ 1,314,000	$ 1,313,231	$ 1,415,000	$ 1,372,834	$ 1,489,875	$ 1,643,925
740700-insurance/bond premiums	$ 500,000	$ 976,493	$ 500,000	$ 923,681	$ 0	$ 385,000
740710-administrative charges	$ 656,250	$ 2,272,760	-	$ 3,431,527	-	-
740720-indigent interment	$ 30,000	$ 31,743	$ 30,000	$ 52,094	$ 30,000	$ 30,000
740730-acquisition costs	-	$ 14,467	-	$ 44,281	-	-
740740-bank service charges	-	$ 19,837	-	$ 69,178	$ 0	-
740750-remodel	$ 200,000	$ 209,139	-	$ 257,173	$ 0	$ 56,600
740770-allowance	-	$ 24,990	$ 20,000	$ 28,270	$ 27,500	$ 24,000
740780-foster care	$ 1,000	$ 13	-	-	-	-
740790-electronic monitoring	-	$ 19,330	-	$ 160	$ 106	$ 106
740800-purchased residential service-internal cont	-	$ 200,469	-	-	-	-
740810-purchased residential service-external cont	-	$ 276,661	-	-	-	-
740820-demolition	-	$ 160,465	$ 25,000	$ 600	$ 0	-
740910-pcori fee	-	$ 14,452	-	$ 15,904	-	-
740920-appraisals	-	$ 9,500	-	-	-	-
740930-damage repairs	-	$ 85,312	-	$ 47,013	-	-
740940-insurance premiums	-	$ 3,552,666	-	$ 3,848,002	-	$ 150,000
740950-bonds-notaries	-	$ 5,186	-	$ 6,532	-	-

**Informational Only, Budget is presented for adoption by Fund and Department

Income Statement
All Funds, All Functions, All Projects

Total Department	FY 2021		FY 2022		FY 2023	FY 2024
	Adopted	Actual	Adopted	Actual	Adopted	Adopted
740952-bonds-surety	-	$ 612	-	$ 27,823	-	-
740960-pre-certification/ utilitization review fees	-	$ 212,208	-	$ 217,734	-	-
740962-employee assistance program fees	-	$ 64,943	-	$ 66,970	-	-
740964-preferred provider organization fees	-	$ 384,189	-	$ 411,754	-	-
740968-stop loss premiums	-	$ 2,120,634	-	$ 2,276,213	-	-
740970-freight and handling	-	$ 18,273	$ 100	$ 526	$ 0	$ 0
3_740-services	**$ 64,580,741**	**$ 197,989,494**	**$ 74,705,211**	**$ 155,254,288**	**$ 71,201,864**	**$ 79,838,913**
750100-capital outlay-capital improvement plan	$ 6,200,000	-	-	$ 0	$ 6,200,000	$ 3,137,957
750200-capital outlay-land	-	$ 2,250,052	-	$ 18,845	$ 0	-
750300-capital outlay-building	$ 243,584	$ 987,553	$ 53,000	$ 5,760	$ 0	$ 0
750400-capital outlay-furniture fixtures and equipment	$ 1,630,421	$ 2,101,470	$ 475,000	$ (123,711)	$ 1,220,375	$ 800,935
750500-capital outlay-intangibles	$ 2,467,112	$ 1,885,316	-	$ 0	$ 0	-
750600-capital outlay-vehicles	$ 2,505,155	$ (3,551,266)	$ 1,710,170	$ (2,013,511)	$ 2,194,341	$ 3,084,743
750700-capital outlay-books	$ 260,000	$ (2,681)	$ 60,000	$ 0	$ 60,000	$ 435,000
750800-major projects	$ 2,304,479	$ 6,272,888	$ 1,548,911	$ (8,726,427)	$ 0	$ 1,496,552
3_750-capital outlay	**$ 15,610,750**	**$ 9,943,332**	**$ 3,847,081**	**$ (10,839,044)**	**$ 9,674,716**	**$ 8,955,187**
760200-depreciation building	-	$ 18,912	-	$ 18,912	-	-
760400-depreciation equipment	-	$ 10,588	-	$ 6,252	-	-
760600-settlement costs	$ 200,000	$ 370,000	$ 400,000	$ 400,000	$ 200,000	$ 400,000
760710-contingency-operations	$ 422,218	-	$ 53,697	$ 375,240	$ 10,143	$ 143,662
760720-contingency-capital	$ 150,000	-	-	-	-	-
760800-refund	-	-	-	$ 123,417,670	-	-

**Informational Only, Budget is presented for adoption by Fund and Department

Income Statement
All Funds, All Functions, All Projects

Total Department	FY 2021		FY 2022		FY 2023	FY 2024
	Adopted	Actual	Adopted	Actual	Adopted	Adopted
760850-pass thru distributions	-	-	-	$ 3,165,130,860	-	-
760900-taxes disbursed on behalf of others	-	-	-	$ 4,564	-	-
760950-distributions on behalf of others	-	-	-	$ 25,400,489	-	-
3_760-miscellaneous	**$ 772,218**	**$ 399,499**	**$ 453,697**	**$ 3,314,753,986**	**$ 210,143**	**$ 543,662**
770100-transfers out	-	$ 58,539,212	-	$ 7,615,230	-	-
3_770-total transfer out	**-**	**$ 58,539,212**	**-**	**$ 7,615,230**	**-**	**-**
780100-principal retirement	$ 18,170,000	$ (27,770,000)	$ 20,970,000	$ 13,622,978	$ 22,535,000	$ 23,685,000
780200-interest and fiscal charges	$ 27,723,557	$ 23,356,454	$ 22,301,047	$ 22,636,024	$ 21,187,532	$ 20,056,259
780400-issuance costs	-	$ 153,586	-	$ 105,492	-	$ 19,370
3_780-debt service	**$ 45,893,557**	**$ (4,259,961)**	**$ 43,271,047**	**$ 36,364,493**	**$ 43,722,532**	**$ 43,760,629**
790100-reimbursements clearing	-	$ (663,496)	-	$ (495,119)	$ 0	-
790900-carryover from previous year	-	$ 4,163	-	$ 59,239	-	-
790910-final adjustment to budget	$ (292,300)	$ 26,230	$ 1,028,826	$ (1,725)	$ (804,151)	$ (1,872,631)
790920-montgomery county match	$ 363,256	-	$ 281,504	-	$ 575,218	$ 608,447
3_790-reimbursements and adjustments	**$ 70,956**	**$ (633,104)**	**$ 1,310,330**	**$ (437,605)**	**$ (228,933)**	**$ (1,264,184)**
820100-payment to bond escrow agent	-	$ 28,371,834	-	$ 10,156,413	-	-
3_820-other financing uses	**-**	**$ 28,371,834**	**-**	**$ 10,156,413**	**-**	**-**
850100-expenditures by function	-	$ 81,535,986	-	$ 66,699,451	-	-
3_850-total expenditures by function	**-**	**$ 81,535,986**	**-**	**$ 66,699,451**	**-**	**-**
3_EXPENDITURES-total expenditures	**$ 356,203,456**	**$ 630,713,003**	**$ 374,040,931**	**$ 3,849,751,435**	**$ 397,793,418**	**$ 432,573,739**
Income Statement	**$ 939,349**	**$ 13,675,983**	**$ (1,794,496)**	**$ 8,396,670**	**$ 0**	**$ 0**

**Informational Only, Budget is presented for adoption by Fund and Department

Cash on Hand/Statement of Balances/ Debt Schedule

MELANIE K. BUSH
MONTGOMERY COUNTY TREASURER
501 North Thompson, Suite 201, Conroe, Texas 77301
P.O. Box 1307, Conroe, Texas 77305
Phone: (936) 539-7844
Fax: (936) 760-6960

STATEMENT OF BALANCES

For the period of July 1, 2023 through July 31, 2023

Fund:	Fund Name:	Cash Code:	Beginning Balance:	Deposits:	Interest:	Disbursements:	Ending Balance:	Outstanding Investments:	Total:
100	General	8080	$ 66,958,911.09	$ 6,767,262.17	$ 276,289.91	$ 25,000,000.00	$ 49,002,463.17	$ 0.00	$ 49,002,463.17
100	IntraFi 2	6905	$ 50,000,000.00	$ 0.00	$ 234,380.76	$ 234,380.76	$ 50,000,000.00	$ 0.00	$ 50,000,000.00
100	IntraFi 3	7168	$ 50,000,000.00	$ 0.00	$ 234,380.69	$ 234,380.69	$ 50,000,000.00	$ 0.00	$ 50,000,000.00
100	General Disbursement	3170	$ 29,774,037.12	$ 33,264,517.64	$ 118,973.60	$ 41,907,932.54	$ 21,249,595.82	$ 123,682,542.80	$ 144,932,138.62
100	IntraFi 4	7408	$ 0.00	$ 0.00	$ 0.00	$ 0.00	$ 0.00	$ 0.00	$ 0.00
100	Payroll	8106	$ 217,961.19	$13,141,528.64	$ 5,255.45	$ 13,131,868.64	$ 232,876.64	$ 0.00	$ 232,876.64
100	Bail Bond - TexPool		$ 0.00	$ 0.00	$ 0.00	$ 0.00	$ 0.00	$ 11,636.00	$ 11,636.00
100	Animal Shelter - CC	8523	$ 212,090.61	$ 17,006.88	$ 1,027.05	$ 0.00	$ 230,124.54	$ 0.00	$ 230,124.54
100	Convention Center - CC	8515	$ 140,639.04	$ 7,330.50	$ 667.90	$ 0.00	$ 148,637.44	$ 0.00	$ 148,637.44
100	District Attorney - CC	8796	$ 16,800.00	$ 1,800.00	$ 0.00	$ 0.00	$ 18,600.00	$ 0.00	$ 18,600.00
100	Drug Court - CC	4835	$ 36,092.62	$ 3,622.00	$ 167.68	$ 0.00	$ 39,882.30	$ 0.00	$ 39,882.30
100	DWI Court - CC	4843	$ 39,656.70	$ 3,952.00	$ 183.54	$ 0.00	$ 43,792.24	$ 0.00	$ 43,792.24
100	Fire Marshal - CC	9133	$ 309,553.91	$ 23,364.00	$ 1,479.26	$ 0.00	$ 334,397.17	$ 0.00	$ 334,397.17
100	Forensics - CC	5792	$ 1,004.71	$ 0.00	$ 4.67	$ 0.00	$ 1,009.38	$ 0.00	$ 1,009.38
100	Permitting - CC	5784	$ 370,397.12	$ 42,535.00	$ 1,794.38	$ 0.00	$ 414,726.50	$ 0.00	$ 414,726.50
100	General Investments Account	8327	$ 3,550,158.13	$ 0.00	$ 16,500.94	$ 0.00	$ 3,566,659.07	$ 0.00	$ 3,566,659.07
100	Jury	8072	$ 105,391.91	$ 14,061.00	$ 648.01	$ 36,141.00	$ 83,959.92	$ 0.00	$ 83,959.92
100	Sheriff- Alarm Permits CC	7097	$ 1,554.97	$ 0.00	$ 6.99	$ 1,554.97	$ 6.99	$ 0.00	$ 6.99
100	Sheriff- Training Academy CC	5535	$ 923.58	$ 0.00	$ 4.10	$ 0.00	$ 927.68	$ 0.00	$ 927.68
100	Total 110		$ 201,735,172.70	$ 53,286,979.83	$ 891,764.93	$ 80,546,258.60	$ 175,367,658.86	$ 123,694,178.80	$ 299,061,837.66
100	**Total Fund**		**$ 201,735,172.70**	**$ 53,286,979.83**	**$ 891,764.93**	**$ 80,546,258.60**	**$ 175,367,658.86**	**$ 123,694,178.80**	**$ 299,061,837.66**
100	**Total Investments Fund**							**$ 123,694,178.80**	**$ 123,694,178.80**
200	Commissioner Precinct 1 Lake Park Credit Card	4850	$ 37,411.24	$ 13,405.00	$ 198.17	$ 0.00	$ 51,014.41	$ 0.00	$ 51,014.41
200	Road & Bridge	1605	$ 25,315,678.07	$ 984,191.53	$ 119,336.48	$ 0.00	$ 26,419,206.08	$ 0.00	$ 26,419,206.08
200	Direct Investment Road & Bridge	1605	$ 0.00	$ 0.00	$ 0.00	$ 0.00	$ 0.00	$ 354,251.94	$ 354,251.94
200	**Total Fund**		**$ 25,353,089.31**	**$ 997,596.53**	**$ 119,534.65**	**$ 0.00**	**$ 26,470,220.49**	**$ 354,251.94**	**$ 26,824,472.43**
200	**Total Investments Fund**							**$ 354,251.94**	**$ 354,251.94**
204	Law Library	1639	$ 885,488.91	$ 35,184.50	$ 4,183.41	$0.00	$ 924,856.82	$0.00	$ 924,856.82
204	**Total Fund**		**$ 885,488.91**	**$ 35,184.50**	**$ 4,183.41**	**$ 0.00**	**$ 924,856.82**	**$ 0.00**	**$ 924,856.82**
204	**Total Investments Fund**							**$ 0.00**	**$ 0.00**

STATEMENT OF BALANCES

For the period of July 1, 2023 through July 31, 2023

Fund:	Fund Name:	Cash Code:	Beginning Balance:	Deposits:	Interest:	Disbursements:	Ending Balance:	Outstanding Investments:	Total:
206	Records Management		$ 0.00	$ 0.00	$ 0.00	$ 0.00	$ 0.00	$ 0.00	$ 0.00
206	Records Management		$ 0.00	$ 0.00	$ 0.00	0.00	0.00	$ 3,028,500.99	$ 3,028,500.99
206	**Total Fund**							**$ 3,028,500.99**	**$ 3,028,500.99**
208	Records Management - DC		$ 0.00	$ 0.00	$ 0.00	$ 0.00	$ 0.00	$ 143,641.16	$ 143,641.16
208	**Total Fund**							**$ 143,641.16**	**$ 143,641.16**
209	District Clerk - RC		$ 0.00	$ 0.00	$ 0.00	$ 0.00	$ 0.00	$ 87,316.92	$ 87,316.92
209	**Total Fund**							**$ 87,316.92**	**$ 87,316.92**
210	Digital Preservation		$ 0.00	$ 0.00	$ 0.00	$ 0.00	$ 0.00	$ 178,961.08	$ 178,961.08
210	**Total Fund**							**$ 178,961.08**	**$ 178,961.08**
254	Election Services - TexPool		$ 0.00	$ 0.00	$ 0.00	$ 0.00	$ 0.00	$ 77,607.78	$ 77,607.78
254	**Total Fund**							**$77,607.78**	**$ 77,607.78**
220	Juvenile Probation	4381	$ 774,063.63	$ 200.00	$ 3,597.83	$ 0.00	$ 777,861.46	$ 0.00	$ 777,861.46
220	Special Revenue		$ 0.00				$ 0.00	$ 0.00	$ 0.00
220	**Total Fund**		**$ 774,063.63**	**$ 200.00**	**$ 3,597.83**	**$ 0.00**	**$ 777,861.46**	**$ 0.00**	**$ 777,861.46**
220	**Total Investments Fund**							**$ 0.00**	**$ 0.00**
232	Airport Grants		$ 0.00	$ 0.00	$ 0.00	$ 0.00	$ 0.00	$ 704,098.63	$ 704,098.63
232	**Total Fund**							**$ 704,098.63**	**$ 704,098.63**
300	Debt Service	2025	$ 2,327,300.04	$ 0.00	$ 10,817.16	$ 0.00	$ 2,338,117.20	$ 0.00	$ 2,338,117.20
300	Debt Service - TexPool		$ 0.00	$ 0.00	$ 0.00	$ 0.00	$ 0.00	$ 608,429.29	$ 608,429.29
300	Debt Service - Texas Class		$ 0.00	$ 0.00	$ 0.00	$ 0.00	$ 0.00	$ 42,826.96	$ 42,826.96
300	**Total Fund**		**$ 2,327,300.04**	**$ 0.00**	**$ 10,817.16**	**$ 0.00**	**$ 2,338,117.20**	**$ 651,256.25**	**$ 2,989,373.45**
300	**Total Investments Fund**							**$ 651,256.25**	**$ 651,256.25**
401	CP PROJ - Limited TBOND-2010	3922	$ 2,782,659.15	$ 9,747.42	$ 12,965.79	$ 0.00	$ 2,805,372.36	$ 0.00	$ 2,805,372.36
401	Guaranty Bank CD		$ 0.00	$ 0.00	$ 0.00	$ 0.00	$ 0.00	$ 0.00	$ 0.00
401	CP Pass Thru 2010- Texas Class		$ 0.00	$ 0.00	$ 0.00	$ 0.00	$ 0.00	$ 2,859,260.37	$ 2,859,260.37
	Total Fund		**$ 2,782,659.15**	**$ 9,747.42**	**$ 12,965.79**	**$ 0.00**	**$ 2,805,372.36**	**$ 2,859,260.37**	**$ 5,664,632.73**
401	**Total Investments Fund**							**$ 2,859,260.37**	**$ 2,859,260.37**
402	Capital Project Certificate of Obligation Series 2012	6263	$ 1,931.04	$ 0.00	$ 8.98	$ 0.00	$ 1,940.02	$ 0.00	$ 1,940.02
402	**Total Fund**		**$ 1,931.04**	**$ 0.00**	**$ 8.98**	**$ 0.00**	**$ 1,940.02**	**$ 0.00**	**$ 1,940.02**
402	**Total Investments Fund**							**$ 0.00**	**$ 0.00**

STATEMENT OF BALANCES

For the period of July 1, 2023 through July 31, 2023

Fund:	Fund Name:	Cash Code:	Beginning Balance:	Deposits:	Interest:	Disbursements:	Ending Balance:	Outstanding Investments:	Total:
404	Capital Project - Road Bonds 2016	8556	$9,880.13	$ 0.00	$45.92	$ 0.00	$9,926.05	$ 0.00	$ 9,926.05
404	**Total Fund**		**$ 9,880.13**	**$ 0.00**	**$ 45.92**	**$ 0.00**	**$ 9,926.05**	**$ 0.00**	**$9,926.05**
404	**Total Investments Fund**							**$ 0.00**	**$ 0.00**
405	Capital Project - Road Bonds - 2016A	1206	$11,877.62	$0.00	$55.21	$0.00	$ 11,932.83	$ 0.00	$11,932.83
405	**Total Fund**		**$ 11,877.62**	**$ 0.00**	**$ 55.21**	**$ 0.00**	**$ 11,932.83**	**$ 0.00**	**$ 11,932.83**
405	**Total Investments Fund**							**$ 0.00**	**$ 0.00**
406	Capital Project - Road Bonds - 2018	2229	$20,496.54	$0.00	$95.27	$0.00	$ 20,591.81	$ 0.00	$20,591.81
406	**Total Fund**		**$ 20,496.54**	**$ 0.00**	**$ 95.27**	**$ 0.00**	**$ 20,591.81**	**$ 0.00**	**$20,591.81**
406	**Total Investments Fund**							**$ 0.00**	**$ 0.00**
407	Capital Project - Road Bonds - 2018B	8549	$1,974,921.84	$118,240.48	$9,197.05	$0.00	$ 2,102,359.37	$ 0.00	$2,102,359.37
407	**Total Fund**		**$ 1,974,921.84**	**$ 118,240.48**	**$ 9,197.05**	**$ 0.00**	**$ 2,102,359.37**	**$ 0.00**	**$ 2,102,359.37**
407	**Total Investments Fund**							**$ 0.00**	**$0.00**
407	IntraFi 1 - 8549	6897	$25,222,941.38	$ 0.00	$118,240.48	$118,240.48	**$ 25,222,941.38**	$ 0.00	$25,222,941.38
407	**Total Fund**		**$ 25,222,941.38**	**$ 0.00**	**$ 118,240.48**	**$ 118,240.48**	**$ 25,222,941.38**	**$ 0.00**	**$ 25,222,941.38**
407	**Total Investments Fund**							**$ 0.00**	**$ 0.00**
422	Road Bond 2015 Issue Reimbursements	9676	$0.00	$ 0.00	$0.00	$0.00	**$ 0.00**	$ 0.00	$0.00
422	**Total Fund**		**$ 0.00**	**$ 0.00**	**$ 0.00**	**$ 0.00**	**$ 0.00**	**$ 0.00**	**$ 0.00**
422	**Total Investments Fund**							**$ 0.00**	**$ 0.00**
5700	Montgomery County Toll Road	8202	$8,565,049.71	$71,515.86	$ 0.00	$ 123,217.95	$ 8,513,347.62	$ 0.00	$8,513,347.62
5700	MCTRA-OPS/Main - 10003	5957	$ 0.00	$ 0.00	$ 0.00	$ 0.00	$ 0.00	$ 535,395.57	$535,395.57
5700	MCTRA-Renew/REPL - 10004	5958	$ 0.00	$ 0.00	$ 0.00	$ 0.00	$ 0.00	$ 646,032.44	$646,032.44
5700	MCTRA 2018 Project Sub Account - 10007	5962	$ 0.00	$ 0.00	$ 0.00	$ 0.00	$ 0.00	$ 20,817.08	$20,817.08
5700	MCTRA Renewal & Reserve - 10005	5959	$ 0.00	$ 0.00	$ 0.00	$ 0.00	$ 0.00	$ 1,035,997.93	$1,035,997.93
5700	MCTRA PROJ Enhance Fund - 10006	5960	$ 0.00	$ 0.00	$ 0.00	$ 0.00	$ 0.00	$ 22,262,391.48	$22,262,391.48
5700	MCTRA REV. Fund - 10000	5930	$ 0.00	$ 0.00	$ 0.00	$ 0.00	$ 0.00	$ 1,372,339.68	$1,372,339.68
5700	**Total Fund**		**$8,565,049.71**	**$71,515.86**	**$0.00**	**$123,217.95**	**$8,513,347.62**	**$ 25,872,974.18**	**$34,386,321.80**
5700	**Total Investments Fund**							**$ 25,872,974.18**	**$ 25,872,974.18**
5700	MCTRA 2018 DSR Trust - 10002	5955	$ 0.00	$ 0.00	$ 0.00	$ 0.00	$ 0.00	$ 6,654,631.33	$6,654,631.33
5700	MCTRA DSR Bond Proceeds - 10008	5963	$ 0.00	$ 0.00	$ 0.00	$ 0.00	$ 0.00	$ 0.00	$0.00
5700	MCTRA 2018 Debt Service - 10001	5952	$ 0.00	$ 0.00	$ 0.00	$ 0.00	$ 0.00	$ 1,916,613.71	$1,916,613.71
5700	**Total Fund**		**$0.00**					**$ 8,571,245.04**	**$ 8,571,245.04**

MONTGOMERY COUNTY, TEXAS
Report of Cash & Investment Balances - County's Depository
For the 10 Months Ended July 31, 2023

	Balance
Cash - County	269,144,396
Cash - Montgomery County Toll Road Authority	8,636,566
Total Cash Balance	**$ 277,780,962**

	Balance
Investments - County	130,783,543
Investments - Montgomery County Toll Road Authority	31,530,725
Total Investments	**$ 162,314,268**

MONTGOMERY COUNTY, TEXAS
Schedule of Indebtedness
As of July 31, 2023

	Interest Rate (%)	Issue Date	Maturity Date	Balances Outstanding
GENERAL OBLIGATION BONDS:				
Refunding Bonds, Series 2014A	5.00	2014	2025	38,720,000
Refunding Bonds, Series 2016	4.25-5.25	2016	2032	58,925,000
Road Bonds, Series 2016	4.25-5.25	2016	2041	48,805,000
Refunding Bonds, Series 2016A	3.00-5.00	2016	2030	25,580,000
Road Bonds, Series 2016A	4.00-5.00	2016	2042	65,455,000
Road Bonds, Series 2018	4.00-5.00	2018	2043	40,220,000
Road Bonds, Series 2018B	3.50-5.00	2018	2040	86,640,000
Refunding Bonds, Series 2018	4.00	2018	2030	26,965,000
Refunding Bonds, Series 2020	4.00-5.00	2021	2032	20,240,000
Refunding Bonds, Series 2021	4.00-5.00	2022	2032	7,765,000
TOTAL GENERAL OBLIGATION BONDS PAYABLE				419,315,000
CERTIFICATES OF OBLIGATION:				
Series 2010B	3.00-5.40	2010	2039	22,350,000
TOTAL CERTIFICATES OF OBLIGATION				22,350,000
TOTAL BONDED DEBT				**441,665,000**
OTHER INDEBTEDNESS:				
CAPITAL LEASES				**13,079,968**
MONTGOMERY COUNTY TOLL ROAD AUTHORITY:				
Senior Lien Toll Revenue Bonds, Series 2018	5.00	2018	2048	87,680,000
TOTAL DEBT FOR MONTGOMERY COUNTY TOLL ROAD AUTHORITY				**87,680,000**
TOTAL INDEBTEDNESS				**$ 542,424,968**

Reconciliation of Cash and Investment Balances
County General Ledger to Statement of Balances
For the Month Ended July 31, 2023

	Cash	Investment
General Ledger Balance	277,780,962	162,314,268
Additions:		
Accounts Classified as Investments for Treasurer but Cash for County		
Amounts journalized in following month - County Custodial Accounts controlled by Treasurer	11,356,254	
Subtractions:		
Accounts Classified as Investments for Treasurer but Cash for County	(5)	5
Accounts not handled by Treasurer		
SIT Escrow	(2,004,390)	
County Attorney Discretionary	(138,984)	
District Attorney State Admin	(10,660)	
County Attorney State Admin	(10,976)	
Forfeitures Fund	(1,750,739)	
Jail Commissary	(2,415,652)	
Contract Election Fund	(2,674,762)	
Elections Chap 19	(638)	
Joe Corley	(0)	
Constables Special Accounts	(5,945)	
Cash on Hand (various funds)	(35,130)	
Amounts journalized in following month - County	(24,165,955)	3,909,020
	255,923,380	166,223,293
Statement of Balances	255,923,380	166,223,293
Variance	0	0

Any variance exists due to rounding of amounts

Revenues

100-General Fund

Total Department	FY 2022		FY 2023	FY 2024
	Adopted	Actual	Adopted	Adopted
400100-current taxes	$ 193,686,939	$ 191,291,902	$ 233,574,342	$ 246,490,368
400110-delinquent taxes	$ 1,438,304	$ 2,031,140	$ 1,149,550	$ 1,512,987
400120-penalty and interest	$ 1,555,491	$ 1,744,156	$ 1,584,854	$ 1,361,688
400130-special assessments	$ 475,000	$ 1,055,188	$ 475,000	$ 500,000
400140-other taxes	$ 2,425,000	$ 3,856,571	$ 10,171,634	$ 12,734,272
3_400-total taxes	**$ 199,580,734**	**$ 199,978,956**	**$ 246,955,380**	**$ 262,599,315**
410100-tabc licenses	$ 205,000	$ 267,404	$ 205,000	$ 205,000
410102-health permits	$ 535,000	$ 685,265	$ 625,000	$ 600,000
410104-animal control transport	$ 5,000	$ 2,915	$ 5,000	$ 5,000
410106-food service permits	$ 600,000	$ 744,045	$ 650,000	$ 728,000
410108-alarm permits	$ 850,000	$ 648,947	$ 725,000	$ 800,000
410116-recycle center permits	-	$ 1,750	-	-
3_410-total licenses and permits	**$ 2,195,000**	**$ 2,350,326**	**$ 2,210,000**	**$ 2,338,000**
420100-federal grant revenue	-	$ 26,820	-	-
420106-federal contract reimbursement	-	$ 201,970	-	-
420108-federal inmate housing	-	$ 78,597	-	-
3_4201-total federal revenue	-	$ 307,387	-	$ 0
420200-state grant revenue	$ 460,000	$ 357,174	$ 357,000	$ 347,588
420204-state allocations	$ 490,000	$ 541,416	$ 574,000	$ 504,000
420206-state contract reimbursement	-	$ 225,132	-	-
3_4202-total state revenue	$ 950,000	$ 1,123,722	$ 931,000	$ 851,588
420300-other grant revenue	-	$ 3,085	-	-
3_4203-total other revenue	-	$ 3,085	-	-
3_420-total intergovernmental revenue	**$ 950,000**	**$ 1,434,194**	**$ 931,000**	**$ 851,588**
430102-county/district court fees	-	$ 288	-	-
430104-county judge fees	$ 13,000	$ 19,706	$ 15,000	$ 15,000
430106-sheriff fees	$ 275,000	$ 289,680	$ 200,000	$ 250,000

Total Department	FY 2022		FY 2023	FY 2024
	Adopted	Actual	Adopted	Adopted
430108-county attorney fees	$ 30,000	$ 24,840	$ 11,000	$ 11,000
430110-county clerk fees	$ 4,021,372	$ 5,290,112	$ 4,327,000	$ 4,424,906
430118-tpw sales tax commission	$ 555,000	$ 613,843	$ 660,000	$ 677,925
430120-application fees	$ 3,000	$ 1,000	$ 1,000	$ 1,000
430122-supplemental mvd fees	$ 1,600,000	$ 1,670,799	$ 1,600,000	$ 1,700,000
430124-sales tax commissions	$ 4,625,347	$ 5,894,349	$ 5,894,349	$ 6,511,787
430126-tpw title fee	$ 2,500	$ 24,549	$ 25,000	$ 25,000
430128-vtr license app fee-owner	-	$ 5,175	-	-
430130-vtr license app fee-runner	-	$ 950	-	-
430132-district clerk fees	$ 1,395,000	$ 1,331,496	$ 1,495,000	$ 1,555,000
430134-justice of the peace fees	$ 4,929,000	$ 4,522,502	$ 4,235,000	$ 4,935,000
430136-truancy prevention and diversion ccp 102.015	$ 5,000	$ 67,704	$ 5,000	-
430137-TRUANCY COURT 65.107	-	$ 400	-	-
430138-constable fees	$ 400,000	$ 361,550	$ 400,000	$ 375,000
430140-voter registration fees	$ 50	$ 188	$ 50	$ 50
430142-criminal justice fees	$ 210,000	$ 415,457	$ 260,000	$ 250,000
430144-child safety	$ 750	$ 2,123	$ 750	$ 2,000
430148-bail bond administration fees	$ 5,000	$ 2,800	$ 5,000	$ 5,000
430150-traffic safety fees	$ 50,000	$ 43,531	$ 50,000	$ 55,000
430152-failure to appear fees	$ 72,500	$ 109,018	$ 100,000	$ 100,000
430156-leose-annual allocation	-	$ 47,571	-	-
430158-judicial education	$ 5,000	$ 8,815	$ 6,500	$ 5,000
430160-trial fees	$ 1,000	-	-	-
430162-park fees	$ 115,000	-	$ 115,000	$ 250,000
430164-hb530 drug court fee-unrestricted	$ 25,000	$ 32,241	$ 25,000	$ 25,000
430166-ccp102.0178 drug court fee-restricted	$ 70,000	$ 58,289	$ 54,000	$ 54,000
430168-stenographer fees	-	$ (1,258)	-	-
430170-hazardous waste management fee	$ 20,000	$ 15,086	$ 10,000	$ 10,000
430172-academy revenue	$ 7,500	$ 2,770	$ 7,500	$ 7,500

Total Department	FY 2022		FY 2023	FY 2024
	Adopted	Actual	Adopted	Adopted
430174-detention administration services	$ 500,000	$ 695,350	$ 625,000	$ 625,000
430176-probation fees	-	$ 14,316	-	-
430178-community restitution fees	-	$ 832	-	-
430180-vehicle towing program fees	$ 270,000	$ 45,125	$ 70,000	$ 75,000
430182-fingerprint fees	$ 10,000	$ 8,635	$ 10,000	$ 10,000
430184-fire inspection fee-existing	$ 386,735	$ 363,946	$ 332,908	$ 350,000
430186-fire inspection fee-new construction	$ 994,461	$ 783,250	$ 1,200,000	$ 950,000
430190-adoption fees	$ 90,000	$ 64,048	$ 90,000	$ 90,000
430192-animal shelter fees	$ 90,000	$ 12,735	$ 20,000	$ 10,000
430194-clinic services	-	$ 125,432	$ 119,474	-
430196-impound fees	$ 15,000	$ 5,790	$ 6,000	$ 10,000
430200-inquests and autopsies	$ 160,000	$ 2,400	$ 10,000	-
430210-forensic administration fee	$ 1,500	$ 653	$ 1,500	$ 1,000
430212-jury fees	$ 60,000	$ 101,198	$ 60,000	$ 70,000
430214-program fees	$ 310,000	$ 240,566	$ 236,000	$ 236,000
430216-inmate telephone fee	$ 60,000	$ 78,465	$ 65,000	$ 60,000
430218-mrt book fee	-	$ 2,310	-	-
430224-book fines	$ 10,000	$ 87,633	$ 30,000	$ 50,000
430226-rental/user fees	$ 1,035,000	$ 633,630	$ 1,035,000	$ 1,165,000
430228-collection fee	$ 72,500	$ 301,566	$ 68,750	$ 67,283
430230-fuel flow fees	$ 140,000	$ 209,770	$ 140,000	$ 260,000
430550-third party collection fee	-	$ (41,791)	-	-
3_430-total fees and charges for service	**$ 22,641,215**	**$ 24,591,433**	**$ 23,621,781**	**$ 25,274,451**
440100-interest-bank	$ 419,686	$ 2,245,781	$ 353,812	$ 1,000,000
440110-fair market value	-	$ (5,087,305)	-	-
440120-investment earnings	$ 390,894	$ 1,171,675	$ 1,000,000	$ 500,000
3_440-interest earnings	**$ 810,580**	**$ (1,669,848)**	**$ 1,353,812**	**$ 1,500,000**
450100-commissions	$ 6,500	$ 241,491	$ 6,500	$ 3,000
450200-contract service revenue	$ 24,283,482	$ 27,717,910	$ 12,548,446	$ 22,566,373

Total Department	FY 2022		FY 2023	FY 2024
	Adopted	Actual	Adopted	Adopted
450210-contract reimbursement-administration	$ 295,000	$ 579,028	$ 540,000	$ 540,000
450300-contributions	-	$ 287,436	$ 1,200,000	-
450314-litigation settlement	-	$ 4,000	-	-
450318-rents/leases	$ 8,000	$ 1,010,876	$ 8,000	$ 8,000
450320-miscellaneous revenue	$ 210,000	$ 646,729	$ 210,000	$ 210,000
450322-reimbursement pre-judgment	-	$ 975	$ 500	$ 500
450324-reimbursement post-judgment	$ 120,000	$ 176,370	$ 120,000	$ 136,000
450326-temporary suspense revenue	-	$ 775	-	-
450328-sale of assets	$ 200,000	$ 396,828	$ 200,000	$ 200,000
3_450-miscellaneous	**$ 25,122,982**	**$ 31,062,418**	**$ 14,833,446**	**$ 23,663,873**
460100-court fines	$ 625,000	$ 352,497	$ 400,000	$ 400,000
460110-estray proceeds	-	$ 16,121	-	-
460130-forfeitures-bonds	$ 75,000	$ 95,713	$ 75,000	$ 90,000
3_460-fines/forfeitures	**$ 700,000**	**$ 464,331**	**$ 475,000**	**$ 490,000**
470100-transfers in	-	$ 2,129,022	-	-
3_470-total transfers in	**-**	**$ 2,129,022**	**-**	**-**
480130-capital lease financing	-	$ 8,131,117	-	-
3_480-other financing sources	**-**	**$ 8,131,117**	**-**	**-**
490100-budgeted transfer from fund balance	$ 6,000,315	-	$ 4,397,783	-
3_490	**$ 6,000,315**	**-**	**$ 4,397,783**	**-**
3_Revenue-Total Revenue	**$ 258,000,825**	**$ 268,471,948**	**$ 294,778,202**	**$ 316,717,227**

200-Road and Bridge

Total Department	FY 2022		FY 2023	FY 2024
	Adopted	Actual	Adopted	Adopted
400100-current taxes	$ 31,096,934	$ 30,732,211	$ 32,708,801	$ 40,306,156
400110-delinquent taxes	$ 226,088	$ 303,180	$ 156,053	$ 238,095
400120-penalty and interest	$ 244,509	$ 222,438	$ 215,146	$ 214,286
400140-other taxes	$ 350,000	$ 366,497	$ 350,000	$ 350,000
3_400-total taxes	**$ 31,917,531**	**$ 31,624,326**	**$ 33,430,000**	**$ 41,108,537**
410103-mass gathering permit	-	$ 400	-	-
410110-auto registration	$ 5,800,000	$ 6,620,905	$ 6,200,000	$ 6,500,000
410113-development permit	-	$ 1,357,175	-	$ 1,400,000
410114-overload permits	$ 100	$ 71,575	$ 100	$ 100
3_410-total licenses and permits	**$ 5,800,100**	**$ 8,050,055**	**$ 6,200,100**	**$ 7,900,100**
420102-federal program income	-	$ 198,587	-	-
3_4201-total federal revenue	-	$ 198,587	-	-
420304-other allocations	$ 135,000	$ 191,805	$ 135,000	$ 150,000
3_4203-total other revenue	$ 135,000	$ 191,805	$ 135,000	$ 150,000
3_420-total intergovernmental revenue	**$ 135,000**	**$ 390,392**	**$ 135,000**	**$ 150,000**
430112-subdivision fees	$ 225,000	$ 456,195	$ 225,000	$ 250,000
430114-flood plain fees	$ 1,150,000	$ 596,321	$ 1,150,000	-
430222-recycle fees	-	$ 234,229	-	-
430226-rental/user fees	-	$ 537,115	-	-
3_430-total fees and charges for service	**$ 1,375,000**	**$ 1,823,860**	**$ 1,375,000**	**$ 250,000**
440100-interest-bank	$ 25,000	$ 192,428	$ 25,000	$ 25,000
440120-investment earnings	$ 58,000	$ 9,594	$ 58,000	$ 58,000
3_440-interest earnings	**$ 83,000**	**$ 202,022**	**$ 83,000**	**$ 83,000**
450200-contract service revenue	-	$ 8,966,955	-	$ 399,969
450300-contributions	-	$ 700	-	-
450314-litigation settlement	-	$ 581,576	-	-
450316-insurance reimbursement	-	$ 2,232,729	-	-

Total Department	FY 2022		FY 2023	FY 2024
	Adopted	Actual	Adopted	Adopted
450318-rents/leases	-	$ 4,381	-	-
450320-miscellaneous revenue	-	$ 26,405	-	-
450328-sale of assets	-	$ 101,439	-	-
3_450-miscellaneous	**-**	**$ 11,914,185**	**-**	**$ 399,969**
460100-court fines	$ 1,500,000	$ 1,210,270	$ 1,500,000	$ 1,500,000
3_460-fines/forfeitures	**$ 1,500,000**	**$ 1,210,270**	**$ 1,500,000**	**$ 1,500,000**
470100-transfers in	-	$ 837,332	-	-
3_470-total transfers in	**-**	**$ 837,332**	**-**	**-**
490100-budgeted transfer from fund balance	$ 574,998	-	-	-
3_490	**$ 574,998**	**-**	**-**	**-**
3_Revenue-Total Revenue	**$ 41,385,629**	**$ 56,052,443**	**$ 42,723,100**	**$ 51,391,606**

202-Forfeitures

Total Department	FY 2022		FY 2023	FY 2024
	Adopted	Actual	Adopted	Adopted
440100-interest-bank	-	$ 14,159	-	-
3_440-interest earnings	**-**	**$ 14,159**	**-**	**-**
460120-forfeitures	$ 1,237,421	$ 869,623	$ 1,204,132	$ 1,388,038
3_460-fines/forfeitures	**$ 1,237,421**	**$ 869,623**	**$ 1,204,132**	**$ 1,388,038**
3_Revenue-Total Revenue	**$ 1,237,421**	**$ 883,782**	**$ 1,204,132**	**$ 1,388,038**

203-Jail Commissary

Total Department	FY 2022		FY 2023	FY 2024
	Adopted	Actual	Adopted	Adopted
430220-commissary sales	$ 1,920,931	$ 2,049,070	$ 2,638,936	$ 3,677,953
3_430-total fees and charges for service	**$ 1,920,931**	**$ 2,049,070**	**$ 2,638,936**	**$ 3,677,953**
440100-interest-bank	-	$ 24,188	-	-
3_440-interest earnings	**-**	**$ 24,188**	**-**	**-**
3_Revenue-Total Revenue	**$ 1,920,931**	**$ 2,073,258**	**$ 2,638,936**	**$ 3,677,953**

204-Law Library

Total Department	FY 2022		FY 2023	FY 2024
	Adopted	Actual	Adopted	Adopted
430110-county clerk fees	$ 65,978	$ 74,247	$ 70,000	$ 79,953
430132-district clerk fees	$ 300,566	$ 272,746	$ 328,413	$ 344,668
3_430-total fees and charges for service	**$ 366,544**	**$ 346,993**	**$ 398,413**	**$ 424,621**
440100-interest-bank	-	$ 6,529	-	-
3_440-interest earnings	**-**	**$ 6,529**	**-**	**-**
450320-miscellaneous revenue	-	$ 7,677	-	-
3_450-miscellaneous	**-**	**$ 7,677**	**-**	**-**
3_Revenue-Total Revenue	**$ 366,544**	**$ 361,199**	**$ 398,413**	**$ 424,621**

205-Pre-Trial Diversion

Total Department	FY 2022		FY 2023	FY 2024
	Adopted	Actual	Adopted	Adopted
430146-pretrial diversion fees	$ 55,160	$ 24,300	$ 58,675	$ 37,625
3_430-total fees and charges for service	**$ 55,160**	**$ 24,300**	**$ 58,675**	**$ 37,625**
3_Revenue-Total Revenue	**$ 55,160**	**$ 24,300**	**$ 58,675**	**$ 37,625**

206-County Clerk Records Mgmt & Pres

Total Department	FY 2022		FY 2023	FY 2024
	Adopted	Actual	Adopted	Adopted
430100-county records management fees	-	$ 975,654	$ 636,539	$ 1,256,226
430110-county clerk fees	$ 634,456	-	-	-
3_430-total fees and charges for service	**$ 634,456**	**$ 975,654**	**$ 636,539**	**$ 1,256,226**
440120-investment earnings	-	$ 23,978	-	-
3_440-interest earnings	**-**	**$ 23,978**	**-**	**-**
3_Revenue-Total Revenue	**$ 634,456**	**$ 999,632**	**$ 636,539**	**$ 1,256,226**

207-County Records Mgmt

Total Department	FY 2022		FY 2023	FY 2024
	Adopted	Actual	Adopted	Adopted
430100-county records management fees	$ 77,402	$ 4,939	$ 77,000	$ 65,000
430110-county clerk fees	-	$ 26,212	-	-
3_430-total fees and charges for service	**$ 77,402**	**$ 31,150**	**$ 77,000**	**$ 65,000**
3_Revenue-Total Revenue	**$ 77,402**	**$ 31,150**	**$ 77,000**	**$ 65,000**

208-District Clerk Records Mgmt & Preservation

Total Department	FY 2022		FY 2023	FY 2024
	Adopted	Actual	Adopted	Adopted
430132-district clerk fees	$ 104,740	$ 231,375	$ 106,268	$ 109,745
3_430-total fees and charges for service	**$ 104,740**	**$ 231,375**	**$ 106,268**	**$ 109,745**
440120-investment earnings	-	$ 1,137	-	-
3_440-interest earnings	**-**	**$ 1,137**	**-**	**-**
3_Revenue-Total Revenue	**$ 104,740**	**$ 232,512**	**$ 106,268**	**$ 109,745**

209-District Clerk Records Preservation

Total Department	FY 2022		FY 2023	FY 2024
	Adopted	Actual	Adopted	Adopted
430132-district clerk fees	$ 60,000	$ 25,520	$ 60,000	$ 60,000
3_430-total fees and charges for service	**$ 60,000**	**$ 25,520**	**$ 60,000**	**$ 60,000**
440120-investment earnings	-	$ 691	-	-
3_440-interest earnings	**-**	**$ 691**	**-**	**-**
3_Revenue-Total Revenue	**$ 60,000**	**$ 26,211**	**$ 60,000**	**$ 60,000**

211-County and District Court Technology

Total Department	FY 2022		FY 2023	FY 2024
	Adopted	Actual	Adopted	Adopted
430110-county clerk fees	$ 19,500	$ 11,540	$ 32,500	$ 15,500
430132-district clerk fees	$ 13,000	$ 5,083	-	$ 8,500
3_430-total fees and charges for service	**$ 32,500**	**$ 16,623**	**$ 32,500**	**$ 24,000**
3_Revenue-Total Revenue	**$ 32,500**	**$ 16,623**	**$ 32,500**	**$ 24,000**

212-Court Guardianship

Total Department	FY 2022		FY 2023	FY 2024
	Adopted	Actual	Adopted	Adopted
430110-county clerk fees	-	$ 15,169	-	-
430116-court guardianship fee	$ 70,000	$ 39,458	$ 70,000	-
3_430-total fees and charges for service	**$ 70,000**	**$ 54,627**	**$ 70,000**	**-**
3_Revenue-Total Revenue	**$ 70,000**	**$ 54,627**	**$ 70,000**	**-**

213-Court Reporter

Total Department	FY 2022		FY 2023	FY 2024
	Adopted	Actual	Adopted	Adopted
430168-stenographer fees	$ 230,132	$ 234,228	$ 171,900	$ 296,758
3_430-total fees and charges for service	**$ 230,132**	**$ 234,228**	**$ 171,900**	**$ 296,758**
3_Revenue-Total Revenue	**$ 230,132**	**$ 234,228**	**$ 171,900**	**$ 296,758**

214-Courthouse Security

Total Department	FY 2022		FY 2023	FY 2024
	Adopted	Actual	Adopted	Adopted
430102-county/district court fees	$ 275,000	$ 376,157	$ 275,000	$ 382,305
3_430-total fees and charges for service	**$ 275,000**	**$ 376,157**	**$ 275,000**	**$ 382,305**
3_Revenue-Total Revenue	**$ 275,000**	**$ 376,157**	**$ 275,000**	**$ 382,305**

215-Justice Courthouse Security

Total Department	FY 2022		FY 2023	FY 2024
	Adopted	Actual	Adopted	Adopted
430102-county/district court fees	$ 106,030	$ 104,379	-	-
430134-justice of the peace fees	-	$ 25,523	$ 112,880	$ 368,751
3_430-total fees and charges for service	**$ 106,030**	**$ 129,902**	**$ 112,880**	**$ 368,751**
3_Revenue-Total Revenue	**$ 106,030**	**$ 129,902**	**$ 112,880**	**$ 368,751**

216-Justice Court Technology

Total Department	FY 2022		FY 2023	FY 2024
	Adopted	Actual	Adopted	Adopted
430134-justice of the peace fees	$ 65,204	$ 106,074	$ 96,885	$ 174,073
3_430-total fees and charges for service	**$ 65,204**	**$ 106,074**	**$ 96,885**	**$ 174,073**
3_Revenue-Total Revenue	**$ 65,204**	**$ 106,074**	**$ 96,885**	**$ 174,073**

217-Juvenile Case Manager

Total Department	FY 2022		FY 2023	FY 2024
	Adopted	Actual	Adopted	Adopted
430134-justice of the peace fees	$ 336,315	$ 11,295	$ 324,724	-
3_430-total fees and charges for service	**$ 336,315**	**$ 11,295**	**$ 324,724**	**-**
470100-transfers in	-	$ 300,000	-	-
3_470-total transfers in	**-**	**$ 300,000**	**-**	**-**
3_Revenue-Total Revenue	**$ 336,315**	**$ 311,295**	**$ 324,724**	**-**

218-CC Vital Records Preservation

Total Department	FY 2022		FY 2023	FY 2024
	Adopted	Actual	Adopted	Adopted
430110-county clerk fees	$ 17,100	$ 27,483	$ 17,100	$ 17,100
3_430-total fees and charges for service	**$ 17,100**	**$ 27,483**	**$ 17,100**	**$ 17,100**
3_Revenue-Total Revenue	**$ 17,100**	**$ 27,483**	**$ 17,100**	**$ 17,100**

222 Jail Pass Thru

Total Department	FY 2022		FY 2023	FY 2024
	Adopted	Actual	Adopted	Adopted
420108-federal inmate housing	$ 24,000,000	$ 33,940,901	$ 12,000,000	$ 12,000,000
3_4201-total federal revenue	$ 24,000,000	$ 33,940,901	$ 12,000,000	$ 12,000,000
3_420-total intergovernmental revenue	**$ 24,000,000**	**$ 33,940,901**	**$ 12,000,000**	**$ 12,000,000**
3_Revenue-Total Revenue	**$ 24,000,000**	**$ 33,940,901**	**$ 12,000,000**	**$ 12,000,000**

228 County Clerk Archives

Total Department	FY 2022		FY 2023	FY 2024
	Adopted	Actual	Adopted	Adopted
430110-county clerk fees	-	-	-	$ 422,082
3_430-total fees and charges for service	**-**	**-**	**-**	**$ 422,082**
3_Revenue-Total Revenue	**-**	**-**	**-**	**$ 422,082**

300-Debt Service Fund

Total Department	FY 2022		FY 2023	FY 2024
	Adopted	Actual	Adopted	Adopted
400100-current taxes	$ 41,219,979	$ 40,733,047	$ 39,616,766	$ 42,138,253
400110-delinquent taxes	$ 35,608	$ 422,873	$ 694,398	$ 248,918
400120-penalty and interest	-	-	-	$ 224,026
400140-other taxes	-	$ 21	-	-
3_400-total taxes	**$ 41,255,587**	**$ 41,155,940**	**$ 40,311,164**	**$ 42,611,197**
420206-state contract reimbursement	-	-	-	$ 770,062
3_4202-total state revenue	-	-	-	$ 770,062
420304-other allocations	$ 2,015,460	$ 401,547	$ 400,000	$ 379,370
3_4203-total other revenue	$ 2,015,460	$ 401,547	$ 400,000	$ 379,370
3_420-total intergovernmental revenue	**$ 2,015,460**	**$ 401,547**	**$ 400,000**	**$ 1,149,432**
440100-interest-bank	-	$ 36,929	-	-
440120-investment earnings	-	$ 4,421	-	-
3_440-interest earnings	**-**	**$ 41,350**	**-**	**-**
470100-transfers in	-	$ 1,225,132	-	-
3_470-total transfers in	**-**	**$ 1,225,132**	**-**	**-**
480100-bond proceeds	-	$ 8,430,000	-	-
480110-premium on bond issue	-	$ 1,732,781	-	-
3_480-other financing sources	**-**	**$ 10,162,781**	**-**	**-**
490100-budgeted transfer from fund balance	-	-	$ 1,300,000	-
3_490	**-**	**-**	**$ 1,300,000**	**-**
3_Revenue-Total Revenue	**$ 43,271,047**	**$ 52,986,751**	**$ 42,011,164**	**$ 43,760,629**

3_Revenue-Total Revenue	**$ 372,246,434**	**$ 417,340,476**	**$ 397,793,418**	**$ 432,573,739**

Expenditures

Fund 100
General Fund

Function 10

General Government

Mission Statement: The mission of the Montgomery County Judge to provide quality leadership as the presiding officer of the Commissioner Court, helping ensure that county services are provided in an efficient and the most cost-effective manner possible.

STAFF INFORMATION

Position Budget	FTE	Headcount
519,923	**5.00**	**5**

FINANCIAL INFORMATION

			FY 2021		FY 2022		FY 2023	FY 2024
FUND	DEPARTMENT	SUMMARY LEVEL	Adopted	Actual	Adopted	Actual	Adopted	Adopted
100-General	2000	TOTAL SALARIES	$ 372,657	$ 383,468	$ 384,495	$ 390,698	$ 453,418	$ 499,554
		TOTAL BENEFITS	$ 125,407	$ 124,256	$ 135,883	$ 133,419	$ 172,041	$ 189,802
		TOTAL OPERATIONS	$ 42,410	$ 51,038	$ 42,410	$ 66,224	$ 51,016	$ 49,710
		TOTAL CAPITAL	-	-	-	-	-	-
100-General	**2000**	**TOTAL DEPT BUDGET**	**$ 540,473**	**$ 558,762**	**$ 562,788**	**$ 590,340**	**$ 676,474**	**$ 739,066**

Mission Statement: The mission of the Human Resources Department is to provide outstanding service to ctizens and employees of Montgomery County while developing programs, policies, and procedures that enhance organizational effectiveness, ensure quality recruitment, retention, training and development of employees, and provide practical and effective solutions to workplace challenges.

STAFF INFORMATION

	FTE	Headcount
479,087	**6.00**	**6**

FINANCIAL INFORMATION

Human Resouces			FY 2021		FY 2022		FY 2023	FY 2024
	DEPARTMENT	SUMMARY LEVEL	Adopted	Actual	Adopted	Actual	Adopted	Adopted
100-General	2100	TOTAL SALARIES	$ 418,327	$ 420,984	$ 446,795	$ 439,182	$ 480,503	$ 480,047
		TOTAL BENEFITS	$ 160,035	$ 159,380	$ 177,940	$ 167,401	$ 194,683	$ 207,454
		TOTAL OPERATIONS	$ 55,079	$ 42,416	$ 55,078	$ 42,836	$ 54,319	$ 54,219
		TOTAL CAPITAL	-	-	-	-	-	-
100-General	**2100**	**TOTAL DEPT BUDGET**	**$ 633,440**	**$ 622,780**	**$ 679,813**	**$ 649,420**	**$ 729,505**	**$ 741,720**

FINANCIAL INFORMATION

Civil Service			FY 2021		FY 2022		FY 2023	FY 2024
FUND	DEPARTMENT	SUMMARY LEVEL	Adopted	Actual	Adopted	Actual	Adopted	Adopted
100-General	2101	TOTAL SALARIES	-	-	-	-	-	-
		TOTAL BENEFITS	-	-	-	-	-	-
		TOTAL OPERATIONS	$ 4,500	$ 727	$ 4,500	$ 275	$ 4,610	$ 4,610
		TOTAL CAPITAL	-	-	-	-	-	-
100-General	**2101**	**TOTAL DEPT BUDGET**	**$ 4,500**	**$ 727**	**$ 4,500**	**$ 275**	**$ 4,610**	**$ 4,610**

Mission Statement: It is the mission of the Risk Management Department to envision, develop, administer, implement and improve Montgomery County programs for self-insured employee and retiree benefits, worker's compensation and property and casualty insurance coverage.

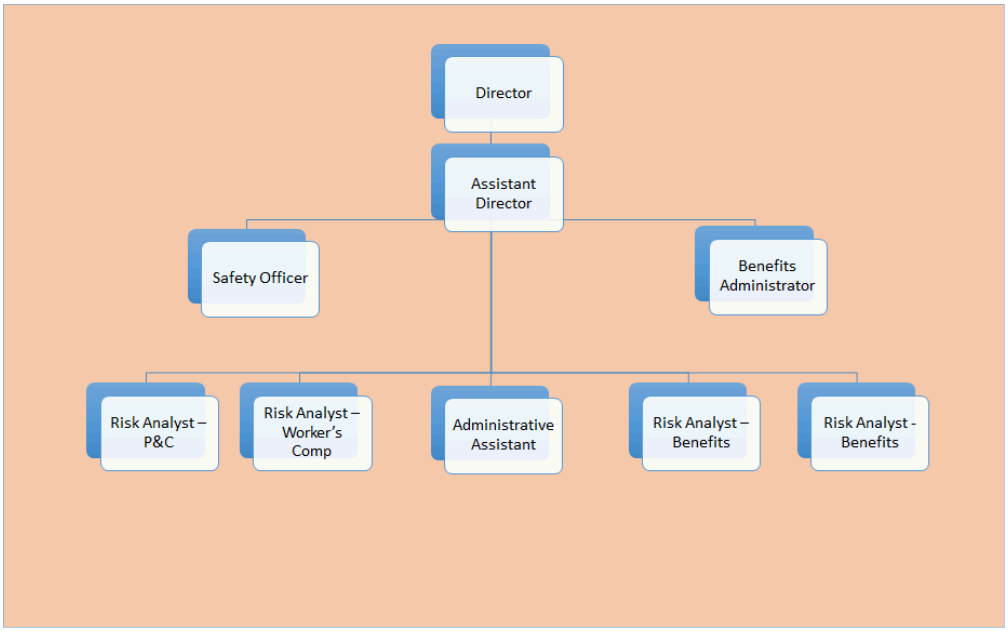

STAFF INFORMATION

Position Budget	FTE	Headcount
661,655	**9.00**	**9**

FINANCIAL INFORMATION

			FY 2021		FY 2022		FY 2023	FY 2024
FUND	DEPARTMENT	SUMMARY LEVEL	Adopted	Actual	Adopted	Actual	Adopted	Adopted
100-General	2200	TOTAL SALARIES	$ 598,341	$ 600,098	$ 628,185	$ 584,726	$ 655,573	$ 662,634
		TOTAL BENEFITS	$ 234,245	$ 230,676	$ 258,541	$ 232,286	$ 278,522	$ 295,957
		TOTAL OPERATIONS	$ 98,250	$ 73,145	$ 95,365	$ 71,814	$ 92,665	$ 87,850
		TOTAL CAPITAL	$ 22,000	$ 19,549	-	$ 19,894	$ 0	$ 19,894
100-General	**2200**	**TOTAL DEPT BUDGET**	**$ 952,836**	**$ 923,468**	**$ 982,091**	**$ 908,719**	**$ 1,026,760**	**$ 1,066,334**

Mission Statement: Since 1836, the County Clerk has served as the constitutional officer for recording, preserving and protecting official public, vital and county court records. We are committed to keeping these records open and accessible to the public and our customers, taking advantage of technology to provide services in an efficient and cost effective manner.

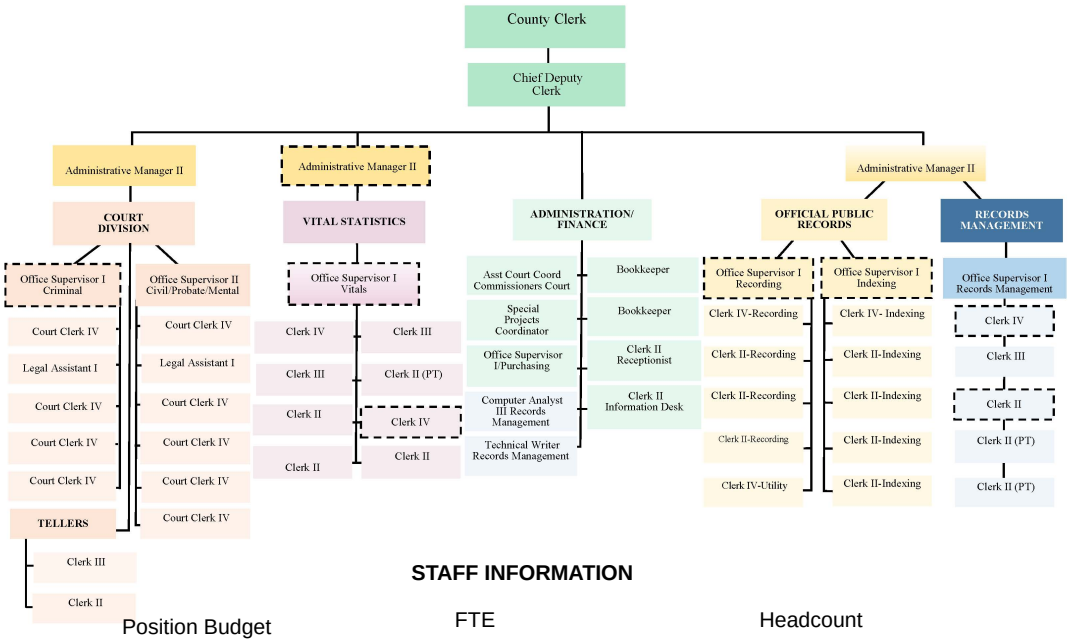

STAFF INFORMATION

Position Budget	FTE	Headcount
2,338,221	**43.60**	**44**

FINANCIAL INFORMATION

			FY 2021		FY 2022		FY 2023	FY 2024
FUND	DEPARTMENT	SUMMARY LEVEL	Adopted	Actual	Adopted	Actual	Adopted	Adopted
100-General	2300	TOTAL SALARIES	$ 1,698,109	$ 1,664,111	$ 1,843,972	$ 1,732,375	$ 2,057,986	$ 2,339,181
		TOTAL BENEFITS	$ 804,879	$ 758,968	$ 915,977	$ 818,969	$ 1,067,666	$ 1,247,555
		TOTAL OPERATIONS	$ 57,770	$ 45,341	$ 57,270	$ 51,166	$ 57,270	$ 92,230
		TOTAL CAPITAL	-	-	-	-	-	-
100-General	**2300**	**TOTAL DEPT BUDGET**	**$ 2,560,758**	**$ 2,468,419**	**$ 2,817,219**	**$ 2,602,509**	**$ 3,182,922**	**$ 3,678,965**

2303-County Clerk-Records Mgmt/Preservation

FINANCIAL INFORMATION

			FY 2021		FY 2022		FY 2023	FY 2024
FUND	DEPARTMENT	SUMMARY LEVEL	Adopted	Actual	Adopted	Actual	Adopted	Adopted
100-General	2303*	TOTAL SALARIES	-	-	-	-	-	$ 75,088
		TOTAL BENEFITS	-	-	-	-	-	$ 37,684
		TOTAL OPERATIONS	-	-	-	-	-	-
		TOTAL CAPITAL	-	-	-	-	-	-
100-General	**2303***	**TOTAL DEPT BUDGET**	**-**	**-**	**-**	**-**	**-**	**$ 112,772**

*General fund allocation for employees mapped to organization unit 2303-Records Management/Preservation.

Mission Statement: We are committed to maintaining public confidence in elections by assuring all of our elections are conducted in a fair, efficient and accurate manner with the highest level of integrity and vote security. The staff commits to excellence in maintaining up-to-date, accurate voter registration rolls to provide fair and equal opportunities for all.

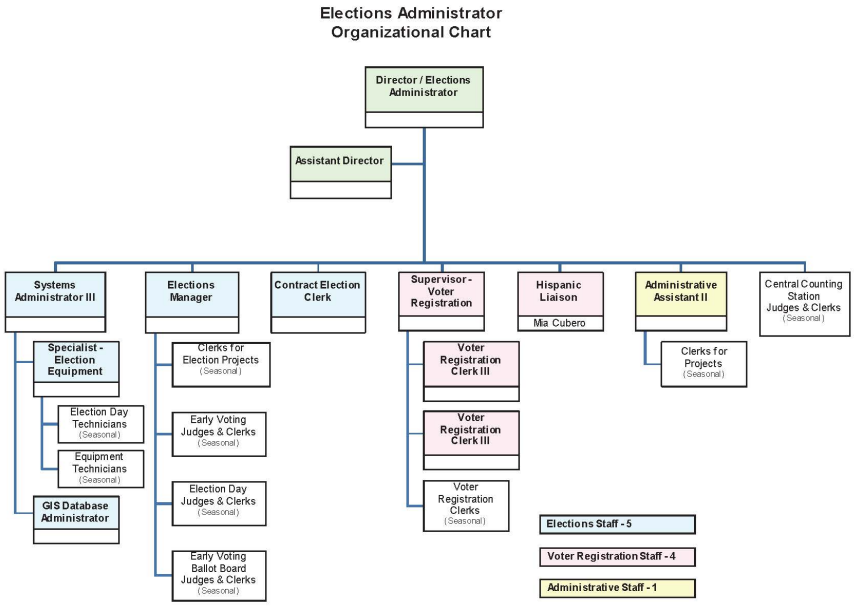

STAFF INFORMATION

Position Budget	FTE	Headcount
1,198,992	**337.55**	**461**

FINANCIAL INFORMATION

			FY 2021		FY 2022		FY 2023	FY 2024
FUND	DEPARTMENT	SUMMARY LEVEL	Adopted	Actual	Adopted	Actual	Adopted	Adopted
100-General	2500	TOTAL SALARIES	$ 953,460	$ 711,163	$ 1,105,218	$ (224,133)	$ 1,303,545	$ 1,373,992
		TOTAL BENEFITS	$ 343,640	$ 184,986	$ 333,919	$ 66,757	$ 457,581	$ 494,095
		TOTAL OPERATIONS	$ 201,685	$ 208,701	$ 223,755	$ 309,589	$ 530,873	$ 576,427
		TOTAL CAPITAL	-	-	-	-	-	-
100-General	**2500**	**TOTAL DEPT BUDGET**	**$ 1,498,785**	**$ 1,104,850**	**$ 1,662,892**	**$ 152,214**	**$ 2,291,999**	**$ 2,444,515**

Mission Statement: Montgomery County Information Technology will provide information and communication services necessary for the daily operation and growth for Montgomery County departments. The department will function as a complete information utility providing evaluation and implementation of advanced data, applications, teleprocessing and radio systems. Information Technology will be responsible for identifying and exploiting the benefits of these advanced approaches for the most cost-effective operation and future growth of Montgomery County departments.

Major Changes in FY2024 Budget: 2.5% cost of living adjustment was added to all positions. Also included in the FY2024 budget was a new position for an Application Developer related to programming enhancements within our ERP system. FY2024 budget also included increases related to our ongoing CJIS Enhancement efforts.

STAFF INFORMATION

Position Budget	FTE	Headcount
3,710,209	**44.73**	**45**

FINANCIAL INFORMATION

			FY 2021		FY 2022		FY 2023	FY 2024
FUND	DEPARTMENT	SUMMARY LEVEL	Adopted	Actual	Adopted	Actual	Adopted	Adopted
100-General	2600	TOTAL SALARIES	$ 2,822,392	$ 2,750,487	$ 2,914,461	$ 3,061,400	$ 3,372,333	$ 3,657,906
		TOTAL BENEFITS	$ 1,035,229	$ 989,786	$ 1,129,426	$ 1,141,581	$ 1,348,780	$ 1,513,555
		TOTAL OPERATIONS	$ 4,405,002	$ 6,183,346	$ 6,714,401	$ 7,167,280	$ 7,471,561	$ 8,363,378
		TOTAL CAPITAL	$ 354,000	$ 323,641	-	$ 61,308	-	-
100-General	**2600**	**TOTAL DEPT BUDGET**	**$ 8,616,623**	**$ 10,247,260**	**$ 10,758,288**	**$ 11,431,568**	**$ 12,192,675**	**$ 13,534,839**

*1 FTE paid from ARPA

This costing center/department is used for our Custodial services. They ensure County owned properties are cleaned, sanitized, trash is disposed of properly, and routine cleaning maintenance is done. This department employs both part-time and full-time positions.

STAFF INFORMATION

Position Budget	FTE	Headcount
2,487,683	**59.48**	**68**

FINANCIAL INFORMATION

			FY 2021		FY 2022		FY 2023	FY 2024
FUND	DEPARTMENT	SUMMARY LEVEL	Adopted	Actual	Adopted	Actual	Adopted	Adopted
100-General	3000	TOTAL SALARIES	$ 2,086,092	$ 2,002,603	$ 2,234,408	$ 2,055,574	$ 2,367,443	$ 2,414,462
		TOTAL BENEFITS	$ 894,974	$ 847,046	$ 983,897	$ 893,887	$ 1,084,650	$ 1,168,350
		TOTAL OPERATIONS	$ 398,610	$ 360,074	$ 395,261	$ 424,136	$ 369,699	$ 395,218
		TOTAL CAPITAL	$ 23,065	$ 46,811	-	-	-	-
100-General	**3000**	**TOTAL DEPT BUDGET**	**$ 3,402,741**	**$ 3,256,534**	**$ 3,613,566**	**$ 3,373,597**	**$ 3,821,791**	**$ 3,978,030**

Mission Statement: The mission of Building Maintenance is to efficiently maintain county owned facilities, provide a safe environment for employees and citizens while being good stewards of county tax dollars.

STAFF INFORMATION

Position Budget	FTE	Headcount
2,888,764	**46.00**	**46**

FINANCIAL INFORMATION

			FY 2021		FY 2022		FY 2023	FY 2024
FUND	DEPARTMENT	SUMMARY LEVEL	Adopted	Actual	Adopted	Actual	Adopted	Adopted
100-General	3100	TOTAL SALARIES	$ 2,621,197	$ 2,557,767	$ 2,745,507	$ 2,585,299	$ 2,858,007	$ 2,992,690
		TOTAL BENEFITS	$ 1,001,567	$ 1,078,079	$ 1,228,763	$ 1,137,335	$ 1,326,230	$ 1,433,098
		TOTAL OPERATIONS	$ 1,425,948	$ 5,134,150	$ 1,441,842	$ 5,952,456	$ 1,706,699	$ 1,710,838
		TOTAL CAPITAL	$ 203,712	$ 190,340	-	$ 3,513	-	-
100-General	**3100**	**TOTAL DEPT BUDGET**	**$ 5,252,425**	**$ 8,960,336**	**$ 5,416,112**	**$ 9,678,603**	**$ 5,890,936**	**$ 6,136,626**

This costing center/department is used to budget for contributions to our self-insurance funds for retiree health and workers compensation. We also use this department for postage, vehicle maintenance, fuel, county-wide contracts, and our contribution to our Capital Improvement Fund and Vehicle/Equipment Replacement Fund.

STAFF INFORMATION

Position Budget	FTE	Headcount
1,132,772	**9.00**	**3**

FINANCIAL INFORMATION

			FY 2021		FY 2022		FY 2023	FY 2024
FUND	DEPARTMENT	SUMMARY LEVEL	Adopted	Actual	Adopted	Actual	Adopted	Adopted
100-General	3210	TOTAL SALARIES	$ 250,000	-	$ 262,500	-	$ 274,225	-
		TOTAL BENEFITS	$ 4,906,000	$ 4,906,000	$ 6,646,000	$ 16,646,000	$ 6,210,504	$ 5,608,021
		TOTAL OPERATIONS	$ 9,366,019	$ 5,519,956	$ 10,233,920	$ 6,132,766	$ 11,236,384	$ 12,196,620
		TOTAL CAPITAL	$ 6,200,000	-	-	-	$ 6,200,000	$ 3,137,957
100-General	**3210**	**TOTAL DEPT BUDGET**	**$ 20,722,019**	**$ 10,425,956**	**$ 17,142,420**	**$ 22,778,766**	**$ 23,921,114**	**$ 20,942,598**

This costing center is used to budget for contingency if the need arises to adjust the budget to cover expenses that we have not anticipated.

-

FINANCIAL INFORMATION

			FY 2021		FY 2022		FY 2023	FY 2024
FUND	DEPARTMENT	SUMMARY LEVEL	Adopted	Actual	Adopted	Actual	Adopted	Adopted
100-General	3211	TOTAL SALARIES	-	-	-	-	-	-
		TOTAL BENEFITS	-	-	-	-	-	-
		TOTAL OPERATIONS	$ 572,218	-	$ 53,697	-	$ 10,143	$ 143,662
		TOTAL CAPITAL	-	-	-	-	-	-
100-General	**3211**	**TOTAL DEPT BUDGET**	**$ 572,218**	**-**	**$ 53,697**	**-**	**$ 10,143**	**$ 143,662**

Mission Statement: The Permit Departments mission is to provide our citizens with the best quality service possible with our "One-Stop-Shop" permitting process, as well as protect lives and property by enforcing a permitting program that focuses on protection from floods, commercial fire, and ensures public health with regards to food establishments and septic systems.

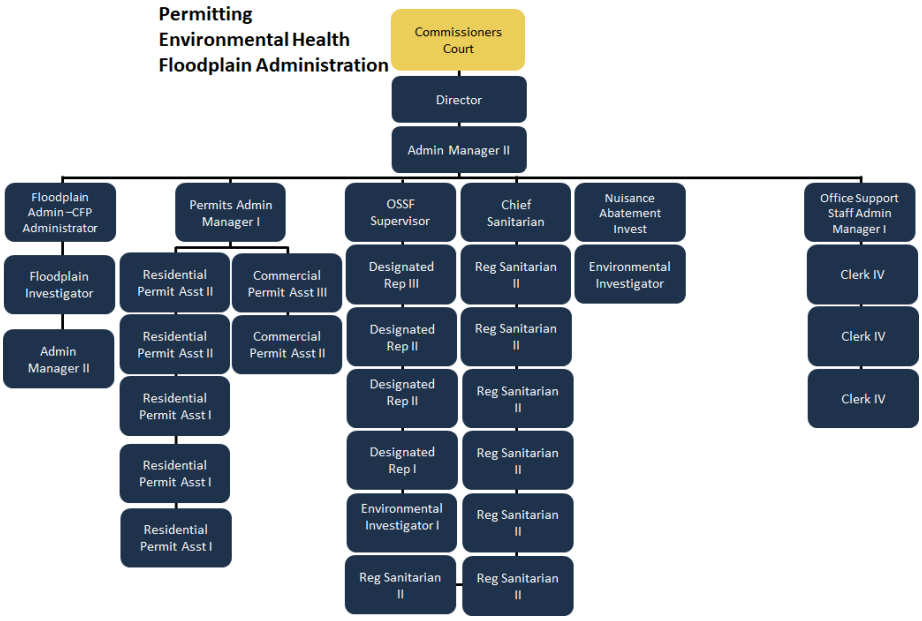

Major Changes in FY2024 Budget:
A 2.5% cost of living adjustment was added to all positions. In addition a new Permit Assistant I and a new Floodplain Investigator positions were added to help with increased growth and workload in the development permits and flood plain administration.

STAFF INFORMATION

Position Budget	FTE	Headcount
638,563	**11.00**	**11**

FINANCIAL INFORMATION

			FY 2021		FY 2022		FY 2023	FY 2024
FUND	DEPARTMENT	SUMMARY LEVEL	Adopted	Actual	Adopted	Actual	Adopted	Adopted
100-General	4001	TOTAL SALARIES	$ 345,913	$ 359,608	$ 365,497	$ 399,152	$ 381,952	$ 425,016
		TOTAL BENEFITS	$ 158,387	$ 165,334	$ 176,568	$ 174,891	$ 187,850	$ 221,183
		TOTAL OPERATIONS	$ 16,890	$ 15,191	$ 16,390	$ 14,842	$ 22,169	$ 21,702
		TOTAL CAPITAL	-	-	-	-	-	-
100-General	**4001**	**TOTAL DEPT BUDGET**	**$ 521,189**	**$ 540,133**	**$ 558,455**	**$ 588,886**	**$ 591,971**	**$ 667,901**

Function 20

Financial Administration

Major Changes: Economic Development payments such as TIRZ and 381 Agreements increased this year due to increases in property values.

STAFF INFORMATION

Position Budget	FTE	Headcount
1,132,772	**9.00**	**3**

FINANCIAL INFORMATION

			FY 2021		FY 2022		FY 2023	FY 2024
FUND	DEPARTMENT	SUMMARY LEVEL	Adopted	Actual	Adopted	Actual	Adopted	Adopted
100-General	3210	TOTAL SALARIES	-	-	-	-	-	-
		TOTAL BENEFITS	-	-	-	-	-	-
		TOTAL OPERATIONS	$ 2,278,064	$ 3,315,884	$ 4,194,929	$ 4,279,966	$ 7,521,634	$ 9,874,742
		TOTAL CAPITAL	-	-	-	-	-	-
100-General	**3210**	**TOTAL DEPT BUDGET**	**$ 2,278,064**	**$ 3,315,884**	**$ 4,194,929**	**$ 4,279,966**	**$ 7,521,634**	**$ 9,874,742**

Mission Statement: The Mission of Montgomery County Purchasing Department is to ensure the proper, prompt, and responsive purchase of all supplies, materials, equipment, and services required and to ensure the proper expenditure of taxpayers' dollars in an atmosphere of equality to all vendors with no regard to undue influence or political pressure.

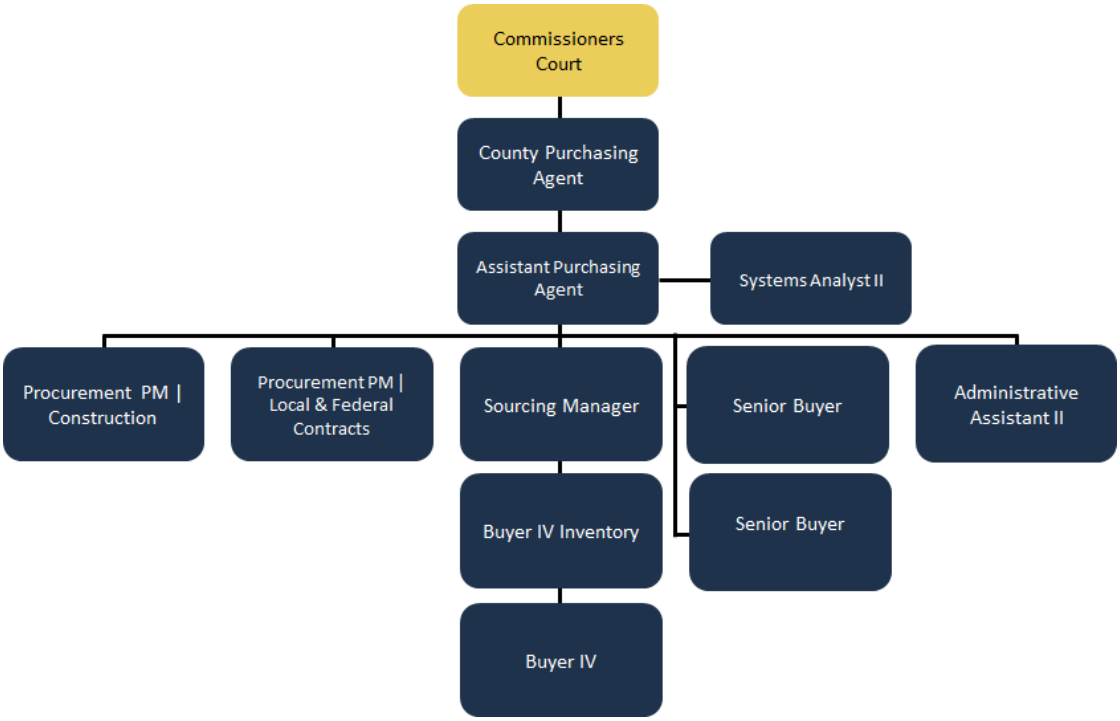

Major Changes in FY2024 Budget: 2.5% COLA and slight decrease in operating.

STAFF INFORMATION

Position Budget	FTE	Headcount
858,491	**11.00**	**11**

FINANCIAL INFORMATION

			FY 2021		FY 2022		FY 2023	FY 2024
FUND	DEPARTMENT	SUMMARY LEVEL	Adopted	Actual	Adopted	Actual	Adopted	Adopted
100-General	3300	TOTAL SALARIES	$ 832,455	$ 812,313	$ 775,050	$ 773,483	$ 830,757	$ 858,491
		TOTAL BENEFITS	$ 319,233	$ 310,854	$ 317,443	$ 304,951	$ 346,924	$ 371,538
		TOTAL OPERATIONS	$ 28,917	$ 26,704	$ 24,530	$ 22,754	$ 28,045	$ 27,045
		TOTAL CAPITAL	-	-	-	-	-	-
100-General	**3300**	**TOTAL DEPT BUDGET**	**$ 1,180,606**	**$ 1,149,872**	**$ 1,117,023**	**$ 1,101,188**	**$ 1,205,726**	**$ 1,257,074**

Mission Statement: The mission of the County Auditor, as established by the Local Government Code, Chapter 112, Section 006, Paragraph b, is to "…see to the strict enforcement of the law governing county finances."

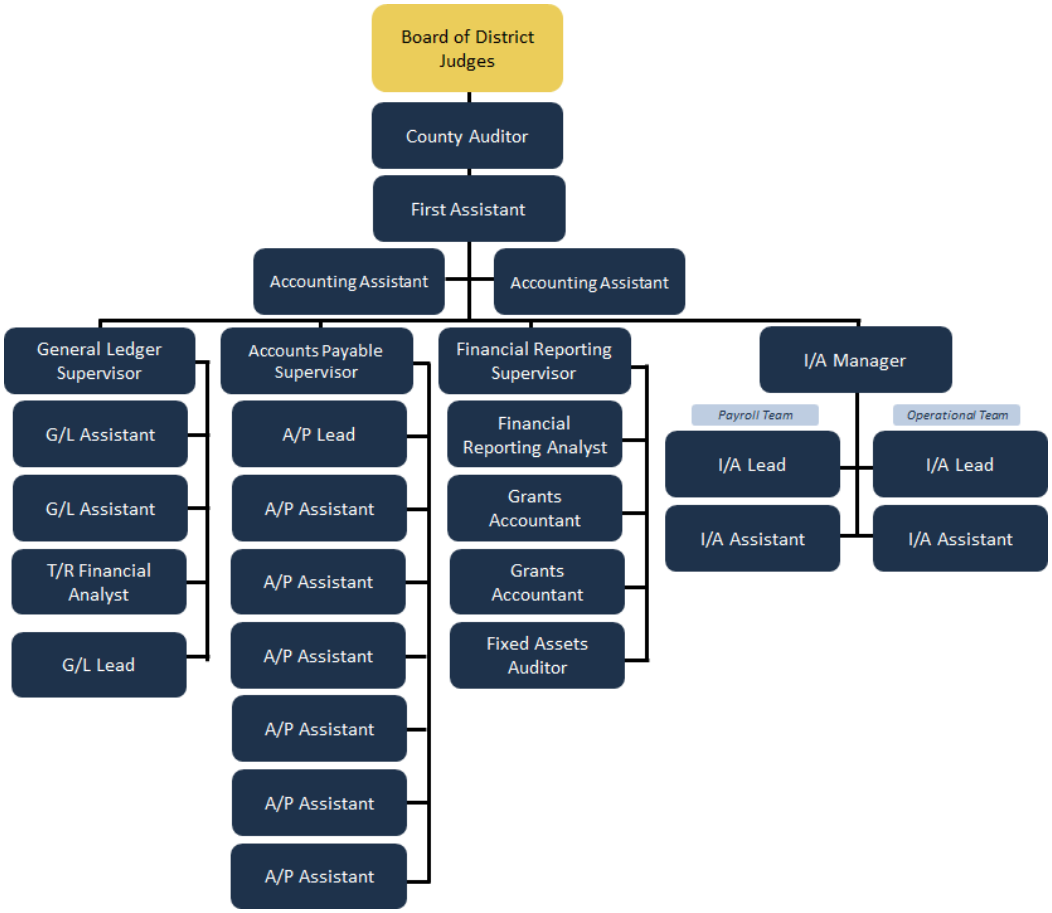

Major Changes: General Ledger Lead position was added in Fiscal Year 2024 Adopted budget along with an additional request for a position to be funded under ARPA for a Grants Accountant for ARPA financial reporting.

STAFF INFORMATION

	FTE	Headcount
1,874,893	**27.00**	**27**

FINANCIAL INFORMATION

			FY 2021		FY 2022		FY 2023	FY 2024
FUND	DEPARTMENT	SUMMARY LEVEL	Adopted	Actual	Adopted	Actual	Adopted	Adopted
100-General	3400	TOTAL SALARIES	$ 1,605,863	$ 1,605,171	$ 1,719,900	$ 1,653,714	$ 1,774,014	$ 1,874,893
		TOTAL BENEFITS	$ 652,272	$ 623,407	$ 728,002	$ 669,618	$ 781,730	$ 864,804
		TOTAL OPERATIONS	$ 74,404	$ 45,238	$ 74,204	$ 55,982	$ 74,404	$ 70,524
		TOTAL CAPITAL	-	-	-	-	-	-
100-General	**3400**	**TOTAL DEPT BUDGET**	**$ 2,332,539**	**$ 2,273,816**	**$ 2,522,106**	**$ 2,379,315**	**$ 2,630,148**	**$ 2,810,221**

Mission Statement: Our purpose is to manage resources efficiently, effectively and equitably.

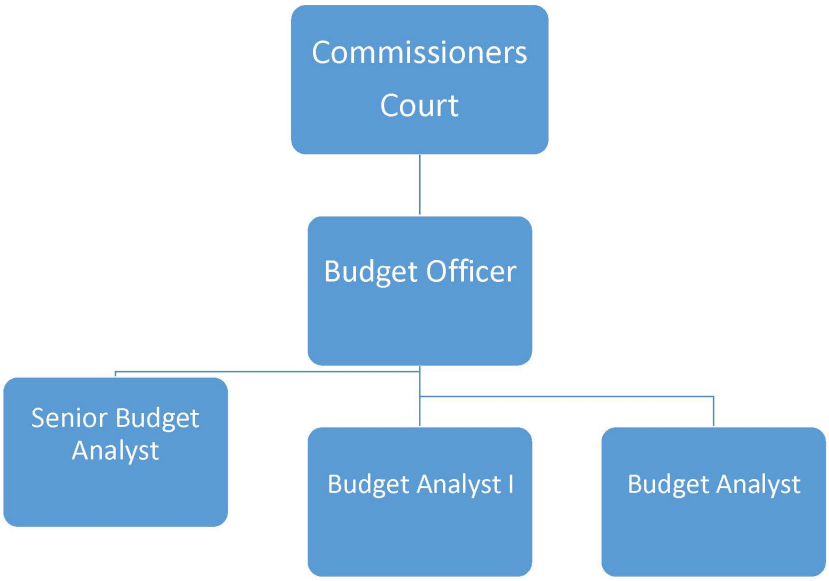

Major Changes in FY2024 Budget: 2.5% COLA and slight increase to office supplies.

STAFF INFORMATION

Position Budget	FTE	Headcount
367,101	**4.00**	**4**

FINANCIAL INFORMATION

			FY 2021		FY 2022		FY 2023	FY 2024
FUND	DEPARTMENT	SUMMARY LEVEL	Adopted	Actual	Adopted	Actual	Adopted	Adopted
100-General	3500	TOTAL SALARIES	$ 237,727	$ 238,635	$ 318,281	$ 301,284	$ 352,527	$ 368,061
		TOTAL BENEFITS	$ 85,707	$ 85,459	$ 122,694	$ 107,951	$ 136,334	$ 146,387
		TOTAL OPERATIONS	$ 11,300	$ 3,900	$ 11,000	$ 9,586	$ 11,100	$ 11,315
		TOTAL CAPITAL	-	-	-	-	-	-
100-General	**3500**	**TOTAL DEPT BUDGET**	**$ 334,734**	**$ 327,994**	**$ 451,974**	**$ 418,821**	**$ 499,961**	**$ 525,763**

Mission Statement: The Montgomery County Treasurer is responsible for managing the money that belongs to all the people of Montgomery County, committed to managing the public's money honestly, efficiently and soundly, and work to ensure the Treasurer's Office is managed in a professional and transparent manner.

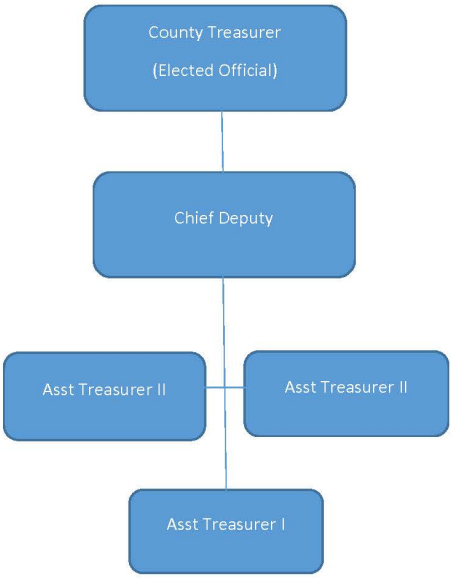

Major Changes: 2.5% cost of living adjustment was added to all employees. An increase in operations is related to an anticipated increase in armored guard transport services.

STAFF INFORMATION

Position Budget	FTE	Headcount
405,475	**5.00**	**5**

FINANCIAL INFORMATION

			FY 2021		FY 2022		FY 2023	FY 2024
FUND	DEPARTMENT	SUMMARY LEVEL	Adopted	Actual	Adopted	Actual	Adopted	Adopted
100-General	3600	TOTAL SALARIES	$ 511,412	$ 513,131	$ 567,933	$ 535,606	$ 410,620	$ 410,475
		TOTAL BENEFITS	$ 203,149	$ 199,403	$ 243,694	$ 219,109	$ 166,546	$ 172,970
		TOTAL OPERATIONS	$ 38,650	$ 34,929	$ 36,450	$ 27,060	$ 34,500	$ 40,250
		TOTAL CAPITAL	-	-	-	-	-	-
100-General	**3600**	**TOTAL DEPT BUDGET**	**$ 753,211**	**$ 747,463**	**$ 848,077**	**$ 781,775**	**$ 611,665**	**$ 623,694**

Mission Statement: Committed to providing the citizens of Montgomery County with excellent public service while maintaining the highest level of accountability.

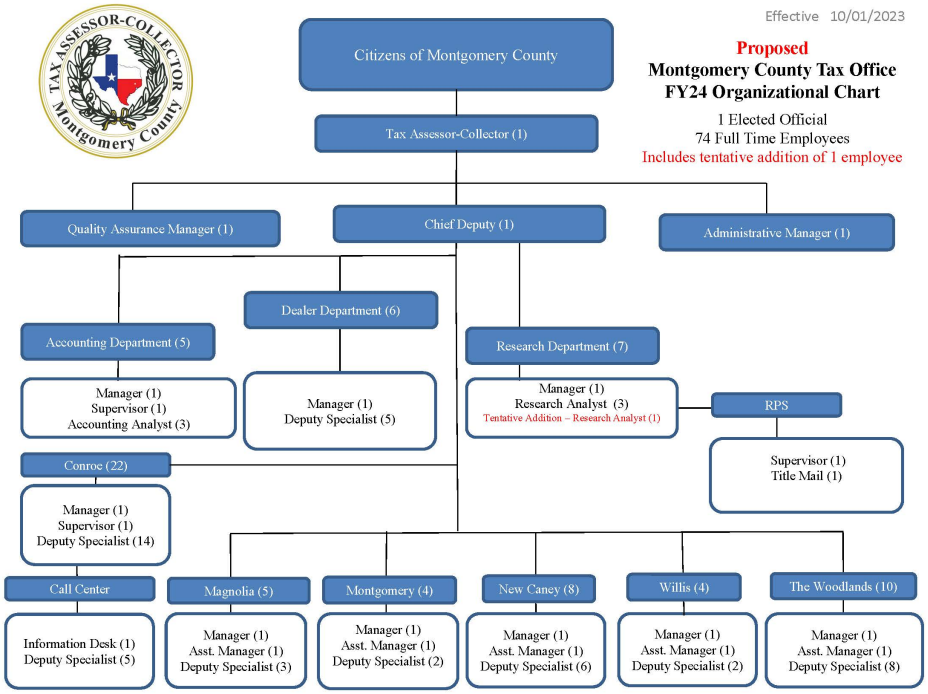

Major Changes in FY2024 Budget: A 2.5% COLA was included in this year's budget along with implementation of the 2022-2023 Salary Study. Additionally this year one additional position was approved for a Research Analyst to help with legislation passed in this year's legislative session.

STAFF INFORMATION

Position Budget	FTE	Headcount
4,137,924	**76.00**	**76**

FINANCIAL INFORMATION

			FY 2021		FY 2022		FY 2023	FY 2024
FUND	DEPARTMENT	SUMMARY LEVEL	Adopted	Actual	Adopted	Actual	Adopted	Adopted
100-General	3700	TOTAL SALARIES	$ 3,111,836	$ 2,946,358	$ 3,437,387	$ 3,233,577	$ 3,546,018	$ 4,079,712
		TOTAL BENEFITS	$ 1,476,406	$ 1,340,954	$ 1,677,869	$ 1,495,374	$ 1,840,475	$ 2,192,681
		TOTAL OPERATIONS	$ 278,567	$ 247,285	$ 296,399	$ 268,165	$ 310,774	$ 398,693
		TOTAL CAPITAL	-	-	-	-	-	-
100-General	**3700**	**TOTAL DEPT BUDGET**	**$ 4,866,809**	**$ 4,534,597**	**$ 5,411,655**	**$ 4,997,116**	**$ 5,697,267**	**$ 6,671,085**

FINANCIAL INFORMATION

			FY 2021		FY 2022		FY 2023	FY 2024
FUND	DEPARTMENT	SUMMARY LEVEL	Adopted	Actual	Adopted	Actual	Adopted	Adopted
100-General	3701	TOTAL SALARIES	-	-	-	-	-	-
		TOTAL BENEFITS	-	-	-	-	-	-
		TOTAL OPERATIONS	$ 16,231	$ 12,272	$ 17,811	$ 15,019	$ 18,812	$ 17,860
		TOTAL CAPITAL	-	-	-	-	-	$ 75,000
100-General	**3701**	**TOTAL DEPT BUDGET**	**$ 16,231**	**$ 12,272**	**$ 17,811**	**$ 15,019**	**$ 18,812**	**$ 92,860**

FINANCIAL INFORMATION

			FY 2021		FY 2022		FY 2023	FY 2024
FUND	DEPARTMENT	SUMMARY LEVEL	Adopted	Actual	Adopted	Actual	Adopted	Adopted
100-General	3702	TOTAL SALARIES	-	-	-	-	-	-
		TOTAL BENEFITS	-	-	-	-	-	-
		TOTAL OPERATIONS	$ 6,000	-	$ 15,000	-	$ 25,000	$ 25,000
		TOTAL CAPITAL	-	-	-	-	-	-
100-General	**3702**	**TOTAL DEPT BUDGET**	**$ 6,000**	**-**	**$ 15,000**	**-**	**$ 25,000**	**$ 25,000**

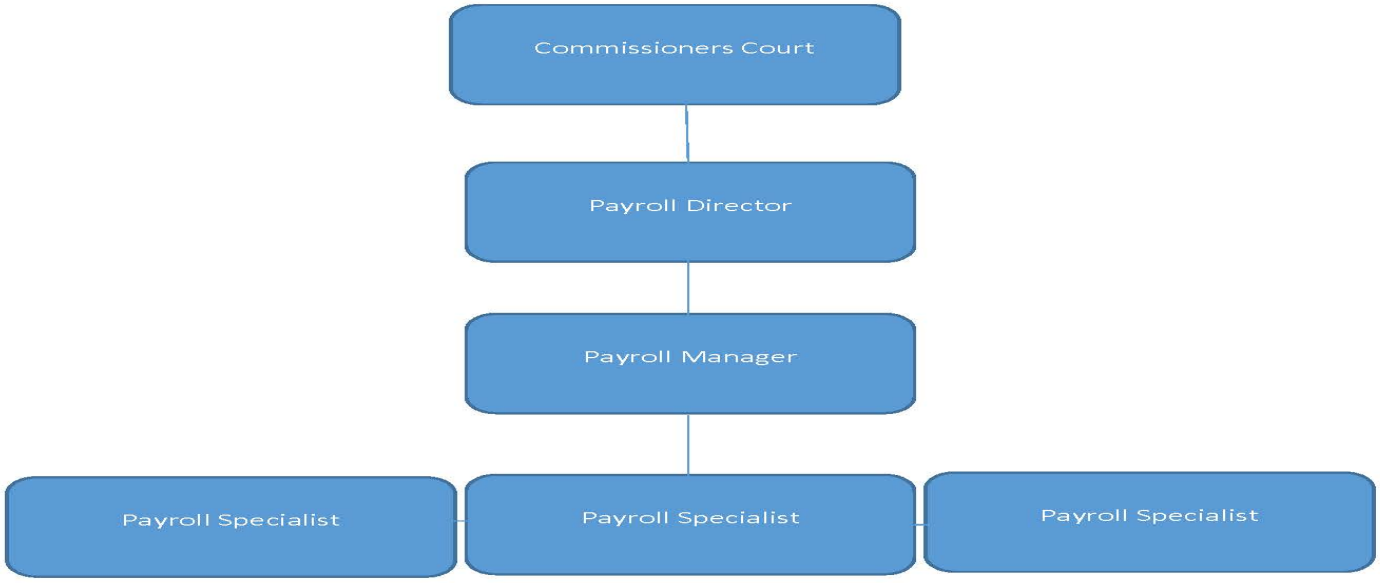

STAFF INFORMATION

Position Budget	FTE	Headcount
427,551	**5.00**	**5**

FINANCIAL INFORMATION

			FY 2021		FY 2022		FY 2023	FY 2024
FUND	DEPARTMENT	SUMMARY LEVEL	Adopted	Actual	Adopted	Actual	Adopted	Adopted
100-General	3800	TOTAL SALARIES	-	-	-	$ 209,282	$ 421,654	$ 432,091
		TOTAL BENEFITS	-	-	-	$ 75,285	$ 166,605	$ 177,334
		TOTAL OPERATIONS	-	-	-	$ 7,403	$ 9,214	$ 9,590
		TOTAL CAPITAL	-	-	-	-	-	-
100-General	**3800**	**TOTAL DEPT BUDGET**	**-**	**-**	**-**	**$ 291,970**	**$ 597,473**	**$ 619,015**

Function 30

Health & Human Services

Mission Statement: The mission of Montgomery County Veterans Service is to provide the most beneficial service to the veterans and their dependents of this county in a compassionate manner with the desire to obtain the most advantageous benefits available to them, through continual education of VA regulations and application procedures affecting the veteran population.

Major Changes in FY2024 Budget:

A 2.5% cost of living of adjustment was added to all positions. In addition one additional Clerk III was added this year to help serve the increase in Veterans' populations.

STAFF INFORMATION

Position Budget	FTE	Headcount
311,205	**5.00**	**5**

FINANCIAL INFORMATION

			FY 2021		FY 2022		FY 2023	FY 2024
FUND	DEPARTMENT	SUMMARY LEVEL	Adopted	Actual	Adopted	Actual	Adopted	Adopted
100-General	2400	TOTAL SALARIES	$ 222,700	$ 223,556	$ 236,443	$ 237,305	$ 254,277	$ 311,205
		TOTAL BENEFITS	$ 95,498	$ 94,937	$ 106,392	$ 103,335	$ 116,306	$ 152,677
		TOTAL OPERATIONS	$ 10,295	$ 7,156	$ 9,825	$ 11,404	$ 14,665	$ 17,335
		TOTAL CAPITAL	-	-	-	-	-	$ 0
100-General	**2400**	**TOTAL DEPT BUDGET**	**$ 328,492**	**$ 325,649**	**$ 352,660**	**$ 352,045**	**$ 385,248**	**$ 481,217**

This costing center/department is used for our Outside Entities. These outside entities are made up of non-profits and County partners that provide services that in some cases the County would provide other-wise. Each of these outside entities must submit a financial report and contract with the County to provide their particular services.

STAFF INFORMATION

Position Budget	FTE	Headcount
-	-	-

FINANCIAL INFORMATION

			FY 2021		FY 2022		FY 2023	FY 2024
FUND	DEPARTMENT	SUMMARY LEVEL	Adopted	Actual	Adopted	Actual	Adopted	Adopted
100-General	3200	TOTAL SALARIES	-	$ 21,854	-	-	-	-
		TOTAL BENEFITS	-	$ 6,422	-	-	-	-
		TOTAL OPERATIONS	$ 1,181,398	$ 1,667,731	$ 1,663,398	$ 1,765,426	$ 1,449,274	$ 1,575,568
		TOTAL CAPITAL	-	-	-	-	-	-
100-General	**3200**	**TOTAL DEPT BUDGET**	**$ 1,181,398**	**$ 1,696,007**	**$ 1,663,398**	**$ 1,765,426**	**$ 1,449,274**	**$ 1,575,568**

Mission Statement: The mission of the Texas Department of Family and Protective Services is to protect the unprotected.

Major Changes in FY2024 Budget: Reduced Operating budget to $60,000 to reflect a budget representative of their historical budget usage.

STAFF INFORMATION

Position Budget	FTE	Headcount
-	-	-

FINANCIAL INFORMATION

			FY 2021		FY 2022		FY 2023	FY 2024
FUND	DEPARTMENT	SUMMARY LEVEL	Adopted	Actual	Adopted	Actual	Adopted	Adopted
100-General	3250	TOTAL SALARIES	$ 10,000	$ 360	$ 10,000	$ 1,920	-	-
		TOTAL BENEFITS	-	-	-	-	-	-
		TOTAL OPERATIONS	$ 58,450	$ 52,650	$ 58,450	$ 29,298	$ 96,000	$ 60,000
		TOTAL CAPITAL	-	-	-	-	-	-
100-General	**3250**	**TOTAL DEPT BUDGET**	**$ 68,450**	**$ 53,010**	**$ 68,450**	**$ 31,218**	**$ 96,000**	**$ 60,000**

Mission Statement: The mission of Montgomery County Environmental Health Services is to protect the health, safety and welfare of all Montgomery County citizens. We serve as the local agent for the Texas Department of State Health Services (DSHS) and the Texas Commission on Environmental Quality (TCEQ) and enforce the National Flood Insurance Program (NFIP) regulations through the Federal Emergency Management Agency (FEMA).

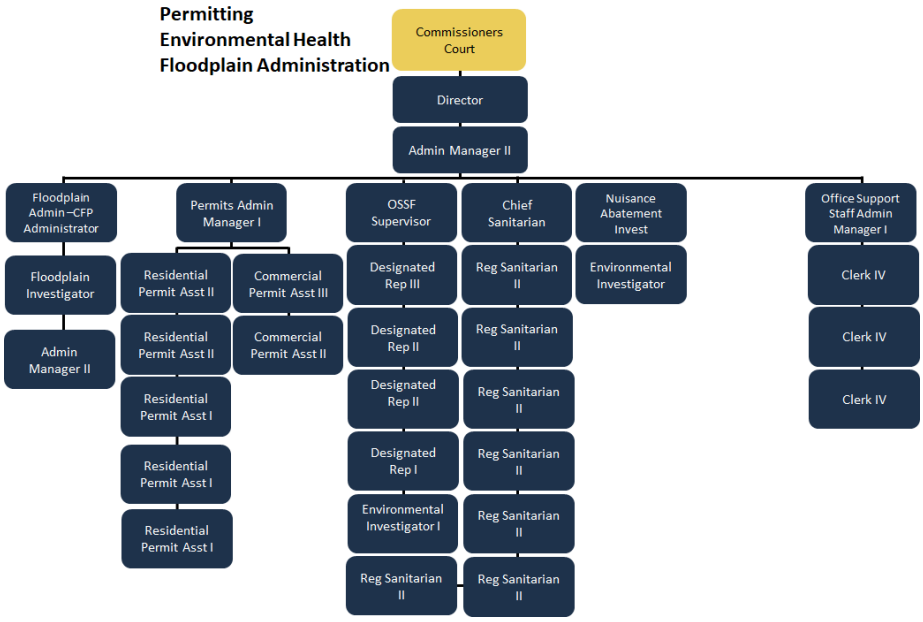

Major Changes in FY2024 Budget:
A 2.5% cost of living adjustment was added to each position. In addition one additional position, Registered Sanitarian was added this year due to a growth in food service inspections.

STAFF INFORMATION

Position Budget	FTE	Headcount
1,706,319	**22.00**	**22**

FINANCIAL INFORMATION

			FY 2021		FY 2022		FY 2023	FY 2024
FUND	DEPARTMENT	SUMMARY LEVEL	Adopted	Actual	Adopted	Actual	Adopted	Adopted
100-General	4000	TOTAL SALARIES	$ 1,403,161	$ 1,398,531	$ 1,473,319	$ 1,471,454	$ 1,445,816	$ 1,598,141
		TOTAL BENEFITS	$ 547,974	$ 541,988	$ 604,768	$ 583,086	$ 617,712	$ 700,814
		TOTAL OPERATIONS	$ 79,149	$ 60,468	$ 77,350	$ 76,950	$ 80,382	$ 93,788
		TOTAL CAPITAL	-	-	-	-	-	$ 39,000
100-General	**4000**	**TOTAL DEPT BUDGET**	**$ 2,030,283**	**$ 2,000,987**	**$ 2,155,437**	**$ 2,131,489**	**$ 2,143,910**	**$ 2,431,743**

Mission Statement: MCAS is dedicated to engaging the hearts, hands, and mind of the community to help animals in Montgomery County. As such, we are devoted to humane, efficient, high quality care of animals in our shelter.

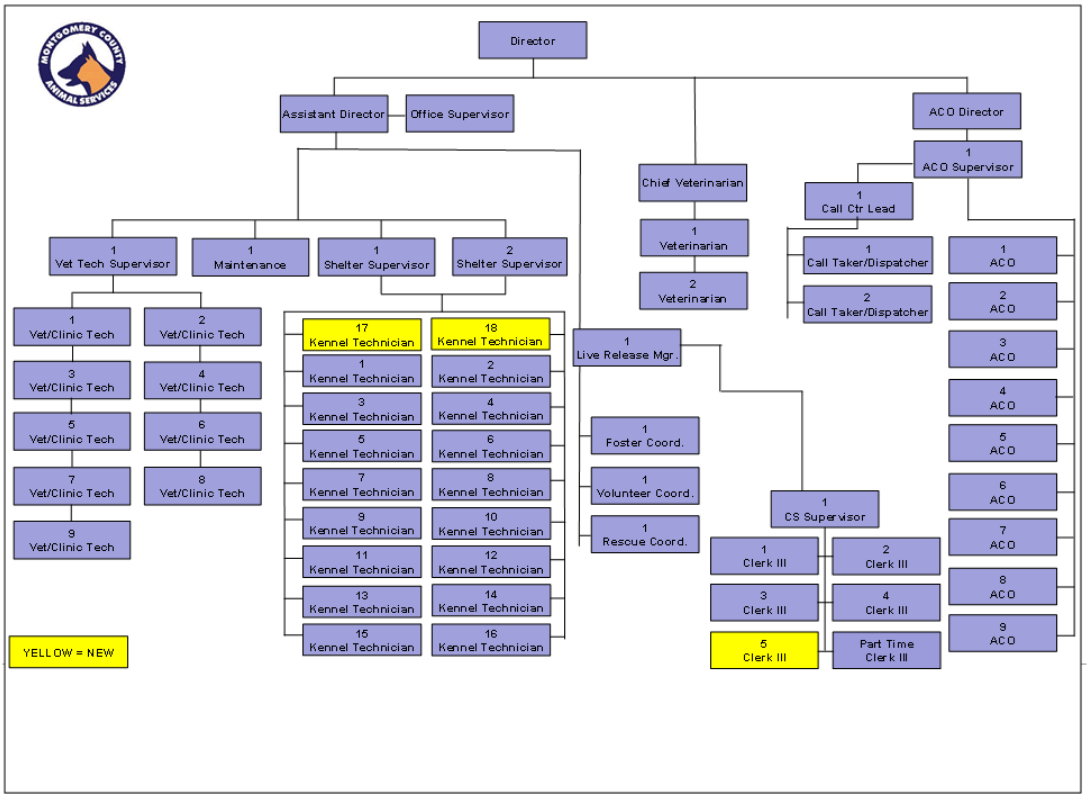

Major Changes in FY2024 Budget:

A 2.5% cost of living adjustment was added for all positions in addition to the 2022-2023 Salary Study recommendations. To help meet the mission of

2 FTE- Animal Care Technicians position added 1 FTE- Clerk III position added

STAFF INFORMATION

Position Budget	FTE	Headcount
3,222,071	**64.35**	**65**

FINANCIAL INFORMATION

			FY 2021		FY 2022		FY 2023	FY 2024
FUND	DEPARTMENT	SUMMARY LEVEL	Adopted	Actual	Adopted	Actual	Adopted	Adopted
100-General	4100	TOTAL SALARIES	$ 2,580,588	$ 2,312,188	$ 2,704,791	$ 2,328,328	$ 2,828,229	$ 3,255,283
		TOTAL BENEFITS	$ 1,217,173	$ 1,064,455	$ 1,311,039	$ 1,090,558	$ 1,463,292	$ 1,774,086
		TOTAL OPERATIONS	$ 1,070,229	$ 1,117,958	$ 1,073,770	$ 1,110,190	$ 1,101,680	$ 1,195,100
		TOTAL CAPITAL	$ 219,000	$ 218,996	-	$ 342,500	-	$ 0
100-General	**4100**	**TOTAL DEPT BUDGET**	**$ 5,086,990**	**$ 4,713,598**	**$ 5,089,600**	**$ 4,871,577**	**$ 5,393,201**	**$ 6,224,469**

AS0001

STAFF INFORMATION

Position Budget	FTE	Headcount
3,222,071	**64.35**	**65**

FINANCIAL INFORMATION

			FY 2021		FY 2022		FY 2023	FY 2024
FUND	DEPARTMENT	SUMMARY LEVEL	Adopted	Actual	Adopted	Actual	Adopted	Adopted
100-General	4100	TOTAL SALARIES	-	-	-	-	$ 83,412	$ 40,295
		TOTAL BENEFITS	-	-	-	-	$ 37,796	$ 26,155
		TOTAL OPERATIONS	-	$ 76,189	-	$ 100,680	-	-
		TOTAL CAPITAL	-	-	-	-	-	-
100-General	**4100**	**TOTAL DEPT BUDGET**	**-**	**$ 76,189**	**-**	**$ 100,680**	**$ 121,208**	**$ 66,449**

Mission Statement: Forensics Services strives to serve the citizens of this county and the other counties we serve with competence, excellence in application of principles of forensic science, and impartiality. We further endeavor to perform our sometimes difficult job with compassion and understanding for decedents' families.

MONTGOMERY COUNTY FORENSIC SERVICES DEPARTMENT ORGANIZATIONAL CHART

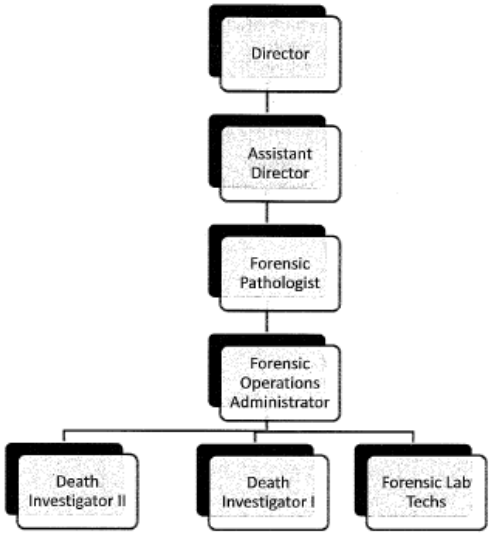

STAFF INFORMATION

Position Budget	FTE	Headcount
1,494,404	**14.00**	**14**

FINANCIAL INFORMATION

			FY 2021		FY 2022		FY 2023	FY 2024
FUND	DEPARTMENT	SUMMARY LEVEL	Adopted	Actual	Adopted	Actual	Adopted	Adopted
100-General	4200	TOTAL SALARIES	$ 1,122,370	$ 1,152,316	$ 1,182,979	$ 1,220,967	$ 1,486,210	$ 1,544,404
		TOTAL BENEFITS	$ 349,886	$ 332,735	$ 383,879	$ 349,997	$ 527,116	$ 564,081
		TOTAL OPERATIONS	$ 726,235	$ 671,314	$ 724,235	$ 732,432	$ 833,929	$ 845,218
		TOTAL CAPITAL	-	-	-	-	$ 39,996	$ 0
100-General	**4200**	**TOTAL DEPT BUDGET**	**$ 2,198,492**	**$ 2,156,365**	**$ 2,291,093**	**$ 2,303,397**	**$ 2,887,251**	**$ 2,953,704**

Mission Statement: Montgomery County Community Development works to develop decent housing, a suitable living environment and expanding economic opportunities, principally for legal low-and moderate-income residents of Montgomery County, Texas.

STAFF INFORMATION

Position Budget	FTE	Headcount
550,513	**7.00**	**7**

FINANCIAL INFORMATION

			FY 2021		FY 2022		FY 2023	FY 2024
FUND	DEPARTMENT	SUMMARY LEVEL	Adopted	Actual	Adopted	Actual	Adopted	Adopted
100-General	4300	TOTAL SALARIES*	-	$ 0	$ 121,710	$ 122,156	$ 218,153	$ 222,632
		TOTAL BENEFITS	-	$ 0	$ 39,068	$ 38,531	$ 76,014	$ 80,987
		TOTAL OPERATIONS	$ 1,000	$ 42,961	$ 4,394	$ 3,296	$ 9,644	$ 9,644
		TOTAL CAPITAL	-	-	-	-	-	-
100-General	**4300**	**TOTAL DEPT BUDGET**	**$ 1,000**	**$ 42,961**	**$ 165,172**	**$ 163,984**	**$ 303,811**	**$ 313,263**

*CDBG Grant pays for 5 other positions.

Mission Statement: The goal of the Texas A&M AgriLife Extension Service in Montgomery County is to provide quality relevant outreach and continuing educational programs and services to its residents. Educational programs are developed and targeted by a diverse volunteer base that gives leadership through our Leadership Advisory Board and program area committees.

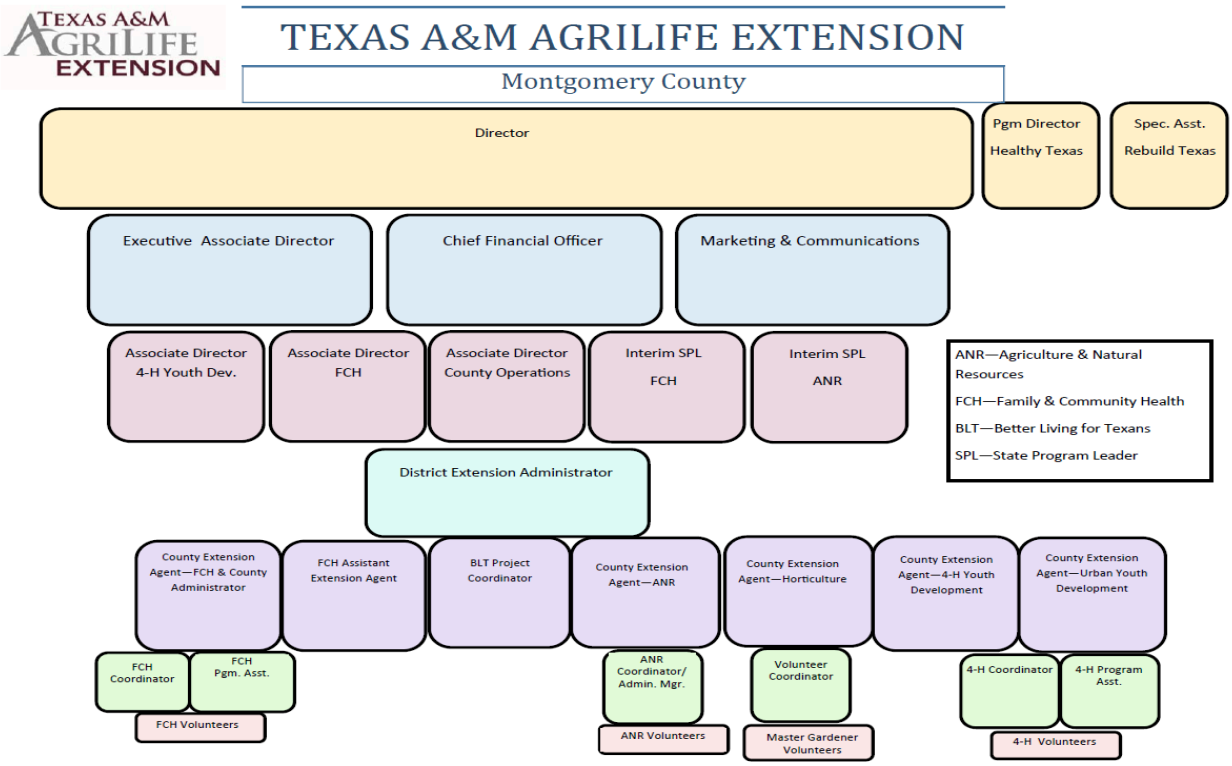

STAFF INFORMATION

Position Budget	FTE	Headcount
526,013	**11.00**	**11**

FINANCIAL INFORMATION

			FY 2021		FY 2022		FY 2023	FY 2024
FUND	DEPARTMENT	SUMMARY LEVEL	Adopted	Actual	Adopted	Actual	Adopted	Adopted
100-General	4600	TOTAL SALARIES	$ 461,367	$ 450,877	$ 484,492	$ 460,186	$ 506,764	$ 526,013
		TOTAL BENEFITS	$ 232,528	$ 211,467	$ 261,427	$ 207,657	$ 281,906	$ 304,411
		TOTAL OPERATIONS	$ 59,430	$ 48,523	$ 58,858	$ 57,773	$ 58,858	$ 58,859
		TOTAL CAPITAL	-	-	-	-	-	-
100-General	**4600**	**TOTAL DEPT BUDGET**	**$ 753,325**	**$ 710,867**	**$ 804,776**	**$ 725,616**	**$ 847,528**	**$ 889,283**

Function 40

Culture & Recreation

Mission Statement: The Montgomery County Historical Commission's mission is to preserve historical sites and buildings within Montgomery County. This department is funded through transfers and intergovernmental resources.

STAFF INFORMATION

Position Budget	FTE	Headcount
-	-	-

FINANCIAL INFORMATION

			FY 2021		FY 2022		FY 2023	FY 2024
FUND	DEPARTMENT	SUMMARY LEVEL	Adopted	Actual	Adopted	Actual	Adopted	Adopted
100-General	3240	TOTAL SALARIES	-	-	-	-	-	-
		TOTAL BENEFITS	-	-	-	-	-	-
		TOTAL OPERATIONS	$ 30,000	$ 53,001	$ 30,000	$ 30,000	$ 30,000	$ 30,000
		TOTAL CAPITAL	-	-	-	-	-	-
100-General	**3240**	**TOTAL DEPT BUDGET**	**$ 30,000**	**$ 53,001**	**$ 30,000**	**$ 30,000**	**$ 30,000**	**$ 30,000**

This costing center/department is used to budget our contribution to the Montgomery County Heritage Museum. They preserve and display archives along with educating future generations of citizens about the history of the County.

STAFF INFORMATION

Position Budget	FTE	Headcount
-	-	-

FINANCIAL INFORMATION

			FY 2021		FY 2022		FY 2023	FY 2024
FUND	DEPARTMENT	SUMMARY LEVEL	Adopted	Actual	Adopted	Actual	Adopted	Adopted
100-General	3242	TOTAL SALARIES	-	-	-	-	-	-
		TOTAL BENEFITS	-	-	-	-	-	-
		TOTAL OPERATIONS	-	-	$ 15,000	$ 15,000	$ 15,000	$ 15,000
		TOTAL CAPITAL	-	-	-	-	-	-
100-General	**3242**	**TOTAL DEPT BUDGET**	**-**	**-**	**$ 15,000**	**$ 15,000**	**$ 15,000**	**$ 15,000**

Mission Statement: The mission of The Lone Star Convention & Expo Center is to provide a professionally managed public assembly facility that will enhance the economic development and quality of life for the citizens of Montgomery County.

STAFF INFORMATION

	FTE	Headcount
519,133	**9.00**	**9**

FINANCIAL INFORMATION

			FY 2021		FY 2022		FY 2023	FY 2024
FUND	DEPARTMENT	SUMMARY LEVEL	Adopted	Actual	Adopted	Actual	Adopted	Adopted
100-General	4400	TOTAL SALARIES	$ 456,336	$ 441,605	$ 470,850	$ 449,524	$ 477,497	$ 519,133
		TOTAL BENEFITS	$ 205,958	$ 202,461	$ 227,200	$ 206,276	$ 244,804	$ 266,984
		TOTAL OPERATIONS	$ 321,327	$ 263,696	$ 319,817	$ 324,412	$ 352,243	$ 349,865
		TOTAL CAPITAL	-	-	-	-	-	-
100-General	**4400**	**TOTAL DEPT BUDGET**	**$ 983,621**	**$ 907,763**	**$ 1,017,867**	**$ 980,212**	**$ 1,074,544**	**$ 1,135,982**

4401-Fairgrounds/Expo Center

			FY 2021		FY 2022		FY 2023	FY 2024
FUND	DEPARTMENT	SUMMARY LEVEL	Adopted	Actual	Adopted	Actual	Adopted	Adopted
100-General	4401	TOTAL SALARIES	-	-	-	-	-	-
		TOTAL BENEFITS	-	-	-	-	-	-
		TOTAL OPERATIONS	$ 15,000	-	-	-	$ 45,000	$ 45,000
		TOTAL CAPITAL	-	-	-	-	-	-
100-General	**4401**	**TOTAL DEPT BUDGET**	**$ 15,000**	**-**	**-**	**-**	**$ 45,000**	**$ 45,000**

Mission Statement: The mission of the library is to be a leading resource of information, education, culture, and recreation, contributing to life-long learning, and adapted to the special needs and interests of the community.

Major Changes:
A 2.5% cost of living adjustment was added for all personnel along with the 2022-2023 Salary Study implementation. Included in this budget also is a replacement truck for transporting books between branches and a capital contribution for the purchase of additional books. Additionally in FY2024 the Law Library was transferred as an additional library branch to the Memorial Library System.

STAFF INFORMATION

Position Budget	FTE	Headcount
7,137,591	**150.68**	**164**

FINANCIAL INFORMATION

			FY 2021		FY 2022		FY 2023	FY 2024
FUND	DEPARTMENT	SUMMARY LEVEL	Adopted	Actual	Adopted	Actual	Adopted	Adopted
100-General	4500	TOTAL SALARIES	$ 5,940,440	$ 5,712,203	$ 6,256,410	$ 5,980,660	$ 6,534,979	$ 7,003,485
		TOTAL BENEFITS	$ 2,973,096	$ 2,615,608	$ 3,189,953	$ 2,832,966	$ 3,373,203	$ 3,736,431
		TOTAL OPERATIONS	$ 940,731	$ 816,672	$ 944,374	$ 942,139	$ 952,768	$ 1,023,639
		TOTAL CAPITAL	$ 200,000	$ 290,032	-	$ 4,262	-	$ 519,000
100-General	**4500**	**TOTAL DEPT BUDGET**	**$ 10,054,267**	**$ 9,434,515**	**$ 10,390,737**	**$ 9,760,026**	**$ 10,860,950**	**$ 12,282,554**

Function 50

Law Enforcement & Corrections

This cost center/department is to budget for possible increase related to the Montgomery County law enforcement retention plan.

STAFF INFORMATION

Position Budget	FTE	Headcount
1,132,772	**9.00**	**3**

FINANCIAL INFORMATION

			FY 2021		FY 2022		FY 2023	FY 2024
FUND	DEPARTMENT	SUMMARY LEVEL	Adopted	Actual	Adopted	Actual	Adopted	Adopted
100-General	3210	TOTAL SALARIES	-	-	-	-	$ 274,225	$ 1,132,772
		TOTAL BENEFITS	-	-	-	-	$ 55,368	$ 282,764
		TOTAL OPERATIONS	-	$ 0	-	-	-	-
		TOTAL CAPITAL	-	$ 26,885	-	$ 7,681	-	-
100-General	**3210**	**TOTAL DEPT BUDGET**	**-**	**$ 26,885**	**-**	**$ 7,681**	**$ 329,593**	**$ 1,415,535**

3230-Department of Public Safety

STAFF INFORMATION

Position Budget	FTE	Headcount
219,126	**4.00**	**4**

FINANCIAL INFORMATION

			FY 2021		FY 2022		FY 2023	FY 2024
FUND	DEPARTMENT	SUMMARY LEVEL	Adopted	Actual	Adopted	Actual	Adopted	Adopted
100-General	3230	TOTAL SALARIES	$ 81,508	$ 119,678	$ 188,479	$ 189,222	$ 199,972	$ 219,126
		TOTAL BENEFITS	$ 41,804	$ 58,318	$ 96,837	$ 93,954	$ 105,536	$ 116,318
		TOTAL OPERATIONS	-	$ 899	$ 450	$ 450	$ 450	$ 450
		TOTAL CAPITAL	-	-	-	-	-	-
100-General	**3230**	**TOTAL DEPT BUDGET**	**$ 123,312**	**$ 178,894**	**$ 285,766**	**$ 283,626**	**$ 305,958**	**$ 335,894**

Mission Statement: The District Attorney's Office is committed to responsible ethical and aggressive criminal prosecution while striving daily to be professional advocates for victims of crime and local law enforcement in Montgomery County.

Trial Bureau

Felony Trial Division

This Division prosecutes all felony offenses assigned to the four District Courts of Montgomery County that have jurisdiction over felony offenses.

Special Victims Division

This Division investigates and prosecutes Sexual and Physical Abuse of Children, Internet Crimes Against Children, and Domestic Violence.

Special Crimes Division

This Division investigates and prosecutes Public Integrity Crimes, Financial Crimes and Asset Forfeiture, Environmental Crimes, and Vehicular Crimes.

Misdemeanor Trial Division

This Division prosecutes all misdemeanor offenses assigned to the three County Courts and five Justice Courts of Montgomery County.

Office Admin.

The Montgomery County District Attorney's Office employs administrative staff and legal assistants to run the daily operations of the office, and aid the Assistant District Attorney's with daily court functions.

Legal Bureau

Intake & Grand Jury

This Section is generally responsible for the filing of all felony cases and all Class A & B misdemeanor cases filed in the District Courts and County Courts at Law of Montgomery County.

Appellate & Writs

This Section handles the appeals of all criminal cases arising from the District Courts and County Courts at Law of Montgomery County on behalf of the State of Texas.

STAFF INFORMATION

Position Budget	FTE	Headcount
10,893,953	**117.45**	**118**

FINANCIAL INFORMATION

			FY 2021		FY 2022		FY 2023	FY 2024
FUND	DEPARTMENT	SUMMARY LEVEL	Adopted	Actual	Adopted	Actual	Adopted	Adopted
100-General	5100	TOTAL SALARIES	$ 8,607,029	$ 8,695,620	$ 9,098,899	$ 9,136,126	$ 9,733,560	$ 10,554,945
		TOTAL BENEFITS	$ 3,055,925	$ 2,994,462	$ 3,324,861	$ 3,235,355	$ 3,659,328	$ 4,111,884
		TOTAL OPERATIONS	$ 430,516	$ 449,889	$ 584,530	$ 604,809	$ 623,431	$ 580,449
		TOTAL CAPITAL	-	-	-	-	-	-
100-General	**5100**	**TOTAL DEPT BUDGET**	**$ 12,093,470**	**$ 12,139,972**	**$ 13,008,289**	**$ 12,976,291**	**$ 14,016,319**	**$ 15,247,278**

*3 FTE charged to State Forfeitures and 1 FTE charged to ARPA

Mission Statement: The mission of the Montgomery County Office of Emergency Management and Homeland Security (MCOEMHS) is to support our responders, citizens, businesses, and municipalities and to ensure that we continuously work together to plan for, respond, to, and recover from natural and man‐made disasters. This mission will be achieved by a comprehensive and integrated emergency management system that coordinates local, regional, state, federal, private, and non‐profit resources to protect lives, property, and environment within Montgomery County. MCOEMHS further supports our community with continued engagement in Homeland Security programs through planning, assessments, and development of regional and local strategies. We understand that because incidents range in complexity and consequences, we must continue the pursuit of a more prepared community and are committed to effective actions designed to lessen the effects of both threats and hazards.

STAFF INFORMATION

Position Budget	FTE	Headcount
878,076	**11.00**	**11**

FINANCIAL INFORMATION

			FY 2021		FY 2022		FY 2023	FY 2024
FUND	DEPARTMENT	SUMMARY LEVEL	Adopted	Actual	Adopted	Actual	Adopted	Adopted
100-General	5200	TOTAL SALARIES TOTAL		441,378 $	577,638 $	545,208 $	520,540 $	585,237
		BENEFITS TOTAL		150,802 $	218,826 $	198,992 $	219,102 $	243,211
		OPERATIONS TOTAL		211,802 $	25,275 $	269,867 $	52,200 $	88,704
		CAPITAL **TOTAL DEPT BUDGET**		66,259			-	-
100-General	**5200**			**870,241 $**	**821,739**		**791,842 $**	**917,153**

Income Statement
Total Department
CS33-Montgomery County Public Health District

Total Department	FY 2021		FY 2022		FY 2023	FY 2024
	Amended	Actual	Adopted	Actual	Adopted	Adopted
450200-contract service revenue	-	-	-	-	-	$ 83,312
3_450-miscellaneous	**-**	**-**	**-**	**-**	**-**	**$ 83,312**
3_Revenue-Total Revenue	-	-	-	-	-	$ 83,312
710110-salary/regular	-	-	-	-	-	$ 54,325
3_710-salary	**-**	**-**	**-**	**-**	**-**	**$ 54,325**
720100-social security	-	-	-	-	-	$ 4,156
720110-employee insurance	-	-	-	-	-	$ 17,562
720120-retirement	-	-	-	-	-	$ 6,812
720130-workers compensation	-	-	-	-	-	$ 250
720140-state unemployment tax	-	-	-	-	-	$ 207
3_720-benefits	**-**	**-**	**-**	**-**	**-**	**$ 28,987**
3_EXPENDITURES-total expenditures	-	-	-	-	-	$ 83,312

Mission Statement: The Fire Marshal's Office Investigation division/departments mission is to provide investigative expertise, hazardous devices mitigation, hazardous materials mitigation and Aircraft Rescue Firefighting for the citizens of Montgomery County. The Fire Marshal's Office Inspection division/ departments mission is to increase public safety through fire prevention efforts to include fire code enforcement, life safety inspections and partnering with companies to have the safest facilities possible.

Major Changes in FY2024 Budget:

Part times employees were given increases to help get them more aligned with the Law Enforcement retention plan. A 2.5% cost of living adjustment was added to all positions. Additionally one new position was added to the Investigations division as an Arson Investigator.

STAFF INFORMATION

	FTE	Headcount
1,049,415	**11.90**	**13**

FINANCIAL INFORMATION

			FY 2021		FY 2022		FY 2023	FY 2024
FUND	DEPARTMENT	SUMMARY LEVEL	Adopted	Actual	Adopted	Actual	Adopted	Adopted
100-General	5300	TOTAL SALARIES	$ 667,637	$ 578,341	$ 637,591	$ 629,429	$ 816,881	$ 1,026,702
		TOTAL BENEFITS	$ 222,688	$ 187,518	$ 231,287	$ 214,853	$ 288,706	$ 362,031
		TOTAL OPERATIONS	$ 66,491	$ 98,479	$ 68,556	$ 124,908	$ 80,345	$ 81,912
		TOTAL CAPITAL	-	$ 26,885	-	$ 7,681	$ 8,004	-
100-General	**5300**	**TOTAL DEPT BUDGET**	**$ 956,816**	**$ 891,222**	**$ 937,434**	**$ 976,871**	**$ 1,193,936**	**$ 1,470,645**

5301-Fire Marshal - Inspections

STAFF INFORMATION

Position Budget	FTE	Headcount
896,009	**11.18**	**12**

FINANCIAL INFORMATION

			FY 2021		FY 2022		FY 2023	FY 2024
FUND	DEPARTMENT	SUMMARY LEVEL	Adopted	Actual	Adopted	Actual	Adopted	Adopted
100-General	5301	TOTAL SALARIES	$ 642,771	$ 646,840	$ 800,816	$ 826,844	$ 946,086	$ 1,039,568
		TOTAL BENEFITS	$ 243,310	$ 239,484	$ 300,548	$ 308,863	$ 366,674	$ 404,063
		TOTAL OPERATIONS	$ 72,381	$ 61,911	$ 76,081	$ 102,748	$ 51,231	$ 52,430
		TOTAL CAPITAL	$ 46,590	$ 46,011	-	-	-	-
100-General	**5301**	**TOTAL DEPT BUDGET**	**$ 1,005,053**	**$ 994,247**	**$ 1,177,446**	**$ 1,238,456**	**$ 1,363,991**	**$ 1,496,062**

Mission Statement: The Juvenile Justice Center strives to assist the Juvenile Court in fulfilling its mission, to assure public safety through supervision of residents/probationers, to maintain the integrity of the law and to hold residents/probationers strictly accountable for their actions while assisting them in developing pro-social changes in their behavior.

STAFF INFORMATION

Position Budget	FTE	Headcount
2,920,183	**51.23**	**52**

FINANCIAL INFORMATION

			FY 2021		FY 2022		FY 2023	FY 2024
FUND	DEPARTMENT	SUMMARY LEVEL	Adopted	Actual	Adopted	Actual	Adopted	Adopted
100-General	5400	TOTAL SALARIES	$ 1,310,552	$ 1,216,161	$ 1,373,756	$ 1,363,946	$ 1,752,500	$ 1,794,480
		TOTAL BENEFITS	$ 580,662	$ 548,535	$ 659,464	$ 624,733	$ 829,463	$ 903,333
		TOTAL OPERATIONS	$ 36,511	$ 18,732	$ 36,511	$ 26,483	$ 36,511	$ 36,511
		TOTAL CAPITAL **TOTAL**	-	-	-	-	-	-
100-General	**5400**	**DEPT BUDGET**	**$ 1,927,725**	**$ 1,783,429**	**$ 2,069,731**	**$ 2,015,162**	**$ 2,618,474**	**$ 2,734,323**

5401-Juvenile Probation-Detention

STAFF INFORMATION

Position Budget	FTE	Headcount
2,949,307	**70.73**	**77**

FINANCIAL INFORMATION

			FY 2021		FY 2022		FY 2023	FY 2024
FUND	DEPARTMENT	SUMMARY LEVEL	Adopted	Actual	Adopted	Actual	Adopted	Adopted
100-General	5401	TOTAL SALARIES	$ 2,471,025	$ 2,393,245	$ 2,594,468	$ 2,525,775	$ 2,904,357	$ 2,990,267
		TOTAL BENEFITS	$ 1,144,212	$ 1,095,369	$ 1,273,205	$ 1,160,304	$ 1,444,386	$ 1,604,834
		TOTAL OPERATIONS	$ 152,700	$ 117,423	$ 176,700	$ 128,808	$ 180,792	$ 188,303
		TOTAL CAPITAL	-	-	-	-	-	-
100-General	**5401**	**TOTAL DEPT BUDGET**	**$ 3,767,937**	**$ 3,606,037**	**$ 4,044,373**	**$ 3,814,887**	**$ 4,529,535**	**$ 4,783,405**

Mission Statement: Montgomery County CSCD's Mission is to provide a unified effort in order to enhance public safety and to effect positive behavioral change in the people we supervise.

STAFF INFORMATION

Position Budget	FTE	Headcount
-	-	-

FINANCIAL INFORMATION

			FY 2021		FY 2022		FY 2023	FY 2024
FUND	DEPARTMENT	SUMMARY LEVEL	Adopted	Actual	Adopted	Actual	Adopted	Adopted
100-General	5500	TOTAL SALARIES*	-	$ 4,612	-	-	-	-
		TOTAL BENEFITS	-	$ 502	-	-	-	-
		TOTAL OPERATIONS	$ 21,126	$ 17,239	$ 54,826	$ 39,948	$ 54,826	$ 63,800
		TOTAL CAPITAL	-	-	-	-	-	-
100-General	**5500**	**TOTAL DEPT BUDGET**	**$ 21,126**	**$ 22,352**	**$ 54,826**	**$ 39,948**	**$ 54,826**	**$ 63,800**

*Salary and Benefits are paid from State Allocated funds and are NOT included in the adopted budget

Mission Statement: Our Mission is to provide professional detention and law enforcement service to our community through meaningful partnerships to enhance the quality of life for our citizens, businesses and visitors through efficient and innovative public safety practices.

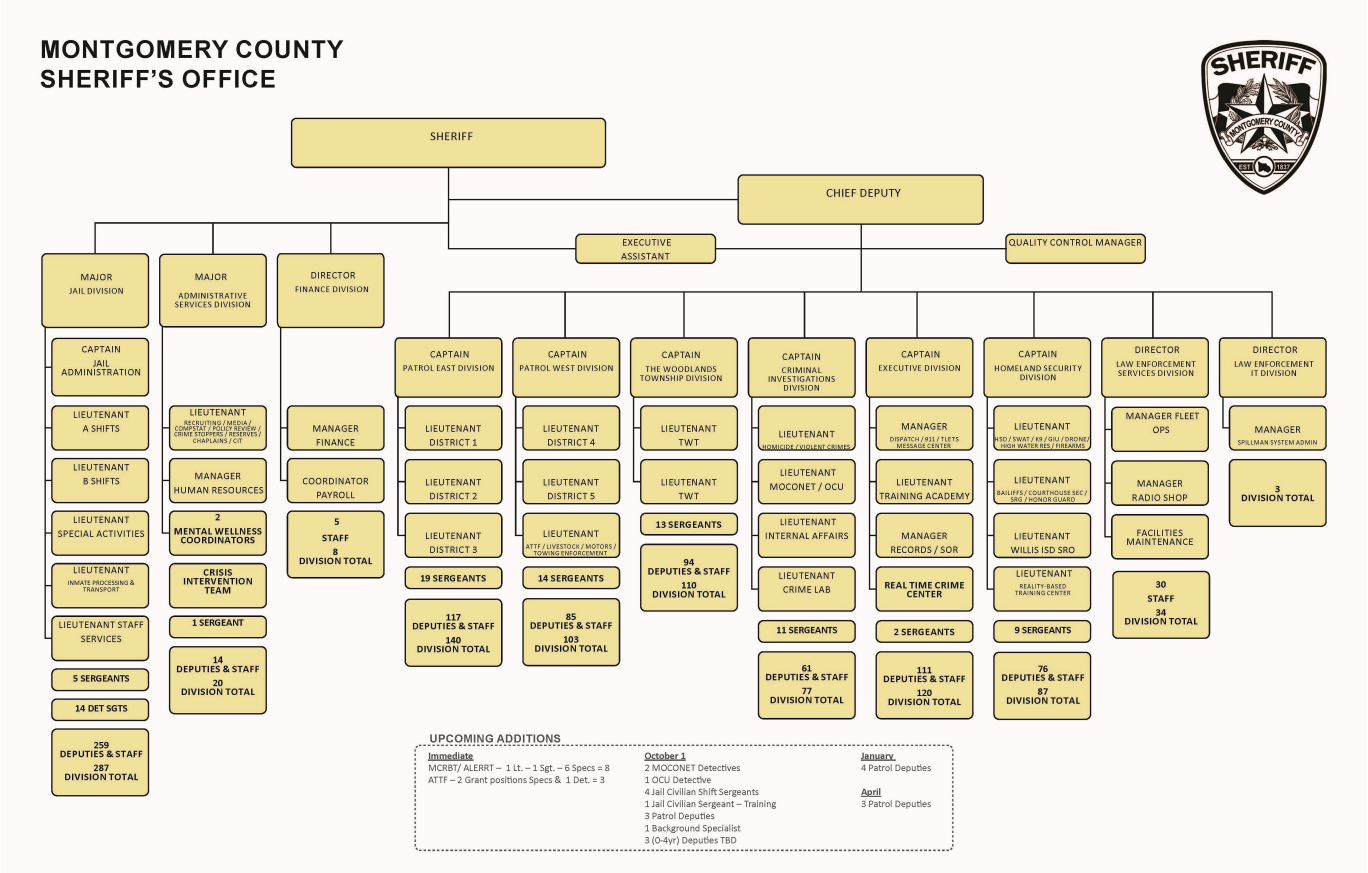

Major Changes: A 2.5% cost of living adjustment was added to all positions in addition to adjustments made based on the 2022-2023 Salary Study, these changes affected both the law enforcement retention plan and also some Civilian positions. 22 positions were added in this budget for the Sheriff's Office (they are included in each of their respective divisions)

- October Openings
  - 5 Civilian Detention officers
  - 3 Detectives
  - 1 Background Specialist
  - 6 Patrol Deputies
- January Openings
  - 4 Patrol Deputies
- April Openings
  - 3 Patrol Deputies

STAFF INFORMATION

Position Budget	FTE	Headcount
2,075,643	**15.00**	**15**

FINANCIAL INFORMATION

6000-Sheriff			FY 2021		FY 2022		FY 2023	FY 2024
FUND	DEPARTMENT	SUMMARY LEVEL	Adopted	Actual	Adopted	Actual	Adopted	Adopted
100-General	6000	TOTAL SALARIES	$ 1,647,286	$ 1,455,567	$ 1,728,059	$ 1,734,284	$ 2,055,050	$ 2,090,643
		TOTAL BENEFITS	$ 494,331	$ 425,263	$ 551,751	$ 530,332	$ 582,817	$ 692,386
		TOTAL OPERATIONS	$ 585,088	$ 59,536	$ 485,303	$ 98,684	$ 684,779	$ 639,931
		TOTAL CAPITAL	-	-	-	-	-	-
100-General	**6000**	**TOTAL DEPT BUDGET**	**$ 2,726,705**	**$ 1,940,366**	**$ 2,765,113**	**$ 2,363,300**	**$ 3,322,646**	**$ 3,422,960**

Mission Statement: Our Mission is to provide professional detention and law enforcement service to our community through meaningful partnerships to enhance the quality of life for our citizens, businesses and visitors through efficient and innovative public safety practices.

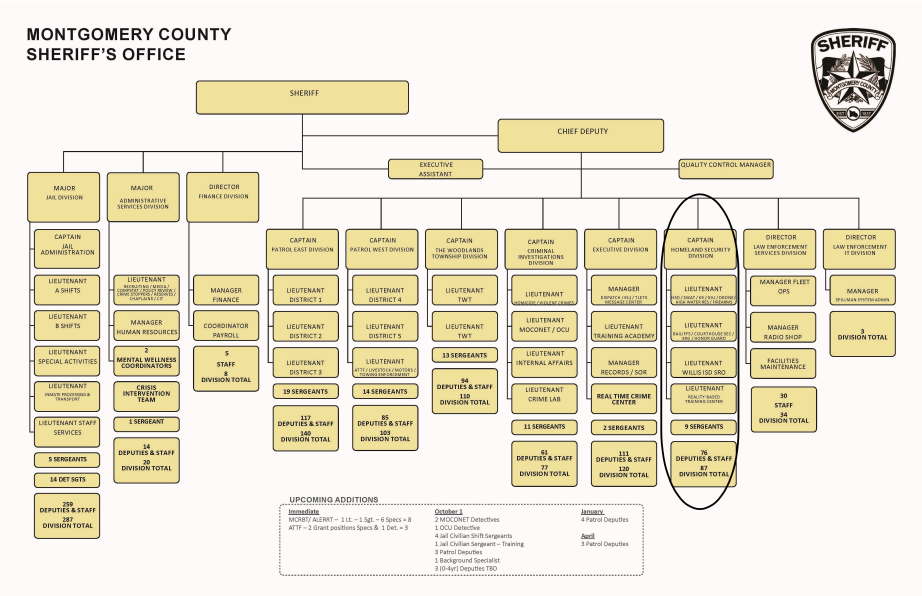

6100-Sheriff Homeland Security

STAFF INFORMATION

Position Budget	FTE	Headcount
1,100,851	**13.00**	**13**

FINANCIAL INFORMATION

			FY 2021		FY 2022		FY 2023	FY 2024
FUND	DEPARTMENT	SUMMARY LEVEL	Adopted	Actual	Adopted	Actual	Adopted	Adopted
100-General	6100	TOTAL SALARIES	$ 4,007,367	$ 1,822,846	$ 230,214	$ 243,080	$ 243,019	$ 259,516
		TOTAL BENEFITS	$ 1,506,403	$ 679,029	$ 90,328	$ 90,934	$ 97,944	$ 106,453
		TOTAL OPERATIONS	$ 37,948	$ 139,553	$ 49,049	$ 33,940	$ 37,858	$ 69,065
		TOTAL CAPITAL	-	-	-	-	-	-
100-General	**6100**	**TOTAL DEPT BUDGET**	**$ 5,551,717**	**$ 2,641,428**	**$ 369,591**	**$ 367,954**	**$ 378,821**	**$ 435,034**

6101-Sheriff Courthouse Security

STAFF INFORMATION

Position Budget	FTE	Headcount
2,481,694	**30.00**	**30**

FINANCIAL INFORMATION

			FY 2021		FY 2022		FY 2023	FY 2024
FUND	DEPARTMENT	SUMMARY LEVEL	Adopted	Actual	Adopted	Actual	Adopted	Adopted
100-General	6101	TOTAL SALARIES	-	$ 550,499	$ 2,355,408	$ 2,189,947	$ 2,377,369	$ 2,261,725
		TOTAL BENEFITS	-	$ 192,804	$ 928,917	$ 859,724	$ 984,924	$ 943,156
		TOTAL OPERATIONS	-	-	$ 111,199	$ 13,344	$ 43,053	$ 20,470
		TOTAL CAPITAL	-	-	-	-	-	-
100-General	**6101**	**TOTAL DEPT BUDGET**	**-**	**$ 743,302**	**$ 3,395,525**	**$ 3,063,014**	**$ 3,405,345**	**$ 3,225,351**

6102-Sheriff SWAT

STAFF INFORMATION

Position Budget	FTE	Headcount
1,167,566	**13.00**	**13**

FINANCIAL INFORMATION

			FY 2021		FY 2022		FY 2023	FY 2024
FUND	DEPARTMENT	SUMMARY LEVEL	Adopted	Actual	Adopted	Actual	Adopted	Adopted
100-General	6102	TOTAL SALARIES	-	$ 533,101	$ 867,384	$ 883,121	$ 931,325	$ 1,322,566
		TOTAL BENEFITS	-	$ 189,200	$ 335,836	$ 334,568	$ 383,503	$ 501,273
		TOTAL OPERATIONS	$ 115,220	$ 72,027	$ 136,085	$ 80,812	$ 145,015	$ 164,231
		TOTAL CAPITAL	-	$ 24,600	-	-	$ 0	$ 0
100-General	**6102**	**TOTAL DEPT BUDGET**	**$ 115,220**	**$ 818,927**	**$ 1,339,305**	**$ 1,298,501**	**$ 1,459,843**	**$ 1,988,070**

6103-Sheriff Crisis Negotiation Team

STAFF INFORMATION

Position Budget	FTE	Headcount
-	**-**	**-**

FINANCIAL INFORMATION

			FY 2021		FY 2022		FY 2023	FY 2024
FUND	DEPARTMENT	SUMMARY LEVEL	Adopted	Actual	Adopted	Actual	Adopted	Adopted
100-General	6103	TOTAL SALARIES	-	-	-	-	$ 1,100	$ 1,100
		TOTAL BENEFITS	-	-	-	-	$ 222	$ 222
		TOTAL OPERATIONS	$ 26,486	$ 6,758	$ 10,296	$ 9,516	$ 14,329	$ 15,713
		TOTAL CAPITAL	-	$ 22,200	-	-	$ 0	$ 0
100-General	**6103**	**TOTAL DEPT BUDGET**	**$ 26,486**	**$ 28,958**	**$ 10,296**	**$ 9,516**	**$ 15,651**	**$ 17,035**

6104-Sheriff Special Response

STAFF INFORMATION

Position Budget	FTE	Headcount
-	**-**	**-**

FINANCIAL INFORMATION

			FY 2021		FY 2022		FY 2023	FY 2024
FUND	DEPARTMENT	SUMMARY LEVEL	Adopted	Actual	Adopted	Actual	Adopted	Adopted
100-General	6104	TOTAL SALARIES	-	-	-	-	-	$ 7,900
		TOTAL BENEFITS	-	-	-	-	-	$ 1,595
		TOTAL OPERATIONS	-	-	$ 3,376	-	$ 10,328	$ 9,344
		TOTAL CAPITAL	-	-	-	-	-	-
100-General	**6104**	**TOTAL DEPT BUDGET**	**-**	**-**	**$ 3,376**	**-**	**$ 10,328**	**$ 18,839**

6105-Sheriff Tactical Air

STAFF INFORMATION

Position Budget	FTE	Headcount
83,165	**1.00**	**1**

FINANCIAL INFORMATION

			FY 2021		FY 2022		FY 2023	FY 2024
FUND	DEPARTMENT	SUMMARY LEVEL	Adopted	Actual	Adopted	Actual	Adopted	Adopted
100-General	6105	TOTAL SALARIES	-	$ 95,947	$ 180,319	$ 144,517	$ 166,298	$ 83,165
		TOTAL BENEFITS	-	$ 34,957	$ 65,566	$ 55,233	$ 66,154	$ 34,810
		TOTAL OPERATIONS	$ 11,973	$ 11,478	$ 25,804	$ 15,565	$ 19,954	$ 41,415
		TOTAL CAPITAL	-	-	-	$ 49,467	-	$ 36,942
100-General	**6105**	**TOTAL DEPT BUDGET**	**$ 11,973**	**$ 142,381**	**$ 271,689**	**$ 264,781**	**$ 252,406**	**$ 196,332**

6106-Sheriff K9

STAFF INFORMATION

Position Budget	FTE	Headcount
445,089	**6.00**	**6**

FINANCIAL INFORMATION

			FY 2021		FY 2022		FY 2023	FY 2024
FUND	DEPARTMENT	SUMMARY LEVEL	Adopted	Actual	Adopted	Actual	Adopted	Adopted
100-General	6106	TOTAL SALARIES	-	$ 261,430	$ 435,221	$ 375,817	$ 458,639	$ 486,089
		TOTAL BENEFITS	-	$ 99,539	$ 175,634	$ 144,889	$ 206,621	$ 206,255
		TOTAL OPERATIONS	$ 25,367	$ 42,785	$ 35,234	$ 44,143	$ 53,189	$ 54,735
		TOTAL CAPITAL	-	-	-	-	-	-
100-General	**6106**	**TOTAL DEPT BUDGET**	**$ 25,367**	**$ 403,753**	**$ 646,089**	**$ 564,849**	**$ 718,448**	**$ 747,079**

6107-Sheriff Honor Guard

STAFF INFORMATION

Position Budget	FTE	Headcount
-	-	-

FINANCIAL INFORMATION

			FY 2021		FY 2022		FY 2023	FY 2024
FUND	DEPARTMENT	SUMMARY LEVEL	Adopted	Actual	Adopted	Actual	Adopted	Adopted
100-General	6107	TOTAL SALARIES	-	-	-	-	$ 6,000	$ 3,700
		TOTAL BENEFITS	-	-	-	-	$ 1,211	$ 747
		TOTAL OPERATIONS	$ 5,848	$ 4,588	$ 4,300	$ 4,275	$ 5,300	$ 15,877
		TOTAL CAPITAL	-	-	-	-	-	-
100-General	**6107**	**TOTAL DEPT BUDGET**	**$ 5,848**	**$ 4,588**	**$ 4,300**	**$ 4,275**	**$ 12,511**	**$ 20,324**

6108-Sheriff Range

STAFF INFORMATION

Position Budget	FTE	Headcount
95,846	**1.00**	**1**

FINANCIAL INFORMATION

			FY 2021		FY 2022		FY 2023	FY 2024
FUND	DEPARTMENT	SUMMARY LEVEL	Adopted	Actual	Adopted	Actual	Adopted	Adopted
100-General	6108	TOTAL SALARIES	-	-	-	-	-	$ 95,846
		TOTAL BENEFITS	-	-	-	-	-	$ 37,370
		TOTAL OPERATIONS	$ 217,599	$ 170,539	$ 293,968	$ 131,441	$ 396,524	$ 491,312
		TOTAL CAPITAL	-	-	-	-	-	-
100-General	**6108**	**TOTAL DEPT BUDGET**	**$ 217,599**	**$ 170,539**	**$ 293,968**	**$ 131,441**	**$ 396,524**	**$ 624,529**

6109-Sheriff Gangs

STAFF INFORMATION

Position Budget	FTE	Headcount
448,344	**5.00**	**5**

FINANCIAL INFORMATION

			FY 2021		FY 2022		FY 2023	FY 2024
FUND	DEPARTMENT	SUMMARY LEVEL	Adopted	Actual	Adopted	Actual	Adopted	Adopted
100-General	6109	TOTAL SALARIES	-	$ 249,539	$ 397,312	$ 401,946	$ 429,252	$ 450,344
		TOTAL BENEFITS	-	$ 87,432	$ 153,260	$ 150,251	$ 168,100	$ 181,019
		TOTAL OPERATIONS	$ 23,049	$ 16,658	$ 27,256	$ 31,097	$ 55,548	$ 68,898
		TOTAL CAPITAL	-	-	-	-	-	-
100-General	**6109**	**TOTAL DEPT BUDGET**	**$ 23,049**	**$ 353,630**	**$ 577,827**	**$ 583,294**	**$ 652,900**	**$ 700,261**

CS24-Willis ISD Deputies

Total Department	FY 2021		FY 2022		FY 2023	FY 2024
	Amended	Actual	Adopted	Actual	Adopted	Adopted
450200-contract service revenue	-	$ 638,976	$ 762,972	$ 811,166	$ 794,180	$ 934,132
3_450-miscellaneous	**-**	**$ 638,976**	**$ 762,972**	**$ 811,166**	**$ 794,180**	**$ 934,132**
3_Revenue-Total Revenue	-	$ 638,976	$ 762,972	$ 811,166	$ 794,180	$ 934,132
710110-salary/regular	-	$ 503,617	$ 540,209	$ 537,211	$ 565,894	$ 657,276
710130-salary/overtime	-	-	-	$ 2,546	-	-
710150-salary/special pay	-	$ 6,050	$ 9,500	$ 6,500	-	-
3_710-salary	**-**	**$ 509,667**	**$ 549,709**	**$ 546,257**	**$ 565,894**	**$ 657,276**
720100-social security	-	$ 37,483	$ 42,053	$ 40,185	$ 43,298	$ 50,282
720110-employee insurance	-	$ 77,685	$ 102,312	$ 92,973	$ 110,838	$ 140,496
720120-retirement	-	$ 62,675	$ 67,449	$ 67,927	$ 70,958	$ 82,422
720130-workers compensation	-	-	-	-	$ 1,736	$ 2,000
720140-state unemployment tax	-	$ 2,091	$ 1,449	$ 108	$ 1,456	$ 1,656
3_720-benefits	**-**	**$ 179,933**	**$ 213,263**	**$ 201,193**	**$ 228,286**	**$ 276,856**
3_EXPENDITURES-total expenditures	-	$ 689,601	$ 762,972	$ 747,450	$ 794,180	$ 934,132
Income Statement	-	$ (50,625)	$ 0	$ 63,715	$ 0	$ 0

CS25-Willis ISD Truancy Officer

Total Department	FY 2021		FY 2022		FY 2023	FY 2024
	Amended	Actual	Adopted	Actual	Adopted	Adopted
450200-contract service revenue	-	$ 112,558	$ 116,160	$ 128,399	$ 125,335	$ 135,873
3_450-miscellaneous	**-**	**$ 112,558**	**$ 116,160**	**$ 128,399**	**$ 125,335**	**$ 135,873**
3_Revenue-Total Revenue	-	$ 112,558	$ 116,160	$ 128,399	$ 125,335	$ 135,873
710110-salary/regular	-	$ 29,383	$ 84,504	$ 87,672	$ 90,729	$ 98,057
3_710-salary	**-**	**$ 29,383**	**$ 84,504**	**$ 87,672**	**$ 90,729**	**$ 98,057**
720100-social security	-	$ 2,190	$ 6,465	$ 6,585	$ 6,939	$ 7,501
720110-employee insurance	-	$ 4,560	$ 14,616	$ 13,671	$ 15,834	$ 17,562
720120-retirement	-	$ 3,605	$ 10,369	$ 10,938	$ 11,377	$ 12,296
720130-workers compensation	-	-	-	-	$ 248	$ 250
720140-state unemployment tax	-	$ 230	$ 207	$ 9	$ 208	$ 207
3_720-benefits	**-**	**$ 10,585**	**$ 31,656**	**$ 31,203**	**$ 34,606**	**$ 37,817**
3_EXPENDITURES-total expenditures	-	$ 39,968	$ 116,160	$ 118,875	$ 125,335	$ 135,873
Income Statement	-	$ 72,591	$ 0	$ 9,523	$ 0	$ 0

Mission Statement: Our Mission is to provide professional detention and law enforcement service to our community through meaningful partnerships to enhance the quality of life for our citizens, businesses and visitors through efficient and innovative public safety practices.

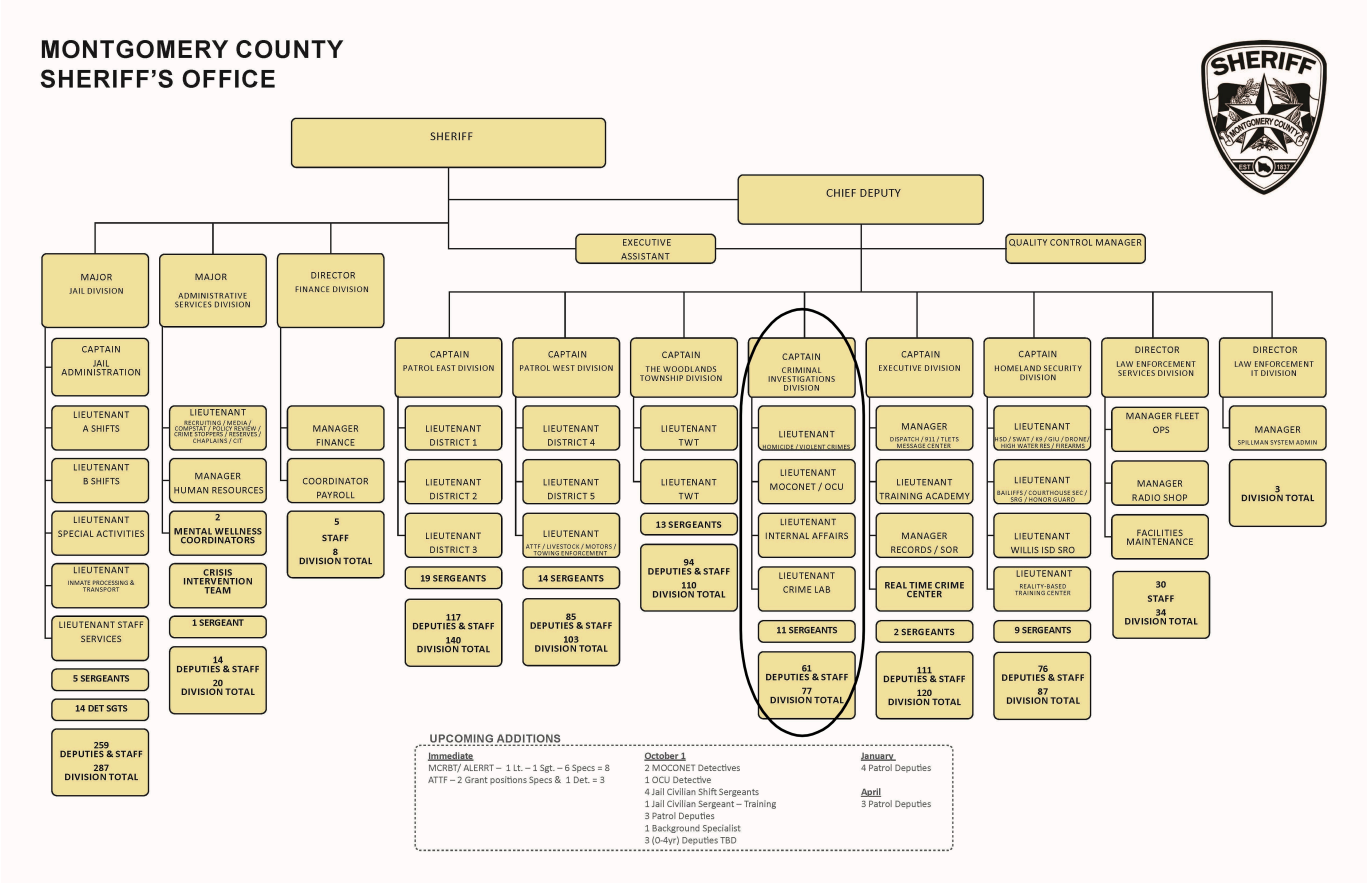

6201-Sheriff Homicide Violent Crime

STAFF INFORMATION

Position Budget	FTE	Headcount
2,546,449	**29.00**	**29**

FINANCIAL INFORMATION

			FY 2021		FY 2022		FY 2023	FY 2024
FUND	DEPARTMENT	SUMMARY LEVEL	Adopted	Actual	Adopted	Actual	Adopted	Adopted
100-General	6201	TOTAL SALARIES	$ 1,895,027	$ 1,647,187	$ 2,076,765	$ 2,010,258	$ 2,192,975	$ 2,548,874
		TOTAL BENEFITS	$ 697,089	$ 582,474	$ 799,090	$ 764,552	$ 894,619	$ 1,019,150
		TOTAL OPERATIONS	$ 49,820	$ 62,751	$ 67,484	$ 75,740	$ 99,061	$ 108,679
		TOTAL CAPITAL **TOTAL**	-	-	-	-	-	-
100-General	**6201**	**DEPT BUDGET**	**$ 2,641,936**	**$ 2,292,411**	**$ 2,943,339**	**$ 2,850,550**	**$ 3,186,655**	**$ 3,676,703**

CS27-Safe Harbor-Sheriff

Total Department	FY 2021		FY 2022		FY 2023	FY 2024
	Amended	Actual	Adopted	Actual	Adopted	Adopted
450200-contract service revenue	-	$ 95,101	$ 102,666	$ 103,259	$ 107,400	$ 120,958
3_450-miscellaneous	**-**	**$ 95,101**	**$ 102,666**	**$ 103,259**	**$ 107,400**	**$ 120,958**
3_Revenue-Total Revenue	-	$ 95,101	$ 102,666	$ 103,259	$ 107,400	$ 120,958
710110-salary/regular	-	$ 73,119	$ 73,251	$ 74,562	$ 75,808	$ 85,647
710130-salary/overtime	-	-	-	$ 422	-	-
3_710-salary	**-**	**$ 73,119**	**$ 73,251**	**$ 74,984**	**$ 75,808**	**$ 85,647**
720100-social security	-	$ 5,700	$ 5,604	$ 5,639	$ 5,798	$ 6,552
720110-employee insurance	-	$ 11,805	$ 14,616	$ 14,954	$ 15,834	$ 17,562
720120-retirement	-	$ 8,972	$ 8,988	$ 9,353	$ 9,504	$ 10,740
720130-workers compensation	-	-	-	-	$ 248	$ 250
720140-state unemployment tax	-	$ 463	$ 207	$ (3)	$ 208	$ 207
3_720-benefits	**-**	**$ 26,940**	**$ 29,415**	**$ 29,944**	**$ 31,592**	**$ 35,311**
730240-fuel-controlled	-	$ 1,023	-	-	$ 0	-
3_730-supplies	**-**	**$ 1,023**	**-**	**-**	**$ 0**	**-**
3_EXPENDITURES-total expenditures	-	$ 101,082	$ 102,666	$ 104,928	$ 107,400	$ 120,958
Income Statement	-	$ (5,981)	$ 0	$ (1,668)	$ 0	$ 0

Major Changes in FY2024 Budget: 3 FTE- Detectives positions added

STAFF INFORMATION

Position Budget	FTE	Headcount
1,837,857	**21.00**	**21**

FINANCIAL INFORMATION

			FY 2021		FY 2022		FY 2023	FY 2024
FUND	DEPARTMENT	SUMMARY LEVEL	Adopted	Actual	Adopted	Actual	Adopted	Adopted
100-General	6202	TOTAL SALARIES	$ 1,341,809	$ 1,160,838	$ 1,436,120	$ 1,413,057	$ 1,509,372	$ 1,864,357
		TOTAL BENEFITS	$ 497,400	$ 414,358	$ 552,889	$ 529,982	$ 598,047	$ 754,063
		TOTAL OPERATIONS	$ 61,060	$ 41,580	$ 57,415	$ 88,313	$ 116,426	$ 213,912
		TOTAL CAPITAL	-	-	-	-	-	$ 21,675
100-General	**6202**	**TOTAL DEPT BUDGET**	**$ 1,900,269**	**$ 1,616,776**	**$ 2,046,424**	**$ 2,031,353**	**$ 2,223,845**	**$ 2,854,007**

FY 2024 Adopted Budget — 6402-Sheriff Crime Lab

STAFF INFORMATION

Position Budget	FTE	Headcount
1,670,201	**22.00**	**22**

FINANCIAL INFORMATION

			FY 2021		FY 2022		FY 2023	FY 2024
FUND	DEPARTMENT	SUMMARY LEVEL	Adopted	Actual	Adopted	Actual	Adopted	Adopted
100-General	6402	TOTAL SALARIES	$ 1,350,999	$ 1,187,630	$ 1,414,201	$ 1,478,916	$ 1,563,557	$ 1,747,269
		TOTAL BENEFITS	$ 537,790	$ 452,013	$ 607,815	$ 590,427	$ 690,833	$ 749,192
		TOTAL OPERATIONS	$ 376,338	$ 272,121	$ 347,876	$ 322,177	$ 424,431	$ 435,081
		TOTAL CAPITAL	-	$ 127,615	-	-	-	-
100-General	**6402**	**TOTAL DEPT BUDGET**	**$ 2,265,127**	**$ 2,039,379**	**$ 2,369,892**	**$ 2,391,519**	**$ 2,678,821**	**$ 2,931,541**

FY 2024 Adopted Budget — 6501-Sheriff Internal Affairs

STAFF INFORMATION

Position Budget	FTE	Headcount
582,607	**6.00**	**6**

FINANCIAL INFORMATION

			FY 2021		FY 2022		FY 2023	FY 2024
FUND	DEPARTMENT	SUMMARY LEVEL	Adopted	Actual	Adopted	Actual	Adopted	Adopted
100-General	6501	TOTAL SALARIES	$ 462,207	$ 407,933	$ 499,544	$ 499,144	$ 553,424	$ 584,107
		TOTAL BENEFITS	$ 156,199	$ 131,310	$ 173,831	$ 169,599	$ 193,766	$ 226,045
		TOTAL OPERATIONS	$ 26,777	$ 22,730	$ 26,827	$ 23,834	$ 35,467	$ 32,365
		TOTAL CAPITAL	-	-	-	-	-	-
100-General	**6501**	**TOTAL DEPT BUDGET**	**$ 645,183**	**$ 561,972**	**$ 700,202**	**$ 692,576**	**$ 782,657**	**$ 842,517**

Mission Statement: Our mission is to provide professional detention and law enforcement service to our community through meaningful partnerships to enhance the quality of life for our citizens, businesses, and visitors through efficient and innovative public safety practices.

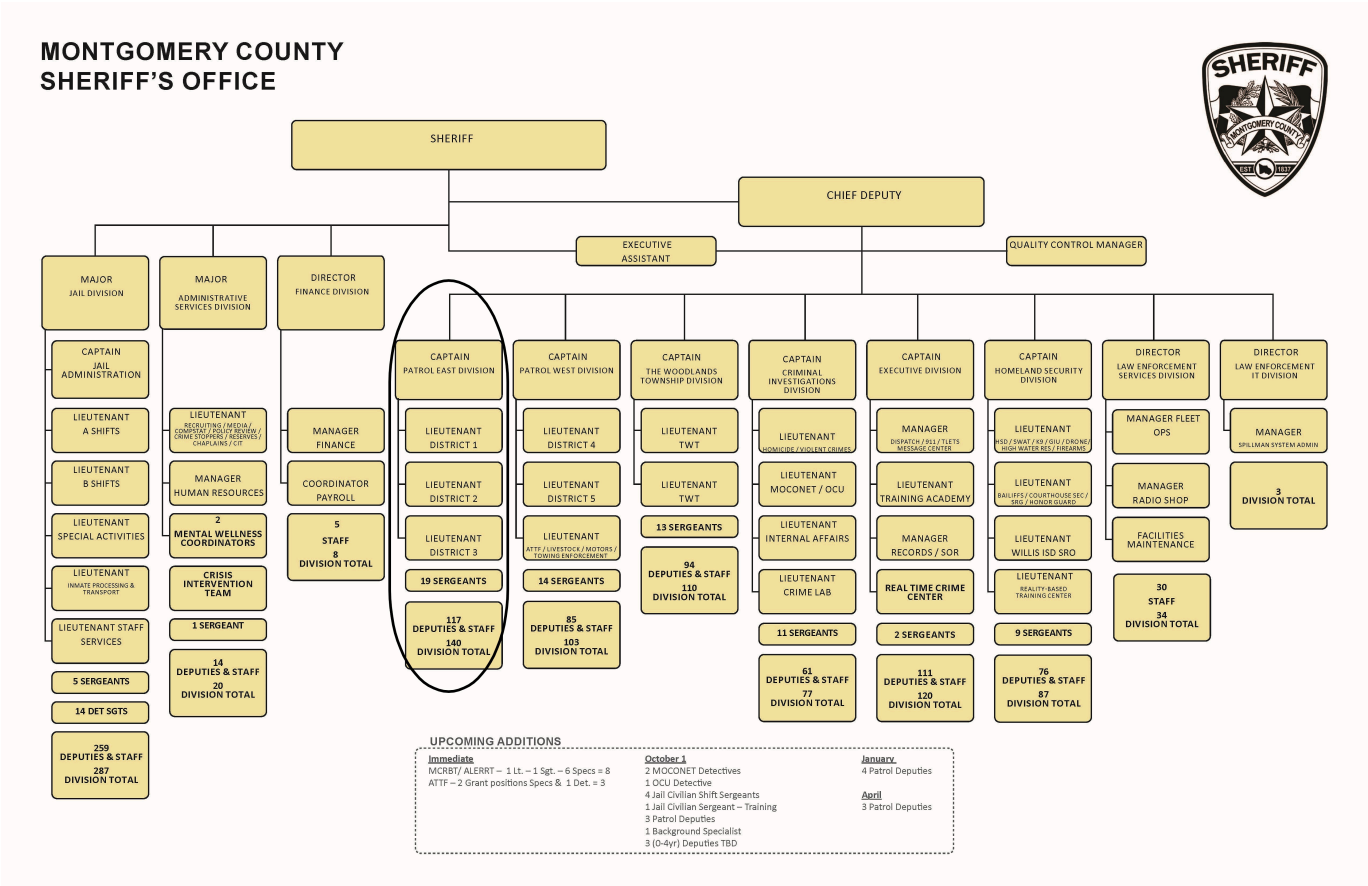

STAFF INFORMATION

Position Budget	FTE	Headcount
9,956,692	**136.00**	**136**

FINANCIAL INFORMATION

6301-Sheriff Patrol East			FY 2021		FY 2022		FY 2023	FY 2024
FUND	DEPARTMENT	SUMMARY LEVEL	Adopted	Actual	Adopted	Actual	Adopted	Adopted
100-General	6301	TOTAL SALARIES	$ 8,059,245	$ 6,537,116	$ 7,903,333	$ 7,841,205	$ 8,014,344	$ 9,501,963
		TOTAL BENEFITS	$ 3,300,857	$ 2,550,944	$ 3,209,428	$ 3,221,426	$ 3,507,653	$ 4,258,917
		TOTAL OPERATIONS	$ 174,761	$ 139,333	$ 122,296	$ 113,808	$ 138,022	$ 175,539
		TOTAL CAPITAL	-	-	-	-	$ 0	$ 166,822
100-General	**6301**	**TOTAL DEPT BUDGET**	**$ 11,534,862**	**$ 9,227,393**	**$ 11,235,056**	**$ 11,176,438**	**$ 11,660,019**	**$ 14,103,241**

CS20-Southern Montgomery County MUD

Patrol East	FY 2021		FY 2022		FY 2023	FY 2024
	Amended	Actual	Adopted	Actual	Adopted	Adopted
450200-contract service revenue	-	$ 534,723	$ 631,300	$ 558,538	$ 663,421	$ 813,937
450328-sale of assets	-	$ 7,308	-	-	-	-
3_450-miscellaneous	**-**	**$ 542,031**	**$ 631,300**	**$ 558,538**	**$ 663,421**	**$ 813,937**
3_Revenue-Total Revenue	-	$ 542,031	$ 631,300	$ 558,538	$ 663,421	$ 813,937
710110-salary/regular	-	$ 314,070	$ 374,927	$ 316,382	$ 340,681	$ 420,853
710130-salary/overtime	-	$ 7,064	$ 6,000	$ 5,955	-	-
710150-salary/special pay	-	$ 114	-	$ 1,766	-	-
3_710-salary	**-**	**$ 321,248**	**$ 380,927**	**$ 324,103**	**$ 340,681**	**$ 420,853**
720100-social security	-	$ 24,560	$ 29,141	$ 23,853	$ 26,065	$ 32,195
720110-employee insurance	-	$ 62,835	$ 87,696	$ 76,613	$ 81,606	$ 105,372
720120-retirement	-	$ 40,080	$ 46,740	$ 40,441	$ 42,719	$ 52,775
720130-workers compensation	-	-	-	-	$ 1,278	$ 1,500
720140-state unemployment tax	-	$ 2,615	$ 1,242	$ 88	$ 1,072	$ 1,242
3_720-benefits	**-**	**$ 130,091**	**$ 164,819**	**$ 140,995**	**$ 152,740**	**$ 193,084**
730240-fuel-controlled	-	$ 18,038	$ 15,784	$ 24,481	$ 30,000	$ 30,000
730270-law enforcement specific supplies	-	$ 1,149	$ 10,000	-	$ 10,000	$ 10,000
3_730-supplies	**-**	**$ 19,186**	**$ 25,784**	**$ 24,481**	**$ 40,000**	**$ 40,000**
750600-capital outlay-vehicles	-	$ 55,780	$ 59,770	$ 62,315	$ 130,000	$ 160,000
3_750-capital outlay	**-**	**$ 55,780**	**$ 59,770**	**$ 62,315**	**$ 130,000**	**$ 160,000**
3_EXPENDITURES-total expenditures	-	$ 526,305	$ 631,300	$ 551,894	$ 663,421	$ 813,937
Income Statement	-	$ 15,726	$ 0	$ 6,644	$ 0	$ 0

Mission Statement: Our mission is to provide professional detention and law enforcement service to our community through meaningful partnerships to enhance the quality of life for our citizens, businesses, and visitors through efficient and innovative public safety practices.

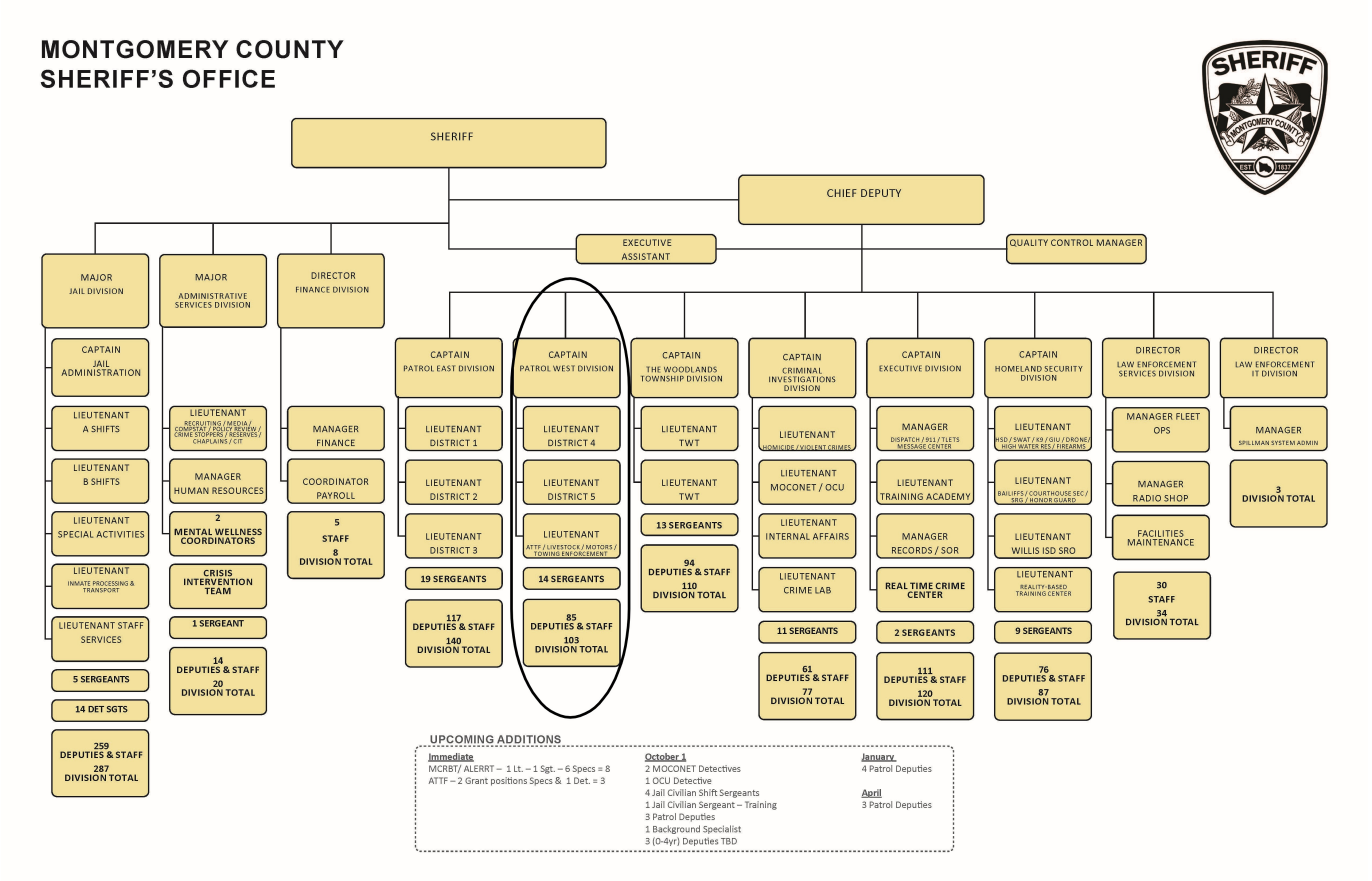

6302-Sheriff Patrol West

STAFF INFORMATION

Position Budget	FTE	Headcount
8,008,631	**107.00**	**107**

FINANCIAL INFORMATION

			FY 2021		FY 2022		FY 2023	FY 2024
FUND	DEPARTMENT	SUMMARY LEVEL	Adopted	Actual	Adopted	Actual	Adopted	Adopted
100-General	6302	TOTAL SALARIES	$ 4,503,399	$ 4,718,963	$ 5,608,129	$ 5,620,807	$ 5,897,211	$ 7,012,480
		TOTAL BENEFITS	$ 1,791,957	$ 1,767,239	$ 2,228,864	$ 2,247,703	$ 2,495,071	$ 3,089,923
		TOTAL OPERATIONS	$ 79,470	$ 122,657	$ 113,475	$ 148,915	$ 147,746	$ 195,644
		TOTAL CAPITAL	-	-	-	$ 34,797	-	$ 83,411
100-General	**6302**	**TOTAL DEPT BUDGET**	**$ 6,374,826**	**$ 6,608,859**	**$ 7,950,468**	**$ 8,052,221**	**$ 8,540,028**	**$ 10,381,458**

CS16-Montgomery County MUD 113

Patrol West	FY 2021		FY 2022		FY 2023	FY 2024
	Amended	Actual	Adopted	Actual	Adopted	Adopted
450200-contract service revenue	-	$ 321,675	$ 448,508	$ 422,639	$ 348,544	$ 438,271
3_450-miscellaneous	**-**	**$ 321,675**	**$ 448,508**	**$ 422,639**	**$ 348,544**	**$ 438,271**
3_Revenue-Total Revenue	-	$ 321,675	$ 448,508	$ 422,639	$ 348,544	$ 438,271
710110-salary/regular	-	$ 212,232	$ 237,226	$ 231,979	$ 221,448	$ 283,048
710130-salary/overtime	-	$ 3,251	$ 3,000	$ 8,069	-	-
3_710-salary	**-**	**$ 215,482**	**$ 240,226**	**$ 240,047**	**$ 221,448**	**$ 283,048**
720100-social security	-	$ 16,133	$ 48,528	$ 17,619	$ 16,937	$ 21,653
720110-employee insurance	-	$ 47,832	$ 58,464	$ 54,381	$ 54,810	$ 70,248
720120-retirement	-	$ 26,440	$ 77,835	$ 29,954	$ 27,771	$ 35,494
720130-workers compensation	-	-	-	-	$ 858	$ 1,000
720140-state unemployment tax	-	$ 1,731	$ 828	$ 27	$ 720	$ 828
3_720-benefits	**-**	**$ 92,135**	**$ 185,655**	**$ 101,980**	**$ 101,096**	**$ 129,223**
730240-fuel-controlled	-	$ 9,774	$ 12,627	$ 12,236	$ 16,000	$ 16,000
730270-law enforcement specific supplies	-	$ 8,143	$ 10,000	-	$ 10,000	$ 10,000
3_730-supplies	**-**	**$ 17,917**	**$ 22,627**	**$ 12,236**	**$ 26,000**	**$ 26,000**
740512-professional services	-	$ 740	-	-	$ 0	-
740640-contract services	-	$ 2,450	-	-	$ 0	-
3_740-services	**-**	**$ 3,190**	**-**	**-**	**$ 0**	**-**
750400-capital outlay-furniture fixtures and equipment	-	$ 6,691	-	-	$ 0	-
750600-capital outlay-vehicles	-	$ 5,641	-	-	$ 0	-
3_750-capital outlay	**-**	**$ 12,332**	**-**	**-**	**$ 0**	**-**
3_EXPENDITURES-total expenditures	-	$ 341,056	$ 448,508	$ 354,264	$ 348,544	$ 438,271
Income Statement	-	$ (19,381)	$ 0	$ 68,376	$ 0	$ 0

CS22-Walden HOA

Patrol West	FY 2021		FY 2022		FY 2023	FY 2024
	Amended	Actual	Adopted	Actual	Adopted	Adopted
450200-contract service revenue	-	$ 149,912	$ 159,912	$ 169,145	$ 85,749	$ 175,691
3_450-miscellaneous	**-**	**$ 149,912**	**$ 159,912**	**$ 169,145**	**$ 85,749**	**$ 175,691**
3_Revenue-Total Revenue	-	$ 149,912	$ 159,912	$ 169,145	$ 85,749	$ 175,691
710110-salary/regular	-	$ 96,802	$ 107,628	$ 109,273	$ 57,784	$ 116,194
710130-salary/overtime	-	$ 2,126	$ 1,000	$ 5,250	-	-
3_710-salary	**-**	**$ 98,927**	**$ 108,628**	**$ 114,523**	**$ 57,784**	**$ 116,194**
720100-social security	-	$ 7,508	$ 8,310	$ 8,727	$ 4,425	$ 8,889
720110-employee insurance	-	$ 22,625	$ 29,232	$ 27,586	$ 15,834	$ 35,124
720120-retirement	-	$ 12,138	$ 13,329	$ 14,291	$ 7,250	$ 14,571
720130-workers compensation	-	-	-	-	$ 248	$ 500
720140-state unemployment tax	-	$ 743	$ 414	$ 18	$ 208	$ 414
3_720-benefits	**-**	**$ 43,014**	**$ 51,285**	**$ 50,622**	**$ 27,965**	**$ 59,497**
3_EXPENDITURES-total expenditures	-	$ 141,942	$ 159,912	$ 165,145	$ 85,749	$ 175,691
Income Statement	-	$ 7,970	$ 0	$ 4,000	$ 0	$ 0

CS23-Westwood Magnolia

Patrol West	FY 2021		FY 2022		FY 2023	FY 2024
	Amended	Actual	Adopted	Actual	Adopted	Adopted
450200-contract service revenue	-	$ 369,446	$ 438,079	$ 475,975	$ 394,373	$ 508,933
3_450-miscellaneous	**-**	**$ 369,446**	**$ 438,079**	**$ 475,975**	**$ 394,373**	**$ 508,933**
3_Revenue-Total Revenue	-	$ 369,446	$ 438,079	$ 475,975	$ 394,373	$ 508,933
710110-salary/regular	-	$ 243,297	$ 286,497	$ 251,206	$ 251,033	$ 327,679
710130-salary/overtime	-	$ 3,539	$ 4,500	$ 627	-	-
3_710-salary	**-**	**$ 246,836**	**$ 290,997**	**$ 251,833**	**$ 251,033**	**$ 327,679**
720100-social security	-	$ 18,483	$ 22,261	$ 18,930	$ 19,201	$ 25,067
720110-employee insurance	-	$ 48,691	$ 73,080	$ 68,317	$ 65,772	$ 87,810
720120-retirement	-	$ 30,287	$ 35,705	$ 31,420	$ 31,473	$ 41,091
720130-workers compensation	-	-	-	-	$ 1,030	$ 1,250
720140-state unemployment tax	-	$ 3,470	$ 1,035	$ 214	$ 864	$ 1,035
3_720-benefits	**-**	**$ 100,931**	**$ 132,082**	**$ 118,881**	**$ 118,340**	**$ 156,253**
730240-fuel-controlled	-	$ 10,785	$ 15,000	$ 18,271	$ 25,000	$ 25,000
3_730-supplies	**-**	**$ 10,785**	**$ 15,000**	**$ 18,271**	**$ 25,000**	**$ 25,000**
740580-printing	-	$ 33	-	-	$ 0	-
3_740-services	**-**	**$ 33**	**-**	**-**	**$ 0**	**-**
750600-capital outlay-vehicles	-	$ 7,491	-	-	$ 0	-
3_750-capital outlay	**-**	**$ 7,491**	**-**	**-**	**$ 0**	**-**
3_EXPENDITURES-total expenditures	-	$ 366,075	$ 438,079	$ 388,985	$ 394,373	$ 508,933
Income Statement	-	$ 3,370	$ 0	$ 86,990	$ 0	$ 0

Mission Statement: Our mission is to provide professional detention and law enforcement service to our community through meaningful partnerships to enhance the quality of life for our citizens, businesses, and visitors through efficient and innovative public safety practices.

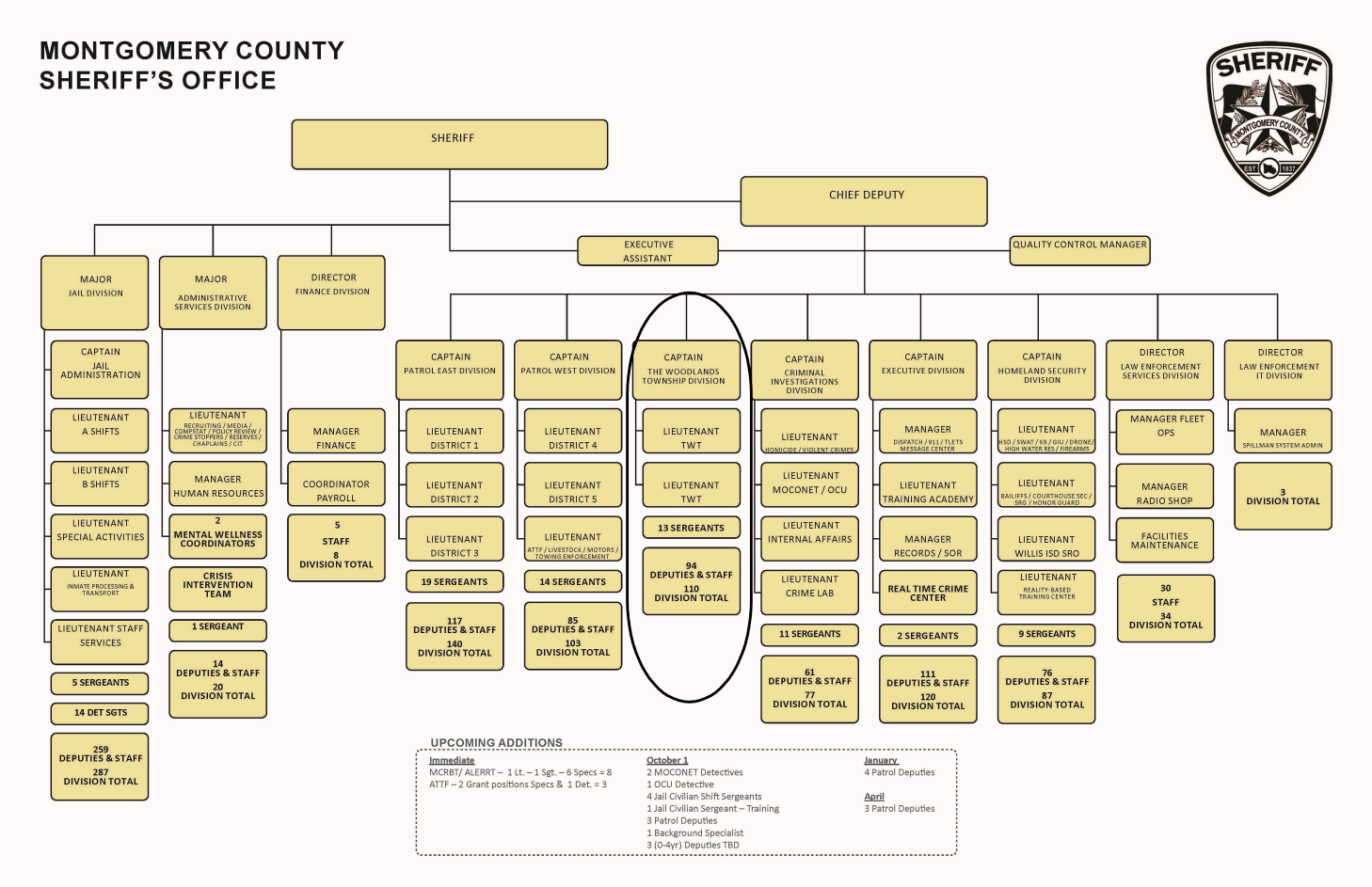

STAFF INFORMATION

Position Budget	FTE	Headcount
8,440,091	**109.00**	**109**

FINANCIAL INFORMATION

6303-Sheriff Patrol South			FY 2021		FY 2022		FY 2023	FY 2024
FUND	DEPARTMENT	SUMMARY LEVEL	Adopted	Actual	Adopted	Actual	Adopted	Adopted
100-General	6303	TOTAL SALARIES	$ 1,101,415	$ 1,239,391	$ 1,521,115	$ 1,589,096	$ 1,492,044	$ 1,596,106
		TOTAL BENEFITS	$ 436,937	$ 382,912	$ 554,997	$ 560,453	$ 561,881	$ 610,558
		TOTAL OPERATIONS	$ 54,311	$ 55,849	$ 57,716	$ 55,948	$ 68,044	$ 109,668
		TOTAL CAPITAL	-	-	-	-	-	$ 0
100-General	**6303**	**TOTAL DEPT BUDGET**	**$ 1,592,663**	**$ 1,678,152**	**$ 2,133,828**	**$ 2,205,498**	**$ 2,121,968**	**$ 2,316,331**

CS29-Sheriff Deputies The Woodlands

Patrol South	FY 2021		FY 2022		FY 2023	FY 2024
	Amended	Actual	Adopted	Actual	Adopted	Adopted
450200-contract service revenue	-	$ 8,670,147	$ 10,704,692	$ 10,417,381	$ 3,188,192	$ 11,877,162
3_450-miscellaneous	**-**	**$ 8,670,147**	**$ 10,704,692**	**$ 10,417,381**	**$ 3,188,192**	**$ 11,877,162**
3_Revenue-Total Revenue	-	$ 8,670,147	$ 10,704,692	$ 10,417,381	$ 3,188,192	$ 11,877,162
710110-salary/regular	-	$ 5,439,086	$ 5,820,773	$ 5,469,890	$ 6,112,363	$ 6,768,822
710130-salary/overtime	-	$ 763,871	$ 900,000	$ 753,186	$ 1,000,000	-
710150-salary/special pay	-	$ 7,248	$ 10,000	$ 13,370	$ 10,000	-
3_710-salary	**-**	**$ 6,210,206**	**$ 6,730,773**	**$ 6,236,447**	**$ 7,122,363**	**$ 6,768,822**
720100-social security	-	$ 493,814	$ 514,904	$ 462,203	$ 467,563	$ 517,815
720110-employee insurance	-	$ 1,127,651	$ 1,359,288	$ 1,208,385	$ 1,432,368	$ 1,633,266
720120-retirement	-	$ 762,000	$ 825,866	$ 777,987	$ 766,490	$ 848,810
720130-workers compensation	-	-	-	$ 0	$ 22,434	$ 23,250
720140-state unemployment tax	-	$ 42,090	$ 19,251	$ 34	$ 18,816	$ 19,251
3_720-benefits	**-**	**$ 2,425,556**	**$ 2,719,309**	**$ 2,448,610**	**$ 2,707,671**	**$ 3,042,392**
730240-fuel-controlled	-	$ 7,966	-	$ 62,088	$ 40,000	$ 4,000
730270-law enforcement specific supplies	-	$ 304	$ 20,000	$ 35,478	$ 20,000	$ 20,000
3_730-supplies	**-**	**$ 8,270**	**$ 20,000**	**$ 97,566**	**$ 60,000**	**$ 24,000**
740510-professional development	-	$ 275	-	-	-	-
740530-mobile phone and data	-	$ 39,337	$ 39,210	$ 37,029	$ 41,947	$ 41,947
740540-travel expense	-	$ 1,354	-	-	-	-
740580-printing	-	$ 5,760	-	-	-	-
3_740-services	**-**	**$ 46,727**	**$ 39,210**	**$ 37,029**	**$ 41,947**	**$ 41,947**
750600-capital outlay-vehicles	-	$ 613,195	$ 1,195,400	$ 913,866	$ 1,884,345	$ 2,000,000
3_750-capital outlay	**-**	**$ 613,195**	**$ 1,195,400**	**$ 913,866**	**$ 1,884,345**	**$ 2,000,000**
3_EXPENDITURES-total expenditures	-	$ 9,303,953	$ 10,704,692	$ 9,733,518	$ 11,816,326	$ 11,877,162
Income Statement	-	$ (633,806)	$ 0	$ 683,863	$ (8,628,134)	$ 0

Mission Statement: Our Mission is to provide professional detention and law enforcement service to our community through meaningful partnerships to enhance the quality of life for our citizens, businesses and visitors through efficient and innovative public safety practices.

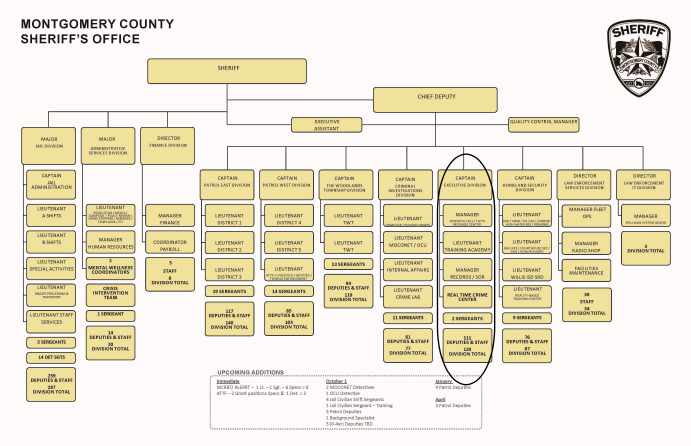

6401-Sheriff Dispatch

STAFF INFORMATION

Position Budget	FTE	Headcount
4,586,695	**85.00**	**85**

FINANCIAL INFORMATION

			FY 2021		FY 2022		FY 2023	FY 2024
FUND	DEPARTMENT	SUMMARY LEVEL	Adopted	Actual	Adopted	Actual	Adopted	Adopted
100-General	6401	TOTAL SALARIES	$ 2,248,402	$ 1,931,781	$ 2,468,771	$ 2,337,952	$ 2,855,547	$ 3,386,271
		TOTAL BENEFITS	$ 1,061,514	$ 832,729	$ 1,145,026	$ 1,064,545	$ 1,300,297	$ 1,836,904
		TOTAL OPERATIONS	$ 43,523	$ 72,446	$ 44,069	$ 47,374	$ 70,762	$ 75,879
		TOTAL CAPITAL	-	-	-	-	-	-
100-General	**6401**	**TOTAL DEPT BUDGET**	**$ 3,353,438**	**$ 2,836,956**	**$ 3,657,866**	**$ 3,449,871**	**$ 4,226,606**	**$ 5,299,055**

CS02-Montgomery County E911

Sheriff Dispatch	FY 2021		FY 2022		FY 2023	FY 2024
	Amended	Actual	Adopted	Actual	Adopted	Adopted
450200-contract service revenue	-	$ 1,377,810	$ 1,431,639	$ 1,525,951	$ 1,542,131	$ 1,805,319
3_450-miscellaneous	**-**	**$ 1,377,810**	**$ 1,431,639**	**$ 1,525,951**	**$ 1,542,131**	**$ 1,805,319**
3_Revenue-Total Revenue	-	$ 1,377,810	$ 1,431,639	$ 1,525,951	$ 1,542,131	$ 1,805,319
710110-salary/regular	-	$ 931,450	$ 966,835	$ 937,334	$ 1,023,145	$ 1,187,220
710130-salary/overtime	-	$ 57,241	$ 4,500	$ 73,906	-	-
3_710-salary	**-**	**$ 988,691**	**$ 971,335**	**$ 1,011,240**	**$ 1,023,145**	**$ 1,187,220**
720100-social security	-	$ 74,003	$ 74,307	$ 75,378	$ 78,241	$ 90,822
720110-employee insurance	-	$ 229,111	$ 263,088	$ 246,148	$ 304,008	$ 368,802
720120-retirement	-	$ 121,531	$ 119,183	$ 126,178	$ 128,290	$ 148,877
720130-workers compensation	-	-	-	-	$ 4,464	$ 5,250
720140-state unemployment tax	-	$ 5,485	$ 3,726	$ 71	$ 3,984	$ 4,347
3_720-benefits	**-**	**$ 430,130**	**$ 460,304**	**$ 447,775**	**$ 518,987**	**$ 618,099**
3_EXPENDITURES-total expenditures	-	$ 1,418,821	$ 1,431,639	$ 1,459,015	$ 1,542,131	$ 1,805,319
Income Statement	-	$ (41,011)	$ 0	$ 66,936	$ 0	$ 0

6404-Warrants

STAFF INFORMATION

Position Budget	FTE	Headcount
839,616	**16.00**	**16**

FINANCIAL INFORMATION

			FY 2021		FY 2022		FY 2023	FY 2024
FUND	DEPARTMENT	SUMMARY LEVEL	Adopted	Actual	Adopted	Actual	Adopted	Adopted
100-General	6404	TOTAL SALARIES	-	$ 94,695	$ 1,327,921	$ 1,321,927	$ 1,450,345	$ 857,616
		TOTAL BENEFITS	-	$ 42,692	$ 709,419	$ 663,132	$ 797,759	$ 461,457
		TOTAL OPERATIONS	-	$ 12,432	$ 45,009	$ 38,602	$ 39,388	$ 34,218
		TOTAL CAPITAL	-	-	-	-	-	-
100-General	**6404**	**TOTAL DEPT BUDGET**	**-**	**$ 149,819**	**$ 2,082,348**	**$ 2,023,662**	**$ 2,287,492**	**$ 1,353,291**

6406-Sheriff RTCC

STAFF INFORMATION

Position Budget	FTE	Headcount
587,217	**9.00**	**9**

FINANCIAL INFORMATION

			FY 2021		FY 2022		FY 2023	FY 2024
FUND	DEPARTMENT	SUMMARY LEVEL	Adopted	Actual	Adopted	Actual	Adopted	Adopted
100-General	6406	TOTAL SALARIES	$ 513,889	$ 447,482	$ 541,958	$ 517,945	$ 564,053	$ 589,217
		TOTAL BENEFITS	$ 217,423	$ 181,541	$ 241,365	$ 224,750	$ 260,508	$ 278,557
		TOTAL OPERATIONS	$ 109,136	$ 108,164	$ 120,727	$ 118,859	$ 164,941	$ 117,450
		TOTAL CAPITAL	-	-	-	-	-	-
100-General	**6406**	**TOTAL DEPT BUDGET**	**$ 840,447**	**$ 737,187**	**$ 904,050**	**$ 861,554**	**$ 989,501**	**$ 985,223**

6407-Sheriff Academy

STAFF INFORMATION

Position Budget	FTE	Headcount
795,027	**9.00**	**9**

FINANCIAL INFORMATION

			FY 2021		FY 2022		FY 2023	FY 2024
FUND	DEPARTMENT	SUMMARY LEVEL	Adopted	Actual	Adopted	Actual	Adopted	Adopted
100-General	6407	TOTAL SALARIES	$ 1,444,530	$ 795,160	$ 802,500	$ 1,032,564	$ 891,719	$ 810,027
		TOTAL BENEFITS	$ 594,566	$ 308,640	$ 383,859	$ 415,773	$ 445,183	$ 325,715
		TOTAL OPERATIONS	$ 768,224	$ 897,964	$ 821,192	$ 825,789	$ 917,946	$ 1,035,998
		TOTAL CAPITAL	-	$ 12,411	-	$ 64,300	$ 0	
100-General	**6407**	**TOTAL DEPT BUDGET**	**$ 2,807,320**	**$ 2,014,175**	**$ 2,007,551**	**$ 2,338,426**	**$ 2,254,847**	**$ 2,171,740**

Mission Statement: Our Mission is to provide professional detention and law enforcement service to our community through meaningful partnerships to enhance the quality of life for our citizens, businesses and visitors through efficient and innovative public safety practices.

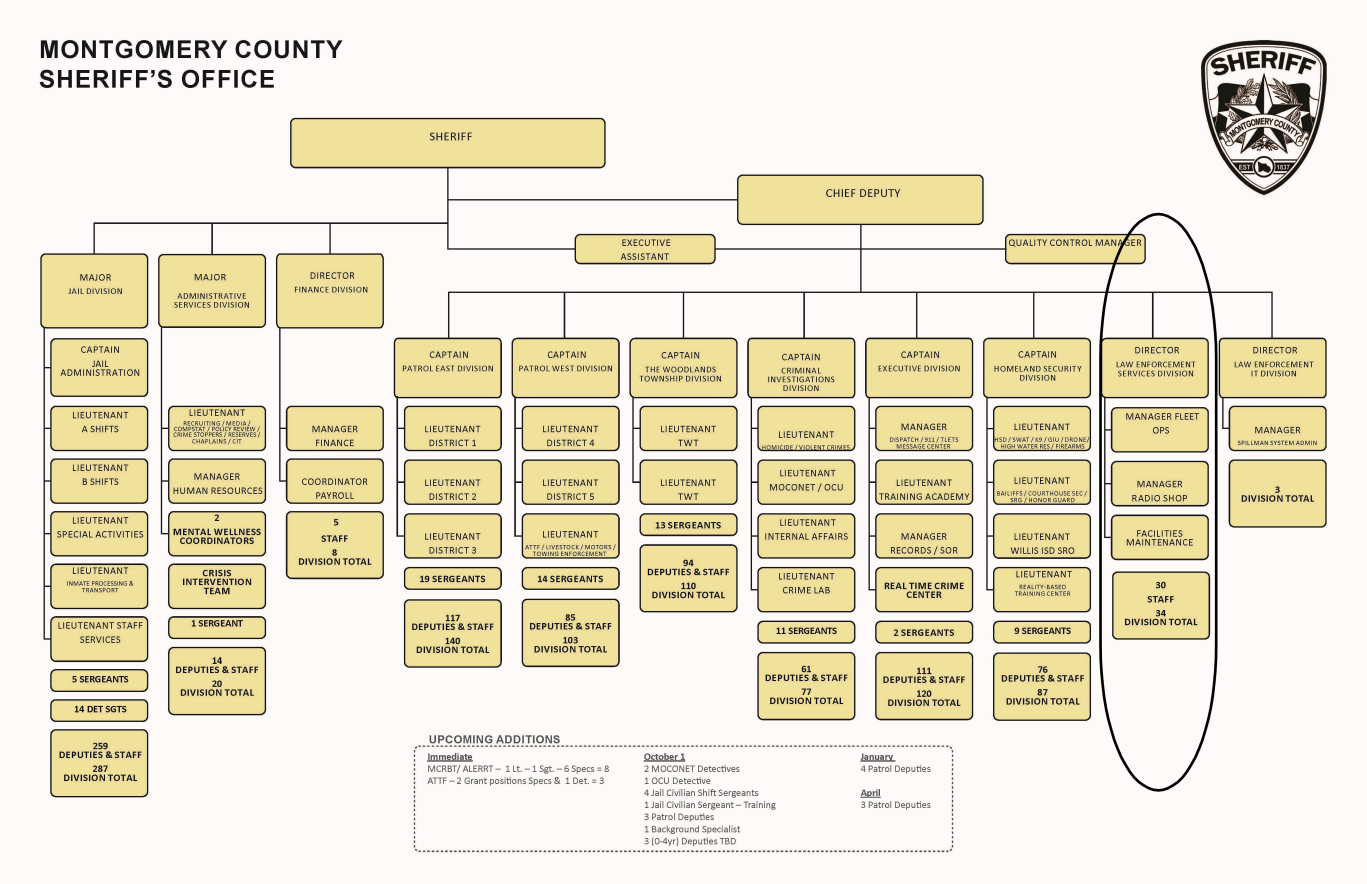

6403-Sheriff Fleet

STAFF INFORMATION

Position Budget	FTE	Headcount
819,433	**13.00**	**13**

FINANCIAL INFORMATION

			FY 2021		FY 2022		FY 2023	FY 2024
FUND	DEPARTMENT	SUMMARY LEVEL	Adopted	Actual	Adopted	Actual	Adopted	Adopted
100-General	6403	TOTAL SALARIES	$ 501,980	$ 400,319	$ 569,659	$ 560,543	$ 640,214	$ 825,033
		TOTAL BENEFITS	$ 215,050	$ 164,374	$ 261,706	$ 242,924	$ 308,859	$ 400,821
		TOTAL OPERATIONS	$ 1,667,726	$ 1,843,634	$ 1,785,205	$ 2,231,847	$ 2,070,039	$ 1,783,261
		TOTAL CAPITAL	$ 3,101,487	$ 3,442,360	-	$ 235,328	$ 33,288	$ 14,020
100-General	**6403**	**TOTAL DEPT BUDGET**	**$ 5,486,244**	**$ 5,850,687**	**$ 2,616,570**	**$ 3,270,643**	**$ 3,052,400**	**$ 3,023,135**

6405-Sheriff Radio

STAFF INFORMATION

Position Budget	FTE	Headcount
592,135	**9.00**	**9**

FINANCIAL INFORMATION

			FY 2021		FY 2022		FY 2023	FY 2024
FUND	DEPARTMENT	SUMMARY LEVEL	Adopted	Actual	Adopted	Actual	Adopted	Adopted
100-General	6405	TOTAL SALARIES	$ 458,823	$ 423,039	$ 545,539	$ 552,659	$ 584,720	$ 594,832
		TOTAL BENEFITS	$ 193,669	$ 169,233	$ 242,078	$ 237,524	$ 265,158	$ 282,268
		TOTAL OPERATIONS	$ 585,163	$ 750,778	$ 501,209	$ 544,401	$ 603,829	$ 756,857
		TOTAL CAPITAL	-	$ 221,770	-	$ 61,367	-	$ 101,249
100-General	**6405**	**TOTAL DEPT BUDGET**	**$ 1,237,655**	**$ 1,564,820**	**$ 1,288,826**	**$ 1,395,952**	**$ 1,453,707**	**$ 1,735,206**

6408-Sheriff Maintenance

STAFF INFORMATION

Position Budget	FTE	Headcount
699,799	**11.00**	**11**

FINANCIAL INFORMATION

			FY 2021		FY 2022		FY 2023	FY 2024
FUND	DEPARTMENT	SUMMARY LEVEL	Adopted	Actual	Adopted	Actual	Adopted	Adopted
100-General	6408	TOTAL SALARIES	$ 580,214	$ 444,109	$ 566,262	$ 548,679	$ 642,564	$ 711,799
		TOTAL BENEFITS	$ 256,203	$ 189,746	$ 261,029	$ 244,241	$ 309,324	$ 341,921
		TOTAL OPERATIONS	$ 537,632	$ 495,752	$ 500,846	$ 561,082	$ 645,746	$ 832,810
		TOTAL CAPITAL	-	$ 92,186	-	$ 84,160	-	-
100-General	**6408**	**TOTAL DEPT BUDGET**	**$ 1,374,049**	**$ 1,221,793**	**$ 1,328,137**	**$ 1,438,162**	**$ 1,597,634**	**$ 1,886,530**

Mission Statement: Our Mission is to provide professional detention and law enforcement service to our community through meaningful partnerships to enhance the quality of life for our citizens, businesses and visitors through efficient and innovative public safety practices. innovative public safety practices.

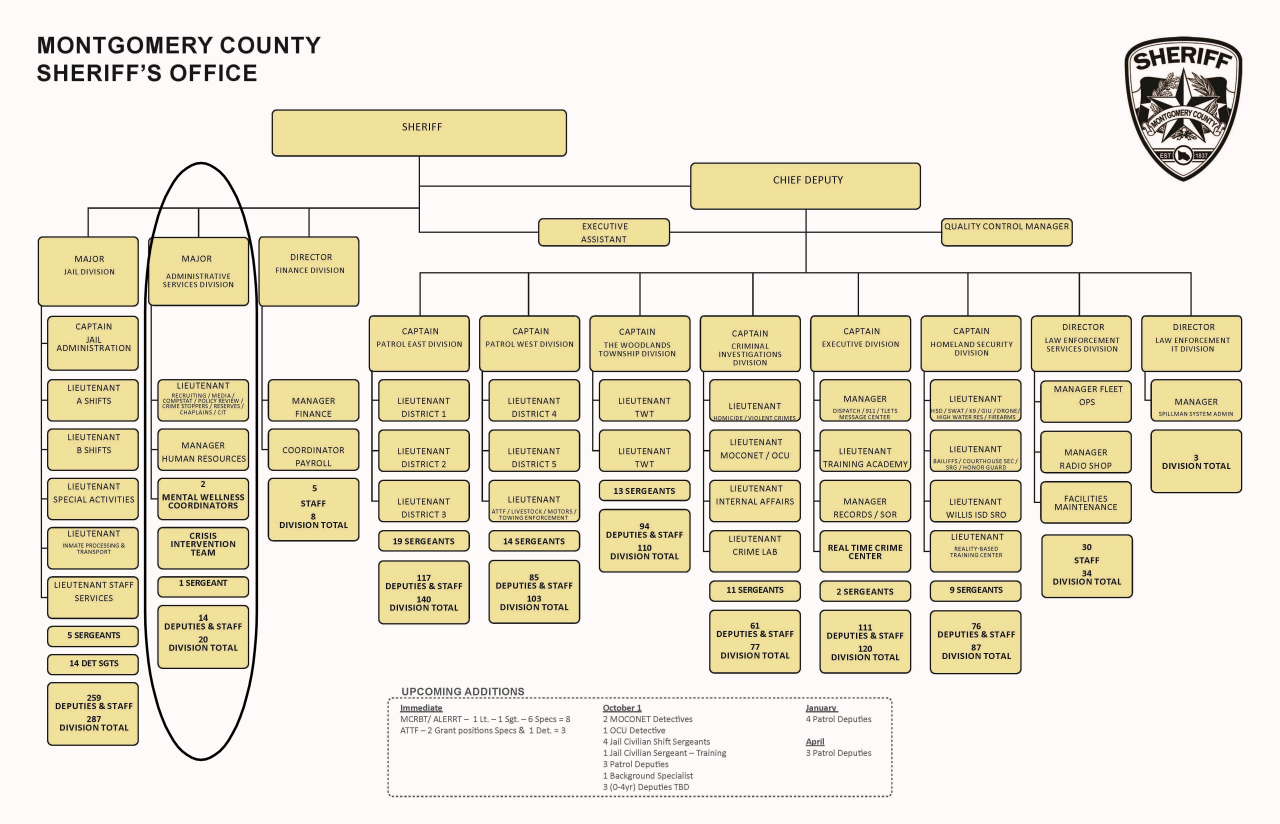

Major Changes in FY2024 Budget:

1 FTE- Background Specialist position added

STAFF INFORMATION

Position Budget	FTE	Headcount
1,520,252	**20.00**	**20**

FINANCIAL INFORMATION

			FY 2021		FY 2022		FY 2023	FY 2024
FUND	DEPARTMENT	SUMMARY LEVEL	Adopted	Actual	Adopted	Actual	Adopted	Adopted
100-General	6500	TOTAL SALARIES	$ 105,983	$ 820,401	$ 1,038,594	$ 1,038,967	$ 1,136,884	$ 1,395,177
		TOTAL BENEFITS	$ 200,088	$ 301,234	$ 414,410	$ 400,802	$ 473,926	$ 605,778
		TOTAL OPERATIONS	$ 120,533	$ 114,917	$ 130,422	$ 157,010	$ 178,454	$ 269,279
		TOTAL CAPITAL	-	-	-	-	-	-
100-General	**6500**	**TOTAL DEPT BUDGET**	**$ 426,604**	**$ 1,236,552**	**$ 1,583,426**	**$ 1,596,778**	**$ 1,789,264**	**$ 2,270,234**

Mission Statement: Our Mission is to provide professional detention and law enforcement service to our community through meaningful partnerships to enhance the quality of life for our citizens, businesses and visitors through efficient and innovative public safety practices.

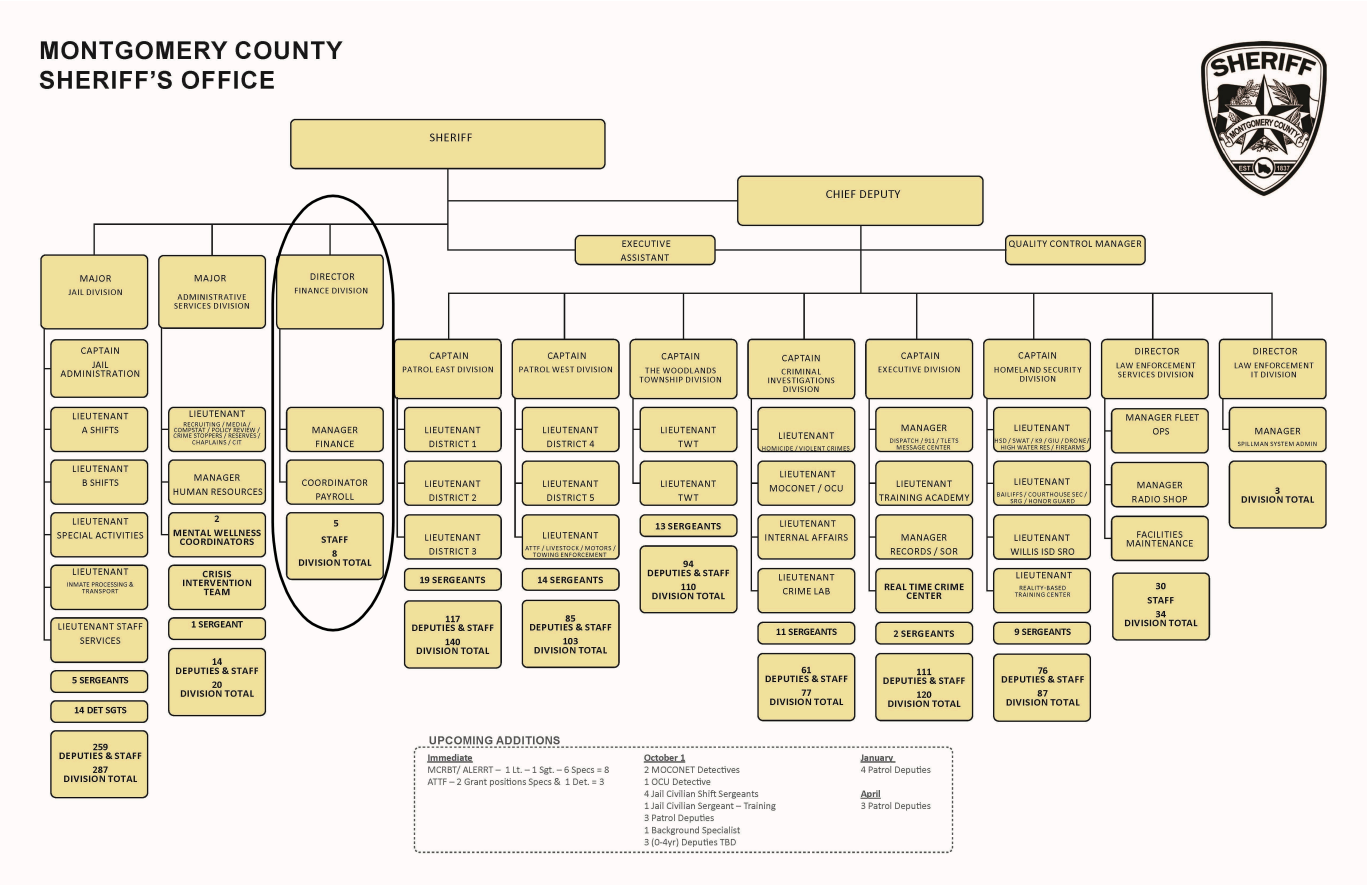

STAFF INFORMATION

Position Budget	FTE	Headcount
442,186	**7.00**	**7**

FINANCIAL INFORMATION

			FY 2021		FY 2022		FY 2023	FY 2024
FUND	DEPARTMENT	SUMMARY LEVEL	Adopted	Actual	Adopted	Actual	Adopted	Adopted
100-General	6502	TOTAL SALARIES	$ 499,579	$ 429,566	$ 524,246	$ 448,957	$ 484,315	$ 443,186
		TOTAL BENEFITS	$ 214,572	$ 179,780	$ 237,837	$ 200,700	$ 228,652	$ 215,612
		TOTAL OPERATIONS	$ 25,038	$ 43,580	$ 24,609	$ 21,306	$ 13,698	$ 13,408
		TOTAL CAPITAL	-	-	-	-	-	-
100-General	**6502**	**TOTAL DEPT BUDGET**	**$ 739,190**	**$ 652,926**	**$ 786,692**	**$ 670,963**	**$ 726,665**	**$ 672,207**

Mission Statement: Our Mission is to provide professional detention and law enforcement service to our community through meaningful partnerships to enhance the quality of life for our citizens, businesses and visitors through efficient and innovative public safety practices.

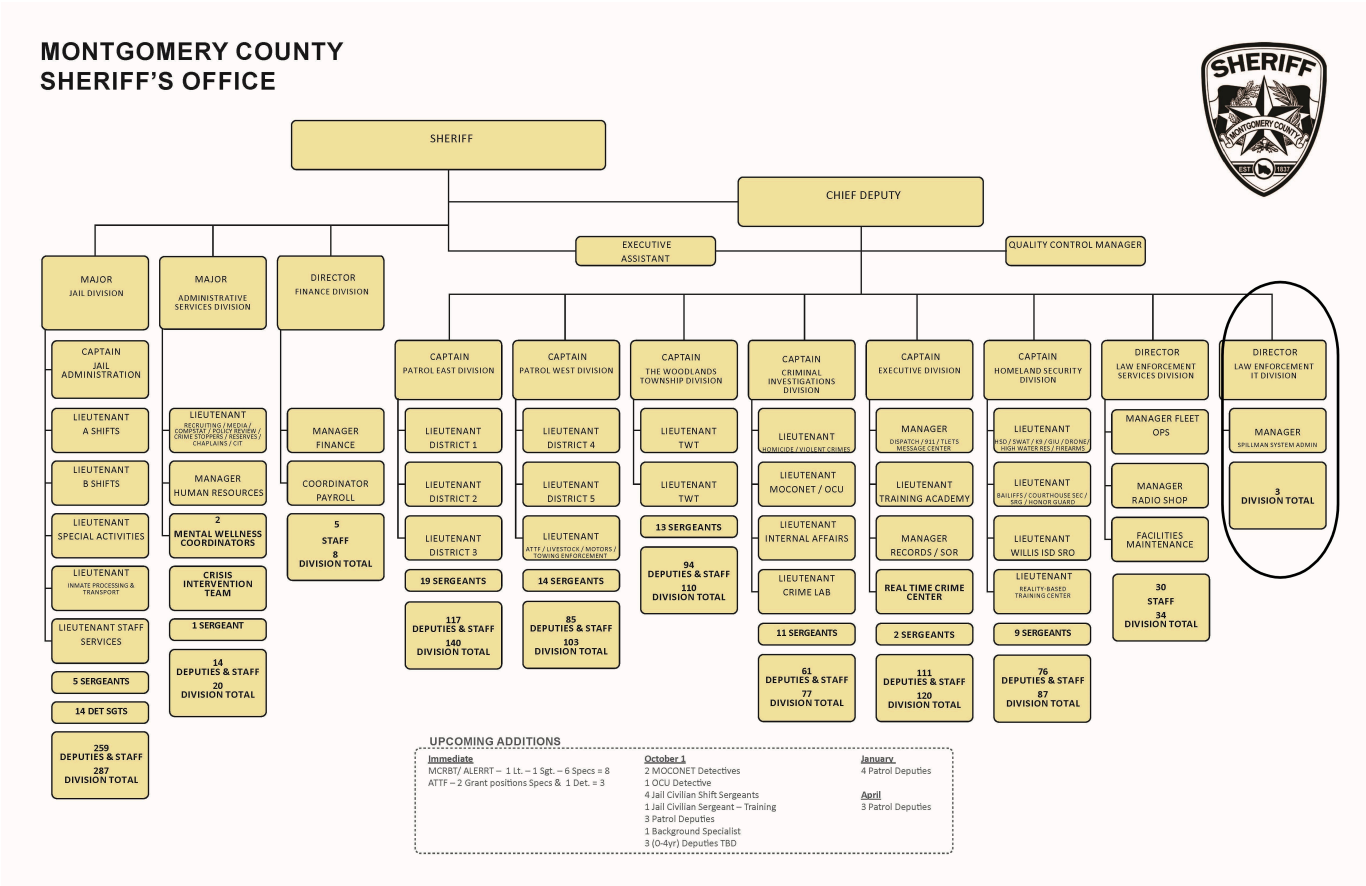

STAFF INFORMATION

Position Budget	FTE	Headcount
138,986	**2.00**	**2**

FINANCIAL INFORMATION

			FY 2021		FY 2022		FY 2023	FY 2024
FUND	DEPARTMENT	SUMMARY LEVEL	Adopted	Actual	Adopted	Actual	Adopted	Adopted
100-General	6503	TOTAL SALARIES	-	$ 2,159	-	$ 73,769	$ 129,748	$ 138,986
		TOTAL BENEFITS	-	$ (646)	-	$ 28,813	$ 58,946	$ 64,099
		TOTAL OPERATIONS	$ 72,379	$ 106,033	$ 57,580	$ 84,900	$ 52,641	$ 108,375
		TOTAL CAPITAL	-	-	-	-	-	-
100-General	**6503**	**TOTAL DEPT BUDGET**	**$ 72,379**	**$ 107,546**	**$ 57,580**	**$ 187,482**	**$ 241,335**	**$ 311,460**

Mission Statement: Our Mission is to provide professional detention and law enforcement service to our community through meaningful partnerships to enhance the quality of life for our citizens, businesses and visitors through efficient and innovative public safety practices.

Major Changes in FY2024 Budget:

5 FTE- Civilian Detention Sergeants positions added

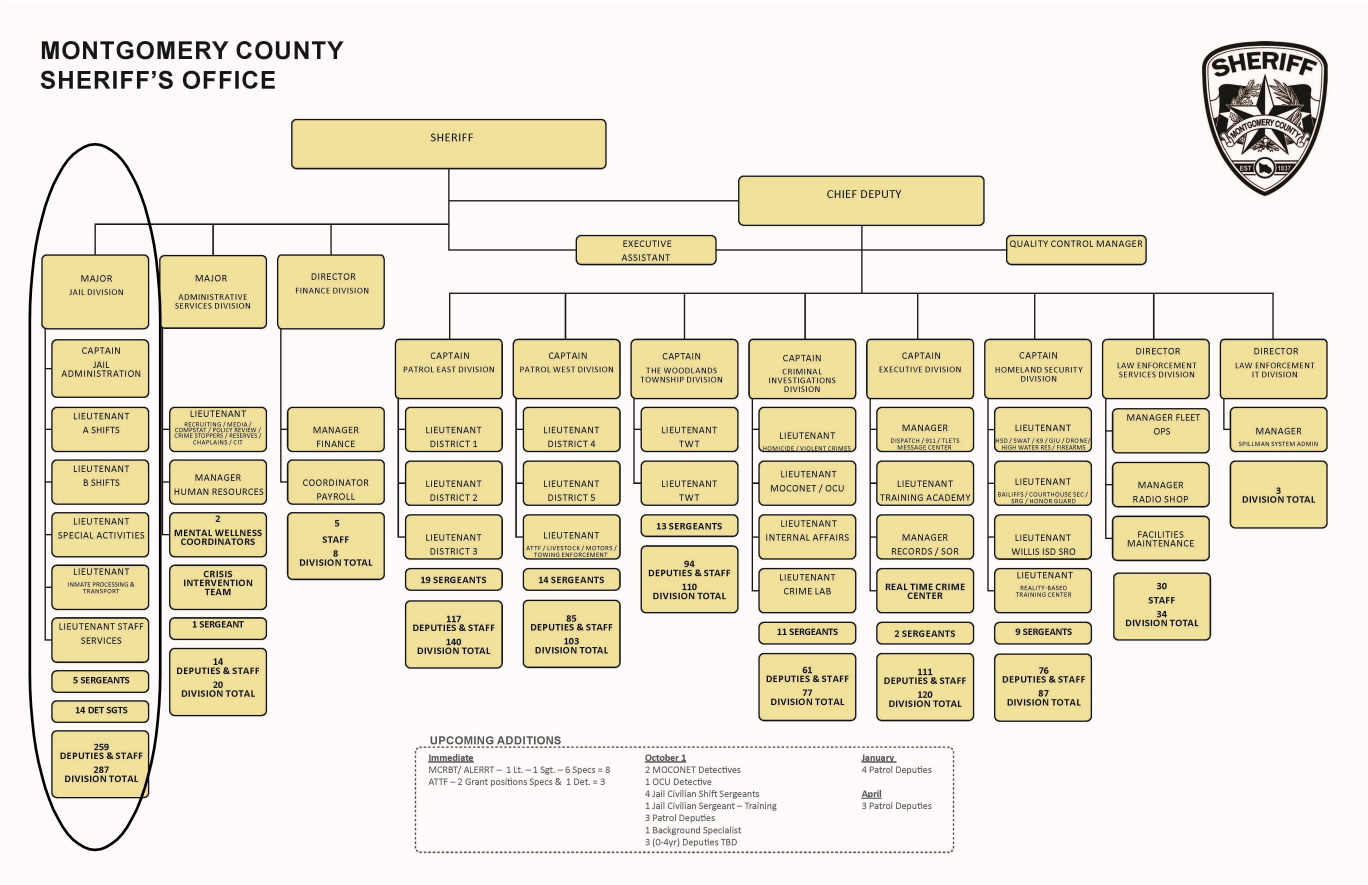

Position Budget	FTE	Headcount
15,507,092	**293.00**	**293**

FINANCIAL INFORMATION

			FY 2021		FY 2022		FY 2023	FY 2024
FUND	DEPARTMENT	SUMMARY LEVEL	Adopted	Actual	Adopted	Actual	Adopted	Adopted
100-General	6601	TOTAL SALARIES	$ 12,747,515	$ 11,120,332	$ 13,202,954	$ 13,671,624	$ 14,061,788	$ 15,138,579
		TOTAL BENEFITS	$ 5,999,885	$ 4,787,021	$ 6,604,869	$ 6,119,520	$ 7,063,334	$ 8,275,584
		TOTAL OPERATIONS	$ 7,153,778	$ 7,006,812	$ 7,465,060	$ 7,330,217	$ 7,751,301	$ 8,156,603
		TOTAL CAPITAL	-	-	-	-	-	-
100-General	**6601**	**TOTAL DEPT BUDGET**	**$ 25,901,178**	**$ 22,914,165**	**$ 27,272,883**	**$ 27,121,361**	**$ 28,876,424**	**$ 31,570,766**

Mission Statement: Improving the quality of life in our community by creating a safe environment in partnership with the citizens we serve. Act with integrity to reduce fear and crime. Adhere to the U.S. Constitution to enforce the laws to better provide a safe environment and to preserve the peace. Provide the community with the highest quality of law enforcement services for the reduction and eradication of criminal activities and other conditions that have a detrimental impact on the safety and quality of life within our community.

Major Changes: A 2.5% cost of living adjustment was added to all positions in addition to adjustments made based on the 2022-2023 Salary Study, these changes affected both the law enforcement retention plan and also Administrative positions. As part of this budget a Deputy-Constable position was added to assist in law enforcement endeavors to reduce crime.

STAFF INFORMATION

Position Budget	FTE	Headcount
4,213,923	**52.00**	**52**

FINANCIAL INFORMATION

			FY 2021		FY 2022		FY 2023	FY 2024
FUND	DEPARTMENT	SUMMARY LEVEL	Adopted	Actual	Adopted	Actual	Adopted	Adopted
100-General	7100	TOTAL SALARIES	$ 2,639,416	$ 2,264,031	$ 2,782,614	$ 2,701,448	$ 2,968,678	$ 3,266,628
		TOTAL BENEFITS	$ 987,291	$ 810,460	$ 1,087,925	$ 1,026,449	$ 1,185,835	$ 1,361,566
		TOTAL OPERATIONS	$ 227,445	$ 351,683	$ 284,560	$ 580,002	$ 360,789	$ 339,024
		TOTAL CAPITAL	$ 26,252	$ 46,701	-	$ 23,499	-	-
100-General	**7100**	**TOTAL DEPT BUDGET**	**$ 3,880,404**	**$ 3,472,875**	**$ 4,155,099**	**$ 4,331,398**	**$ 4,515,302**	**$ 4,967,218**

Income Statement

CS01-San Jacinto River Authority

Total Department	FY 2021		FY 2022		FY 2023	FY 2024
	Amended	Actual	Adopted	Actual	Adopted	Adopted
450200-contract service revenue	-	$ 295,469	$ 304,139	$ 295,114	$ 216,031	$ 377,327
3_450-miscellaneous	**-**	**$ 295,469**	**$ 304,139**	**$ 295,114**	**$ 216,031**	**$ 377,327**
3_Revenue-Total Revenue	-	$ 295,469	$ 304,139	$ 295,114	$ 216,031	$ 377,327
710110-salary/regular	-	$ 210,580	$ 211,536	$ 185,020	$ 150,610	$ 207,771
710130-salary/overtime	-	$ 2,620	$ 5,000	$ 30	-	-
710140-salary/cell phone allowance	-	$ 615	-	$ 1,242	$ 997	-
3_710-salary	**-**	**$ 213,815**	**$ 216,536**	**$ 186,293**	**$ 151,607**	**$ 207,771**
720100-social security	-	$ 15,724	$ 16,565	$ 13,722	$ 11,597	$ 15,895
720110-employee insurance	-	$ 35,185	$ 43,848	$ 36,391	$ 32,886	$ 52,686
720120-retirement	-	$ 26,228	$ 26,569	$ 23,252	$ 19,010	$ 26,055
720130-workers compensation	-	-	-	-	$ 515	$ 750
720140-state unemployment tax	-	$ 1,037	$ 621	$ 199	$ 416	$ 621
3_720-benefits	**-**	**$ 78,175**	**$ 87,603**	**$ 73,564**	**$ 64,424**	**$ 96,006**
740512-professional services	-	$ 29,904	-	$ 31,640	-	$ 38,000
3_740-services	**-**	**$ 29,904**	**-**	**$ 31,640**	**-**	**$ 38,000**
3_EXPENDITURES-total expenditures	-	$ 321,895	$ 304,139	$ 291,497	$ 216,031	$ 341,777
Income Statement	-	$ (26,426)	$ 0	$ 3,617	$ 0	$ 35,550

Mission Statement: It is the mission of the Montgomery County Precinct 2 Constables Office to provide consistent quality in the delivery of all services available to the citizens of Precinct 2. In achieving these goals, progressive and strategic planning will be exercised to maintain a pro-active posture. Utilizing professionalism and courtesy, integrated with compassion and ethical standards, we will always strive to understand and meet the needs of our community.

Major Changes: A 2.5% cost of living adjustment was added to all positions in addition to adjustments made based on the 2022-2023 Salary Study, these changes affected both the law enforcement retention plan and also Administrative positions. As part of this budget a Deputy-Constable position was added to assist in law enforcement endeavors to reduce crime.

STAFF INFORMATION

Position Budget	FTE	Headcount
2,453,171	**28.00**	**28**

FINANCIAL INFORMATION

			FY 2021		FY 2022		FY 2023	FY 2024
FUND	DEPARTMENT	SUMMARY LEVEL	Adopted	Actual	Adopted	Actual	Adopted	Adopted
100-General	7200	TOTAL SALARIES	$ 1,407,892	$ 1,246,743	$ 1,670,064	$ 1,692,404	$ 1,929,978	$ 2,038,755
		TOTAL BENEFITS	$ 523,348	$ 442,469	$ 643,960	$ 625,241	$ 748,077	$ 825,812
		TOTAL OPERATIONS	$ 113,718	$ 155,589	$ 159,453	$ 270,779	$ 151,961	$ 197,734
		TOTAL CAPITAL	$ 164,239	$ 163,375	-	$ 75,611	-	-
100-General	**7200**	**TOTAL DEPT BUDGET**	**$ 2,209,197**	**$ 2,008,176**	**$ 2,473,477**	**$ 2,664,035**	**$ 2,830,015**	**$ 3,062,300**

Operations Deputy- County Judge OD0002

This project is used to budget the Operations Deputy for the County Judge. This position is deputized under Constable Precinct 2 but is assigned to the County Judge's Office.

FINANCIAL INFORMATION

			FY 2021		FY 2022		FY 2023	FY 2024
FUND	DEPARTMENT	SUMMARY LEVEL	Adopted	Actual	Adopted	Actual	Adopted	Adopted
100-General	7200	TOTAL SALARIES	-	$ 47,146	$ 72,637	$ 75,486	$ 80,642	$ 83,512
		TOTAL BENEFITS	-	$ 17,165	$ 29,292	$ 26,163	$ 32,578	$ 34,880
		TOTAL OPERATIONS	-	-	$ 2,700	$ 1,909	$ 7,200	$ 6,500
		TOTAL CAPITAL	-	-	-	-	-	-
100-General	**7200**	**TOTAL DEPT BUDGET**	**-**	**$ 64,312**	**$ 104,629**	**$ 103,558**	**$ 120,420**	**$ 124,892**

Mission Statement: The mission of the Montgomery County Constable's Office Precinct 3, is to enhance the safety and protect the trust of the citizens of Montgomery County. Our mandate is to do so with honor and integrity, while conducting ourselves with the highest ethical standards to maintain public confidence.

Major Changes: A 2.5% cost of living adjustment was added to all positions in addition to adjustments made based on the 2022-2023 Salary Study, these changes affected both the law enforcement retention plan and also Administrative positions. As part of this budget a Deputy-Constable position was added to assist in law enforcement endeavors to reduce crime.

STAFF INFORMATION

Position Budget	FTE	Headcount
5,709,477	**70.00**	**70**

FINANCIAL INFORMATION

			FY 2021		FY 2022		FY 2023	FY 2024
FUND	DEPARTMENT	SUMMARY LEVEL	Adopted	Actual	Adopted	Actual	Adopted	Adopted
100-General	7300	TOTAL SALARIES	$ 2,781,666	$ 2,437,614	$ 3,060,811	$ 2,973,794	$ 3,594,572	$ 3,657,364
		TOTAL BENEFITS	$ 1,053,305	$ 869,320	$ 1,202,634	$ 1,117,759	$ 1,377,395	$ 1,512,989
		TOTAL OPERATIONS	$ 297,145	$ 357,758	$ 329,868	$ 491,483	$ 358,939	$ 352,893
		TOTAL CAPITAL	$ 107,350	$ 252,139	-	$ 3,250	-	-
100-General	**7300**	**TOTAL DEPT BUDGET**	**$ 4,239,465**	**$ 3,916,831**	**$ 4,593,312**	**$ 4,586,285**	**$ 5,330,906**	**$ 5,523,246**

CS31-Montgomery County MUD 88

Constable Pct 3	FY 2021		FY 2022		FY 2023	FY 2024
	Amended	Actual	Adopted	Actual	Adopted	Adopted
450200-contract service revenue	-	-	-	$ 158,199	$ 330,489	$ 263,884
3_450-miscellaneous	**-**	**-**	**-**	**$ 158,199**	**$ 330,489**	**$ 263,884**
3_Revenue-Total Revenue	-	-	-	$ 158,199	$ 330,489	$ 263,884
710110-salary/regular	-	-	-	$ 110,968	$ 227,901	$ 169,603
710130-salary/overtime	-	-	-	$ 548	-	-
3_710-salary	**-**	**-**	**-**	**$ 111,516**	**$ 227,901**	**$ 169,603**
720100-social security	-	-	-	$ 8,381	$ 17,432	$ 12,975
720110-employee insurance	-	-	-	$ 13,868	$ 31,668	$ 35,124
720120-retirement	-	-	-	$ 13,928	$ 28,576	$ 21,268
720130-workers compensation	-	-	-	-	$ 496	$ 500
720140-state unemployment tax	-	-	-	$ 371	$ 416	$ 414
3_720-benefits	**-**	**-**	**-**	**$ 36,548**	**$ 78,588**	**$ 70,281**
730240-fuel-controlled	-	-	-	$ 6,208	$ 15,000	$ 15,000
730260-vehicle supplies	-	-	-	-	$ 1,000	$ 1,000
730270-law enforcement specific supplies	-	-	-	-	$ 1,000	$ 1,000
3_730-supplies	**-**	**-**	**-**	**$ 6,208**	**$ 17,000**	**$ 17,000**
740140-vehicle maintenance-controlled	-	-	-	$ 117	$ 5,000	$ 5,000
740530-mobile phone and data	-	-	-	-	$ 2,000	$ 2,000
3_740-services	**-**	**-**	**-**	**$ 117**	**$ 7,000**	**$ 7,000**
3_EXPENDITURES-total expenditures	-	-	-	$ 154,390	$ 330,489	$ 263,884
Income Statement	-	-	-	$ 3,808	$ 0	$ 0

CS17-Municipal Utility District 94

Constable Pct 3	FY 2021		FY 2022		FY 2023	FY 2024
	Amended	Actual	Adopted	Actual	Adopted	Adopted
430260-employee contribution-employee only	-	$ (261)	-	-	-	-
3_430-total fees and charges for service	**-**	**$ (261)**	**-**	**-**	**-**	**-**
450200-contract service revenue	-	$ 297,849	$ 371,678	$ 395,660	$ 441,057	$ 496,045
450328-sale of assets	-	$ 6,429	-	-	-	-
3_450-miscellaneous	**-**	**$ 304,278**	**$ 371,678**	**$ 395,660**	**$ 441,057**	**$ 496,045**
3_Revenue-Total Revenue	-	$ 304,017	$ 371,678	$ 395,660	$ 441,057	$ 496,045
710110-salary/regular	-	$ 199,674	$ 244,345	$ 271,188	$ 289,147	$ 328,730
710130-salary/overtime	-	$ 2,168	-	$ 382	-	-
3_710-salary	**-**	**$ 201,842**	**$ 244,345**	**$ 271,570**	**$ 289,147**	**$ 328,730**
720100-social security	-	$ 15,223	$ 18,692	$ 20,423	$ 22,124	$ 25,148
720110-employee insurance	-	$ 41,721	$ 58,464	$ 46,827	$ 63,336	$ 70,248
720120-retirement	-	$ 24,881	$ 29,981	$ 33,907	$ 36,258	$ 41,223
720130-workers compensation	-	-	-	-	$ 992	$ 1,000
720140-state unemployment tax	-	$ 1,708	$ 828	$ 241	$ 832	$ 828
3_720-benefits	**-**	**$ 83,534**	**$ 107,966**	**$ 101,399**	**$ 123,542**	**$ 138,447**
730100-office supplies	-	-	-	$ 20	-	-
730240-fuel-controlled	-	$ 7,004	$ 8,418	$ 13,086	$ 11,218	$ 11,218
730260-vehicle supplies	-	$ 1,012	$ 1,500	$ 1,048	$ 2,700	$ 2,700
730270-law enforcement specific supplies	-	-	-	$ 40	$ 1,000	$ 1,500
3_730-supplies	**-**	**$ 8,016**	**$ 9,918**	**$ 14,194**	**$ 14,918**	**$ 15,418**
740140-vehicle maintenance-controlled	-	$ 1,196	$ 7,000	$ 5,026	$ 9,500	$ 9,500
740530-mobile phone and data	-	$ 1,864	$ 2,450	$ 1,256	$ 3,950	$ 3,950
3_740-services	**-**	**$ 3,059**	**$ 9,450**	**$ 6,281**	**$ 13,450**	**$ 13,450**
3_EXPENDITURES-total expenditures	-	$ 296,451	$ 371,678	$ 393,444	$ 441,057	$ 496,045
Income Statement	-	$ 7,566	$ 0	$ 2,216	$ 0	$ 0

CS18-Rayford Road MUD

Constable Pct 3	FY 2021		FY 2022		FY 2023	FY 2024
	Amended	Actual	Adopted	Actual	Adopted	Adopted
450200-contract service revenue	-	$ 772,574	$ 877,136	$ 898,893	$ 1,029,777	$ 1,050,027
450328-sale of assets	-	$ 4,863	-	-	-	-
3_450-miscellaneous	**-**	**$ 777,436**	**$ 877,136**	**$ 898,893**	**$ 1,029,777**	**$ 1,050,027**
3_Revenue-Total Revenue	-	$ 777,436	$ 877,136	$ 898,893	$ 1,029,777	$ 1,050,027
710110-salary/regular	-	$ 517,901	$ 579,202	$ 600,285	$ 694,567	$ 684,921
710130-salary/overtime	-	$ 6,197	-	$ 2,622	-	-
710150-salary/special pay	-	$ 250	-	$ 330	-	-
3_710-salary	**-**	**$ 524,348**	**$ 579,202**	**$ 603,237**	**$ 694,567**	**$ 684,921**
720100-social security	-	$ 38,617	$ 44,309	$ 44,854	$ 53,134	$ 52,396
720110-employee insurance	-	$ 93,672	$ 131,544	$ 117,124	$ 126,672	$ 158,058
720120-retirement	-	$ 64,205	$ 71,068	$ 75,234	$ 87,106	$ 85,889
720130-workers compensation	-	-	-	-	$ 1,984	$ 2,250
720140-state unemployment tax	-	$ 3,559	$ 1,863	$ 498	$ 1,664	$ 1,863
3_720-benefits	**-**	**$ 200,054**	**$ 248,784**	**$ 237,710**	**$ 270,560**	**$ 300,457**
730240-fuel-controlled	-	$ 21,108	$ 23,150	$ 36,672	$ 35,150	$ 35,150
730260-vehicle supplies	-	$ 2,365	$ 2,000	$ 3,629	$ 2,500	$ 2,500
730270-law enforcement specific supplies	-	$ 65	-	$ 110	$ 1,000	$ 1,000
3_730-supplies	**-**	**$ 23,538**	**$ 25,150**	**$ 40,410**	**$ 38,650**	**$ 38,650**
740140-vehicle maintenance-controlled	-	$ 12,827	$ 20,000	$ 15,311	$ 22,000	$ 22,000
740530-mobile phone and data	-	$ 4,145	$ 4,000	$ 2,511	$ 4,000	$ 4,000
3_740-services	**-**	**$ 16,972**	**$ 24,000**	**$ 17,823**	**$ 26,000**	**$ 26,000**
3_EXPENDITURES-total expenditures	-	$ 764,912	$ 877,136	$ 899,179	$ 1,029,777	$ 1,050,027
Income Statement	-	$ 12,525	$ 0	$ (287)	$ 0	$ 0

CS21-Spring Creek Utility District

Constable Pct 3	FY 2021		FY 2022		FY 2023	FY 2024
	Amended	Actual	Adopted	Actual	Adopted	Adopted
450200-contract service revenue	-	$ 567,241	$ 581,516	$ 693,805	$ 670,725	$ 813,246
3_450-miscellaneous	**-**	**$ 567,241**	**$ 581,516**	**$ 693,805**	**$ 670,725**	**$ 813,246**
3_Revenue-Total Revenue	-	$ 567,241	$ 581,516	$ 693,805	$ 670,725	$ 813,246
710110-salary/regular	-	$ 364,267	$ 373,481	$ 438,832	$ 416,665	$ 513,698
710130-salary/overtime	-	$ 18,047	-	$ 3,732	-	-
710150-salary/special pay	-	$ 280	-	-	-	-
3_710-salary	**-**	**$ 382,594**	**$ 373,481**	**$ 442,564**	**$ 416,665**	**$ 513,698**
720100-social security	-	$ 28,271	$ 28,571	$ 32,588	$ 31,873	$ 39,298
720110-employee insurance	-	$ 71,267	$ 87,696	$ 97,631	$ 97,440	$ 122,934
720120-retirement	-	$ 46,944	$ 45,826	$ 55,131	$ 52,241	$ 64,418
720130-workers compensation	-	-	-	-	$ 1,526	$ 1,750
720140-state unemployment tax	-	$ 2,228	$ 1,242	$ 16	$ 1,280	$ 1,449
3_720-benefits	**-**	**$ 148,710**	**$ 163,335**	**$ 185,366**	**$ 184,360**	**$ 229,849**
730240-fuel-controlled	-	$ 18,916	$ 22,000	$ 34,065	$ 32,000	$ 32,000
730260-vehicle supplies	-	$ 2,711	$ 4,000	$ 2,386	$ 5,000	$ 5,000
730270-law enforcement specific supplies	-	$ 150	-	$ 8	$ 1,000	$ 1,000
3_730-supplies	**-**	**$ 21,778**	**$ 26,000**	**$ 36,459**	**$ 38,000**	**$ 38,000**
740140-vehicle maintenance-controlled	-	$ 7,282	$ 15,000	$ 20,818	$ 25,000	$ 25,000
740530-mobile phone and data	-	$ 2,915	$ 3,700	$ 1,884	$ 6,700	$ 6,700
3_740-services	**-**	**$ 10,197**	**$ 18,700**	**$ 22,702**	**$ 31,700**	**$ 31,700**
3_EXPENDITURES-total expenditures	-	$ 563,280	$ 581,516	$ 687,091	$ 670,725	$ 813,246
Income Statement	-	$ 3,961	$ 0	$ 6,714	$ 0	$ 0

CS26-Constable Pct 3 Internet Crimes

Constable Pct 3	FY 2021		FY 2022		FY 2023	FY 2024
	Amended	Actual	Adopted	Actual	Adopted	Adopted
450200-contract service revenue	-	$ 102,049	$ 104,656	$ 100,380	$ 5,500	$ 124,607
3_450-miscellaneous	**-**	**$ 102,049**	**$ 104,656**	**$ 100,380**	**$ 5,500**	**$ 124,607**
3_Revenue-Total Revenue	-	$ 102,049	$ 104,656	$ 100,380	$ 5,500	$ 124,607
710110-salary/regular	-	$ 68,150	$ 72,826	$ 70,364	$ 74,834	$ 84,107
710130-salary/overtime	-	$ 17	-	$ 187	-	-
710150-salary/special pay	-	$ 6,050	-	-	-	-
3_710-salary	**-**	**$ 74,216**	**$ 72,826**	**$ 70,551**	**$ 74,834**	**$ 84,107**
720100-social security	-	$ 5,555	$ 5,571	$ 5,232	$ 5,722	$ 6,434
720110-employee insurance	-	$ 12,464	$ 14,616	$ 13,739	$ 15,834	$ 17,562
720120-retirement	-	$ 9,137	$ 8,936	$ 8,803	$ 9,386	$ 10,547
720130-workers compensation	-	-	-	-	$ 248	$ 250
720140-state unemployment tax	-	$ 342	$ 207	$ (14)	$ 208	$ 207
3_720-benefits	**-**	**$ 27,498**	**$ 29,330**	**$ 27,761**	**$ 31,398**	**$ 35,000**
730240-fuel-controlled	-	-	-	-	$ 2,000	$ 2,000
3_730-supplies	**-**	**-**	**-**	**-**	**$ 2,000**	**$ 2,000**
740140-vehicle maintenance-controlled	-	$ 63	$ 1,500	$ 396	$ 2,000	$ 2,000
740530-mobile phone and data	-	$ 145	$ 1,000	$ 1,270	$ 1,500	$ 1,500
3_740-services	**-**	**$ 207**	**$ 2,500**	**$ 1,666**	**$ 3,500**	**$ 3,500**
3_EXPENDITURES-total expenditures	-	$ 101,922	$ 104,656	$ 99,977	$ 111,732	$ 124,607
Income Statement	-	$ 128	$ 0	$ 402	$ (106,232)	$ 0

CS28-Safe Harbor-Constable Pct 3

Constable Pct 3	FY 2021		FY 2022		FY 2023	FY 2024
	Amended	Actual	Adopted	Actual	Adopted	Adopted
450200-contract service revenue	-	$ 204,577	$ 225,486	$ 222,275	$ 249,424	$ 229,552
3_450-miscellaneous	**-**	**$ 204,577**	**$ 225,486**	**$ 222,275**	**$ 249,424**	**$ 229,552**
3_Revenue-Total Revenue	-	$ 204,577	$ 225,486	$ 222,275	$ 249,424	$ 229,552
710110-salary/regular	-	$ 144,657	$ 154,817	$ 150,740	$ 167,373	$ 147,542
710130-salary/overtime	-	-	-	$ 70	-	-
710150-salary/special pay	-	-	-	$ 4,750	-	-
3_710-salary	**-**	**$ 144,657**	**$ 154,817**	**$ 155,560**	**$ 167,373**	**$ 147,542**
720100-social security	-	$ 10,820	$ 11,844	$ 11,608	$ 12,804	$ 11,287
720110-employee insurance	-	$ 24,714	$ 29,232	$ 26,645	$ 31,668	$ 35,124
720120-retirement	-	$ 17,749	$ 18,996	$ 19,403	$ 20,984	$ 18,502
720130-workers compensation	-	-	-	-	$ 496	$ 500
720140-state unemployment tax	-	$ 688	$ 414	$ 9	$ 416	$ 414
3_720-benefits	**-**	**$ 53,972**	**$ 60,486**	**$ 57,665**	**$ 66,368**	**$ 65,827**
730240-fuel-controlled	-	$ 4,454	$ 4,683	$ 5,960	$ 8,683	$ 8,683
730260-vehicle supplies	-	-	-	$ 41	-	$ 500
3_730-supplies	**-**	**$ 4,454**	**$ 4,683**	**$ 6,001**	**$ 8,683**	**$ 9,183**
740140-vehicle maintenance-controlled	-	$ 1,250	$ 3,500	$ 1,267	$ 4,000	$ 4,000
740530-mobile phone and data	-	$ 193	$ 2,000	$ 2,055	$ 3,000	$ 3,000
740540-travel expense	-	$ 4	-	-	-	-
3_740-services	**-**	**$ 1,446**	**$ 5,500**	**$ 3,322**	**$ 7,000**	**$ 7,000**
3_EXPENDITURES-total expenditures	-	$ 204,529	$ 225,486	$ 222,548	$ 249,424	$ 229,552
Income Statement	-	$ 49	$ 0	$ (273)	$ 0	$ 0

Mission Statement: Professional law enforcement through dedication and compassion to the public.

Major Changes: A 2.5% cost of living adjustment was added to all positions in addition to adjustments made based on the 2022-2023 Salary Study, these changes affected both the law enforcement retention plan and also Administrative positions. As part of this budget two Deputy-Constable positions were added to assist in law enforcement endeavors to reduce crime, with one position being paid of out FY2023 vacancy savings.

STAFF INFORMATION

Position Budget	FTE	Headcount
4,248,032	**56.00**	**56**

FINANCIAL INFORMATION

			FY 2021		FY 2022		FY 2023	FY 2024
FUND	DEPARTMENT	SUMMARY LEVEL	Adopted	Actual	Adopted	Actual	Adopted	Adopted
100-General	7400	TOTAL SALARIES	$ 2,839,097	$ 2,420,887	$ 3,062,608	$ 3,181,148	$ 3,847,329	$ 3,990,849
		TOTAL BENEFITS	$ 1,102,476	$ 871,944	$ 1,217,814	$ 1,210,941	$ 1,525,914	$ 1,706,452
		TOTAL OPERATIONS	$ 299,257	$ 352,066	$ 337,153	$ 467,428	$ 397,608	$ 305,725
		TOTAL CAPITAL	$ 217,288	$ 283,294	-	$ 42,848	-	-
100-General	**7400**	**TOTAL DEPT BUDGET**	**$ 4,458,118**	**$ 3,928,192**	**$ 4,617,575**	**$ 4,902,364**	**$ 5,770,852**	**$ 6,003,026**

CS19-Riverwalk POA

Constable Pct 4	FY 2021		FY 2022		FY 2023	FY 2024
	Amended	Actual	Adopted	Actual	Adopted	Adopted
450200-contract service revenue	-	$ 91,888	$ 112,758	$ 75,451	$ 84,315	$ 88,443
3_450-miscellaneous	**-**	**$ 91,888**	**$ 112,758**	**$ 75,451**	**$ 84,315**	**$ 88,443**
3_Revenue-Total Revenue	-	$ 91,888	$ 112,758	$ 75,451	$ 84,315	$ 88,443
710110-salary/regular	-	$ 55,270	$ 71,963	$ 49,487	$ 56,597	$ 58,594
710130-salary/overtime	-	$ 2,063	$ 5,000	$ 308	-	-
3_710-salary	**-**	**$ 57,333**	**$ 76,963**	**$ 49,795**	**$ 56,597**	**$ 58,594**
720100-social security	-	$ 4,190	$ 5,626	$ 3,882	$ 4,330	$ 4,482
720110-employee insurance	-	$ 11,606	$ 14,616	$ 12,397	$ 15,834	$ 17,562
720120-retirement	-	$ 7,035	$ 9,346	$ 6,238	$ 7,098	$ 7,348
720130-workers compensation	-	-	-	-	$ 248	$ 250
720140-state unemployment tax	-	$ 498	$ 207	$ 118	$ 208	$ 207
3_720-benefits	**-**	**$ 23,329**	**$ 29,795**	**$ 22,634**	**$ 27,718**	**$ 29,849**
730140-janitor supplies	-	-	$ 2,465	-	-	-
730240-fuel-controlled	-	$ 3,725	$ 2,035	$ 3,758	-	-
730270-law enforcement specific supplies	-	$ 5	-	-	-	-
3_730-supplies	**-**	**$ 3,730**	**$ 4,500**	**$ 3,758**	**-**	**-**
740140-vehicle maintenance-controlled	-	$ 2,764	$ 1,500	$ 1,883	-	-
3_740-services	**-**	**$ 2,764**	**$ 1,500**	**$ 1,883**	**-**	**-**
3_EXPENDITURES-total expenditures	-	$ 87,156	$ 112,758	$ 78,069	$ 84,315	$ 88,443
Income Statement	-	$ 4,732	$ 0	$ (2,618)	$ 0	$ 0

CS30-EMCMUD #3

Constable Pct 4	FY 2021		FY 2022		FY 2023	FY 2024
	Amended	Actual	Adopted	Actual	Adopted	Adopted
450200-contract service revenue	-	$ 145,544	$ 175,175	$ 180,677	$ 80,945	$ 176,885
3_450-miscellaneous	**-**	**$ 145,544**	**$ 175,175**	**$ 180,677**	**$ 80,945**	**$ 176,885**
3_Revenue-Total Revenue	-	$ 145,544	$ 175,175	$ 180,677	$ 80,945	$ 176,885
710110-salary/regular	-	$ 97,848	$ 110,161	$ 98,919	$ 53,789	$ 117,187
710130-salary/overtime	-	$ 1,040	$ 2,000	$ 1,035	-	-
3_710-salary	**-**	**$ 98,888**	**$ 112,161**	**$ 99,953**	**$ 53,789**	**$ 117,187**
720100-social security	-	$ 7,459	$ 8,179	$ 7,347	$ 4,120	$ 8,965
720110-employee insurance	-	$ 19,984	$ 29,232	$ 22,649	$ 15,834	$ 35,124
720120-retirement	-	$ 12,106	$ 13,589	$ 12,471	$ 6,746	$ 14,695
720130-workers compensation	-	-	-	-	$ 248	$ 500
720140-state unemployment tax	-	$ 1,081	$ 414	$ 298	$ 208	$ 414
3_720-benefits	**-**	**$ 40,629**	**$ 51,414**	**$ 42,765**	**$ 27,156**	**$ 59,698**
730140-janitor supplies	-	$ 19	-	-	-	-
730240-fuel-controlled	-	$ 5,289	-	$ 8,816	-	-
730270-law enforcement specific supplies	-	-	$ 11,600	-	-	-
3_730-supplies	**-**	**$ 5,308**	**$ 11,600**	**$ 8,816**	**-**	**-**
740140-vehicle maintenance-controlled	-	$ 1,156	-	$ 1,895	-	-
3_740-services	**-**	**$ 1,156**	**-**	**$ 1,895**	**-**	**-**
3_EXPENDITURES-total expenditures	-	$ 145,981	$ 175,175	$ 153,429	$ 80,945	$ 176,885
Income Statement	-	$ (437)	$ 0	$ 27,248	$ 0	$ 0

Mission Statement: We are committed to building and strengthening relationships between our office and our residents so that we can better serve the needs of Montgomery County and our community.

Major Changes: A 2.5% cost of living adjustment was added to all positions in addition to adjustments made based on the 2022-2023 Salary Study, these changes affected both the law enforcement retention plan and also Administrative positions. As part of this budget one Deputy-Constable position and one Investigator position were added to assist in law enforcement endeavors to reduce crime. The Investigator position is funded by Commissioner Pct 2 budget.

STAFF INFORMATION

Position Budget	FTE	Headcount
4,061,020	**55.00**	**55**

FINANCIAL INFORMATION

			FY 2021		FY 2022		FY 2023	FY 2024
FUND	DEPARTMENT	SUMMARY LEVEL	Adopted	Actual	Adopted	Actual	Adopted	Adopted
100-General	7500	TOTAL SALARIES	$ 1,868,943	$ 1,641,893	$ 2,020,873	$ 1,739,658	$ 2,084,481	$ 2,501,707
		TOTAL BENEFITS	$ 691,893	$ 583,655	$ 776,975	$ 602,546	$ 828,079	$ 1,045,415
		TOTAL OPERATIONS	$ 81,405	$ 198,448	$ 157,960	$ 244,622	$ 175,574	$ 195,715
		TOTAL CAPITAL	$ 46,828	$ 40,960	-	$ 37,529	-	$ 62,185
100-General	**7500**	**TOTAL DEPT BUDGET**	**$ 2,689,070**	**$ 2,464,956**	**$ 2,955,807**	**$ 2,624,354**	**$ 3,088,133**	**$ 3,805,022**

CS15-Magnolia ISD

Constable Pct 5	FY 2021		FY 2022		FY 2023	FY 2024
	Amended	Actual	Adopted	Actual	Adopted	Adopted
450200-contract service revenue	-	$ 1,381,627	$ 1,901,812	$ 1,569,533	$ 1,646,030	$ 1,826,894
3_450-miscellaneous	**-**	**$ 1,381,627**	**$ 1,901,812**	**$ 1,569,533**	**$ 1,646,030**	**$ 1,826,894**
3_Revenue-Total Revenue	-	$ 1,381,627	$ 1,901,812	$ 1,569,533	$ 1,646,030	$ 1,826,894
710110-salary/regular	-	$ 977,828	$ 1,326,325	$ 1,298,351	$ 1,115,735	$ 1,219,683
710130-salary/overtime	-	$ 683	-	$ 1,522	-	-
710140-salary/cell phone allowance	-	-	-	-	$ 960	$ 480
710150-salary/special pay	-	$ 719	-	$ 12,545	-	-
3_710-salary	**-**	**$ 979,230**	**$ 1,326,325**	**$ 1,312,419**	**$ 1,116,695**	**$ 1,220,163**
720100-social security	-	$ 72,407	$ 101,464	$ 96,641	$ 85,433	$ 93,342
720110-employee insurance	-	$ 204,592	$ 306,936	$ 338,652	$ 295,365	$ 351,240
720120-retirement	-	$ 120,145	$ 162,740	$ 163,880	$ 140,031	$ 153,008
720130-workers compensation	-	-	-	-	$ 4,626	$ 5,000
720140-state unemployment tax	-	$ 9,055	$ 4,347	$ 6,996	$ 3,880	$ 4,140
3_720-benefits	**-**	**$ 406,200**	**$ 575,487**	**$ 606,170**	**$ 529,335**	**$ 606,731**
3_EXPENDITURES-total expenditures	-	$ 1,385,430	$ 1,901,812	$ 1,918,589	$ 1,646,030	$ 1,826,894
Income Statement	-	$ (3,803)	$ 0	$ (349,056)	$ 0	$ 0

Function 60
Legal & Judicial

Mission Statement: The District Clerk's mission is to safely maintain the official records for the courts and make those records available to the public when permitted by statute, in the most efficient manner possible.

Montgomery County District Clerk Organizational Chart

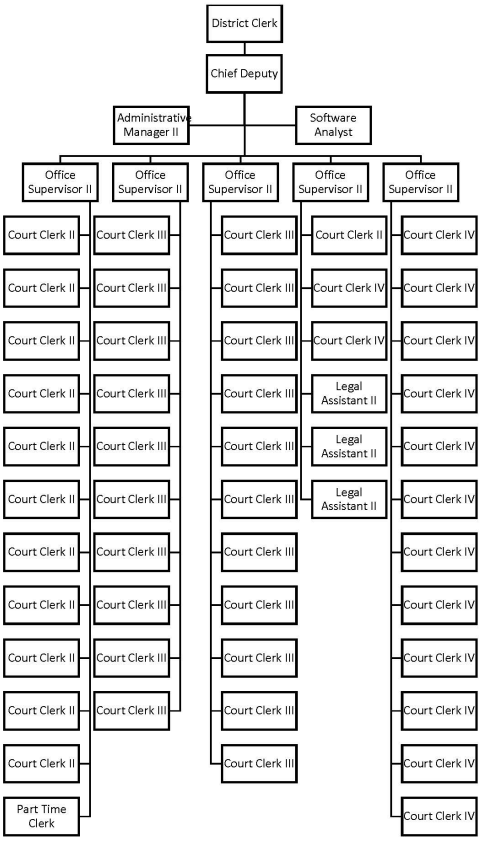

Major Changes in FY2024 Budget: Added a Software Analyst position to help facilitate changes to Odyssey Software, required reporting, and to assist with Court Collection reporting.

STAFF INFORMATION

Position Budget	FTE	Headcount
3,021,473	**59.73**	**60**

FINANCIAL INFORMATION

			FY 2021		FY 2022		FY 2023	FY 2024
FUND	DEPARTMENT	SUMMARY LEVEL	Adopted	Actual	Adopted	Actual	Adopted	Adopted
100-General	2700	TOTAL SALARIES	$ 2,463,045	$ 2,346,927	$ 2,590,303	$ 2,506,971	$ 2,697,464	$ 2,987,571
		TOTAL BENEFITS	$ 1,232,525	$ 1,161,634	$ 1,332,288	$ 1,258,876	$ 1,490,058	$ 1,666,062
		TOTAL OPERATIONS	$ 65,113	$ 51,936	$ 63,110	$ 35,111	$ 46,360	$ 46,650
		TOTAL CAPITAL	-	-	-	-	-	-
100-General	**2700**	**TOTAL DEPT BUDGET**	**$ 3,760,682**	**$ 3,560,497**	**$ 3,985,701**	**$ 3,800,957**	**$ 4,233,882**	**$ 4,700,282**

Mission Statement: The mission of the Montgomery County, Texas County Attorney's Office is to provide the highest quality legal representation of Montgomery County in the most efficient and cost effective way, to be professional and responsive in all interactions with citizens and government officials, and to aid the County government in meeting the challenges of continued growth, public accountability and proper stewardship of taxes and other county resources.

Position Budget	FTE*	Headcount
3,230,577	**34.80**	**35**

FINANCIAL INFORMATION

			FY 2021		FY 2022		FY 2023	FY 2024
FUND	DEPARTMENT	SUMMARY LEVEL	Adopted	Actual	Adopted	Actual	Adopted	Adopted
100-General	2800	TOTAL SALARIES	$ 2,473,492	$ 1,945,107	$ 2,591,835	$ 1,991,165	$ 2,812,759	$ 3,020,343
		TOTAL BENEFITS	$ 889,811	$ 698,707	$ 976,014	$ 739,590	$ 1,105,902	$ 1,204,434
		TOTAL OPERATIONS	$ 98,475	$ 249,578	$ 98,475	$ 196,741	$ 98,450	$ 103,629
		TOTAL CAPITAL	-	-	-	-	-	-
100-General	**2800**	**TOTAL DEPT BUDGET**	**$ 3,461,778**	**$ 2,893,393**	**$ 3,666,323**	**$ 2,927,495**	**$ 4,017,111**	**$ 4,328,407**

*2 FTE funded by ARPA.

Mission Statement: The Alternate Dispute Resolution department provides arbitration and dispute resolution services through contracted services.

STAFF INFORMATION

Position Budget	FTE	Headcount
-	-	-

FINANCIAL INFORMATION

			FY 2021		FY 2022		FY 2023	FY 2024
FUND	DEPARTMENT	SUMMARY LEVEL	Adopted	Actual	Adopted	Actual	Adopted	Adopted
100-General	3220	TOTAL SALARIES	-	-	-	-	-	-
		TOTAL BENEFITS	-	-	-	-	-	-
		TOTAL OPERATIONS	-	$ 199,109	$ 150,000	$ 200,219	$ 162,000	$ 162,000
		TOTAL CAPITAL	-	-	-	-	-	-
100-General	**3220**	**TOTAL DEPT BUDGET**	**-**	**$ 199,109**	**$ 150,000**	**$ 200,219**	**$ 162,000**	**$ 162,000**

This cost/center is used to budget for all court operations including juror expenses, indigent defense costs, attorneys for CPS, court interpreters, outside venues, regional courts, and any other expenses related to court operations.

Major Budget Changes:
This budget includes two County interpreters along with a 2.5% cost of living adjustment for those positions. Increases to juror payments were also budgeted related to recent legislation passed by the State Legislature. Increases were also budgeted for anticipated cost increases related to contract attorneys.

STAFF INFORMATION

Position Budget	FTE	Headcount
189,585	**2.00**	**2**

FINANCIAL INFORMATION

			FY 2021		FY 2022		FY 2023	FY 2024
FUND	DEPARTMENT	SUMMARY LEVEL	Adopted	Actual	Adopted	Actual	Adopted	Adopted
100-General	8100	TOTAL SALARIES	$ 50,000	$ 13,536	-	$ 126,953	$ 157,598	$ 189,585
		TOTAL BENEFITS	$ 13,172	$ 2,691	-	$ 42,600	$ 64,324	$ 71,571
		TOTAL OPERATIONS	$ 557,250	$ 406,660	$ 962,750	$ 629,648	$ 9,130,750	$ 9,239,978
		TOTAL CAPITAL	-	-	-	-	-	-
100-General	**8100**	**TOTAL DEPT BUDGET**	**$ 620,422**	**$ 422,887**	**$ 962,750**	**$ 799,201**	**$ 9,352,672**	**$ 9,501,134**

Mission Statement: The Montgomery County Office of Court Administration is responsible for the administrative operations of the Montgomery County District Courts and County Courts at Law.

STAFF INFORMATION

Position Budget	FTE	Headcount
527,078	**8.00**	**8**

FINANCIAL INFORMATION

			FY 2021		FY 2022		FY 2023	FY 2024
FUND	DEPARTMENT	SUMMARY LEVEL	Adopted	Actual	Adopted	Actual	Adopted	Adopted
100-General	8103	TOTAL SALARIES	$ 829,333	$ 741,054	$ 881,419	$ 700,185	$ 695,009	$ 527,078
		TOTAL BENEFITS	$ 318,611	$ 251,977	$ 353,455	$ 236,566	$ 319,555	$ 250,569
		TOTAL OPERATIONS	$ 22,530	$ 14,545	$ 27,530	$ 16,603	$ 39,360	$ 33,190
		TOTAL CAPITAL	-	-	-	-	-	-
100-General	**8103**	**TOTAL DEPT BUDGET**	**$ 1,170,474**	**$ 1,007,576**	**$ 1,262,403**	**$ 953,353**	**$ 1,053,924**	**$ 810,837**

STAFF INFORMATION

Position Budget	FTE	Headcount
60,558	**1.00**	**1**

FINANCIAL INFORMATION

			FY 2021		FY 2022		FY 2023	FY 2024
FUND	DEPARTMENT	SUMMARY LEVEL	Adopted	Actual	Adopted	Actual	Adopted	Adopted
100-General	8105	TOTAL SALARIES	-	-	-	-	-	$ 179,167
		TOTAL BENEFITS	-	-	-	-	-	$ 71,962
		TOTAL OPERATIONS	-	-	-	-	-	-
		TOTAL CAPITAL	-	-	-	-	-	-
100-General	**8105**	**TOTAL DEPT BUDGET**	**-**	**-**	**-**	**-**	**-**	**$ 251,129**

Mission Statement: The mission of each County Court at Law is to act in a fair and efficient manner with integrity, professional competence and judicial temperament; to treat all persons before the court with courtesy, dignity, and respect; and to ensure that all the parties leave with the belief that they had a fair and equitable day in court.

County Court at Law 1

STAFF INFORMATION

Position Budget	FTE	Headcount
405,442	**4.00**	**4**

FINANCIAL INFORMATION

			FY 2021		FY 2022		FY 2023	FY 2024
FUND	DEPARTMENT	SUMMARY LEVEL	Adopted	Actual	Adopted	Actual	Adopted	Adopted
100-General	8210	TOTAL SALARIES	$ 385,729	$ 407,886	$ 416,472	$ 407,940	$ 390,146	$ 400,442
		TOTAL BENEFITS	$ 127,766	$ 127,558	$ 142,253	$ 130,005	$ 144,562	$ 153,935
		TOTAL OPERATIONS	$ 11,514	$ 9,734	$ 11,514	$ 10,263	$ 11,514	$ 9,090
		TOTAL CAPITAL	-	-	-	-	-	-
100-General	**8210**	**TOTAL DEPT BUDGET**	**$ 525,009**	**$ 545,178**	**$ 570,240**	**$ 548,208**	**$ 546,222**	**$ 563,467**

County Court at Law 2

STAFF INFORMATION

Position Budget	FTE	Headcount
761,563	**8.00**	**8**

FINANCIAL INFORMATION

			FY 2021		FY 2022		FY 2023	FY 2024
FUND	DEPARTMENT	SUMMARY LEVEL	Adopted	Actual	Adopted	Actual	Adopted	Adopted
100-General	8220	TOTAL SALARIES	$ 673,563	$ 673,345	$ 700,356	$ 709,388	$ 757,658	-
		TOTAL BENEFITS	$ 236,239	$ 221,062	$ 243,272	$ 237,205	$ 284,302	-
		TOTAL OPERATIONS	$ 13,665	$ 7,920	$ 14,165	$ 6,748	$ 14,165	$ 0
		TOTAL CAPITAL	-	-	-	-	-	-
100-General	**8220**	**TOTAL DEPT BUDGET**	**$ 923,467**	**$ 902,327**	**$ 957,793**	**$ 953,341**	**$ 1,056,125**	**$ 0**

*Expenses in FY24 are split between Court Guardianship and Probate Court 1.

County Court at Law 3

STAFF INFORMATION

Position Budget	FTE	Headcount
659,931	**6.00**	**6**

FINANCIAL INFORMATION

			FY 2021		FY 2022		FY 2023	FY 2024
FUND	DEPARTMENT	SUMMARY LEVEL	Adopted	Actual	Adopted	Actual	Adopted	Adopted
100-General	8230	TOTAL SALARIES	$ 620,791	$ 624,384	$ 614,556	$ 622,332	$ 644,165	$ 654,931
		TOTAL BENEFITS	$ 200,366	$ 193,296	$ 211,357	$ 204,942	$ 227,168	$ 241,354
		TOTAL OPERATIONS	$ 17,203	$ 9,831	$ 17,203	$ 17,173	$ 23,045	$ 23,045
		TOTAL CAPITAL	-	-	-	-	-	-
100-General	**8230**	**TOTAL DEPT BUDGET**	**$ 838,360**	**$ 827,510**	**$ 843,116**	**$ 844,447**	**$ 894,378**	**$ 919,330**

County Court at Law 4

STAFF INFORMATION

Position Budget	FTE	Headcount
405,558	**4.00**	**4**

FINANCIAL INFORMATION

			FY 2021		FY 2022		FY 2023	FY 2024
FUND	DEPARTMENT	SUMMARY LEVEL	Adopted	Actual	Adopted	Actual	Adopted	Adopted
100-General	8240	TOTAL SALARIES	$ 391,189	$ 408,469	$ 422,194	$ 419,382	$ 404,416	$ 400,558
		TOTAL BENEFITS	$ 129,101	$ 126,298	$ 143,393	$ 137,283	$ 147,418	$ 153,958
		TOTAL OPERATIONS	$ 14,882	$ 8,904	$ 14,882	$ 7,601	$ 14,882	$ 16,407
		TOTAL CAPITAL	-	-	-	-	-	-
100-General	**8240**	**TOTAL DEPT BUDGET**	**$ 535,172**	**$ 543,672**	**$ 580,469**	**$ 564,266**	**$ 566,716**	**$ 570,923**

County Court at Law 5

STAFF INFORMATION

Position Budget	FTE	Headcount
405,558	**4.00**	**4**

FINANCIAL INFORMATION

			FY 2021		FY 2022		FY 2023	FY 2024
FUND	DEPARTMENT	SUMMARY LEVEL	Adopted	Actual	Adopted	Actual	Adopted	Adopted
100-General	8240	TOTAL SALARIES	$ 391,189	$ 408,469	$ 422,194	$ 419,382	$ 404,416	$ 400,558
		TOTAL BENEFITS	$ 129,101	$ 126,298	$ 143,393	$ 137,283	$ 147,418	$ 153,958
		TOTAL OPERATIONS	$ 14,882	$ 8,904	$ 14,882	$ 7,601	$ 14,882	$ 16,407
		TOTAL CAPITAL	-	-	-	-	-	-
100-General	**8240**	**TOTAL DEPT BUDGET**	**$ 535,172**	**$ 543,672**	**$ 580,469**	**$ 564,266**	**$ 566,716**	**$ 570,923**

County Court at Law 6

STAFF INFORMATION

Position Budget	FTE	Headcount
514,984	**5.00**	**5**

FINANCIAL INFORMATION

			FY 2021		FY 2022		FY 2023	FY 2024
FUND	DEPARTMENT	SUMMARY LEVEL	Adopted	Actual	Adopted	Actual	Adopted	Adopted
100-General	8260	TOTAL SALARIES	-	-	-	$ 59,750	$ 497,215	$ 509,984
		TOTAL BENEFITS	-	-	-	$ 16,681	$ 181,840	$ 194,070
		TOTAL OPERATIONS	-	-	-	$ 19,292	$ 14,750	$ 14,750
		TOTAL CAPITAL	-	-	-	-	-	-
100-General	**8260**	**TOTAL DEPT BUDGET**	**-**	**-**	**-**	**$ 95,723**	**$ 693,805**	**$ 718,804**

Mission Statement: It is the mission of the District Courts in Montgomery County to provide a fair, just, impartial, equitable and efficient adjudication.

9th District Court

STAFF INFORMATION

Position Budget	FTE	Headcount
288,255	**4.00**	**4**

FINANCIAL INFORMATION

			FY 2021		FY 2022		FY 2023	FY 2024
FUND	DEPARTMENT	SUMMARY LEVEL	Adopted	Actual	Adopted	Actual	Adopted	Adopted
100-General	8310	TOTAL SALARIES	$ 229,608	$ 234,736	$ 247,610	$ 248,748	$ 271,406	$ 284,214
		TOTAL BENEFITS	$ 96,690	$ 95,557	$ 102,472	$ 105,885	$ 120,398	$ 130,468
		TOTAL OPERATIONS	$ 13,820	$ 6,476	$ 13,820	$ 12,271	$ 18,890	$ 18,890
		TOTAL CAPITAL	-	-	-	-	-	-
100-General	**8310**	**TOTAL DEPT BUDGET**	**$ 340,118**	**$ 336,769**	**$ 363,902**	**$ 366,904**	**$ 410,694**	**$ 433,573**

221st District Court

STAFF INFORMATION

Position Budget	FTE	Headcount
566,564	**7.00**	**7**

FINANCIAL INFORMATION

			FY 2021		FY 2022		FY 2023	FY 2024
FUND	DEPARTMENT	SUMMARY LEVEL	Adopted	Actual	Adopted	Actual	Adopted	Adopted
100-General	8320	TOTAL SALARIES	$ 238,666	$ 244,128	$ 257,444	$ 276,417	$ 399,505	$ 561,564
		TOTAL BENEFITS	$ 99,967	$ 97,549	$ 110,575	$ 111,122	$ 162,306	$ 240,522
		TOTAL OPERATIONS	$ 12,034	$ 9,290	$ 12,507	$ 9,425	$ 12,507	$ 22,192
		TOTAL CAPITAL	-	-	-	-	-	-
100-General	**8320**	**TOTAL DEPT BUDGET**	**$ 350,667**	**$ 350,967**	**$ 380,525**	**$ 396,964**	**$ 574,318**	**$ 824,278**

359th District Court

STAFF INFORMATION

Position Budget	FTE	Headcount
407,407	**5.40***	**6**

FINANCIAL INFORMATION

			FY 2021		FY 2022		FY 2023	FY 2024
FUND	DEPARTMENT	SUMMARY LEVEL	Adopted	Actual	Adopted	Actual	Adopted	Adopted
100-General	8340	TOTAL SALARIES	$ 285,931	$ 279,321	$ 307,181	$ 317,188	$ 327,799	$ 335,292
		TOTAL BENEFITS	$ 109,383	$ 104,816	$ 135,305	$ 118,836	$ 132,458	$ 141,238
		TOTAL OPERATIONS	$ 14,426	$ 9,934	$ 14,426	$ 7,792	$ 17,426	$ 17,426
		TOTAL CAPITAL	-	-	-	-	-	-
100-General	**8340**	**TOTAL DEPT BUDGET**	**$ 409,740**	**$ 394,072**	**$ 456,913**	**$ 443,816**	**$ 477,683**	**$ 493,955**

*Positions paid out of Veterans Treatment Grants.

435th District Court

STAFF INFORMATION

Position Budget	FTE	Headcount
403,213	**5.00**	**5**

FINANCIAL INFORMATION

			FY 2021		FY 2022		FY 2023	FY 2024
FUND	DEPARTMENT	SUMMARY LEVEL	Adopted	Actual	Adopted	Actual	Adopted	Adopted
100-General	8370	TOTAL SALARIES	$ 241,499	$ 236,209	$ 256,680	$ 261,659	$ 269,268	$ 398,213
		TOTAL BENEFITS	$ 99,036	$ 91,079	$ 110,423	$ 109,190	$ 119,978	$ 171,504
		TOTAL OPERATIONS	$ 17,575	$ 9,224	$ 17,425	$ 19,559	$ 19,671	$ 24,645
		TOTAL CAPITAL	-	-	-	-	-	-
100-General	**8370**	**TOTAL DEPT BUDGET**	**$ 358,110**	**$ 336,512**	**$ 384,527**	**$ 390,407**	**$ 408,917**	**$ 594,362**

418th District Court

STAFF INFORMATION

Position Budget	FTE	Headcount
557,859	**6.00**	**6**

FINANCIAL INFORMATION

			FY 2021		FY 2022		FY 2023	FY 2024
FUND	DEPARTMENT	SUMMARY LEVEL	Adopted	Actual	Adopted	Actual	Adopted	Adopted
100-General	8360	TOTAL SALARIES	$ 453,945	$ 464,363	$ 504,116	$ 500,550	$ 534,613	$ 552,858
		TOTAL BENEFITS	$ 166,923	$ 167,377	$ 189,151	$ 183,993	$ 204,844	$ 220,746
		TOTAL OPERATIONS	$ 17,960	$ 16,221	$ 17,960	$ 11,467	$ 17,960	$ 17,960
		TOTAL CAPITAL	-	-	-	-	-	-
100-General	**8360**	**TOTAL DEPT BUDGET**	**$ 638,828**	**$ 647,961**	**$ 711,227**	**$ 696,011**	**$ 757,417**	**$ 791,564**

410th District Court

STAFF INFORMATION

Position Budget	FTE	Headcount
541,636	**6.00**	**6**

FINANCIAL INFORMATION

			FY 2021		FY 2022		FY 2023	FY 2024
FUND	DEPARTMENT	SUMMARY LEVEL	Adopted	Actual	Adopted	Actual	Adopted	Adopted
100-General	8350	TOTAL SALARIES	$ 456,139	$ 454,638	$ 490,314	$ 480,596	$ 527,234	$ 536,636
		TOTAL BENEFITS	$ 154,211	$ 164,217	$ 186,402	$ 176,419	$ 205,164	$ 217,470
		TOTAL OPERATIONS	$ 17,500	$ 13,517	$ 11,900	$ 11,254	$ 14,090	$ 14,090
		TOTAL CAPITAL	-	-	-	-	-	-
100-General	**8350**	**TOTAL DEPT BUDGET**	**$ 627,850**	**$ 632,373**	**$ 688,616**	**$ 668,269**	**$ 746,488**	**$ 768,197**

284th District Court

STAFF INFORMATION

Position Budget	FTE	Headcount
528,203	**6.00**	**6**

FINANCIAL INFORMATION

			FY 2021		FY 2022		FY 2023	FY 2024
FUND	DEPARTMENT	SUMMARY LEVEL	Adopted	Actual	Adopted	Actual	Adopted	Adopted
100-General	8330	TOTAL SALARIES*	$ 453,942	$ 461,324	$ 483,228	$ 470,041	$ 511,143	$ 468,805
		TOTAL BENEFITS	$ 165,189	$ 166,956	$ 185,197	$ 176,807	$ 200,816	$ 194,766
		TOTAL OPERATIONS	$ 13,977	$ 9,457	$ 13,977	$ 8,082	$ 13,977	$ 13,977
		TOTAL CAPITAL	-	-	-	-	-	-
100-General	**8330**	**TOTAL DEPT BUDGET**	**$ 633,108**	**$ 637,737**	**$ 682,402**	**$ 654,930**	**$ 725,936**	**$ 677,548**

*50% of Court Reporter salaries for District Civil Courts to be paid out of Court Reporter Fund for FY2024.

457th District Court

STAFF INFORMATION

Position Budget	FTE	Headcount
476,311	**6.00**	**6**

FINANCIAL INFORMATION

			FY 2021		FY 2022		FY 2023	FY 2024
FUND	DEPARTMENT	SUMMARY LEVEL	Adopted	Actual	Adopted	Actual	Adopted	Adopted
100-General	8380	TOTAL SALARIES*	$ 355,693	$ 387,391	$ 407,563	$ 408,615	$ 446,894	$ 418,800
		TOTAL BENEFITS	$ 147,558	$ 148,760	$ 170,125	$ 165,577	$ 188,204	$ 184,670
		TOTAL OPERATIONS	$ 14,750	$ 9,656	$ 14,750	$ 11,454	$ 14,750	$ 14,750
		TOTAL CAPITAL	-	-	-	-	-	-
100-General	**8380**	**TOTAL DEPT BUDGET**	**$ 518,001**	**$ 545,807**	**$ 592,438**	**$ 585,645**	**$ 649,848**	**$ 618,219**

*50% of Court Reporter salaries for District Civil Courts to be paid out of Court Reporter Fund for FY2024.

Mission Statement: The Drug/DWI Court's mission is to provide court supervised, therapeutic treatment and monitoring to felony DWI charged adults in Montgomery County and return these participants to the community alcohol/drug free.

Drug Court

STAFF INFORMATION

Position Budget	FTE	Headcount
209,714	**3.00**	**3**

FINANCIAL INFORMATION

			FY 2021		FY 2022		FY 2023	FY 2024
FUND	DEPARTMENT	SUMMARY LEVEL	Adopted	Actual	Adopted	Actual	Adopted	Adopted
100-General	8401	TOTAL SALARIES	$ 176,736	$ 177,416	$ 185,573	$ 186,302	$ 194,860	$ 209,714
		TOTAL BENEFITS	$ 73,558	$ 73,269	$ 72,998	$ 79,294	$ 88,318	$ 96,398
		TOTAL OPERATIONS	$ 437,333	$ 170,751	$ 436,908	$ 242,271	$ 412,918	$ 324,730
		TOTAL CAPITAL	-	-	-	-	-	-
100-General	**8401**	**TOTAL DEPT BUDGET**	**$ 687,627**	**$ 421,436**	**$ 695,479**	**$ 507,867**	**$ 696,096**	**$ 630,842**

DWI Court

STAFF INFORMATION

Position Budget	FTE	Headcount
57,095	**1.00**	**1**

FINANCIAL INFORMATION

			FY 2021		FY 2022		FY 2023	FY 2024
FUND	DEPARTMENT	SUMMARY LEVEL	Adopted	Actual	Adopted	Actual	Adopted	Adopted
100-General	8402	TOTAL SALARIES	$ 50,486	$ 50,697	$ 53,028	$ 53,234	$ 55,692	$ 57,095
		TOTAL BENEFITS	$ 22,965	$ 22,875	$ 25,386	$ 24,775	$ 27,000	$ 29,546
		TOTAL OPERATIONS	$ 255,600	$ 226,350	$ 255,600	$ 180,780	$ 220,350	$ 206,780
		TOTAL CAPITAL	-	-	-	-	-	-
100-General	**8402**	**TOTAL DEPT BUDGET**	**$ 329,051**	**$ 299,921**	**$ 334,014**	**$ 258,789**	**$ 303,042**	**$ 293,421**

Mental Health Court Services

STAFF INFORMATION

Position Budget	FTE	Headcount
322,406	**6.00***	**6**

FINANCIAL INFORMATION

			FY 2021		FY 2022		FY 2023	FY 2024
FUND	DEPARTMENT	SUMMARY LEVEL	Adopted	Actual	Adopted	Actual	Adopted	Adopted
100-General	8403	TOTAL SALARIES	-	$ 218,313	$ 246,962	$ 228,406	$ 263,853	$ 277,112
		TOTAL BENEFITS	-	$ 94,084	$ 123,310	$ 104,912	$ 134,738	$ 146,044
		TOTAL OPERATIONS	-	$ 11,488	$ 11,800	$ 8,683	$ 11,800	$ 11,800
		TOTAL CAPITAL **TOTAL**	-	-	-	-	-	-
100-General	**8403**	**DEPT BUDGET**	**-**	**$ 323,884**	**$ 382,072**	**$ 342,002**	**$ 410,391**	**$ 434,956**

*One position funded by ARPA.

Mission Statement: The Justice Courts of Montgomery County are dedicated to administering justice in an equitable, impartial and timely manner in accordance with the laws of the State of Texas.

Major Changes: A 2.5% cost of living adjustment was added to all positions also included in this budget were salary adjustments made with incorporating the 2022-2023 Salary Study.

Justice of the Peace Precinct 1

STAFF INFORMATION

Position Budget	FTE	Headcount
744,667	**12.18**	**13**

FINANCIAL INFORMATION

			FY 2021		FY 2022		FY 2023	FY 2024
FUND	DEPARTMENT	SUMMARY LEVEL	Adopted	Actual	Adopted	Actual	Adopted	Adopted
100-General	8510	TOTAL SALARIES	$ 629,101	$ 607,023	$ 670,318	$ 638,150	$ 743,218	$ 800,571
		TOTAL BENEFITS	$ 227,589	$ 223,312	$ 282,585	$ 253,036	$ 331,279	$ 343,196
		TOTAL OPERATIONS	$ 53,543	$ 64,883	$ 53,648	$ 106,330	$ 55,648	$ 54,898
		TOTAL CAPITAL	-	-	-	-	-	-
100-General	**8510**	**TOTAL DEPT BUDGET**	**$ 910,233**	**$ 895,218**	**$ 1,006,551**	**$ 997,516**	**$ 1,130,145**	**$ 1,198,666**

*Juvenile Case Manager is funded in the General Fund in FY24.

Justice of the Peace Precinct 2

STAFF INFORMATION

Position Budget	FTE	Headcount
443,904	**7.50**	**8**

FINANCIAL INFORMATION

			FY 2021		FY 2022		FY 2023	FY 2024
FUND	DEPARTMENT	SUMMARY LEVEL	Adopted	Actual	Adopted	Actual	Adopted	Adopted
100-General	8520	TOTAL SALARIES	$ 374,550	$ 354,359	$ 381,576	$ 374,766	$ 410,670	$ 487,141
		TOTAL BENEFITS	$ 151,314	$ 140,231	$ 167,225	$ 157,422	$ 196,952	$ 224,944
		TOTAL OPERATIONS	$ 43,040	$ 69,451	$ 43,435	$ 84,020	$ 51,150	$ 44,930
		TOTAL CAPITAL	-	-	-	-	-	-
100-General	**8520**	**TOTAL DEPT BUDGET**	**$ 568,904**	**$ 564,041**	**$ 592,235**	**$ 616,208**	**$ 658,771**	**$ 757,014**

*Juvenile Case Manager is funded in the General Fund in FY24.

Justice of the Peace Precinct 3

STAFF INFORMATION

Position Budget	FTE	Headcount
934,307	**18.00**	**18**

FINANCIAL INFORMATION

			FY 2021		FY 2022		FY 2023	FY 2024
FUND	DEPARTMENT	SUMMARY LEVEL	Adopted	Actual	Adopted	Actual	Adopted	Adopted
100-General	8530	TOTAL SALARIES	$ 867,379	$ 778,784	$ 825,678	$ 855,802	$ 872,906	$ 952,743
		TOTAL BENEFITS	$ 390,250	$ 330,513	$ 416,466	$ 403,701	$ 454,559	$ 498,682
		TOTAL OPERATIONS	$ 33,507	$ 20,928	$ 33,507	$ 29,680	$ 33,507	$ 33,007
		TOTAL CAPITAL	-	-	-	-	-	-
100-General	**8530**	**TOTAL DEPT BUDGET**	**$ 1,291,136**	**$ 1,130,225**	**$ 1,275,651**	**$ 1,289,183**	**$ 1,360,972**	**$ 1,484,431**

*Juvenile Case Manager is funded in the General Fund in FY24.

Income Statement
Total Department
CS06-JP3 Woodlands Township

Total Department	FY 2021		FY 2022		FY 2023	FY 2024
	Amended	Actual	Adopted	Actual	Adopted	Adopted
450200-contract service revenue	-	$ 51,361	$ 63,270	$ 45,616	$ 0	$ 71,425
3_450-miscellaneous	**-**	**$ 51,361**	**$ 63,270**	**$ 45,616**	**$ 0**	**$ 71,425**
3_Revenue-Total Revenue	-	$ 51,361	$ 63,270	$ 45,616	$ 0	$ 71,425
710110-salary/regular	-	$ 32,683	$ 40,578	$ 28,599	$ 37,368	$ 44,435
710130-salary/overtime	-	$ 162	-	$ 39	-	-
3_710-salary	**-**	**$ 32,845**	**$ 40,578**	**$ 28,638**	**$ 37,368**	**$ 44,435**
720100-social security	-	$ 2,396	$ 2,956	$ 2,185	$ 2,860	$ 3,399
720110-employee insurance	-	$ 10,354	$ 14,616	$ 11,088	$ 15,834	$ 17,562
720120-retirement	-	$ 4,030	$ 4,912	$ 3,570	$ 4,682	$ 5,572
720130-workers compensation	-	-	-	-	$ 248	$ 250
720140-state unemployment tax	-	$ 450	$ 207	$ 152	$ 208	$ 207
3_720-benefits	**-**	**$ 17,230**	**$ 22,691**	**$ 16,995**	**$ 23,832**	**$ 26,990**
3_EXPENDITURES-total expenditures	-	$ 50,075	$ 63,270	$ 45,633	$ 61,200	$ 71,425
Income Statement	-	$ 1,286	$ 0	$ (17)	$ (61,200)	$ 0

Justice of the Peace Precinct 4

STAFF INFORMATION

Position Budget	FTE	Headcount
665,069	**12.00**	**12**

FINANCIAL INFORMATION

			FY 2021		FY 2022		FY 2023	FY 2024
FUND	DEPARTMENT	SUMMARY LEVEL	Adopted	Actual	Adopted	Actual	Adopted	Adopted
100-General	8540	TOTAL SALARIES	$ 655,580	$ 627,921	$ 689,576	$ 675,544	$ 676,560	$ 722,328
		TOTAL BENEFITS	$ 296,783	$ 276,560	$ 330,063	$ 314,775	$ 332,092	$ 362,066
		TOTAL OPERATIONS	$ 45,920	$ 146,094	$ 61,233	$ 97,955	$ 59,586	$ 49,489
		TOTAL CAPITAL	-	-	-	-	-	-
100-General	**8540**	**TOTAL DEPT BUDGET**	**$ 998,283**	**$ 1,050,576**	**$ 1,080,872**	**$ 1,088,275**	**$ 1,068,237**	**$ 1,133,883**

*Juvenile Case Manager is funded in the General Fund in FY24.

Justice of the Peace Precinct 5

STAFF INFORMATION

Position Budget	FTE	Headcount
486,864	**7.73**	**8**

FINANCIAL INFORMATION

			FY 2021		FY 2022		FY 2023	FY 2024
FUND	DEPARTMENT	SUMMARY LEVEL	Adopted	Actual	Adopted	Actual	Adopted	Adopted
100-General	8550	TOTAL SALARIES	$ 385,400	$ 392,333	$ 404,189	$ 405,312	$ 452,561	$ 530,100
		TOTAL BENEFITS	$ 153,476	$ 153,787	$ 169,452	$ 165,627	$ 204,916	$ 233,617
		TOTAL OPERATIONS	$ 31,204	$ 101,058	$ 38,682	$ 79,906	$ 39,827	$ 38,527
		TOTAL CAPITAL	-	-	-	-	-	-
100-General	**8550**	**TOTAL DEPT BUDGET**	**$ 570,080**	**$ 647,178**	**$ 612,323**	**$ 650,845**	**$ 697,304**	**$ 802,245**

*Juvenile Case Manager is funded in the General Fund in FY24.

Major Changes: Effective October 1, 2023, County Court at Law 2 moves to Probate Court 1. Some of programs previously housed under CCL2 move to a newly established Court Guardianship department which directly reports to Commissioners Court.

STAFF INFORMATION

Position Budget	FTE	Headcount
687,414	**8.00**	**8**

FINANCIAL INFORMATION

			FY 2021		FY 2022		FY 2023	FY 2024
FUND	DEPARTMENT	SUMMARY LEVEL	Adopted	Actual	Adopted	Actual	Adopted	Adopted
100-General	8610	TOTAL SALARIES	-	-	-	-	-	$ 687,417
		TOTAL BENEFITS	-	-	-	-	-	$ 283,701
		TOTAL OPERATIONS	-	-	-	-	-	$ 16,715
		TOTAL CAPITAL	-	-	-	-	-	-
100-General	**8610**	**TOTAL DEPT BUDGET**	**-**	**-**	**-**	**-**	**-**	**$ 987,833**

Function 70

Transportation

FY 2024 Adopted Budget *5000-Airport*

Mission Statement: To provide a safe and efficient airport as a gateway into our regioin.

Major Changes in FY2024 Budget:
1 FTE- Maintenance Tech I position added

STAFF INFORMATION

	FTE	Headcount
581,356	**9.93**	**12**

FINANCIAL INFORMATION

			FY 2021		FY 2022		FY 2023	FY 2024
FUND	DEPARTMENT	SUMMARY LEVEL	Adopted	Actual	Adopted	Actual	Adopted	Adopted
100-General	5000	TOTAL SALARIES	$ 450,057	$ 421,179	$ 476,839	$ 457,787	$ 557,252	$ 583,836
		TOTAL BENEFITS	$ 191,923	$ 162,329	$ 198,954	$ 184,864	$ 260,822	$ 263,606
		TOTAL OPERATIONS	$ 93,978	$ 66,710	$ 91,386	$ 81,221	$ 67,926	$ 121,926
		TOTAL CAPITAL	-	-	-	-	-	-
100-General	**5000**	**TOTAL DEPT BUDGET**	**$ 735,958**	**$ 650,218**	**$ 767,179**	**$ 723,872**	**$ 885,999**	**$ 969,368**

FY 2024 Adopted Budget *5050-Customs*

STAFF INFORMATION

Position Budget	FTE	Headcount
-	**-**	**-**

FINANCIAL INFORMATION

			FY 2021		FY 2022		FY 2023	FY 2024
FUND	DEPARTMENT	SUMMARY LEVEL	Adopted	Actual	Adopted	Actual	Adopted	Adopted
100-General	5050	TOTAL SALARIES	-	-	-	-	-	-
		TOTAL BENEFITS	-	-	-	-	-	-
		TOTAL OPERATIONS	$ 343,839	$ 276,127	$ 277,384	$ 326,300	$ 343,839	$ 373,925
		TOTAL CAPITAL	-	-	-	-	-	-
100-General	**5050**	**TOTAL DEPT BUDGET**	**$ 343,839**	**$ 276,127**	**$ 277,384**	**$ 326,300**	**$ 343,839**	**$ 373,925**

Major Changes: This year the ARF Budget moves under the control of the Fire Marshal. The Fire Marshal's Office is responsible for the response of the Airport Rescue and Fire truck in the case of an emergency at the Conroe Regional Airport.

FINANCIAL INFORMATION

			FY 2021		FY 2022		FY 2023	FY 2024
FUND	DEPARTMENT	SUMMARY LEVEL	Adopted	Actual	Adopted	Actual	Adopted	Adopted
100-General	5060	TOTAL SALARIES	-	-	-	-	-	-
		TOTAL BENEFITS	-	-	-	-	-	-
		TOTAL OPERATIONS	-	$ 23,639	$ 10,600	$ 5,304	$ 10,600	$ 10,600
		TOTAL CAPITAL	-	-	-	-	-	-
100-General	**5060**	**TOTAL DEPT BUDGET**	**-**	**$ 23,639**	**$ 10,600**	**$ 5,304**	**$ 10,600**	**$ 10,600**

Fund 200
Road & Bridge Fund

This costing center is used to budget for utilities and contributions to the self-insurance funds the County maintains. Also included in this is professional designations for County employed Engineers who receive their Professional Engineer designation.

STAFF INFORMATION

Position Budget	FTE	Headcount
-	-	-

FINANCIAL INFORMATION

			FY 2021		FY 2022		FY 2023	FY 2024
FUND	DEPARTMENT	SUMMARY LEVEL	Adopted	Actual	Adopted	Actual	Adopted	Adopted
200-Road and Bridge	1200	TOTAL SALARIES	-	-	-	-	-	-
		TOTAL BENEFITS	-	-	-	-	-	-
		TOTAL OPERATIONS	-	-	-	-	-	$ 346,016
		TOTAL CAPITAL	-	-	-	-	-	-
200-Road and Bridge	**1200**	**TOTAL DEPT BUDGET**	**-**	**-**	**-**	**-**	**-**	**$ 346,016**

These costing centers are used for IT Traffic Operations. The salaries and benefits are in costing center 9600 while the operations which includes replacement parts for traffic signals and other expenditures related to signal maintenance is in department 2600.

STAFF INFORMATION

Position Budget	FTE	Headcount
1,061,394	**16.00**	**16**

FINANCIAL INFORMATION

			FY 2021		FY 2022		FY 2023	FY 2024
FUND	DEPARTMENT	SUMMARY LEVEL	Adopted	Actual	Adopted	Actual	Adopted	Adopted
200-Road and Bridge	9600	TOTAL SALARIES	-	-	-	$ 971,590	$ 1,069,391	$ 1,102,394
		TOTAL BENEFITS	-	-	-	$ 409,408	$ 492,752	$ 510,877
		TOTAL OPERATIONS	-	-	-	-	-	-
		TOTAL CAPITAL	-	-	-	-	-	-
200-Road and Bridge	**9600**	**TOTAL DEPT BUDGET**	**-**	**-**	**-**	**$ 1,380,998**	**$ 1,562,143**	**$ 1,613,272**

FINANCIAL INFORMATION

			FY 2021		FY 2022		FY 2023	FY 2024
FUND	DEPARTMENT	SUMMARY LEVEL	Adopted	Actual	Adopted	Actual	Adopted	Adopted
200-Road and Bridge	2600	TOTAL SALARIES	$ 877,484	$ 875,635	$ 1,044,947	-	-	-
		TOTAL BENEFITS	$ 353,771	$ 357,024	$ 445,321	-	-	-
		TOTAL OPERATIONS	$ 260,000	$ 190,487	$ 348,000	$ 311,830	$ 423,000	$ 473,000
		TOTAL CAPITAL	-	-	-	-	-	-
200-Road and Bridge	**2600**	**TOTAL DEPT BUDGET**	**$ 1,491,255**	**$ 1,423,146**	**$ 1,838,268**	**$ 311,830**	**$ 423,000**	**$ 473,000**

Sheriff Litter control is a collaboration between Commissioners 1,2, and 4 along with the Sheriff to provide litter-pickup service along the roadside and County right-of-way, currently there are 6 Detention Officers and one Detention Sergeant dedicated to this program.

STAFF INFORMATION

Position Budget	FTE	Headcount
387,531	**7.00**	**7**

FINANCIAL INFORMATION

			FY 2021		FY 2022		FY 2023	FY 2024
FUND	DEPARTMENT	SUMMARY LEVEL	Adopted	Actual	Adopted	Actual	Adopted	Adopted
200-Road and Bridge	6603	TOTAL SALARIES	-	-	-	-	-	$ 387,531
		TOTAL BENEFITS	-	-	-	-	-	$ 193,825
		TOTAL OPERATIONS	-	-	-	-	-	-
		TOTAL CAPITAL	-	-	-	-	-	-
200-Road and Bridge	**6603**	**TOTAL DEPT BUDGET**	**-**	**-**	**-**	**-**	**-**	**$ 581,356**

Mission Statement: Our mission at Montgomery County Commissioner Precinct One is for our staff to work to provide safe roadways, adequate drainage and assists in the infrastructure planning to include road improvement and traffic congestion management as our Precinct continues to grow.

STAFF INFORMATION

Position Budget	FTE	Headcount
4,083,972	**66.00**	**66**

FINANCIAL INFORMATION

			FY 2021		FY 2022		FY 2023	FY 2024
FUND	DEPARTMENT	SUMMARY LEVEL	Adopted	Actual	Adopted	Actual	Adopted	Adopted
200-Road and Bridge	9100	TOTAL SALARIES	$ 3,730,947	$ 3,197,916	$ 3,668,980	$ 3,442,968	$ 3,898,238	$ 4,149,932
		TOTAL BENEFITS	$ 1,599,733	$ 1,335,870	$ 1,087,027	$ 1,507,230	$ 1,735,184	$ 2,027,125
		TOTAL OPERATIONS	$ 2,764,298	$ 3,454,056	$ 2,645,588	$ 2,269,496	$ 2,138,374	$ 3,133,651
		TOTAL CAPITAL	$ 260,000	$ 1,309,550	$ 600,000	$ 538,796	$ 200,000	$ 150,000
200-Road and Bridge	**9100**	**TOTAL DEPT BUDGET**	**$ 8,354,978**	**$ 9,297,393**	**$ 8,001,595**	**$ 7,758,490**	**$ 7,971,796**	**$ 9,460,708**

9107-parks - precinct 1

STAFF INFORMATION

Position Budget	FTE	Headcount
262,218	**5.63**	**7**

FINANCIAL INFORMATION

			FY 2021		FY 2022		FY 2023	FY 2024
FUND	DEPARTMENT	SUMMARY LEVEL	Adopted	Actual	Adopted	Actual	Adopted	Adopted
200-Road and Bridge	9107	TOTAL SALARIES	-	$ 172,572	$ 365,281	$ 211,568	$ 337,467	$ 287,218
		TOTAL BENEFITS	-	$ 59,377	$ 133,298	$ 68,759	$ 136,073	$ 96,312
		TOTAL OPERATIONS	-	$ 44,077	$ 50,000	$ 107,566	$ 105,000	$ 77,000
		TOTAL CAPITAL	-	-	-	$ 149,362	-	$ 30,000
200-Road and Bridge	**9107**	**TOTAL DEPT BUDGET**	**-**	**$ 276,027**	**$ 548,579**	**$ 537,255**	**$ 578,540**	**$ 490,530**

9108-community centers - precinct 1

STAFF INFORMATION

Position Budget	FTE	Headcount
144,286	**2.88**	**4**

FINANCIAL INFORMATION

			FY 2021		FY 2022		FY 2023	FY 2024
FUND	DEPARTMENT	SUMMARY LEVEL	Adopted	Actual	Adopted	Actual	Adopted	Adopted
200-Road and Bridge	9108	TOTAL SALARIES	-	$ 3,804	$ 127,959	$ 115,541	$ 145,746	$ 144,286
		TOTAL BENEFITS	-	$ 765	$ 42,175	$ 51,372	$ 109,494	$ 66,083
		TOTAL OPERATIONS	-	$ 463	$ 35,000	$ 41,054	$ 39,000	$ 39,000
		TOTAL CAPITAL	-	-	-	-	-	-
200-Road and Bridge	**9108**	**TOTAL DEPT BUDGET**	**-**	**$ 5,033**	**$ 205,135**	**$ 207,967**	**$ 294,240**	**$ 249,369**

STAFF INFORMATION

Position Budget	FTE	Headcount
297,805	**5.00**	**5**

FINANCIAL INFORMATION

			FY 2021		FY 2022		FY 2023	FY 2024
FUND	DEPARTMENT	SUMMARY LEVEL	Adopted	Actual	Adopted	Actual	Adopted	Adopted
200-Road and Bridge	9109	TOTAL SALARIES	-	$ 225,988	$ 274,672	$ 237,362	$ 292,257	$ 299,805
		TOTAL BENEFITS	-	$ 104,057	$ 115,249	$ 118,510	$ 140,924	$ 150,626
		TOTAL OPERATIONS	-	$ 40,084	$ 47,000	$ 37,972	$ 41,334	$ 48,000
		TOTAL CAPITAL	-	$ 1,181	$ 3,000	-	-	$ 0
200-Road and Bridge	**9109**	**TOTAL DEPT BUDGET**	**-**	**$ 371,310**	**$ 439,920**	**$ 393,843**	**$ 474,515**	**$ 498,431**

Commissioner Pct. 1 Operations Deputy OD0001

FY 2024 Adopted Budget — *Comm Pct 1 Operations Deputy*

4 Operations Deputies are deputized under Constable Pct 2 but are assigned to assist Commissioner Precinct 1 in traffic control, equipment escorts, weights and measures enforcement and law enforcement response as needed.

FINANCIAL INFORMATION

			FY 2021		FY 2022		FY 2023	FY 2024
FUND	DEPARTMENT	SUMMARY LEVEL	Adopted	Actual	Adopted	Actual	Adopted	Adopted
200-Road and Bridge	Total Department	TOTAL SALARIES	$ 70,117	-	$ 145,192	-	$ 163,485	$ 348,905
		TOTAL BENEFITS	$ 26,751	-	$ 58,361	-	$ 65,588	$ 142,520
		TOTAL OPERATIONS	-	-	-	-	-	-
		TOTAL CAPITAL	-	-	-	-	-	-
200-Road and Bridge	**Total Department**	**TOTAL DEPT BUDGET**	**$ 96,868**	**-**	**$ 203,554**	**-**	**$ 229,073**	**$ 491,425**

Mission Statement: Building a better community by sustaining a superior quality of life while serving the public with honesty and integrity by providing cost effective services.

STAFF INFORMATION

Position Budget	FTE	Headcount
3,061,730	**48.73**	**49**

FINANCIAL INFORMATION

			FY 2021		FY 2022		FY 2023	FY 2024
	DEPARTMENT	SUMMARY LEVEL	Adopted	Actual	Adopted	Actual	Adopted	Adopted
200-Road and Bridge	9200	TOTAL SALARIES	$ 2,407,377	$ 2,291,622	$ 2,430,502	$ 2,371,982	$ 2,990,646	$ 2,862,447
		TOTAL BENEFITS	$ 1,080,398	$ 988,653	$ 1,136,368	$ 1,027,747	$ 1,369,635	$ 1,407,259
		TOTAL OPERATIONS	$ 5,108,341	$ 3,460,222	$ 4,760,372	$ 4,383,788	$ 3,014,657	$ 5,405,683
		TOTAL CAPITAL	$ 140,000	$ 735,629	$ 140,000	$ 349,536	$ 896,089	$ 221,480
200-Road and Bridge	**9200**	**TOTAL DEPT BUDGET**	**$ 8,736,115**	**$ 7,476,126**	**$ 8,467,243**	**$ 8,133,053**	**$ 8,271,028**	**$ 9,896,870**

9207-parks - precinct 2

STAFF INFORMATION

Position Budget	FTE	Headcount
147,236		**3**

			FY 2021		FY 2022		FY 2023	FY 2024
FUND	DEPARTMENT	SUMMARY LEVEL	Adopted	Actual	Adopted	Actual	Adopted	Adopted
200-Road and Bridge	9207	TOTAL SALARIES	-	$ 97,871	$ 137,635	$ 134,124	$ 150,785	$ 147,236
		TOTAL BENEFITS	-	$ 48,048	$ 76,647	$ 69,413	$ 79,309	$ 83,784
		TOTAL OPERATIONS	-	$ 40,351	$ 100,000	$ 209,574	$ 100,000	$ 30,000
		TOTAL CAPITAL	-	-	-	-	-	$ 15,000
200-Road and Bridge	**9207**	**TOTAL DEPT BUDGET**	**-**	**$ 186,270**	**$ 314,282**	**$ 413,111**	**$ 330,094**	**$ 276,020**

9208-community centers - precinct 2

STAFF INFORMATION

Position Budget	FTE	Headcount
182,734	**3.00**	**3**

FINANCIAL INFORMATION

			FY 2021		FY 2022		FY 2023	FY 2024
FUND	DEPARTMENT	SUMMARY LEVEL	Adopted	Actual	Adopted	Actual	Adopted	Adopted
200-Road and Bridge	9208	TOTAL SALARIES	-	$ 25,291	$ 146,082	$ 123,024	$ 225,454	$ 182,734
		TOTAL BENEFITS	-	$ 11,574	$ 73,569	$ 62,503	$ 110,415	$ 90,951
		TOTAL OPERATIONS	-	$ 1,440	-	$ 944	-	$ 25,500
		TOTAL CAPITAL	-	-	-	-	-	-
200-Road and Bridge	**9208**	**TOTAL DEPT BUDGET**	**-**	**$ 38,305**	**$ 219,651**	**$ 186,471**	**$ 335,869**	**$ 299,185**

STAFF INFORMATION

Position Budget	FTE	Headcount
137,449	**3.00**	**3**

FINANCIAL INFORMATION

			FY 2021		FY 2022		FY 2023	FY 2024
FUND	DEPARTMENT	SUMMARY LEVEL	Adopted	Actual	Adopted	Actual	Adopted	Adopted
200-Road and Bridge	9209	TOTAL SALARIES	-	-	$ 74,058	$ 21,686	$ 134,098	$ 137,449
		TOTAL BENEFITS	-	-	$ 44,398	$ 11,022	$ 75,946	$ 81,808
		TOTAL OPERATIONS	-	-	-	-	-	$ 80,000
		TOTAL CAPITAL	-	-	-	-	-	-
200-Road and Bridge	**9209**	**TOTAL DEPT BUDGET**	**-**	**-**	**$ 118,456**	**$ 32,708**	**$ 210,044**	**$ 299,257**

Commissioner Pct. 2 Operations Deputy OD0005

Commissioner Pct 2 Operations Deputy

3 Operations Deputies are deputized under Constable Pct 5 but are assigned to assist Commissioner Precinct 2 in traffic control, equipment escorts, weights and measures enforcement, and law enforcement response as needed.

FINANCIAL INFORMATION

			FY 2021		FY 2022		FY 2023	FY 2024
FUND	DEPARTMENT	SUMMARY LEVEL	Adopted	Actual	Adopted	Actual	Adopted	Adopted
200-Road and Bridge	Total Department	TOTAL SALARIES	$ 113,577	-	$ 204,690	-	$ 293,083	$ 303,747
		TOTAL BENEFITS	$ 35,409	-	$ 70,420	-	$ 108,048	$ 115,384
		TOTAL OPERATIONS	$ 2,263	-	$ 3,500	-	-	-
		TOTAL CAPITAL	-	-	-	-	-	-
200-Road and Bridge	**Total Department**	**TOTAL DEPT BUDGET**	**$ 151,248**	**-**	**$ 278,610**	**-**	**$ 401,131**	**$ 419,131**

Mission Statement: Our mission is to provide Government Leadership and service through fiscal responsibility, transparency, and diligence.

STAFF INFORMATION

Position Budget	FTE	Headcount
2,423,168	**33.00**	**33**

FINANCIAL INFORMATION

			FY 2021		FY 2022		FY 2023	FY 2024
FUND	DEPARTMENT	SUMMARY LEVEL	Adopted	Actual	Adopted	Actual	Adopted	Adopted
200-Road and Bridge	9300	TOTAL SALARIES	$ 2,128,589	$ 1,781,524	$ 2,531,742	$ 1,693,437	$ 2,475,552	$ 2,504,767
		TOTAL BENEFITS	$ 858,671	$ 681,089	$ 1,023,128	$ 682,827	$ 1,037,203	$ 1,100,340
		TOTAL OPERATIONS	$ 2,374,253	$ 2,100,545	$ 2,354,325	$ 2,500,218	$ 3,490,068	$ 4,104,799
		TOTAL CAPITAL	$ 2,233,479	$ 4,911,296	$ 1,748,911	$ (134,302)	$ 62,994	$ 1,277,079
200-Road and Bridge	**9300**	**TOTAL DEPT BUDGET**	**$ 7,594,991**	**$ 9,474,454**	**$ 7,658,106**	**$ 4,742,181**	**$ 7,065,817**	**$ 8,986,984**

9307-parks - precinct 3

STAFF INFORMATION

Position Budget	FTE	Headcount
280,571	**5.00**	**5**

FINANCIAL INFORMATION

			FY 2021		FY 2022		FY 2023	FY 2024
FUND	DEPARTMENT	SUMMARY LEVEL	Adopted	Actual	Adopted	Actual	Adopted	Adopted
200-Road and Bridge	9307	TOTAL SALARIES	-	$ 294,989	$ 364,938	$ 241,592	$ 324,013	$ 285,571
		TOTAL BENEFITS	-	$ 124,720	$ 176,664	$ 112,277	$ 163,112	$ 147,752
		TOTAL OPERATIONS	-	$ 22,380	$ 40,004	$ 118,564	$ 144,004	$ 144,004
		TOTAL CAPITAL	-	-	-	-	-	$ 0
200-Road and Bridge	**9307**	**TOTAL DEPT BUDGET**	**-**	**$ 442,089**	**$ 581,606**	**$ 472,433**	**$ 631,129**	**$ 577,326**

9308-community center - precinct 3

STAFF INFORMATION

Position Budget	FTE	Headcount
188,064	**4.00**	**4**

FINANCIAL INFORMATION

			FY 2021		FY 2022		FY 2023	FY 2024
FUND	DEPARTMENT	SUMMARY LEVEL	Adopted	Actual	Adopted	Actual	Adopted	Adopted
200-Road and Bridge	9308	TOTAL SALARIES	-	$ 85,389	$ 76,287	$ 115,432	$ 243,812	$ 193,544
		TOTAL BENEFITS	-	$ 29,860	$ 45,049	$ 37,342	$ 83,161	$ 111,152
		TOTAL OPERATIONS	-	$ 3,658	$ 35,008	$ 30,749	$ 80,145	$ 80,145
		TOTAL CAPITAL	-	-	-	-	-	-
200-Road and Bridge	**9308**	**TOTAL DEPT BUDGET**	**-**	**$ 118,907**	**$ 156,345**	**$ 183,524**	**$ 407,118**	**$ 384,841**

STAFF INFORMATION

Position Budget	FTE	Headcount
570,077	**10.45**	**11**

FINANCIAL INFORMATION

			FY 2021		FY 2022		FY 2023	FY 2024
FUND	DEPARTMENT	SUMMARY LEVEL	Adopted	Actual	Adopted	Actual	Adopted	Adopted
200-Road and Bridge	9309	TOTAL SALARIES	-	$ 355,833	$ 422,641	$ 527,582	$ 560,176	$ 622,717
		TOTAL BENEFITS	-	$ 151,998	$ 173,335	$ 227,583	$ 260,059	$ 288,812
		TOTAL OPERATIONS	-	$ 407,611	$ 278,000	$ 398,880	$ 329,782	$ 329,782
		TOTAL CAPITAL	-	-	-	-	-	-
200-Road and Bridge	**9309**	**TOTAL DEPT BUDGET**	**-**	**$ 915,441**	**$ 873,976**	**$ 1,154,045**	**$ 1,150,017**	**$ 1,241,311**

Commissioner Pct. 3 Operations Deputy OD0003

Comm Pct 3 Operations Deputy

2 Operations Deputies are deputized under the Sheriff but are assigned to assist Commissioner Precinct 3 in traffic control, equipment escorts, and law enforcement response as needed.

FINANCIAL INFORMATION

			FY 2021		FY 2022		FY 2023	FY 2024
FUND	DEPARTMENT	SUMMARY LEVEL	Adopted	Actual	Adopted	Actual	Adopted	Adopted
200-Road and Bridge	Total Department	TOTAL SALARIES	-	-	$ 95,412	-	$ 175,746	$ 303,259
		TOTAL BENEFITS	-	-	$ 33,338	-	$ 68,058	$ 97,266
		TOTAL OPERATIONS	-	-	-	-	-	-
		TOTAL CAPITAL	-	-	-	-	-	-
200-Road and Bridge	**Total Department**	**TOTAL DEPT BUDGET**	**-**	**-**	**$ 128,750**	**-**	**$ 243,804**	**$ 400,525**

Mission Statement: The Commissioner's office will serve the constituents of Precinct 4 by prudently maintaining the budget, working to manage the fast-paced growth, properly maintaining roads, improving drainage, fighting to lower taxes, and bringing an end to wasteful spending.

STAFF INFORMATION

Position Budget	FTE	Headcount
3,269,148	**51.73**	**52**

FINANCIAL INFORMATION

			FY 2021		FY 2022		FY 2023	FY 2024
FUND	DEPARTMENT	SUMMARY LEVEL	Adopted	Actual	Adopted	Actual	Adopted	Adopted
200-Road and Bridge	9400	TOTAL SALARIES	$ 3,299,968	$ 3,078,796	$ 3,462,370	$ 3,187,029	$ 3,202,584	$ 3,369,148
		TOTAL BENEFITS	$ 1,411,610	$ 1,291,598	$ 1,541,435	$ 1,392,644	$ 1,575,843	$ 1,599,657
		TOTAL OPERATIONS	$ 2,961,754	$ 2,794,944	$ 2,773,654	$ 2,573,375	$ 2,931,593	$ 3,856,850
		TOTAL CAPITAL	$ 410,000	$ 1,087,986	-	$ 341,914	$ 0	$ 444,474
200-Road and Bridge	**9400**	**TOTAL DEPT BUDGET**	**$ 8,083,332**	**$ 8,253,323**	**$ 7,777,459**	**$ 7,494,963**	**$ 7,710,020**	**$ 9,270,129**

9408-community center - precinct 4

STAFF INFORMATION

Position Budget	FTE	Headcount
316,833	**5.98**	**7**

FINANCIAL INFORMATION

			FY 2021		FY 2022		FY 2023	FY 2024
FUND	DEPARTMENT	SUMMARY LEVEL	Adopted	Actual	Adopted	Actual	Adopted	Adopted
200-Road and Bridge	9408	TOTAL SALARIES	-	$ 226,942	$ 248,454	$ 217,294	$ 280,942	$ 319,833
		TOTAL BENEFITS	-	$ 95,617	$ 108,784	$ 97,043	$ 154,792	$ 155,583
		TOTAL OPERATIONS	-	$ 5,869	$ 9,650	$ 10,200	$ 9,450	$ 9,450
		TOTAL CAPITAL	-	-	-	-	-	-
200-Road and Bridge	**9408**	**TOTAL DEPT BUDGET**	**-**	**$ 328,428**	**$ 366,888**	**$ 324,537**	**$ 445,184**	**$ 484,866**

STAFF INFORMATION

Position Budget	FTE	Headcount
708,379	**15.00**	**15**

FINANCIAL INFORMATION

			FY 2021		FY 2022		FY 2023	FY 2024
FUND	DEPARTMENT	SUMMARY LEVEL	Adopted	Actual	Adopted	Actual	Adopted	Adopted
200-Road and Bridge	9407	TOTAL SALARIES	-	$ 583,117	$ 714,032	$ 660,169	$ 721,963	$ 738,379
		TOTAL BENEFITS	-	$ 273,480	$ 379,403	$ 323,860	$ 406,404	$ 419,364
		TOTAL OPERATIONS	-	$ 135,913	$ 99,000	$ 127,946	$ 103,000	$ 103,000
		TOTAL CAPITAL	-	$ 283,315	-	$ 6,507	-	-
200-Road and Bridge	**9407**	**TOTAL DEPT BUDGET**	**-**	**$ 1,275,825**	**$ 1,192,436**	**$ 1,118,482**	**$ 1,231,367**	**$ 1,260,742**

FINANCIAL INFORMATION

			FY 2021		FY 2022		FY 2023	FY 2024
FUND	DEPARTMENT	SUMMARY LEVEL	Adopted	Actual	Adopted	Actual	Adopted	Adopted
200-Road and Bridge	9409	TOTAL SALARIES	-	$ 10,429	-	-	-	-
		TOTAL BENEFITS	-	$ 3,647	-	-	-	-
		TOTAL OPERATIONS	-	$ 41,227	$ 62,000	$ 72,893	$ 70,800	$ 70,800
		TOTAL CAPITAL	-	-	-	-	-	-
200-Road and Bridge	**9409**	**TOTAL DEPT BUDGET**	**-**	**$ 55,302**	**$ 62,000**	**$ 72,893**	**$ 70,800**	**$ 70,800**

Commissioner Pct. 4 Operations Deputy OD0004

Commissioner Pct 4 Operations Deputy

1 Operation Deputy is deputized under Constable Pct 4 but is assigned to assist with weights and measures enforcement and law enforcement response as needed.

STAFF INFORMATION

Position Budget	FTE	Headcount
187,124,983	**3,140.35**	**3,303**

FINANCIAL INFORMATION

			FY 2021		FY 2022		FY 2023	FY 2024
FUND	DEPARTMENT	SUMMARY LEVEL	Adopted	Actual	Adopted	Actual	Adopted	Adopted
200-Road and Bridge	Total Department	TOTAL SALARIES	-	-	-	-	$ 61,984	$ 71,476
		TOTAL BENEFITS	-	-	-	-	$ 28,808	$ 32,450
		TOTAL OPERATIONS	-	-	-	-	-	-
		TOTAL CAPITAL	-	-	-	-	-	-
200-Road and Bridge	**Total Department**	**TOTAL DEPT BUDGET**	**-**	**-**	**-**	**-**	**$ 90,792**	**$ 103,926**

Mission Statement: The mission of the Montgomery County Engineering Department is to provide engineering services, i.e.: advice as needed. Also to ensure quality development in the county by requiring adherence to minimum standards and fostering relationships with the engineering and development communities.

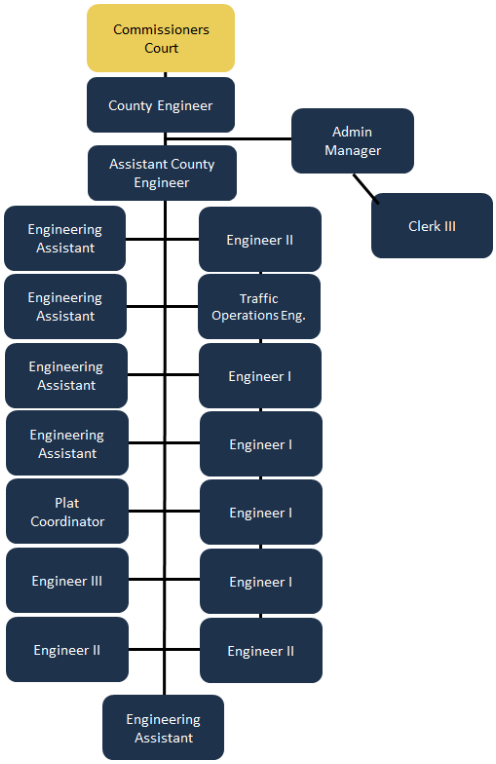

Major Changes in FY2024: 2.5% cost of living adjustment was added to all positions. In addition County Engineer added two additional positions- Clerk III and Engineering Assistant/Inspector to assist with plats and growth within County development.

STAFF INFORMATION

Position Budget	FTE	Headcount
1,744,792	**19.00**	**19**

FINANCIAL INFORMATION

			FY 2021		FY 2022		FY 2023	FY 2024
FUND	DEPARTMENT	SUMMARY LEVEL	Adopted	Actual	Adopted	Actual	Adopted	Adopted
200-Road and Bridge	9500	TOTAL SALARIES	$ 1,390,353	$ 1,391,598	$ 1,459,556	$ 1,424,442	$ 1,822,791	$ 1,951,354
		TOTAL BENEFITS	$ 481,502	$ 479,052	$ 527,912	$ 500,637	$ 675,170	$ 769,037
		TOTAL OPERATIONS	$ 44,197	$ 14,586	$ 45,512	$ 14,806	$ 47,341	$ 50,228
		TOTAL CAPITAL	-	-	-	-	-	$ 45,000
200-Road and Bridge	**9500**	**TOTAL DEPT BUDGET**	**$ 1,916,053**	**$ 1,885,236**	**$ 2,032,979**	**$ 1,939,884**	**$ 2,545,301**	**$ 2,815,618**

Income Statement

CS32-MCTRA Payroll Services

Total Department	FY 2021		FY 2022		FY 2023	FY 2024
	Amended	Actual	Adopted	Actual	Adopted	Adopted
710110-salary/regular	-	-	-	-	-	$ 200,963
3_710-salary	**-**	**-**	**-**	**-**	**-**	**$ 200,963**
720100-social security	-	-	-	-	-	$ 15,374
720110-employee insurance	-	-	-	-	-	$ 35,124
720120-retirement	-	-	-	-	-	$ 25,201
720130-workers compensation	-	-	-	-	-	$ 500
720140-state unemployment tax	-	-	-	-	-	$ 414
3_720-benefits	**-**	**-**	**-**	**-**	**-**	**$ 76,612**
3_EXPENDITURES-total expenditures	-	-	-	-	-	$ 277,575
Income Statement	-	-	-	-	-	$ (277,575)

Fund 202-Fund 228
Special Revenue Funds

Income Statement

202-Forfeitures

Total Department	FY 2021		FY 2022		FY 2023	FY 2024
	Adopted	Actual	Adopted	Actual	Adopted	Adopted
440100-interest-bank	-	$ 40,819	-	$ 14,159	-	-
3_440-interest earnings	**-**	**$ 40,819**	**-**	**$ 14,159**	**-**	**-**
460120-forfeitures	$ 1,460,888	$ 390,076	$ 1,237,421	$ 869,623	$ 1,204,132	$ 1,388,038
3_460-fines/forfeitures	**$ 1,460,888**	**$ 390,076**	**$ 1,237,421**	**$ 869,623**	**$ 1,204,132**	**$ 1,388,038**
3_Revenue-Total Revenue	**$ 1,460,888**	**$ 430,895**	**$ 1,237,421**	**$ 883,782**	**$ 1,204,132**	**$ 1,388,038**
710110-salary/regular	$ 38,711	$ 30,590	$ 57,701	$ 5,729	$ 80,000	$ 256,613
710130-salary/overtime	$ 5,000	-	$ 5,000	-	-	-
710150-salary/special pay	-	$ 15,411	-	$ 1,543	-	-
3_710-salary	**$ 43,711**	**$ 46,002**	**$ 62,701**	**$ 7,272**	**$ 80,000**	**$ 256,613**
720100-social security	$ 3,344	$ 4,266	$ 4,586	$ 554	$ 6,120	$ 19,631
720110-employee insurance	$ 12,577	$ 6,630	$ 14,616	$ 1,584	$ 15,833	$ 52,686
720120-retirement	$ 5,363	$ 5,568	$ 7,620	$ 608	$ 10,032	$ 32,179
720130-workers compensation	$ 207	-	-	-	$ 250	$ 1,000
720140-state unemployment tax	-	$ 299	$ 207	$ 1	$ 207	$ 828
3_720-benefits	**$ 21,491**	**$ 16,762**	**$ 27,030**	**$ 2,747**	**$ 32,442**	**$ 106,324**
730100-office supplies	$ 86,000	$ 42,953	$ 130,000	$ 30,919	$ 110,000	$ 110,000
730101-food supplies	$ 5,000	$ 6,946	$ 11,004	$ 8,510	$ 9,004	$ 61,000
730120-book supplements	$ 500	-	$ 500	-	$ 500	$ 500
730140-janitor supplies	-	$ 159	-	-	-	-
730220-replacements	$ 25,000	-	-	$ 677	$ 0	-
730230-marine/air expense	-	-	-	$ 2,240	-	-
730240-fuel-controlled	-	$ 46	-	-	-	-

Income Statement

202-Forfeitures

Total Department	FY 2021		FY 2022		FY 2023	FY 2024
	Adopted	Actual	Adopted	Actual	Adopted	Adopted
730260-vehicle supplies	$ 15,000	$ 2	-	$ 72,819	-	$ 15,000
730270-law enforcement specific supplies	$ 185,236	$ 443,895	$ 319,736	$ 363,803	$ 270,736	$ 270,000
730280-canine expenses	-	$ 11,893	$ 10,000	$ 27,266	$ 10,000	$ 25,000
730300-community awareness supplies	$ 20,000	$ 1,734	$ 5,000	$ 44,060	$ 25,000	$ 30,000
730310-uniforms	$ 16,000	$ 6,089	$ 21,000	$ 5,495	$ 1,000	$ 20,000
730330-it software	-	-	-	$ 1,250	-	-
730340-buy money supply	$ 35,000	$ 13,000	$ 30,000	$ 14,500	$ 25,000	-
730360-armory expense	$ 20,000	-	$ 20,000	$ 6,143	$ 20,000	$ 20,000
730370-periodicals	-	$ 4	-	-	-	-
730380-audio/visual supplies	$ 20,000	-	-	-	-	-
3_730-supplies	**$ 427,736**	**$ 526,721**	**$ 547,240**	**$ 577,682**	**$ 471,240**	**$ 551,500**
740160-special investigation	$ 600	-	$ 600	-	$ 600	$ 600
740100-it hardware maintenance	$ 5,000	-	$ 5,000	-	$ 5,000	$ 5,000
740110-it software maintenance	-	$ 18,075	-	-	-	-
740140-vehicle maintenance-controlled	$ 9,850	$ 25,365	$ 9,850	$ 13,353	$ 9,850	$ 9,000
740220-legal/litigation costs	-	-	-	$ 551	-	$ 20,000
740230-litigation expenses	-	$ 228	-	-	-	-
740420-courier service	-	-	-	$ 325	-	-
740450-service/citations	-	$ 346	-	$ 327	$ 0	$ 1,000
740460-investigator	-	-	-	$ 690	-	$ 15,000
740504-online services	$ 5,000	-	-	$ 4,995	-	-
740510-professional development	$ 45,500	$ 23,362	$ 55,500	$ 31,759	$ 50,000	$ 50,000

Income Statement

202-Forfeitures

Total Department	FY 2021		FY 2022		FY 2023	FY 2024
	Adopted	Actual	Adopted	Actual	Adopted	Adopted
740512-professional services	$ 27,000	$ 119,266	$ 117,000	$ 86,748	$ 100,000	$ 100,000
740530-mobile phone and data	-	$ 760	-	$ 836	$ 0	$ 2,000
740540-travel expense	$ 35,000	$ 25,215	$ 42,500	$ 18,602	$ 40,000	$ 50,000
740570-advertising	-	$ 6,697	-	$ 5,500	$ 0	-
740580-printing	$ 5,000	-	$ 10,000	-	$ 55,000	$ 55,000
740640-contract services	$ 256,500	$ 21,347	$ 270,000	$ 9,957	$ 270,000	$ 35,000
740656-rent and leases	-	$ 7,539	$ 25,000	-	$ 25,000	$ 50,000
740660-equipment rental	$ 20,000	$ 1,100	-	$ 550	-	-
740680-membership/association dues	$ 28,500	$ 41,085	$ 20,000	$ 78,550	$ 20,000	$ 26,000
740690-court cost	$ 5,000	-	$ 5,000	-	$ 5,000	$ 5,000
740694-food service	-	-	-	$ 1,985	-	-
740750-remodel	$ 100,000	-	-	$ 15,072	-	$ 50,000
3_740-services	**$ 542,950**	**$ 290,385**	**$ 560,450**	**$ 269,799**	**$ 580,450**	**$ 473,600**
750300-capital outlay-building	-	$ 113,838	-	-	-	-
750400-capital outlay-furniture fixtures and equipment	$ 20,000	-	-	-	-	-
750600-capital outlay-vehicles	$ 75,000	$ 150,283	$ 40,000	-	$ 40,000	-
3_750-capital outlay	**$ 95,000**	**$ 264,121**	**$ 40,000**	**-**	**$ 40,000**	**-**
3_EXPENDITURES-total expenditures	**$ 1,130,888**	**$ 1,143,990**	**$ 1,237,421**	**$ 857,500**	**$ 1,204,132**	**$ 1,388,038**
Income Statement	**$ 330,000**	**$ (713,095)**	**$ 0**	**$ 26,283**	**$ 0**	**$ 0**

Income Statement
Total Department

203-Jail Commissary

Total Department	FY 2021		FY 2022		FY 2023	FY 2024
	Adopted	Actual	Adopted	Actual	Adopted	Adopted
430220-commissary sales	$ 1,603,746	$ 2,736,810	$ 1,920,931	$ 2,049,070	$ 2,638,936	$ 3,677,953
3_430-total fees and charges for service	**$ 1,603,746**	**$ 2,736,810**	**$ 1,920,931**	**$ 2,049,070**	**$ 2,638,936**	**$ 3,677,953**
440100-interest-bank	-	$ 5,978	-	$ 24,188	-	-
3_440-interest earnings	**-**	**$ 5,978**	**-**	**$ 24,188**	**-**	**-**
3_Revenue-Total Revenue	**$ 1,603,746**	**$ 2,742,788**	**$ 1,920,931**	**$ 2,073,258**	**$ 2,638,936**	**$ 3,677,953**
710110-salary/regular	$ 161,682	$ 168,533	$ 214,576	$ 220,851	$ 227,934	$ 426,813
710130-salary/overtime	-	$ 4,333	$ 5,000	$ 692	-	-
710150-salary/special pay	-	$ 567	$ 1,000	$ 303	-	-
3_710-salary	**$ 161,682**	**$ 173,432**	**$ 220,576**	**$ 221,846**	**$ 227,934**	**$ 426,813**
720100-social security	$ 12,369	$ 12,681	$ 16,874	$ 16,551	$ 17,446	$ 32,651
720110-employee insurance	$ 50,308	$ 42,738	$ 58,464	$ 55,426	$ 79,170	$ 87,810
720120-retirement	$ 19,838	$ 21,240	$ 27,065	$ 27,712	$ 28,568	$ 53,522
720130-workers compensation	-	$ 1,194	-	-	$ 1,240	$ 2,000
720140-state unemployment tax	$ 1,035	$ 1,362	$ 828	$ 47	$ 1,040	$ 1,656
3_720-benefits	**$ 83,550**	**$ 79,215**	**$ 103,231**	**$ 99,737**	**$ 127,464**	**$ 177,640**
730100-office supplies	-	$ 274	-	-	$ 0	$ 0
730101-food supplies	-	$ 3,071	-	$ 30	$ 200	$ 1,000
730110-postage	-	-	-	$ 226	$ 0	$ 500
730120-book supplements	$ 4,000	$ 9,070	$ 7,000	$ 2,143	$ 7,000	$ 5,000
730140-janitor supplies	$ 74,600	$ 81,629	$ 74,600	$ 82,307	$ 100,000	$ 100,000
730150-inmate supplies	$ 261,150	$ 307,622	$ 283,500	$ 345,520	$ 375,000	$ 400,000
730220-replacements	$ 64,000	$ 623,565	$ 250,000	$ 133,526	$ 250,000	$ 150,000

Income Statement
Total Department

203-Jail Commissary

Total Department	FY 2021		FY 2022		FY 2023	FY 2024
	Adopted	Actual	Adopted	Actual	Adopted	Adopted
730260-vehicle supplies	$ 1,500	$ 711	$ 1,500	-	$ 1,500	$ 75,000
730320-it hardware	$ 1,000	$ 24,181	$ 1,000	$ 1,926	$ 1,000	$ 0
730330-it software	-	$ 8,657	-	$ 61,350	$ 50,000	$ 0
730332-telephone-repairs/replacement-controlled	-	$ 750	-	-	$ 0	$ 0
730370-periodicals	$ 36,218	$ 35,522	$ 36,218	$ 36,213	$ 36,218	$ 36,000
730380-audio/visual supplies	$ 37,250	$ 6,148	$ 37,250	$ 11,070	$ 25,000	$ 25,000
3_730-supplies	**$ 479,718**	**$ 1,101,198**	**$ 691,068**	**$ 674,309**	**$ 845,918**	**$ 792,500**
740110-it software maintenance	$ 1,620	-	$ 1,620	$ 1,620	$ 1,620	$ 0
740140-vehicle maintenance-controlled	$ 20,000	$ 8,937	$ 20,000	-	$ 20,000	$ 5,000
740504-online services	$ 21,996	$ 24,233	$ 22,256	$ 22,152	$ 25,000	$ 30,000
740512-professional services	$ 852,400	$ 856,973	$ 852,400	$ 946,002	$ 1,250,000	$ 2,000,000
740524-professional services-interpreter	$ 1,000	-	$ 1,000	-	$ 1,000	$ 1,000
740640-contract services	$ 8,780	$ 8,542	$ 8,780	$ 17,875	$ 20,000	$ 20,000
740750-remodel	-	$ 132,524	-	-	$ 0	$ 0
3_740-services	**$ 905,796**	**$ 1,031,209**	**$ 906,056**	**$ 987,649**	**$ 1,317,620**	**$ 2,056,000**
750400-capital outlay-furniture fixtures and equipment	-	$ 163,737	-	-	$ 120,000	$ 100,000
750600-capital outlay-vehicles	-	-	-	-	-	$ 125,000
3_750-capital outlay	**-**	**$ 163,737**	**-**	**-**	**$ 120,000**	**$ 225,000**
3_EXPENDITURES-total expenditures	**$ 1,630,746**	**$ 2,548,792**	**$ 1,920,931**	**$ 1,983,541**	**$ 2,638,936**	**$ 3,677,953**
Income Statement	**$ (27,000)**	**$ 193,996**	**$ 0**	**$ 89,717**	**$ 0**	**$ 0**

Income Statement
Total Department
204-Law Library Fund

Total Department	FY 2021		FY 2022		FY 2023	FY 2024
	Amended	Actual	Adopted	Actual	Adopted	Adopted
430110-county clerk fees	-	$ 66,552	$ 65,978	$ 74,247	$ 70,000	$ 79,953
430132-district clerk fees	-	$ 288,680	$ 300,566	$ 272,746	$ 328,413	$ 344,668
3_430-total fees and charges for service	**-**	**$ 355,232**	**$ 366,544**	**$ 346,993**	**$ 398,413**	**$ 424,621**
440100-interest-bank	-	$ 1,300	-	$ 6,529	-	-
440120-investment earnings	-	$ 762	-	-	-	-
3_440-interest earnings	**-**	**$ 2,062**	**-**	**$ 6,529**	**-**	**-**
450320-miscellaneous revenue	-	$ 8,095	-	$ 7,677	-	-
3_450-miscellaneous	**-**	**$ 8,095**	**-**	**$ 7,677**	**-**	**-**
3_Revenue-Total Revenue	-	$ 365,389	$ 366,544	$ 361,199	$ 398,413	$ 424,621
710110-salary/regular	-	$ 138,310	$ 138,853	$ 144,080	$ 163,234	$ 179,646
3_710-salary	**-**	**$ 138,310**	**$ 138,853**	**$ 144,080**	**$ 163,234**	**$ 179,646**
720100-social security	-	$ 10,227	$ 10,622	$ 10,646	$ 12,712	$ 13,743
720110-employee insurance	-	$ 24,886	$ 29,232	$ 28,153	$ 31,668	$ 35,124
720120-retirement	-	$ 16,971	$ 17,037	$ 17,976	$ 20,826	$ 22,528
720130-workers compensation	-	-	-	-	$ 992	$ 1,000
720140-state unemployment tax	-	$ 1,031	$ 621	$ 31	$ 832	$ 828
3_720-benefits	**-**	**$ 53,114**	**$ 57,512**	**$ 56,805**	**$ 67,030**	**$ 73,223**
730100-office supplies	-	$ 1,961	$ 7,500	$ 1,730	$ 7,500	$ 5,500
730120-book supplements	-	$ 10,214	$ 27,799	$ 10,480	$ 29,799	$ 31,253
3_730-supplies	**-**	**$ 12,175**	**$ 35,299**	**$ 12,210**	**$ 37,299**	**$ 36,753**
740260-interest on credit cards	-	$ 2	-	-	-	-
740504-online services	-	$ 70,037	$ 64,100	$ 53,699	$ 64,100	$ 68,000
740510-professional development	-	$ 740	$ 750	$ 545	$ 750	$ 750
740530-mobile phone and data	-	-	$ 3,530	-	$ 0	-
740540-travel expense	-	$ 824	$ 500	-	$ 500	$ 500
740580-printing	-	$ 137	$ 500	$ 1,007	$ 500	$ 750
740660-equipment rental	-	$ 5,092	$ 5,000	$ 4,777	$ 5,000	$ 5,000
740680-membership/association dues	-	-	$ 500	-	$ 0	-
3_740-services	**-**	**$ 76,832**	**$ 74,880**	**$ 60,028**	**$ 70,850**	**$ 75,000**
750700-capital outlay-books	-	$ 40,195	$ 60,000	$ 61,445	$ 60,000	$ 60,000
3_750-capital outlay	**-**	**$ 40,195**	**$ 60,000**	**$ 61,445**	**$ 60,000**	**$ 60,000**
3_EXPENDITURES-total expenditures	-	$ 320,627	$ 366,544	$ 334,569	$ 398,413	$ 424,621
Income Statement	**-**	**$ 44,762**	**$ 0**	**$ 26,630**	**$ 0**	**$ 0**

Income Statement
Total Department
205-Pre-Trial Diversion Fund

Total Department	FY 2021		FY 2022		FY 2023	FY 2024
	Amended	Actual	Adopted	Actual	Adopted	Adopted
430146-pretrial diversion fees	-	$ 20,200	$ 55,160	$ 24,300	$ 58,675	$ 37,625
3_430-total fees and charges for service	**-**	**$ 20,200**	**$ 55,160**	**$ 24,300**	**$ 58,675**	**$ 37,625**
3_Revenue-Total Revenue	-	$ 20,200	$ 55,160	$ 24,300	$ 58,675	$ 37,625
710110-salary/regular	-	$ 19,689	$ 29,467	$ 17,870	$ 30,724	$ 30,924
3_710-salary	**-**	**$ 19,689**	**$ 29,467**	**$ 17,870**	**$ 30,724**	**$ 30,924**
720100-social security	-	$ 1,556	$ 2,254	$ 1,367	$ 2,351	$ 2,366
720110-employee insurance	-	$ 800	$ 14,616	-	$ 15,833	-
720120-retirement	-	$ 2,514	$ 3,616	$ 2,223	$ 3,853	$ 3,878
720130-workers compensation	-	-	-	-	$ 500	$ 250
720140-state unemployment tax	-	$ 330	$ 207	$ 39	$ 414	$ 207
3_720-benefits	**-**	**$ 5,200**	**$ 20,693**	**$ 3,628**	**$ 22,951**	**$ 6,701**
730100-office supplies	-	-	$ 1,500	-	$ 1,500	-
3_730-supplies	**-**	**-**	**$ 1,500**	**-**	**$ 1,500**	**-**
740510-professional development	-	-	$ 350	-	$ 350	-
740540-travel expense	-	-	$ 650	-	$ 650	-
740660-equipment rental	-	$ 2,225	$ 2,500	$ 2,225	$ 2,500	-
3_740-services	**-**	**$ 2,225**	**$ 3,500**	**$ 2,225**	**$ 3,500**	**-**
3_EXPENDITURES-total expenditures	-	$ 27,114	$ 55,160	$ 23,722	$ 58,675	$ 37,625
Income Statement	-	$ (6,914)	$ 0	$ 578	$ 0	$ 0

Income Statement
Total Department
206-County Clerk Records Management Fund

Total Department	FY 2021		FY 2022		FY 2023	FY 2024
	Amended	Actual	Adopted	Actual	Adopted	Adopted
430100-county records management fees	-	$ 1,012,323	-	$ 975,654	$ 636,539	$ 1,256,226
430110-county clerk fees	-	-	$ 634,456	-	-	-
3_430-total fees and charges for service	**-**	**$ 1,012,323**	**$ 634,456**	**$ 975,654**	**$ 636,539**	**$ 1,256,226**
440120-investment earnings	-	$ 3,241	-	$ 23,978	-	-
3_440-interest earnings	**-**	**$ 3,241**	**-**	**$ 23,978**	**-**	**-**
3_Revenue-Total Revenue	**-**	**$ 1,015,564**	**$ 634,456**	**$ 999,632**	**$ 636,539**	**$ 1,256,226**
710110-salary/regular	-	$ 228,256	$ 327,501	$ 231,984	$ 329,212	$ 677,409
710130-salary/overtime	-	$ 461	$ 500	-	-	-
3_710-salary	**-**	**$ 228,717**	**$ 328,001**	**$ 231,984**	**$ 329,212**	**$ 677,409**
720100-social security	-	$ 17,660	$ 25,092	$ 17,460	$ 25,474	$ 51,822
720110-employee insurance	-	$ 49,771	$ 65,772	$ 56,305	$ 63,336	$ 175,620
720120-retirement	-	$ 28,682	$ 40,246	$ 29,052	$ 41,740	$ 84,947
720130-workers compensation	-	-	-	-	$ 1,736	$ 3,250
720140-state unemployment tax	-	$ 2,294	$ 1,760	$ 126	$ 1,456	$ 2,691
3_720-benefits	**-**	**$ 98,406**	**$ 132,869**	**$ 102,943**	**$ 133,742**	**$ 318,330**
730100-office supplies	-	$ 8,418	$ 12,400	$ 20,522	$ 12,400	$ 14,600
730320-it hardware	-	-	-	-	-	$ 33,582
3_730-supplies	**-**	**$ 8,418**	**$ 12,400**	**$ 20,522**	**$ 12,400**	**$ 48,182**
740110-it software maintenance	-	$ 16,141	$ 99,530	$ 100,734	$ 99,530	$ 108,470
740504-online services	-	$ 705	$ 700	$ 627	$ 700	$ 700
740510-professional development	-	$ 325	$ 1,060	$ 775	$ 1,060	$ 17,154
740512-professional services	-	$ 72,523	$ 38,000	$ 56,979	$ 38,000	$ 43,000
740530-mobile phone and data	-	$ 912	$ 1,000	$ 988	$ 1,000	$ 1,824
740540-travel expense	-	$ 146	$ 3,895	$ 2,962	$ 3,895	$ 23,462
740640-contract services	-	$ 18	-	-	-	-
740656-rent and leases	-	$ 12,315	$ 17,000	$ 13,476	$ 17,000	$ 17,000
740680-membership/association dues	-	$ 50	-	$ 50	-	$ 695
3_740-services	**-**	**$ 103,135**	**$ 161,185**	**$ 176,592**	**$ 161,185**	**$ 212,304**
750300-capital outlay-building	-	$ 3,270,331	-	$ 333,228	-	-
750800-major projects	-	$ 3,431	-	-	-	-
3_750-capital outlay	**-**	**$ 3,273,762**	**-**	**$ 333,228**	**-**	**-**
3_EXPENDITURES-total expenditures	**-**	**$ 3,712,439**	**$ 634,456**	**$ 865,269**	**$ 636,539**	**$ 1,256,226**
Income Statement	**-**	**$ (2,696,875)**	**$ 0**	**$ 134,363**	**$ 0**	**$ 0**

Income Statement
Total Department
207-Records Management County Fund

Total Department	FY 2021		FY 2022		FY 2023	FY 2024
	Amended	Actual	Adopted	Actual	Adopted	Adopted
430100-county records management fees	-	$ 13,463	$ 77,402	$ 4,939	$ 77,000	$ 65,000
430110-county clerk fees	-	$ 67,821	-	$ 26,212	-	-
3_430-total fees and charges for service	**-**	**$ 81,284**	**$ 77,402**	**$ 31,150**	**$ 77,000**	**$ 65,000**
470100-transfers in	-	$ 560,788	-	-	-	-
3_470-total transfers in	**-**	**$ 560,788**	**-**	**-**	**-**	**-**
3_Revenue-Total Revenue	**-**	**$ 642,072**	**$ 77,402**	**$ 31,150**	**$ 77,000**	**$ 65,000**
710110-salary/regular	-	$ 418,957	$ 41,933	-	-	-
710130-salary/overtime	-	$ 1,288	-	-	-	-
710150-salary/special pay	-	$ 450	-	-	-	-
3_710-salary	**-**	**$ 420,695**	**$ 41,933**	**-**	**-**	**-**
720100-social security	-	$ 31,647	$ 3,208	-	-	-
720110-employee insurance	-	$ 132,288	$ 14,616	-	-	-
720120-retirement	-	$ 51,623	$ 5,145	-	-	-
720140-state unemployment tax	-	$ 3,918	-	-	-	-
3_720-benefits	**-**	**$ 219,476**	**$ 22,969**	**-**	**-**	**-**
730100-office supplies	-	$ 4,268	-	-	-	-
3_730-supplies	**-**	**$ 4,268**	**-**	**-**	**-**	**-**
740512-professional services	-	-	$ 12,500	-	$ 77,000	$ 65,000
740530-mobile phone and data	-	$ 1,120	-	-	-	-
740640-contract services	-	$ 29,968	-	-	-	-
740660-equipment rental	-	$ 2,521	-	-	-	-
3_740-services	**-**	**$ 33,609**	**$ 12,500**	**-**	**$ 77,000**	**$ 65,000**
3_EXPENDITURES-total expenditures	**-**	**$ 678,048**	**$ 77,402**	**-**	**$ 77,000**	**$ 65,000**
Income Statement	**-**	**$ (35,976)**	**$ 0**	**$ 31,150**	**$ 0**	**$ 0**

Income Statement
Total Department
208-Records Management District Clerk

Total Department	FY 2021		FY 2022		FY 2023	FY 2024
	Amended	Actual	Adopted	Actual	Adopted	Adopted
430132-district clerk fees	-	$ 68,984	$ 104,740	$ 231,375	$ 106,268	$ 109,745
3_430-total fees and charges for service	**-**	**$ 68,984**	**$ 104,740**	**$ 231,375**	**$ 106,268**	**$ 109,745**
440120-investment earnings	-	$ 154	-	$ 1,137	-	-
3_440-interest earnings	**-**	**$ 154**	**-**	**$ 1,137**	**-**	**-**
3_Revenue-Total Revenue	**-**	**$ 69,138**	**$ 104,740**	**$ 232,512**	**$ 106,268**	**$ 109,745**
710110-salary/regular	-	-	$ 20,458	-	$ 21,480	$ 24,368
3_710-salary	**-**	**-**	**$ 20,458**	**-**	**$ 21,480**	**$ 24,368**
720100-social security	-	-	$ 1,565	-	$ 1,640	$ 1,864
720120-retirement	-	-	$ 2,510	-	$ 2,692	$ 3,056
720130-workers compensation	-	-	-	-	$ 248	$ 250
720140-state unemployment tax	-	-	$ 207	-	$ 208	$ 207
3_720-benefits	**-**	**-**	**$ 4,282**	**-**	**$ 4,788**	**$ 5,377**
730100-office supplies	-	$ 2,216	$ 30,000	$ 4,264	$ 30,000	$ 30,000
3_730-supplies	**-**	**$ 2,216**	**$ 30,000**	**$ 4,264**	**$ 30,000**	**$ 30,000**
740512-professional services	-	-	$ 50,000	-	$ 40,000	$ 40,000
740570-advertising	-	$ 36	-	-	-	-
740640-contract services	-	$ 1,894	-	$ 1,718	$ 10,000	$ 10,000
3_740-services	**-**	**$ 1,930**	**$ 50,000**	**$ 1,718**	**$ 50,000**	**$ 50,000**
3_EXPENDITURES-total expenditures	**-**	**$ 4,146**	**$ 104,740**	**$ 5,982**	**$ 106,268**	**$ 109,745**
Income Statement	**-**	**$ 64,993**	**$ 0**	**$ 226,530**	**$ 0**	**$ 0**

Income Statement
Total Department
209-District Clerk Record Preservation Fund

Total Department	FY 2021		FY 2022		FY 2023	FY 2024
	Amended	Actual	Adopted	Actual	Adopted	Adopted
430132-district clerk fees	-	$ 98,592	$ 60,000	$ 25,520	$ 60,000	$ 60,000
3_430-total fees and charges for service	**-**	**$ 98,592**	**$ 60,000**	**$ 25,520**	**$ 60,000**	**$ 60,000**
440120-investment earnings	-	$ 93	-	$ 691	-	-
3_440-interest earnings	**-**	**$ 93**	**-**	**$ 691**	**-**	**-**
3_Revenue-Total Revenue	-	$ 98,685	$ 60,000	$ 26,211	$ 60,000	$ 60,000
730100-office supplies	-	$ 2,308	-	-	-	-
3_730-supplies	**-**	**$ 2,308**	**-**	**-**	**-**	**-**
740512-professional services	-	-	$ 60,000	-	$ 60,000	$ 60,000
740640-contract services	-	$ 46,519	-	-	-	-
3_740-services	**-**	**$ 46,519**	**$ 60,000**	**-**	**$ 60,000**	**$ 60,000**
3_EXPENDITURES-total expenditures	-	$ 48,827	$ 60,000	-	$ 60,000	$ 60,000
Income Statement	-	$ 49,859	$ 0	$ 26,211	$ 0	$ 0

Income Statement
211- Court Technology County and District Fund

Total Department	FY 2021		FY 2022		FY 2023	FY 2024
	Amended	Actual	Adopted	Actual	Adopted	Adopted
430110-county clerk fees	-	$ 9,095	$ 19,500	$ 11,540	$ 32,500	$ 15,500
430132-district clerk fees	-	$ 5,410	$ 13,000	$ 5,083	-	$ 8,500
3_430-total fees and charges for service	**-**	**$ 14,505**	**$ 32,500**	**$ 16,623**	**$ 32,500**	**$ 24,000**
3_Revenue-Total Revenue	-	$ 14,505	$ 32,500	$ 16,623	$ 32,500	$ 24,000
730100-office supplies	-	$ 6,014	$ 23,500	$ 11,444	$ 23,500	-
730320-it hardware	-	-	-	$ 1,323	-	$ 15,000
730380-audio/visual supplies	-	$ 2,862	-	$ 7,426	$ 0	-
3_730-supplies	**-**	**$ 8,876**	**$ 23,500**	**$ 20,193**	**$ 23,500**	**$ 15,000**
740530-mobile phone and data	-	$ 1,915	$ 9,000	$ 2,766	$ 9,000	$ 9,000
740640-contract services	-	-	-	$ 15	-	-
740660-equipment rental	-	$ 816	-	-	$ 0	-
3_740-services	**-**	**$ 2,732**	**$ 9,000**	**$ 2,781**	**$ 9,000**	**$ 9,000**
3_EXPENDITURES-total expenditures	-	$ 11,607	$ 32,500	$ 22,973	$ 32,500	$ 24,000
Income Statement	**-**	**$ 2,898**	**$ 0**	**$ (6,350)**	**$ 0**	**$ 0**

Income Statement
213- Court Reporter Fund

Total Department	FY 2021		FY 2022		FY 2023	FY 2024
	Amended	Actual	Adopted	Actual	Adopted	Adopted
430168-stenographer fees	-	$ 162,858	$ 230,132	$ 234,228	$ 171,900	$ 296,758
3_430-total fees and charges for service	**-**	**$ 162,858**	**$ 230,132**	**$ 234,228**	**$ 171,900**	**$ 296,758**
3_Revenue-Total Revenue	-	$ 162,858	$ 230,132	$ 234,228	$ 171,900	$ 296,758
710110-salary/regular	-	$ 127,500	$ 85,000	$ 85,000	-	$ 106,909
3_710-salary	**-**	**$ 127,500**	**$ 85,000**	**$ 85,000**	**-**	**$ 106,909**
720100-social security	-	$ 9,754	$ 6,503	$ 6,503	-	$ 8,179
720110-employee insurance	-	-	-	-	-	$ 17,562
720120-retirement	-	$ 15,644	$ 10,430	$ 10,659	-	$ 13,406
720130-workers compensation	-	-	-	-	-	$ 250
720140-state unemployment tax	-	-	-	-	-	$ 207
3_720-benefits	**-**	**$ 25,398**	**$ 16,932**	**$ 17,162**	**-**	**$ 39,604**
730100-office supplies	-	$ 1,923	$ 36,400	$ 4,314	$ 36,400	$ 5,000
730320-it hardware	-	-	-	-	-	$ 10,970
730330-it software	-	$ 599	-	$ 3,140	$ 0	$ 775
3_730-supplies	**-**	**$ 2,522**	**$ 36,400**	**$ 7,454**	**$ 36,400**	**$ 16,745**
740110-it software maintenance	-	-	-	-	$ 20,000	$ 10,000
740484-court reporter transcript	-	$ 2,028	$ 40,000	$ 2,391	$ 40,000	$ 10,000
740510-professional development	-	$ 4,233	$ 6,400	$ 4,853	$ 8,500	$ 8,500
740512-professional services	-	$ 49,768	$ 29,400	$ 61,151	$ 50,000	$ 100,000
740540-travel expense	-	$ 7,452	$ 16,000	$ 7,938	$ 17,000	$ 5,000
740640-contract services	-	-	-	$ 1,050	-	-
3_740-services	**-**	**$ 63,481**	**$ 91,800**	**$ 77,383**	**$ 135,500**	**$ 133,500**
3_EXPENDITURES-total expenditures	-	$ 218,901	$ 230,132	$ 186,998	$ 171,900	$ 296,758
Income Statement	**-**	**$ (56,043)**	**$ 0**	**$ 47,230**	**$ 0**	**$ 0**

Income Statement
214- Courthouse Security Fund

Total Department	FY 2021		FY 2022		FY 2023	FY 2024
	Amended	Actual	Adopted	Actual	Adopted	Adopted
430102-county/district court fees	-	$ 273,408	$ 275,000	$ 376,157	$ 275,000	$ 382,305
3_430-total fees and charges for service	**-**	**$ 273,408**	**$ 275,000**	**$ 376,157**	**$ 275,000**	**$ 382,305**
3_Revenue-Total Revenue	-	$ 273,408	$ 275,000	$ 376,157	$ 275,000	$ 382,305
710110-salary/regular	-	$ 0	-	-	-	$ 248,169
3_710-salary	**-**	**$ 0**	**-**	**-**	**-**	**$ 248,169**
720100-social security	-	$ 0	-	-	-	$ 18,985
720110-employee insurance	-	$ 0	-	-	-	$ 52,686
720120-retirement	-	$ 0	-	-	-	$ 31,120
720130-workers compensation	-	-	-	-	-	$ 750
720140-state unemployment tax	-	$ 0	-	-	-	$ 621
3_720-benefits	**-**	**$ 0**	**-**	**-**	**-**	**$ 104,162**
740512-professional services	-	-	$ 275,000	$ 290,601	$ 275,000	$ 15,000
740530-mobile phone and data	-	$ 14,181	-	$ 13,951	-	$ 14,973
740640-contract services	-	$ 314,913	-	-	-	-
740660-equipment rental	-	$ 1,490	-	-	-	-
3_740-services	**-**	**$ 330,583**	**$ 275,000**	**$ 304,552**	**$ 275,000**	**$ 29,973**
3_EXPENDITURES-total expenditures	-	$ 330,583	$ 275,000	$ 304,552	$ 275,000	$ 382,305
Income Statement	-	$ (57,176)	$ 0	$ 71,605	$ 0	$ 0

Income Statement
215-Justice
Courthouse Security

Total Department	FY 2021		FY 2022		FY 2023	FY 2024
	Adopted	Actual	Adopted	Actual	Adopted	Adopted
430102-county/district court fees	-	$ 112,333	$ 106,030	$ 104,379	-	-
430134-justice of the peace fees	-	$ 28,498	-	$ 25,523	$ 112,880	$ 368,751
3_430-total fees and charges for service	**-**	**$ 140,832**	**$ 106,030**	**$ 129,902**	**$ 112,880**	**$ 368,751**
3_Revenue-Total Revenue	-	$ 140,832	$ 106,030	$ 129,902	$ 112,880	$ 368,751
710110-salary/regular	-	-	$ 76,057	$ 70,044	$ 80,366	$ 261,830
3_710-salary	**-**	**-**	**$ 76,057**	**$ 70,044**	**$ 80,366**	**$ 261,830**
720100-social security	-	-	$ 5,818	$ 5,357	$ 6,148	$ 20,030
720110-employee insurance	-	-	$ 14,616	$ 11,986	$ 15,834	$ 52,686
720120-retirement	-	-	$ 9,332	$ 8,750	$ 10,076	$ 32,834
720130-workers compensation	-	-	-	-	$ 248	$ 750
720140-state unemployment tax	-	-	$ 207	$ 11	$ 208	$ 621
3_720-benefits	**-**	**-**	**$ 29,974**	**$ 26,104**	**$ 32,514**	**$ 106,921**
3_EXPENDITURES-total expenditures	-	-	$ 106,030	$ 96,148	$ 112,880	$ 368,751
Income Statement	-	$ 140,832	$ 0	$ 33,754	$ 0	$ 0

Income Statement
216- JP Technology Fund

Total Department	FY 2021		FY 2022		FY 2023	FY 2024
	Amended	Actual	Adopted	Actual	Adopted	Adopted
430134-justice of the peace fees	-	$ 118,450	$ 65,204	$ 106,074	$ 96,885	$ 174,073
3_430-total fees and charges for service	**-**	**$ 118,450**	**$ 65,204**	**$ 106,074**	**$ 96,885**	**$ 174,073**
3_Revenue-Total Revenue	-	$ 118,450	$ 65,204	$ 106,074	$ 96,885	$ 174,073
730100-office supplies	-	$ 30,127	$ 28,400	$ 86,675	$ 28,400	$ 28,799
730320-it hardware	-	$ 46,610	-	$ 23,954	-	-
730380-audio/visual supplies	-	-	-	$ 68,920	-	-
3_730-supplies	**-**	**$ 76,737**	**$ 28,400**	**$ 179,549**	**$ 28,400**	**$ 28,799**
740100-it hardware maintenance	-	$ 1,600	-	-	-	-
740110-it software maintenance	-	$ 34,462	$ 31,500	$ 9,906	$ 31,500	$ 133,375
740510-professional development	-	$ 150	-	$ 6,725	-	-
740512-professional services	-	$ 143,069	-	$ 667	$ 31,681	-
740530-mobile phone and data	-	$ 4,871	$ 5,304	$ 4,172	$ 5,304	$ 6,898
740540-travel expense	-	-	-	$ 7,864	-	-
740640-contract services	-	$ 2,923	-	$ 2,952	-	$ 5,000
3_740-services	**-**	**$ 187,075**	**$ 36,804**	**$ 32,285**	**$ 68,485**	**$ 145,273**
3_EXPENDITURES-total expenditures	-	$ 263,811	$ 65,204	$ 211,834	$ 96,885	$ 174,073
Income Statement	-	$ (145,361)	$ 0	$ (105,761)	$ 0	$ 0

Income Statement
218- Vital Records Preservation Fund

Total Department	FY 2021		FY 2022		FY 2023	FY 2024
	Amended	Actual	Adopted	Actual	Adopted	Adopted
430110-county clerk fees	-	$ 26,749	$ 17,100	$ 27,483	$ 17,100	$ 17,100
3_430-total fees and charges for service	**-**	**$ 26,749**	**$ 17,100**	**$ 27,483**	**$ 17,100**	**$ 17,100**
3_Revenue-Total Revenue	**-**	**$ 26,749**	**$ 17,100**	**$ 27,483**	**$ 17,100**	**$ 17,100**
730100-office supplies	-	$ 1,650	$ 3,500	$ 2,457	$ 3,500	$ 3,500
730170-birth certificates	-	-	$ 11,000	$ 7,939	$ 11,000	$ 11,000
730210-data processing supplies	-	$ 7,100	-	-	-	-
3_730-supplies	**-**	**$ 8,750**	**$ 14,500**	**$ 10,396**	**$ 14,500**	**$ 14,500**
740510-professional development	-	-	$ 1,000	-	$ 1,000	$ 1,000
740512-professional services	-	$ 391	-	$ 78	-	-
740540-travel expense	-	-	$ 1,600	-	$ 1,600	$ 1,600
3_740-services	**-**	**$ 391**	**$ 2,600**	**$ 78**	**$ 2,600**	**$ 2,600**
3_EXPENDITURES-total expenditures	**-**	**$ 9,141**	**$ 17,100**	**$ 10,474**	**$ 17,100**	**$ 17,100**
Income Statement	**-**	**$ 17,608**	**$ 0**	**$ 17,009**	**$ 0**	**$ 0**

Income Statement
222- Joe Corley Pass Through Fund

Total Department	FY 2021		FY 2022		FY 2023	FY 2024
	Amended	Actual	Adopted	Actual	Adopted	Adopted
3_4201-total federal revenue	-	$ 27,006,691	$ 24,000,000	$ 33,940,901	$ 12,000,000	$ 12,000,000
3_420-total intergovernmental revenue	**-**	**$ 27,006,691**	**$ 24,000,000**	**$ 33,940,901**	**$ 12,000,000**	**$ 12,000,000**
3_Revenue-Total Revenue	-	$ 27,006,691	$ 24,000,000	$ 33,940,901	$ 12,000,000	$ 12,000,000
740640-contract services	-	$ 27,800,956	$ 24,000,000	$ 33,940,901	$ 12,000,000	$ 12,000,000
3_740-services	**-**	**$ 27,800,956**	**$ 24,000,000**	**$ 33,940,901**	**$ 12,000,000**	**$ 12,000,000**
3_EXPENDITURES-total expenditures	-	$ 27,800,956	$ 24,000,000	$ 33,940,901	$ 12,000,000	$ 12,000,000
Income Statement	-	$ (794,265)	$ 0	$ 0	$ 0	$ 0

Income Statement
228- County Clerk Records Archive

Total Department	FY 2021		FY 2022		FY 2023	FY 2024
	Amended	Actual	Adopted	Actual	Adopted	Adopted
430110-county clerk fees	-	-	-	-	-	$ 422,082 $
3_430-total fees and charges for service	**-**	**-**	**-**	**-**	**-**	**$ 422,082 $**
3_Revenue-Total Revenue	-	-	-	-	-	$ 422,082 $
710110-salary/regular	-	-	-	-	-	$ 134,488 $
3_710-salary	**-**	**-**	**-**	**-**	**-**	**$ 134,488 $**
720100-social security	-	-	-	-	-	$ 10,288 $
720110-employee insurance	-	-	-	-	-	$ 35,124 $
720120-retirement	-	-	-	-	-	$ 16,865 $
720140-state unemployment tax	-	-	-	-	-	$ 414 $
3_720-benefits	**-**	**-**	**-**	**-**	**-**	**$ 62,691 $**
730100-office supplies	-	-	-	-	-	$ 10,000 $
730320-it hardware	-	-	-	-	-	$ 7,600 $
3_730-supplies	**-**	**-**	**-**	**-**	**-**	**$ 17,600 $**
740512-professional services	-	-	-	-	-	$ 157,303 $
3_740-services	**-**	**-**	**-**	**-**	**-**	**$ 157,303 $**
750800-major projects	-	-	-	-	-	$ 50,000 $
3_750-capital outlay	**-**	**-**	**-**	**-**	**-**	**$ 50,000 $**
3_EXPENDITURES-total expenditures	-	-	-	-	-	$ 422,082 $

Fund 300
Debt Service

300-Debt Service Fund

Total Department	FY 2021		FY 2022		FY 2023	FY 2024
	Amended	Actual	Adopted	Actual	Adopted	Adopted
400100-current taxes	-	$ 39,685,984	$ 41,219,979	$ 40,733,047	$ 39,616,766	$ 42,138,253
400110-delinquent taxes	-	$ 313,173	$ 35,608	$ 422,873	$ 694,398	$ 248,918
400120-penalty and interest	-	-	-	-	-	$ 224,026
400140-other taxes	-	$ 335	-	$ 21	-	-
3_400-total taxes	**-**	**$ 39,999,491**	**$ 41,255,587**	**$ 41,155,940**	**$ 40,311,164**	**$ 42,611,197**
3_4202-total state revenue	-	-	-	-	-	$ 770,062
3_4203-total other revenue	-	$ 401,121	$ 2,015,460	$ 401,547	$ 400,000	$ 379,370
3_420-total intergovernmental revenue	**-**	**$ 401,121**	**$ 2,015,460**	**$ 401,547**	**$ 400,000**	**$ 1,149,432**
440100-interest-bank	-	$ 28,965	-	$ 36,929	-	-
440120-investment earnings	-	$ 995	-	$ 4,421	-	-
3_440-interest earnings	**-**	**$ 29,960**	**-**	**$ 41,350**	**-**	**-**
470100-transfers in	-	$ 612,638	-	$ 1,225,132	-	-
3_470-total transfers in	**-**	**$ 612,638**	**-**	**$ 1,225,132**	**-**	**-**
480100-bond proceeds	-	$ 23,235,000	-	$ 8,430,000	-	-
480110-premium on bond issue	-	$ 4,589,671	-	$ 1,732,781	-	-
3_480-other financing sources	**-**	**$ 27,824,671**	**-**	**$ 10,162,781**	**-**	**-**
490100-budgeted transfer from fund balance	-	-	-	-	$ 1,300,000	-
3_490	**-**	**-**	**-**	**-**	**$ 1,300,000**	**-**
3_Revenue-Total Revenue	-	$ 68,867,882	$ 43,271,047	$ 52,986,751	$ 42,011,164	$ 43,760,629
780100-principal retirement	-	$ 18,170,000	$ 20,970,000	$ 20,970,000	$ 22,535,000	$ 23,685,000
780200-interest and fiscal charges	-	$ 23,094,481	$ 22,301,047	$ 22,207,531	$ 21,187,532	$ 20,056,259
780400-issuance costs	-	$ 153,586	-	$ 105,492	-	$ 19,370
3_780-debt service	**-**	**$ 41,418,067**	**$ 43,271,047**	**$ 43,283,023**	**$ 43,722,532**	**$ 43,760,629**
820100-payment to bond escrow agent	-	$ 28,371,834	-	$ 10,156,413	-	-
3_820-other financing uses	**-**	**$ 28,371,834**	**-**	**$ 10,156,413**	**-**	**-**
3_EXPENDITURES-total expenditures	-	$ 69,789,901	$ 43,271,047	$ 53,439,435	$ 43,722,532	$ 43,760,629
Income Statement	-	$ (922,019)	$ 0	$ (452,684)	$ (1,711,368)	$ 0

Supplemental Information

MONTGOMERY COUNTY, TEXAS
Demographic and Economic Statistics
Last Ten Fiscal Years

Year	Population [1]	Inflation Rate [2]	Unemployment Rate [3]
2013	491,636	1.50%	5.3 %
2014	502,920	1.67%	4.7 %
2015	518,947	1.63%	4.3 %
2016	537,559	1.74%	4.3 %
2017	556,203	1.80%	4.9 %
2018	570,934	1.80%	3.8 %
2019	590,925	2.00%	3.4 %
2020	620,443	1.82%	8.2 %
2021	648,886	1.95%	6.8 %
2022	660,254	4.34%	4.4 %
2023	678,490	1.70%	4.5 %

(1) Source: Greater Conroe Economic Development Council, U.S. Census Bureau.

(2) Source: https://www.dallasfed.org/research/pce#tab2 - 12 month PCE inflation. 2023 year-over-year inflation is 4.38 percent.

(3) Source: The Work Source website.
https://www.wrksolutions.com/Documents/Employer/LMI/unemploymentrates/Houston-LAUS.pdf

Tax Worksheets

2023 Tax Rate Calculation Worksheet
Taxing Units Other Than School Districts or Water Districts

Form 50-856

Montgomery County	936.538.8124
Taxing Unit Name	Phone *(area code and number)*
400 N. San Jacinto Conroe, TX 77301	www.mctotx.org
Taxing Unit's Address, City, State, ZIP Code	Taxing Unit's Website Address

GENERAL INFORMATION: Tax Code Section 26.04(c) requires an officer or employee designated by the governing body to calculate the no-new-revenue (NNR) tax rate and voter-approval tax rate for the taxing unit. These tax rates are expressed in dollars per $100 of taxable value calculated. The calculation process starts after the chief appraiser delivers to the taxing unit the certified appraisal roll and the estimated values of properties under protest. The designated officer or employee shall certify that the officer or employee has accurately calculated the tax rates and used values shown for the certified appraisal roll or certified estimate. The officer or employee submits the rates to the governing body by Aug. 7 or as soon thereafter as practicable.

School districts do not use this form, but instead use Comptroller Form 50-859 *Tax Rate Calculation Worksheet, School District without Chapter 313 Agreements* or Comptroller Form 50-884 *Tax Rate Calculation Worksheet, School District with Chapter 313 Agreements.*

Water districts as defined under Water Code Section 49.001(1) do not use this form, but instead use Comptroller Form 50-858 *Water District Voter-Approval Tax Rate Worksheet for Low Tax Rate and Developing Districts* or Comptroller Form 50-860 *Developed Water District Voter-Approval Tax Rate Worksheet.*

The Comptroller's office provides this worksheet to assist taxing units in determining tax rates. The information provided in this worksheet is offered as technical assistance and not legal advice. Taxing units should consult legal counsel for interpretations of law regarding tax rate preparation and adoption.

SECTION 1: No-New-Revenue Tax Rate

The NNR tax rate enables the public to evaluate the relationship between taxes for the prior year and for the current year based on a tax rate that would produce the same amount of taxes (no new taxes) if applied to the same properties that are taxed in both years. When appraisal values increase, the NNR tax rate should decrease.

The NNR tax rate for a county is the sum of the NNR tax rates calculated for each type of tax the county levies.

While uncommon, it is possible for a taxing unit to provide an exemption for only maintenance and operations taxes. In this case, the taxing unit will need to calculate the NNR tax rate separately for the maintenance and operations tax and the debt tax, then add the two components together.

Line	No-New-Revenue Tax Rate Worksheet		Amount/Rate
1.	**2022 total taxable value.** Enter the amount of 2022 taxable value on the 2022 tax roll today. Include any adjustments since last year's certification; exclude Tax Code Section 25.25(d) one-fourth and one-third over-appraisal corrections from these adjustments. Exclude any property value subject to an appeal under Chapter 42 as of July 25 (will add undisputed value in Line 6). This total includes the taxable value of homesteads with tax ceilings (will deduct in Line 2) and the captured value for tax increment financing (adjustment is made by deducting TIF taxes, as reflected in Line 17).[1]		$ 81,985,870,095
2.	**2022 tax ceilings.** Counties, cities and junior college districts. Enter 2022 total taxable value of homesteads with tax ceilings. These include the homesteads of homeowners age 65 or older or disabled. Other taxing units enter 0. If your taxing unit adopted the tax ceiling provision in 2022 or a prior year for homeowners age 65 or older or disabled, use this step.[2]		$ 9,583,094,687
3.	**Preliminary 2022 adjusted taxable value.** Subtract Line 2 from Line 1.		$ 72,402,775,408
4.	**2022 total adopted tax rate.**		$ 0.3742 /$100
5.	**2022 taxable value lost because court appeals of ARB decisions reduced 2022 appraised value.**		
	A. Original 2022 ARB values:	$ 6,386,796,418	
	B. 2022 values resulting from final court decisions:	- $ 5,703,723,027	
	C. 2022 value loss. Subtract B from A.[3]		$ 683,073,391
6.	**2022 taxable value subject to an appeal under Chapter 42, as of July 25.**		
	A. 2022 ARB certified value:	$ 657,788,990	
	B. 2022 disputed value:	- $ 139,234,201	
	C. 2022 undisputed value. Subtract B from A.[4]		$ 518,554,789
7.	**2022 Chapter 42 related adjusted values.** Add Line 5C and Line 6C.		$ 1,201,628,180

[1] Tex. Tax Code §26.012(14)
[2] Tex. Tax Code §26.012(14)
[3] Tex. Tax Code §26.012(13)
[4] Tex. Tax Code §26.012(13)

Line	No-New-Revenue Tax Rate Worksheet	Amount/Rate
8.	**2022 taxable value, adjusted for actual and potential court-ordered adjustments.** Add Line 3 and Line 7.	$ 73,604,403,588
9.	**2022 taxable value of property in territory the taxing unit deannexed after Jan. 1, 2022.** Enter the 2022 value of property in deannexed territory.[5]	$ 0
10.	**2022 taxable value lost because property first qualified for an exemption in 2023.** If the taxing unit increased an original exemption, use the difference between the original exempted amount and the increased exempted amount. Do not include value lost due to freeport, goods-in-transit, temporary disaster exemptions. Note that lowering the amount or percentage of an existing exemption in 2023 does not create a new exemption or reduce taxable value. **A. Absolute exemptions.** Use 2022 market value: ..... $ 96,598 **B. Partial exemptions.** 2023 exemption amount or 2023 percentage exemption times 2022 value: ..... + $ 386,463,672 **C. Value loss.** Add A and B.[6]	$ 386,560,270
11.	**2022 taxable value lost because property first qualified for agricultural appraisal (1-d or 1-d-1), timber appraisal, recreational/scenic appraisal or public access airport special appraisal in 2023.** Use only properties that qualified in 2023 for the first time; do not use properties that qualified in 2022. **A. 2022 market value:** ..... $ 123,140,514 **B. 2023 productivity or special appraised value:** ..... - $ 1,793,160 **C. Value loss.** Subtract B from A.[7]	$ 121,347,354
12.	**Total adjustments for lost value.** Add Lines 9, 10C and 11C.	$ 507,907,624
13.	**2022 captured value of property in a TIF.** Enter the total value of 2022 captured appraised value of property taxable by a taxing unit in a tax increment financing zone for which 2022 taxes were deposited into the tax increment fund.[8] If the taxing unit has no captured appraised value in line 18D, enter 0.	$ 758,801,237
14.	**2022 total value.** Subtract Line 12 and Line 13 from Line 8.	$ 72,337,694,727
15.	**Adjusted 2022 total levy.** Multiply Line 4 by Line 14 and divide by $100.	$ 270,687,653
16.	**Taxes refunded for years preceding tax year 2022.** Enter the amount of taxes refunded by the taxing unit for tax years preceding tax year 2022. Types of refunds include court decisions, Tax Code Section 25.25(b) and (c) corrections and Tax Code Section 31.11 payment errors. Do not include refunds for tax year 2022. This line applies only to tax years preceding tax year 2022.[9]	$ 2,282,533
17.	**Adjusted 2022 levy with refunds and TIF adjustment.** Add Lines 15 and 16.[10]	$ 272,970,186
18.	**Total 2023 taxable value on the 2023 certified appraisal roll today.** This value includes only certified values or certified estimate of values and includes the total taxable value of homesteads with tax ceilings (will deduct in Line 20). These homesteads include homeowners age 65 or older or disabled.[11] **A. Certified values:** ..... $ 89,087,620,793 **B. Counties:** Include railroad rolling stock values certified by the Comptroller's office: ..... + $ 32,755,982 **C. Pollution control and energy storage system exemption:** Deduct the value of property exempted for the current tax year for the first time as pollution control or energy storage system property: ..... - $ 0 **D. Tax increment financing:** Deduct the 2023 captured appraised value of property taxable by a taxing unit in a tax increment financing zone for which the 2023 taxes will be deposited into the tax increment fund. Do not include any new property value that will be included in Line 23 below.[12] ..... - $ 1,263,642,272 **E. Total 2023 value.** Add A and B, then subtract C and D.	$ 87,856,734,503

[5] Tex. Tax Code §26.012(15)
[6] Tex. Tax Code §26.012(15)
[7] Tex. Tax Code §26.012(15)
[8] Tex. Tax Code §26.03(c)
[9] Tex. Tax Code §26.012(13)
[10] Tex. Tax Code §26.012(13)
[11] Tex. Tax Code §26.012, 26.04(c-2)
[12] Tex. Tax Code §26.03(c)

Line	No-New-Revenue Tax Rate Worksheet	Amount/Rate
19.	**Total value of properties under protest or not included on certified appraisal roll.** [13] A. **2023 taxable value of properties under protest.** The chief appraiser certifies a list of properties still under ARB protest. The list shows the appraisal district's value and the taxpayer's claimed value, if any, or an estimate of the value if the taxpayer wins. For each of the properties under protest, use the lowest of these values. Enter the total value under protest. [14] ..... $ 3,782,599,835 B. **2023 value of properties not under protest or included on certified appraisal roll.** The chief appraiser gives taxing units a list of those taxable properties that the chief appraiser knows about but are not included in the appraisal roll certification. These properties also are not on the list of properties that are still under protest. On this list of properties, the chief appraiser includes the market value, appraised value and exemptions for the preceding year and a reasonable estimate of the market value, appraised value and exemptions for the current year. Use the lower market, appraised or taxable value (as appropriate). Enter the total value of property not on the certified roll. [15] ..... + $ 0 C. **Total value under protest or not certified.** Add A and B.	$ 3,782,599,835
20.	**2023 tax ceilings.** Counties, cities and junior colleges enter 2023 total taxable value of homesteads with tax ceilings. These include the homesteads of homeowners age 65 or older or disabled. Other taxing units enter 0. If your taxing unit adopted the tax ceiling provision in 2022 or a prior year for homeowners age 65 or older or disabled, use this step.[16]	$ 10,356,714,596
21.	**2023 total taxable value.** Add Lines 18E and 19C. Subtract Line 20. [17]	$ 81,282,619,742
22.	**Total 2023 taxable value of properties in territory annexed after Jan. 1, 2022.** Include both real and personal property. Enter the 2023 value of property in territory annexed. [18]	$ 0
23.	**Total 2023 taxable value of new improvements and new personal property located in new improvements.** New means the item was not on the appraisal roll in 2022. An improvement is a building, structure, fixture or fence erected on or affixed to land. New additions to existing improvements may be included if the appraised value can be determined. New personal property in a new improvement must have been brought into the taxing unit after Jan. 1, 2022 and be located in a new improvement. New improvements **do** include property on which a tax abatement agreement has expired for 2023. [19]	$ 2,833,776,645
24.	**Total adjustments to the 2023 taxable value.** Add Lines 22 and 23.	$ 2,833,776,645
25.	**Adjusted 2023 taxable value.** Subtract Line 24 from Line 21.	$ 78,448,843,097
26.	**2023 NNR tax rate.** Divide Line 17 by Line 25 and multiply by $100. [20]	$ 0.3479 /$100
27.	**COUNTIES ONLY.** Add together the NNR tax rates for each type of tax the county levies. The total is the 2023 county NNR tax rate. [21]	$ 0.3479 /$100

SECTION 2: Voter-Approval Tax Rate

The voter-approval tax rate is the highest tax rate that a taxing unit may adopt without holding an election to seek voter approval of the rate. The voter-approval tax rate is split into two separate rates:

1. **Maintenance and Operations (M&O) Tax Rate:** The M&O portion is the tax rate that is needed to raise the same amount of taxes that the taxing unit levied in the prior year plus the applicable percentage allowed by law. This rate accounts for such things as salaries, utilities and day-to-day operations.
2. **Debt Rate:** The debt rate includes the debt service necessary to pay the taxing unit's debt payments in the coming year. This rate accounts for principal and interest on bonds and other debt secured by property tax revenue.

The voter-approval tax rate for a county is the sum of the voter-approval tax rates calculated for each type of tax the county levies. In most cases the voter-approval tax rate exceeds the no-new-revenue tax rate, but occasionally decreases in a taxing unit's debt service will cause the NNR tax rate to be higher than the voter-approval tax rate.

Line	Voter-Approval Tax Rate Worksheet	Amount/Rate
28.	**2022 M&O tax rate.** Enter the 2022 M&O tax rate.	$ 0.3266 /$100
29.	**2022 taxable value, adjusted for actual and potential court-ordered adjustments.** Enter the amount in Line 8 of the *No-New-Revenue Tax Rate Worksheet.*	$ 73,604,403,588

[13] Tex. Tax Code §26.01(c) and (d)
[14] Tex. Tax Code §26.01(c)
[15] Tex. Tax Code §26.01(d)
[16] Tex. Tax Code §26.012(6)(B)
[17] Tex. Tax Code §26.012(6)
[18] Tex. Tax Code §26.012(17)
[19] Tex. Tax Code §26.012(17)
[20] Tex. Tax Code §26.04(c)
[21] Tex. Tax Code §26.04(d)

Line	Voter-Approval Tax Rate Worksheet		Amount/Rate
30.	**Total 2022 M&O levy.** Multiply Line 28 by Line 29 and divide by $100		$ 240,391,982
31.	**Adjusted 2022 levy for calculating NNR M&O rate.**		
	A. **M&O taxes refunded for years preceding tax year 2022.** Enter the amount of M&O taxes refunded in the preceding year for taxes before that year. Types of refunds include court decisions, Tax Code Section 25.25(b) and (c) corrections and Tax Code Section 31.11 payment errors. Do not include refunds for tax year 2022. This line applies only to tax years preceding tax year 2022.	+ $ 1,934,336	
	B. **2022 taxes in TIF.** Enter the amount of taxes paid into the tax increment fund for a reinvestment zone as agreed by the taxing unit. If the taxing unit has no 2023 captured appraised value in Line 18D, enter 0.	– $ 2,478,244	
	C. **2022 transferred function.** If discontinuing all of a department, function or activity and transferring it to another taxing unit by written contract, enter the amount spent by the taxing unit discontinuing the function in the 12 months preceding the month of this calculation. If the taxing unit did not operate this function for this 12-month period, use the amount spent in the last full fiscal year in which the taxing unit operated the function. The taxing unit discontinuing the function will subtract this amount in D below. The taxing unit receiving the function will add this amount in D below. Other taxing units enter 0.	+/- $ 0	
	D. **2022 M&O levy adjustments.** Subtract B from A. For taxing unit with C, subtract if discontinuing function and add if receiving function.	$ -543,908	
	E. Add Line 30 to 31D.		$ 239,848,074
32.	**Adjusted 2023 taxable value.** Enter the amount in Line 25 of the *No-New-Revenue Tax Rate Worksheet.*		$ 78,448,843,097
33.	**2023 NNR M&O rate (unadjusted).** Divide Line 31E by Line 32 and multiply by $100.		$ 0.3057 /$100
34.	**Rate adjustment for state criminal justice mandate.** [23] **If not applicable or less than zero, enter 0.**		
	A. **2023 state criminal justice mandate.** Enter the amount spent by a county in the previous 12 months providing for the maintenance and operation cost of keeping inmates in county-paid facilities after they have been sentenced. Do not include any state reimbursement received by the county for the same purpose.	$ 1,008,718	
	B. **2022 state criminal justice mandate.** Enter the amount spent by a county in the 12 months prior to the previous 12 months providing for the maintenance and operation cost of keeping inmates in county-paid facilities after they have been sentenced. Do not include any state reimbursement received by the county for the same purpose. Enter zero if this is the first time the mandate applies.	– $ 1,867,950	
	C. Subtract B from A and divide by Line 32 and multiply by $100.	$ -0.0011 /$100	
	D. Enter the rate calculated in C. If not applicable, enter 0.		$ 0.0000 /$100
35.	**Rate adjustment for indigent health care expenditures.** [24] **If not applicable or less than zero, enter 0.**		
	A. **2023 indigent health care expenditures.** Enter the amount paid by a taxing unit providing for the maintenance and operation cost of providing indigent health care for the period beginning on July 1, 2022 and ending on June 30, 2023, less any state assistance received for the same purpose.	$ 0	
	B. **2022 indigent health care expenditures.** Enter the amount paid by a taxing unit providing for the maintenance and operation cost of providing indigent health care for the period beginning on July 1, 2021 and ending on June 30, 2022, less any state assistance received for the same purpose.	– $ 0	
	C. Subtract B from A and divide by Line 32 and multiply by $100.	$ /$100	
	D. Enter the rate calculated in C. If not applicable, enter 0.		$ 0 /$100

[22] [Reserved for expansion]
[23] Tex. Tax Code §26.044
[24] Tex. Tax Code §26.0441

Line	Voter-Approval Tax Rate Worksheet		Amount/Rate
36.	**Rate adjustment for county indigent defense compensation.** [25] **If not applicable or less than zero, enter 0.**		
	A. **2023 indigent defense compensation expenditures.** Enter the amount paid by a county to provide appointed counsel for indigent individuals and fund the operations of a public defender's office under Article 26.044, Code of Criminal Procedure for the period beginning on July 1, 2022 and ending on June 30, 2023, less any state grants received by the county for the same purpose.	$ 6,049,326	
	B. **2022 indigent defense compensation expenditures.** Enter the amount paid by a county to provide appointed counsel for indigent individuals and fund the operations of a public defender's office under Article 26.044, Code of Criminal Procedure for the period beginning on July 1, 2021 and ending on June 30, 2022, less any state grants received by the county for the same purpose.	$ 6,156,457	
	C. Subtract B from A and divide by Line 32 and multiply by $100.	$ -0.0002 /$100	
	D. Multiply B by 0.05 and divide by Line 32 and multiply by $100.	$ 0.0003 /$100	
	E. Enter the lesser of C and D. If not applicable, enter 0.		$ 0 /$100
37.	**Rate adjustment for county hospital expenditures.** [26] **If not applicable or less than zero, enter 0.**		
	A. **2023 eligible county hospital expenditures.** Enter the amount paid by the county or municipality to maintain and operate an eligible county hospital for the period beginning on July 1, 2022 and ending on June 30, 2023.	$ 0	
	B. **2022 eligible county hospital expenditures.** Enter the amount paid by the county or municipality to maintain and operate an eligible county hospital for the period beginning on July 1, 2021 and ending on June 30, 2022.	$ 0	
	C. Subtract B from A and divide by Line 32 and multiply by $100.	$ 0 /$100	
	D. Multiply B by 0.08 and divide by Line 32 and multiply by $100.	$ 0 /$100	
	E. Enter the lesser of C and D, if applicable. If not applicable, enter 0.		$ 0 /$100
38.	**Rate adjustment for defunding municipality.** This adjustment only applies to a municipality that is considered to be a defunding municipality for the current tax year under Chapter 109, Local Government Code. Chapter 109, Local Government Code only applies to municipalities with a population of more than 250,000 and includes a written determination by the Office of the Governor. See Tax Code Section 26.0444 for more information.		
	A. **Amount appropriated for public safety in 2022.** Enter the amount of money appropriated for public safety in the budget adopted by the municipality for the preceding fiscal year	$ 0	
	B. **Expenditures for public safety in 2022.** Enter the amount of money spent by the municipality for public safety during the preceding fiscal year	$ 0	
	C. Subtract B from A and divide by Line 32 and multiply by $100	$ 0 /$100	
	D. Enter the rate calculated in C. If not applicable, enter 0.		$ 0 /$100
39.	**Adjusted 2023 NNR M&O rate.** Add Lines 33, 34D, 35D, 36E, and 37E. Subtract Line 38D.		$ 0.3057 /$100
40.	**Adjustment for 2022 sales tax specifically to reduce property taxes.** Cities, counties and hospital districts that collected and spent additional sales tax on M&O expenses in 2022 should complete this line. These entities will deduct the sales tax gain rate for 2023 in Section 3. Other taxing units, enter zero.		
	A. Enter the amount of additional sales tax collected and spent on M&O expenses in 2022, if any. Counties must exclude any amount that was spent for economic development grants from the amount of sales tax spent	$ 0	
	B. Divide Line 40A by Line 32 and multiply by $100	$ 0 /$100	
	C. Add Line 40B to Line 39.		$ 0.3057 /$100
41.	**2023 voter-approval M&O rate.** Enter the rate as calculated by the appropriate scenario below. **Special Taxing Unit.** If the taxing unit qualifies as a special taxing unit, multiply Line 40C by 1.08. **- or -** **Other Taxing Unit.** If the taxing unit does not qualify as a special taxing unit, multiply Line 40C by 1.035.		$ 0.3163 /$100

[25] Tex. Tax Code §26.0442
[26] Tex. Tax Code §26.0443

Line	Voter-Approval Tax Rate Worksheet	Amount/Rate
D41.	***Disaster Line 41 (D41):* 2023 voter-approval M&O rate for taxing unit affected by disaster declaration.** If the taxing unit is located in an area declared a disaster area and at least one person is granted an exemption under Tax Code Section 11.35 for property located in the taxing unit, the governing body may direct the person calculating the voter-approval tax rate to calculate in the manner provided for a special taxing unit. The taxing unit shall continue to calculate the voter-approval tax rate in this manner until the earlier of 1) the first year in which total taxable value on the certified appraisal roll exceeds the total taxable value of the tax year in which the disaster occurred, or 2) the third tax year after the tax year in which the disaster occurred If the taxing unit qualifies under this scenario, multiply Line 40C by 1.08.[27] If the taxing unit does not qualify, do not complete Disaster Line 41 (Line D41).	$ 0 /$100
42.	**Total 2023 debt to be paid with property taxes and additional sales tax revenue.** Debt means the interest and principal that will be paid on debts that: **(1)** are paid by property taxes, **(2)** are secured by property taxes, **(3)** are scheduled for payment over a period longer than one year, and **(4)** are not classified in the taxing unit's budget as M&O expenses. **A. Debt** also includes contractual payments to other taxing units that have incurred debts on behalf of this taxing unit, if those debts meet the four conditions above. Include only amounts that will be paid from property tax revenue. Do not include appraisal district budget payments. If the governing body of a taxing unit authorized or agreed to authorize a bond, warrant, certificate of obligation, or other evidence of indebtedness on or after Sept. 1, 2021, verify if it meets the amended definition of debt before including it here.[28] Enter debt amount ..... $ 43,741,260 **B.** Subtract **unencumbered fund amount** used to reduce total debt. ..... – $ 0 **C.** Subtract **certified amount spent from sales tax to reduce debt** (enter zero if none) ..... – $ 0 **D.** Subtract **amount paid** from other resources ..... – $ 1,149,432 **E. Adjusted debt.** Subtract B, C and D from A.	$ 42,591,828
43.	**Certified 2022 excess debt collections.** Enter the amount certified by the collector.[29]	$ 0
44.	**Adjusted 2023 debt.** Subtract Line 43 from Line 42E.	$ 42,591,828
45.	**2023 anticipated collection rate.** **A.** Enter the 2023 anticipated collection rate certified by the collector.[30] ..... 99.37 % **B.** Enter the 2022 actual collection rate. ..... 99.37 % **C.** Enter the 2021 actual collection rate. ..... 100.07 % **D.** Enter the 2020 actual collection rate. ..... 100.04 % **E.** If the anticipated collection rate in A is lower than actual collection rates in B, C and D, enter the lowest collection rate from B, C and D. If the anticipated rate in A is higher than at least one of the rates in the prior three years, enter the rate from A. Note that the rate can be greater than 100%.[31]	99.37 %
46.	**2023 debt adjusted for collections.** Divide Line 44 by Line 45E.	$ 42,861,857
47.	**2023 total taxable value.** Enter the amount on Line 21 of the *No-New-Revenue Tax Rate Worksheet.*	$ 81,282,619,742
48.	**2023 debt rate.** Divide Line 46 by Line 47 and multiply by $100.	$ 0.0527 /$100
49.	**2023 voter-approval tax rate.** Add Lines 41 and 48.	$ 0.3690 /$100
D49.	***Disaster Line 49 (D49):* 2023 voter-approval tax rate for taxing unit affected by disaster declaration.** Complete this line if the taxing unit calculated the voter-approval tax rate in the manner provided for a special taxing unit on Line D41. Add Line D41 and 48.	$ /$100

[27] Tex. Tax Code §26.042(a)
[28] Tex. Tax Code §26.012(7)
[29] Tex. Tax Code §26.012(10) and 26.04(b)
[30] Tex. Tax Code §26.04(b)
[31] Tex. Tax Code §§26.04(h), (h-1) and (h-2)

Line	Voter-Approval Tax Rate Worksheet	Amount/Rate
50.	**COUNTIES ONLY.** Add together the voter-approval tax rates for each type of tax the county levies. The total is the 2023 county voter-approval tax rate.	$ 0.3690 /$100

SECTION 3: NNR Tax Rate and Voter-Approval Tax Rate Adjustments for Additional Sales Tax to Reduce Property Taxes

Cities, counties and hospital districts may levy a sales tax specifically to reduce property taxes. Local voters by election must approve imposing or abolishing the additional sales tax. If approved, the taxing unit must reduce its NNR and voter-approval tax rates to offset the expected sales tax revenue.

This section should only be completed by a county, city or hospital district that is required to adjust its NNR tax rate and/or voter-approval tax rate because it adopted the additional sales tax.

Line	Additional Sales and Use Tax Worksheet	Amount/Rate
51.	**Taxable Sales.** For taxing units that adopted the sales tax in November 2022 or May 2023, enter the Comptroller's estimate of taxable sales for the previous four quarters. [32] Estimates of taxable sales may be obtained through the Comptroller's Allocation Historical Summary webpage. Taxing units that adopted the sales tax before November 2022, enter 0.	$ 0
52.	**Estimated sales tax revenue.** Counties exclude any amount that is or will be spent for economic development grants from the amount of estimated sales tax revenue. [33] **Taxing units that adopted the sales tax in November 2022 or in May 2023.** Multiply the amount on Line 51 by the sales tax rate (.01, .005 or .0025, as applicable) and multiply the result by .95. [34] **- or -** **Taxing units that adopted the sales tax before November 2022.** Enter the sales tax revenue for the previous four quarters. Do not multiply by .95.	$ 0
53.	**2023 total taxable value.** Enter the amount from Line 21 of the *No-New-Revenue Tax Rate Worksheet.*	$ 81,282,619,742
54.	**Sales tax adjustment rate.** Divide Line 52 by Line 53 and multiply by $100.	$ 0 /$100
55.	**2023 NNR tax rate, unadjusted for sales tax.**[35] Enter the rate from Line 26 or 27, as applicable, on the *No-New-Revenue Tax Rate Worksheet.*	$ 0.3479 /$100
56.	**2023 NNR tax rate, adjusted for sales tax.** **Taxing units that adopted the sales tax in November 2022 or in May 2023.** Subtract Line 54 from Line 55. Skip to Line 57 if you adopted the additional sales tax before November 2022.	$ 0.3479 /$100
57.	**2023 voter-approval tax rate, unadjusted for sales tax.**[36] Enter the rate from Line 49, Line D49 (disaster) or Line 50 (counties) as applicable, of the *Voter-Approval Tax Rate Worksheet.*	$ 0.3690 /$100
58.	**2023 voter-approval tax rate, adjusted for sales tax.** Subtract Line 54 from Line 57.	$ 0.3690 /$100

SECTION 4: Voter-Approval Tax Rate Adjustment for Pollution Control

A taxing unit may raise its rate for M&O funds used to pay for a facility, device or method for the control of air, water or land pollution. This includes any land, structure, building, installation, excavation, machinery, equipment or device that is used, constructed, acquired or installed wholly or partly to meet or exceed pollution control requirements. The taxing unit's expenses are those necessary to meet the requirements of a permit issued by the Texas Commission on Environmental Quality (TCEQ). The taxing unit must provide the tax assessor with a copy of the TCEQ letter of determination that states the portion of the cost of the installation for pollution control.

This section should only be completed by a taxing unit that uses M&O funds to pay for a facility, device or method for the control of air, water or land pollution.

Line	Voter-Approval Rate Adjustment for Pollution Control Requirements Worksheet	Amount/Rate
59.	**Certified expenses from the Texas Commission on Environmental Quality (TCEQ).** Enter the amount certified in the determination letter from TCEQ. [37] The taxing unit shall provide its tax assessor-collector with a copy of the letter. [38]	$ 0
60.	**2023 total taxable value.** Enter the amount from Line 21 of the *No-New-Revenue Tax Rate Worksheet.*	$ 81,282,619,742
61.	**Additional rate for pollution control.** Divide Line 59 by Line 60 and multiply by $100.	$ 0 /$100
62.	**2023 voter-approval tax rate, adjusted for pollution control.** Add Line 61 to one of the following lines (as applicable): Line 49, Line D49 (disaster), Line 50 (counties) or Line 58 (taxing units with the additional sales tax).	$ 0.3690 /$100

[32] Tex. Tax Code §26.041(d)
[33] Tex. Tax Code §26.041(i)
[34] Tex. Tax Code §26.041(d)
[35] Tex. Tax Code §26.04(c)
[36] Tex. Tax Code §26.04(c)
[37] Tex. Tax Code §26.045(d)
[38] Tex. Tax Code §26.045(i)

SECTION 5: Voter-Approval Tax Rate Adjustment for Unused Increment Rate

The unused increment rate is the rate equal to the difference between the adopted tax rate and voter-approval tax rate adjusted to remove the unused increment rate for the prior three years. [39] In a year where a taxing unit adopts a rate by applying any portion of the unused increment rate, the portion of the unused increment rate must be backed out of the calculation for that year.

The difference between the adopted tax rate and adjusted voter-approval tax rate is considered zero in the following scenarios:

- a tax year before 2020; [40]
- a tax year in which the municipality is a defunding municipality, as defined by Tax Code Section 26.0501(a); [41] or
- after Jan. 1, 2022, a tax year in which the comptroller determines that the county implemented a budget reduction or reallocation described by Local Government Code Section 120.002(a) without the required voter approval. [42]

Individual components can be negative, but the overall rate would be the greater of zero or the calculated rate.

This section should only be completed by a taxing unit that does not meet the definition of a special taxing unit. [43]

Line	Unused Increment Rate Worksheet	Amount/Rate
63.	**Year 3 component.** Subtract the 2022 actual tax rate and the 2022 unused increment rate from the 2022 voter-approval tax rate. **A.** Voter-approval tax rate (Line 67) ..... $ 0.4022 /$100 **B.** Unused increment rate (Line 66) ..... $ 0.0536 /$100 **C.** Subtract B from A ..... $ 0.3486 /$100 **D.** Adopted Tax Rate ..... $ 0.3742 /$100 **E.** Subtract D from C ..... $ -0.0256 /$100	
64.	**Year 2 component.** Subtract the 2021 actual tax rate and the 2021 unused increment rate from the 2021 voter-approval tax rate. **A.** Voter-approval tax rate (Line 67) ..... $ 0.4619 /$100 **B.** Unused increment rate (Line 66) ..... $ 0.0278 /$100 **C.** Subtract B from A ..... $ 0.4341 /$100 **D.** Adopted Tax Rate ..... $ 0.4083 /$100 **E.** Subtract D from C ..... $ 0.0258 /$100	
65.	**Year 1 component.** Subtract the 2020 actual tax rate and the 2020 unused increment rate from the 2020 voter-approval tax rate. **A.** Voter-approval tax rate (Line 65) ..... $ 0.4590 /$100 **B.** Unused increment rate (Line 64) ..... $ 0.0000 /$100 **C.** Subtract B from A ..... $ 0.4590 /$100 **D.** Adopted Tax Rate ..... $ 0.4312 /$100 **E.** Subtract D from C ..... $ 0.0278 /$100	
66.	**2023 unused increment rate.** Add Lines 63E, 64E and 65E.	$ 0.0280 /$100
67.	**Total 2023 voter-approval tax rate, including the unused increment rate.** Add Line 66 to one of the following lines (as applicable): Line 49, Line D49 (disaster), Line 50 (counties), Line 58 (taxing units with the additional sales tax) or Line 62 (taxing units with pollution control).	$ 0.3970 /$100

[39] Tex. Tax Code §26.013(a)
[40] Tex. Tax Code §26.013(c)
[41] Tex. Tax Code §§26.0501(a) and (c)
[42] Tex. Local Gov't Code §120.007(d), effective Jan. 1, 2022
[43] Tex. Tax Code §26.063(a)(1)
[44] Tex. Tax Code §26.012(8-a)
[45] Tex. Tax Code §26.063(a)(1)

SECTION 6: De Minimis Rate

The de minimis rate is the rate equal to the sum of the no-new-revenue maintenance and operations rate, the rate that will raise $500,000, and the current debt rate for a taxing unit. [44]

This section should only be completed by a taxing unit that is a municipality of less than 30,000 or a taxing unit that does not meet the definition of a special taxing unit. [45]

Line	De Minimis Rate Worksheet	Amount/Rate
68.	**Adjusted 2023 NNR M&O tax rate.** Enter the rate from Line 39 of the *Voter-Approval Tax Rate Worksheet*	$ 0.3057 /$100
69.	**2023 total taxable value.** Enter the amount on Line 21 of the *No-New-Revenue Tax Rate Worksheet.*	$ 81,282,619,742
70.	**Rate necessary to impose $500,000 in taxes.** Divide $500,000 by Line 69 and multiply by $100.	$ 0.0006 /$100
71.	**2023 debt rate.** Enter the rate from Line 48 of the *Voter-Approval Tax Rate Worksheet.*	$ 0.0527 /$100
72.	**De minimis rate.** Add Lines 68, 70 and 71.	$ 0.3590 /$100

SECTION 7: Voter Approval Tax Rate Adjustment for Emergency Revenue Rate

In the tax year after the end of the disaster calculation time period detailed in Tax Code Section 26.042(a), a taxing unit that calculated its voter-approval tax rate in the manner provided for a special taxing unit due to a disaster must calculate its emergency revenue rate and reduce its voter-approval tax rate for that year.[46]

Similarly, if a taxing unit adopted a tax rate that exceeded its voter-approval tax rate, calculated normally, without holding an election to respond to a disaster, as allowed by Tax Code Section 26.042(d), in the prior year, it must also reduce its voter-approval tax rate for the current tax year. [47]

This section will apply to a taxing unit other than a special taxing unit that:

- directed the designated officer or employee to calculate the voter-approval tax rate of the taxing unit in the manner provided for a special taxing unit in the prior year; and
- the current year is the first tax year in which the total taxable value of property taxable by the taxing unit as shown on the appraisal roll for the taxing unit submitted by the assessor for the taxing unit to the governing body exceeds the total taxable value of property taxable by the taxing unit on January 1 of the tax year in which the disaster occurred or the disaster occurred four years ago. This section will apply to a taxing unit in a disaster area that adopted a tax rate greater than its voter-approval tax rate without holding an election in the prior year.

Note: This section does not apply if a taxing unit is continuing to calculate its voter-approval tax rate in the manner provided for a special taxing unit because it is still within the disaster calculation time period detailed in Tax Code Section 26.042(a) because it has not met the conditions in Tax Code Section 26.042(a)(1) or (2).

Line	Emergency Revenue Rate Worksheet	Amount/Rate
73.	**2022 adopted tax rate.** Enter the rate in Line 4 of the *No-New-Revenue Tax Rate Worksheet.*	$ 0.3742 /$100
74.	**Adjusted 2022 voter-approval tax rate.** Use the taxing unit's Tax Rate Calculation Worksheets from the prior year(s) to complete this line. If a disaster occurred in 2022 and the taxing unit calculated its 2022 voter-approval tax rate using a multiplier of 1.08 on Disaster Line 41 (D41) of the 2022 worksheet due to a disaster, complete the applicable sections or lines of Form 50-856-a, Adjusted Voter-Approval Tax Rate for Taxing Units in Disaster Area Calculation Worksheet. **- or -** If a disaster occurred prior to 2022 for which the taxing unit continued to calculate its voter-approval tax rate using a multiplier of 1.08 on Disaster Line 41 (D41) in 2022, complete the separate *Adjusted Voter-Approval Tax Rate for Taxing Units in Disaster Area Calculation Worksheet* to recalculate the voter-approval tax rate the taxing unit would have calculated in 2022 if it had generated revenue based on an adopted tax rate using a multiplier of 1.035 in the year(s) following the disaster. [48] Enter the final adjusted 2022 voter-approval tax rate from the worksheet. **- or -** If the taxing unit adopted a tax rate above the 2022 voter-approval tax rate without calculating a disaster tax rate or holding an election due to a disaster, no recalculation is necessary. Enter the voter-approval tax rate from the prior year's worksheet.	$ 0 /$100
75.	**Increase in 2022 tax rate due to disaster.** Subtract Line 74 from Line 73.	$ 0 /$100
76.	**Adjusted 2022 taxable value.** Enter the amount in Line 14 of the *No-New-Revenue Tax Rate Worksheet.*	$ 72,337,694,727
77.	**Emergency revenue.** Multiply Line 75 by Line 76 and divide by $100.	$ 0
78.	**Adjusted 2023 taxable value.** Enter the amount in Line 25 of the *No-New-Revenue Tax Rate Worksheet.*	$ 78,448,843,097
79.	**Emergency revenue rate.** Divide Line 77 by Line 78 and multiply by $100. [49]	$ 0 /$100

[46] Tex. Tax Code §26.042(b)
[47] Tex. Tax Code §26.042(f)
[48] Tex. Tax Code §26.042(c)
[49] Tex. Tax Code §26.042(b)

Line	Emergency Revenue Rate Worksheet	Amount/Rate
80.	**2023 voter-approval tax rate, adjusted for emergency revenue.** Subtract Line 79 from one of the following lines (as applicable): Line 49, Line D49 (disaster), Line 50 (counties), Line 58 (taxing units with the additional sales tax), Line 62 (taxing units with pollution control) or Line 67 (taxing units with the unused increment rate).	$ 0.3970 /$100

SECTION 8: Total Tax Rate

Indicate the applicable total tax rates as calculated above.

No-new-revenue tax rate. ..... $ 0.3479 /$100
As applicable, enter the 2023 NNR tax rate from: Line 26, Line 27 (counties), or Line 56 (adjusted for sales tax).
Indicate the line number used: 27

Voter-approval tax rate ..... $ 0.3970 /$100
As applicable, enter the 2023 voter-approval tax rate from: Line 49, Line D49 (disaster), Line 50 (counties), Line 58 (adjusted for sales tax), Line 62 (adjusted for pollution control), Line 67 (adjusted for unused increment), or Line 80 (adjusted for emergency revenue).
Indicate the line number used: 67

De minimis rate. ..... $ 0.3590 /$100
If applicable, enter the 2023 de minimis rate from Line 72.

SECTION 9: Taxing Unit Representative Name and Signature

Enter the name of the person preparing the tax rate as authorized by the governing body of the taxing unit. By signing below, you certify that you are the designated officer or employee of the taxing unit and have accurately calculated the tax rates using values that are the same as the values shown in the taxing unit's certified appraisal roll or certified estimate of taxable value, in accordance with requirements in the Tax Code. [50]

print here ▶ Tammy McRae
Printed Name of Taxing Unit Representative

sign here ▶ Tammy McRae
Taxing Unit Representative

July 25, 2023
Date

[50] Tex. Tax Code §§26.04(c-2) and (d-2)

Page intentionally left blank

end of submittal