

# **MONTGOMERY COUNTY, TEXAS**

## **Monthly Report to Commissioners Court and District Judges**



**For the 4 Months Ended  
January 31, 2021**

This page left blank intentionally.

**MONTGOMERY COUNTY, TEXAS**

**MONTHLY REPORT TO COMMISSIONERS COURT AND  
DISTRICT JUDGES**

**Prepared by**

**THE MONTGOMERY COUNTY AUDITOR'S OFFICE**  
**Rakesh Pandey, CPA**  
**County Auditor**

Information is presented based on ledger balances and entries posted by March 1, 2021 for the month ended January 31, 2021.

This is unaudited information.

This page left blank intentionally.



**MONTGOMERY COUNTY, TEXAS**  
**Monthly Report to Commissioners Court and District Judges**  
**As of January 31, 2021**

**TABLE OF CONTENTS**

---

	<b>Page</b>
County Auditor's Letter of Transmittal	1
Report of Cash Balances	2
Summary of Changes in Fund Balance, All Funds	3
Schedule of Expenditures - All Departments - Budget and Year-to-Date Actual	4-7
Schedule of Bond Indebtedness	8
Other Information of Interest	9

This page left blank intentionally.

**MONTGOMERY COUNTY, TEXAS**  
**Report of Cash & Investment Balances - County's Depository**  
**For the 4 Months Ended January 31, 2021**

	Balance
Cash - County	391,335,350
Cash - Montgomery County Toll Road Authority	4,124,855
<b>Total Cash Balance</b>	<b>\$ 395,460,205</b>

	Balance
Investments - County	97,638,541
Investments - Montgomery County Toll Road Authority	20,750,555
<b>Total Investments</b>	<b>\$ 118,389,096</b>

**MONTGOMERY COUNTY, TEXAS**  
**Summary of Changes in Fund Balance - All Funds**  
**For the 4 Months Ended January 31, 2021**

Fund	Fund Description	Fund Balance, 1/1/2021	Revenues/Other Financing Sources	Expenditures/Other Financing Uses	Fund Balance, 1/31/2021
	ENTITY 1				
100	General Fund	\$ 227,250,344	\$ 2,003,122	\$ 25,443,231	\$ 203,810,235
200	Road & Bridge	26,490,388	780,051	3,833,288	23,437,151
201	Worthless Check	(4,055)	-	3,539	(7,594)
202	Forfeitures	2,033,637	-	12,888	2,020,749
203	Jail Commissary	1,861,240	-	66,291	1,794,949
204	Law Library	521,175	26,150	22,203	525,122
205	Pre-Trial Diversion	47,887	1,100	1,894	47,093
206	County Clerk Records Mgt and Pres	3,835,317	75,218	546,321	3,364,214
207	County Records Management	(115,165)	5,621	69,986	(179,530)
208	District Clerk Records Mgt & Pres	142,256	5,064	1,184	146,136
209	Distict Clerk Records Preservation	164,052	7,130	-	171,182
210	County & District Courts Digital Pres	468,121	6,220	-	474,341
211	County & District Court Technology	32,909	999	2,976	30,932
212	Court Guardianship	134,502	2,200	5,445	131,257
213	Court Reporter Service	387,744	11,799	6,166	393,377
214	Courthouse Security County/Dist	126,477	20,126	30,181	116,422
215	Courthouse Security JP	262,183	10,189	-	272,372
216	Justice Court Technology	713,320	8,502	632	721,190
217	Juvenile Case Manager	(52,606)	1,010	34,631	(86,227)
218	CC Vital Records Preservation	47,329	1,710	351	48,688
219	Contract Election Service	(473,127)	-	76,571	(549,698)
220	Grants	19,258,353	5,057,608	7,349,939	16,966,022
221	HAVA	304,972	-	183,708	121,264
222	Joe Corely Pass-Thru	794,265			
300	Debt Service	33,009,805	206,751	3,010	33,213,546
400	Local Capital Projects	4,357,767	198,895	195,204	4,361,458
401	C/P Revenue Toll Bonds 10	5,387,389	-	-	5,387,389
402	C/P Certificates of Obligation 2012	481,897	-	-	481,897
403	C/P Pass Thru Toll Projects	28,123,342	17,447,977	-	45,571,319
404	C/P Road Bonds 2016	821,298	6	968,712	(147,408)
405	C/P Road Bonds 2016A	4,552,059	645	30,567	4,522,137
406	C/P Road Bonds 2018	17,757,755	5,717	824,806	16,938,666
407	C/P Road Bonds 2018B	69,310,409	19,385	(2,536,511)	71,866,305
408	C/P Sheriff Projects	16,991,136	1,000	219,888	16,772,248
500	Self Insurance	2,834,110	3,193,451	2,069,080	3,958,481
501	Workers Compensation	4,648,324	-	22,933	4,625,391
502	Property/Casualty	(3,090,249)	-	26,495	(3,116,744)
	ENTITY 2				
100	General Fund	(30,716,729)	-	803	(30,717,532)
101	249 Operations	(52,295,004)	-	40,859	(52,335,863)
300	Debt Service	8,205,987	-	-	8,205,987
	Total - All Funds	<u>\$ 394,610,814</u>	<u>\$ 29,097,646</u>	<u>\$ 39,557,271</u>	<u>\$ 383,356,924</u>

**MONTGOMERY COUNTY, TEXAS**  
**Schedule of Expenditures - All Departments**  
**Budget and Year-to-Date Actual for the 4 Months Ended January 31, 2021**

Page 1 of 4

	Adjusted Budget	Current Month Actual	Year- to-Date Actual	Encumbrances	Unexpended Budget
2000 County Judge	666,584	488,119	33,658,793	1,465,405	(34,457,614)
2100 Human Resources	633,440	47,427	195,657	959	436,824
2101 Civil Service	4,500	-	-	-	4,500
2200 Risk Management	953,836	93,784	281,888	-	671,948
2300 County Clerk	5,140,402	832,753	2,681,979	1,533,264	925,159
2302 Court Collections	492,835	36,467	137,645	3,576	351,614
2400 Veterans Service	328,492	25,117	104,167	24	224,301
250* Elections Administrator	1,529,219	316,083	1,683,482	7,424	(161,687)
2600 Information Technology	11,896,481	1,106,313	6,088,197	559,960	5,248,324
2700 District Clerk	3,901,682	283,561	1,166,359	49,779	2,685,544
280* County Attorney	19,398,147	1,744,674	5,548,244	431,590	13,418,313
3000 Building Custodial Services	3,403,941	266,345	1,022,229	22,929	2,358,783
3100 Building Maintenance	6,245,408	677,939	2,430,864	263,356	3,551,188
3200 Other	1,186,398	4,020	159,041	-	1,027,357
3210 Non-Departmental	16,374,408	412,193	1,320,333	2,456	15,051,619
3211 Contingency	331,673	-	-	-	331,673
3220 Alternate Dispute Resolution	150,000	14,180	30,124	-	119,876
3230 Department of Public Safety	123,762	9,657	39,638	-	84,124
3240 Historical Commission	30,000	-	-	-	30,000
3250 Child Welfare	98,450	2,268	7,598	1,175	89,677
3260 Law Library	317,116	30,145	80,742	5,704	230,670
3300 Purchasing Agent	1,180,606	90,322	367,628	2,657	810,321
3400 County Auditor	2,332,446	175,981	704,767	2,167	1,625,512
3500 Budget Office	334,734	25,474	104,160	61	230,513
3600 County Treasurer	753,211	57,531	234,604	-	518,607
370* Tax Assessor/Collector	5,087,348	348,396	1,419,774	13,811	3,653,763
4000 Environmental Health	2,032,033	161,309	622,168	319	1,409,546
4001 Permits	521,189	40,615	166,998	-	354,191
4100 Animal Services	5,113,326	377,685	1,354,186	288,567	3,470,573
4200 Forensic Services	2,198,492	191,973	622,107	20,669	1,555,716
4300 MCHD County	3,704,620	223,678	1,351,445	752,154	1,601,021
4400 Convention Center	983,621	64,028	249,947	7,215	726,459
4401 Fairgrounds/EXPO Center	15,000	-	-	-	15,000
4500 Memorial Library	10,079,267	758,201	2,826,693	160,266	7,092,308
4600 Extension Agents	753,325	53,801	224,900	755	527,670
4700 Parks	2,026,060	127,222	525,545	203,680	1,296,835
4800 Community Centers	632,283	41,362	162,214	1,664	468,405
4900 Recycle Centers	1,478,548	102,995	527,768	92,108	858,672
5000 Airport	1,129,797	111,377	331,302	42,888	755,607

\* Information presented includes CARES Act funding and subject to change.

**MONTGOMERY COUNTY, TEXAS**  
**Schedule of Expenditures - All Departments**  
**Budget and Year-to-Date Actual for the 4 Months Ended January 31, 2021**

Page 2 of 4

	Adjusted Budget	Current Month Actual	Year- to-Date Actual	Encumbrances	Unexpended Budget
5100 District Attorney	12,797,779	979,454	4,151,912	5,989	8,639,878
5200 Office of Homeland Security	3,212,123	1,335,215	3,942,576	3,782,461	(4,512,914)
530* Fire Marshal	1,977,869	151,261	595,918	39,999	1,341,952
540* Juvenile Probation	5,704,837	668,978	2,440,645	22,577	3,241,615
550* Adult Probation	21,126	321,243	1,428,978	2	(1,407,854)
5600 Commissions	285,643	13,041	29,851	3,000	252,792
6* Sheriff	95,014,221	7,872,604	29,409,052	3,610,351	61,994,818
7100 Constable Precinct 1	4,933,304	431,090	1,617,759	25,102	3,290,443
7200 Constable Precinct 2	2,218,697	165,787	656,139	110,307	1,452,251
7300 Constable Precinct 3	6,236,541	496,312	1,907,697	90,583	4,238,261
7400 Constable Precinct 4	4,753,452	359,043	1,417,854	136,660	3,198,938
7500 Constable Precinct 5	4,215,483	350,472	1,432,564	53,620	2,729,299
8100 Court Operations	620,422	32,710	183,727	52,598	384,097
8101 Indigent Defense - Criminal	7,117,047	449,470	1,618,794	2,023,848	3,474,405
8102 Indigent Defense - Civil	1,525,722	204,476	509,101	665	1,015,956
8103 Office of Court Administration	1,170,474	91,672	371,570	298	798,606
8105 Court Guardianship	40,000	8,105	31,182	-	8,818
8106 Court Reporter	314,911	1,621	14,331	-	300,580
8107 Court Technology County/District	28,000	102	557	2,040	25,403
8210 County Court at Law 1	537,214	41,451	179,056	150	358,008
8220 County Court at Law 2	923,467	69,903	281,399	849	641,219
8230 County Court at Law 3	850,564	65,497	276,665	230	573,669
8240 County Court at Law 4	547,376	42,752	182,314	-	365,062
8250 County Court at Law 5	506,035	41,224	164,207	492	341,336
8310 9th District Court	340,118	26,118	109,746	-	230,372
8320 221st District Court	350,667	27,107	114,493	-	236,174
8330 284th District Court	745,078	50,080	201,504	309	543,265
8340 359th District Court	409,740	49,389	168,037	548	241,155
8350 410th District Court	627,850	49,495	206,853	285	420,712
8360 418th District Court	638,828	50,835	207,556	2,542	428,730
8370 435th District Court	358,110	24,455	105,870	84	252,156
8380 457th District Court	518,001	43,955	170,898	544	346,559
8401 Drug Court	687,627	31,420	119,233	19	568,375
8402 DWI Drug Court	329,051	22,509	78,519	317	250,215

**MONTGOMERY COUNTY, TEXAS**  
**Schedule of Expenditures - All Departments**  
**Budget and Year-to-Date Actual for the 4 Months Ended January 31, 2021**

Page 3 of 4

	Adjusted Budget	Current Month Actual	Year- to-Date Actual	Encumbrances	Unexpended Budget
8403 Mental Health Court Service	357,998	20,051	96,811	-	261,187
8510 Justice of the Peace Precinct 1	910,233	68,881	270,351	129	639,753
8520 Justice of the Peace Precinct 2	568,904	45,280	171,057	9,886	387,961
8530 Justice of the Peace Precinct 3	1,357,624	94,821	403,260	40	954,324
8540 Justice of the Peace Precinct 4	1,001,283	70,746	296,620	-	704,663
8550 Justice of the Peace Precinct 5	576,616	45,977	194,153	292	382,171
8591 JP Justice Court Technology	198,528	29,669	61,554	90,183	46,791
8592 JP Juvenile Case Manager	377,645	24,640	100,414	-	277,231
9100 Commissioner Precinct 1	7,001,289	588,811	2,107,681	385,137	4,508,471
9200 Commissioner Precinct 2	9,481,770	2,394,955	4,035,369	686,351	4,760,050
9300 Commissioner Precinct 3	7,457,922	90,499	1,506,575	4,375,502	1,575,845
9400 Commissioner Precinct 4	8,082,717	1,204,217	2,798,626	368,389	4,915,702
9500 County Engineer	1,916,053	146,270	596,621	351	1,319,081
1100 General Fund	13,035,613	-	-	-	13,035,613
1200 Road & Bridge	6,903,094	-	-	-	6,903,094
1206 County Clerk Records Management	-	8,984	15,490	113	(15,603)
1211 County & District Court Technology	-	-	2,836	-	(2,836)
1400 Local Capital Projects	6,334,667	2,112,442	2,355,305	1,202,826	2,776,536
1408 Sheriff Capital Projects	8,776,171	189,954	606,625	9,661,539	(1,491,993)
1903 Capital Road Projects	-	2,755,885	9,837,590	30,009,915	(39,847,505)
3290 Debt Service	41,509,557	3,010	280,192	-	41,229,365
<b>TOTAL EXPENDITURES -</b>					
<b>GOVERNMENTAL FUNDS</b>	<b>#REF!</b>	<b>#REF!</b>	<b>#REF!</b>	<b>#REF!</b>	<b>#REF!</b>

**MONTGOMERY COUNTY, TEXAS**  
**Schedule of Expenditures - All Departments**  
**Budget and Year-to-Date Actual for the 4 Months Ended January 31, 2021**

Page 4 of 4

	Adjusted Budget	Current Month Actual	Year- to-Date Actual	Encumbrances	Unexpended Budget
<b><u>INTERNAL SERVICE FUNDS</u></b>					
2201 Self Insurance	-	118,983	8,781,175	457,465	(9,238,640)
2202 Property/Casualty	-	32,325	312,763	240,257	(553,020)
2203 Workers Compensation	-	-	305,642	-	(305,642)
<b>TOTAL GENERAL ADM</b>	<b>-</b>	<b>151,308</b>	<b>9,399,580</b>	<b>697,722</b>	<b>(10,097,302)</b>
<b><u>TOTAL INTERNAL SERVICE FUNDS</u></b>	<b>-</b>	<b>151,308</b>	<b>9,399,580</b>	<b>697,722</b>	<b>(10,097,302)</b>
<b><u>ENTERPRISE FUNDS</u></b>					
Montgomery County Toll Road Authority	5,721,387	41,662	229,571	217,017	5,274,799
<b>TOTAL ENTERPRISE FUNDS</b>	<b>5,721,387</b>	<b>41,662</b>	<b>229,571</b>	<b>217,017</b>	<b>5,274,799</b>



Reconciliation of Cash and Investment Balances  
County General Ledger to Statement of Balances  
For the Month Ended January 31, 2021

	<u>Cash</u>	<u>Investment</u>
General Ledger Balance	395,460,205	118,389,096
Additions:		
Accounts Classified as Investments for Treasurer but Cash for County		29,375,620
Amounts journalized in following month - MCTRA		623,498
Amounts journalized in following month - County	25,688,614	9,789,919
Custodial Accounts controlled by Treasurer	1,642,105	
Interfund Clearing closed in following month	8,116,389	
Juvenile Case Manager		
County Records Management		
County Clerk Records Management & Preservation		
Pre Trial Diversion		
Subtractions:		
Accounts Classified as Investments for Treasurer but Cash for County	(29,375,620)	
Accounts not handled by Treasurer		
SIT Escrow	(3,090,744)	
County Attorney Discretionary	(199,792)	
District Attorney State	(5,963)	
Worthless Check Fund	(11,504)	
Forfeitures Fund	(2,023,481)	
Jail Commissary	(1,829,384)	
Contract Election Fund	(728,364)	
Cash on Hand (various funds)	(34,480)	
Amounts journalized in following month - County		
	<u>393,607,981</u>	<u>158,178,133</u>
Statement of Balances	393,607,981	158,178,133
Variance	-	-

*Any variance exists due to rounding of amounts*

**MONTGOMERY COUNTY, TEXAS**

**Schedule of Indebtedness**

**As of January 31, 2021**

	<u>Interest Rate (%)</u>	<u>Issue Date</u>	<u>Maturity Date</u>	<u>Balances Outstanding</u>
<b>GENERAL OBLIGATION BONDS:</b>				
Refunding Bonds, Series 2012	2.00-5.00	2012	2026	1,770,000
Refunding Bonds, Series 2014A	5.00	2014	2025	57,865,000
Refunding Bonds, Series 2016	4.25-5.25	2016	2032	58,925,000
Road Bonds, Series 2016	4.25-5.25	2016	2041	52,405,000
Refunding Bonds, Series 2016A	3.00-5.00	2016	2030	46,220,000
Road Bonds, Series 2016A	4.00-5.00	2016	2042	70,660,000
Road Bonds, Series 2018	4.00-5.00	2018	2043	43,395,000
Road Bonds, Series 2018B	3.50-5.00	2018	2040	88,510,000
Refunding Bonds, Series 2018	4.00	2018	2030	26,965,000
Refunding Bonds, Series 2020	4.00-5.00	2021	2032	23,235,000
<b>TOTAL GENERAL OBLIGATION BONDS PAYABLE</b>				<u>469,950,000</u>
<b>CERTIFICATES OF OBLIGATION:</b>				
Series 2010	3.00-5.40	2010	2039	23,395,000
Series 2012	2.00-4.00	2012	2032	255,000
Series 2012A	2.00-5.00	2012	2023	11,245,000
<b>TOTAL CERTIFICATES OF OBLIGATION</b>				<u>34,895,000</u>
<b>TOTAL BONDED DEBT</b>				<u><u>504,845,000</u></u>
<b>OTHER INDEBTEDNESS:</b>				
<b>CAPITAL LEASES</b>				<u><u>12,444,148</u></u>
<b>MONTGOMERY COUNTY TOLL ROAD AUTHORITY:</b>				
Senior Lien Toll Revenue Bonds, Series 2018	5.00	2018	2048	<u>87,680,000</u>
				<u>87,680,000</u>
<b>TOTAL DEBT FOR MONTGOMERY COUNTY TOLL ROAD AUTHORITY</b>				<b>87,680,000</b>
<b>TOTAL INDEBTEDNESS</b>				<u><u>\$ 604,969,148</u></u>

**MONTGOMERY COUNTY, TEXAS**  
**Other Information of Interest**  
**As of January 31, 2021**

**APPENDIX**

COUNTY AUDITOR STAFFING CHANGES	A
REPORTS COMPLYING WITH LOCAL GOVERNMENT CODE 114.023	B
REPORTS COMPLYING WITH LOCAL GOVERNMENT CODE 114.024	C
COMPLETED AUDITS	D

JAN -5 PM 4:50

JOHNSON COUNTY, TX

# PAYROLL CHANGE REQUEST FORM

SIGNED ORIGINAL MUST BE RECEIVED BY THE COUNTY BUDGET OFFICER BY 8:00 A.M.  
ON THE MONDAY ONE WEEK PRIOR TO THE MONDAY OF COMMISSIONERS COURT

Court Packet #

31

## SECTION A: TO BE COMPLETED BY THE REQUESTING DEPARTMENT. Fill out all areas in Section A

EMPLOYEE NAME:	Eric Grove	EMPLOYEE NO:	'014300
REQUESTOR (PRINT NAME):	Angela Blocker	EFFECTIVE DATE:	01/05/21
AUTHORIZED SIGNATURE:			
	FROM	TO	
DEPARTMENT # - JOB CLASS # - POSITION #	495.4326.1		
DEPARTMENT NAME	County Auditor		
JOB TITLE	Internal Audit Lead		
EMPLOYEE STATUS	<div> Full Time: 30 or more hours weekly  Part Time: 29 hours or less weekly  Temp: duration of hire not to exceed 1 year  Seasonal: duration of hire is a maximum of 6 months </div> <div> <input checked="" type="checkbox"/> FULL TIME <input type="checkbox"/> PART TIME  <input checked="" type="checkbox"/> REGULAR <input type="checkbox"/> TEMP <input type="checkbox"/> SEASONAL </div> <div> <input type="checkbox"/> FULL TIME <input type="checkbox"/> PART TIME  <input type="checkbox"/> REGULAR <input type="checkbox"/> TEMP <input type="checkbox"/> SEASONAL </div>		
BASE PAY:	\$2,114.40	<input type="checkbox"/> HOURLY <input checked="" type="checkbox"/> BI-WEEKLY	<input type="checkbox"/> HOURLY <input type="checkbox"/> BI-WEEKLY
SALARY SUPPLEMENT:		<input type="checkbox"/> HOURLY <input type="checkbox"/> BI-WEEKLY	<input type="checkbox"/> HOURLY <input type="checkbox"/> BI-WEEKLY
TOTAL BASE PAY:	\$2,114.40	<input type="checkbox"/> HOURLY <input checked="" type="checkbox"/> BI-WEEKLY	<input type="checkbox"/> HOURLY <input type="checkbox"/> BI-WEEKLY
BI-WEEKLY: LONGEVITY			
BI-WEEKLY: CERTIFICATION			
BI-WEEKLY: STIPEND	\$2,114.40		
TOTAL PAY:	\$0.00		\$0.00
BI-WEEKLY: CELL PHONE ALLOWANCE			

☐ REPLACEMENT FOR

OR ☐ NEW POSITION

### REASON FOR CHANGE(S):

- ☐ HIRED
- ☐ RE-HIRED
- ☐ PROMOTED
- ☐ DEMOTED
- ☐ TRANSFERRED
- ☐ RESIGNED
- ☒ DISCHARGED
- ☐ JOB ABANDONMENT
- ☐ LAID OFF

- ☐ RETIRED
- ☐ DISABILITY RETIREMENT
- ☐ DECEASED
- ☐ TERM OF OFFICE ENDED
- ☐ STATUS CHANGE
- ☐ JOB RE-EVALUATED
- ☐ MERIT INCREASE
- ☐ PROBATIONARY PERIOD COMPLETED
- ☐ BRIDGE TIME
- ☐ STEP INCREASE

- ☐ UNPAID LEAVE OF ABSENCE
- ☐ RETURN FROM UNPAID LEAVE OF ABSENCE
- ☐ UNPAID FMLA/DISABILITY LEAVE
- ☐ RETURN FROM UNPAID FMLA/DISABILITY LEAVE
- ☐ OTHER ☐ CORRECTION ☐ COMMENTS

## SECTION B: TO BE COMPLETED BY THE COUNTY BUDGET OFFICER

CURRENT FY BUDGETED SALARY 54,974.40 SALARY ANNUALIZED 0 ANNUAL BUDGETED HOURS 2080

FY            BUDGET WILL INCREASE BY           

SOURCE OF FUNDING:

BUDGET AMENDMENT WILL BE NEEDED IN THE AMOUNT OF            REVIEWED BY BUDGET OFFICER sd

FUNDS TRANSFERRED:

APPROVAL BY COMMISSIONER'S COURT REQUIRED: ☐ YES ☒ NO SALARY SUPPLEMENT CODE REQ'D: ☐ YES ☒ NO  
THE EFFECTIVE DATE IS ON OR AFTER THE REQUIRED COMMISSIONERS COURT DATE: ☐ YES ☒ NO

## SECTION C: TO BE COMPLETED BY HUMAN RESOURCES

DATE OF HIRE <u>11-18-19</u> JOB GRADE <u>          </u> COMPA-RATIO <u>          </u> %	HOURS DUE AT SEPARATION
MINIMUM <u>          </u> MIDPOINT <u>          </u> MAXIMUM <u>          </u>	<input checked="" type="checkbox"/> VACATION <u>77.8372</u> OR BALANCE
LOCATOR CODES <u>          </u>	<input type="checkbox"/> GRANDFATHERED SICK LEAVE <u>          </u> OR BALANCE
<input type="checkbox"/> POSITION NOT COVERED BY CIVIL SERVICE	<input type="checkbox"/> COMPENSATORY TIME <u>          </u> OR BALANCE
<input type="checkbox"/> POSITION COVERED BY CIVIL SERVICE EFFECTIVE <u>          </u>	<input checked="" type="checkbox"/> HOLIDAY TIME <u>8.60</u> OR BALANCE
	<input type="checkbox"/> NO BENEFITS DUE

DATE APPROVED BY COMMISSIONERS COURT: (if needed) 01-12-21 Consent

CO JUDGE COMM PCT#1 COMM PCT#2 COMM PCT#3 COMM PCT#4

RECEIVED  
HUMAN RESOURCES

# PAYROLL CHANGE REQUEST FORM

Court Packet #

14

SIGNED ORIGINAL MUST BE RECEIVED BY THE COUNTY BUDGET OFFICER BY 8:00 A.M.  
ON THE MONDAY ONE WEEK PRIOR TO THE MONDAY OF COMMISSIONERS COURT

2021 JAN 15 AM 8:47

## SECTION A: TO BE COMPLETED BY THE REQUESTING DEPARTMENT. Fill out all areas in Section A

EMPLOYEE NAME: Patricia Johnson	EMPLOYEE NO: 014792
REQUESTOR (PRINT NAME): Angela Blocker	EFFECTIVE DATE: 01.19.21
AUTHORIZED SIGNATURE:	
DEPARTMENT # - JOB CLASS # - POSITION #	495.4308.3
DEPARTMENT NAME	County Auditor
JOB TITLE	Accts Payable Asst
EMPLOYEE STATUS Full Time: 30 or more hours weekly Part Time: 29 hours or less weekly Temp: duration of hire not to exceed 1 year Seasonal: duration of hire is a maximum of 6 months	<input type="checkbox"/> FULL TIME <input type="checkbox"/> PART TIME <input type="checkbox"/> REGULAR <input type="checkbox"/> TEMP <input type="checkbox"/> SEASONAL
BASE PAY:	17.49 <input type="checkbox"/> HOURLY <input type="checkbox"/> BI-WEEKLY
SALARY SUPPLEMENT:	<input type="checkbox"/> HOURLY <input type="checkbox"/> BI-WEEKLY
TOTAL BASE PAY:	\$17.49 <input type="checkbox"/> HOURLY <input type="checkbox"/> BI-WEEKLY
BI-WEEKLY: LONGEVITY	
BI-WEEKLY: CERTIFICATION	
BI-WEEKLY: STIPEND	
TOTAL PAY:	\$17.49
BI-WEEKLY: CELL PHONE ALLOWANCE	

☒ REPLACEMENT FOR Federico Ollivier

OR ☐ NEW POSITION

### REASON FOR CHANGE(S):

- ☒ HIRED
- ☐ RE-HIRED
- ☐ PROMOTED
- ☐ DEMOTED
- ☐ TRANSFERRED
- ☐ RESIGNED
- ☐ DISCHARGED
- ☐ JOB ABANDONMENT
- ☐ LAID OFF

### RETIRED

- ☐ DISABILITY RETIREMENT
- ☐ DECEASED
- ☐ TERM OF OFFICE ENDED
- ☐ STATUS CHANGE
- ☐ JOB RE-EVALUATED
- ☐ MERIT INCREASE
- ☐ PROBATIONARY PERIOD COMPLETED
- ☐ BRIDGE TIME
- ☐ STEP INCREASE

- ☐ UNPAID LEAVE OF ABSENCE
- ☐ RETURN FROM UNPAID LEAVE OF ABSENCE
- ☐ UNPAID FMLA/DISABILITY LEAVE
- ☐ RETURN FROM UNPAID FMLA/DISABILITY LEAVE
- ☐ OTHER ☐ CORRECTION ☐ COMMENTS

## SECTION B: TO BE COMPLETED BY THE COUNTY BUDGET OFFICER

CURRENT FY BUDGETED SALARY 36,379.20 SALARY ANNUALIZED 36,379.20 ANNUAL BUDGETED HOURS 2080

FY BUDGET WILL INCREASE BY

SOURCE OF FUNDING:

BUDGET AMENDMENT WILL BE NEEDED IN THE AMOUNT OF REVIEWED BY BUDGET OFFICER sd

FUNDS TRANSFERRED:

APPROVAL BY COMMISSIONER'S COURT REQUIRED: ☐ YES ☒ NO SALARY SUPPLEMENT CODE REQ'D: ☐ YES ☒ NO  
THE EFFECTIVE DATE IS ON OR AFTER THE REQUIRED COMMISSIONERS COURT DATE: ☐ YES ☒ NO

## SECTION C: TO BE COMPLETED BY HUMAN RESOURCES

DATE OF HIRE 01-19-21 JOB GRADE 7 COMPA-RATIO 89 %  
MINIMUM 15.68 MIDPOINT 19.60 MAXIMUM 23.51  
LOCATOR CODES EE-1, 11, AUD  
☒ POSITION NOT COVERED BY CIVIL SERVICE  
☐ POSITION COVERED BY CIVIL SERVICE EFFECTIVE

### HOURS DUE AT SEPARATION

- ☐ VACATION OR BALANCE
- ☐ GRANDFATHERED SICK LEAVE OR BALANCE
- ☐ COMPENSATORY TIME OR BALANCE
- ☐ HOLIDAY TIME OR BALANCE
- ☐ NO BENEFITS DUE

DATE APPROVED BY COMMISSIONERS COURT: (if needed) 01-26-21 consent

CO JUDGE COMM PCT#1 COMM PCT#2 COMM PCT#3 COMM PCT#4



RECEIVED  
HUMAN RESOURCES

# PAYROLL CHANGE REQUEST FORM

Court Packet #

15

SIGNED ORIGINAL MUST BE RECEIVED BY THE COUNTY BUDGET OFFICER BY 8:00 A.M.  
ON THE MONDAY ONE WEEK PRIOR TO THE MONDAY OF COMMISSIONERS COURT

2021 JAN 15 AM 8:47

## SECTION A: TO BE COMPLETED BY THE REQUESTING DEPARTMENT. Fill out all areas in Section A

EMPLOYEE NAME:	Karen Zandi	EMPLOYEE NO:	06513
REQUESTOR (PRINT NAME):	Angela H. Blocker	EFFECTIVE DATE:	12.28.20
AUTHORIZED SIGNATURE:			
	FROM	TO	
DEPARTMENT # - JOB CLASS # - POSITION #	495.4308.3		
DEPARTMENT NAME	County Auditor		
JOB TITLE	Accts Payable Asst		
EMPLOYEE STATUS			
Full Time: 30 or more hours weekly Part Time: 29 hours or less weekly Temp: duration of hire not to exceed 1 year Seasonal: duration of hire is a maximum of 6 months	<input checked="" type="checkbox"/> FULL TIME <input type="checkbox"/> PART TIME <input checked="" type="checkbox"/> REGULAR <input type="checkbox"/> TEMP <input type="checkbox"/> SEASONAL	<input type="checkbox"/> FULL TIME <input type="checkbox"/> PART TIME <input type="checkbox"/> REGULAR <input type="checkbox"/> TEMP <input type="checkbox"/> SEASONAL	
BASE PAY:	17.49 <input checked="" type="checkbox"/> HOURLY <input type="checkbox"/> BI-WEEKLY	<input type="checkbox"/> HOURLY <input type="checkbox"/> BI-WEEKLY	
SALARY SUPPLEMENT:	<input type="checkbox"/> HOURLY <input type="checkbox"/> BI-WEEKLY	<input type="checkbox"/> HOURLY <input type="checkbox"/> BI-WEEKLY	
TOTAL BASE PAY:	\$17.49 <input checked="" type="checkbox"/> HOURLY <input type="checkbox"/> BI-WEEKLY	<input type="checkbox"/> HOURLY <input type="checkbox"/> BI-WEEKLY	
BI-WEEKLY: LONGEVITY			
BI-WEEKLY: CERTIFICATION			
BI-WEEKLY: STIPEND	\$17.49		
TOTAL PAY:	\$0.00	\$0.00	
BI-WEEKLY: CELL PHONE ALLOWANCE			

☐ REPLACEMENT FOR

OR ☐ NEW POSITION

### REASON FOR CHANGE(S):

- ☐ HIRED
- ☐ RE-HIRED
- ☐ PROMOTED
- ☐ DEMOTED
- ☐ TRANSFERRED
- ☐ RESIGNED
- ☐ DISCHARGED
- ☐ JOB ABANDONMENT
- ☐ LAID OFF

### REASON FOR CHANGE(S):

- ☐ RETIRED
- ☐ DISABILITY RETIREMENT
- ☐ DECEASED
- ☐ TERM OF OFFICE ENDED
- ☐ STATUS CHANGE
- ☐ JOB RE-EVALUATED
- ☐ MERIT INCREASE
- ☐ PROBATIONARY PERIOD COMPLETED
- ☐ BRIDGE TIME
- ☐ STEP INCREASE

### REASON FOR CHANGE(S):

- ☐ UNPAID LEAVE OF ABSENCE
- ☐ RETURN FROM UNPAID LEAVE OF ABSENCE
- ☐ UNPAID FMLA/DISABILITY LEAVE
- ☐ RETURN FROM UNPAID FMLA/DISABILITY LEAVE
- ☒ OTHER ☒ CORRECTION ☐ COMMENTS

Applicant withdrew her application

## SECTION B: TO BE COMPLETED BY THE COUNTY BUDGET OFFICER

CURRENT FY BUDGETED SALARY 36,379.20 SALARY ANNUALIZED 0 ANNUAL BUDGETED HOURS 2080

FY BUDGET WILL INCREASE BY

SOURCE OF FUNDING:

BUDGET AMENDMENT WILL BE NEEDED IN THE AMOUNT OF REVIEWED BY BUDGET OFFICER sd

FUNDS TRANSFERRED:

APPROVAL BY COMMISSIONER'S COURT REQUIRED: ☐ YES ☒ NO SALARY SUPPLEMENT CODE REQ'D: ☐ YES ☒ NO  
THE EFFECTIVE DATE IS ON OR AFTER THE REQUIRED COMMISSIONERS COURT DATE: ☐ YES ☒ NO

## SECTION C: TO BE COMPLETED BY HUMAN RESOURCES

DATE OF HIRE 12-28-20	JOB GRADE	COMPA-RATIO %	HOURS DUE AT SEPARATION
MINIMUM	MIDPOINT	MAXIMUM	
LOCATOR CODES			
<input type="checkbox"/> POSITION NOT COVERED BY CIVIL SERVICE			<input type="checkbox"/> VACATION OR BALANCE
<input type="checkbox"/> POSITION COVERED BY CIVIL SERVICE EFFECTIVE			<input type="checkbox"/> GRANDFATHERED SICK LEAVE OR BALANCE
			<input type="checkbox"/> COMPENSATORY TIME OR BALANCE
			<input type="checkbox"/> HOLIDAY TIME OR BALANCE
			<input type="checkbox"/> NO BENEFITS DUE

DATE APPROVED BY COMMISSIONERS COURT: (if needed) 01-24-21 Consent

CO JUDGE COMM PCT#1 COMM PCT#2 COMM PCT#3 COMM PCT#4

I:\FORMS\PCRF Revised 04112018

DO NOT MODIFY THIS FORM

Print Form

# **MONTGOMERY COUNTY, TEXAS**

## **Monthly Unaudited Financial Report**



**For the 3 Months Ended  
December 31, 2020**

This page left blank intentionally.



**MONTGOMERY COUNTY, TEXAS**

**MONTHLY UNAUDITED FINANCIAL REPORT**

**Prepared by**

**THE MONTGOMERY COUNTY AUDITOR'S OFFICE**  
**Rakesh Pandey, CPA**  
**County Auditor**

\*Information is presented based on ledger balances and entries posted through January 13, 2021 for the month ended December 31, 2020. This is unaudited information.\*

This page left blank intentionally.

**MONTGOMERY COUNTY, TEXAS**  
**Unaudited Monthly Financial Report**  
**As of December 31, 2020**

**TABLE OF CONTENTS**

---

	<b>Page</b>
County Auditor's Letter of Transmittal	i

**FINANCIAL STATEMENTS**

Consolidated Balance Sheet, Governmental Funds and Montgomery County Toll Road Authority Enterprise Fund	2
Changes in Fund Balance, Governmental Funds and Montgomery County Toll Road Authority Enterprise Fund	3
Statement of Net Position - Internal Service Funds	4
Statement of Changes in Net Position - Internal Service Funds	5

**BUDGET STATUS**

Schedule of Expenditures - All Departments - Budget and Year-to-Date Actual	8-11
---	------

**SCHEDULES**

Schedule of Revenues and Expenses - Montgomery County Toll Road Authority	13
Transfers In and Out - By Fund	14
Schedule of Bond Indebtedness	15
Schedule of Bond Indebtedness - Montgomery County Toll Road Authority	16
Reconciliation of Cash and Investment Balances	17

This page left blank intentionally.



**Montgomery County, Texas**  
**Office of the County Auditor**  
501 North Thompson, Suite 205, Conroe, Texas 77301  
P. O. Box 539, Conroe, Texas 77305

Rakesh Pandey, CPA  
County Auditor

Angela H. Blocker  
1<sup>st</sup> Assistant County Auditor

January 26, 2021

The Commissioners' Court  
Montgomery County, Texas

Honorable Commissioners:

The unaudited and unadjusted Monthly Financial Report of Montgomery County, Texas and the Montgomery County Toll Road Authority is submitted herewith for the period from December 1, 2020 through December 31, 2020. This report was prepared by the County Auditor in compliance with Chapter 114 Section 023 of the Local Government Code.

The Monthly Financial Report is presented in three sections: **Financial Statements**, **Budget Status**, and **Schedules**. Included in the Financial Statements are a Consolidated Balance Sheet and a Statement of Changes in Fund Balance. These statements report on all funds of the County. The Budget Status section is comprised of a Schedule of Expenditures for all departments showing the adjusted budget, the current month's actual activity, the activity for the year to date, current encumbrances and the remainder in the budget. The Schedules section includes a Schedule of Bonded Debt and a Schedule of Transfers to and from each fund.

This report is designed to provide a general overview of Montgomery County's finances for all those with an interest in the County's finances at a specific point during the fiscal year. However, the reader should note that the report does not include those disclosures associated with, and usually made a part of, audited financial statements. Questions concerning any of the information provided in this report or requests for additional financial information should be addressed to the Montgomery County Auditor, P.O. Box 539, Conroe, Texas 77305-0539.

Respectfully submitted,

Rakesh Pandey  
Montgomery County Auditor

RP/mo

This page left blank intentionally.

# **FINANCIAL STATEMENTS**

(unaudited)

**MONTGOMERY COUNTY, TEXAS**  
**Consolidated Balance Sheet**  
**Governmental Funds and Montgomery County Toll Road Authority Enterprise Fund**  
**For the 3 Months Ended December 31, 2020**

	Total Governmental Funds	Montgomery County Toll Road Authority	Total
<b>Assets:</b>			
Cash	\$ 313,826,329	\$ 4,114,222	\$ 317,940,551
Investments, at Fair Value	124,607,874	19,975,527	144,583,401
Receivables:			
Taxes (net)	7,623,561	-	7,623,561
Accounts (net)	2,635,427	5,242	2,640,669
Due From Other Funds	698,320,095	1,054,758,170	1,753,078,265
Due From Other Entities	4,629,178	7,814,398	12,443,576
Due From Other Governments	3,780	-	3,780
Prepaid Items	1,117,252	-	1,117,252
Capital Assets, net of accumulated depreciation	-	112,140,722	112,140,722
<b><u>Total Assets</u></b>	<b><u>1,152,763,496</u></b>	<b><u>1,198,808,281</u></b>	<b><u>2,351,571,777</u></b>
<b><u>LIABILITIES AND FUND BALANCES:</u></b>			
Current Liabilities:			
Accounts Payable	8,619,119	-	8,619,119
Other Payables	9,243,243	182,667	9,425,910
Due to Other Funds	716,454,118	1,063,092,736	1,779,546,854
Due to Other Governments	-	68,869	68,869
Unearned Revenue	45,483,903	-	45,483,903
Revenue Bonds Payable	-	87,680,000	87,680,000
Unamortized Premium on Bonds	-	7,241,886	7,241,886
Total liabilities	<u>779,800,383</u>	<u>1,158,266,158</u>	<u>1,938,066,541</u>
Fund Balances:			
Net investment in capital assets	-	112,140,722	112,140,722
Reserved	223,664,532	-	223,664,532
Unreserved	149,298,581	(71,598,599)	77,699,982
Total Fund Balances	<u>372,963,113</u>	<u>40,542,123</u>	<u>413,505,236</u>
<b><u>TOTAL LIABILITIES AND FUND BALANCES</u></b>	<b><u>\$ 1,152,763,496</u></b>	<b><u>\$ 1,198,808,281</u></b>	<b><u>\$ 2,351,571,777</u></b>



**MONTGOMERY COUNTY, TEXAS**  
**Statement of Changes in Fund Balance**  
**Governmental Funds and Montgomery County Toll Road Authority Enterprise Fund**  
**For the 3 Months Ended December 31, 2020**

	<u>General Fund</u>	<u>Special Revenue Funds</u>	<u>Debt Service Funds</u>	<u>Capital Project Funds</u>	<u>Montgomery County Toll Road Authority</u>	<u>Total All Funds</u>
Fund Balance, 12/1/2020	\$ 172,738,690	\$ 49,124,192	\$ 16,529,026	\$ 146,064,111	\$ 40,542,372	\$ 424,998,391
Revenues/Other Financing Sources	\$ 2,003,122	\$ 6,020,697	\$ 206,751	\$ 17,673,625	\$ 2,723	\$ 25,906,918
Expenditures/Other Financing Uses	\$ (25,443,231)	\$ (12,248,194)	\$ (3,010)	\$ 297,334	\$ (2,972)	\$ (37,400,073)
Fund Balance, 12/31/2020	<u>\$ 149,298,581</u>	<u>\$ 42,896,695</u>	<u>\$ 16,732,767</u>	<u>\$ 164,035,070</u>	<u>\$ 40,542,123</u>	<u>\$ 413,505,236</u>

**MONTGOMERY COUNTY, TEXAS**  
**Statement of Net Position**  
**Internal Service Funds**  
**For the 3 Months Ended December 31, 2020**

	<u>Total Internal Service Funds</u>
<b>Assets:</b>	
Cash	\$ 2,132,837
Other Receivables	
Accounts (net)	146,205
Due From Other Funds	50,671,613
Prepaid Items	669,802
Capital Assets (net of accumulated depreciation):	
Buildings	757,030
Equipment	71,194
Total assets	<u>54,448,681</u>
 <b>Liabilities:</b>	
Current Liabilities:	
Other Payables	9,668,228
Due to Other Funds	35,159,521
Total liabilities	<u>44,827,749</u>
 <b>Net Position:</b>	
Invested in capital assets	828,224
Unreserved	8,792,708
<b>Total Net Position</b>	<u><u>\$ 9,620,932</u></u>

**MONTGOMERY COUNTY, TEXAS**  
**Statement of Changes in Net Position**  
**Internal Service Funds**  
**For the 3 Months Ended December 31, 2020**

	<u>Total Internal Service Funds</u>
<b>Current Operating Revenues:</b>	
Fees	\$ 3,193,451
Total Operating Revenues	<u>3,193,451</u>
 <b>Current Operating Expenses:</b>	
Services	<u>2,118,508</u>
Total Operating Expenses	<u>2,118,508</u>
 Change in net position	1,074,943
 Total Net Position - December 1, 2020	8,545,989
 <b>Total Net Position - December 31, 2020</b>	 <u><u>\$ 9,620,932</u></u>

This page left blank intentionally.

# **BUDGET STATUS**

(unaudited)

**MONTGOMERY COUNTY, TEXAS**  
**Schedule of Expenditures - All Departments**  
**Budget and Year-to-Date Actual for the 3 Months Ended December 31, 2020**

Page 1 of 4

	Adjusted Budget	Current Month Actual	Year- to-Date Actual	Encumbrances	Unexpended Budget
2000 County Judge	666,584	713,981	33,170,674	3,768	(32,507,858)
2100 Human Resources	633,440	69,261	148,230	962	484,248
2101 Civil Service	4,500	-	-	-	4,500
2200 Risk Management	953,836	93,784	202,504	141	751,191
2300 County Clerk	3,665,764	813,402	1,849,227	1,475	1,815,062
2302 Court Collections	492,835	49,727	101,178	1,720	389,937
2400 Veterans Service	328,492	37,605	79,050	57	249,385
250* Elections Administrator	1,529,219	295,821	1,170,721	26,118	332,380
2600 Information Technology	11,896,481	3,841,765	4,977,842	148,930	6,769,709
2700 District Clerk	3,901,682	390,697	880,489	50,623	2,970,570
280* County Attorney	19,398,147	2,110,040	3,802,479	1,536	15,594,132
3000 Building Custodial Services	3,403,941	358,405	753,154	26,907	2,623,880
3100 Building Maintenance	6,241,613	924,486	1,764,258	334,929	4,142,426
3200 Other	7,873,683	5,020	155,020	-	7,718,663
3210 Non-Departmental	16,374,408	559,886	908,159	2,413	15,463,836
3211 Contingency	331,673	-	-	-	331,673
3220 Alternate Dispute Resolution	150,000	15,944	15,944	-	134,056
3230 Department of Public Safety	123,762	13,748	29,981	-	93,781
3240 Historical Commission	30,000	-	-	-	30,000
3250 Child Welfare	98,450	2,391	5,331	374	92,745
3260 Law Library	317,116	22,203	50,598	2,581	263,937
3300 Purchasing Agent	1,180,606	130,068	280,192	978	899,436
3400 County Auditor	2,332,446	238,580	528,786	136	1,803,524
3500 Budget Office	334,734	37,379	78,687	38	256,009
3600 County Treasurer	753,211	79,883	177,073	1,791	574,347
370* Tax Assessor/Collector	4,892,061	507,145	1,071,377	4,825	3,815,859
4000 Environmental Health	2,032,033	218,161	461,234	1,598	1,569,201
4001 Permits	521,189	56,984	126,383	852	393,954
4100 Animal Services	5,113,326	435,588	972,960	271,266	3,869,100
4200 Forensic Services	2,198,492	227,343	430,463	9,686	1,758,343
4300 MCHD County	3,704,620	253,360	1,127,749	54,154	2,522,717
4400 Convention Center	983,621	91,865	187,665	7,715	788,241
4401 Fairgrounds/EXPO Center	15,000	-	-	-	15,000
4500 Memorial Library	10,079,267	973,767	2,068,269	210,102	7,800,896
4600 Extension Agents	753,325	74,433	171,099	190	582,036
4700 Parks	1,767,892	180,214	399,330	6,153	1,362,409
4800 Community Centers	632,283	57,778	120,947	1,297	510,039
4900 Recycle Centers	1,122,073	165,563	301,541	55,878	764,654
5000 Airport	1,129,797	92,140	219,925	18,728	891,144

\* Information presented includes CARES Act funding and subject to change.

**MONTGOMERY COUNTY, TEXAS**  
**Schedule of Expenditures - All Departments**  
**Budget and Year-to-Date Actual for the 3 Months Ended December 31, 2020**

Page 2 of 4

	Adjusted Budget	Current Month Actual	Year- to-Date Actual	Encumbrances	Unexpended Budget
5100 District Attorney	12,797,779	1,372,557	3,011,242	24,971	9,761,566
5200 Office of Homeland Security	3,081,083	2,404,475	2,598,260	3,174,356	(2,691,533)
530* Fire Marshal	1,977,869	218,753	444,657	39,778	1,493,434
540* Juvenile Probation	5,700,912	864,789	1,771,817	41,912	3,887,183
550* Adult Probation	21,126	479,435	1,107,736	12,542	(1,099,152)
5600 Commissions	285,643	16,809	16,809	13,158	255,676
6* Sheriff	95,014,221	10,201,078	21,450,928	3,833,368	69,729,925
7100 Constable Precinct 1	4,933,304	552,310	1,186,358	23,158	3,723,788
7200 Constable Precinct 2	2,218,697	303,608	486,256	107,417	1,625,024
7300 Constable Precinct 3	6,236,541	645,290	1,407,769	19,942	4,808,830
7400 Constable Precinct 4	4,751,652	493,764	1,057,599	117,114	3,576,939
7500 Constable Precinct 5	4,215,483	511,982	1,061,693	39,910	3,113,880
8100 Court Operations	620,422	36,951	150,648	-	469,774
8101 Indigent Defense - Criminal	7,117,047	452,955	1,169,324	2,272,887	3,674,836
8102 Indigent Defense - Civil	1,525,722	123,793	304,495	-	1,221,227
8103 Office of Court Administration	1,170,474	128,854	279,898	416	890,160
8105 Court Guardianship	40,000	5,445	12,839	-	27,161
8106 Court Reporter	314,911	6,165	11,860	23	303,028
8107 Court Technology County/District	28,000	166	455	114	27,431
8210 County Court at Law 1	537,214	61,010	137,605	-	399,609
8220 County Court at Law 2	923,467	99,125	211,496	897	711,074
8230 County Court at Law 3	850,564	92,508	211,168	44	639,352
8240 County Court at Law 4	547,376	62,489	139,561	-	407,815
8250 County Court at Law 5	506,035	57,549	122,983	-	383,052
8310 9th District Court	340,118	38,944	83,628	-	256,490
8320 221st District Court	350,667	37,678	87,386	-	263,281
8330 284th District Court	745,078	72,208	151,424	184	593,470
8340 359th District Court	409,740	58,345	118,648	306	290,786
8350 410th District Court	627,850	76,677	157,358	-	470,492
8360 418th District Court	638,828	75,286	156,787	379	481,662
8370 435th District Court	358,110	34,135	81,415	76	276,619
8380 457th District Court	518,001	59,314	126,943	181	390,877
8401 Drug Court	687,627	43,888	87,812	19	599,796
8402 DWI Drug Court	329,051	30,662	56,010	-	273,041

**MONTGOMERY COUNTY, TEXAS**  
**Schedule of Expenditures - All Departments**  
**Budget and Year-to-Date Actual for the 3 Months Ended December 31, 2020**

Page 3 of 4

	Adjusted Budget	Current Month Actual	Year- to-Date Actual	Encumbrances	Unexpended Budget
8403 Mental Health Court Service	357,998	28,267	72,913	3,884	281,201
8510 Justice of the Peace Precinct 1	910,233	90,885	201,470	336	708,427
8520 Justice of the Peace Precinct 2	568,904	57,989	125,777	16,221	426,906
8530 Justice of the Peace Precinct 3	1,357,624	134,586	309,159	165	1,048,300
8540 Justice of the Peace Precinct 4	1,001,283	109,183	225,874	-	775,409
8550 Justice of the Peace Precinct 5	576,616	75,959	148,176	4,764	423,676
8591 JP Justice Court Technology	198,528	632	31,884	3,223	163,421
8592 JP Juvenile Case Manager	377,645	34,631	75,774	-	301,871
9100 Commissioner Precinct 1	2,379,204	831,467	1,525,121	106,132	747,951
9200 Commissioner Precinct 2	8,915,007	543,173	1,647,660	719,161	6,548,186
9300 Commissioner Precinct 3	7,457,922	867,043	1,420,207	150,791	5,886,924
9400 Commissioner Precinct 4	8,082,717	802,461	1,585,190	409,685	6,087,842
9500 County Engineer	1,916,053	208,462	450,351	48	1,465,654
1100 General Fund	6,348,328	-	-	-	6,348,328
1200 Road & Bridge	6,903,094	-	-	-	6,903,094
1206 County Clerk Records Management	-	2,242	6,505	3,103	(9,608)
1211 County & District Court Technology	-	-	2,836	-	(2,836)
1400 Local Capital Projects	6,334,667	195,203	242,863	140,976	5,950,828
1408 Sheriff Capital Projects	7,576,171	219,888	416,800	9,815,376	(2,656,005)
1903 Capital Road Projects	-	(370,276) *	7,081,705	6,888,477	(13,970,182)
3290 Debt Service	41,509,557	3,010	280,192	-	41,229,365
<b><u>TOTAL EXPENDITURES -</u></b>					
<b><u>GOVERNMENTAL FUNDS</u></b>	<b><u>381,153,765</u></b>	<b><u>37,692,219</u></b>	<b><u>114,099,843</u></b>	<b><u>29,233,415</u></b>	<b><u>237,820,507</u></b>

\* Local Capital Road Projects expenditures were offset by revenue receipts from TXDOT for the FM 1097 Project in the amount of 3,398,110, therefore the total expenditure for the month of December was negative.



**MONTGOMERY COUNTY, TEXAS**  
**Schedule of Expenditures - All Departments**  
**Budget and Year-to-Date Actual for the 3 Months Ended December 31, 2020**

Page 4 of 4

	Adjusted Budget	Current Month Actual	Year- to-Date Actual	Encumbrances	Unexpended Budget
<b><u>INTERNAL SERVICE FUNDS</u></b>					
2201 Self Insurance	-	2,069,080	7,425,381	-	(7,425,381)
2202 Property/Casualty	-	26,495	184,102	375	(184,477)
2203 Workers Compensation	-	22,933	206,379	-	(206,379)
<b>TOTAL GENERAL ADM</b>	<b>-</b>	<b>2,118,508</b>	<b>7,815,862</b>	<b>375</b>	<b>(7,816,237)</b>
<b><u>TOTAL INTERNAL SERVICE FUNDS</u></b>	<b>-</b>	<b>2,118,508</b>	<b>7,815,862</b>	<b>375</b>	<b>(7,816,237)</b>
<b><u>ENTERPRISE FUNDS</u></b>					
Montgomery County Toll Road Authority	5,721,387	2,972	106,807	1,800	5,612,780
<b>TOTAL ENTERPRISE FUNDS</b>	<b>5,721,387</b>	<b>2,972</b>	<b>106,807</b>	<b>1,800</b>	<b>5,612,780</b>

This page left blank intentionally.

# **SCHEDULES**

(unaudited)

**MONTGOMERY COUNTY, TEXAS**  
**Schedule of Revenues and Expenses - Montgomery County Toll Road Authority**  
**Budget and Year-to-Date Actual for the 3 Months Ended December 31, 2020**

	Adjusted Budget	Current Month Actual	Year- to-Date Actual	Encumbrances	Unexpended Budget
<b>Revenue:</b>					
1101 249 Operations	-	-	-	-	-
5701 249 Construction	-	-	-	-	-
5702 249 Operations	6,630,000	-	876,160	-	5,753,840
5703 242 Operations	-	2,723	2,723	-	(2,723)
1300 Debt Service	-	-	-	-	-
5705 Debt Service	-	-	-	-	-
<b>Total Revenue</b>	<b>6,630,000</b>	<b>2,723</b>	<b>878,883</b>	<b>-</b>	<b>5,751,117</b>
<b>Expenses:</b>					
1100 MCTRA General	-	-	-	-	-
1101 249 Operations	-	-	-	-	-
5702 249 Operations	1,306,650	2,972	89,073	1,800	1,215,777
5701 249 Construction	-	-	17,734	-	(17,734)
5703 242 Operations	30,737	-	-	-	30,737
5705 Debt Service	4,384,000	-	-	-	4,384,000
<b>Total Expenses</b>	<b>5,721,387</b>	<b>2,972</b>	<b>106,807</b>	<b>1,800</b>	<b>5,612,780</b>

**MONTGOMERY COUNTY, TEXAS**  
**Schedule of Transfers In and Out by Fund**  
**For the 3 Months Ended December 31, 2020**

	Transfers In	Transfers Out
<b>TOTAL FINANCING USES</b>	\$ -	\$ -

**MONTGOMERY COUNTY, TEXAS**  
**Schedule of Bond Indebtedness**  
**As of December 31, 2020**

	Interest Rate (%)	Issue Date	Maturity Date	Balances Outstanding
<b>GENERAL OBLIGATION BONDS:</b>				
Refunding Bonds, Series 2012	2.00-5.00	2012	2026	18,830,000
Refunding Bonds, Series 2014A	5.00	2014	2025	57,865,000
Refunding Bonds, Series 2016	4.25-5.25	2016	2032	58,925,000
Road Bonds, Series 2016	4.25-5.25	2016	2041	52,405,000
Refunding Bonds, Series 2016A	3.00-5.00	2016	2030	46,220,000
Road Bonds, Series 2016A	4.00-5.00	2016	2042	70,660,000
Road Bonds, Series 2018	4.00-5.00	2018	2043	43,395,000
Refunding Bonds, Series 2018	4.00	2018	2030	26,965,000
Road Bonds, Series 2018B	4.00-5.00	2018	2043	88,510,000
<b>TOTAL GENERAL OBLIGATION BONDS PAYABLE</b>				<b>463,775,000</b>
<b>CERTIFICATES OF OBLIGATION:</b>				
Series 2010	3.00-5.40	2010	2039	23,395,000
Series 2012	2.00-4.00	2012	2032	10,965,000
Series 2012A	2.00-5.00	2012	2023	11,245,000
<b>TOTAL CERTIFICATES OF OBLIGATION</b>				<b>45,605,000</b>
<b>TOTAL BONDED DEBT</b>				<b>\$ 509,380,000</b>

**MONTGOMERY COUNTY TOLL ROAD AUTHORITY**  
**Schedule of Bond Indebtedness**  
**As of December 31, 2020**


	<u>Interest Rate (%)</u>	<u>Issue Date</u>	<u>Maturity Date</u>	<u>Balances Outstanding</u>
<b>REVENUE BONDS:</b>				
Senior Lien Toll Revenue Bonds, Series 2018	5.00	2018	2048	87,680,000
<b>TOTAL REVENUE BONDS PAYABLE</b>				<u>87,680,000</u>
 <b>TOTAL BONDED DEBT</b>				 <b><u>\$ 87,680,000</u></b>

Reconciliation of Cash and Investment Balances  
County General Ledger to Statement of Balances  
For the Month Ended December 31, 2020

	<u>Cash</u>	<u>Investment</u>
General Ledger Balance	317,940,551	144,583,401
Additions:		
Accounts Classified as Investments for Treasurer but Cash for County		29,303,350
Amounts journalized in following month - MCTRA		785,656
Amounts journalized in following month - County	36,798,100	
Custodial Accounts controlled by Treasurer	2,602,639	
Subtractions:		
Accounts Classified as Investments for Treasurer but Cash for County	(29,303,350)	
Accounts not handled by Treasurer		
SIT Escrow	(2,229,984)	
County Attorney Discretionary	(130,558)	
District Attorney State	(3,880)	
Worthless Check Fund	(1,677)	
Forfeitures Fund	(2,240,678)	
Jail Commissary	(1,334,611)	
Contract Election Fund	(813,210)	
Cash held with Agent (TxDOT)	(16,224,019)	
Cash on Hand (various funds)	(34,480)	
Amounts journalized in following month - County		(27,168,961)
	<u>305,024,844</u>	<u>147,503,446</u>
Statement of Balances	305,024,844	147,503,447
Variance	1	(0)

*Any variance exists due to rounding of amounts*





**Montgomery County, Texas**  
**Office of the County Auditor**  
501 North Thompson, Suite 205, Conroe, Texas 77301  
P. O. Box 539, Conroe, Texas 77305

Rakesh Pandey, CPA  
County Auditor

Angela H. Blocker  
1<sup>st</sup> Assistant County Auditor

TO: Commissioners Court

FROM: Rakesh Pandey, County Auditor *RP*

DATE: January 26, 2021

RE: County Auditor's Report

The following reports "Report of Revenues" and "Report of Expenditures" are provided to the Commissioners Court in compliance with Local Government Code 114.024.

If you have any questions, please do not hesitate to contact me.

RP/mo

**MONTGOMERY COUNTY, TEXAS**  
**REPORT OF REVENUES**  
For Fiscal Year Ended September 30, 2020  
AS OF January 15, 2021

Sum of NetTransactionAmount	
<b>100</b>	<b>(248,517,804.04)</b>
<b>GENERAL OPERATIONS</b>	<b>(248,517,804.04)</b>
<b>1100</b>	<b>(211,407,611.31)</b>
<b>GENERAL FUND</b>	<b>(211,407,611.31)</b>
<b>400100</b>	<b>(186,545,713.11)</b>
<b>CURRENT TAXES</b>	<b>(186,545,713.11)</b>
<b>400110</b>	<b>(736,329.10)</b>
<b>DELINQUENT TAXES</b>	<b>(736,329.10)</b>
<b>400120</b>	<b>(1,577,639.94)</b>
<b>PENALTY AND INTEREST</b>	<b>(1,577,639.94)</b>
<b>400140</b>	<b>(768,257.24)</b>
<b>OTHER TAXES</b>	<b>(768,257.24)</b>
<b>410100</b>	<b>(250,658.00)</b>
<b>TABC LICENSES</b>	<b>(250,658.00)</b>
<b>410102</b>	<b>(626,405.00)</b>
<b>HEALTH PERMITS</b>	<b>(626,405.00)</b>
<b>420304</b>	<b>(1,631,130.79)</b>
<b>OTHER ALLOCATIONS</b>	<b>(1,631,130.79)</b>
<b>430104</b>	<b>(14,340.49)</b>
<b>COUNTY JUDGE FEES</b>	<b>(14,340.49)</b>
<b>430106</b>	<b>(278,172.76)</b>
<b>SHERIFF FEES</b>	<b>(278,172.76)</b>
<b>430108</b>	<b>(35,708.57)</b>
<b>COUNTY ATTORNEY FEES</b>	<b>(35,708.57)</b>
<b>430110</b>	<b>(4,548,015.16)</b>
<b>COUNTY CLERK FEES</b>	<b>(4,548,015.16)</b>
<b>430118</b>	<b>(372,219.93)</b>
<b>TPW SALES TAX COMMISSION</b>	<b>(372,219.93)</b>
<b>430132</b>	<b>(1,331,611.72)</b>
<b>DISTRICT CLERK FEES</b>	<b>(1,331,611.72)</b>
<b>430134</b>	<b>(4,288,607.20)</b>
<b>JUSTICE OF THE PEACE FEES</b>	<b>(4,288,607.20)</b>
<b>430136</b>	<b>(15,778.26)</b>
<b>TRUANCY PREVENTION AND DIVERSION CCP 102.015</b>	<b>(15,778.26)</b>
<b>430138</b>	<b>(295,622.88)</b>
<b>CONSTABLE FEES</b>	<b>(295,622.88)</b>
<b>430140</b>	<b>(59.80)</b>
<b>VOTER REGISTRATION FEES</b>	<b>(59.80)</b>
<b>430142</b>	<b>(265,241.89)</b>
<b>CRIMINAL JUSTICE FEES</b>	<b>(265,241.89)</b>
<b>430144</b>	<b>(10,487.30)</b>
<b>CHILD SAFETY</b>	<b>(10,487.30)</b>
<b>430148</b>	<b>(3,500.00)</b>
<b>BAIL BOND ADMINISTRATION FEES</b>	<b>(3,500.00)</b>
<b>430150</b>	<b>(51,762.61)</b>
<b>TRAFFIC SAFETY FEES</b>	<b>(51,762.61)</b>
<b>430152</b>	<b>(99,789.04)</b>
<b>FAILURE TO APPEAR FEES</b>	<b>(99,789.04)</b>

430156	(67,582.47)
LEOSE-ANNUAL ALLOCATION	(67,582.47)
430158	(7,525.00)
JUDICIAL EDUCATION	(7,525.00)
430160	(1,138.37)
TRIAL FEES	(1,138.37)
430164	(25,650.73)
HB530 DRUG COURT FEE-UNRESTRICTED	(25,650.73)
430166	(52,677.79)
CCP102.0178 DRUG COURT FEE-RESTRICTED	(52,677.79)
430170	(20,187.74)
HAZARDOUS WASTE MANAGEMENT FEE	(20,187.74)
430174	(458,333.37)
DETENTION ADMINISTRATION SERVICES	(458,333.37)
430176	(875.00)
PROBATION FEES	(875.00)
430178	(430.18)
COMMUNITY RESTITUTION FEES	(430.18)
430212	(52,004.95)
JURY FEES	(52,004.95)
430216	(95,075.00)
INMATE TELEPHONE FEE	(95,075.00)
440100	(1,249,764.31)
INTEREST-BANK	(1,249,764.31)
440120	(1,833,135.09)
INVESTMENT EARNINGS	(1,833,135.09)
450100	(1,807.46)
COMMISSIONS	(1,807.46)
450200	(66,846.20)
CONTRACT SERVICE REVENUE	(66,846.20)
450210	(207,967.92)
CONTRACT REIMBURSEMENT-ADMINISTRATION	(207,967.92)
450300	(100,198.12)
CONTRIBUTIONS	(100,198.12)
450318	(19,377.00)
RENTS/LEASES	(19,377.00)
450320	(465,566.65)
MISCELLANEOUS	(465,566.65)
450326	(1,470.50)
TEMPORARY SUSPENSE REVENUE	(1,470.50)
450328	(191,384.91)
SALE OF ASSETS	(191,384.91)
460100	(397,706.29)
COURT FINES	(397,706.29)
470100	(758,490.94)
TRANSFERS IN	(758,490.94)
480130	(1,665,337.30)
CAPITAL LEASE FINANCING	(1,665,337.30)
410116	(1,750.00)
RECYCLE CENTER PERMITS	(1,750.00)
460110	(19,076.25)
ESTRAY PROCEEDS	(19,076.25)
440110	100,799.02
FAIR MARKET VALUE	100,799.02

2100	
HUMAN RESOURCES	-
450200	-
CONTRACT SERVICE REVENUE	-
2200	(13,923.80)
RISK MANAGEMENT	(13,923.80)
450200	-
CONTRACT SERVICE REVENUE	-
450328	(13,923.80)
SALE OF ASSETS	(13,923.80)
2302	58.00
COURT COLLECTIONS	58.00
450200	58.00
CONTRACT SERVICE REVENUE	58.00
2500	9.95
ELECTIONS ADMINISTRATOR	9.95
430226	9.95
RENTAL/USER FEES	9.95
2800	(107,386.70)
COUNTY ATTORNEY	(107,386.70)
420100	(81,777.58)
FEDERAL GRANT REVENUE	(81,777.58)
420204	(25,490.00)
STATE ALLOCATIONS	(25,490.00)
440100	(119.12)
INTEREST-BANK	(119.12)
2801	(72,885.93)
COUNTY ATTORNEY-STATE FUNDS	(72,885.93)
420204	(70,000.00)
STATE ALLOCATIONS	(70,000.00)
430108	(2,556.45)
COUNTY ATTORNEY FEES	(2,556.45)
440100	(329.48)
INTEREST-BANK	(329.48)
3000	(6,685.02)
BUILDING CUSTODIAL SERVICES	(6,685.02)
450200	(6,685.02)
CONTRACT SERVICE REVENUE	(6,685.02)
3200	(1,882,163.14)
OTHER	(1,882,163.14)
430120	(985.00)
APPLICATION FEES	(985.00)
450200	(1,881,178.14)
CONTRACT SERVICE REVENUE	(1,881,178.14)
3220	(171,174.52)
ALTERNATE DISPUTE RESOLUTION	(171,174.52)
430110	(27,007.01)
COUNTY CLERK FEES	(27,007.01)
430132	(107,662.50)
DISTRICT CLERK FEES	(107,662.50)
430134	(36,505.01)
JUSTICE OF THE PEACE FEES	(36,505.01)
3240	(75.00)
HISTORICAL COMMISSION	(75.00)

450300	(75.00)
CONTRIBUTIONS	(75.00)
3241	(2,360.00)
HISTORICAL COMMISSION DONATIONS	(2,360.00)
450300	(2,360.00)
CONTRIBUTIONS	(2,360.00)
3250	(8,341.69)
CHILD WELFARE	(8,341.69)
420100	(7,672.50)
FEDERAL GRANT REVENUE	(7,672.50)
420200	(669.19)
STATE GRANT REVENUE	(669.19)
3300	15.00
PURCHASING AGENT	15.00
450200	15.00
CONTRACT SERVICE REVENUE	15.00
3400	(47,296.62)
COUNTY AUDITOR	(47,296.62)
450200	(47,296.62)
CONTRACT SERVICE REVENUE	(47,296.62)
3700	(5,914,980.16)
TAX ASSESSOR/COLLECTOR	(5,914,980.16)
400100	-
CURRENT TAXES	-
430118	(115,415.93)
TPW SALES TAX COMMISSION	(115,415.93)
430122	(1,491,755.43)
SUPPLEMENTAL MVD FEES	(1,491,755.43)
430124	(4,283,462.60)
SALES TAX COMMISSIONS	(4,283,462.60)
430126	(24,096.20)
TPW TITLE FEE	(24,096.20)
430128	(250.00)
VTR LICENSE APP FEE-OWNER	(250.00)
440100	-
INTEREST-BANK	-
3701	(10,926.20)
TAC SPECIAL INVENTORY TAX	(10,926.20)
440100	(10,926.20)
INTEREST-BANK	(10,926.20)
3703	(3,075.00)
TAC VTR	(3,075.00)
430128	(2,750.00)
VTR LICENSE APP FEE-OWNER	(2,750.00)
430130	(325.00)
VTR LICENSE APP FEE-RUNNER	(325.00)
4001	(612,785.00)
PERMITS	(612,785.00)
410106	(612,785.00)
FOOD SERVICE PERMITS	(612,785.00)
4100	(427,469.80)
ANIMAL SERVICES	(427,469.80)
410104	(4,185.00)
ANIMAL CONTROL TRANSPORT	(4,185.00)

430190	(107,048.00)
ADOPTION FEES	(107,048.00)
430192	(81,191.00)
ANIMAL SHELTER FEES	(81,191.00)
430194	(90,737.50)
CLINIC SERVICES	(90,737.50)
430196	(13,125.00)
IMPOUND FEES	(13,125.00)
450200	-
CONTRACT SERVICE REVENUE	-
450300	(131,183.30)
CONTRIBUTIONS	(131,183.30)
4200	(167,887.80)
FORENSIC SERVICES	(167,887.80)
430200	(165,234.50)
INQUESTS AND AUTOPSIES	(165,234.50)
430210	(2,702.30)
FORENSIC ADMINISTRATION FEE	(2,702.30)
450200	60.00
CONTRACT SERVICE REVENUE	60.00
450320	(11.00)
MISCELLANEOUS	(11.00)
4300	51.59
MCCD-COUNTY APPROPRIATIONS (CDBG)	51.59
450320	51.59
MISCELLANEOUS	51.59
4400	(1,017,270.91)
CONVENTION CENTER	(1,017,270.91)
420304	(518,830.45)
OTHER ALLOCATIONS	(518,830.45)
430162	(85,398.24)
PARK FEES	(85,398.24)
430226	(305,126.74)
RENTAL/USER FEES	(305,126.74)
450200	125.00
CONTRACT SERVICE REVENUE	125.00
450318	(108,040.48)
RENTS/LEASES	(108,040.48)
4500	(171,410.51)
MEMORIAL LIBRARY	(171,410.51)
430224	(39,097.18)
BOOK FINES	(39,097.18)
450100	(1,058.70)
COMMISSIONS	(1,058.70)
450300	(131,254.63)
CONTRIBUTIONS	(131,254.63)
5000	(570,928.30)
AIRPORT	(570,928.30)
430170	95.00
HAZARDOUS WASTE MANAGEMENT FEE	95.00
430226	(407,922.02)
RENTAL/USER FEES	(407,922.02)
430230	(148,932.59)
FUEL FLOW FEES	(148,932.59)

450320	(14,168.69)
MISCELLANEOUS	(14,168.69)
5050	(97,208.56)
CUSTOMS	(97,208.56)
430226	(97,208.56)
RENTAL/USER FEES	(97,208.56)
450200	-
CONTRACT SERVICE REVENUE	-
5100	(160,257.03)
DISTRICT ATTORNEY	(160,257.03)
420100	-
FEDERAL GRANT REVENUE	-
420200	-
STATE GRANT REVENUE	-
420204	(117,926.99)
STATE ALLOCATIONS	(117,926.99)
440100	(14.83)
INTEREST-BANK	(14.83)
450200	(1,121.21)
CONTRACT SERVICE REVENUE	(1,121.21)
460130	(41,194.00)
FORFEITURES-BONDS	(41,194.00)
5101	(7,500.00)
DISTRICT ATTORNEY STATE FUNDS	(7,500.00)
420204	(7,500.00)
STATE ALLOCATIONS	(7,500.00)
5301	(1,124,453.55)
FIRE MARSHAL - INSPECTIONS	(1,124,453.55)
430184	(308,406.50)
FIRE INSPECTION FEE-EXISTING	(308,406.50)
430186	(621,500.00)
FIRE INSPECTION FEE-NEW CONSTRUCTION	(621,500.00)
450200	(194,547.05)
CONTRACT SERVICE REVENUE	(194,547.05)
5400	(175,559.50)
JUVENILE PROBATION-ADMINISTRATIVE	(175,559.50)
430174	(35,639.00)
DETENTION ADMINISTRATION SERVICES	(35,639.00)
450210	(139,920.50)
CONTRACT REIMBURSEMENT-ADMINISTRATION	(139,920.50)
5500	(3,737,671.29)
ADULT PROBATION	(3,737,671.29)
450200	(3,737,671.29)
CONTRACT SERVICE REVENUE	(3,737,671.29)
5501	(551,612.31)
BOND SUPERVISION	(551,612.31)
450200	(551,612.31)
CONTRACT SERVICE REVENUE	(551,612.31)
5600	(104,453.02)
COMMISSIONS	(104,453.02)
430124	4,071.80
SALES TAX COMMISSIONS	4,071.80
450100	(96,479.80)
COMMISSIONS	(96,479.80)

450328	(12,045.02)
SALE OF ASSETS	(12,045.02)
6000	(45,641.19)
SHERIFF	(45,641.19)
420206	(14,582.85)
STATE CONTRACT REIMBURSEMENT	(14,582.85)
430180	(86,065.00)
VEHICLE TOWING PROGRAM FEES	(86,065.00)
450200	(808.00)
CONTRACT SERVICE REVENUE	(808.00)
450210	(10,665.00)
CONTRACT REIMBURSEMENT-ADMINISTRATION	(10,665.00)
450300	66,479.66
CONTRIBUTIONS	66,479.66
6100	(86,776.13)
SHERIFF HOMELAND SECURITY	(86,776.13)
450200	(78,176.13)
CONTRACT SERVICE REVENUE	(78,176.13)
450300	(8,600.00)
CONTRIBUTIONS	(8,600.00)
6201	(93,773.10)
SHERIFF HOMICIDE-VIOLENT CRIME	(93,773.10)
450200	(93,773.10)
CONTRACT SERVICE REVENUE	(93,773.10)
6202	(33,143.61)
SHERIFF ORGANIZED CRIME	(33,143.61)
450200	(33,143.61)
CONTRACT SERVICE REVENUE	(33,143.61)
6301	(596,658.28)
SHERIFF PATROL EAST	(596,658.28)
450200	(596,658.28)
CONTRACT SERVICE REVENUE	(596,658.28)
6302	(666,982.09)
SHERIFF PATROL WEST	(666,982.09)
450200	(666,982.09)
CONTRACT SERVICE REVENUE	(666,982.09)
6303	(9,722,608.88)
SHERIFF PATROL SOUTH	(9,722,608.88)
450200	(9,722,608.88)
CONTRACT SERVICE REVENUE	(9,722,608.88)
6401	(1,344,012.40)
SHERIFF DISPATCH	(1,344,012.40)
450200	(1,344,012.40)
CONTRACT SERVICE REVENUE	(1,344,012.40)
6402	(13,850.00)
SHERIFF CRIME LAB	(13,850.00)
430182	(13,850.00)
FINGERPRINT FEES	(13,850.00)
6405	(219,341.83)
SHERIFF RADIO	(219,341.83)
420200	(196,694.67)
STATE GRANT REVENUE	(196,694.67)
450210	(22,647.16)
CONTRACT REIMBURSEMENT-ADMINISTRATION	(22,647.16)



6407	(7,025.00)
SHERIFF ACADEMY	(7,025.00)
430172	(7,025.00)
ACADEMY REVENUE	(7,025.00)
6504	(699,115.00)
SHERIFF ALARMS	(699,115.00)
410108	(699,115.00)
ALARM PERMITS	(699,115.00)
6601	(25,046.48)
SHERIFF JAIL	(25,046.48)
420108	(16,359.00)
FEDERAL INMATE HOUSING	(16,359.00)
430178	(8,687.48)
COMMUNITY RESTITUTION FEES	(8,687.48)
7100	(992,558.95)
CONSTABLE PRECINCT 1	(992,558.95)
410110	16.85
AUTO REGISTRATION	16.85
420100	(513.90)
FEDERAL GRANT REVENUE	(513.90)
430138	(19,527.91)
CONSTABLE FEES	(19,527.91)
450200	(972,533.99)
CONTRACT SERVICE REVENUE	(972,533.99)
7200	(12,754.50)
CONSTABLE PRECINCT 2	(12,754.50)
430138	(12,754.50)
CONSTABLE FEES	(12,754.50)
460120	-
FORFEITURES	-
7300	(1,864,059.99)
CONSTABLE PRECINCT 3	(1,864,059.99)
430138	(18,223.46)
CONSTABLE FEES	(18,223.46)
450100	(1,778.32)
COMMISSIONS	(1,778.32)
450200	(1,844,058.21)
CONTRACT SERVICE REVENUE	(1,844,058.21)
7400	(243,163.25)
CONSTABLE PRECINCT 4	(243,163.25)
430138	(23,259.02)
CONSTABLE FEES	(23,259.02)
450100	1,647.70
COMMISSIONS	1,647.70
450200	(220,916.89)
CONTRACT SERVICE REVENUE	(220,916.89)
420106	(635.04)
FEDERAL CONTRACT REIMBURSEMENT	(635.04)
7500	(1,400,431.76)
CONSTABLE PRECINCT 5	(1,400,431.76)
430138	(12,500.00)
CONSTABLE FEES	(12,500.00)
450200	(1,387,334.88)
CONTRACT SERVICE REVENUE	(1,387,334.88)

420106	(596.88)
FEDERAL CONTRACT REIMBURSEMENT	(596.88)
8100	(207,760.37)
COURT OPERATIONS	(207,760.37)
420200	-
STATE GRANT REVENUE	-
430212	-
JURY FEES	-
450210	(110,534.00)
CONTRACT REIMBURSEMENT-ADMINISTRATION	(110,534.00)
450324	(97,226.37)
REIMBURSEMENT POST-JUDGEMENT	(97,226.37)
8101	(492,678.00)
INDIGENT DEFENSE- CRIMINAL	(492,678.00)
420200	(492,678.00)
STATE GRANT REVENUE	(492,678.00)
8210	(84,000.00)
COUNTY COURT AT LAW 1	(84,000.00)
420204	(84,000.00)
STATE ALLOCATIONS	(84,000.00)
8220	(84,000.00)
COUNTY COURT AT LAW 2	(84,000.00)
420204	(84,000.00)
STATE ALLOCATIONS	(84,000.00)
8230	(84,000.00)
COUNTY COURT AT LAW 3	(84,000.00)
420204	(84,000.00)
STATE ALLOCATIONS	(84,000.00)
8240	(84,000.00)
COUNTY COURT AT LAW 4	(84,000.00)
420204	(84,000.00)
STATE ALLOCATIONS	(84,000.00)
8250	(84,000.00)
COUNTY COURT AT LAW 5	(84,000.00)
420204	(84,000.00)
STATE ALLOCATIONS	(84,000.00)
8320	15.00
221ST DISTRICT COURT	15.00
450200	15.00
CONTRACT SERVICE REVENUE	15.00
8330	(74,827.74)
284TH DISTRICT COURT	(74,827.74)
450200	(74,827.74)
CONTRACT SERVICE REVENUE	(74,827.74)
8340	11.94
359TH DISTRICT COURT	11.94
450200	11.94
CONTRACT SERVICE REVENUE	11.94
8350	4,537.06
410th DISTRICT COURT	4,537.06
430212	116.36
JURY FEES	116.36
430226	7.96
RENTAL/USER FEES	7.96

450320	4,412.74
MISCELLANEOUS	4,412.74
8360	29.88
418TH DISTRICT COURT	29.88
430226	3.98
RENTAL/USER FEES	3.98
450320	25.90
MISCELLANEOUS	25.90
8401	(155,389.05)
DRUG COURT	(155,389.05)
430214	(154,313.03)
PROGRAM FEES	(154,313.03)
430218	(1,080.00)
MRT BOOK FEE	(1,080.00)
430226	3.98
RENTAL/USER FEES	3.98
8402	(123,598.01)
DRUG COURT-DWI COURT	(123,598.01)
430214	(123,000.00)
PROGRAM FEES	(123,000.00)
430218	(600.00)
MRT BOOK FEE	(600.00)
430266	1.99
EMPLOYEE CONTRIBUTION-EMPLOYEE AND FAMILY	1.99
8510	(49,704.74)
JUSTICE OF PEACE PRECINCT 1	(49,704.74)
430200	425.00
INQUESTS AND AUTOPSIES	425.00
430228	(74,930.39)
COLLECTION FEE	(74,930.39)
450200	-
CONTRACT SERVICE REVENUE	-
430550	24,800.65
THIRD PARTY COLLECTION FEE	24,800.65
8520	(122,104.71)
JUSTICE OF PEACE PRECINCT 2	(122,104.71)
430228	(122,104.71)
COLLECTION FEE	(122,104.71)
8530	(61,102.19)
JUSTICE OF PEACE PRECINCT 3	(61,102.19)
430134	(3,073.80)
JUSTICE OF THE PEACE FEES	(3,073.80)
450200	(58,028.39)
CONTRACT SERVICE REVENUE	(58,028.39)
8540	(86,384.67)
JUSTICE OF PEACE PRECINCT 4	(86,384.67)
430228	(86,384.67)
COLLECTION FEE	(86,384.67)
8550	(57,739.41)
JUSTICE OF PEACE PRECINCT 5	(57,739.41)
430228	(57,744.25)
COLLECTION FEE	(57,744.25)
450200	4.84
CONTRACT SERVICE REVENUE	4.84

4401	(28,630.46)
FAIRGROUNDS/EXPO CENTER	(28,630.46)
450318	(28,630.46)
RENTS/LEASES	(28,630.46)
3702	(358.00)
TAC RENDITION PENALTY	(358.00)
430118	(358.00)
TPW SALES TAX COMMISSION	(358.00)
6409	40.00
RECORDS AND REPORTING	40.00
410108	40.00
ALARM PERMITS	40.00
200	(39,342,202.66)
ROAD AND BRIDGE	(39,342,202.66)
1200	(37,731,625.15)
ROAD AND BRIDGE	(37,731,625.15)
400100	(27,507,893.55)
CURRENT TAXES	(27,507,893.55)
400110	(102,152.46)
DELINQUENT TAXES	(102,152.46)
400120	(189,401.37)
PENALTY AND INTEREST	(189,401.37)
400140	(402,976.67)
OTHER TAXES	(402,976.67)
410110	(5,752,103.59)
AUTO REGISTRATION	(5,752,103.59)
410114	(65,302.16)
OVERLOAD PERMITS	(65,302.16)
420304	(164,300.54)
OTHER ALLOCATIONS	(164,300.54)
430112	(235,389.98)
SUBDIVISION FEES	(235,389.98)
430114	(1,368,217.48)
FLOOD PLAIN FEES	(1,368,217.48)
440100	(47,819.76)
INTEREST-BANK	(47,819.76)
440120	(189,847.05)
INVESTMENT EARNINGS	(189,847.05)
450320	(30.25)
MISCELLANEOUS	(30.25)
460100	(1,706,190.29)
COURT FINES	(1,706,190.29)
4700	(229,304.80)
PARKS	(229,304.80)
430138	-
CONSTABLE FEES	-
430226	(30,154.00)
RENTAL/USER FEES	(30,154.00)
450200	-
CONTRACT SERVICE REVENUE	-
450300	(190,900.80)
CONTRIBUTIONS	(190,900.80)
450318	(8,250.00)
RENTS/LEASES	(8,250.00)

4800	(161,666.60)
COMMUNITY CENTERS	(161,666.60)
420102	(90,028.60)
FEDERAL PROGRAM INCOME	(90,028.60)
430226	(28,575.00)
RENTAL/USER FEES	(28,575.00)
450200	-
CONTRACT SERVICE REVENUE	-
450300	(333.00)
CONTRIBUTIONS	(333.00)
450318	(42,730.00)
RENTS/LEASES	(42,730.00)
4900	(226,643.24)
RECYCLE CENTERS	(226,643.24)
430222	(177,846.82)
RECYCLE FEES	(177,846.82)
450200	(48,796.42)
CONTRACT SERVICE REVENUE	(48,796.42)
9100	(250,903.74)
COMMISSIONER PRECINCT 1	(250,903.74)
420102	400.00
FEDERAL PROGRAM INCOME	400.00
430162	(41,002.12)
PARK FEES	(41,002.12)
450200	(177,726.48)
CONTRACT SERVICE REVENUE	(177,726.48)
450318	(26,875.00)
RENTS/LEASES	(26,875.00)
450320	(5,700.14)
MISCELLANEOUS	(5,700.14)
9200	(122,220.05)
COMMISSIONER PRECINCT 2	(122,220.05)
450200	(79,065.70)
CONTRACT SERVICE REVENUE	(79,065.70)
450300	(20,475.00)
CONTRIBUTIONS	(20,475.00)
450318	(9,893.00)
RENTS/LEASES	(9,893.00)
450320	(12,786.35)
MISCELLANEOUS	(12,786.35)
9300	(3,131.28)
COMMISSIONER PRECINCT 3	(3,131.28)
410110	69.72
AUTO REGISTRATION	69.72
450200	1,297.50
CONTRACT SERVICE REVENUE	1,297.50
450320	(835.00)
MISCELLANEOUS	(835.00)
450316	(3,663.50)
INSURANCE REIMBURSEMENT	(3,663.50)
9400	(616,707.80)
COMMISSIONER PRECINCT 4	(616,707.80)
450200	(577,536.71)
CONTRACT SERVICE REVENUE	(577,536.71)

450318	(34,197.00)
RENTS/LEASES	(34,197.00)
450320	(4,974.09)
MISCELLANEOUS	(4,974.09)
201	(3,458.03)
WORTHLESS CHECK	(3,458.03)
2800	(3,195.28)
COUNTY ATTORNEY	(3,195.28)
430188	(3,100.00)
WORTHLESS CHECK FEES	(3,100.00)
440100	(95.28)
INTEREST-BANK	(95.28)
2802	-
COUNTY ATTORNEY WORTHLESS CHECKS	-
430188	-
WORTHLESS CHECK FEES	-
440100	-
INTEREST-BANK	-
5100	(262.75)
DISTRICT ATTORNEY	(262.75)
430188	(242.57)
WORTHLESS CHECK FEES	(242.57)
440100	(20.18)
INTEREST-BANK	(20.18)
5102	-
DISTRICT ATTORNEY HOT CHECKS	-
430188	-
WORTHLESS CHECK FEES	-
440100	-
INTEREST-BANK	-
202	(1,115,436.40)
FORFEITURES	(1,115,436.40)
5100	(305,142.98)
DISTRICT ATTORNEY	(305,142.98)
440100	(8,602.55)
INTEREST-BANK	(8,602.55)
460120	(296,540.43)
FORFEITURES	(296,540.43)
5300	(49.86)
FIRE MARSHAL - INVESTIGATIONS	(49.86)
440100	(49.86)
INTEREST-BANK	(49.86)
6000	(500,679.05)
SHERIFF	(500,679.05)
440100	(12,888.39)
INTEREST-BANK	(12,888.39)
460120	(487,790.66)
FORFEITURES	(487,790.66)
6200	(526.74)
SHERIFF CID	(526.74)
440100	(526.74)
INTEREST-BANK	(526.74)
6500	(227,106.42)
SHERIFF ADMINISTRATIVE	(227,106.42)

440100	(3,548.96)
INTEREST-BANK	(3,548.96)
460120	(223,557.46)
FORFEITURES	(223,557.46)
7100	(16,319.00)
CONSTABLE PRECINCT 1	(16,319.00)
440100	(252.39)
INTEREST-BANK	(252.39)
460120	(16,066.61)
FORFEITURES	(16,066.61)
7200	(14,086.42)
CONSTABLE PRECINCT 2	(14,086.42)
440100	(1,802.22)
INTEREST-BANK	(1,802.22)
460120	(12,284.20)
FORFEITURES	(12,284.20)
7300	(10,002.87)
CONSTABLE PRECINCT 3	(10,002.87)
440100	(117.38)
INTEREST-BANK	(117.38)
460120	(9,885.49)
FORFEITURES	(9,885.49)
7400	(28,063.93)
CONSTABLE PRECINCT 4	(28,063.93)
440100	(1,200.55)
INTEREST-BANK	(1,200.55)
460120	(26,863.38)
FORFEITURES	(26,863.38)
7500	(13,459.13)
CONSTABLE PRECINCT 5	(13,459.13)
440100	(2,238.85)
INTEREST-BANK	(2,238.85)
460120	(11,220.28)
FORFEITURES	(11,220.28)
203	(1,924,221.83)
JAIL COMMISSARY	(1,924,221.83)
1203	(13,951.86)
JAIL COMMISSARY	(13,951.86)
440100	(13,951.86)
INTEREST-BANK	(13,951.86)
6602	(1,910,269.97)
SHERIFF COMMISSARY	(1,910,269.97)
430220	(1,908,264.27)
COMMISSARY SALES	(1,908,264.27)
440100	(2,005.70)
INTEREST-BANK	(2,005.70)
204	(327,678.97)
LAW LIBRARY	(327,678.97)
1204	(327,678.97)
LAW LIBRARY	(327,678.97)
430110	(63,016.35)
COUNTY CLERK FEES	(63,016.35)
430132	(252,017.50)
DISTRICT CLERK FEES	(252,017.50)

440100	(3,664.84)
INTEREST-BANK	(3,664.84)
440120	(2,442.96)
INVESTMENT EARNINGS	(2,442.96)
450320	(6,537.32)
MISCELLANEOUS	(6,537.32)
<del>205</del>	<del>(26,293.20)</del>
PRE-TRIAL DIVERSION	(26,293.20)
5100	(26,293.20)
DISTRICT ATTORNEY	(26,293.20)
430146	(26,293.20)
PRETRIAL DIVERSION FEES	(26,293.20)
5103	-
PRE-TRIAL DIVERSION	-
430146	-
PRETRIAL DIVERSION FEES	-
<del>206</del>	<del>(428,547.61)</del>
COUNTY CLERK RECORDS MGMT & PRESERVATION	(428,547.61)
1206	395,705.56
COUNTY CLERK RECORDS MANAGEMENT/PRESERVATION	395,705.56
440120	395,705.56
INVESTMENT EARNINGS	395,705.56
2300	(824,253.17)
COUNTY CLERK	(824,253.17)
430100	(778,387.28)
COUNTY RECORDS MANAGEMENT FEES	(778,387.28)
440120	(45,865.89)
INVESTMENT EARNINGS	(45,865.89)
<del>207</del>	<del>(114,654.25)</del>
COUNTY RECORDS MANAGEMENT	(114,654.25)
1207	(108,291.53)
COUNTY RECORDS MANAGEMENT	(108,291.53)
430110	(108,291.53)
COUNTY CLERK FEES	(108,291.53)
2300	(6,362.72)
COUNTY CLERK	(6,362.72)
430100	(6,362.72)
COUNTY RECORDS MANAGEMENT FEES	(6,362.72)
<del>208</del>	<del>(54,240.00)</del>
DISTRICT CLERK RECORDS MGMT & PRESERVATION	(54,240.00)
2700	(54,240.00)
DISTRICT CLERK	(54,240.00)
430132	(52,619.83)
DISTRICT CLERK FEES	(52,619.83)
440120	(1,620.17)
INVESTMENT EARNINGS	(1,620.17)
<del>209</del>	<del>(87,278.64)</del>
DISTRICT CLERK RECORDS PRESERVATION	(87,278.64)
2700	(87,278.64)
DISTRICT CLERK	(87,278.64)
430132	(86,293.78)
DISTRICT CLERK FEES	(86,293.78)
440120	(984.86)
INVESTMENT EARNINGS	(984.86)



2900	(83,863.59)
COUNTY AND DISTRICT COURTS DIGITAL PRESERVATION	(83,863.59)
2900	(83,863.59)
DIGITAL PRESERVATION COUNTY/DISTRICT	(83,863.59)
430102	(56,033.21)
COUNTY/DISTRICT COURT FEES	(56,033.21)
430110	(915.19)
COUNTY CLERK FEES	(915.19)
430132	(24,896.61)
DISTRICT CLERK FEES	(24,896.61)
440120	(2,018.58)
INVESTMENT EARNINGS	(2,018.58)
2910	(14,411.15)
COUNTY AND DISTRICT COURT TECHNOLOGY	(14,411.15)
8107	-
COURT TECHNOLOGY COUNTY/DISTRICT	-
430110	(11,037.08)
COUNTY CLERK FEES	(11,037.08)
430132	11,037.08
DISTRICT CLERK FEES	11,037.08
1211	(14,411.15)
COUNTY & DISTRICT COURT TECHNOLOGY	(14,411.15)
430110	(12,750.58)
COUNTY CLERK FEES	(12,750.58)
430132	(1,660.57)
DISTRICT CLERK FEES	(1,660.57)
2917	(30,080.00)
COURT GUARDIANSHIP	(30,080.00)
8105	(30,080.00)
COURT GUARDIANSHIP	(30,080.00)
430116	(30,080.00)
COURT GUARDIANSHIP FEE	(30,080.00)
2918	(141,400.74)
COURT REPORTER SERVICE	(141,400.74)
1213	(141,400.74)
COURT REPORTER SERVICE	(141,400.74)
430168	(141,400.74)
STENOGRAPHER FEES	(141,400.74)
8106	-
COURT REPORTER	-
430158	-
JUDICIAL EDUCATION	-
2919	(284,614.38)
COURTHOUSE SECURITY - COUNTY/DISTRICT COURT	(284,614.38)
1214	(284,614.38)
COURTHOUSE SECURITY - COUNTY/DISTRICT COURTS	(284,614.38)
430102	(248,838.12)
COUNTY/DISTRICT COURT FEES	(248,838.12)
430116	(35,776.26)
COURT GUARDIANSHIP FEE	(35,776.26)
2920	(61,267.30)
COURTHOUSE SECURITY - JP	(61,267.30)
8590	(61,267.30)
JP JUSTICE COURT SECURITY	(61,267.30)

430102	(37,234.80)
COUNTY/DISTRICT COURT FEES	(37,234.80)
430134	(24,032.50)
JUSTICE OF THE PEACE FEES	(24,032.50)
216	(116,235.09)
JUSTICE COURT TECHNOLOGY	(116,235.09)
1216	(76,923.16)
JUSTICE COURT TECHNOLOGY	(76,923.16)
430134	(76,923.16)
JUSTICE OF THE PEACE FEES	(76,923.16)
8591	(39,311.93)
JP JUSTICE COURT TECHNOLOGY	(39,311.93)
430134	(39,311.93)
JUSTICE OF THE PEACE FEES	(39,311.93)
217	(75,955.06)
JUVENILE CASE MANAGER	(75,955.06)
8592	(75,955.06)
JP JUVENILE CASE MANAGER	(75,955.06)
430134	(75,955.06)
JUSTICE OF THE PEACE FEES	(75,955.06)
218	(23,468.00)
CC VITAL RECORDS PRESERVATION	(23,468.00)
2300	(23,468.00)
COUNTY CLERK	(23,468.00)
430110	(23,468.00)
COUNTY CLERK FEES	(23,468.00)
219	(253,071.73)
CONTRACT ELECTION SERVICE	(253,071.73)
2502	(253,071.73)
CONTRACT ELECTION DIRECT PAID	(253,071.73)
420306	(43,925.00)
OTHER CONTRACT REIMBURSEMENT	(43,925.00)
440100	(11,317.11)
INTEREST-BANK	(11,317.11)
440120	(670.62)
INVESTMENT EARNINGS	(670.62)
450200	(197,159.00)
CONTRACT SERVICE REVENUE	(197,159.00)
220	(89,408,895.79)
GRANTS	(89,408,895.79)
1220	(20,217.02)
GRANTS	(20,217.02)
420102	(0.04)
FEDERAL PROGRAM INCOME	(0.04)
430176	(7,832.00)
PROBATION FEES	(7,832.00)
440100	(12,384.98)
INTEREST-BANK	(12,384.98)
2000	(56,147,649.02)
COUNTY JUDGE	(56,147,649.02)
420100	(55,886,306.59)
FEDERAL GRANT REVENUE	(55,886,306.59)
440100	(261,342.43)
INTEREST-BANK	(261,342.43)

2800	(5,512,126.58)
COUNTY ATTORNEY	(5,512,126.58)
420100	(0.04)
FEDERAL GRANT REVENUE	(0.04)
420200	(1,219,621.04)
STATE GRANT REVENUE	(1,219,621.04)
420206	(4,292,505.50)
STATE CONTRACT REIMBURSEMENT	(4,292,505.50)
3200	(30,166.26)
OTHER	(30,166.26)
420200	(30,166.26)
STATE GRANT REVENUE	(30,166.26)
3210	(11,683,273.30)
NON-DEPARTMENTAL	(11,683,273.30)
420100	-
FEDERAL GRANT REVENUE	-
420200	-
STATE GRANT REVENUE	-
420206	(11,683,273.30)
STATE CONTRACT REIMBURSEMENT	(11,683,273.30)
3250	2,384.18
CHILD WELFARE	2,384.18
420100	2,384.18
FEDERAL GRANT REVENUE	2,384.18
4100	(11,196.51)
ANIMAL SERVICES	(11,196.51)
420200	(1.00)
STATE GRANT REVENUE	(1.00)
420300	(1,197.83)
OTHER GRANT REVENUE	(1,197.83)
420306	(9,997.68)
OTHER CONTRACT REIMBURSEMENT	(9,997.68)
4200	(6,103.43)
FORENSIC SERVICES	(6,103.43)
420100	(6,103.43)
FEDERAL GRANT REVENUE	(6,103.43)
4300	(5,478,021.42)
MCCD-COUNTY APPROPRIATIONS (CDBG)	(5,478,021.42)
420100	(4,479,859.69)
FEDERAL GRANT REVENUE	(4,479,859.69)
420102	(35,738.41)
FEDERAL PROGRAM INCOME	(35,738.41)
450300	(962,423.32)
CONTRIBUTIONS	(962,423.32)
4500	(68,798.01)
MEMORIAL LIBRARY	(68,798.01)
420100	(11,735.54)
FEDERAL GRANT REVENUE	(11,735.54)
420300	(57,062.47)
OTHER GRANT REVENUE	(57,062.47)
4900	(58,499.60)
RECYCLE CENTERS	(58,499.60)
420200	(58,499.60)
STATE GRANT REVENUE	(58,499.60)

5000	(859,855.52)
AIRPORT	(859,855.52)
420100	(810,579.52)
FEDERAL GRANT REVENUE	(810,579.52)
420200	(49,276.00)
STATE GRANT REVENUE	(49,276.00)
5100	(539,745.97)
DISTRICT ATTORNEY	(539,745.97)
420100	(392,449.20)
FEDERAL GRANT REVENUE	(392,449.20)
420200	(65,173.50)
STATE GRANT REVENUE	(65,173.50)
420106	(82,123.27)
FEDERAL CONTRACT REIMBURSEMENT	(82,123.27)
5200	(4,389,927.95)
OFFICE OF HOMELAND SECURITY & EMERGENCY MANAGEMENT	(4,389,927.95)
420100	(4,453,100.53)
FEDERAL GRANT REVENUE	(4,453,100.53)
420200	63,172.58
STATE GRANT REVENUE	63,172.58
5400	(1,704,188.19)
JUVENILE PROBATION-ADMINISTRATIVE	(1,704,188.19)
420200	(1,704,188.19)
STATE GRANT REVENUE	(1,704,188.19)
5401	(1,355,750.72)
JUVENILE PROBATION-DETENTION	(1,355,750.72)
420100	(47,208.12)
FEDERAL GRANT REVENUE	(47,208.12)
420200	(1,292,000.10)
STATE GRANT REVENUE	(1,292,000.10)
420306	(12,797.50)
OTHER CONTRACT REIMBURSEMENT	(12,797.50)
420106	(3,745.00)
FEDERAL CONTRACT REIMBURSEMENT	(3,745.00)
6000	(172,736.38)
SHERIFF	(172,736.38)
420100	(172,736.38)
FEDERAL GRANT REVENUE	(172,736.38)
420200	-
STATE GRANT REVENUE	-
6100	(2,270.00)
SHERIFF HOMELAND SECURITY	(2,270.00)
420300	(2,270.00)
OTHER GRANT REVENUE	(2,270.00)
6200	(49,069.87)
SHERIFF CID	(49,069.87)
420100	(31,894.77)
FEDERAL GRANT REVENUE	(31,894.77)
420106	(17,175.10)
FEDERAL CONTRACT REIMBURSEMENT	(17,175.10)
6201	-
SHERIFF HOMICIDE VIOLENT CRIME	-
420100	-
FEDERAL GRANT REVENUE	-

6202	(85,166.54)
SHERIFF ORGANIZED CRIME	(85,166.54)
420100	(65,421.58)
FEDERAL GRANT REVENUE	(65,421.58)
450200	0.01
CONTRACT SERVICE REVENUE	0.01
420106	(19,744.97)
FEDERAL CONTRACT REIMBURSEMENT	(19,744.97)
6300	(52,371.22)
SHERIFF PATROL	(52,371.22)
420100	(45,634.41)
FEDERAL GRANT REVENUE	(45,634.41)
420200	(2,958.84)
STATE GRANT REVENUE	(2,958.84)
420106	(3,777.97)
FEDERAL CONTRACT REIMBURSEMENT	(3,777.97)
6302	(464,201.17)
SHERIFF PATROL WEST	(464,201.17)
420200	(296,178.55)
STATE GRANT REVENUE	(296,178.55)
450300	(167,598.86)
CONTRIBUTIONS	(167,598.86)
420202	(423.76)
STATE PROGRAM INCOME	(423.76)
6601	(268,608.22)
SHERIFF JAIL	(268,608.22)
420100	(268,608.22)
FEDERAL GRANT REVENUE	(268,608.22)
7100	(10,573.04)
CONSTABLE PRECINCT 1	(10,573.04)
420100	(7,106.11)
FEDERAL GRANT REVENUE	(7,106.11)
420200	(240.73)
STATE GRANT REVENUE	(240.73)
420300	(3,226.20)
OTHER GRANT REVENUE	(3,226.20)
7300	(728.25)
CONSTABLE PRECINCT 3	(728.25)
420300	(728.25)
OTHER GRANT REVENUE	(728.25)
7400	(5,195.43)
CONSTABLE PRECINCT 4	(5,195.43)
420100	(3,625.43)
FEDERAL GRANT REVENUE	(3,625.43)
420300	(1,570.00)
OTHER GRANT REVENUE	(1,570.00)
7500	(59,896.31)
CONSTABLE PRECINCT 5	(59,896.31)
420100	(8,686.30)
FEDERAL GRANT REVENUE	(8,686.30)
420300	(51,210.01)
OTHER GRANT REVENUE	(51,210.01)
8340	(156,889.89)
359TH DISTRICT COURT	(156,889.89)

420200	(156,889.89)
STATE GRANT REVENUE	(156,889.89)
9300	(79,604.00)
COMMISSIONER PRECINCT 3	(79,604.00)
420100	(79,604.00)
FEDERAL GRANT REVENUE	(79,604.00)
9400	(138,450.15)
COMMISSIONER PRECINCT 4	(138,450.15)
420100	(133,502.40)
FEDERAL GRANT REVENUE	(133,502.40)
420300	(4,947.75)
OTHER GRANT REVENUE	(4,947.75)
<b>241</b>	<b>(407,903.32)</b>
HAVA	(407,903.32)
2500	(407,805.26)
ELECTIONS ADMINISTRATOR	(407,805.26)
420100	(407,805.26)
FEDERAL GRANT REVENUE	(407,805.26)
2502	(98.06)
CONTRACT ELECTION DIRECT PAID	(98.06)
450328	(98.06)
SALE OF ASSETS	(98.06)
<b>300</b>	<b>(38,953,543.30)</b>
DEBT SERVICE	(38,953,543.30)
1300	(38,953,543.30)
DEBT SERVICE	(38,953,543.30)
400100	(37,362,213.92)
CURRENT TAXES	(37,362,213.92)
400110	(156,770.65)
DELINQUENT TAXES	(156,770.65)
400140	67.75
OTHER TAXES	67.75
OTHER ALLOCATIONS	(403,637.84)
440100	(177,131.45)
INTEREST-BANK	(177,131.45)
440120	(16,601.10)
INVESTMENT EARNINGS	(16,601.10)
470100	(837,256.09)
TRANSFERS IN	(837,256.09)
<b>333</b>	<b>(485.79)</b>
GL CONVERSION	(485.79)
3333	(485.79)
GL CONVERSION	(485.79)
440100	(1.60)
INTEREST-BANK	(1.60)
440120	(484.19)
INVESTMENT EARNINGS	(484.19)
<b>340</b>	<b>(57,132,652.11)</b>
GASB 34 CONVERSION	(57,132,652.11)
3300	-
PURCHASING AGENT	-
450328	-
SALE OF ASSETS	-
BALANCE SHEET	-

480200	
GAIN/LOSS ON SALE OF ASSETS	-
1340	(57,132,652.11)
GASB 34 CONVERSION	(57,132,652.11)
400100	692,203.00
CURRENT TAXES	692,203.00
400140	24.68
OTHER TAXES	24.68
450320	(57,625,788.80)
MISCELLANEOUS	(57,625,788.80)
480200	(199,090.99)
GAIN/LOSS ON SALE OF ASSETS	(199,090.99)
1400	(1,171,056.38)
LOCAL CAPITAL PROJECTS	(1,171,056.38)
1400	(300,000.00)
LOCAL CAPITAL PROJECTS	(300,000.00)
450320	-
MISCELLANEOUS	-
450328	(300,000.00)
SALE OF ASSETS	(300,000.00)
3700	(871,056.38)
TAX ASSESSOR/COLLECTOR	(871,056.38)
400140	(419,508.32)
OTHER TAXES	(419,508.32)
440100	(451,548.06)
INTEREST-BANK	(451,548.06)
1401	(703,295.04)
C/P REVENUE TOLL BONDS 10	(703,295.04)
1401	(703,295.04)
C/P REVENUE TOLL BONDS 10	(703,295.04)
440100	(2,717.48)
INTEREST-BANK	(2,717.48)
440120	(700,577.56)
INVESTMENT EARNINGS	(700,577.56)
1402	(11,620.82)
C/P CERTIFICATES OF OBLIGATION 2012	(11,620.82)
1402	(11,620.82)
C/P CERTIFICATES OF OBLIGATION 2012	(11,620.82)
440100	(1,321.53)
INTEREST-BANK	(1,321.53)
440120	(10,299.29)
INVESTMENT EARNINGS	(10,299.29)
1403	(16,224,018.94)
C/P PASS THRU TOLL PROJECTS	(16,224,018.94)
1403	(16,224,018.94)
C/P PASS THRU TOLL PROJECTS	(16,224,018.94)
420206	(0.01)
STATE CONTRACT REIMBURSEMENT	(0.01)
440100	-
INTEREST-BANK	-
CONTRACT SERVICE REVENUE	(16,224,018.93)
1404	(69,329.27)
C/P ROAD BONDS 2016	(69,329.27)
1404	(69,329.27)



C/P ROAD BONDS 2016	(69,329.27)
440100	(427.66)
INTEREST-BANK	(427.66)
440120	(68,901.61)
INVESTMENT EARNINGS	(68,901.61)
<del>405</del>	<del>(235,459.10)</del>
C/P ROAD BONDS 2016A	(235,459.10)
1405	(235,459.10)
C/P ROAD BONDS 2016A	(235,459.10)
440100	(5,358.23)
INTEREST-BANK	(5,358.23)
440120	(230,100.87)
INVESTMENT EARNINGS	(230,100.87)
<del>406</del>	<del>(377,822.24)</del>
C/P ROAD BONDS 2018	(377,822.24)
1406	(377,822.24)
C/P ROAD BONDS 2018	(377,822.24)
440100	(377,822.24)
INTEREST-BANK	(377,822.24)
<del>407</del>	<del>(1,046,982.00)</del>
C/P ROAD BONDS 2018B	(1,046,982.00)
1407	(1,046,982.00)
C/P ROAD BONDS 2018B	(1,046,982.00)
440100	(1,046,982.00)
INTEREST-BANK	(1,046,982.00)
<del>408</del>	<del>(19,624.00)</del>
C/P SHERIFF'S PROJECTS	(19,624.00)
1408	(19,624.00)
SHERIFF PROJECTS	(19,624.00)
450320	(19,624.00)
MISCELLANEOUS	(19,624.00)
<del>100</del>	<del>(40,886,381.57)</del>
SELF INSURANCE	(40,886,381.57)
1500	-
SELF INSURANCE	-
480200	-
GAIN/LOSS ON SALE OF ASSETS	-
2201	(40,886,381.57)
SELF INSURANCE	(40,886,381.57)
430232	(30,614,200.98)
COUNTY FUNDING	(30,614,200.98)
430240	(1,628,696.46)
EMPLOYEE/RETIREE FUNDING	(1,628,696.46)
COBRA FUNDING	(340,888.46)
430244	(44,024.03)
THIRD PARTY REIMBURSEMENT	(44,024.03)
430246	(3,398,695.87)
STOP LOSS REIMBURSEMENT	(3,398,695.87)
430248	(1,133,728.21)
RX REBATES	(1,133,728.21)
430250	(66,039.33)
MEDICAL CLAIMS REFUNDS	(66,039.33)
430252	(974.06)
COBRA ADMINISTRATION FEE	(974.06)



430256	(1,030,053.27)
OPERATING SUBSIDY	(1,030,053.27)
430260	(182,110.00)
EMPLOYEE CONTRIBUTION-EMPLOYEE ONLY	(182,110.00)
430262	(365,840.00)
EMPLOYEE CONTRIBUTION-EMPLOYEE AND SPOUSE	(365,840.00)
430264	(394,415.00)
EMPLOYEE CONTRIBUTION-EMPLOYEE AND CHILD	(394,415.00)
430266	(1,131,610.00)
EMPLOYEE CONTRIBUTION-EMPLOYEE AND FAMILY	(1,131,610.00)
SUPPLEMENTAL LIFE EMPLOYEE PREMIUM	(266,280.95)
430270	(5,738.24)
DEPENDENT LIFE EMPLOYEE PREMIUM	(5,738.24)
SALE OF ASSETS	(3,000.00)
501	(1,668,247.14)
WORKERS' COMPENSATION	(1,668,247.14)
2203	(1,668,247.14)
WORKERS COMPENSATION	(1,668,247.14)
430232	(1,350,000.00)
COUNTY FUNDING	(1,350,000.00)
THIRD PARTY REIMBURSEMENT	(46,504.71)
430254	(271,742.43)
CONTRACT FUNDING	(271,742.43)
PROPERTY/CASUALTY	(2,167,333.89)
2202	(95,779.52)
PROPERTY/CASUALTY	(95,779.52)
430244	(95,779.52)
THIRD PARTY REIMBURSEMENT	(95,779.52)
2203	(2,071,554.37)
WORKERS COMPENSATION	(2,071,554.37)
430232	(2,000,000.00)
COUNTY FUNDING	(2,000,000.00)
430244	(71,554.37)
THIRD PARTY REIMBURSEMENT	(71,554.37)
999	-
DEFAULT ZONE FUND	-
1903	-
CAPITAL ROAD PROJECTS	-
450320	-
MISCELLANEOUS	-
(blank)	-
(blank)	-
(blank)	-
(blank)	-
(blank)	-
(blank)	-

# MONTGOMERY COUNTY, TEXAS

## REPORT OF EXPENDITURES

For Year Ended September 30, 2020

AS OF January 15, 2021

	Sum of NetTransactionAmount
100	210,332,059.29
<b>GENERAL OPERATIONS</b>	<b>210,332,059.29</b>
1100	8,511,408.13
<b>GENERAL FUND</b>	<b>8,511,408.13</b>
730110	404.20
POSTAGE	404.20
740570	-
ADVERTISING	-
740660	-
EQUIPMENT RENTAL	-
740970	-
FREIGHT AND HANDLING	-
770100	8,511,073.93
TRANSFERS OUT	8,511,073.93
790100	(70.00)
REIMBURSEMENTS CLEARING	(70.00)
2000	542,020.75
<b>COUNTY JUDGE</b>	<b>542,020.75</b>
710100	154,997.89
SALARY/OFFICIAL-DEPARTMENT HEAD	154,997.89
710110	218,494.67
SALARY/REGULAR	218,494.67
710130	4,157.93
SALARY/OVERTIME	4,157.93
710140	1,934.60
SALARY/CELL PHONE ALLOWANCE	1,934.60
720100	27,236.74
SOCIAL SECURITY	27,236.74
720110	45,861.45
EMPLOYEE INSURANCE	45,861.45
720120	46,565.85
RETIREMENT	46,565.85
720140	414.72
STATE UNEMPLOYMENT TAX	414.72
730100	4,473.08
OFFICE SUPPLIES	4,473.08
730370	52.00
PERIODICALS	52.00
740530	455.88
MOBILE PHONE AND DATA	455.88
740656	3.98
RENT AND LEASES	3.98
740660	2,828.86
EQUIPMENT RENTAL	2,828.86
740720	34,670.75
INDIGENT INTERMENT	34,670.75
790100	(127.65)
REIMBURSEMENTS CLEARING	(127.65)

2100	625,345.81
<b>HUMAN RESOURCES</b>	<b>625,345.81</b>
710100	140,167.55
<b>SALARY/OFFICIAL-DEPARTMENT HEAD</b>	<b>140,167.55</b>
710110	280,289.63
<b>SALARY/REGULAR</b>	<b>280,289.63</b>
710140	967.31
<b>SALARY/CELL PHONE ALLOWANCE</b>	<b>967.31</b>
720100	31,215.05
<b>SOCIAL SECURITY</b>	<b>31,215.05</b>
720110	70,724.82
<b>EMPLOYEE INSURANCE</b>	<b>70,724.82</b>
720120	51,709.03
<b>RETIREMENT</b>	<b>51,709.03</b>
720140	864.00
<b>STATE UNEMPLOYMENT TAX</b>	<b>864.00</b>
730100	6,737.19
<b>OFFICE SUPPLIES</b>	<b>6,737.19</b>
740120	126.00
<b>MEDICAL SERVICES</b>	<b>126.00</b>
740510	802.85
<b>PROFESSIONAL DEVELOPMENT</b>	<b>802.85</b>
740512	28,156.91
<b>PROFESSIONAL SERVICES</b>	<b>28,156.91</b>
740516	3,400.00
<b>PROFESSIONAL SERVICES-URINALYSIS</b>	<b>3,400.00</b>
740640	5,559.70
<b>CONTRACT SERVICES</b>	<b>5,559.70</b>
740660	3,712.62
<b>EQUIPMENT RENTAL</b>	<b>3,712.62</b>
740680	885.00
<b>MEMBERSHIP/ASSOCIATION DUES</b>	<b>885.00</b>
730101	28.15
<b>FOOD SUPPLIES</b>	<b>28.15</b>
2101	1,406.64
<b>CIVIL SERVICE</b>	<b>1,406.64</b>
730100	706.64
<b>OFFICE SUPPLIES</b>	<b>706.64</b>
740512	700.00
<b>PROFESSIONAL SERVICES</b>	<b>700.00</b>
2200	913,399.00
<b>RISK MANAGEMENT</b>	<b>913,399.00</b>
710100	123,468.01
<b>SALARY/OFFICIAL-DEPARTMENT HEAD</b>	<b>123,468.01</b>
710110	455,851.54
<b>SALARY/REGULAR</b>	<b>455,851.54</b>
710140	1,001.90
<b>SALARY/CELL PHONE ALLOWANCE</b>	<b>1,001.90</b>
720100	43,215.89
<b>SOCIAL SECURITY</b>	<b>43,215.89</b>
720110	100,712.17
<b>EMPLOYEE INSURANCE</b>	<b>100,712.17</b>
720120	71,207.94
<b>RETIREMENT</b>	<b>71,207.94</b>

720140	1,317.25
STATE UNEMPLOYMENT TAX	1,317.25
730100	11,941.92
OFFICE SUPPLIES	11,941.92
730240	62.30
FUEL	62.30
730310	112.30
UNIFORMS	112.30
730390	98.37
MEDICAL SUPPLIES	98.37
740110	765.00
IT SOFTWARE MAINTENANCE	765.00
740120	4,648.39
MEDICAL SERVICES	4,648.39
740140	3,809.61
VEHICLE MAINTENANCE	3,809.61
740510	3,378.00
PROFESSIONAL DEVELOPMENT	3,378.00
740512	25,090.14
PROFESSIONAL SERVICES	25,090.14
740530	2,055.43
MOBILE PHONE AND DATA	2,055.43
740540	2,059.26
TRAVEL EXPENSE	2,059.26
740550	12,595.83
SAFETY PROGRAM	12,595.83
740640	131.22
CONTRACT SERVICES	131.22
740660	4,954.20
EQUIPMENT RENTAL	4,954.20
740680	985.00
MEMBERSHIP/ASSOCIATION DUES	985.00
740700	21,880.00
INSURANCE/BOND PREMIUMS	21,880.00
740952	-
BONDS-SURETY	-
750400	22,061.00
CAPITAL OUTLAY-FURNITURE FIXTURES AND EQUIPMENT	22,061.00
790100	(34.55)
REIMBURSEMENTS CLEARING	(34.55)
730101	30.88
FOOD SUPPLIES	30.88
2300	2,425,242.20
COUNTY CLERK	2,425,242.20
710100	133,425.34
SALARY/OFFICIAL-DEPARTMENT HEAD	133,425.34
710110	1,520,167.64
SALARY/REGULAR	1,520,167.64
710130	13.08
SALARY/OVERTIME	13.08
720100	122,019.66
SOCIAL SECURITY	122,019.66
720110	398,247.74
EMPLOYEE INSURANCE	398,247.74

720120	202,898.59
RETIREMENT	202,898.59
720140	5,080.05
STATE UNEMPLOYMENT TAX	5,080.05
730100	7,672.88
OFFICE SUPPLIES	7,672.88
730120	658.00
BOOK SUPPLEMENTS	658.00
730170	11,744.12
BIRTH CERTIFICATES	11,744.12
730210	1,802.62
DATA PROCESSING SUPPLIES	1,802.62
740110	69.95
IT SOFTWARE MAINTENANCE	69.95
740510	1,525.00
PROFESSIONAL DEVELOPMENT	1,525.00
740512	2,475.23
PROFESSIONAL SERVICES	2,475.23
740540	1,403.42
TRAVEL EXPENSE	1,403.42
740580	1,584.00
PRINTING	1,584.00
740640	2,253.11
CONTRACT SERVICES	2,253.11
740660	12,206.07
EQUIPMENT RENTAL	12,206.07
790100	(4.30)
REIMBURSEMENTS CLEARING	(4.30)
2302	402,152.41
COURT COLLECTIONS	402,152.41
710110	246,627.64
SALARY/REGULAR	246,627.64
720100	17,911.58
SOCIAL SECURITY	17,911.58
720110	59,760.11
EMPLOYEE INSURANCE	59,760.11
720120	30,261.23
RETIREMENT	30,261.23
720140	888.80
STATE UNEMPLOYMENT TAX	888.80
730100	2,962.61
OFFICE SUPPLIES	2,962.61
730110	11,547.20
POSTAGE	11,547.20
740512	11,065.75
PROFESSIONAL SERVICES	11,065.75
740640	18,199.33
CONTRACT SERVICES	18,199.33
740660	2,828.16
EQUIPMENT RENTAL	2,828.16
740680	100.00
MEMBERSHIP/ASSOCIATION DUES	100.00
2400	305,299.02
VETERANS SERVICE	305,299.02

710100	86,945.10
SALARY/OFFICIAL-DEPARTMENT HEAD	86,945.10
710110	126,600.92
SALARY/REGULAR	126,600.92
720100	15,556.37
SOCIAL SECURITY	15,556.37
720110	40,126.78
EMPLOYEE INSURANCE	40,126.78
720120	26,202.28
RETIREMENT	26,202.28
720140	629.86
STATE UNEMPLOYMENT TAX	629.86
730100	1,528.93
OFFICE SUPPLIES	1,528.93
740510	1,290.00
PROFESSIONAL DEVELOPMENT	1,290.00
740540	3,959.25
TRAVEL EXPENSE	3,959.25
740620	143.91
ELECTRICITY	143.91
740660	2,315.62
EQUIPMENT RENTAL	2,315.62
2500	1,489,742.88
ELECTIONS ADMINISTRATOR	1,489,742.88
710100	90,015.86
SALARY/OFFICIAL-DEPARTMENT HEAD	90,015.86
710110	821,551.99
SALARY/REGULAR	821,551.99
710130	69,409.58
SALARY/OVERTIME	69,409.58
720100	73,205.07
SOCIAL SECURITY	73,205.07
720110	126,729.26
EMPLOYEE INSURANCE	126,729.26
720120	84,637.92
RETIREMENT	84,637.92
720140	8,366.98
STATE UNEMPLOYMENT TAX	8,366.98
730100	41,408.56
OFFICE SUPPLIES	41,408.56
730210	13,278.52
DATA PROCESSING SUPPLIES	13,278.52
730220	489.17
REPLACEMENTS	489.17
730240	50.50
FUEL	50.50
730250	152.71
SHOP SUPPLIES	152.71
730320	1,775.62
IT HARDWARE	1,775.62
730330	52.99
IT SOFTWARE	52.99
740140	232.36
VEHICLE MAINTENANCE	232.36

740512		99,000.64
PROFESSIONAL SERVICES		99,000.64
740530		8,029.72
MOBILE PHONE AND DATA		8,029.72
740540		5,295.65
TRAVEL EXPENSE		5,295.65
740580		27,278.80
PRINTING		27,278.80
740620		15,445.27
ELECTRICITY		15,445.27
740628		1,920.00
TELEPHONE-FIBER OPTIC-RESTRICTED		1,920.00
740640		243.55
CONTRACT SERVICES		243.55
740656		300.00
RENT AND LEASES		300.00
740660		533.80
EQUIPMENT RENTAL		533.80
740970		341.00
FREIGHT AND HANDLING		341.00
790100		(2.64)
REIMBURSEMENTS CLEARING		(2.64)
740627		-
TELEPHONE-RESTRICTED		-
2501		120,072.98
VOTER REGISTRATION		120,072.98
710110		47,068.43
SALARY/REGULAR		47,068.43
710130		1,240.89
SALARY/OVERTIME		1,240.89
720100		3,695.67
SOCIAL SECURITY		3,695.67
720140		576.28
STATE UNEMPLOYMENT TAX		576.28
730100		23,802.41
OFFICE SUPPLIES		23,802.41
730210		1,934.00
DATA PROCESSING SUPPLIES		1,934.00
730320		15,403.24
IT HARDWARE		15,403.24
740512		6,490.00
PROFESSIONAL SERVICES		6,490.00
740530		574.12
MOBILE PHONE AND DATA		574.12
740540		536.44
TRAVEL EXPENSE		536.44
740580		10,543.50
PRINTING		10,543.50
750400		8,208.00
CAPITAL OUTLAY-FURNITURE FIXTURES AND EQUIPMENT		8,208.00
2600		12,827,611.64
INFORMATION TECHNOLOGY		12,827,611.64
710100		129,893.06
SALARY/OFFICIAL-DEPARTMENT HEAD		129,893.06

710110	
SALARY/REGULAR	2,494,272.98
710140	2,494,272.98
SALARY/CELL PHONE ALLOWANCE	6,291.92
720100	6,291.92
SOCIAL SECURITY	196,224.95
720110	196,224.95
EMPLOYEE INSURANCE	383,809.88
720120	383,809.88
RETIREMENT	322,778.94
720140	322,778.94
STATE UNEMPLOYMENT TAX	5,352.81
730100	5,352.81
OFFICE SUPPLIES	68,757.80
730110	68,757.80
POSTAGE	9,827.43
730210	9,827.43
DATA PROCESSING SUPPLIES	1,199.94
730220	1,199.94
REPLACEMENTS	799.77
730240	799.77
FUEL	3,467.80
730320	3,467.80
IT HARDWARE	430,923.42
730330	430,923.42
IT SOFTWARE	1,484,523.95
730332	1,484,523.95
TELEPHONE-REPAIRS/REPLACEMENT-RESTRICTED	676,814.23
740110	676,814.23
IT SOFTWARE MAINTENANCE	2,127,103.77
740140	2,127,103.77
VEHICLE MAINTENANCE	1,263.79
740420	1,263.79
COURIER SERVICE	4,474.50
740510	4,474.50
PROFESSIONAL DEVELOPMENT	11,658.28
740512	11,658.28
PROFESSIONAL SERVICES	416,840.88
740530	416,840.88
MOBILE PHONE AND DATA	28,514.66
740540	28,514.66
TRAVEL EXPENSE	2,131.68
740620	2,131.68
ELECTRICITY	190.00
740628	190.00
TELEPHONE-FIBER OPTIC-RESTRICTED	641,273.46
740660	641,273.46
EQUIPMENT RENTAL	1,720.44
740662	1,720.44
LEASE TO PURCHASE	359,496.37
740680	359,496.37
MEMBERSHIP/ASSOCIATION DUES	350.00
750400	350.00
CAPITAL OUTLAY-FURNITURE FIXTURES AND EQUIPMENT	1,980,819.46
	1,980,819.46



750500	205,465.78
CAPITAL OUTLAY-INTANGIBLES	205,465.78
750600	106,816.30
CAPITAL OUTLAY-VEHICLES	106,816.30
750800	576,967.28
MAJOR PROJECTS	576,967.28
790100	(56,199.53)
REIMBURSEMENTS CLEARING	(56,199.53)
740260	34.04
INTEREST ON CREDIT CARDS	34.04
740627	199,399.35
TELEPHONE-RESTRICTED	199,399.35
740100	4,352.25
IT HARDWARE MAINTENANCE	4,352.25
2700	3,584,221.60
DISTRICT CLERK	3,584,221.60
710100	133,425.34
SALARY/OFFICIAL-DEPARTMENT HEAD	133,425.34
710110	2,274,561.96
SALARY/REGULAR	2,274,561.96
720100	177,314.03
SOCIAL SECURITY	177,314.03
720110	658,872.00
EMPLOYEE INSURANCE	658,872.00
720120	295,460.48
RETIREMENT	295,460.48
720140	8,911.83
STATE UNEMPLOYMENT TAX	8,911.83
730100	11,767.53
OFFICE SUPPLIES	11,767.53
730320	1,836.32
IT HARDWARE	1,836.32
740510	1,030.00
PROFESSIONAL DEVELOPMENT	1,030.00
740540	1,346.55
TRAVEL EXPENSE	1,346.55
740580	750.00
PRINTING	750.00
740640	288.91
CONTRACT SERVICES	288.91
740660	18,852.41
EQUIPMENT RENTAL	18,852.41
740680	50.00
MEMBERSHIP/ASSOCIATION DUES	50.00
790100	(450.00)
REIMBURSEMENTS CLEARING	(450.00)
740100	204.24
IT HARDWARE MAINTENANCE	204.24
2800	3,540,466.72
COUNTY ATTORNEY	3,540,466.72
710100	184,399.69
SALARY/OFFICIAL-DEPARTMENT HEAD	184,399.69
710110	2,273,246.21
SALARY/REGULAR	2,273,246.21

710130		403.00
SALARY/OVERTIME		403.00
710140		2,508.25
SALARY/CELL PHONE ALLOWANCE		2,508.25
720100		183,757.63
SOCIAL SECURITY		183,757.63
720110		308,280.17
EMPLOYEE INSURANCE		308,280.17
720120		308,513.15
RETIREMENT		308,513.15
720140		4,449.45
STATE UNEMPLOYMENT TAX		4,449.45
730100		14,139.25
OFFICE SUPPLIES		14,139.25
730120		27,012.36
BOOK SUPPLEMENTS		27,012.36
730330		25.56
IT SOFTWARE		25.56
740220		203,559.30
LEGAL/LITIGATION COSTS		203,559.30
740420		233.90
COURIER SERVICE		233.90
740504		9,624.86
ONLINE SERVICES		9,624.86
740510		8,297.94
PROFESSIONAL DEVELOPMENT		8,297.94
740540		2,005.84
TRAVEL EXPENSE		2,005.84
740580		1,430.19
PRINTING		1,430.19
740640		150.72
CONTRACT SERVICES		150.72
740660		7,489.43
EQUIPMENT RENTAL		7,489.43
740680		770.00
MEMBERSHIP/ASSOCIATION DUES		770.00
740970		241.55
FREIGHT AND HANDLING		241.55
790100		(71.73)
REIMBURSEMENTS CLEARING		(71.73)
740450		-
SERVICE/CITATIONS		-
2801		51,447.04
COUNTY ATTORNEY STATE FUNDS		51,447.04
710150		35,265.00
SALARY/SPECIAL PAY		35,265.00
730100		2,104.50
OFFICE SUPPLIES		2,104.50
740220		(1,274.94)
LEGAL/LITIGATION COSTS		(1,274.94)
740230		25.00
LITIGATION EXPENSES		25.00
740470		20.00
EXPERT WITNESS		20.00

740484	1,353.34
COURT REPORTER TRANSCRIPT	1,353.34
740504	2,970.99
ONLINE SERVICES	2,970.99
740510	3,173.20
PROFESSIONAL DEVELOPMENT	3,173.20
740540	479.00
TRAVEL EXPENSE	479.00
740680	4,566.00
MEMBERSHIP/ASSOCIATION DUES	4,566.00
740690	1,650.00
COURT COST	1,650.00
740450	1,114.95
SERVICE/CITATIONS	1,114.95
3000	3,191,718.95
BUILDING CUSTODIAL SERVICES	3,191,718.95
710100	107,614.79
SALARY/OFFICIAL-DEPARTMENT HEAD	107,614.79
710110	1,801,499.53
SALARY/REGULAR	1,801,499.53
710130	98,875.20
SALARY/OVERTIME	98,875.20
720100	149,963.89
SOCIAL SECURITY	149,963.89
720110	386,963.55
EMPLOYEE INSURANCE	386,963.55
720120	247,120.93
RETIREMENT	247,120.93
720140	10,121.06
STATE UNEMPLOYMENT TAX	10,121.06
730100	11,806.97
OFFICE SUPPLIES	11,806.97
730140	231,287.94
JANITOR SUPPLIES	231,287.94
730220	9,073.63
REPLACEMENTS	9,073.63
730240	4,378.52
FUEL	4,378.52
730250	2,493.50
SHOP SUPPLIES	2,493.50
730260	2,592.70
VEHICLE SUPPLIES	2,592.70
730310	9,423.16
UNIFORMS	9,423.16
730390	(1,797.20)
MEDICAL SUPPLIES	(1,797.20)
740140	24,498.69
VEHICLE MAINTENANCE	24,498.69
740510	2,148.00
PROFESSIONAL DEVELOPMENT	2,148.00
740512	52,576.69
PROFESSIONAL SERVICES	52,576.69
740530	8,383.39
MOBILE PHONE AND DATA	8,383.39

740540	1,459.01
TRAVEL EXPENSE	1,459.01
740622	168.00
GAS	168.00
740660	2,187.97
EQUIPMENT RENTAL	2,187.97
740680	60.00
MEMBERSHIP/ASSOCIATION DUES	60.00
750400	4,018.00
CAPITAL OUTLAY-FURNITURE FIXTURES AND EQUIPMENT	4,018.00
750600	26,940.00
CAPITAL OUTLAY-VEHICLES	26,940.00
790100	(2,138.97)
REIMBURSEMENTS CLEARING	(2,138.97)
3100	7,115,204.25
BUILDING MAINTENANCE/CONSTRUCTION	7,115,204.25
710100	126,881.43
SALARY/OFFICIAL-DEPARTMENT HEAD	126,881.43
710110	2,361,922.31
SALARY/REGULAR	2,361,922.31
710130	129,970.66
SALARY/OVERTIME	129,970.66
720100	195,852.53
SOCIAL SECURITY	195,852.53
720110	539,155.67
EMPLOYEE INSURANCE	539,155.67
720120	323,613.33
RETIREMENT	323,613.33
720140	6,679.22
STATE UNEMPLOYMENT TAX	6,679.22
730100	56,689.56
OFFICE SUPPLIES	56,689.56
730140	166.60
JANITOR SUPPLIES	166.60
730220	939,192.36
REPLACEMENTS	939,192.36
730240	74,875.43
FUEL	74,875.43
730250	537.32
SHOP SUPPLIES	537.32
730262	200.21
RADIO SUPPLIES	200.21
730310	7,984.47
UNIFORMS	7,984.47
740140	25,738.19
VEHICLE MAINTENANCE	25,738.19
740150	53,677.15
LANDSCAPE MAINTENANCE	53,677.15
740510	3,945.95
PROFESSIONAL DEVELOPMENT	3,945.95
740512	177,592.52
PROFESSIONAL SERVICES	177,592.52
740530	13,278.93
MOBILE PHONE AND DATA	13,278.93

740620	1,416,011.54
ELECTRICITY	1,416,011.54
740622	29,179.77
GAS	29,179.77
740624	286,084.53
WATER AND SEWER	286,084.53
740640	127,644.81
CONTRACT SERVICES	127,644.81
740660	8,492.93
EQUIPMENT RENTAL	8,492.93
750600	206,843.32
CAPITAL OUTLAY-VEHICLES	206,843.32
750800	3,442.05
MAJOR PROJECTS	3,442.05
790100	(448.54)
REIMBURSEMENTS CLEARING	(448.54)
3200	4,103,977.12
OTHER	4,103,977.12
740210	158,643.75
PSYCHOLOGICAL/PSYCHIATRIC SERVICE	158,643.75
740500	2,531,019.37
ECONOMIC DEVELOPMENT	2,531,019.37
740640	1,411,873.00
CONTRACT SERVICES	1,411,873.00
740690	2,441.00
COURT COST	2,441.00
3210	12,606,263.28
NON-DEPARTMENTAL	12,606,263.28
720110	3,946,110.00
EMPLOYEE INSURANCE	3,946,110.00
720130	1,350,000.00
WORKERS COMPENSATION	1,350,000.00
720140	14,921.04
STATE UNEMPLOYMENT TAX	14,921.04
730100	6,419.49
OFFICE SUPPLIES	6,419.49
730110	544,000.43
POSTAGE	544,000.43
740210	-
PSYCHOLOGICAL/PSYCHIATRIC SERVICE	-
740400	60,000.00
AUDIT	60,000.00
740420	157.06
COURIER SERVICE	157.06
740502	2,142,767.28
CENTRAL APPRAISAL DISTRICT	2,142,767.28
740512	232,747.79
PROFESSIONAL SERVICES	232,747.79
740570	24,155.24
ADVERTISING	24,155.24
740640	278,926.81
CONTRACT SERVICES	278,926.81
740642	15,000.00
SOIL CONSERVATION	15,000.00

740662	1,959,354.53
LEASE TO PURCHASE	1,959,354.53
740680	25,559.84
MEMBERSHIP/ASSOCIATION DUES	25,559.84
740690	-
COURT COST	-
740700	2,000,000.00
INSURANCE/BOND PREMIUMS	2,000,000.00
740970	521.87
FREIGHT AND HANDLING	521.87
730410	5,621.90
INVOICE TOLERANCE*	5,621.90
3220	171,174.52
ALTERNATE DISPUTE RESOLUTION	171,174.52
740512	171,174.52
PROFESSIONAL SERVICES	171,174.52
3230	122,228.68
DEPARTMENT OF PUBLIC SAFETY	122,228.68
710110	82,139.38
SALARY/REGULAR	82,139.38
720100	6,155.79
SOCIAL SECURITY	6,155.79
720110	23,567.20
EMPLOYEE INSURANCE	23,567.20
720120	10,078.31
RETIREMENT	10,078.31
720140	288.00
STATE UNEMPLOYMENT TAX	288.00
3240	66,000.00
HISTORICAL COMMISSION	66,000.00
740504	100.00
ONLINE SERVICES	100.00
740580	690.00
PRINTING	690.00
740640	65,210.00
CONTRACT SERVICES	65,210.00
750800	-
MAJOR PROJECTS	-
3250	44,128.62
CHILD WELFARE	44,128.62
710120	8,195.00
SALARY/OTHER	8,195.00
730160	10,008.27
CLOTHING	10,008.27
730170	723.00
BIRTH CERTIFICATES	723.00
740120	60.00
MEDICAL SERVICES	60.00
740512	1,290.00
PROFESSIONAL SERVICES	1,290.00
740560	2,323.88
TRANSPORTATION	2,323.88
740628	843.64
TELEPHONE-FIBER OPTIC-RESTRICTED	843.64

740770	20,137.24
ALLOWANCE	20,137.24
740780	121.96
FOSTER CARE	121.96
740627	425.63
TELEPHONE-RESTRICTED	425.63
3300	1,159,866.21
PURCHASING AGENT	1,159,866.21
710100	142,741.23
SALARY/OFFICIAL-DEPARTMENT HEAD	142,741.23
710110	686,623.20
SALARY/REGULAR	686,623.20
710130	1,391.45
SALARY/OVERTIME	1,391.45
720100	61,228.42
SOCIAL SECURITY	61,228.42
720110	138,434.64
EMPLOYEE INSURANCE	138,434.64
720120	101,933.47
RETIREMENT	101,933.47
720140	1,728.68
STATE UNEMPLOYMENT TAX	1,728.68
730100	14,175.17
OFFICE SUPPLIES	14,175.17
730330	3,960.00
IT SOFTWARE	3,960.00
740140	56.80
VEHICLE MAINTENANCE	56.80
740510	4,970.00
PROFESSIONAL DEVELOPMENT	4,970.00
740530	579.01
MOBILE PHONE AND DATA	579.01
740540	742.28
TRAVEL EXPENSE	742.28
740580	80.00
PRINTING	80.00
740680	1,394.00
MEMBERSHIP/ASSOCIATION DUES	1,394.00
790100	(172.14)
REIMBURSEMENTS CLEARING	(172.14)
3400	2,105,329.10
COUNTY AUDITOR	2,105,329.10
710100	130,923.08
SALARY/OFFICIAL-DEPARTMENT HEAD	130,923.08
710110	1,354,288.18
SALARY/REGULAR	1,354,288.18
710130	4,833.54
SALARY/OVERTIME	4,833.54
720100	109,950.49
SOCIAL SECURITY	109,950.49
720110	266,447.55
EMPLOYEE INSURANCE	266,447.55
720120	182,829.13
RETIREMENT	182,829.13

720140	4,037.32
STATE UNEMPLOYMENT TAX	4,037.32
730100	18,541.49
OFFICE SUPPLIES	18,541.49
730240	30.34
FUEL	30.34
730260	8.43
VEHICLE SUPPLIES	8.43
730320	961.68
IT HARDWARE	961.68
740140	2,025.15
VEHICLE MAINTENANCE	2,025.15
740510	7,477.00
PROFESSIONAL DEVELOPMENT	7,477.00
740512	1,895.00
PROFESSIONAL SERVICES	1,895.00
740530	441.21
MOBILE PHONE AND DATA	441.21
740540	3,166.75
TRAVEL EXPENSE	3,166.75
740640	9,500.00
CONTRACT SERVICES	9,500.00
740660	8,329.09
EQUIPMENT RENTAL	8,329.09
740680	415.00
MEMBERSHIP/ASSOCIATION DUES	415.00
740970	30.56
FREIGHT AND HANDLING	30.56
790100	(801.89)
REIMBURSEMENTS CLEARING	(801.89)
3500	322,958.83
BUDGET OFFICE	322,958.83
710100	124,978.19
SALARY/OFFICIAL-DEPARTMENT HEAD	124,978.19
710110	112,689.50
SALARY/REGULAR	112,689.50
710140	967.31
SALARY/CELL PHONE ALLOWANCE	967.31
720100	17,891.74
SOCIAL SECURITY	17,891.74
720110	32,744.31
EMPLOYEE INSURANCE	32,744.31
720120	29,280.56
RETIREMENT	29,280.56
720140	441.00
STATE UNEMPLOYMENT TAX	441.00
730100	472.43
OFFICE SUPPLIES	472.43
740510	200.00
PROFESSIONAL DEVELOPMENT	200.00
740530	79.78
MOBILE PHONE AND DATA	79.78
740580	839.99
PRINTING	839.99



740640	223.86
CONTRACT SERVICES	223.86
740660	2,150.16
EQUIPMENT RENTAL	2,150.16
3600	734,367.06
COUNTY TREASURER	734,367.06
710100	143,567.08
SALARY/OFFICIAL-DEPARTMENT HEAD	143,567.08
710110	366,019.48
SALARY/REGULAR	366,019.48
710130	8,334.65
SALARY/OVERTIME	8,334.65
720100	38,134.04
SOCIAL SECURITY	38,134.04
720110	94,288.56
EMPLOYEE INSURANCE	94,288.56
720120	63,548.85
RETIREMENT	63,548.85
720140	1,008.00
STATE UNEMPLOYMENT TAX	1,008.00
730100	11,021.45
OFFICE SUPPLIES	11,021.45
730220	293.60
REPLACEMENTS	293.60
740510	2,580.98
PROFESSIONAL DEVELOPMENT	2,580.98
740512	2,091.63
PROFESSIONAL SERVICES	2,091.63
740540	962.56
TRAVEL EXPENSE	962.56
740660	2,787.96
EQUIPMENT RENTAL	2,787.96
740680	540.00
MEMBERSHIP/ASSOCIATION DUES	540.00
790100	(811.78)
REIMBURSEMENTS CLEARING	(811.78)
3700	4,481,191.68
TAX ASSESSOR/COLLECTOR	4,481,191.68
710100	155,379.92
SALARY/OFFICIAL-DEPARTMENT HEAD	155,379.92
710110	2,786,321.16
SALARY/REGULAR	2,786,321.16
710130	206.67
SALARY/OVERTIME	206.67
710140	967.29
SALARY/CELL PHONE ALLOWANCE	967.29
720100	216,482.54
SOCIAL SECURITY	216,482.54
720110	713,001.03
EMPLOYEE INSURANCE	713,001.03
720120	361,089.26
RETIREMENT	361,089.26
720140	9,489.36
STATE UNEMPLOYMENT TAX	9,489.36

730100	57,056.75
OFFICE SUPPLIES	57,056.75
730110	-
POSTAGE	-
730210	25,362.24
DATA PROCESSING SUPPLIES	25,362.24
730320	-
IT HARDWARE	-
740110	-
IT SOFTWARE MAINTENANCE	-
740510	5,400.00
PROFESSIONAL DEVELOPMENT	5,400.00
740540	1,737.52
TRAVEL EXPENSE	1,737.52
740580	31,087.58
PRINTING	31,087.58
740620	19,556.78
ELECTRICITY	19,556.78
740640	95,384.15
CONTRACT SERVICES	95,384.15
740660	149.43
EQUIPMENT RENTAL	149.43
740680	3,170.00
MEMBERSHIP/ASSOCIATION DUES	3,170.00
790100	(650.00)
REIMBURSEMENTS CLEARING	(650.00)
740100	-
IT HARDWARE MAINTENANCE	-
3701	10,926.20
TAC SPECIAL INVENTORY TAX	10,926.20
730100	5,570.00
OFFICE SUPPLIES	5,570.00
740510	2,190.00
PROFESSIONAL DEVELOPMENT	2,190.00
740540	3,166.20
TRAVEL EXPENSE	3,166.20
4000	2,024,943.78
ENVIRONMENTAL HEALTH	2,024,943.78
710100	128,418.17
SALARY/OFFICIAL-DEPARTMENT HEAD	128,418.17
710110	1,301,821.81
SALARY/REGULAR	1,301,821.81
720100	103,942.32
SOCIAL SECURITY	103,942.32
720110	247,981.34
EMPLOYEE INSURANCE	247,981.34
720120	175,509.61
RETIREMENT	175,509.61
720140	3,024.56
STATE UNEMPLOYMENT TAX	3,024.56
730100	9,539.28
OFFICE SUPPLIES	9,539.28
730240	3,197.76
FUEL	3,197.76

740140	1,372.45
VEHICLE MAINTENANCE	1,372.45
740510	690.00
PROFESSIONAL DEVELOPMENT	690.00
740528	26,035.40
PROFESSIONAL SERVICES-STORMWATER	26,035.40
740530	11,127.98
MOBILE PHONE AND DATA	11,127.98
740540	3,070.56
TRAVEL EXPENSE	3,070.56
740580	3,696.00
PRINTING	3,696.00
740660	3,253.54
EQUIPMENT RENTAL	3,253.54
740680	2,263.00
MEMBERSHIP/ASSOCIATION DUES	2,263.00
4001	500,906.19
PERMITS	500,906.19
710100	98,447.55
SALARY/OFFICIAL-DEPARTMENT HEAD	98,447.55
710110	238,365.90
SALARY/REGULAR	238,365.90
710140	967.31
SALARY/CELL PHONE ALLOWANCE	967.31
720100	24,894.70
SOCIAL SECURITY	24,894.70
720110	82,512.29
EMPLOYEE INSURANCE	82,512.29
720120	41,445.71
RETIREMENT	41,445.71
720140	1,008.00
STATE UNEMPLOYMENT TAX	1,008.00
730100	8,393.10
OFFICE SUPPLIES	8,393.10
740510	600.00
PROFESSIONAL DEVELOPMENT	600.00
740580	688.88
PRINTING	688.88
740660	3,282.75
EQUIPMENT RENTAL	3,282.75
740680	300.00
MEMBERSHIP/ASSOCIATION DUES	300.00
4100	4,930,117.58
ANIMAL SERVICES	4,930,117.58
710100	117,266.03
SALARY/OFFICIAL-DEPARTMENT HEAD	117,266.03
710110	2,209,880.11
SALARY/REGULAR	2,209,880.11
710130	90,735.95
SALARY/OVERTIME	90,735.95
710140	7,071.39
SALARY/CELL PHONE ALLOWANCE	7,071.39
720100	179,999.31
SOCIAL SECURITY	179,999.31

720110	579,923.81
EMPLOYEE INSURANCE	579,923.81
720120	297,440.65
RETIREMENT	297,440.65
720140	8,644.96
STATE UNEMPLOYMENT TAX	8,644.96
730100	299,149.13
OFFICE SUPPLIES	299,149.13
730220	23,869.05
REPLACEMENTS	23,869.05
730240	6,749.18
FUEL	6,749.18
730290	91,010.00
SPAY/NEUTER PROGRAM EXPENSE	91,010.00
730310	8,958.04
UNIFORMS	8,958.04
730330	51.95
IT SOFTWARE	51.95
730390	610,211.65
MEDICAL SUPPLIES	610,211.65
740110	-
IT SOFTWARE MAINTENANCE	-
740120	-
MEDICAL SERVICES	-
740140	52,535.30
VEHICLE MAINTENANCE	52,535.30
740420	1,063.69
COURIER SERVICE	1,063.69
740510	2,779.23
PROFESSIONAL DEVELOPMENT	2,779.23
740512	15,492.99
PROFESSIONAL SERVICES	15,492.99
740530	4,647.18
MOBILE PHONE AND DATA	4,647.18
740540	7,344.89
TRAVEL EXPENSE	7,344.89
740580	1,776.29
PRINTING	1,776.29
740620	58,589.54
ELECTRICITY	58,589.54
740640	23,331.20
CONTRACT SERVICES	23,331.20
740660	17,485.31
EQUIPMENT RENTAL	17,485.31
750400	80,355.00
CAPITAL OUTLAY-FURNITURE FIXTURES AND EQUIPMENT	80,355.00
750600	135,537.00
CAPITAL OUTLAY-VEHICLES	135,537.00
790100	(1,781.25)
REIMBURSEMENTS CLEARING	(1,781.25)
4200	2,089,687.96
FORENSIC SERVICES	2,089,687.96
710100	279,064.96
SALARY/OFFICIAL-DEPARTMENT HEAD	279,064.96

710110	833,224.42
<b>SALARY/REGULAR</b>	<b>833,224.42</b>
710130	28,471.89
<b>SALARY/OVERTIME</b>	<b>28,471.89</b>
720100	65,412.42
<b>SOCIAL SECURITY</b>	<b>65,412.42</b>
720110	112,107.03
<b>EMPLOYEE INSURANCE</b>	<b>112,107.03</b>
720120	140,047.50
<b>RETIREMENT</b>	<b>140,047.50</b>
720140	1,526.88
<b>STATE UNEMPLOYMENT TAX</b>	<b>1,526.88</b>
730100	27,104.38
<b>OFFICE SUPPLIES</b>	<b>27,104.38</b>
730110	2,940.80
<b>POSTAGE</b>	<b>2,940.80</b>
730120	(300.00)
<b>BOOK SUPPLEMENTS</b>	<b>(300.00)</b>
730140	(33.58)
<b>JANITOR SUPPLIES</b>	<b>(33.58)</b>
730210	1,937.30
<b>DATA PROCESSING SUPPLIES</b>	<b>1,937.30</b>
730240	1,053.76
<b>FUEL</b>	<b>1,053.76</b>
730310	521.08
<b>UNIFORMS</b>	<b>521.08</b>
730390	62,744.67
<b>MEDICAL SUPPLIES</b>	<b>62,744.67</b>
740120	4,788.13
<b>MEDICAL SERVICES</b>	<b>4,788.13</b>
740140	548.67
<b>VEHICLE MAINTENANCE</b>	<b>548.67</b>
740510	1,120.00
<b>PROFESSIONAL DEVELOPMENT</b>	<b>1,120.00</b>
740512	21,864.93
<b>PROFESSIONAL SERVICES</b>	<b>21,864.93</b>
740530	2,815.61
<b>MOBILE PHONE AND DATA</b>	<b>2,815.61</b>
740540	4,657.40
<b>TRAVEL EXPENSE</b>	<b>4,657.40</b>
740560	187,850.00
<b>TRANSPORTATION</b>	<b>187,850.00</b>
740620	17,278.60
<b>ELECTRICITY</b>	<b>17,278.60</b>
740640	285,418.53
<b>CONTRACT SERVICES</b>	<b>285,418.53</b>
740660	6,207.37
<b>EQUIPMENT RENTAL</b>	<b>6,207.37</b>
740680	1,155.00
<b>MEMBERSHIP/ASSOCIATION DUES</b>	<b>1,155.00</b>
740970	185.21
<b>FREIGHT AND HANDLING</b>	<b>185.21</b>
790100	(25.00)
<b>REIMBURSEMENTS CLEARING</b>	<b>(25.00)</b>

4300		693.89
MCCD COUNTY APPROPRIATIONS (CDBG)		693.89
730100		127.92
OFFICE SUPPLIES		127.92
740512		560.00
PROFESSIONAL SERVICES		560.00
740660		5.97
EQUIPMENT RENTAL		5.97
4400		1,044,103.85
CONVENTION CENTER		1,044,103.85
710100		129,854.49
SALARY/OFFICIAL-DEPARTMENT HEAD		129,854.49
710110		303,063.41
SALARY/REGULAR		303,063.41
710130		5,210.10
SALARY/OVERTIME		5,210.10
720100		32,632.41
SOCIAL SECURITY		32,632.41
720110		96,390.57
EMPLOYEE INSURANCE		96,390.57
720120		53,991.71
RETIREMENT		53,991.71
720140		1,299.42
STATE UNEMPLOYMENT TAX		1,299.42
730100		20,557.26
OFFICE SUPPLIES		20,557.26
730140		10,401.52
JANITOR SUPPLIES		10,401.52
730220		18,815.40
REPLACEMENTS		18,815.40
730240		1,303.41
FUEL		1,303.41
730250		2,749.48
SHOP SUPPLIES		2,749.48
730260		428.90
VEHICLE SUPPLIES		428.90
730262		1,354.57
RADIO SUPPLIES		1,354.57
730310		1,430.63
UNIFORMS		1,430.63
730330		801.18
IT SOFTWARE		801.18
730350		130.93
AGRICULTURE SUPPLIES		130.93
730370		26.00
PERIODICALS		26.00
740140		8,558.30
VEHICLE MAINTENANCE		8,558.30
740150		75,873.24
LANDSCAPE MAINTENANCE		75,873.24
740510		1,775.00
PROFESSIONAL DEVELOPMENT		1,775.00
740512		52,170.27
PROFESSIONAL SERVICES		52,170.27

740530	3,018.89
MOBILE PHONE AND DATA	3,018.89
740540	4,104.37
TRAVEL EXPENSE	4,104.37
740570	10,980.00
ADVERTISING	10,980.00
740580	262.56
PRINTING	262.56
740620	144,038.25
ELECTRICITY	144,038.25
740640	59,235.36
CONTRACT SERVICES	59,235.36
740660	4,345.82
EQUIPMENT RENTAL	4,345.82
740680	620.00
MEMBERSHIP/ASSOCIATION DUES	620.00
740750	(129.60)
REMODEL	(129.60)
790100	(1,190.00)
REIMBURSEMENTS CLEARING	(1,190.00)
4500	9,812,312.52
MEMORIAL LIBRARY	9,812,312.52
710100	146,463.46
SALARY/OFFICIAL-DEPARTMENT HEAD	146,463.46
710110	5,612,365.50
SALARY/REGULAR	5,612,365.50
710130	-
SALARY/OVERTIME	-
720100	428,064.22
SOCIAL SECURITY	428,064.22
720110	1,363,035.36
EMPLOYEE INSURANCE	1,363,035.36
720120	706,608.49
RETIREMENT	706,608.49
720140	23,394.03
STATE UNEMPLOYMENT TAX	23,394.03
730100	128,191.78
OFFICE SUPPLIES	128,191.78
730110	11,000.00
POSTAGE	11,000.00
730210	7,363.58
DATA PROCESSING SUPPLIES	7,363.58
730220	12,991.92
REPLACEMENTS	12,991.92
730240	1,662.76
FUEL	1,662.76
730250	16.97
SHOP SUPPLIES	16.97
730320	10,695.76
IT HARDWARE	10,695.76
730370	160,092.26
PERIODICALS	160,092.26
730380	222,377.06
AUDIO/VISUAL SUPPLIES	222,377.06

740140	1,632.82
VEHICLE MAINTENANCE	1,632.82
740510	715.00
PROFESSIONAL DEVELOPMENT	715.00
740512	226,684.39
PROFESSIONAL SERVICES	226,684.39
740530	645.80
MOBILE PHONE AND DATA	645.80
740540	3,439.11
TRAVEL EXPENSE	3,439.11
740580	780.65
PRINTING	780.65
740620	154,588.23
ELECTRICITY	154,588.23
740640	5,938.75
CONTRACT SERVICES	5,938.75
740660	8,434.68
EQUIPMENT RENTAL	8,434.68
750700	439,871.10
CAPITAL OUTLAY-BOOKS	439,871.10
740670	135,258.84
BOOK RENTAL	135,258.84
4600	707,954.11
EXTENSION AGENTS	707,954.11
710110	272,120.59
SALARY/REGULAR	272,120.59
710120	182,831.48
SALARY/OTHER	182,831.48
710130	18.46
SALARY/OVERTIME	18.46
720100	34,234.11
SOCIAL SECURITY	34,234.11
720110	124,877.22
EMPLOYEE INSURANCE	124,877.22
720120	33,377.63
RETIREMENT	33,377.63
720140	1,603.19
STATE UNEMPLOYMENT TAX	1,603.19
730100	13,057.66
OFFICE SUPPLIES	13,057.66
730210	1,218.36
DATA PROCESSING SUPPLIES	1,218.36
730220	550.00
REPLACEMENTS	550.00
730320	1,105.00
IT HARDWARE	1,105.00
740510	1,240.00
PROFESSIONAL DEVELOPMENT	1,240.00
740512	75.00
PROFESSIONAL SERVICES	75.00
740540	17,076.17
TRAVEL EXPENSE	17,076.17
740620	13,128.07
ELECTRICITY	13,128.07



740660	10,222.24
EQUIPMENT RENTAL	10,222.24
740680	1,190.00
MEMBERSHIP/ASSOCIATION DUES	1,190.00
730101	28.93
FOOD SUPPLIES	28.93
5000	714,821.97
AIRPORT	714,821.97
710100	110,661.36
SALARY/OFFICIAL-DEPARTMENT HEAD	110,661.36
710110	338,804.86
SALARY/REGULAR	338,804.86
710130	6,200.79
SALARY/OVERTIME	6,200.79
710140	891.22
SALARY/CELL PHONE ALLOWANCE	891.22
720100	33,992.71
SOCIAL SECURITY	33,992.71
720110	80,505.69
EMPLOYEE INSURANCE	80,505.69
720120	55,999.48
RETIREMENT	55,999.48
720140	1,534.10
STATE UNEMPLOYMENT TAX	1,534.10
730100	3,476.16
OFFICE SUPPLIES	3,476.16
730110	6.11
POSTAGE	6.11
730220	9,909.65
REPLACEMENTS	9,909.65
730240	5,861.16
FUEL	5,861.16
730250	1,278.57
SHOP SUPPLIES	1,278.57
730260	33.76
VEHICLE SUPPLIES	33.76
730310	442.78
UNIFORMS	442.78
730350	81.50
AGRICULTURE SUPPLIES	81.50
740140	7,280.36
VEHICLE MAINTENANCE	7,280.36
740150	11,124.00
LANDSCAPE MAINTENANCE	11,124.00
740510	400.00
PROFESSIONAL DEVELOPMENT	400.00
740512	1,500.00
PROFESSIONAL SERVICES	1,500.00
740528	500.00
PROFESSIONAL SERVICES-STORMWATER	500.00
740530	1,639.45
MOBILE PHONE AND DATA	1,639.45
740570	557.00
ADVERTISING	557.00

740580	429.12
PRINTING	429.12
740620	38,183.61
ELECTRICITY	38,183.61
740622	24.10
GAS	24.10
740640	285.00
CONTRACT SERVICES	285.00
740660	2,043.70
EQUIPMENT RENTAL	2,043.70
740680	1,425.00
MEMBERSHIP/ASSOCIATION DUES	1,425.00
740970	139.81
FREIGHT AND HANDLING	139.81
790100	(400.00)
REIMBURSEMENTS CLEARING	(400.00)
740260	10.92
INTEREST ON CREDIT CARDS	10.92
5050	173,739.53
CUSTOMS	173,739.53
730100	95.18
OFFICE SUPPLIES	95.18
730240	182.71
FUEL	182.71
740512	146,517.74
PROFESSIONAL SERVICES	146,517.74
740640	7,503.63
CONTRACT SERVICES	7,503.63
740656	18,000.00
RENT AND LEASES	18,000.00
740660	1,440.27
EQUIPMENT RENTAL	1,440.27
5060	679.65
ARF	679.65
740140	679.65
VEHICLE MAINTENANCE	679.65
5100	11,799,651.48
DISTRICT ATTORNEY	11,799,651.48
710100	39,421.35
SALARY/OFFICIAL-DEPARTMENT HEAD	39,421.35
710110	8,283,311.28
SALARY/REGULAR	8,283,311.28
710130	19,544.01
SALARY/OVERTIME	19,544.01
710140	967.31
SALARY/CELL PHONE ALLOWANCE	967.31
710150	179,816.60
SALARY/SPECIAL PAY	179,816.60
720100	634,496.07
SOCIAL SECURITY	634,496.07
720110	1,136,071.57
EMPLOYEE INSURANCE	1,136,071.57
720120	1,046,447.95
RETIREMENT	1,046,447.95

720140	15,150.07
STATE UNEMPLOYMENT TAX	15,150.07
730100	73,770.14
OFFICE SUPPLIES	73,770.14
730120	12,703.80
BOOK SUPPLEMENTS	12,703.80
730140	(7,905.11)
JANITOR SUPPLIES	(7,905.11)
730240	33,562.02
FUEL	33,562.02
730280	572.85
CANINE EXPENSES	572.85
730310	7,697.52
UNIFORMS	7,697.52
730330	6,913.41
IT SOFTWARE	6,913.41
730390	(7,145.47)
MEDICAL SUPPLIES	(7,145.47)
740110	817.00
IT SOFTWARE MAINTENANCE	817.00
740140	41,282.13
VEHICLE MAINTENANCE	41,282.13
740160	9,779.76
SPECIAL INVESTIGATION	9,779.76
740220	94.39
LEGAL/LITIGATION COSTS	94.39
740420	963.17
COURIER SERVICE	963.17
740470	3,295.00
EXPERT WITNESS	3,295.00
740484	132.00
COURT REPORTER TRANSCRIPT	132.00
740504	48,536.51
ONLINE SERVICES	48,536.51
740510	28,523.27
PROFESSIONAL DEVELOPMENT	28,523.27
740512	40,024.85
PROFESSIONAL SERVICES	40,024.85
740530	23,142.20
MOBILE PHONE AND DATA	23,142.20
740540	23,591.64
TRAVEL EXPENSE	23,591.64
740580	59.88
PRINTING	59.88
740640	6,529.97
CONTRACT SERVICES	6,529.97
740660	51,780.27
EQUIPMENT RENTAL	51,780.27
740680	40.45
MEMBERSHIP/ASSOCIATION DUES	40.45
740970	135.33
FREIGHT AND HANDLING	135.33
750400	3,200.00
CAPITAL OUTLAY-FURNITURE FIXTURES AND EQUIPMENT	3,200.00

750600	42,748.07
CAPITAL OUTLAY-VEHICLES	42,748.07
790100	(939.82)
REIMBURSEMENTS CLEARING	(939.82)
740260	20.74
INTEREST ON CREDIT CARDS	20.74
730360	499.30
ARMORY EXPENSE	499.30
5101	13,382.68
DISTRICT ATTORNEY STATE FUNDS	13,382.68
710150	8,648.06
SALARY/SPECIAL PAY	8,648.06
720100	642.12
SOCIAL SECURITY	642.12
720110	1,351.04
EMPLOYEE INSURANCE	1,351.04
720120	1,061.13
RETIREMENT	1,061.13
720140	1.57
STATE UNEMPLOYMENT TAX	1.57
730100	1,568.76
OFFICE SUPPLIES	1,568.76
740680	110.00
MEMBERSHIP/ASSOCIATION DUES	110.00
5200	1,294,556.59
OFFICE OF HOMELAND SECURITY & EMERGENCY MANAGEMENT	1,294,556.59
710100	63,741.19
SALARY/OFFICIAL-DEPARTMENT HEAD	63,741.19
710110	137,744.29
SALARY/REGULAR	137,744.29
710130	5,052.40
SALARY/OVERTIME	5,052.40
720100	15,363.26
SOCIAL SECURITY	15,363.26
720110	28,853.75
EMPLOYEE INSURANCE	28,853.75
720120	25,413.87
RETIREMENT	25,413.87
720140	801.87
STATE UNEMPLOYMENT TAX	801.87
730100	960,212.21
OFFICE SUPPLIES	960,212.21
730140	40.66
JANITOR SUPPLIES	40.66
730240	2,432.22
FUEL	2,432.22
730260	2,375.00
VEHICLE SUPPLIES	2,375.00
730310	1,845.50
UNIFORMS	1,845.50
730390	-
MEDICAL SUPPLIES	-
740140	744.49
VEHICLE MAINTENANCE	744.49

740530	5,169.82
MOBILE PHONE AND DATA	5,169.82
740540	2,288.26
TRAVEL EXPENSE	2,288.26
740620	28,595.46
ELECTRICITY	28,595.46
740640	2,867.92
CONTRACT SERVICES	2,867.92
740660	3,889.11
EQUIPMENT RENTAL	3,889.11
740694	1,757.00
FOOD SERVICE	1,757.00
750400	6,123.51
CAPITAL OUTLAY-FURNITURE FIXTURES AND EQUIPMENT	6,123.51
790100	(999.55)
REIMBURSEMENTS CLEARING	(999.55)
730101	244.35
FOOD SUPPLIES	244.35
5300	659,383.31
FIRE MARSHAL - INVESTIGATIONS	659,383.31
710100	61,859.51
SALARY/OFFICIAL-DEPARTMENT HEAD	61,859.51
710110	225,602.81
SALARY/REGULAR	225,602.81
710130	8,518.80
SALARY/OVERTIME	8,518.80
710150	20,904.00
SALARY/SPECIAL PAY	20,904.00
720100	23,954.97
SOCIAL SECURITY	23,954.97
720110	38,108.86
EMPLOYEE INSURANCE	38,108.86
720120	39,237.35
RETIREMENT	39,237.35
720140	1,321.03
STATE UNEMPLOYMENT TAX	1,321.03
730100	18,159.03
OFFICE SUPPLIES	18,159.03
730240	15,652.24
FUEL	15,652.24
730260	454.19
VEHICLE SUPPLIES	454.19
730270	8,010.53
LAW ENFORCEMENT SPECIFIC SUPPLIES	8,010.53
730280	2,405.47
CANINE EXPENSES	2,405.47
730310	1,500.00
UNIFORMS	1,500.00
730390	(980.00)
MEDICAL SUPPLIES	(980.00)
740140	8,820.28
VEHICLE MAINTENANCE	8,820.28
740510	5,025.00
PROFESSIONAL DEVELOPMENT	5,025.00

740530	5,420.00
MOBILE PHONE AND DATA	5,420.00
740540	11,742.56
TRAVEL EXPENSE	11,742.56
740660	1,741.80
EQUIPMENT RENTAL	1,741.80
740680	572.64
MEMBERSHIP/ASSOCIATION DUES	572.64
750400	45,498.81
CAPITAL OUTLAY-FURNITURE FIXTURES AND EQUIPMENT	45,498.81
750600	115,897.46
CAPITAL OUTLAY-VEHICLES	115,897.46
790100	(44.03)
REIMBURSEMENTS CLEARING	(44.03)
5301	993,777.07
FIRE MARSHAL - INSPECTIONS	993,777.07
710110	615,738.71
SALARY/REGULAR	615,738.71
710130	5,612.94
SALARY/OVERTIME	5,612.94
720100	45,238.37
SOCIAL SECURITY	45,238.37
720110	105,163.33
EMPLOYEE INSURANCE	105,163.33
720120	76,239.62
RETIREMENT	76,239.62
720140	1,447.79
STATE UNEMPLOYMENT TAX	1,447.79
730100	19,935.61
OFFICE SUPPLIES	19,935.61
730240	20,000.00
FUEL	20,000.00
730270	5,350.75
LAW ENFORCEMENT SPECIFIC SUPPLIES	5,350.75
730310	1,425.00
UNIFORMS	1,425.00
740140	3,211.48
VEHICLE MAINTENANCE	3,211.48
740510	408.00
PROFESSIONAL DEVELOPMENT	408.00
740530	8,805.01
MOBILE PHONE AND DATA	8,805.01
740540	2,782.16
TRAVEL EXPENSE	2,782.16
740580	180.00
PRINTING	180.00
740660	2,245.57
EQUIPMENT RENTAL	2,245.57
740680	405.00
MEMBERSHIP/ASSOCIATION DUES	405.00
750400	12,108.77
CAPITAL OUTLAY-FURNITURE FIXTURES AND EQUIPMENT	12,108.77
750600	67,478.96
CAPITAL OUTLAY-VEHICLES	67,478.96

5400		1,945,472.26
	JUVENILE PROBATION-ADMINISTRATIVE	1,945,472.26
710100		157,410.16
	SALARY/OFFICIAL-DEPARTMENT HEAD	157,410.16
710110		1,117,346.85
	SALARY/REGULAR	1,117,346.85
710130		1,470.41
	SALARY/OVERTIME	1,470.41
710140		485.13
	SALARY/CELL PHONE ALLOWANCE	485.13
720100		94,261.98
	SOCIAL SECURITY	94,261.98
720110		303,699.22
	EMPLOYEE INSURANCE	303,699.22
720120		156,653.04
	RETIREMENT	156,653.04
720140		3,821.50
	STATE UNEMPLOYMENT TAX	3,821.50
730100		16,682.52
	OFFICE SUPPLIES	16,682.52
730220		40.96
	REPLACEMENTS	40.96
740420		11.63
	COURIER SERVICE	11.63
740512		82,351.23
	PROFESSIONAL SERVICES	82,351.23
740530		418.67
	MOBILE PHONE AND DATA	418.67
740580		25.99
	PRINTING	25.99
740620		8,611.70
	ELECTRICITY	8,611.70
740660		2,656.27
	EQUIPMENT RENTAL	2,656.27
740790		(475.00)
	ELECTRONIC MONITORING	(475.00)
5401		3,633,101.21
	JUVENILE PROBATION-DETENTION	3,633,101.21
710110		2,407,873.37
	SALARY/REGULAR	2,407,873.37
710130		13,375.23
	SALARY/OVERTIME	13,375.23
710140		970.27
	SALARY/CELL PHONE ALLOWANCE	970.27
720100		181,424.67
	SOCIAL SECURITY	181,424.67
720110		550,303.05
	EMPLOYEE INSURANCE	550,303.05
720120		297,203.16
	RETIREMENT	297,203.16
720140		9,875.21
	STATE UNEMPLOYMENT TAX	9,875.21
730100		5,541.17
	OFFICE SUPPLIES	5,541.17

730140	13,633.96
JANITOR SUPPLIES	13,633.96
730150	5,026.34
INMATE SUPPLIES	5,026.34
730220	5,859.56
REPLACEMENTS	5,859.56
730310	633.70
UNIFORMS	633.70
730390	161.92
MEDICAL SUPPLIES	161.92
740120	2,500.00
MEDICAL SERVICES	2,500.00
740130	27,500.00
PHYSICIAN SERVICES	27,500.00
740140	5,104.48
VEHICLE MAINTENANCE	5,104.48
740512	8,963.81
PROFESSIONAL SERVICES	8,963.81
740530	56.25
MOBILE PHONE AND DATA	56.25
740620	68,966.58
ELECTRICITY	68,966.58
740660	280.89
EQUIPMENT RENTAL	280.89
740694	27,848.39
FOOD SERVICE	27,848.39
790100	(0.80)
REIMBURSEMENTS CLEARING	(0.80)
5402	50,853.55
JUVENILE PROBATION-LOCAL	50,853.55
730100	397.80
OFFICE SUPPLIES	397.80
740512	6,861.91
PROFESSIONAL SERVICES	6,861.91
740640	43,376.16
CONTRACT SERVICES	43,376.16
740694	217.68
FOOD SERVICE	217.68
5500	3,825,716.42
ADULT PROBATION	3,825,716.42
710100	150,483.32
SALARY/OFFICIAL-DEPARTMENT HEAD	150,483.32
710110	3,007,698.53
SALARY/REGULAR	3,007,698.53
710130	16,476.19
SALARY/OVERTIME	16,476.19
710140	12,309.12
SALARY/CELL PHONE ALLOWANCE	12,309.12
720100	230,305.80
SOCIAL SECURITY	230,305.80
720120	391,040.57
RETIREMENT	391,040.57
720140	10,150.12
STATE UNEMPLOYMENT TAX	10,150.12



730100	1,635.85
OFFICE SUPPLIES	1,635.85
740640	2,128.86
CONTRACT SERVICES	2,128.86
740660	81.59
EQUIPMENT RENTAL	81.59
750300	2,750.48
CAPITAL OUTLAY-BUILDING	2,750.48
740100	655.99
IT HARDWARE MAINTENANCE	655.99
5501	334,977.66
BOND SUPERVISION	334,977.66
710110	276,161.72
SALARY/REGULAR	276,161.72
710130	3,622.66
SALARY/OVERTIME	3,622.66
710140	605.49
SALARY/CELL PHONE ALLOWANCE	605.49
720100	20,073.81
SOCIAL SECURITY	20,073.81
720120	34,403.57
RETIREMENT	34,403.57
720140	110.41
STATE UNEMPLOYMENT TAX	110.41
5600	33,895.70
COMMISSIONS	33,895.70
730100	27,090.34
OFFICE SUPPLIES	27,090.34
730260	2,340.00
VEHICLE SUPPLIES	2,340.00
730270	3,810.25
LAW ENFORCEMENT SPECIFIC SUPPLIES	3,810.25
740512	236.00
PROFESSIONAL SERVICES	236.00
750400	419.11
CAPITAL OUTLAY-FURNITURE FIXTURES AND EQUIPMENT	419.11
5602	5,449.59
LEOSE	5,449.59
740510	5,449.59
PROFESSIONAL DEVELOPMENT	5,449.59
6000	1,279,745.19
SHERIFF	1,279,745.19
710100	78,787.03
SALARY/OFFICIAL-DEPARTMENT HEAD	78,787.03
710110	673,011.68
SALARY/REGULAR	673,011.68
710130	131,041.67
SALARY/OVERTIME	131,041.67
720100	64,554.30
SOCIAL SECURITY	64,554.30
720110	75,269.10
EMPLOYEE INSURANCE	75,269.10
720120	108,038.01
RETIREMENT	108,038.01

720140	1,749.55
STATE UNEMPLOYMENT TAX	1,749.55
730100	4,157.16
OFFICE SUPPLIES	4,157.16
730140	(1,078.92)
JANITOR SUPPLIES	(1,078.92)
730270	21,044.47
LAW ENFORCEMENT SPECIFIC SUPPLIES	21,044.47
730390	(8,919.54)
MEDICAL SUPPLIES	(8,919.54)
740420	1,724.99
COURIER SERVICE	1,724.99
740510	153.63
PROFESSIONAL DEVELOPMENT	153.63
740512	1,009.85
PROFESSIONAL SERVICES	1,009.85
740540	1,887.55
TRAVEL EXPENSE	1,887.55
740580	866.00
PRINTING	866.00
740620	122,527.25
ELECTRICITY	122,527.25
740628	46.20
TELEPHONE-FIBER OPTIC-RESTRICTED	46.20
740660	5,764.56
EQUIPMENT RENTAL	5,764.56
790100	(1,889.35)
REIMBURSEMENTS CLEARING	(1,889.35)
6100	3,333,096.54
SHERIFF HOMELAND SECURITY	3,333,096.54
710110	1,763,048.11
SALARY/REGULAR	1,763,048.11
710130	183,510.33
SALARY/OVERTIME	183,510.33
710150	39,300.00
SALARY/SPECIAL PAY	39,300.00
720100	148,057.99
SOCIAL SECURITY	148,057.99
720110	305,772.88
EMPLOYEE INSURANCE	305,772.88
720120	243,743.66
RETIREMENT	243,743.66
720140	8,201.99
STATE UNEMPLOYMENT TAX	8,201.99
730100	1,685.11
OFFICE SUPPLIES	1,685.11
730220	12,169.33
REPLACEMENTS	12,169.33
730270	248,726.00
LAW ENFORCEMENT SPECIFIC SUPPLIES	248,726.00
730280	10,372.40
CANINE EXPENSES	10,372.40
730330	600.00
IT SOFTWARE	600.00

740110	7,544.00
IT SOFTWARE MAINTENANCE	7,544.00
740510	39,452.00
PROFESSIONAL DEVELOPMENT	39,452.00
740512	50.00
PROFESSIONAL SERVICES	50.00
740530	2,820.00
MOBILE PHONE AND DATA	2,820.00
740540	18,251.92
TRAVEL EXPENSE	18,251.92
740580	140.00
PRINTING	140.00
740640	1,030.00
CONTRACT SERVICES	1,030.00
740656	5,700.00
RENT AND LEASES	5,700.00
740660	6,339.78
EQUIPMENT RENTAL	6,339.78
730360	286,581.04
ARMORY EXPENSE	286,581.04
6201	1,333,192.29
SHERIFF HOMICIDE VIOLENT CRIME	1,333,192.29
710110	896,647.67
SALARY/REGULAR	896,647.67
710130	66,887.02
SALARY/OVERTIME	66,887.02
720100	72,367.11
SOCIAL SECURITY	72,367.11
720110	143,585.51
EMPLOYEE INSURANCE	143,585.51
720120	118,363.77
RETIREMENT	118,363.77
720140	3,884.62
STATE UNEMPLOYMENT TAX	3,884.62
730100	8,384.49
OFFICE SUPPLIES	8,384.49
740504	299.00
ONLINE SERVICES	299.00
740510	6,730.00
PROFESSIONAL DEVELOPMENT	6,730.00
740512	1,358.00
PROFESSIONAL SERVICES	1,358.00
740540	7,311.78
TRAVEL EXPENSE	7,311.78
740580	1,390.26
PRINTING	1,390.26
740640	1,683.00
CONTRACT SERVICES	1,683.00
740660	6,400.56
EQUIPMENT RENTAL	6,400.56
790100	(2,100.50)
REIMBURSEMENTS CLEARING	(2,100.50)
6202	897,324.71
SHERIFF ORGANIZED CRIME	897,324.71

710110	598,062.68
<b>SALARY/REGULAR</b>	598,062.68
710130	46,881.29
<b>SALARY/OVERTIME</b>	46,881.29
720100	48,105.38
<b>SOCIAL SECURITY</b>	48,105.38
720110	97,038.88
<b>EMPLOYEE INSURANCE</b>	97,038.88
720120	79,151.80
<b>RETIREMENT</b>	79,151.80
720140	2,591.13
<b>STATE UNEMPLOYMENT TAX</b>	2,591.13
730100	2,853.43
<b>OFFICE SUPPLIES</b>	2,853.43
730270	5,080.69
<b>LAW ENFORCEMENT SPECIFIC SUPPLIES</b>	5,080.69
740504	2,820.00
<b>ONLINE SERVICES</b>	2,820.00
740510	9,161.67
<b>PROFESSIONAL DEVELOPMENT</b>	9,161.67
740530	145.98
<b>MOBILE PHONE AND DATA</b>	145.98
740540	1,456.11
<b>TRAVEL EXPENSE</b>	1,456.11
740580	239.57
<b>PRINTING</b>	239.57
740640	2,515.00
<b>CONTRACT SERVICES</b>	2,515.00
740660	1,817.42
<b>EQUIPMENT RENTAL</b>	1,817.42
790100	(596.32)
<b>REIMBURSEMENTS CLEARING</b>	(596.32)
<b>6301</b>	<b>6,012,834.58</b>
<b>SHERIFF PATROL EAST</b>	<b>6,012,834.58</b>
710110	4,059,576.24
<b>SALARY/REGULAR</b>	4,059,576.24
710130	75,894.16
<b>SALARY/OVERTIME</b>	75,894.16
710150	25,500.00
<b>SALARY/SPECIAL PAY</b>	25,500.00
720100	310,076.87
<b>SOCIAL SECURITY</b>	310,076.87
720110	789,503.59
<b>EMPLOYEE INSURANCE</b>	789,503.59
720120	510,508.54
<b>RETIREMENT</b>	510,508.54
720140	20,145.95
<b>STATE UNEMPLOYMENT TAX</b>	20,145.95
730100	35,073.51
<b>OFFICE SUPPLIES</b>	35,073.51
730130	16,225.99
<b>ESTRAY EXPENSE</b>	16,225.99
730240	14,329.00
<b>FUEL</b>	14,329.00

730270	19,486.70
LAW ENFORCEMENT SPECIFIC SUPPLIES	19,486.70
740510	6,053.95
PROFESSIONAL DEVELOPMENT	6,053.95
740512	286.69
PROFESSIONAL SERVICES	286.69
740540	1,824.34
TRAVEL EXPENSE	1,824.34
740580	3,105.03
PRINTING	3,105.03
740640	289.00
CONTRACT SERVICES	289.00
740660	15,613.16
EQUIPMENT RENTAL	15,613.16
750400	41,991.86
CAPITAL OUTLAY-FURNITURE FIXTURES AND EQUIPMENT	41,991.86
750600	67,350.00
CAPITAL OUTLAY-VEHICLES	67,350.00
6302	3,444,781.26
SHERIFF PATROL WEST	3,444,781.26
710110	2,358,488.89
SALARY/REGULAR	2,358,488.89
710130	66,902.35
SALARY/OVERTIME	66,902.35
710150	-
SALARY/SPECIAL PAY	-
720100	181,036.19
SOCIAL SECURITY	181,036.19
720110	437,110.22
EMPLOYEE INSURANCE	437,110.22
720120	297,686.46
RETIREMENT	297,686.46
720140	11,501.16
STATE UNEMPLOYMENT TAX	11,501.16
730100	10,677.48
OFFICE SUPPLIES	10,677.48
730240	14,072.64
FUEL	14,072.64
730270	12,176.26
LAW ENFORCEMENT SPECIFIC SUPPLIES	12,176.26
740510	4,675.00
PROFESSIONAL DEVELOPMENT	4,675.00
740512	755.00
PROFESSIONAL SERVICES	755.00
740540	1,405.57
TRAVEL EXPENSE	1,405.57
740580	838.32
PRINTING	838.32
740640	432.00
CONTRACT SERVICES	432.00
740660	9,636.72
EQUIPMENT RENTAL	9,636.72
750600	37,387.00
CAPITAL OUTLAY-VEHICLES	37,387.00

6303	10,550,284.18
SHERIFF PATROL SOUTH	10,550,284.18
710110	6,016,180.59
SALARY/REGULAR	6,016,180.59
710130	738,026.31
SALARY/OVERTIME	738,026.31
710150	6,042.00
SALARY/SPECIAL PAY	6,042.00
720100	503,231.47
SOCIAL SECURITY	503,231.47
720110	1,124,778.85
EMPLOYEE INSURANCE	1,124,778.85
720120	829,483.04
RETIREMENT	829,483.04
720140	15,510.96
STATE UNEMPLOYMENT TAX	15,510.96
730100	273,295.51
OFFICE SUPPLIES	273,295.51
730270	11,164.80
LAW ENFORCEMENT SPECIFIC SUPPLIES	11,164.80
740510	470.00
PROFESSIONAL DEVELOPMENT	470.00
740512	34,215.68
PROFESSIONAL SERVICES	34,215.68
740530	42,093.00
MOBILE PHONE AND DATA	42,093.00
740540	595.50
TRAVEL EXPENSE	595.50
740580	2,341.09
PRINTING	2,341.09
740660	6,895.38
EQUIPMENT RENTAL	6,895.38
750400	287,820.00
CAPITAL OUTLAY-FURNITURE FIXTURES AND EQUIPMENT	287,820.00
750600	658,140.00
CAPITAL OUTLAY-VEHICLES	658,140.00
6401	2,821,371.98
SHERIFF DISPATCH	2,821,371.98
710110	1,811,015.08
SALARY/REGULAR	1,811,015.08
710130	165,011.65
SALARY/OVERTIME	165,011.65
720100	148,204.95
SOCIAL SECURITY	148,204.95
720110	418,324.16
EMPLOYEE INSURANCE	418,324.16
720120	242,643.59
RETIREMENT	242,643.59
720140	9,852.87
STATE UNEMPLOYMENT TAX	9,852.87
730100	14,591.57
OFFICE SUPPLIES	14,591.57
730270	4,061.57
LAW ENFORCEMENT SPECIFIC SUPPLIES	4,061.57

740510	2,039.00
PROFESSIONAL DEVELOPMENT	2,039.00
740540	2,827.80
TRAVEL EXPENSE	2,827.80
740660	2,799.74
EQUIPMENT RENTAL	2,799.74
6402	1,034,238.59
SHERIFF CRIME LAB	1,034,238.59
710110	519,845.10
SALARY/REGULAR	519,845.10
710130	33,462.38
SALARY/OVERTIME	33,462.38
720100	41,190.80
SOCIAL SECURITY	41,190.80
720110	96,830.40
EMPLOYEE INSURANCE	96,830.40
720120	67,890.69
RETIREMENT	67,890.69
720140	3,098.73
STATE UNEMPLOYMENT TAX	3,098.73
730100	1,298.56
OFFICE SUPPLIES	1,298.56
730220	2,837.19
REPLACEMENTS	2,837.19
730270	58,538.67
LAW ENFORCEMENT SPECIFIC SUPPLIES	58,538.67
730330	4,995.00
IT SOFTWARE	4,995.00
740110	104,852.90
IT SOFTWARE MAINTENANCE	104,852.90
740390	23,492.00
FORENSIC SERVICES-RESTRICTED	23,492.00
740420	190.70
COURIER SERVICE	190.70
740510	14,920.00
PROFESSIONAL DEVELOPMENT	14,920.00
740512	9,975.79
PROFESSIONAL SERVICES	9,975.79
740540	13,400.82
TRAVEL EXPENSE	13,400.82
740580	365.00
PRINTING	365.00
740640	45.00
CONTRACT SERVICES	45.00
740660	3,557.86
EQUIPMENT RENTAL	3,557.86
750400	33,451.00
CAPITAL OUTLAY-FURNITURE FIXTURES AND EQUIPMENT	33,451.00
6403	4,400,529.66
SHERIFF FLEET	4,400,529.66
710110	205,535.90
SALARY/REGULAR	205,535.90
710130	26,757.68
SALARY/OVERTIME	26,757.68

720100	17,281.61
SOCIAL SECURITY	17,281.61
720110	46,314.36
EMPLOYEE INSURANCE	46,314.36
720120	28,519.83
RETIREMENT	28,519.83
720140	1,358.90
STATE UNEMPLOYMENT TAX	1,358.90
730100	8,706.22
OFFICE SUPPLIES	8,706.22
730220	11,648.56
REPLACEMENTS	11,648.56
730240	682,061.09
FUEL	682,061.09
730250	22,776.29
SHOP SUPPLIES	22,776.29
730260	626,303.06
VEHICLE SUPPLIES	626,303.06
730270	450,830.29
LAW ENFORCEMENT SPECIFIC SUPPLIES	450,830.29
730310	2,973.89
UNIFORMS	2,973.89
740110	17,094.00
IT SOFTWARE MAINTENANCE	17,094.00
740140	24,690.66
VEHICLE MAINTENANCE	24,690.66
740510	786.00
PROFESSIONAL DEVELOPMENT	786.00
740512	86,982.32
PROFESSIONAL SERVICES	86,982.32
740640	10,027.22
CONTRACT SERVICES	10,027.22
740660	48,442.44
EQUIPMENT RENTAL	48,442.44
750400	39,853.00
CAPITAL OUTLAY-FURNITURE FIXTURES AND EQUIPMENT	39,853.00
750600	2,042,394.42
CAPITAL OUTLAY-VEHICLES	2,042,394.42
790100	(808.08)
REIMBURSEMENTS CLEARING	(808.08)
6405	841,827.82
SHERIFF RADIO	841,827.82
710110	152,248.41
SALARY/REGULAR	152,248.41
710130	11,704.20
SALARY/OVERTIME	11,704.20
720100	12,373.47
SOCIAL SECURITY	12,373.47
720110	27,386.78
EMPLOYEE INSURANCE	27,386.78
720120	20,117.82
RETIREMENT	20,117.82
720140	1,288.13
STATE UNEMPLOYMENT TAX	1,288.13



730100	18,995.78
OFFICE SUPPLIES	18,995.78
730220	47,183.17
REPLACEMENTS	47,183.17
730250	20,865.50
SHOP SUPPLIES	20,865.50
730262	9,244.57
RADIO SUPPLIES	9,244.57
730270	3,645.00
LAW ENFORCEMENT SPECIFIC SUPPLIES	3,645.00
730330	19,185.60
IT SOFTWARE	19,185.60
740110	23,018.53
IT SOFTWARE MAINTENANCE	23,018.53
740504	1,800.00
ONLINE SERVICES	1,800.00
740510	699.00
PROFESSIONAL DEVELOPMENT	699.00
740512	96,936.81
PROFESSIONAL SERVICES	96,936.81
740540	720.73
TRAVEL EXPENSE	720.73
740620	22,978.40
ELECTRICITY	22,978.40
740640	13,528.01
CONTRACT SERVICES	13,528.01
740660	337,907.91
EQUIPMENT RENTAL	337,907.91
6406	434,318.59
SHERIFF RTCC	434,318.59
710110	231,099.83
SALARY/REGULAR	231,099.83
710130	2,209.57
SALARY/OVERTIME	2,209.57
720100	17,275.43
SOCIAL SECURITY	17,275.43
720110	49,006.63
EMPLOYEE INSURANCE	49,006.63
720120	28,628.50
RETIREMENT	28,628.50
720140	1,296.00
STATE UNEMPLOYMENT TAX	1,296.00
730100	1,574.26
OFFICE SUPPLIES	1,574.26
730320	373.42
IT HARDWARE	373.42
740110	3,099.00
IT SOFTWARE MAINTENANCE	3,099.00
740504	92,116.56
ONLINE SERVICES	92,116.56
740510	3,439.98
PROFESSIONAL DEVELOPMENT	3,439.98
740540	1,430.27
TRAVEL EXPENSE	1,430.27

740660	2,769.14
EQUIPMENT RENTAL	2,769.14
6407	1,002,095.30
SHERIFF ACADEMY	1,002,095.30
710110	314,335.24
SALARY/REGULAR	314,335.24
710130	11,916.19
SALARY/OVERTIME	11,916.19
720100	24,312.82
SOCIAL SECURITY	24,312.82
720110	51,214.20
EMPLOYEE INSURANCE	51,214.20
720120	40,031.19
RETIREMENT	40,031.19
720140	2,015.86
STATE UNEMPLOYMENT TAX	2,015.86
730100	7,315.37
OFFICE SUPPLIES	7,315.37
730270	12,249.00
LAW ENFORCEMENT SPECIFIC SUPPLIES	12,249.00
730310	377,752.36
UNIFORMS	377,752.36
740504	26,987.00
ONLINE SERVICES	26,987.00
740510	108,071.13
PROFESSIONAL DEVELOPMENT	108,071.13
740540	8,319.68
TRAVEL EXPENSE	8,319.68
740580	160.00
PRINTING	160.00
740660	7,400.26
EQUIPMENT RENTAL	7,400.26
740680	10,015.00
MEMBERSHIP/ASSOCIATION DUES	10,015.00
6408	1,253,365.68
SHERIFF MAINTENANCE	1,253,365.68
710110	205,218.57
SALARY/REGULAR	205,218.57
710130	9,993.08
SALARY/OVERTIME	9,993.08
720100	15,775.05
SOCIAL SECURITY	15,775.05
720110	48,098.44
EMPLOYEE INSURANCE	48,098.44
720120	26,410.73
RETIREMENT	26,410.73
720140	1,584.00
STATE UNEMPLOYMENT TAX	1,584.00
730100	1,970.76
OFFICE SUPPLIES	1,970.76
730220	182,808.51
REPLACEMENTS	182,808.51
730250	19,528.90
SHOP SUPPLIES	19,528.90

730270	1,042.56
LAW ENFORCEMENT SPECIFIC SUPPLIES	1,042.56
730310	2,729.89
UNIFORMS	2,729.89
740420	1,632.43
COURIER SERVICE	1,632.43
740512	451,867.29
PROFESSIONAL SERVICES	451,867.29
740640	147,683.48
CONTRACT SERVICES	147,683.48
740660	13,603.47
EQUIPMENT RENTAL	13,603.47
740750	123,358.52
REMODEL	123,358.52
740625	60.00
REFUSE COLLECTION	60.00
6500	771,293.64
SHERIFF ADMINISTRATIVE	771,293.64
710110	476,672.05
SALARY/REGULAR	476,672.05
710130	8,993.48
SALARY/OVERTIME	8,993.48
720100	36,342.62
SOCIAL SECURITY	36,342.62
720110	93,037.40
EMPLOYEE INSURANCE	93,037.40
720120	59,620.03
RETIREMENT	59,620.03
720140	2,014.49
STATE UNEMPLOYMENT TAX	2,014.49
730100	15,184.12
OFFICE SUPPLIES	15,184.12
730330	1,213.60
IT SOFTWARE	1,213.60
740110	22,239.64
IT SOFTWARE MAINTENANCE	22,239.64
740504	14,679.00
ONLINE SERVICES	14,679.00
740510	8,924.00
PROFESSIONAL DEVELOPMENT	8,924.00
740512	21,919.00
PROFESSIONAL SERVICES	21,919.00
740540	2,614.78
TRAVEL EXPENSE	2,614.78
740570	250.00
ADVERTISING	250.00
740580	718.00
PRINTING	718.00
740660	6,871.43
EQUIPMENT RENTAL	6,871.43
6501	283,430.55
SHERIFF INTERNAL AFFAIRS	283,430.55
710110	203,703.12
SALARY/REGULAR	203,703.12

720100	15,048.44
SOCIAL SECURITY	15,048.44
720110	24,469.54
EMPLOYEE INSURANCE	24,469.54
720120	24,994.32
RETIREMENT	24,994.32
720140	865.40
STATE UNEMPLOYMENT TAX	865.40
730100	2,734.86
OFFICE SUPPLIES	2,734.86
740110	1,989.77
IT SOFTWARE MAINTENANCE	1,989.77
740510	1,800.00
PROFESSIONAL DEVELOPMENT	1,800.00
740512	1,405.65
PROFESSIONAL SERVICES	1,405.65
740540	4,576.81
TRAVEL EXPENSE	4,576.81
740660	1,842.64
EQUIPMENT RENTAL	1,842.64
6503	(309,255.68)
SHERIFF IT	(309,255.68)
710110	(219,350.73)
SALARY/REGULAR	(219,350.73)
710130	603.74
SALARY/OVERTIME	603.74
720100	(16,029.98)
SOCIAL SECURITY	(16,029.98)
720110	(47,985.87)
EMPLOYEE INSURANCE	(47,985.87)
720120	(26,800.61)
RETIREMENT	(26,800.61)
720140	307.77
STATE UNEMPLOYMENT TAX	307.77
730100	(0.00)
OFFICE SUPPLIES	(0.00)
740110	-
IT SOFTWARE MAINTENANCE	-
740504	-
ONLINE SERVICES	-
740512	-
PROFESSIONAL SERVICES	-
740530	-
MOBILE PHONE AND DATA	-
740540	-
TRAVEL EXPENSE	-
740580	-
PRINTING	-
740660	-
EQUIPMENT RENTAL	-
6504	1,132,791.42
SHERIFF ALARMS	1,132,791.42
710110	751,736.61
SALARY/REGULAR	751,736.61

710130	7,237.07
SALARY/OVERTIME	7,237.07
710150	858.00
SALARY/SPECIAL PAY	858.00
720100	55,653.05
SOCIAL SECURITY	55,653.05
720110	197,215.94
EMPLOYEE INSURANCE	197,215.94
720120	93,203.00
RETIREMENT	93,203.00
720140	3,010.87
STATE UNEMPLOYMENT TAX	3,010.87
730100	6,037.69
OFFICE SUPPLIES	6,037.69
740512	3,693.07
PROFESSIONAL SERVICES	3,693.07
740540	2,919.63
TRAVEL EXPENSE	2,919.63
740580	434.03
PRINTING	434.03
740660	10,792.46
EQUIPMENT RENTAL	10,792.46
6601	15,667,772.53
SHERIFF JAIL	15,667,772.53
710110	5,583,608.61
SALARY/REGULAR	5,583,608.61
710130	323,469.84
SALARY/OVERTIME	323,469.84
710150	15,816.00
SALARY/SPECIAL PAY	15,816.00
720100	446,968.56
SOCIAL SECURITY	446,968.56
720110	1,316,084.02
EMPLOYEE INSURANCE	1,316,084.02
720120	734,841.53
RETIREMENT	734,841.53
720140	41,263.32
STATE UNEMPLOYMENT TAX	41,263.32
730100	66,587.07
OFFICE SUPPLIES	66,587.07
730140	89,142.68
JANITOR SUPPLIES	89,142.68
730220	-
REPLACEMENTS	-
730270	10.72
LAW ENFORCEMENT SPECIFIC SUPPLIES	10.72
730390	904.78
MEDICAL SUPPLIES	904.78
740110	1,694.00
IT SOFTWARE MAINTENANCE	1,694.00
740120	5,151,478.58
MEDICAL SERVICES	5,151,478.58
740510	37,389.00
PROFESSIONAL DEVELOPMENT	37,389.00

740512	82.13
PROFESSIONAL SERVICES	82.13
740540	4,298.75
TRAVEL EXPENSE	4,298.75
740560	45,261.06
TRANSPORTATION	45,261.06
740580	1,609.02
PRINTING	1,609.02
740620	488,436.02
ELECTRICITY	488,436.02
740626	97,078.52
TELEPHONE-INMATE SERVICES	97,078.52
740640	1,065,761.34
CONTRACT SERVICES	1,065,761.34
740660	32,695.32
EQUIPMENT RENTAL	32,695.32
740694	21,820.59
FOOD SERVICE	21,820.59
750600	131,628.00
CAPITAL OUTLAY-VEHICLES	131,628.00
790100	(30,156.93)
REIMBURSEMENTS CLEARING	(30,156.93)
7100	3,402,684.98
CONSTABLE PRECINCT 1	3,402,684.98
710100	61,859.51
SALARY/OFFICIAL-DEPARTMENT HEAD	61,859.51
710110	1,768,112.83
SALARY/REGULAR	1,768,112.83
710130	18,869.64
SALARY/OVERTIME	18,869.64
710140	7,401.11
SALARY/CELL PHONE ALLOWANCE	7,401.11
710150	10,400.00
SALARY/SPECIAL PAY	10,400.00
720100	138,609.18
SOCIAL SECURITY	138,609.18
720110	288,528.90
EMPLOYEE INSURANCE	288,528.90
720120	229,151.17
RETIREMENT	229,151.17
720130	-
WORKERS COMPENSATION	-
720140	6,624.00
STATE UNEMPLOYMENT TAX	6,624.00
730100	43,347.38
OFFICE SUPPLIES	43,347.38
730220	1,222.95
REPLACEMENTS	1,222.95
730230	35,771.24
MARINE/AIR EXPENSE	35,771.24
730240	96,361.38
FUEL	96,361.38
730260	1,380.10
VEHICLE SUPPLIES	1,380.10

730262		2,271.16
RADIO SUPPLIES		2,271.16
730270		16,958.91
LAW ENFORCEMENT SPECIFIC SUPPLIES		16,958.91
730280		1,245.33
CANINE EXPENSES		1,245.33
730310		14,312.92
UNIFORMS		14,312.92
730320		157.99
IT HARDWARE		157.99
740140		48,325.23
VEHICLE MAINTENANCE		48,325.23
740160		309.98
SPECIAL INVESTIGATION		309.98
740420		66.18
COURIER SERVICE		66.18
740510		8,126.10
PROFESSIONAL DEVELOPMENT		8,126.10
740512		41,857.41
PROFESSIONAL SERVICES		41,857.41
740530		20,489.43
MOBILE PHONE AND DATA		20,489.43
740540		9,302.89
TRAVEL EXPENSE		9,302.89
740580		2,604.08
PRINTING		2,604.08
740620		15,114.71
ELECTRICITY		15,114.71
740640		18.00
CONTRACT SERVICES		18.00
740660		3,425.55
EQUIPMENT RENTAL		3,425.55
740680		330.00
MEMBERSHIP/ASSOCIATION DUES		330.00
740740		156.85
BANK SERVICE CHARGES		156.85
750400		168,676.93
CAPITAL OUTLAY-FURNITURE FIXTURES AND EQUIPMENT		168,676.93
750600		343,479.30
CAPITAL OUTLAY-VEHICLES		343,479.30
790100		(2,183.36)
REIMBURSEMENTS CLEARING		(2,183.36)
7200		1,175,476.11
CONSTABLE PRECINCT 2		1,175,476.11
710100		61,859.51
SALARY/OFFICIAL-DEPARTMENT HEAD		61,859.51
710110		560,532.38
SALARY/REGULAR		560,532.38
710130		10,671.11
SALARY/OVERTIME		10,671.11
710150		1,338.00
SALARY/SPECIAL PAY		1,338.00
720100		47,582.84
SOCIAL SECURITY		47,582.84

720110	97,904.19
EMPLOYEE INSURANCE	97,904.19
720120	78,301.81
RETIREMENT	78,301.81
720140	2,609.10
STATE UNEMPLOYMENT TAX	2,609.10
730100	19,614.67
OFFICE SUPPLIES	19,614.67
730210	220.08
DATA PROCESSING SUPPLIES	220.08
730220	896.50
REPLACEMENTS	896.50
730240	30,327.43
FUEL	30,327.43
730260	1,900.17
VEHICLE SUPPLIES	1,900.17
730270	3,261.90
LAW ENFORCEMENT SPECIFIC SUPPLIES	3,261.90
730310	9,461.53
UNIFORMS	9,461.53
730320	295.92
IT HARDWARE	295.92
730330	599.00
IT SOFTWARE	599.00
730370	62.92
PERIODICALS	62.92
730380	165.98
AUDIO/VISUAL SUPPLIES	165.98
740140	8,088.06
VEHICLE MAINTENANCE	8,088.06
740420	9.25
COURIER SERVICE	9.25
740504	1,883.50
ONLINE SERVICES	1,883.50
740510	1,560.00
PROFESSIONAL DEVELOPMENT	1,560.00
740512	730.00
PROFESSIONAL SERVICES	730.00
740530	19,254.53
MOBILE PHONE AND DATA	19,254.53
740540	5,150.01
TRAVEL EXPENSE	5,150.01
740580	551.53
PRINTING	551.53
740620	5,782.79
ELECTRICITY	5,782.79
740640	1,078.76
CONTRACT SERVICES	1,078.76
740660	4,525.02
EQUIPMENT RENTAL	4,525.02
750400	168,373.06
CAPITAL OUTLAY-FURNITURE FIXTURES AND EQUIPMENT	168,373.06
750600	32,907.00
CAPITAL OUTLAY-VEHICLES	32,907.00



790100	(2,394.83)
REIMBURSEMENTS CLEARING	(2,394.83)
740260	21.39
INTEREST ON CREDIT CARDS	21.39
730360	351.00
ARMORY EXPENSE	351.00
7300	4,416,773.84
CONSTABLE PRECINCT 3	4,416,773.84
710100	61,859.51
SALARY/OFFICIAL-DEPARTMENT HEAD	61,859.51
710110	2,406,002.10
SALARY/REGULAR	2,406,002.10
710130	30,480.19
SALARY/OVERTIME	30,480.19
710150	14,072.00
SALARY/SPECIAL PAY	14,072.00
720100	187,819.45
SOCIAL SECURITY	187,819.45
720110	418,789.20
EMPLOYEE INSURANCE	418,789.20
720120	308,326.06
RETIREMENT	308,326.06
720140	9,140.60
STATE UNEMPLOYMENT TAX	9,140.60
730100	55,407.39
OFFICE SUPPLIES	55,407.39
730240	123,308.95
FUEL	123,308.95
730260	12,962.92
VEHICLE SUPPLIES	12,962.92
730270	28,093.24
LAW ENFORCEMENT SPECIFIC SUPPLIES	28,093.24
730280	12,345.79
CANINE EXPENSES	12,345.79
730310	36,384.41
UNIFORMS	36,384.41
730320	12,278.22
IT HARDWARE	12,278.22
730330	17,713.01
IT SOFTWARE	17,713.01
740140	93,321.27
VEHICLE MAINTENANCE	93,321.27
740210	300.00
PSYCHOLOGICAL/PSYCHIATRIC SERVICE	300.00
740420	60.52
COURIER SERVICE	60.52
740504	825.30
ONLINE SERVICES	825.30
740510	19,170.31
PROFESSIONAL DEVELOPMENT	19,170.31
740512	5,245.03
PROFESSIONAL SERVICES	5,245.03
740530	44,339.75
MOBILE PHONE AND DATA	44,339.75

740540	8,538.57
TRAVEL EXPENSE	8,538.57
740580	1,511.10
PRINTING	1,511.10
740640	91.58
CONTRACT SERVICES	91.58
740660	4,741.43
EQUIPMENT RENTAL	4,741.43
740680	934.85
MEMBERSHIP/ASSOCIATION DUES	934.85
740970	41.14
FREIGHT AND HANDLING	41.14
750400	239,829.63
CAPITAL OUTLAY-FURNITURE FIXTURES AND EQUIPMENT	239,829.63
750600	262,846.00
CAPITAL OUTLAY-VEHICLES	262,846.00
790100	(5.68)
REIMBURSEMENTS CLEARING	(5.68)
7400	2,551,736.46
CONSTABLE PRECINCT 4	2,551,736.46
710100	61,859.51
SALARY/OFFICIAL-DEPARTMENT HEAD	61,859.51
710110	1,288,941.49
SALARY/REGULAR	1,288,941.49
710130	58,052.44
SALARY/OVERTIME	58,052.44
710140	1,567.28
SALARY/CELL PHONE ALLOWANCE	1,567.28
710150	18,096.00
SALARY/SPECIAL PAY	18,096.00
720100	106,094.34
SOCIAL SECURITY	106,094.34
720110	229,497.57
EMPLOYEE INSURANCE	229,497.57
720120	175,316.45
RETIREMENT	175,316.45
720140	6,079.87
STATE UNEMPLOYMENT TAX	6,079.87
730100	67,301.53
OFFICE SUPPLIES	67,301.53
730140	831.48
JANITOR SUPPLIES	831.48
730230	6,018.45
MARINE/AIR EXPENSE	6,018.45
730240	94,076.25
FUEL	94,076.25
730270	16,414.08
LAW ENFORCEMENT SPECIFIC SUPPLIES	16,414.08
730280	2,935.66
CANINE EXPENSES	2,935.66
730310	23,814.18
UNIFORMS	23,814.18
730390	159.87
MEDICAL SUPPLIES	159.87

740140	40,225.49
VEHICLE MAINTENANCE	40,225.49
740510	3,170.00
PROFESSIONAL DEVELOPMENT	3,170.00
740512	1,753.40
PROFESSIONAL SERVICES	1,753.40
740530	27,124.11
MOBILE PHONE AND DATA	27,124.11
740540	7,336.95
TRAVEL EXPENSE	7,336.95
740580	766.81
PRINTING	766.81
740620	1,465.11
ELECTRICITY	1,465.11
740660	20,428.38
EQUIPMENT RENTAL	20,428.38
750300	5,760.00
CAPITAL OUTLAY-BUILDING	5,760.00
750400	128,383.98
CAPITAL OUTLAY-FURNITURE FIXTURES AND EQUIPMENT	128,383.98
750600	158,799.00
CAPITAL OUTLAY-VEHICLES	158,799.00
790100	(577.69)
REIMBURSEMENTS CLEARING	(577.69)
730101	44.47
FOOD SUPPLIES	44.47
7500	3,226,849.09
CONSTABLE PRECINCT 5	3,226,849.09
710100	61,859.51
SALARY/OFFICIAL-DEPARTMENT HEAD	61,859.51
710110	1,891,093.35
SALARY/REGULAR	1,891,093.35
710130	11,651.70
SALARY/OVERTIME	11,651.70
710140	4,461.58
SALARY/CELL PHONE ALLOWANCE	4,461.58
710150	15,398.00
SALARY/SPECIAL PAY	15,398.00
720100	147,598.27
SOCIAL SECURITY	147,598.27
720110	342,659.79
EMPLOYEE INSURANCE	342,659.79
720120	243,523.58
RETIREMENT	243,523.58
720140	6,376.45
STATE UNEMPLOYMENT TAX	6,376.45
730100	31,597.00
OFFICE SUPPLIES	31,597.00
730240	35,006.62
FUEL	35,006.62
730260	128.46
VEHICLE SUPPLIES	128.46
730262	958.41
RADIO SUPPLIES	958.41

730270	4,031.94
LAW ENFORCEMENT SPECIFIC SUPPLIES	4,031.94
730280	1,992.88
CANINE EXPENSES	1,992.88
730310	7,640.94
UNIFORMS	7,640.94
730390	2,907.75
MEDICAL SUPPLIES	2,907.75
740140	30,076.81
VEHICLE MAINTENANCE	30,076.81
740510	7,058.17
PROFESSIONAL DEVELOPMENT	7,058.17
740512	5,277.00
PROFESSIONAL SERVICES	5,277.00
740530	22,140.67
MOBILE PHONE AND DATA	22,140.67
740540	4,703.94
TRAVEL EXPENSE	4,703.94
740580	1,335.74
PRINTING	1,335.74
740640	144.95
CONTRACT SERVICES	144.95
740660	4,353.35
EQUIPMENT RENTAL	4,353.35
740680	1,100.00
MEMBERSHIP/ASSOCIATION DUES	1,100.00
750400	202,191.95
CAPITAL OUTLAY-FURNITURE FIXTURES AND EQUIPMENT	202,191.95
750600	142,365.48
CAPITAL OUTLAY-VEHICLES	142,365.48
790100	(2,985.00)
REIMBURSEMENTS CLEARING	(2,985.00)
730101	199.80
FOOD SUPPLIES	199.80
760400	-
DEPRECIATION EQUIPMENT	-
8100	391,201.95
COURT OPERATIONS	391,201.95
710110	33,474.16
SALARY/REGULAR	33,474.16
710130	9,333.00
SALARY/OVERTIME	9,333.00
720100	3,239.25
SOCIAL SECURITY	3,239.25
720110	2,265.71
EMPLOYEE INSURANCE	2,265.71
720120	1,145.22
RETIREMENT	1,145.22
720140	360.99
STATE UNEMPLOYMENT TAX	360.99
740170	116,916.00
PETIT JURORS	116,916.00
740270	6,500.00
APPOINTED ATTORNEY	6,500.00

740310	350.00
APPOINTED ATTORNEY-CIVIL	350.00
740370	-
APPOINTED ATTORNEY-JUVENILE	-
740512	202.50
PROFESSIONAL SERVICES	202.50
740524	98,114.57
PROFESSIONAL SERVICES-INTERPRETER	98,114.57
740540	90.33
TRAVEL EXPENSE	90.33
740640	46,872.68
CONTRACT SERVICES	46,872.68
740690	65,601.11
COURT COST	65,601.11
740692	(3,205.57)
DA WITNESS EXPENSE	(3,205.57)
740694	9,946.78
FOOD SERVICE	9,946.78
790100	(4.78)
REIMBURSEMENTS CLEARING	(4.78)
8101	5,313,317.54
INDIGENT DEFENSE- CRIMINAL	5,313,317.54
740230	65.00
LITIGATION EXPENSES	65.00
740270	2,284,050.30
APPOINTED ATTORNEY	2,284,050.30
740280	-
APPOINTED ATTORNEY-NON CONTRACT	-
740290	2,151,800.51
OTHER LITIGATION-APPOINTED ATTORNEY	2,151,800.51
740310	6,910.60
APPOINTED ATTORNEY-CIVIL	6,910.60
740370	218,856.58
APPOINTED ATTORNEY-JUVENILE	218,856.58
740460	192,456.23
INVESTIGATOR	192,456.23
740464	-
INVESTIGATOR-NON CONTRACT	-
740470	304,865.22
EXPERT WITNESS	304,865.22
740478	5,710.00
EXPERT WITNESS-PSYCHIATRIC EVALUATION	5,710.00
740484	42,541.00
COURT REPORTER TRANSCRIPT	42,541.00
740512	19,196.05
PROFESSIONAL SERVICES	19,196.05
740524	86,510.21
PROFESSIONAL SERVICES-INTERPRETER	86,510.21
740530	224.87
MOBILE PHONE AND DATA	224.87
740540	75.40
TRAVEL EXPENSE	75.40
740694	55.57
FOOD SERVICE	55.57

8102		1,175,289.80
INDIGENT DEFENSE- CIVIL		1,175,289.80
740230		1,603.71
LITIGATION EXPENSES		1,603.71
740270		30,065.37
APPOINTED ATTORNEY		30,065.37
740310		1,117,559.27
APPOINTED ATTORNEY-CIVIL		1,117,559.27
740484		2,863.03
COURT REPORTER TRANSCRIPT		2,863.03
740512		2,752.01
PROFESSIONAL SERVICES		2,752.01
740524		16,711.86
PROFESSIONAL SERVICES-INTERPRETER		16,711.86
740540		3,734.55
TRAVEL EXPENSE		3,734.55
8103		862,454.01
OFFICE OF COURT ADMIN		862,454.01
710100		118,821.04
SALARY/OFFICIAL-DEPARTMENT HEAD		118,821.04
710110		478,056.34
SALARY/REGULAR		478,056.34
710130		37,219.54
SALARY/OVERTIME		37,219.54
720100		46,058.15
SOCIAL SECURITY		46,058.15
720110		77,986.59
EMPLOYEE INSURANCE		77,986.59
720120		77,803.84
RETIREMENT		77,803.84
720140		1,649.85
STATE UNEMPLOYMENT TAX		1,649.85
730100		18,952.01
OFFICE SUPPLIES		18,952.01
740510		120.00
PROFESSIONAL DEVELOPMENT		120.00
740530		3,487.78
MOBILE PHONE AND DATA		3,487.78
740570		72.60
ADVERTISING		72.60
740640		60.60
CONTRACT SERVICES		60.60
740660		2,027.77
EQUIPMENT RENTAL		2,027.77
740680		135.00
MEMBERSHIP/ASSOCIATION DUES		135.00
740260		2.90
INTEREST ON CREDIT CARDS		2.90
8210		526,291.77
COUNTY COURT AT LAW 1		526,291.77
710100		186,340.36
SALARY/OFFICIAL-DEPARTMENT HEAD		186,340.36
710110		209,718.46
SALARY/REGULAR		209,718.46

720100	26,698.39
SOCIAL SECURITY	26,698.39
720110	46,820.77
EMPLOYEE INSURANCE	46,820.77
720120	48,596.09
RETIREMENT	48,596.09
720140	432.00
STATE UNEMPLOYMENT TAX	432.00
730100	3,284.38
OFFICE SUPPLIES	3,284.38
740510	-
PROFESSIONAL DEVELOPMENT	-
740512	245.00
PROFESSIONAL SERVICES	245.00
740530	37.99
MOBILE PHONE AND DATA	37.99
740540	907.29
TRAVEL EXPENSE	907.29
740640	353.96
CONTRACT SERVICES	353.96
740660	2,778.01
EQUIPMENT RENTAL	2,778.01
740694	79.07
FOOD SERVICE	79.07
8220	916,392.75
COUNTY COURT AT LAW 2	916,392.75
710100	186,340.36
SALARY/OFFICIAL-DEPARTMENT HEAD	186,340.36
710110	496,388.64
SALARY/REGULAR	496,388.64
720100	47,784.54
SOCIAL SECURITY	47,784.54
720110	93,471.55
EMPLOYEE INSURANCE	93,471.55
720120	83,770.34
RETIREMENT	83,770.34
720140	1,008.00
STATE UNEMPLOYMENT TAX	1,008.00
730100	4,785.79
OFFICE SUPPLIES	4,785.79
740510	140.00
PROFESSIONAL DEVELOPMENT	140.00
740530	22.20
MOBILE PHONE AND DATA	22.20
740540	653.56
TRAVEL EXPENSE	653.56
740660	2,027.77
EQUIPMENT RENTAL	2,027.77
8230	832,561.95
COUNTY COURT AT LAW 3	832,561.95
710100	186,340.36
SALARY/OFFICIAL-DEPARTMENT HEAD	186,340.36
710110	444,938.50
SALARY/REGULAR	444,938.50

720100	43,304.40
SOCIAL SECURITY	43,304.40
720110	70,395.71
EMPLOYEE INSURANCE	70,395.71
720120	77,457.75
RETIREMENT	77,457.75
720140	720.00
STATE UNEMPLOYMENT TAX	720.00
730100	6,333.12
OFFICE SUPPLIES	6,333.12
730320	(3,252.58)
IT HARDWARE	(3,252.58)
740510	1,000.00
PROFESSIONAL DEVELOPMENT	1,000.00
740530	189.95
MOBILE PHONE AND DATA	189.95
740540	1,261.33
TRAVEL EXPENSE	1,261.33
740640	15.00
CONTRACT SERVICES	15.00
740660	3,858.41
EQUIPMENT RENTAL	3,858.41
8240	534,438.76
COUNTY COURT AT LAW 4	534,438.76
710100	186,340.36
SALARY/OFFICIAL-DEPARTMENT HEAD	186,340.36
710110	215,241.89
SALARY/REGULAR	215,241.89
720100	27,274.16
SOCIAL SECURITY	27,274.16
720110	46,813.03
EMPLOYEE INSURANCE	46,813.03
720120	49,273.92
RETIREMENT	49,273.92
720140	432.00
STATE UNEMPLOYMENT TAX	432.00
730100	2,573.31
OFFICE SUPPLIES	2,573.31
730320	992.58
IT HARDWARE	992.58
740510	215.00
PROFESSIONAL DEVELOPMENT	215.00
740540	899.17
TRAVEL EXPENSE	899.17
740640	635.29
CONTRACT SERVICES	635.29
740660	3,811.64
EQUIPMENT RENTAL	3,811.64
790100	(65.99)
REIMBURSEMENTS CLEARING	(65.99)
740260	2.40
INTEREST ON CREDIT CARDS	2.40
8250	514,455.21
COUNTY COURT AT LAW 5	514,455.21



710100	186,340.36
SALARY/OFFICIAL-DEPARTMENT HEAD	186,340.36
710110	199,879.97
SALARY/REGULAR	199,879.97
720100	26,098.70
SOCIAL SECURITY	26,098.70
720110	46,823.32
EMPLOYEE INSURANCE	46,823.32
720120	47,389.01
RETIREMENT	47,389.01
720140	432.00
STATE UNEMPLOYMENT TAX	432.00
730100	4,115.83
OFFICE SUPPLIES	4,115.83
740510	410.00
PROFESSIONAL DEVELOPMENT	410.00
740640	313.14
CONTRACT SERVICES	313.14
740660	2,661.38
EQUIPMENT RENTAL	2,661.38
790100	(8.50)
REIMBURSEMENTS CLEARING	(8.50)
8310	344,094.20
9TH DISTRICT COURT	344,094.20
710100	12,999.96
SALARY/OFFICIAL-DEPARTMENT HEAD	12,999.96
710110	224,799.69
SALARY/REGULAR	224,799.69
710140	967.31
SALARY/CELL PHONE ALLOWANCE	967.31
720100	17,857.28
SOCIAL SECURITY	17,857.28
720110	44,020.73
EMPLOYEE INSURANCE	44,020.73
720120	29,323.13
RETIREMENT	29,323.13
720140	432.00
STATE UNEMPLOYMENT TAX	432.00
730100	2,620.09
OFFICE SUPPLIES	2,620.09
740540	2,011.09
TRAVEL EXPENSE	2,011.09
740640	4,500.00
CONTRACT SERVICES	4,500.00
740660	4,562.92
EQUIPMENT RENTAL	4,562.92
8320	349,888.15
221ST DISTRICT COURT	349,888.15
710100	12,999.96
SALARY/OFFICIAL-DEPARTMENT HEAD	12,999.96
710110	233,893.72
SALARY/REGULAR	233,893.72
720100	18,626.53
SOCIAL SECURITY	18,626.53

720110	44,018.18
EMPLOYEE INSURANCE	44,018.18
720120	30,320.48
RETIREMENT	30,320.48
720140	432.00
STATE UNEMPLOYMENT TAX	432.00
730100	3,824.67
OFFICE SUPPLIES	3,824.67
740530	113.97
MOBILE PHONE AND DATA	113.97
740540	-
TRAVEL EXPENSE	-
740640	473.49
CONTRACT SERVICES	473.49
740660	5,024.44
EQUIPMENT RENTAL	5,024.44
740680	150.00
MEMBERSHIP/ASSOCIATION DUES	150.00
740260	10.71
INTEREST ON CREDIT CARDS	10.71
8330	703,406.65
284TH DISTRICT COURT	703,406.65
710100	11,916.63
SALARY/OFFICIAL-DEPARTMENT HEAD	11,916.63
710110	505,331.91
SALARY/REGULAR	505,331.91
710130	309.06
SALARY/OVERTIME	309.06
720100	38,846.87
SOCIAL SECURITY	38,846.87
720110	72,639.37
EMPLOYEE INSURANCE	72,639.37
720120	63,530.59
RETIREMENT	63,530.59
720140	864.00
STATE UNEMPLOYMENT TAX	864.00
730100	5,952.59
OFFICE SUPPLIES	5,952.59
740510	515.39
PROFESSIONAL DEVELOPMENT	515.39
740660	3,503.43
EQUIPMENT RENTAL	3,503.43
790100	(3.19)
REIMBURSEMENTS CLEARING	(3.19)
8340	398,414.29
359TH DISTRICT COURT	398,414.29
710100	12,999.96
SALARY/OFFICIAL-DEPARTMENT HEAD	12,999.96
710110	271,985.16
SALARY/REGULAR	271,985.16
720100	21,372.86
SOCIAL SECURITY	21,372.86
720110	44,020.66
EMPLOYEE INSURANCE	44,020.66

720120	34,994.33
RETIREMENT	34,994.33
720140	572.64
STATE UNEMPLOYMENT TAX	572.64
730100	6,238.01
OFFICE SUPPLIES	6,238.01
740510	130.00
PROFESSIONAL DEVELOPMENT	130.00
740530	700.22
MOBILE PHONE AND DATA	700.22
740540	336.00
TRAVEL EXPENSE	336.00
740580	16.50
PRINTING	16.50
740640	105.63
CONTRACT SERVICES	105.63
740660	4,893.48
EQUIPMENT RENTAL	4,893.48
740260	48.84
INTEREST ON CREDIT CARDS	48.84
8350	512,738.01
410TH DISTRICT COURT	512,738.01
710100	12,999.96
SALARY/OFFICIAL-DEPARTMENT HEAD	12,999.96
710110	360,200.74
SALARY/REGULAR	360,200.74
720100	27,989.41
SOCIAL SECURITY	27,989.41
720110	55,810.03
EMPLOYEE INSURANCE	55,810.03
720120	45,818.35
RETIREMENT	45,818.35
720140	720.00
STATE UNEMPLOYMENT TAX	720.00
730100	3,442.13
OFFICE SUPPLIES	3,442.13
730160	391.17
CLOTHING	391.17
730380	172.39
AUDIO/VISUAL SUPPLIES	172.39
740484	877.58
COURT REPORTER TRANSCRIPT	877.58
740510	480.00
PROFESSIONAL DEVELOPMENT	480.00
740540	760.55
TRAVEL EXPENSE	760.55
740580	260.00
PRINTING	260.00
740660	2,716.94
EQUIPMENT RENTAL	2,716.94
740680	75.00
MEMBERSHIP/ASSOCIATION DUES	75.00
790100	(33.85)
REIMBURSEMENTS CLEARING	(33.85)

730101	57.61
FOOD SUPPLIES	57.61
8360	643,700.52
418TH DISTRICT COURT	643,700.52
710100	12,999.96
SALARY/OFFICIAL-DEPARTMENT HEAD	12,999.96
710110	459,136.05
SALARY/REGULAR	459,136.05
720100	35,436.23
SOCIAL SECURITY	35,436.23
720110	64,846.96
EMPLOYEE INSURANCE	64,846.96
720120	57,957.70
RETIREMENT	57,957.70
720140	720.00
STATE UNEMPLOYMENT TAX	720.00
730100	6,214.37
OFFICE SUPPLIES	6,214.37
740510	799.94
PROFESSIONAL DEVELOPMENT	799.94
740540	1,287.82
TRAVEL EXPENSE	1,287.82
740656	25.90
RENT AND LEASES	25.90
740660	4,006.36
EQUIPMENT RENTAL	4,006.36
740680	150.00
MEMBERSHIP/ASSOCIATION DUES	150.00
730101	119.23
FOOD SUPPLIES	119.23
8370	331,140.43
435TH DISTRICT COURT	331,140.43
710100	12,999.96
SALARY/OFFICIAL-DEPARTMENT HEAD	12,999.96
710110	218,178.66
SALARY/REGULAR	218,178.66
710130	193.27
SALARY/OVERTIME	193.27
720100	17,278.39
SOCIAL SECURITY	17,278.39
720110	38,002.76
EMPLOYEE INSURANCE	38,002.76
720120	28,415.75
RETIREMENT	28,415.75
720140	576.00
STATE UNEMPLOYMENT TAX	576.00
730100	4,885.08
OFFICE SUPPLIES	4,885.08
740510	330.00
PROFESSIONAL DEVELOPMENT	330.00
740530	151.96
MOBILE PHONE AND DATA	151.96
740640	5,250.00
CONTRACT SERVICES	5,250.00

740660	5,208.60
EQUIPMENT RENTAL	5,208.60
790100	(330.00)
REIMBURSEMENTS CLEARING	(330.00)
8401	523,513.40
DRUG COURT	523,513.40
710100	76,355.19
SALARY/OFFICIAL-DEPARTMENT HEAD	76,355.19
710110	101,689.50
SALARY/REGULAR	101,689.50
720100	13,188.83
SOCIAL SECURITY	13,188.83
720110	35,362.41
EMPLOYEE INSURANCE	35,362.41
720120	21,846.10
RETIREMENT	21,846.10
720140	432.00
STATE UNEMPLOYMENT TAX	432.00
730100	2,951.75
OFFICE SUPPLIES	2,951.75
730120	1,875.00
BOOK SUPPLEMENTS	1,875.00
740420	100.00
COURIER SERVICE	100.00
740512	236,646.65
PROFESSIONAL SERVICES	236,646.65
740516	31,092.30
PROFESSIONAL SERVICES-URINALYSIS	31,092.30
740660	1,733.67
EQUIPMENT RENTAL	1,733.67
740680	240.00
MEMBERSHIP/ASSOCIATION DUES	240.00
8402	282,667.02
DRUG COURT-DWI COURT	282,667.02
710110	50,876.13
SALARY/REGULAR	50,876.13
720100	3,876.56
SOCIAL SECURITY	3,876.56
720110	11,787.47
EMPLOYEE INSURANCE	11,787.47
720120	6,242.43
RETIREMENT	6,242.43
720140	144.00
STATE UNEMPLOYMENT TAX	144.00
730100	1,605.84
OFFICE SUPPLIES	1,605.84
730120	950.00
BOOK SUPPLEMENTS	950.00
740420	49.51
COURIER SERVICE	49.51
740512	180,706.58
PROFESSIONAL SERVICES	180,706.58
740516	26,428.50
PROFESSIONAL SERVICES-URINALYSIS	26,428.50

8403		331,759.72
MENTAL HEALTH COURT SERVICE		331,759.72
710110		220,712.51
SALARY/REGULAR		220,712.51
720100		16,065.78
SOCIAL SECURITY		16,065.78
720110		56,404.23
EMPLOYEE INSURANCE		56,404.23
720120		27,081.35
RETIREMENT		27,081.35
720140		762.69
STATE UNEMPLOYMENT TAX		762.69
730100		3,492.25
OFFICE SUPPLIES		3,492.25
730320		64.95
IT HARDWARE		64.95
730330		288.91
IT SOFTWARE		288.91
740510		50.00
PROFESSIONAL DEVELOPMENT		50.00
740540		2,853.36
TRAVEL EXPENSE		2,853.36
740660		3,983.69
EQUIPMENT RENTAL		3,983.69
8510		952,853.74
JUSTICE OF PEACE PRECINCT 1		952,853.74
710100		134,270.56
SALARY/OFFICIAL-DEPARTMENT HEAD		134,270.56
710110		497,741.27
SALARY/REGULAR		497,741.27
720100		47,008.11
SOCIAL SECURITY		47,008.11
720110		94,299.76
EMPLOYEE INSURANCE		94,299.76
720120		77,547.94
RETIREMENT		77,547.94
720140		1,728.28
STATE UNEMPLOYMENT TAX		1,728.28
730100		7,370.74
OFFICE SUPPLIES		7,370.74
740140		158.38
VEHICLE MAINTENANCE		158.38
740510		1,585.00
PROFESSIONAL DEVELOPMENT		1,585.00
740512		7,293.77
PROFESSIONAL SERVICES		7,293.77
740540		1,660.17
TRAVEL EXPENSE		1,660.17
740560		1,130.00
TRANSPORTATION		1,130.00
740580		1,008.10
PRINTING		1,008.10
740620		12,578.01
ELECTRICITY		12,578.01

740640	357.40
CONTRACT SERVICES	357.40
740644	61,726.22
COLLECTION SERVICES	61,726.22
740660	6,060.03
EQUIPMENT RENTAL	6,060.03
740680	205.00
MEMBERSHIP/ASSOCIATION DUES	205.00
790100	(875.00)
REIMBURSEMENTS CLEARING	(875.00)
8520	674,913.52
JUSTICE OF PEACE PRECINCT 2	674,913.52
710100	134,270.56
SALARY/OFFICIAL-DEPARTMENT HEAD	134,270.56
710110	242,941.14
SALARY/REGULAR	242,941.14
710130	54.47
SALARY/OVERTIME	54.47
720100	28,076.77
SOCIAL SECURITY	28,076.77
720110	70,724.82
EMPLOYEE INSURANCE	70,724.82
720120	46,291.00
RETIREMENT	46,291.00
720140	864.00
STATE UNEMPLOYMENT TAX	864.00
730100	3,928.37
OFFICE SUPPLIES	3,928.37
740510	150.00
PROFESSIONAL DEVELOPMENT	150.00
740512	7,848.00
PROFESSIONAL SERVICES	7,848.00
740530	804.06
MOBILE PHONE AND DATA	804.06
740540	450.68
TRAVEL EXPENSE	450.68
740560	1,520.00
TRANSPORTATION	1,520.00
740620	8,116.34
ELECTRICITY	8,116.34
740640	49.31
CONTRACT SERVICES	49.31
740644	125,928.02
COLLECTION SERVICES	125,928.02
740660	3,105.53
EQUIPMENT RENTAL	3,105.53
740680	240.00
MEMBERSHIP/ASSOCIATION DUES	240.00
790100	(449.55)
REIMBURSEMENTS CLEARING	(449.55)
8530	1,291,817.92
JUSTICE OF PEACE PRECINCT 3	1,291,817.92
710100	134,270.56
SALARY/OFFICIAL-DEPARTMENT HEAD	134,270.56

710110		737,904.12
SALARY/REGULAR		737,904.12
710130		7,274.08
SALARY/OVERTIME		7,274.08
710140		485.13
SALARY/CELL PHONE ALLOWANCE		485.13
720100		64,675.64
SOCIAL SECURITY		64,675.64
720110		202,668.82
EMPLOYEE INSURANCE		202,668.82
720120		108,006.22
RETIREMENT		108,006.22
720140		2,651.92
STATE UNEMPLOYMENT TAX		2,651.92
730100		14,431.22
OFFICE SUPPLIES		14,431.22
730110		330.00
POSTAGE		330.00
730220		278.07
REPLACEMENTS		278.07
740140		273.18
VEHICLE MAINTENANCE		273.18
740510		2,735.00
PROFESSIONAL DEVELOPMENT		2,735.00
740512		1,252.79
PROFESSIONAL SERVICES		1,252.79
740540		2,267.83
TRAVEL EXPENSE		2,267.83
740560		2,170.00
TRANSPORTATION		2,170.00
740580		1,230.00
PRINTING		1,230.00
740640		49.23
CONTRACT SERVICES		49.23
740660		5,756.44
EQUIPMENT RENTAL		5,756.44
740680		60.00
MEMBERSHIP/ASSOCIATION DUES		60.00
750400		4,027.67
CAPITAL OUTLAY-FURNITURE FIXTURES AND EQUIPMENT		4,027.67
790100		(980.00)
REIMBURSEMENTS CLEARING		(980.00)
8540		1,018,616.21
JUSTICE OF PEACE PRECINCT 4		1,018,616.21
710100		134,270.56
SALARY/OFFICIAL-DEPARTMENT HEAD		134,270.56
710110		493,517.53
SALARY/REGULAR		493,517.53
710130		5,606.27
SALARY/OVERTIME		5,606.27
720100		47,314.88
SOCIAL SECURITY		47,314.88
720110		136,298.18
EMPLOYEE INSURANCE		136,298.18



720120	77,717.50
RETIREMENT	77,717.50
720140	1,825.83
STATE UNEMPLOYMENT TAX	1,825.83
730100	8,058.86
OFFICE SUPPLIES	8,058.86
740512	5,904.00
PROFESSIONAL SERVICES	5,904.00
740530	254.12
MOBILE PHONE AND DATA	254.12
740540	2,207.62
TRAVEL EXPENSE	2,207.62
740560	1,665.00
TRANSPORTATION	1,665.00
740580	2,292.04
PRINTING	2,292.04
740620	5,255.49
ELECTRICITY	5,255.49
740640	597.05
CONTRACT SERVICES	597.05
740644	90,551.31
COLLECTION SERVICES	90,551.31
740660	5,244.97
EQUIPMENT RENTAL	5,244.97
740680	35.00
MEMBERSHIP/ASSOCIATION DUES	35.00
8550	618,126.18
JUSTICE OF PEACE PRECINCT 5	618,126.18
710100	134,270.56
SALARY/OFFICIAL-DEPARTMENT HEAD	134,270.56
710110	252,592.71
SALARY/REGULAR	252,592.71
720100	29,153.50
SOCIAL SECURITY	29,153.50
720110	68,398.62
EMPLOYEE INSURANCE	68,398.62
720120	47,468.05
RETIREMENT	47,468.05
720140	725.00
STATE UNEMPLOYMENT TAX	725.00
730100	10,771.67
OFFICE SUPPLIES	10,771.67
730110	660.00
POSTAGE	660.00
740510	765.00
PROFESSIONAL DEVELOPMENT	765.00
740512	3,048.00
PROFESSIONAL SERVICES	3,048.00
740530	1,852.66
MOBILE PHONE AND DATA	1,852.66
740540	865.66
TRAVEL EXPENSE	865.66
740640	964.40
CONTRACT SERVICES	964.40

740644	
COLLECTION SERVICES	63,914.52
740660	63,914.52
EQUIPMENT RENTAL	2,765.83
740680	2,765.83
MEMBERSHIP/ASSOCIATION DUES	60.00
790100	60.00
REIMBURSEMENTS CLEARING	(150.00)
6502	(150.00)
SHERIFF FINANCE	1,071,516.68
710110	1,071,516.68
SALARY/REGULAR	432,873.20
710130	432,873.20
SALARY/OVERTIME	6,026.82
720100	6,026.82
SOCIAL SECURITY	32,258.16
720110	32,258.16
EMPLOYEE INSURANCE	93,872.04
720120	93,872.04
RETIREMENT	53,853.48
720140	53,853.48
STATE UNEMPLOYMENT TAX	988.56
730100	988.56
OFFICE SUPPLIES	7,592.99
730320	7,592.99
IT HARDWARE	41,608.66
740110	41,608.66
IT SOFTWARE MAINTENANCE	11,221.47
740504	11,221.47
ONLINE SERVICES	16,748.40
740512	16,748.40
PROFESSIONAL SERVICES	3,625.00
740530	3,625.00
MOBILE PHONE AND DATA	357,098.93
740540	357,098.93
TRAVEL EXPENSE	4,140.50
740580	4,140.50
PRINTING	1,144.00
740660	1,144.00
EQUIPMENT RENTAL	8,718.86
790100	8,718.86
REIMBURSEMENTS CLEARING	(254.39)
5703	(254.39)
242 OPERATIONS	-
740644	-
COLLECTION SERVICES	-
3212	-
PAYROLL PASS-THRU	-
710110	-
SALARY/REGULAR	-
3702	-
TAC RENDITION PENALTY	358.00
730220	358.00
REPLACEMENTS	358.00
	358.00

8380	92,221.73
457TH DISTRICT COURT	92,221.73
710100	3,033.32
SALARY/OFFICIAL-DEPARTMENT HEAD	3,033.32
710110	57,435.89
SALARY/REGULAR	57,435.89
720100	4,547.19
SOCIAL SECURITY	4,547.19
720110	4,048.91
EMPLOYEE INSURANCE	4,048.91
720120	7,419.51
RETIREMENT	7,419.51
720140	288.00
STATE UNEMPLOYMENT TAX	288.00
730100	15,448.91
OFFICE SUPPLIES	15,448.91
2400	38,294,717.52
ROAD AND BRIDGE	38,294,717.52
2600	1,151,776.39
INFORMATION TECHNOLOGY	1,151,776.39
710100	128,927.14
SALARY/OFFICIAL-DEPARTMENT HEAD	128,927.14
710110	683,763.10
SALARY/REGULAR	683,763.10
710130	12,106.27
SALARY/OVERTIME	12,106.27
710140	6,601.06
SALARY/CELL PHONE ALLOWANCE	6,601.06
720100	62,118.26
SOCIAL SECURITY	62,118.26
720110	152,272.81
EMPLOYEE INSURANCE	152,272.81
720120	102,270.84
RETIREMENT	102,270.84
720140	2,235.29
STATE UNEMPLOYMENT TAX	2,235.29
730100	496.91
OFFICE SUPPLIES	496.91
740512	95.00
PROFESSIONAL SERVICES	95.00
740620	889.71
ELECTRICITY	889.71
740660	-
EQUIPMENT RENTAL	-
4700	1,715,814.37
PARKS	1,715,814.37
710110	1,007,077.39
SALARY/REGULAR	1,007,077.39
710130	32,635.54
SALARY/OVERTIME	32,635.54
710140	847.50
SALARY/CELL PHONE ALLOWANCE	847.50
720100	78,186.43
SOCIAL SECURITY	78,186.43

720110	238,755.13
EMPLOYEE INSURANCE	238,755.13
720120	124,556.43
RETIREMENT	124,556.43
720140	4,453.61
STATE UNEMPLOYMENT TAX	4,453.61
730100	35,132.09
OFFICE SUPPLIES	35,132.09
730140	6,035.27
JANITOR SUPPLIES	6,035.27
730190	1,900.00
ROAD MATERIALS	1,900.00
730220	3,059.40
REPLACEMENTS	3,059.40
730250	4,336.81
SHOP SUPPLIES	4,336.81
730260	5,911.50
VEHICLE SUPPLIES	5,911.50
730310	3,623.00
UNIFORMS	3,623.00
730350	5,421.83
AGRICULTURE SUPPLIES	5,421.83
740140	16,399.18
VEHICLE MAINTENANCE	16,399.18
740150	2,385.54
LANDSCAPE MAINTENANCE	2,385.54
740410	800.00
TOLLS	800.00
740504	-
ONLINE SERVICES	-
740510	129.00
PROFESSIONAL DEVELOPMENT	129.00
740512	108,841.45
PROFESSIONAL SERVICES	108,841.45
740530	3,326.06
MOBILE PHONE AND DATA	3,326.06
740540	93.38
TRAVEL EXPENSE	93.38
740620	5,446.19
ELECTRICITY	5,446.19
740640	11,196.45
CONTRACT SERVICES	11,196.45
740654	11,900.66
COMMUNITY BUILDING/VOTING BOX	11,900.66
740660	3,107.77
EQUIPMENT RENTAL	3,107.77
730101	256.76
FOOD SUPPLIES	256.76
4800	559,831.10
COMMUNITY CENTERS	559,831.10
710110	339,696.07
SALARY/REGULAR	339,696.07
710130	4,384.04
SALARY/OVERTIME	4,384.04

710140	485.13
SALARY/CELL PHONE ALLOWANCE	485.13
720100	25,843.41
SOCIAL SECURITY	25,843.41
720110	55,261.88
EMPLOYEE INSURANCE	55,261.88
720120	39,590.26
RETIREMENT	39,590.26
720140	1,449.34
STATE UNEMPLOYMENT TAX	1,449.34
730100	14,912.89
OFFICE SUPPLIES	14,912.89
730380	8,492.91
AUDIO/VISUAL SUPPLIES	8,492.91
740512	4,617.51
PROFESSIONAL SERVICES	4,617.51
740540	90.77
TRAVEL EXPENSE	90.77
740620	54,101.64
ELECTRICITY	54,101.64
740624	6,966.12
WATER AND SEWER	6,966.12
740640	1,545.99
CONTRACT SERVICES	1,545.99
740660	1,133.52
EQUIPMENT RENTAL	1,133.52
740694	1,259.62
FOOD SERVICE	1,259.62
4900	1,364,367.04
RECYCLE CENTERS	1,364,367.04
710110	601,975.22
SALARY/REGULAR	601,975.22
710130	32,961.60
SALARY/OVERTIME	32,961.60
710140	1,650.15
SALARY/CELL PHONE ALLOWANCE	1,650.15
720100	47,894.59
SOCIAL SECURITY	47,894.59
720110	139,421.19
EMPLOYEE INSURANCE	139,421.19
720120	78,108.75
RETIREMENT	78,108.75
720140	1,958.40
STATE UNEMPLOYMENT TAX	1,958.40
730100	33,558.56
OFFICE SUPPLIES	33,558.56
730250	1,489.74
SHOP SUPPLIES	1,489.74
730260	757.98
VEHICLE SUPPLIES	757.98
730310	1,295.18
UNIFORMS	1,295.18
730390	837.00
MEDICAL SUPPLIES	837.00

740420	2,162.04
COURIER SERVICE	2,162.04
740512	330,192.96
PROFESSIONAL SERVICES	330,192.96
740620	1,509.29
ELECTRICITY	1,509.29
740640	60,574.39
CONTRACT SERVICES	60,574.39
740660	28,020.00
EQUIPMENT RENTAL	28,020.00
7300	64,102.71
CONSTABLE PRECINCT 3	64,102.71
710130	49,276.88
SALARY/OVERTIME	49,276.88
720100	3,650.85
SOCIAL SECURITY	3,650.85
720110	5,126.92
EMPLOYEE INSURANCE	5,126.92
720120	6,046.24
RETIREMENT	6,046.24
720140	1.82
STATE UNEMPLOYMENT TAX	1.82
9000	5,637.50
RESTRICTED	5,637.50
730190	5,637.50
ROAD MATERIALS	5,637.50
9100	8,015,657.00
COMMISSIONER PRECINCT 1	8,015,657.00
710100	178,486.98
SALARY/OFFICIAL-DEPARTMENT HEAD	178,486.98
710110	2,712,051.68
SALARY/REGULAR	2,712,051.68
710130	82,438.33
SALARY/OVERTIME	82,438.33
710140	1,562.46
SALARY/CELL PHONE ALLOWANCE	1,562.46
720100	221,262.06
SOCIAL SECURITY	221,262.06
720110	623,933.56
EMPLOYEE INSURANCE	623,933.56
720120	365,323.81
RETIREMENT	365,323.81
720140	8,153.03
STATE UNEMPLOYMENT TAX	8,153.03
730100	63,213.92
OFFICE SUPPLIES	63,213.92
730140	(959.90)
JANITOR SUPPLIES	(959.90)
730180	5,092.20
CULVERTS	5,092.20
730190	1,097,339.23
ROAD MATERIALS	1,097,339.23
730200	21,224.14
CRUSHED CONCRETE/REJECT	21,224.14

730220	1,822.55
REPLACEMENTS	1,822.55
730240	40,860.70
FUEL	40,860.70
730250	20,611.77
SHOP SUPPLIES	20,611.77
730260	296,770.05
VEHICLE SUPPLIES	296,770.05
730270	219,887.60
LAW ENFORCEMENT SPECIFIC SUPPLIES	219,887.60
730310	16,880.80
UNIFORMS	16,880.80
730320	57,980.00
IT HARDWARE	57,980.00
730350	2,534.83
AGRICULTURE SUPPLIES	2,534.83
730390	(1,145.20)
MEDICAL SUPPLIES	(1,145.20)
740140	51,093.09
VEHICLE MAINTENANCE	51,093.09
740150	62,447.80
LANDSCAPE MAINTENANCE	62,447.80
740430	1,136.86
STRIPING/SEALANT SERVICES	1,136.86
740510	1,335.27
PROFESSIONAL DEVELOPMENT	1,335.27
740512	923,196.19
PROFESSIONAL SERVICES	923,196.19
740530	12,175.62
MOBILE PHONE AND DATA	12,175.62
740540	29.90
TRAVEL EXPENSE	29.90
740620	159,191.56
ELECTRICITY	159,191.56
740624	5,094.13
WATER AND SEWER	5,094.13
740628	6,581.98
TELEPHONE-FIBER OPTIC-RESTRICTED	6,581.98
740640	154,740.20
CONTRACT SERVICES	154,740.20
740650	66,970.78
SIGN AND SIGNAL MAINTENANCE	66,970.78
740652	9,112.50
BRIDGE REPAIR	9,112.50
740654	14,543.79
COMMUNITY BUILDING/VOTING BOX	14,543.79
740656	318.00
RENT AND LEASES	318.00
740660	19,050.11
EQUIPMENT RENTAL	19,050.11
750200	3,500.00
CAPITAL OUTLAY-LAND	3,500.00
750300	26,275.57
CAPITAL OUTLAY-BUILDING	26,275.57

750400	221,172.62
CAPITAL OUTLAY-FURNITURE FIXTURES AND EQUIPMENT	221,172.62
750600	241,641.50
CAPITAL OUTLAY-VEHICLES	241,641.50
750800	2,484.60
MAJOR PROJECTS	2,484.60
790100	(1,759.67)
REIMBURSEMENTS CLEARING	(1,759.67)
9200	8,873,845.17
COMMISSIONER PRECINCT 2	8,873,845.17
710100	178,456.98
SALARY/OFFICIAL-DEPARTMENT HEAD	178,456.98
710110	2,269,119.40
SALARY/REGULAR	2,269,119.40
710130	6,937.93
SALARY/OVERTIME	6,937.93
710140	1,709.78
SALARY/CELL PHONE ALLOWANCE	1,709.78
720100	179,830.10
SOCIAL SECURITY	179,830.10
720110	549,242.89
EMPLOYEE INSURANCE	549,242.89
720120	301,892.09
RETIREMENT	301,892.09
720140	7,160.38
STATE UNEMPLOYMENT TAX	7,160.38
730100	12,571.34
OFFICE SUPPLIES	12,571.34
730180	19,661.04
CULVERTS	19,661.04
730190	3,397,065.29
ROAD MATERIALS	3,397,065.29
730220	937.39
REPLACEMENTS	937.39
730240	158,358.14
FUEL	158,358.14
730250	31,164.55
SHOP SUPPLIES	31,164.55
730260	339,610.42
VEHICLE SUPPLIES	339,610.42
730310	19,477.61
UNIFORMS	19,477.61
740110	8,672.45
IT SOFTWARE MAINTENANCE	8,672.45
740510	1,345.23
PROFESSIONAL DEVELOPMENT	1,345.23
740512	321,141.51
PROFESSIONAL SERVICES	321,141.51
740530	10,137.31
MOBILE PHONE AND DATA	10,137.31
740620	62,180.01
ELECTRICITY	62,180.01
740628	22,261.19
TELEPHONE-FIBER OPTIC-RESTRICTED	22,261.19



740640	2,903.98
CONTRACT SERVICES	2,903.98
740650	137,518.09
SIGN AND SIGNAL MAINTENANCE	137,518.09
740654	1,256.48
COMMUNITY BUILDING/VOTING BOX	1,256.48
740660	6,819.70
EQUIPMENT RENTAL	6,819.70
750400	413,962.39
CAPITAL OUTLAY-FURNITURE FIXTURES AND EQUIPMENT	413,962.39
750600	85,623.32
CAPITAL OUTLAY-VEHICLES	85,623.32
750800	228,269.40
MAJOR PROJECTS	228,269.40
760600	100,000.00
SETTLEMENT COSTS	100,000.00
790100	(1,441.22)
REIMBURSEMENTS CLEARING	(1,441.22)
9300	6,377,641.85
COMMISSIONER PRECINCT 3	6,377,641.85
710100	180,456.21
SALARY/OFFICIAL-DEPARTMENT HEAD	180,456.21
710110	1,386,574.69
SALARY/REGULAR	1,386,574.69
710130	42,851.42
SALARY/OVERTIME	42,851.42
710140	7,681.32
SALARY/CELL PHONE ALLOWANCE	7,681.32
720100	118,443.53
SOCIAL SECURITY	118,443.53
720110	294,830.66
EMPLOYEE INSURANCE	294,830.66
720120	198,756.35
RETIREMENT	198,756.35
720140	3,778.42
STATE UNEMPLOYMENT TAX	3,778.42
730100	274,484.59
OFFICE SUPPLIES	274,484.59
730110	14.07
POSTAGE	14.07
730140	1,220.62
JANITOR SUPPLIES	1,220.62
730180	3,970.68
CULVERTS	3,970.68
730190	632,437.01
ROAD MATERIALS	632,437.01
730200	2,568.06
CRUSHED CONCRETE/REJECT	2,568.06
730220	5,697.09
REPLACEMENTS	5,697.09
730240	79,469.30
FUEL	79,469.30
730250	10,667.83
SHOP SUPPLIES	10,667.83

730260	114,256.93
VEHICLE SUPPLIES	114,256.93
730270	25,482.33
LAW ENFORCEMENT SPECIFIC SUPPLIES	25,482.33
730310	14,485.58
UNIFORMS	14,485.58
730320	1,037.36
IT HARDWARE	1,037.36
730350	33,114.36
AGRICULTURE SUPPLIES	33,114.36
730380	3,928.35
AUDIO/VISUAL SUPPLIES	3,928.35
730390	989.40
MEDICAL SUPPLIES	989.40
740140	11,191.65
VEHICLE MAINTENANCE	11,191.65
740150	6,530.00
LANDSCAPE MAINTENANCE	6,530.00
740430	648,071.26
STRIPING/SEALANT SERVICES	648,071.26
740440	16,512.10
CONCRETE/CURB REPAIR	16,512.10
740504	622.35
ONLINE SERVICES	622.35
740510	971.97
PROFESSIONAL DEVELOPMENT	971.97
740512	415,865.52
PROFESSIONAL SERVICES	415,865.52
740530	9,942.44
MOBILE PHONE AND DATA	9,942.44
740540	1,685.32
TRAVEL EXPENSE	1,685.32
740620	113,870.57
ELECTRICITY	113,870.57
740628	10,071.51
TELEPHONE-FIBER OPTIC-RESTRICTED	10,071.51
740640	13,537.16
CONTRACT SERVICES	13,537.16
740650	194,780.09
SIGN AND SIGNAL MAINTENANCE	194,780.09
740660	8,186.69
EQUIPMENT RENTAL	8,186.69
740662	-
LEASE TO PURCHASE	-
740680	500.00
MEMBERSHIP/ASSOCIATION DUES	500.00
740750	436.50
REMODEL	436.50
740970	286.34
FREIGHT AND HANDLING	286.34
750400	245,159.82
CAPITAL OUTLAY-FURNITURE FIXTURES AND EQUIPMENT	245,159.82
750600	415,678.58
CAPITAL OUTLAY-VEHICLES	415,678.58

750800	874,145.35
MAJOR PROJECTS	874,145.35
790100	(47,599.53)
REIMBURSEMENTS CLEARING	(47,599.53)
9400	8,410,638.31
COMMISSIONER PRECINCT 4	8,410,638.31
710100	178,486.98
SALARY/OFFICIAL-DEPARTMENT HEAD	178,486.98
710110	2,836,296.05
SALARY/REGULAR	2,836,296.05
710130	36,899.08
SALARY/OVERTIME	36,899.08
710140	1,919.84
SALARY/CELL PHONE ALLOWANCE	1,919.84
720100	226,270.12
SOCIAL SECURITY	226,270.12
720110	617,803.61
EMPLOYEE INSURANCE	617,803.61
720120	376,059.03
RETIREMENT	376,059.03
720140	8,240.49
STATE UNEMPLOYMENT TAX	8,240.49
730100	82,593.98
OFFICE SUPPLIES	82,593.98
730110	125.34
POSTAGE	125.34
730140	2,976.48
JANITOR SUPPLIES	2,976.48
730180	113,296.28
CULVERTS	113,296.28
730190	732,519.94
ROAD MATERIALS	732,519.94
730200	361,809.69
CRUSHED CONCRETE/REJECT	361,809.69
730220	247.37
REPLACEMENTS	247.37
730240	238,785.66
FUEL	238,785.66
730250	63,363.01
SHOP SUPPLIES	63,363.01
730260	246,377.42
VEHICLE SUPPLIES	246,377.42
730310	21,763.22
UNIFORMS	21,763.22
730350	170,757.95
AGRICULTURE SUPPLIES	170,757.95
740140	112,158.91
VEHICLE MAINTENANCE	112,158.91
740150	50,427.39
LANDSCAPE MAINTENANCE	50,427.39
740410	4,666.39
TOLLS	4,666.39
740430	30,132.58
STRIPING/SEALANT SERVICES	30,132.58

740440	CONCRETE/CURB REPAIR	38,250.95
740510	PROFESSIONAL DEVELOPMENT	38,250.95
740512	PROFESSIONAL SERVICES	665.00
740530	MOBILE PHONE AND DATA	665.00
740540	TRAVEL EXPENSE	153,266.19
740550	SAFETY PROGRAM	153,266.19
740580	PRINTING	24,390.02
740620	ELECTRICITY	24,390.02
740628	TELEPHONE-FIBER OPTIC-RESTRICTED	1,666.19
740640	CONTRACT SERVICES	1,666.19
740650	SIGN AND SIGNAL MAINTENANCE	27,732.63
740660	EQUIPMENT RENTAL	27,732.63
740662	LEASE TO PURCHASE	988.75
740930	DAMAGE REPAIRS	988.75
740970	FREIGHT AND HANDLING	136,227.11
750300	CAPITAL OUTLAY-BUILDING	136,227.11
750400	CAPITAL OUTLAY-FURNITURE FIXTURES AND EQUIPMENT	8,583.41
750600	CAPITAL OUTLAY-VEHICLES	8,583.41
750800	MAJOR PROJECTS	16,152.44
790100	REIMBURSEMENTS CLEARING	16,152.44
740260	INTEREST ON CREDIT CARDS	44,785.96
9500		44,785.96
COUNTY ENGINEER		13,141.29
710100	SALARY/OFFICIAL-DEPARTMENT HEAD	13,141.29
710110	SALARY/REGULAR	88,868.12
710140	SALARY/CELL PHONE ALLOWANCE	88,868.12
720100	SOCIAL SECURITY	561.82
720110	EMPLOYEE INSURANCE	561.82
		45.00
		45.00
		5,696.68
		5,696.68
		632,937.91
		632,937.91
		857,382.52
		857,382.52
		200,910.54
		200,910.54
		(355,686.36)
		(355,686.36)
		95.33
		95.33
		1,755,406.08
		1,755,406.08
		143,716.64
		143,716.64
		1,160,624.49
		1,160,624.49
		5,670.00
		5,670.00
		98,078.97
		98,078.97
		163,757.17
		163,757.17

720120	160,738.35
RETIREMENT	160,738.35
720140	2,304.00
STATE UNEMPLOYMENT TAX	2,304.00
730100	8,473.98
OFFICE SUPPLIES	8,473.98
730330	6,692.00
IT SOFTWARE	6,692.00
740540	2,069.69
TRAVEL EXPENSE	2,069.69
740660	3,160.79
EQUIPMENT RENTAL	3,160.79
740680	120.00
MEMBERSHIP/ASSOCIATION DUES	120.00
2001	32,546.89
WORTHLESS CHECK	32,546.89
2800	32,546.89
COUNTY ATTORNEY	32,546.89
710110	22,169.36
SALARY/REGULAR	22,169.36
720100	1,629.99
SOCIAL SECURITY	1,629.99
720110	5,893.84
EMPLOYEE INSURANCE	5,893.84
720120	2,781.70
RETIREMENT	2,781.70
720140	72.00
STATE UNEMPLOYMENT TAX	72.00
2002	1,297,933.85
FORFEITURES	1,297,933.85
5100	419,052.20
DISTRICT ATTORNEY	419,052.20
710110	31,676.98
SALARY/REGULAR	31,676.98
710130	314.04
SALARY/OVERTIME	314.04
710150	51,551.93
SALARY/SPECIAL PAY	51,551.93
720100	6,287.98
SOCIAL SECURITY	6,287.98
720110	14,279.11
EMPLOYEE INSURANCE	14,279.11
720120	10,250.48
RETIREMENT	10,250.48
720140	152.27
STATE UNEMPLOYMENT TAX	152.27
730100	34,603.86
OFFICE SUPPLIES	34,603.86
730120	3,074.52
BOOK SUPPLEMENTS	3,074.52
730270	15,484.80
LAW ENFORCEMENT SPECIFIC SUPPLIES	15,484.80
730300	4,500.00
COMMUNITY AWARENESS SUPPLIES	4,500.00

730320		3,878.00
IT HARDWARE		3,878.00
740140		1,214.99
VEHICLE MAINTENANCE		1,214.99
740160		500.00
SPECIAL INVESTIGATION		500.00
740230		451.98
LITIGATION EXPENSES		451.98
740504		5,376.92
ONLINE SERVICES		5,376.92
740510		14,251.97
PROFESSIONAL DEVELOPMENT		14,251.97
740512		45,500.00
PROFESSIONAL SERVICES		45,500.00
740530		2,720.56
MOBILE PHONE AND DATA		2,720.56
740540		3,370.00
TRAVEL EXPENSE		3,370.00
740570		2,000.00
ADVERTISING		2,000.00
740680		20,393.66
MEMBERSHIP/ASSOCIATION DUES		20,393.66
740690		2,545.19
COURT COST		2,545.19
740694		159.80
FOOD SERVICE		159.80
740750		274.32
REMODEL		274.32
750600		43,235.25
CAPITAL OUTLAY-VEHICLES		43,235.25
790920		100,000.00
MONTGOMERY COUNTY MATCH		100,000.00
730101		1,003.59
FOOD SUPPLIES		1,003.59
5300		75.00
FIRE MARSHAL - INVESTIGATIONS		75.00
730100		75.00
OFFICE SUPPLIES		75.00
5601		75.00
FORFEITURES		-
730100		-
OFFICE SUPPLIES		-
730280		-
CANINE EXPENSES		-
740510		-
PROFESSIONAL DEVELOPMENT		-
740512		-
PROFESSIONAL SERVICES		-
750600		-
CAPITAL OUTLAY-VEHICLES		-
6000		629,216.04
SHERIFF		629,216.04
730100		211,773.83
OFFICE SUPPLIES		211,773.83

730220		4,070.00
REPLACEMENTS		4,070.00
730260		821.45
VEHICLE SUPPLIES		821.45
730310		1,402.00
UNIFORMS		1,402.00
730340		4,000.00
BUY MONEY SUPPLY		4,000.00
740510		3,702.48
PROFESSIONAL DEVELOPMENT		3,702.48
740512		30,796.98
PROFESSIONAL SERVICES		30,796.98
740540		17,893.67
TRAVEL EXPENSE		17,893.67
740660		7,933.30
EQUIPMENT RENTAL		7,933.30
740680		5,745.00
MEMBERSHIP/ASSOCIATION DUES		5,745.00
740750		37,241.52
REMODEL		37,241.52
750300		274,641.81
CAPITAL OUTLAY-BUILDING		274,641.81
750400		15,999.00
CAPITAL OUTLAY-FURNITURE FIXTURES AND EQUIPMENT		15,999.00
750600		13,033.00
CAPITAL OUTLAY-VEHICLES		13,033.00
730101		162.00
FOOD SUPPLIES		162.00
6200		134,018.70
SHERIFF CID		134,018.70
740640		134,018.70
CONTRACT SERVICES		134,018.70
7100		3,977.40
CONSTABLE PRECINCT 1		3,977.40
730270		947.40
LAW ENFORCEMENT SPECIFIC SUPPLIES		947.40
740510		430.00
PROFESSIONAL DEVELOPMENT		430.00
740512		2,600.00
PROFESSIONAL SERVICES		2,600.00
7200		39,149.50
CONSTABLE PRECINCT 2		39,149.50
730260		1,649.50
VEHICLE SUPPLIES		1,649.50
750600		37,500.00
CAPITAL OUTLAY-VEHICLES		37,500.00
7300		5,473.83
CONSTABLE PRECINCT 3		5,473.83
730100		1,686.64
OFFICE SUPPLIES		1,686.64
730140		1,683.00
JANITOR SUPPLIES		1,683.00
740120		1,016.20
MEDICAL SERVICES		1,016.20

740510	495.03
PROFESSIONAL DEVELOPMENT	495.03
740640	592.96
CONTRACT SERVICES	592.96
7400	49,508.87
CONSTABLE PRECINCT 4	49,508.87
730100	10,431.08
OFFICE SUPPLIES	10,431.08
730160	1,650.00
CLOTHING	1,650.00
730220	1,994.98
REPLACEMENTS	1,994.98
730280	110.00
CANINE EXPENSES	110.00
730310	788.45
UNIFORMS	788.45
730390	265.00
MEDICAL SUPPLIES	265.00
740140	4,441.50
VEHICLE MAINTENANCE	4,441.50
740510	20.00
PROFESSIONAL DEVELOPMENT	20.00
740512	300.00
PROFESSIONAL SERVICES	300.00
750600	29,497.94
CAPITAL OUTLAY-VEHICLES	29,497.94
730101	9.92
FOOD SUPPLIES	9.92
7500	17,462.31
CONSTABLE PRECINCT 5	17,462.31
730100	7,822.31
OFFICE SUPPLIES	7,822.31
730270	4,360.00
LAW ENFORCEMENT SPECIFIC SUPPLIES	4,360.00
730340	3,000.00
BUY MONEY SUPPLY	3,000.00
740540	550.00
TRAVEL EXPENSE	550.00
740560	1,730.00
TRANSPORTATION	1,730.00
203	1,932,804.64
JAIL COMMISSARY	1,932,804.64
6602	1,932,804.64
SHERIFF COMMISSARY	1,932,804.64
710110	111,486.81
SALARY/REGULAR	111,486.81
720100	8,338.33
SOCIAL SECURITY	8,338.33
720110	23,565.71
EMPLOYEE INSURANCE	23,565.71
720120	13,679.45
RETIREMENT	13,679.45
720130	2,943.66
WORKERS COMPENSATION	2,943.66



720140	STATE UNEMPLOYMENT TAX	405.38
730100	OFFICE SUPPLIES	164,720.51
730110	POSTAGE	311.85
730140	JANITOR SUPPLIES	69,916.94
730150	INMATE SUPPLIES	200,020.57
730160	CLOTHING	8,234.58
730220	REPLACEMENTS	271,102.00
730250	SHOP SUPPLIES	8,611.42
730270	LAW ENFORCEMENT SPECIFIC SUPPLIES	53,927.00
730320	IT HARDWARE	9,902.00
730370	PERIODICALS	696.50
730390	MEDICAL SUPPLIES	17,600.00
740110	IT SOFTWARE MAINTENANCE	44.80
740140	VEHICLE MAINTENANCE	22,858.74
740504	ONLINE SERVICES	21,996.00
740510	PROFESSIONAL DEVELOPMENT	980.00
740512	PROFESSIONAL SERVICES	744,397.76
740640	CONTRACT SERVICES	3,565.25
740930	DAMAGE REPAIRS	277.00
740960	PRE-CERTIFICATION/ UTILIZATION REVIEW FEES	381.00
750300	CAPITAL OUTLAY-BUILDING	73,027.00
750400	CAPITAL OUTLAY-FURNITURE FIXTURES AND EQUIPMENT	18,222.22
750600	CAPITAL OUTLAY-VEHICLES	74,220.00
730101	FOOD SUPPLIES	7,372.16
3260	LAW LIBRARY	309,463.97
710110	SALARY/REGULAR	138,645.47

720100	10,312.13
SOCIAL SECURITY	10,312.13
720110	23,574.94
EMPLOYEE INSURANCE	23,574.94
720120	17,011.88
RETIREMENT	17,011.88
720140	436.19
STATE UNEMPLOYMENT TAX	436.19
730100	2,865.07
OFFICE SUPPLIES	2,865.07
730120	11,374.76
BOOK SUPPLEMENTS	11,374.76
740504	39,018.61
ONLINE SERVICES	39,018.61
740510	520.00
PROFESSIONAL DEVELOPMENT	520.00
740540	570.00
TRAVEL EXPENSE	570.00
740580	83.96
PRINTING	83.96
740660	4,776.96
EQUIPMENT RENTAL	4,776.96
750700	60,274.00
CAPITAL OUTLAY-BOOKS	60,274.00
2405	26,093.78
PRE-TRIAL DIVERSION	26,093.78
5100	26,093.78
DISTRICT ATTORNEY	26,093.78
710110	19,675.45
SALARY/REGULAR	19,675.45
720100	1,505.16
SOCIAL SECURITY	1,505.16
720120	2,414.16
RETIREMENT	2,414.16
720140	147.97
STATE UNEMPLOYMENT TAX	147.97
740640	1,112.34
CONTRACT SERVICES	1,112.34
740660	1,238.70
EQUIPMENT RENTAL	1,238.70
5103	-
PRE-TRIAL DIVERSION	-
710110	-
SALARY/REGULAR	-
720100	-
SOCIAL SECURITY	-
720120	-
RETIREMENT	-
720140	-
STATE UNEMPLOYMENT TAX	-
740660	-
EQUIPMENT RENTAL	-
2405	1,294,509.95
COUNTY CLERK RECORDS MGMT & PRESERVATION	1,294,509.95

1206		22,280.76
	COUNTY CLERK RECORDS MANAGEMENT/PRESERVATION	22,280.76
730100		2,799.28
	OFFICE SUPPLIES	2,799.28
740110		225.34
	IT SOFTWARE MAINTENANCE	225.34
740504		104.00
	ONLINE SERVICES	104.00
740512		15,585.11
	PROFESSIONAL SERVICES	15,585.11
740530		227.94
	MOBILE PHONE AND DATA	227.94
740640		54.73
	CONTRACT SERVICES	54.73
740656		2,934.36
	RENT AND LEASES	2,934.36
740660		350.00
	EQUIPMENT RENTAL	350.00
2300		1,272,229.19
	COUNTY CLERK	1,272,229.19
710110		213,105.10
	SALARY/REGULAR	213,105.10
720100		16,049.94
	SOCIAL SECURITY	16,049.94
720110		47,147.33
	EMPLOYEE INSURANCE	47,147.33
720120		26,147.94
	RETIREMENT	26,147.94
720140		754.95
	STATE UNEMPLOYMENT TAX	754.95
730100		12,221.45
	OFFICE SUPPLIES	12,221.45
740504		468.00
	ONLINE SERVICES	468.00
740510		465.00
	PROFESSIONAL DEVELOPMENT	465.00
740512		136,700.55
	PROFESSIONAL SERVICES	136,700.55
740530		607.84
	MOBILE PHONE AND DATA	607.84
740540		1,081.10
	TRAVEL EXPENSE	1,081.10
740640		217.50
	CONTRACT SERVICES	217.50
740656		8,526.59
	RENT AND LEASES	8,526.59
750300		808,735.90
	CAPITAL OUTLAY-BUILDING	808,735.90
2407		643,676.46
	COUNTY RECORDS MANAGEMENT	643,676.46
6404		643,676.46
	WARRANTS	643,676.46
710110		428,729.77
	SALARY/REGULAR	428,729.77

710130	347.10
SALARY/OVERTIME	347.10
720100	32,228.53
SOCIAL SECURITY	32,228.53
720110	117,946.55
EMPLOYEE INSURANCE	117,946.55
720120	52,647.31
RETIREMENT	52,647.31
720140	1,583.82
STATE UNEMPLOYMENT TAX	1,583.82
730100	5,285.67
OFFICE SUPPLIES	5,285.67
740510	1,375.00
PROFESSIONAL DEVELOPMENT	1,375.00
740580	1,011.27
PRINTING	1,011.27
740660	2,521.44
EQUIPMENT RENTAL	2,521.44
208	1,500.44
DISTRICT CLERK RECORDS MGMT & PRESERVATION	61,002.44
2700	61,002.44
DISTRICT CLERK	61,002.44
730100	16,780.47
OFFICE SUPPLIES	16,780.47
730320	2,724.60
IT HARDWARE	2,724.60
740512	29,894.10
PROFESSIONAL SERVICES	29,894.10
740640	11,528.50
CONTRACT SERVICES	11,528.50
740970	74.77
FREIGHT AND HANDLING	74.77
209	13,735.04
DISTRICT CLERK RECORDS PRESERVATION	13,735.04
2700	13,735.04
DISTRICT CLERK	13,735.04
730100	12,862.58
OFFICE SUPPLIES	12,862.58
740512	36.00
PROFESSIONAL SERVICES	36.00
740970	836.46
FREIGHT AND HANDLING	836.46
210	13,132.27
COUNTY AND DISTRICT COURT TECHNOLOGY	13,132.27
8107	13,132.27
COURT TECHNOLOGY COUNTY/DISTRICT	13,132.27
730100	9,242.63
OFFICE SUPPLIES	9,242.63
730380	560.00
AUDIO/VISUAL SUPPLIES	560.00
740530	3,329.64
MOBILE PHONE AND DATA	3,329.64
242	36,248.14
COURT GUARDIANSHIP	36,248.14

8105		36,248.14
	COURT GUARDIANSHIP	36,248.14
740230		2.06
	LITIGATION EXPENSES	2.06
740270		8,390.08
	APPOINTED ATTORNEY	8,390.08
740310		27,856.00
	APPOINTED ATTORNEY-CIVIL	27,856.00
		81,852.07
	COURT REPORTER SERVICE	81,852.07
1213		173.72
	COURT REPORTER SERVICE	173.72
730100		173.72
	OFFICE SUPPLIES	173.72
8106		81,678.35
	COURT REPORTER	81,678.35
730100		21,599.00
	OFFICE SUPPLIES	21,599.00
740484		27,939.27
	COURT REPORTER TRANSCRIPT	27,939.27
740510		150.00
	PROFESSIONAL DEVELOPMENT	150.00
740512		31,847.48
	PROFESSIONAL SERVICES	31,847.48
740540		142.60
	TRAVEL EXPENSE	142.60
		340,115.45
	COURTHOUSE SECURITY- COUNTY/DISTRICT COURT	340,115.45
6101		340,115.45
	SHERIFF COURTHOUSE SECURITY	340,115.45
740640		340,115.45
	CONTRACT SERVICES	340,115.45
		23,094.76
	COURTHOUSE SECURITY- JP	23,094.76
8590		23,094.76
	JP JUSTICE COURT SECURITY	23,094.76
730100		4,015.67
	OFFICE SUPPLIES	4,015.67
750300		19,079.09
	CAPITAL OUTLAY-BUILDING	19,079.09
		83,587.02
	JUSTICE COURT TECHNOLOGY	83,587.02
1216		20,000.00
	JUSTICE COURT TECHNOLOGY	20,000.00
730330		20,000.00
	IT SOFTWARE	20,000.00
8591		63,587.02
	JP JUSTICE COURT TECHNOLOGY	63,587.02
730100		54,700.02
	OFFICE SUPPLIES	54,700.02
740510		600.00
	PROFESSIONAL DEVELOPMENT	600.00
740512		90.35
	PROFESSIONAL SERVICES	90.35

740530	3,627.14
MOBILE PHONE AND DATA	3,627.14
740540	385.00
TRAVEL EXPENSE	385.00
740640	1,258.15
CONTRACT SERVICES	1,258.15
740100	2,926.36
IT HARDWARE MAINTENANCE	2,926.36
249	309,572.03
JUVENILE CASE MANAGER	309,572.03
8592	309,572.03
JP JUVENILE CASE MANAGER	309,572.03
710110	208,360.85
SALARY/REGULAR	208,360.85
710130	864.29
SALARY/OVERTIME	864.29
720100	15,469.62
SOCIAL SECURITY	15,469.62
720110	58,485.20
EMPLOYEE INSURANCE	58,485.20
720120	25,672.07
RETIREMENT	25,672.07
720140	720.00
STATE UNEMPLOYMENT TAX	720.00
248	11,429.99
CC VITAL RECORDS PRESERVATION	11,429.99
2300	11,429.99
COUNTY CLERK	11,429.99
730100	3,979.67
OFFICE SUPPLIES	3,979.67
730170	6,251.00
BIRTH CERTIFICATES	6,251.00
740510	600.00
PROFESSIONAL DEVELOPMENT	600.00
740540	599.32
TRAVEL EXPENSE	599.32
249	1,014,953.51
CONTRACT ELECTION SERVICE	1,014,953.51
2502	283,560.03
CONTRACT ELECTION DIRECT PAID	283,560.03
710110	375.70
SALARY/REGULAR	375.70
710120	171,294.13
SALARY/OTHER	171,294.13
730100	12,773.71
OFFICE SUPPLIES	12,773.71
730140	598.35
JANITOR SUPPLIES	598.35
730250	25.93
SHOP SUPPLIES	25.93
730390	1,026.30
MEDICAL SUPPLIES	1,026.30
740140	12.65
VEHICLE MAINTENANCE	12.65

740512	79,257.00
PROFESSIONAL SERVICES	79,257.00
740540	3,486.54
TRAVEL EXPENSE	3,486.54
740656	3,680.00
RENT AND LEASES	3,680.00
740694	762.42
FOOD SERVICE	762.42
730101	10,267.30
FOOD SUPPLIES	10,267.30
2503	731,393.48
CONTRACT ELECTION MOCO PAYABLE	731,393.48
710110	347,345.58
SALARY/REGULAR	347,345.58
710130	141,134.44
SALARY/OVERTIME	141,134.44
720100	37,177.80
SOCIAL SECURITY	37,177.80
720110	42,899.23
EMPLOYEE INSURANCE	42,899.23
720120	33,423.99
RETIREMENT	33,423.99
720140	1,026.53
STATE UNEMPLOYMENT TAX	1,026.53
730100	71,973.23
OFFICE SUPPLIES	71,973.23
730210	4,559.42
DATA PROCESSING SUPPLIES	4,559.42
730250	-
SHOP SUPPLIES	-
730320	651.92
IT HARDWARE	651.92
740140	56.23
VEHICLE MAINTENANCE	56.23
740512	40,621.26
PROFESSIONAL SERVICES	40,621.26
740530	3,028.38
MOBILE PHONE AND DATA	3,028.38
740540	202.57
TRAVEL EXPENSE	202.57
740570	837.00
ADVERTISING	837.00
740580	99.00
PRINTING	99.00
740660	1,476.29
EQUIPMENT RENTAL	1,476.29
750400	4,707.75
CAPITAL OUTLAY-FURNITURE FIXTURES AND EQUIPMENT	4,707.75
730101	172.86
FOOD SUPPLIES	172.86
220	88,367,160.47
GRANTS	88,367,160.47
1220	626,611.88
GRANTS	626,611.88

770100	626,611.88
TRANSFERS OUT	626,611.88
2000	52,614,860.79
COUNTY JUDGE	52,614,860.79
710100	556,208.26
SALARY/OFFICIAL-DEPARTMENT HEAD	556,208.26
710110	30,129,453.67
SALARY/REGULAR	30,129,453.67
710130	110,173.28
SALARY/OVERTIME	110,173.28
710140	15,189.77
SALARY/CELL PHONE ALLOWANCE	15,189.77
720100	2,288,722.09
SOCIAL SECURITY	2,288,722.09
720110	5,560,834.34
EMPLOYEE INSURANCE	5,560,834.34
720120	3,768,141.27
RETIREMENT	3,768,141.27
720140	288.00
STATE UNEMPLOYMENT TAX	288.00
730100	11,206.47
OFFICE SUPPLIES	11,206.47
730140	32,957.74
JANITOR SUPPLIES	32,957.74
730220	19,856.78
REPLACEMENTS	19,856.78
730260	5,542.11
VEHICLE SUPPLIES	5,542.11
730320	1,790,664.20
IT HARDWARE	1,790,664.20
730330	51,694.27
IT SOFTWARE	51,694.27
730390	579,464.99
MEDICAL SUPPLIES	579,464.99
740512	3,081.57
PROFESSIONAL SERVICES	3,081.57
740540	628.39
TRAVEL EXPENSE	628.39
740560	7,000.00
TRANSPORTATION	7,000.00
740640	7,226,671.00
CONTRACT SERVICES	7,226,671.00
740656	18,208.00
RENT AND LEASES	18,208.00
740660	12,034.12
EQUIPMENT RENTAL	12,034.12
740694	646.30
FOOD SERVICE	646.30
740750	129.60
REMODEL	129.60
740970	20,771.46
FREIGHT AND HANDLING	20,771.46
750300	25,325.42
CAPITAL OUTLAY-BUILDING	25,325.42



750400		285,873.69
	CAPITAL OUTLAY-FURNITURE FIXTURES AND EQUIPMENT	285,873.69
750600		94,094.00
	CAPITAL OUTLAY-VEHICLES	94,094.00
2600		1,366,913.49
	INFORMATION TECHNOLOGY	1,366,913.49
730320		1,264,446.68
	IT HARDWARE	1,264,446.68
730330		102,466.81
	IT SOFTWARE	102,466.81
2800		15,652,863.84
	COUNTY ATTORNEY	15,652,863.84
710110		19,023.33
	SALARY/REGULAR	19,023.33
710140		29.08
	SALARY/CELL PHONE ALLOWANCE	29.08
720100		1,459.23
	SOCIAL SECURITY	1,459.23
720110		52,825.87
	EMPLOYEE INSURANCE	52,825.87
720120		-
	RETIREMENT	-
720140		-
	STATE UNEMPLOYMENT TAX	-
730100		-
	OFFICE SUPPLIES	-
730120		-
	BOOK SUPPLEMENTS	-
740220		-
	LEGAL/LITIGATION COSTS	-
740510		-
	PROFESSIONAL DEVELOPMENT	-
740512		15,468,594.36
	PROFESSIONAL SERVICES	15,468,594.36
740530		13,317.92
	MOBILE PHONE AND DATA	13,317.92
740540		-
	TRAVEL EXPENSE	-
750300		97,614.05
	CAPITAL OUTLAY-BUILDING	97,614.05
3200		30,166.28
	OTHER	30,166.28
740640		30,166.28
	CONTRACT SERVICES	30,166.28
3210		-
	NON-DEPARTMENTAL	-
740512		-
	PROFESSIONAL SERVICES	-
740620		-
	ELECTRICITY	-
4100		11,195.51
	ANIMAL SERVICES	11,195.51
730100		8,197.15
	OFFICE SUPPLIES	8,197.15

730390		2,998.36
MEDICAL SUPPLIES		2,998.36
4200		6,600.00
FORENSIC SERVICES		6,600.00
740510		100.00
PROFESSIONAL DEVELOPMENT		100.00
740640		6,500.00
CONTRACT SERVICES		6,500.00
4300		5,546,976.88
MCCD-COUNTY APPROPRIATIONS (CDBG)		5,546,976.88
710100		130,625.58
SALARY/OFFICIAL-DEPARTMENT HEAD		130,625.58
710110		248,719.34
SALARY/REGULAR		248,719.34
710140		941.57
SALARY/CELL PHONE ALLOWANCE		941.57
720100		27,968.95
SOCIAL SECURITY		27,968.95
720110		58,937.35
EMPLOYEE INSURANCE		58,937.35
720120		46,661.07
RETIREMENT		46,661.07
720140		720.00
STATE UNEMPLOYMENT TAX		720.00
730100		2,561.65
OFFICE SUPPLIES		2,561.65
730110		89.46
POSTAGE		89.46
740420		54.49
COURIER SERVICE		54.49
740510		1,207.10
PROFESSIONAL DEVELOPMENT		1,207.10
740512		3,127,095.99
PROFESSIONAL SERVICES		3,127,095.99
740530		(3.86)
MOBILE PHONE AND DATA		(3.86)
740540		7,740.67
TRAVEL EXPENSE		7,740.67
740570		9,222.42
ADVERTISING		9,222.42
740580		19.95
PRINTING		19.95
740640		1,493,405.89
CONTRACT SERVICES		1,493,405.89
740656		385,977.08
RENT AND LEASES		385,977.08
740660		2,555.96
EQUIPMENT RENTAL		2,555.96
740820		198.83
DEMOLITION		198.83
750800		1,650.00
MAJOR PROJECTS		1,650.00
740260		2.39
INTEREST ON CREDIT CARDS		2.39

740100	625.00
IT HARDWARE MAINTENANCE	625.00
4500	57,062.47
MEMORIAL LIBRARY	57,062.47
730220	57,062.47
REPLACEMENTS	57,062.47
4900	59,032.44
RECYCLE CENTERS	59,032.44
750800	59,032.44
MAJOR PROJECTS	59,032.44
5000	989,830.53
AIRPORT	989,830.53
750800	989,830.53
MAJOR PROJECTS	989,830.53
5100	627,698.40
DISTRICT ATTORNEY	627,698.40
710110	265,075.26
SALARY/REGULAR	265,075.26
710130	107,380.50
SALARY/OVERTIME	107,380.50
710150	22,475.00
SALARY/SPECIAL PAY	22,475.00
720100	29,282.72
SOCIAL SECURITY	29,282.72
720110	40,265.59
EMPLOYEE INSURANCE	40,265.59
720120	46,938.90
RETIREMENT	46,938.90
720130	4,852.02
WORKERS COMPENSATION	4,852.02
720140	720.00
STATE UNEMPLOYMENT TAX	720.00
730100	9,463.05
OFFICE SUPPLIES	9,463.05
740120	1,620.00
MEDICAL SERVICES	1,620.00
740510	735.00
PROFESSIONAL DEVELOPMENT	735.00
740512	56,146.34
PROFESSIONAL SERVICES	56,146.34
740530	82.25
MOBILE PHONE AND DATA	82.25
740540	444.77
TRAVEL EXPENSE	444.77
740640	42,217.00
CONTRACT SERVICES	42,217.00
5200	6,267,481.11
OFFICE OF HOMELAND SECURITY & EMERGENCY MANAGEMENT	6,267,481.11
710110	127,012.05
SALARY/REGULAR	127,012.05
720100	9,348.62
SOCIAL SECURITY	9,348.62
720110	34,591.72
EMPLOYEE INSURANCE	34,591.72

720120	15,584.44
RETIREMENT	15,584.44
720130	428.12
WORKERS COMPENSATION	428.12
720140	290.20
STATE UNEMPLOYMENT TAX	290.20
730100	171,965.52
OFFICE SUPPLIES	171,965.52
730140	79,250.17
JANITOR SUPPLIES	79,250.17
730220	9,714.50
REPLACEMENTS	9,714.50
730240	266.41
FUEL	266.41
730250	1,974.10
SHOP SUPPLIES	1,974.10
730260	2,358.25
VEHICLE SUPPLIES	2,358.25
730270	31,900.00
LAW ENFORCEMENT SPECIFIC SUPPLIES	31,900.00
730300	700.36
COMMUNITY AWARENESS SUPPLIES	700.36
730320	7,072.90
IT HARDWARE	7,072.90
730330	13,273.12
IT SOFTWARE	13,273.12
730390	835,188.88
MEDICAL SUPPLIES	835,188.88
740120	12,000.00
MEDICAL SERVICES	12,000.00
740510	1,378.76
PROFESSIONAL DEVELOPMENT	1,378.76
740512	387,810.87
PROFESSIONAL SERVICES	387,810.87
740530	7,682.10
MOBILE PHONE AND DATA	7,682.10
740540	21,435.66
TRAVEL EXPENSE	21,435.66
740640	245,408.17
CONTRACT SERVICES	245,408.17
740656	155,830.00
RENT AND LEASES	155,830.00
740660	7,602.74
EQUIPMENT RENTAL	7,602.74
740694	7,237.68
FOOD SERVICE	7,237.68
740750	487.50
REMODEL	487.50
740820	90,812.95
DEMOLITION	90,812.95
740970	2,639.72
FREIGHT AND HANDLING	2,639.72
750300	2,085,803.28
CAPITAL OUTLAY-BUILDING	2,085,803.28

750400		1,820,459.00
CAPITAL OUTLAY-FURNITURE FIXTURES AND EQUIPMENT		1,820,459.00
750600		78,133.32
CAPITAL OUTLAY-VEHICLES		78,133.32
750100		1,840.00
CAPITAL OUTLAY-CAPITAL IMPROVEMENT PLAN		1,840.00
5400		1,960,461.91
JUVENILE PROBATION-ADMINISTRATIVE		1,960,461.91
710110		822,714.87
SALARY/REGULAR		822,714.87
710140		496.21
SALARY/CELL PHONE ALLOWANCE		496.21
720100		61,208.54
SOCIAL SECURITY		61,208.54
720110		190,806.78
EMPLOYEE INSURANCE		190,806.78
720120		101,006.63
RETIREMENT		101,006.63
720140		2,457.00
STATE UNEMPLOYMENT TAX		2,457.00
730100		46,241.95
OFFICE SUPPLIES		46,241.95
730120		48.93
BOOK SUPPLEMENTS		48.93
730240		1,224.95
FUEL		1,224.95
730260		25.28
VEHICLE SUPPLIES		25.28
730320		9,070.07
IT HARDWARE		9,070.07
730390		8,069.02
MEDICAL SUPPLIES		8,069.02
740120		20.85
MEDICAL SERVICES		20.85
740140		27.25
VEHICLE MAINTENANCE		27.25
740210		7,575.00
PSYCHOLOGICAL/PSYCHIATRIC SERVICE		7,575.00
740400		4,750.00
AUDIT		4,750.00
740420		13.34
COURIER SERVICE		13.34
740510		8,397.00
PROFESSIONAL DEVELOPMENT		8,397.00
740512		66,481.24
PROFESSIONAL SERVICES		66,481.24
740516		30,653.70
PROFESSIONAL SERVICES-URINALYSIS		30,653.70
740518		19,326.00
PROFESSIONAL SERVICES-POLYGRAPH		19,326.00
740530		10,689.20
MOBILE PHONE AND DATA		10,689.20
740540		9,692.07
TRAVEL EXPENSE		9,692.07

740580	1,399.55
PRINTING	1,399.55
740790	28,222.62
ELECTRONIC MONITORING	28,222.62
740800	86,242.43
PURCHASED RESIDENTIAL SERVICE-INTERNAL CONT	86,242.43
740810	443,600.93
PURCHASED RESIDENTIAL SERVICE-EXTERNAL CONT	443,600.93
740250	0.50
PENALTY/LATE CHARGE	0.50
5401	1,037,314.18
JUVENILE PROBATION-DETENTION	1,037,314.18
710110	298,221.11
SALARY/REGULAR	298,221.11
710130	10,373.44
SALARY/OVERTIME	10,373.44
720100	23,221.27
SOCIAL SECURITY	23,221.27
720110	79,869.11
EMPLOYEE INSURANCE	79,869.11
720120	37,864.34
RETIREMENT	37,864.34
720140	983.66
STATE UNEMPLOYMENT TAX	983.66
730100	21,492.09
OFFICE SUPPLIES	21,492.09
730310	815.00
UNIFORMS	815.00
730390	266.58
MEDICAL SUPPLIES	266.58
740210	7,157.50
PSYCHOLOGICAL/PSYCHIATRIC SERVICE	7,157.50
740512	531,610.63
PROFESSIONAL SERVICES	531,610.63
740694	8,511.36
FOOD SERVICE	8,511.36
740810	16,928.09
PURCHASED RESIDENTIAL SERVICE-EXTERNAL CONT	16,928.09
6000	172,997.46
SHERIFF	172,997.46
710130	1,344.58
SALARY/OVERTIME	1,344.58
720100	96.10
SOCIAL SECURITY	96.10
720120	164.98
RETIREMENT	164.98
730140	9,396.16
JANITOR SUPPLIES	9,396.16
730390	118,397.05
MEDICAL SUPPLIES	118,397.05
750400	43,598.59
CAPITAL OUTLAY-FURNITURE FIXTURES AND EQUIPMENT	43,598.59
6200	51,339.87
SHERIFF CID	51,339.87

710110	
SALARY/REGULAR	33,228.72
720100	33,228.72
SOCIAL SECURITY	2,529.93
720110	2,529.93
EMPLOYEE INSURANCE	7,626.22
720120	7,626.22
RETIREMENT	4,077.15
720130	4,077.15
WORKERS COMPENSATION	108.72
720140	108.72
STATE UNEMPLOYMENT TAX	107.21
730100	107.21
OFFICE SUPPLIES	3,661.92
6202	3,661.92
SHERIFF ORGANIZED CRIME	94,296.48
710130	94,296.48
SALARY/OVERTIME	56,351.81
720100	56,351.81
SOCIAL SECURITY	4,228.22
720110	4,228.22
EMPLOYEE INSURANCE	-
720120	-
RETIREMENT	6,978.19
720130	6,978.19
WORKERS COMPENSATION	-
730100	-
OFFICE SUPPLIES	10,682.17
730270	10,682.17
LAW ENFORCEMENT SPECIFIC SUPPLIES	145.98
740540	145.98
TRAVEL EXPENSE	1,660.82
740660	1,660.82
EQUIPMENT RENTAL	14,249.29
6300	14,249.29
SHERIFF PATROL	68,651.84
710130	68,651.84
SALARY/OVERTIME	56,204.14
720100	56,204.14
SOCIAL SECURITY	4,237.76
720120	4,237.76
RETIREMENT	6,896.27
720130	6,896.27
WORKERS COMPENSATION	1,313.67
6302	1,313.67
SHERIFF PATROL WEST	665,407.38
710110	665,407.38
SALARY/REGULAR	295,527.65
720100	295,527.65
SOCIAL SECURITY	22,290.92
720110	22,290.92
EMPLOYEE INSURANCE	47,147.33
720120	47,147.33
RETIREMENT	36,261.13
	36,261.13

720130	5,524.60
WORKERS COMPENSATION	5,524.60
720140	441.00
STATE UNEMPLOYMENT TAX	441.00
730100	1,535.62
OFFICE SUPPLIES	1,535.62
730240	1,291.42
FUEL	1,291.42
730330	8,793.84
IT SOFTWARE	8,793.84
740140	16,374.33
VEHICLE MAINTENANCE	16,374.33
740530	4,816.58
MOBILE PHONE AND DATA	4,816.58
740540	2,156.94
TRAVEL EXPENSE	2,156.94
740580	52.46
PRINTING	52.46
740620	3,692.78
ELECTRICITY	3,692.78
740640	217,430.78
CONTRACT SERVICES	217,430.78
740660	2,070.00
EQUIPMENT RENTAL	2,070.00
7100	16,403.59
CONSTABLE PRECINCT 1	16,403.59
710130	8,155.15
SALARY/OVERTIME	8,155.15
720100	602.24
SOCIAL SECURITY	602.24
720120	1,000.61
RETIREMENT	1,000.61
720130	198.89
WORKERS COMPENSATION	198.89
730100	6,446.70
OFFICE SUPPLIES	6,446.70
7300	809.22
CONSTABLE PRECINCT 3	809.22
730100	221.95
OFFICE SUPPLIES	221.95
730280	587.27
CANINE EXPENSES	587.27
7400	7,267.88
CONSTABLE PRECINCT 4	7,267.88
710130	4,677.60
SALARY/OVERTIME	4,677.60
720100	350.17
SOCIAL SECURITY	350.17
720120	573.95
RETIREMENT	573.95
720130	96.16
WORKERS COMPENSATION	96.16
730100	1,570.00
OFFICE SUPPLIES	1,570.00



7500	62,519.22
CONSTABLE PRECINCT 5	62,519.22
710130	9,256.99
SALARY/OVERTIME	9,256.99
720100	694.00
SOCIAL SECURITY	694.00
720120	1,135.81
RETIREMENT	1,135.81
720130	222.41
WORKERS COMPENSATION	222.41
730100	28,513.92
OFFICE SUPPLIES	28,513.92
730270	14,896.09
LAW ENFORCEMENT SPECIFIC SUPPLIES	14,896.09
740510	7,800.00
PROFESSIONAL DEVELOPMENT	7,800.00
8340	154,343.67
359TH DISTRICT COURT	154,343.67
710110	57,539.71
SALARY/REGULAR	57,539.71
720100	4,011.64
SOCIAL SECURITY	4,011.64
720110	11,787.47
EMPLOYEE INSURANCE	11,787.47
720120	7,060.20
RETIREMENT	7,060.20
720140	144.00
STATE UNEMPLOYMENT TAX	144.00
730100	656.20
OFFICE SUPPLIES	656.20
740510	1,420.00
PROFESSIONAL DEVELOPMENT	1,420.00
740512	69,635.25
PROFESSIONAL SERVICES	69,635.25
740540	2,089.20
TRAVEL EXPENSE	2,089.20
9300	79,604.00
COMMISSIONER PRECINCT 3	79,604.00
730100	72,239.00
OFFICE SUPPLIES	72,239.00
730330	7,365.00
IT SOFTWARE	7,365.00
9400	138,450.15
COMMISSIONER PRECINCT 4	138,450.15
730100	4,947.75
OFFICE SUPPLIES	4,947.75
740570	306.00
ADVERTISING	306.00
750800	133,196.40
MAJOR PROJECTS	133,196.40
2250	409,927.56
HAVA	409,927.56
2500	409,927.56
ELECTIONS ADMINISTRATOR	409,927.56

710100	
SALARY/OFFICIAL-DEPARTMENT HEAD	
710110	172,841.49
SALARY/REGULAR	172,841.49
710130	43,186.19
SALARY/OVERTIME	43,186.19
720100	16,351.83
SOCIAL SECURITY	16,351.83
720120	9,650.21
RETIREMENT	9,650.21
730100	16,609.08
OFFICE SUPPLIES	16,609.08
730140	3,782.08
JANITOR SUPPLIES	3,782.08
730210	11,219.43
DATA PROCESSING SUPPLIES	11,219.43
730220	8,713.50
REPLACEMENTS	8,713.50
730250	1,639.53
SHOP SUPPLIES	1,639.53
730320	40,335.82
IT HARDWARE	40,335.82
730390	2,194.01
MEDICAL SUPPLIES	2,194.01
740512	51,537.29
PROFESSIONAL SERVICES	51,537.29
740580	27,682.50
PRINTING	27,682.50
740656	4,184.60
RENT AND LEASES	4,184.60
300	36,945,029.44
DEBT SERVICE	36,945,029.44
3290	36,945,029.44
DEBT SERVICE	36,945,029.44
780100	12,970,000.00
PRINCIPAL RETIREMENT	12,970,000.00
780200	23,975,029.44
INTEREST AND FISCAL CHARGES	23,975,029.44
303	210,644.21
GL CONVERSION	210,644.21
3333	210,644.21
GL CONVERSION	210,644.21
730100	
OFFICE SUPPLIES	
770100	210,644.21
TRANSFERS OUT	210,644.21
3210	(46,092,027.90)
GASB 34 CONVERSION	(46,092,027.90)
3210	(46,092,027.90)
NON-DEPARTMENTAL	
750200	
CAPITAL OUTLAY-LAND	
5000	
AIRPORT	

750800	
MAJOR PROJECTS	
6000	
SHERIFF	
750800	
MAJOR PROJECTS	
9100	
COMMISSIONER PRECINCT 1	
750800	
MAJOR PROJECTS	
9200	
COMMISSIONER PRECINCT 2	
750800	
MAJOR PROJECTS	
9300	
COMMISSIONER PRECINCT 3	
750800	
MAJOR PROJECTS	
9400	
COMMISSIONER PRECINCT 4	
750800	
MAJOR PROJECTS	
1340	
GASB 34 CONVERSION	(46,092,027.90)
750200	(46,092,027.90)
CAPITAL OUTLAY-LAND	(10,000.00)
750400	(10,000.00)
CAPITAL OUTLAY-FURNITURE FIXTURES AND EQUIPMENT	(2,729,926.32)
750500	(2,729,926.32)
CAPITAL OUTLAY-INTANGIBLES	(1,784,386.29)
750600	(1,784,386.29)
CAPITAL OUTLAY-VEHICLES	(2,706,430.93)
750700	(2,706,430.93)
CAPITAL OUTLAY-BOOKS	(129,110.62)
750800	(129,110.62)
MAJOR PROJECTS	(26,283,672.05)
780100	(26,283,672.05)
PRINCIPAL RETIREMENT	(12,970,000.00)
780200	(12,970,000.00)
INTEREST AND FISCAL CHARGES	536,318.31
750100	536,318.31
CAPITAL OUTLAY-CAPITAL IMPROVEMENT PLAN	(14,820.00)
1400	(14,820.00)
LOCAL CAPITAL PROJECTS	13,247,290.03
1400	13,247,290.03
LOCAL CAPITAL PROJECTS	13,247,290.03
730320	13,247,290.03
IT HARDWARE	464.70
730330	464.70
IT SOFTWARE	22,730.00
740110	22,730.00
IT SOFTWARE MAINTENANCE	635,917.38
740512	635,917.38
PROFESSIONAL SERVICES	686,249.56
	686,249.56

750200	1,299,773.38
CAPITAL OUTLAY-LAND	1,299,773.38
750300	51,040.86
CAPITAL OUTLAY-BUILDING	51,040.86
750400	2,898,212.53
CAPITAL OUTLAY-FURNITURE FIXTURES AND EQUIPMENT	2,898,212.53
750500	1,600,087.09
CAPITAL OUTLAY-INTANGIBLES	1,600,087.09
750800	6,052,814.53
MAJOR PROJECTS	6,052,814.53
<del>401</del>	<del>49,500.00</del>
C/P REVENUE TOLL BONDS 10	49,500.00
9200	49,500.00
COMMISSIONER PRECINCT 2	49,500.00
750800	49,500.00
MAJOR PROJECTS	49,500.00
<del>402</del>	<del>833,044.10</del>
C/P CERTIFICATES OF OBLIGATION 2012	833,044.10
1402	833,044.10
C/P CERTIFICATES OF OBLIGATION 2012	833,044.10
740512	498,509.01
PROFESSIONAL SERVICES	498,509.01
750400	80,000.00
CAPITAL OUTLAY-FURNITURE FIXTURES AND EQUIPMENT	80,000.00
750800	254,535.09
MAJOR PROJECTS	254,535.09
<del>403</del>	<del>3,069,188.41</del>
C/P ROAD BONDS 2016	3,069,188.41
1903	3,069,188.41
CAPITAL ROAD PROJECTS	3,069,188.41
730190	74,552.45
ROAD MATERIALS	74,552.45
730200	21,377.50
CRUSHED CONCRETE/REJECT	21,377.50
740512	108,428.12
PROFESSIONAL SERVICES	108,428.12
740650	8,200.00
SIGN AND SIGNAL MAINTENANCE	8,200.00
740970	30.98
FREIGHT AND HANDLING	30.98
750200	4,800.00
CAPITAL OUTLAY-LAND	4,800.00
750800	2,851,799.36
MAJOR PROJECTS	2,851,799.36
<del>404</del>	<del>10,436,703.24</del>
C/P ROAD BONDS 2016A	10,436,703.24
1903	10,436,703.24
CAPITAL ROAD PROJECTS	10,436,703.24
740512	48,838.46
PROFESSIONAL SERVICES	48,838.46
740640	2,530.00
CONTRACT SERVICES	2,530.00
740650	2,530.00
SIGN AND SIGNAL MAINTENANCE	2,530.00

740920	
APPRAISALS	-
750200	-
CAPITAL OUTLAY-LAND	-
750800	10,385,334.78
MAJOR PROJECTS	10,385,334.78
406	9,881,683.90
C/P ROAD BONDS 2018	9,881,683.90
1903	9,881,683.90
CAPITAL ROAD PROJECTS	9,881,683.90
740512	2,182.87
PROFESSIONAL SERVICES	2,182.87
750200	685,000.75
CAPITAL OUTLAY-LAND	685,000.75
750800	9,194,500.28
MAJOR PROJECTS	9,194,500.28
407	15,972,782.70
C/P ROAD BONDS 2018B	15,972,782.70
1903	15,972,782.70
CAPITAL ROAD PROJECTS	15,972,782.70
740650	14,270.00
SIGN AND SIGNAL MAINTENANCE	14,270.00
750200	-
CAPITAL OUTLAY-LAND	-
750800	15,958,512.70
MAJOR PROJECTS	15,958,512.70
408	377,421.24
C/P SHERIFF'S PROJECTS	377,421.24
1408	377,421.24
SHERIFF PROJECTS	377,421.24
750800	377,421.24
MAJOR PROJECTS	377,421.24
500	46,949,681.49
SELF INSURANCE	46,949,681.49
1500	-
SELF INSURANCE	-
750400	-
CAPITAL OUTLAY-FURNITURE FIXTURES AND EQUIPMENT	-
2200	843,261.30
RISK MANAGEMENT	843,261.30
740120	843,261.30
MEDICAL SERVICES	843,261.30
2201	46,106,420.19
SELF INSURANCE	46,106,420.19
730100	1,172.98
OFFICE SUPPLIES	1,172.98
740120	32,146,551.45
MEDICAL SERVICES	32,146,551.45
740130	-
PHYSICIAN SERVICES	-
740190	8,471,101.58
RX CLAIMS	8,471,101.58
740512	5,000.00
PROFESSIONAL SERVICES	5,000.00

740620	ELECTRICITY	803.41
740640	CONTRACT SERVICES	21,676.32
740660	EQUIPMENT RENTAL	1,909.08
740700	INSURANCE/BOND PREMIUMS	1,207,862.72
740710	ADMINISTRATIVE CHARGES	742,246.97
740740	BANK SERVICE CHARGES	15,425.10
740910	PCORI FEE	13,149.44
740940	INSURANCE PREMIUMS	840,810.59
740960	PRE-CERTIFICATION/ UTILIZATION REVIEW FEES	134,610.60
740962	EMPLOYEE ASSISTANCE PROGRAM FEES	61,829.57
740964	PREFERRED PROVIDER ORGANIZATION FEES	359,181.15
740968	STOP LOSS PREMIUMS	2,073,879.54
750400	CAPITAL OUTLAY-FURNITURE FIXTURES AND EQUIPMENT	8,235.69
760100	LOSS ON DISPOSAL	974.00
2203		974.00
WORKERS COMPENSATION		-
740512	PROFESSIONAL SERVICES	-
740700	INSURANCE/BOND PREMIUMS	-
740710	ADMINISTRATIVE CHARGES	-
740940	INSURANCE PREMIUMS	-
740950	BONDS-NOTARIES	-
760600	SETTLEMENT COSTS	-
501		588,294.02
WORKERS' COMPENSATION		588,294.02
2203		588,294.02
WORKERS COMPENSATION		-
720130	WORKERS COMPENSATION	-
740120	MEDICAL SERVICES	321,696.94
740700	INSURANCE/BOND PREMIUMS	266,597.08
802		6,464,961.64
PROPERTY/CASUALTY		6,464,961.64

2202		6,755,446.04
PROPERTY/CASUALTY		6,755,446.04
740220		3,434,000.00
LEGAL/LITIGATION COSTS		3,434,000.00
740512		338,822.05
PROFESSIONAL SERVICES		338,822.05
740700		73,239.00
INSURANCE/BOND PREMIUMS		73,239.00
740710		780,537.41
ADMINISTRATIVE CHARGES		780,537.41
740930		29,984.92
DAMAGE REPAIRS		29,984.92
740940		1,710,107.70
INSURANCE PREMIUMS		1,710,107.70
740950		4,573.00
BONDS-NOTARIES		4,573.00
740952		12,340.14
BONDS-SURETY		12,340.14
750600		111,596.82
CAPITAL OUTLAY-VEHICLES		111,596.82
760600		260,245.00
SETTLEMENT COSTS		260,245.00
2203		291,896.47
WORKERS COMPENSATION		291,896.47
740920		961.00
APPRAISALS		961.00
740930		271,562.83
DAMAGE REPAIRS		271,562.83
740952		19,372.64
BONDS-SURETY		19,372.64
1502		(582,380.87)
PROPERTY/CASUALTY		(582,380.87)
740940		(582,380.87)
INSURANCE PREMIUMS		(582,380.87)
1903		(6,967.40)
DEFAULT ZONE FUND		(6,967.40)
1903		(6,967.40)
CAPITAL ROAD PROJECTS		(6,967.40)
730200		-
CRUSHED CONCRETE/REJECT		-
740512		331.58
PROFESSIONAL SERVICES		331.58
740640		-
CONTRACT SERVICES		-
740650		19,240.00
SIGN AND SIGNAL MAINTENANCE		19,240.00
740920		-
APPRAISALS		-
740970		-
FREIGHT AND HANDLING		-
750200		-
CAPITAL OUTLAY-LAND		-
750800		(26,538.98)
MAJOR PROJECTS		(26,538.98)

(blank)	
(blank)	
(blank)	
(blank)	
(blank)	
(blank)	
500	31,879.06
CUSTODIAL ACCOUNTS	31,879.06
1600	31,879.06
CUSTODIAL ACCOUNTS	31,879.06
770100	31,879.06
TRANSFERS OUT	31,879.06



# MONTGOMERY COUNTY, TEXAS

## REPORT OF REVENUES

For Fiscal Year Ended September 30, 2021

AS OF January 15, 2021

	Sum of NetTransactionAmount
100	(18,913,102.55)
GENERAL OPERATIONS	(18,913,102.55)
1100	(16,677,262.25)
GENERAL FUND	(16,677,262.25)
400100	(13,111,081.68)
CURRENT TAXES	(13,111,081.68)
400110	(378,059.96)
DELINQUENT TAXES	(378,059.96)
400120	(173,101.49)
PENALTY AND INTEREST	(173,101.49)
400140	(212,528.71)
OTHER TAXES	(212,528.71)
410100	(35,417.50)
TABC LICENSES	(35,417.50)
410102	(158,160.00)
HEALTH PERMITS	(158,160.00)
430104	(2,968.01)
COUNTY JUDGE FEES	(2,968.01)
430106	(23,376.30)
SHERIFF FEES	(23,376.30)
430108	(1,504.49)
COUNTY ATTORNEY FEES	(1,504.49)
430110	(917,768.22)
COUNTY CLERK FEES	(917,768.22)
430118	(396,690.99)
TPW SALES TAX COMMISSION	(396,690.99)
430132	(259,251.06)
DISTRICT CLERK FEES	(259,251.06)
430134	(664,691.14)
JUSTICE OF THE PEACE FEES	(664,691.14)
430136	-
TRUANCY PREVENTION AND DIVERSION CCP 102.015	-
430138	-
CONSTABLE FEES	-
430140	(23.00)
VOTER REGISTRATION FEES	(23.00)
430142	(2,646.91)
CRIMINAL JUSTICE FEES	(2,646.91)
430144	(80.00)
CHILD SAFETY	(80.00)
430148	(1,500.00)
BAIL BOND ADMINISTRATION FEES	(1,500.00)
430150	(9,147.64)
TRAFFIC SAFETY FEES	(9,147.64)
430152	(4,762.47)
FAILURE TO APPEAR FEES	(4,762.47)
430158	(1,195.00)
JUDICIAL EDUCATION	(1,195.00)

430164		(5,456.20)
HB530 DRUG COURT FEE-UNRESTRICTED		(5,456.20)
430166		(7,147.32)
CCP102.0178 DRUG COURT FEE-RESTRICTED		(7,147.32)
430170		(3,242.42)
HAZARDOUS WASTE MANAGEMENT FEE		(3,242.42)
430174		(125,000.01)
DETENTION ADMINISTRATION SERVICES		(125,000.01)
430176		(924.00)
PROBATION FEES		(924.00)
430178		-
COMMUNITY RESTITUTION FEES		-
430212		(11,106.63)
JURY FEES		(11,106.63)
430216		(10,401.50)
INMATE TELEPHONE FEE		(10,401.50)
440100		(135,938.24)
INTEREST-BANK		(135,938.24)
440120		187,894.79
INVESTMENT EARNINGS		187,894.79
450100		(239.63)
COMMISSIONS		(239.63)
450318		(1,278.00)
RENTS/LEASES		(1,278.00)
450320		(77,623.32)
MISCELLANEOUS		(77,623.32)
450328		(31,796.18)
SALE OF ASSETS		(31,796.18)
410116		(250.00)
RECYCLE CENTER PERMITS		(250.00)
440110		(100,799.02)
FAIR MARKET VALUE		(100,799.02)
2100		-
HUMAN RESOURCES		-
450200		-
CONTRACT SERVICE REVENUE		-
2200		(29,955.06)
RISK MANAGEMENT		(29,955.06)
450200		-
CONTRACT SERVICE REVENUE		-
450328		(29,955.06)
SALE OF ASSETS		(29,955.06)
2302		-
COURT COLLECTIONS		-
450200		-
CONTRACT SERVICE REVENUE		-
3000		64.75
BUILDING CUSTODIAL SERVICES		64.75
410110		19.75
AUTO REGISTRATION		19.75
430180		45.00
VEHICLE TOWING PROGRAM FEES		45.00
3200		(1,000.00)
OTHER		(1,000.00)

430120	(1,000.00)
APPLICATION FEES	(1,000.00)
3220	(30,123.57)
ALTERNATE DISPUTE RESOLUTION	(30,123.57)
430110	(4,343.57)
COUNTY CLERK FEES	(4,343.57)
430132	(19,440.00)
DISTRICT CLERK FEES	(19,440.00)
430134	(6,340.00)
JUSTICE OF THE PEACE FEES	(6,340.00)
3250	669.19
CHILD WELFARE	669.19
420200	669.19
STATE GRANT REVENUE	669.19
3700	(366,059.29)
TAX ASSESSOR/COLLECTOR	(366,059.29)
430118	(17,959.84)
TPW SALES TAX COMMISSION	(17,959.84)
430122	(345,691.75)
SUPPLEMENTAL MVD FEES	(345,691.75)
430126	(2,657.70)
TPW TITLE FEE	(2,657.70)
430128	250.00
VTR LICENSE APP FEE-OWNER	250.00
3701	-
TAC SPECIAL INVENTORY TAX	-
440100	-
INTEREST-BANK	-
3703	(950.00)
TAC VTR	(950.00)
430128	(850.00)
VTR LICENSE APP FEE-OWNER	(850.00)
430130	(100.00)
VTR LICENSE APP FEE-RUNNER	(100.00)
4001	(139,000.00)
PERMITS	(139,000.00)
410106	(139,000.00)
FOOD SERVICE PERMITS	(139,000.00)
4100	(125,293.37)
ANIMAL SERVICES	(125,293.37)
410104	(1,180.00)
ANIMAL CONTROL TRANSPORT	(1,180.00)
430190	(27,385.00)
ADOPTION FEES	(27,385.00)
430192	(25,465.00)
ANIMAL SHELTER FEES	(25,465.00)
430194	(31,304.00)
CLINIC SERVICES	(31,304.00)
430196	(3,790.00)
IMPOUND FEES	(3,790.00)
450300	(36,169.37)
CONTRIBUTIONS	(36,169.37)
4200	(44,284.10)
FORENSIC SERVICES	(44,284.10)

430200		(44,154.00)
INQUESTS AND AUTOPSIES		(44,154.00)
430210		(130.10)
FORENSIC ADMINISTRATION FEE		(130.10)
4400		(211,490.40)
CONVENTION CENTER		(211,490.40)
420304		(124,519.54)
OTHER ALLOCATIONS		(124,519.54)
430162		2,000.00
PARK FEES		2,000.00
430226		4,495.91
RENTAL/USER FEES		4,495.91
450318		(93,466.77)
RENTS/LEASES		(93,466.77)
4500		(31,269.15)
MEMORIAL LIBRARY		(31,269.15)
430224		(113.50)
BOOK FINES		(113.50)
450300		(31,155.65)
CONTRIBUTIONS		(31,155.65)
5000		(141,385.67)
AIRPORT		(141,385.67)
430226		(109,785.36)
RENTAL/USER FEES		(109,785.36)
430230		(31,600.31)
FUEL FLOW FEES		(31,600.31)
5050		(21,849.25)
CUSTOMS		(21,849.25)
430226		(21,849.25)
RENTAL/USER FEES		(21,849.25)
450200		-
CONTRACT SERVICE REVENUE		-
5100		(5,488.00)
DISTRICT ATTORNEY		(5,488.00)
450200		-
CONTRACT SERVICE REVENUE		-
460130		(5,488.00)
FORFEITURES-BONDS		(5,488.00)
5200		(1,045.25)
OFFICE OF HOMELAND SECURITY & EMERGENCY MANAGEMENT		(1,045.25)
450328		(1,045.25)
SALE OF ASSETS		(1,045.25)
FIRE MARSHAL- INSPECTIONS		(335,390.50)
430184		(66,540.50)
FIRE INSPECTION FEE-EXISTING		(66,540.50)
430186		(243,850.00)
FIRE INSPECTION FEE-NEW CONSTRUCTION		(243,850.00)
450200		(25,000.00)
CONTRACT SERVICE REVENUE		(25,000.00)
5400		(1,726.00)
JUVENILE PROBATION-ADMINISTRATIVE		(1,726.00)
430174		(1,726.00)
DETENTION ADMINISTRATION SERVICES		(1,726.00)
5600		(23,559.69)

COMMISSIONS	(23,559.69)
450100	(23,559.69)
COMMISSIONS	(23,559.69)
6000	(208,825.65)
SHERIFF	(208,825.65)
420206	(670.65)
STATE CONTRACT REIMBURSEMENT	(670.65)
430180	(208,115.00)
VEHICLE TOWING PROGRAM FEES	(208,115.00)
450200	(40.00)
CONTRACT SERVICE REVENUE	(40.00)
6100	(7,915.10)
SHERIFF HOMELAND SECURITY	(7,915.10)
450200	(7,915.10)
CONTRACT SERVICE REVENUE	(7,915.10)
6402	(655.00)
SHERIFF CRIME LAB	(655.00)
430182	(655.00)
FINGERPRINT FEES	(655.00)
6407	(2,380.00)
SHERIFF ACADEMY	(2,380.00)
430172	(2,380.00)
ACADEMY REVENUE	(2,380.00)
6504	(136,155.00)
SHERIFF ALARMS	(136,155.00)
410108	(136,155.00)
ALARM PERMITS	(136,155.00)
6601	(1,927.00)
SHERIFF JAIL	(1,927.00)
420108	(1,927.00)
FEDERAL INMATE HOUSING	(1,927.00)
7100	(17,619.22)
CONSTABLE PRECINCT 1	(17,619.22)
430138	(14,239.84)
CONSTABLE FEES	(14,239.84)
430180	90.00
VEHICLE TOWING PROGRAM FEES	90.00
420106	(3,469.38)
FEDERAL CONTRACT REIMBURSEMENT	(3,469.38)
7200	(17,263.00)
CONSTABLE PRECINCT 2	(17,263.00)
430138	(17,263.00)
CONSTABLE FEES	(17,263.00)
7300	(20,012.86)
CONSTABLE PRECINCT 3	(20,012.86)
430138	(18,106.00)
CONSTABLE FEES	(18,106.00)
450100	(1,906.86)
COMMISSIONS	(1,906.86)
7400	(11,490.00)
CONSTABLE PRECINCT 4	(11,490.00)
430138	(9,325.00)
CONSTABLE FEES	(9,325.00)
450100	(365.00)

COMMISSIONS	(365.00)
450300	(1,800.00)
CONTRIBUTIONS	(1,800.00)
7500	(12,166.80)
CONSTABLE PRECINCT 5	(12,166.80)
430138	(12,166.80)
CONSTABLE FEES	(12,166.80)
8100	(23,804.22)
COURT OPERATIONS	(23,804.22)
450324	(23,404.22)
REIMBURSEMENT POST-JUDGEMENT	(23,404.22)
450322	(400.00)
REIMBURSEMENT PRE-JUDGEMENT	(400.00)
8210	(21,000.00)
COUNTY COURT AT LAW 1	(21,000.00)
420204	(21,000.00)
STATE ALLOCATIONS	(21,000.00)
8220	(21,000.00)
COUNTY COURT AT LAW 2	(21,000.00)
420204	(21,000.00)
STATE ALLOCATIONS	(21,000.00)
8230	(21,000.00)
COUNTY COURT AT LAW 3	(21,000.00)
420204	(21,000.00)
STATE ALLOCATIONS	(21,000.00)
8240	(21,000.00)
COUNTY COURT AT LAW 4	(21,000.00)
420204	(21,000.00)
STATE ALLOCATIONS	(21,000.00)
8250	(21,000.00)
COUNTY COURT AT LAW 5	(21,000.00)
420204	(21,000.00)
STATE ALLOCATIONS	(21,000.00)
8320	671.00
221ST DISTRICT COURT	671.00
450200	15.00
CONTRACT SERVICE REVENUE	15.00
450320	656.00
MISCELLANEOUS	656.00
8340	21.40
359TH DISTRICT COURT	21.40
400120	21.40
PENALTY AND INTEREST	21.40
450200	-
CONTRACT SERVICE REVENUE	-
8350	(3,935.00)
410th DISTRICT COURT	(3,935.00)
430158	65.00
JUDICIAL EDUCATION	65.00
450320	(4,000.00)
MISCELLANEOUS	(4,000.00)
8360	262.25
418TH DISTRICT COURT	262.25
430102	14.32

COUNTY/DISTRICT COURT FEES	14.32
430212	216.45
JURY FEES	216.45
430226	3.98
RENTAL/USER FEES	3.98
450318	27.50
RENTS/LEASES	27.50
8401	(29,641.96)
DRUG COURT	(29,641.96)
430214	(29,341.96)
PROGRAM FEES	(29,341.96)
430218	(300.00)
MRT BOOK FEE	(300.00)
8402	(24,814.47)
DRUG COURT-DWI COURT	(24,814.47)
430214	(24,664.47)
PROGRAM FEES	(24,664.47)
430218	(150.00)
MRT BOOK FEE	(150.00)
8510	-
JUSTICE OF PEACE PRECINCT 1	-
430228	(11,469.13)
COLLECTION FEE	(11,469.13)
450200	-
CONTRACT SERVICE REVENUE	-
430550	11,469.13
THIRD PARTY COLLECTION FEE	11,469.13
8520	(15,139.47)
JUSTICE OF PEACE PRECINCT 2	(15,139.47)
410110	16.75
AUTO REGISTRATION	16.75
430228	(15,156.22)
COLLECTION FEE	(15,156.22)
8530	(747.90)
JUSTICE OF PEACE PRECINCT 3	(747.90)
430134	(747.90)
JUSTICE OF THE PEACE FEES	(747.90)
8540	(9,332.71)
JUSTICE OF PEACE PRECINCT 4	(9,332.71)
COLLECTION FEE	(9,332.71)
8550	(6,916.23)
JUSTICE OF PEACE PRECINCT 5	(6,916.23)
430228	(6,916.23)
COLLECTION FEE	(6,916.23)
450200	-
CONTRACT SERVICE REVENUE	-
4401	(68,939.79)
FAIRGROUNDS/EXPO CENTER	(68,939.79)
450318	(68,939.79)
RENTS/LEASES	(68,939.79)
3702	(2,978.21)
TAC RENDITION PENALTY	(2,978.21)
430214	(2,978.21)
PROGRAM FEES	(2,978.21)

200	(5,171,607.02)
ROAD AND BRIDGE	(5,171,607.02)
1200	(4,244,801.40)
ROAD AND BRIDGE	(4,244,801.40)
400100	(2,128,159.47)
CURRENT TAXES	(2,128,159.47)
400110	(54,129.32)
DELINQUENT TAXES	(54,129.32)
400120	(20,970.25)
PENALTY AND INTEREST	(20,970.25)
410110	(1,207,195.14)
AUTO REGISTRATION	(1,207,195.14)
410114	(100.00)
OVERLOAD PERMITS	(100.00)
420304	(139,843.26)
OTHER ALLOCATIONS	(139,843.26)
430112	(78,623.98)
SUBDIVISION FEES	(78,623.98)
430114	(407,473.27)
FLOOD PLAIN FEES	(407,473.27)
440100	(4,616.62)
INTEREST-BANK	(4,616.62)
440120	(5,782.27)
INVESTMENT EARNINGS	(5,782.27)
450328	(37,681.27)
SALE OF ASSETS	(37,681.27)
460100	(160,226.55)
COURT FINES	(160,226.55)
4700	(14,054.00)
PARKS	(14,054.00)
430226	(14,054.00)
RENTAL/USER FEES	(14,054.00)
450200	-
CONTRACT SERVICE REVENUE	-
4800	(132,834.50)
COMMUNITY CENTERS	(132,834.50)
420102	(61,459.50)
FEDERAL PROGRAM INCOME	(61,459.50)
430226	(71,375.00)
RENTAL/USER FEES	(71,375.00)
450200	-
CONTRACT SERVICE REVENUE	-
4900	(44,881.48)
RECYCLE CENTERS	(44,881.48)
430222	(44,881.48)
RECYCLE FEES	(44,881.48)
450200	-
CONTRACT SERVICE REVENUE	-
9000	(550,000.00)
RESTRICTED	(550,000.00)
450200	(550,000.00)
CONTRACT SERVICE REVENUE	(550,000.00)
9100	(3,473.51)
COMMISSIONER PRECINCT 1	(3,473.51)



450200	-
CONTRACT SERVICE REVENUE	-
450318	(2,185.56)
RENTS/LEASES	(2,185.56)
450320	(1,287.95)
MISCELLANEOUS	(1,287.95)
9200	(117,262.50)
COMMISSIONER PRECINCT 2	(117,262.50)
420304	(101,741.00)
OTHER ALLOCATIONS	(101,741.00)
450328	(15,521.50)
SALE OF ASSETS	(15,521.50)
9300	(17,630.00)
COMMISSIONER PRECINCT 3	(17,630.00)
450200	(1,500.00)
CONTRACT SERVICE REVENUE	(1,500.00)
450320	(16,130.00)
MISCELLANEOUS	(16,130.00)
9400	(46,669.63)
COMMISSIONER PRECINCT 4	(46,669.63)
450200	(4,832.06)
CONTRACT SERVICE REVENUE	(4,832.06)
450318	(1.00)
RENTS/LEASES	(1.00)
450320	(19,676.80)
MISCELLANEOUS	(19,676.80)
450328	(22,159.77)
SALE OF ASSETS	(22,159.77)
2021	(57,819.32)
LAW LIBRARY	(57,819.32)
1204	(57,819.32)
LAW LIBRARY	(57,819.32)
430110	(10,134.99)
COUNTY CLERK FEES	(10,134.99)
430132	(45,780.00)
DISTRICT CLERK FEES	(45,780.00)
440100	(286.41)
INTEREST-BANK	(286.41)
440120	(161.22)
INVESTMENT EARNINGS	(161.22)
450320	(1,456.70)
MISCELLANEOUS	(1,456.70)
2021	(5,000.00)
PRE-TRIAL DIVERSION	(5,000.00)
5100	(5,000.00)
DISTRICT ATTORNEY	(5,000.00)
430146	(5,000.00)
PRETRIAL DIVERSION FEES	(5,000.00)
2021	(160,931.38)
COUNTY CLERK RECORDS MGMT & PRESERVATION	(160,931.38)
2300	(160,931.38)
COUNTY CLERK	(160,931.38)
430100	(159,566.05)
COUNTY RECORDS MANAGEMENT FEES	(159,566.05)

440120	(1,365.33)
INVESTMENT EARNINGS	(1,365.33)
207	(12,442.79)
COUNTY RECORDS MANAGEMENT	(12,442.79)
1207	(10,292.97)
COUNTY RECORDS MANAGEMENT	(10,292.97)
430110	(10,292.97)
COUNTY CLERK FEES	(10,292.97)
2300	(2,149.82)
COUNTY CLERK	(2,149.82)
430100	(2,149.82)
COUNTY RECORDS MANAGEMENT FEES	(2,149.82)
208	(10,603.21)
DISTRICT CLERK RECORDS MGMT & PRESERVATION	(10,603.21)
2700	(10,603.21)
DISTRICT CLERK	(10,603.21)
430132	(10,538.46)
DISTRICT CLERK FEES	(10,538.46)
440120	(64.75)
INVESTMENT EARNINGS	(64.75)
209	(15,559.36)
DISTRICT CLERK RECORDS PRESERVATION	(15,559.36)
2700	(15,559.36)
DISTRICT CLERK	(15,559.36)
430132	(15,520.00)
DISTRICT CLERK FEES	(15,520.00)
440120	(39.36)
INVESTMENT EARNINGS	(39.36)
210	(13,630.68)
COUNTY AND DISTRICT COURTS DIGITAL PRESERVATION	(13,630.68)
2900	(13,630.68)
DIGITAL PRESERVATION COUNTY/DISTRICT	(13,630.68)
430132	(13,550.00)
DISTRICT CLERK FEES	(13,550.00)
440120	(80.68)
INVESTMENT EARNINGS	(80.68)
211	(2,078.49)
COUNTY AND DISTRICT COURT TECHNOLOGY	(2,078.49)
1211	(2,078.49)
COUNTY & DISTRICT COURT TECHNOLOGY	(2,078.49)
430110	(1,301.99)
COUNTY CLERK FEES	(1,301.99)
430132	(776.50)
DISTRICT CLERK FEES	(776.50)
212	(4,780.00)
COURT GUARDIANSHIP	(4,780.00)
8105	(4,780.00)
COURT GUARDIANSHIP	(4,780.00)
430116	(4,780.00)
COURT GUARDIANSHIP FEE	(4,780.00)
213	(25,597.68)
COURT REPORTER SERVICE	(25,597.68)
1213	(25,597.68)
COURT REPORTER SERVICE	(25,597.68)

430168	(25,597.68)
STENOGRAPHER FEES	(25,597.68)
211	(42,797.27)
COURTHOUSE SECURITY - COUNTY/DISTRICT COURT	(42,797.27)
1214	(42,797.27)
COURTHOUSE SECURITY - COUNTY/DISTRICT COURTS	(42,797.27)
430102	(42,797.27)
COUNTY/DISTRICT COURT FEES	(42,797.27)
211	(23,110.21)
COURTHOUSE SECURITY - JP	(23,110.21)
8590	(23,110.21)
JP JUSTICE COURT SECURITY	(23,110.21)
430102	(17,958.42)
COUNTY/DISTRICT COURT FEES	(17,958.42)
430134	(5,151.79)
JUSTICE OF THE PEACE FEES	(5,151.79)
JUSTICE COURT TECHNOLOGY	(19,325.01)
8591	(19,325.01)
JP JUSTICE COURT TECHNOLOGY	(19,325.01)
430134	(19,325.01)
JUSTICE OF THE PEACE FEES	(19,325.01)
117	(2,483.75)
JUVENILE CASE MANAGER	(2,483.75)
8592	(2,483.75)
JP JUVENILE CASE MANAGER	(2,483.75)
430134	(2,483.75)
JUSTICE OF THE PEACE FEES	(2,483.75)
218	(3,649.00)
CC VITAL RECORDS PRESERVATION	(3,649.00)
2300	(3,649.00)
COUNTY CLERK	(3,649.00)
430110	(3,649.00)
COUNTY CLERK FEES	(3,649.00)
219	(15.99)
CONTRACT ELECTION SERVICE	(15.99)
2502	(15.99)
CONTRACT ELECTION DIRECT PAID	(15.99)
440120	(15.99)
INVESTMENT EARNINGS	(15.99)
20	(53,734,280.74)
GRANTS	(53,734,280.74)
1220	(864.29)
GRANTS	(864.29)
440100	(864.29)
INTEREST-BANK	(864.29)
2000	(49,141,013.64)
COUNTY JUDGE	(49,141,013.64)
420100	(49,096,978.81)
FEDERAL GRANT REVENUE	(49,096,978.81)
440100	(44,034.83)
INTEREST-BANK	(44,034.83)
2800	(7,454,460.96)
COUNTY ATTORNEY	(7,454,460.96)
420200	(7,454,460.96)

STATE GRANT REVENUE	(7,454,460.96)
3200	(5,020.42)
OTHER	(5,020.42)
420200	(5,020.42)
STATE GRANT REVENUE	(5,020.42)
4100	(152,143.17)
ANIMAL SERVICES	(152,143.17)
420300	(152,140.85)
OTHER GRANT REVENUE	(152,140.85)
420306	(2.32)
OTHER CONTRACT REIMBURSEMENT	(2.32)
4300	(14,586.01)
MCCD-COUNTY APPROPRIATIONS (CDBG)	(14,586.01)
FEDERAL GRANT REVENUE	(46.37)
420102	(14,539.64)
FEDERAL PROGRAM INCOME	(14,539.64)
5100	(57,502.16)
DISTRICT ATTORNEY	(57,502.16)
420100	(57,502.16)
FEDERAL GRANT REVENUE	(57,502.16)
5200	4,133,789.67
OFFICE OF HOMELAND SECURITY & EMERGENCY MANAGEMENT	4,133,789.67
420100	4,133,789.67
FEDERAL GRANT REVENUE	4,133,789.67
5400	(652,144.01)
JUVENILE PROBATION-ADMINISTRATIVE	(652,144.01)
420200	(652,144.01)
STATE GRANT REVENUE	(652,144.01)
5401	(263,732.49)
JUVENILE PROBATION-DETENTION	(263,732.49)
420100	(10,296.66)
FEDERAL GRANT REVENUE	(10,296.66)
420200	(253,385.83)
STATE GRANT REVENUE	(253,385.83)
420306	(50.00)
OTHER CONTRACT REIMBURSEMENT	(50.00)
6202	(7,954.70)
SHERIFF ORGANIZED CRIME	(7,954.70)
420100	(7,954.70)
FEDERAL GRANT REVENUE	(7,954.70)
6300	(7,993.81)
SHERIFF PATROL	(7,993.81)
420100	(7,993.81)
FEDERAL GRANT REVENUE	(7,993.81)
6302	(55,476.44)
SHERIFF PATROL WEST	(55,476.44)
420200	(31,475.96)
STATE GRANT REVENUE	(31,475.96)
450300	(24,000.48)
CONTRIBUTIONS	(24,000.48)
7100	(1,963.40)
CONSTABLE PRECINCT 1	(1,963.40)
420100	(1,963.40)
FEDERAL GRANT REVENUE	(1,963.40)

7300	(3,971.39)
CONSTABLE PRECINCT 3	(3,971.39)
420300	(3,971.39)
OTHER GRANT REVENUE	(3,971.39)
7500	(29,580.08)
CONSTABLE PRECINCT 5	(29,580.08)
420100	(2,071.67)
FEDERAL GRANT REVENUE	(2,071.67)
420300	(27,508.41)
OTHER GRANT REVENUE	(27,508.41)
8340	(19,663.44)
359TH DISTRICT COURT	(19,663.44)
420200	(19,663.44)
STATE GRANT REVENUE	(19,663.44)
2250	(222,807.50)
HAVA	(222,807.50)
2500	(222,807.50)
ELECTIONS ADMINISTRATOR	(222,807.50)
420100	(222,807.50)
FEDERAL GRANT REVENUE	(222,807.50)
3000	(30,668,271.36)
DEBT SERVICE	(30,668,271.36)
DEBT SERVICE	(2,843,600.11)
400100	(2,754,074.95)
CURRENT TAXES	(2,754,074.95)
400110	(78,634.16)
DELINQUENT TAXES	(78,634.16)
400140	(49.66)
OTHER TAXES	(49.66)
420304	(0.00)
OTHER ALLOCATIONS	(0.00)
440100	(10,348.36)
INTEREST-BANK	(10,348.36)
440120	(492.98)
INVESTMENT EARNINGS	(492.98)
3290	(27,824,671.25)
DEBT SERVICE	(27,824,671.25)
480100	(23,235,000.00)
BOND PROCEEDS	(23,235,000.00)
480110	(4,589,671.25)
PREMIUM ON BOND ISSUE	(4,589,671.25)
4000	(198,893.95)
LOCAL CAPITAL PROJECTS	(198,893.95)
1400	(198,893.95)
LOCAL CAPITAL PROJECTS	(198,893.95)
400140	(198,893.95)
OTHER TAXES	(198,893.95)
4001	(2,459.15)
C/P REVENUE TOLL BONDS 10	(2,459.15)
1401	(2,459.15)
C/P REVENUE TOLL BONDS 10	(2,459.15)
440120	(2,459.15)
INVESTMENT EARNINGS	(2,459.15)
4002	(592.50)



C/P CERTIFICATES OF OBLIGATION 2012	(393.54)
1402	(393.54)
C/P CERTIFICATES OF OBLIGATION 2012	(393.54)
440100	(1.21)
INTEREST-BANK	(1.21)
440120	(392.33)
INVESTMENT EARNINGS	(392.33)
403	(17,449,389.42)
C/P PASS THRU TOLL PROJECTS	(17,449,389.42)
1403	(17,449,389.42)
C/P PASS THRU TOLL PROJECTS	(17,449,389.42)
440100	(2,089.42)
INTEREST-BANK	(2,089.42)
450200	(17,447,300.00)
CONTRACT SERVICE REVENUE	(17,447,300.00)
404	(1,476.67)
C/P ROAD BONDS 2016	(1,476.67)
1404	(1,476.67)
C/P ROAD BONDS 2016	(1,476.67)
440100	(17.44)
INTEREST-BANK	(17.44)
440120	(1,459.23)
INVESTMENT EARNINGS	(1,459.23)
405	(4,284.96)
C/P ROAD BONDS 2016A	(4,284.96)
1405	(4,284.96)
C/P ROAD BONDS 2016A	(4,284.96)
440100	(1,605.43)
INTEREST-BANK	(1,605.43)
440120	(2,679.53)
INVESTMENT EARNINGS	(2,679.53)
406	(18,185.84)
C/P ROAD BONDS 2018	(18,185.84)
1406	(18,185.84)
C/P ROAD BONDS 2018	(18,185.84)
440100	(18,185.84)
INTEREST-BANK	(18,185.84)
407	(59,889.61)
C/P ROAD BONDS 2018B	(59,889.61)
1407	(59,889.61)
C/P ROAD BONDS 2018B	(59,889.61)
440100	(59,889.61)
INTEREST-BANK	(59,889.61)
408	(4,400.00)
C/P SHERIFF'S PROJECTS	(4,400.00)
1408	(4,400.00)
SHERIFF PROJECTS	(4,400.00)
450320	(4,400.00)
MISCELLANEOUS	(4,400.00)
500	(9,980,403.26)
SELF INSURANCE	(9,980,403.26)
2201	(9,980,403.26)
SELF INSURANCE	(9,980,403.26)
430232	(6,945,038.51)

COUNTY FUNDING	(6,945,038.51)
430240	(449,972.18)
EMPLOYEE/RETIREE FUNDING	(449,972.18)
430242	(3,370.25)
COBRA FUNDING	(3,370.25)
430244	(65,189.21)
THIRD PARTY REIMBURSEMENT	(65,189.21)
430246	(1,777,686.02)
STOP LOSS REIMBURSEMENT	(1,777,686.02)
430248	-
RX REBATES	-
430250	(88,164.43)
MEDICAL CLAIMS REFUNDS	(88,164.43)
430252	95.84
COBRA ADMINISTRATION FEE	95.84
430254	(42,224.03)
CONTRACT FUNDING	(42,224.03)
430260	(47,832.50)
EMPLOYEE CONTRIBUTION-EMPLOYEE ONLY	(47,832.50)
430262	(96,605.00)
EMPLOYEE CONTRIBUTION-EMPLOYEE AND SPOUSE	(96,605.00)
430264	(102,795.00)
EMPLOYEE CONTRIBUTION-EMPLOYEE AND CHILD	(102,795.00)
430266	(294,287.55)
EMPLOYEE CONTRIBUTION-EMPLOYEE AND FAMILY	(294,287.55)
430268	(66,055.67)
SUPPLEMENTAL LIFE EMPLOYEE PREMIUM	(66,055.67)
430270	(1,278.75)
DEPENDENT LIFE EMPLOYEE PREMIUM	(1,278.75)
501	(9,135.72)
WORKERS' COMPENSATION	(9,135.72)
2203	(9,135.72)
WORKERS' COMPENSATION	(9,135.72)
430244	(7,117.10)
THIRD PARTY REIMBURSEMENT	(7,117.10)
430254	(2,018.62)
CONTRACT FUNDING	(2,018.62)
502	(50,504.91)
PROPERTY/CASUALTY	(50,504.91)
2202	(50,504.91)
PROPERTY/CASUALTY	(50,504.91)
430244	(24,771.78)
THIRD PARTY REIMBURSEMENT	(24,771.78)
430252	(25,733.13)
COBRA ADMINISTRATION FEE	(25,733.13)
(blank)	
(blank)	
(blank)	
(blank)	
(blank)	

# MONTGOMERY COUNTY, TEXAS

## REPORT OF EXPENDITURES

For Year Ended September 30, 2021

AS OF January 15, 2021

	Sum of NetTransactionAmount
100	56,301,788.44
<b>GENERAL OPERATIONS</b>	<b>56,301,788.44</b>
2000	127,789.87
<b>COUNTY JUDGE</b>	<b>127,789.87</b>
710100	36,678.89
<b>SALARY/OFFICIAL-DEPARTMENT HEAD</b>	<b>36,678.89</b>
710110	53,088.95
<b>SALARY/REGULAR</b>	<b>53,088.95</b>
710130	1,192.64
<b>SALARY/OVERTIME</b>	<b>1,192.64</b>
710140	457.81
<b>SALARY/CELL PHONE ALLOWANCE</b>	<b>457.81</b>
720100	5,379.12
<b>SOCIAL SECURITY</b>	<b>5,379.12</b>
720110	11,579.97
<b>EMPLOYEE INSURANCE</b>	<b>11,579.97</b>
720120	11,213.63
<b>RETIREMENT</b>	<b>11,213.63</b>
720140	248.41
<b>STATE UNEMPLOYMENT TAX</b>	<b>248.41</b>
730100	5,007.54
<b>OFFICE SUPPLIES</b>	<b>5,007.54</b>
730370	52.00
<b>PERIODICALS</b>	<b>52.00</b>
740530	75.98
<b>MOBILE PHONE AND DATA</b>	<b>75.98</b>
740656	2,810.95
<b>RENT AND LEASES</b>	<b>2,810.95</b>
740660	3.98
<b>EQUIPMENT RENTAL</b>	<b>3.98</b>
2100	149,881.08
<b>HUMAN RESOURCES</b>	<b>149,881.08</b>
710100	33,178.87
<b>SALARY/OFFICIAL-DEPARTMENT HEAD</b>	<b>33,178.87</b>
710110	66,347.07
<b>SALARY/REGULAR</b>	<b>66,347.07</b>
710140	228.90
<b>SALARY/CELL PHONE ALLOWANCE</b>	<b>228.90</b>
720100	7,090.69
<b>SOCIAL SECURITY</b>	<b>7,090.69</b>
720110	18,059.40
<b>EMPLOYEE INSURANCE</b>	<b>18,059.40</b>
720120	12,239.98
<b>RETIREMENT</b>	<b>12,239.98</b>
720140	552.56
<b>STATE UNEMPLOYMENT TAX</b>	<b>552.56</b>
730100	813.33
<b>OFFICE SUPPLIES</b>	<b>813.33</b>



740120	54.00
MEDICAL SERVICES	54.00
740512	5,104.00
PROFESSIONAL SERVICES	5,104.00
740516	2,183.01
PROFESSIONAL SERVICES-URINALYSIS	2,183.01
740580	100.16
PRINTING	100.16
740640	-
CONTRACT SERVICES	-
740660	3,665.64
EQUIPMENT RENTAL	3,665.64
740680	219.00
MEMBERSHIP/ASSOCIATION DUES	219.00
730101	44.47
FOOD SUPPLIES	44.47
2200	204,325.17
RISK-MANAGEMENT	204,325.17
710100	30,891.02
SALARY/OFFICIAL-DEPARTMENT HEAD	30,891.02
710110	112,409.09
SALARY/REGULAR	112,409.09
710140	233.49
SALARY/CELL PHONE ALLOWANCE	233.49
720100	10,725.58
SOCIAL SECURITY	10,725.58
720110	27,086.52
EMPLOYEE INSURANCE	27,086.52
720120	17,611.53
RETIREMENT	17,611.53
720140	844.60
STATE UNEMPLOYMENT TAX	844.60
730100	1,533.29
OFFICE SUPPLIES	1,533.29
730240	49.74
FUEL	49.74
730250	60.00
SHOP SUPPLIES	60.00
730390	76.51
MEDICAL SUPPLIES	76.51
740120	-
MEDICAL SERVICES	-
740510	75.00
PROFESSIONAL DEVELOPMENT	75.00
740512	108.00
PROFESSIONAL SERVICES	108.00
740530	503.97
MOBILE PHONE AND DATA	503.97
740550	1,494.40
SAFETY PROGRAM	1,494.40
740640	-
CONTRACT SERVICES	-
740660	550.59
EQUIPMENT RENTAL	550.59

740952	-
BONDS-SURETY	-
730101	71.84
FOOD SUPPLIES	71.84
2300	602,940.56
COUNTY CLERK	602,940.56
710100	31,582.92
SALARY/OFFICIAL-DEPARTMENT HEAD	31,582.92
710110	369,173.06
SALARY/REGULAR	369,173.06
720100	29,647.78
SOCIAL SECURITY	29,647.78
720110	100,327.42
EMPLOYEE INSURANCE	100,327.42
720120	49,173.14
RETIREMENT	49,173.14
720140	3,872.10
STATE UNEMPLOYMENT TAX	3,872.10
730100	5,017.28
OFFICE SUPPLIES	5,017.28
730170	1,681.77
BIRTH CERTIFICATES	1,681.77
730210	1,187.49
DATA PROCESSING SUPPLIES	1,187.49
740512	425.00
PROFESSIONAL SERVICES	425.00
740660	10,677.60
EQUIPMENT RENTAL	10,677.60
740680	175.00
MEMBERSHIP/ASSOCIATION DUES	175.00
2302	104,066.80
COURT COLLECTIONS	104,066.80
710110	64,608.48
SALARY/REGULAR	64,608.48
720100	4,725.14
SOCIAL SECURITY	4,725.14
720110	16,052.80
EMPLOYEE INSURANCE	16,052.80
720120	7,927.48
RETIREMENT	7,927.48
720140	668.68
STATE UNEMPLOYMENT TAX	668.68
730100	60.76
OFFICE SUPPLIES	60.76
730110	2,541.30
POSTAGE	2,541.30
740512	250.00
PROFESSIONAL SERVICES	250.00
740640	4,404.00
CONTRACT SERVICES	4,404.00
740660	2,828.16
EQUIPMENT RENTAL	2,828.16
2400	79,309.49
VETERANS SERVICE	79,309.49

710100	20,580.65
SALARY/OFFICIAL-DEPARTMENT HEAD	20,580.65
710110	32,524.64
SALARY/REGULAR	32,524.64
720100	3,878.85
SOCIAL SECURITY	3,878.85
720110	12,039.60
EMPLOYEE INSURANCE	12,039.60
720120	6,516.08
RETIREMENT	6,516.08
720140	402.96
STATE UNEMPLOYMENT TAX	402.96
730100	804.69
OFFICE SUPPLIES	804.69
740660	2,352.02
EQUIPMENT RENTAL	2,352.02
740680	210.00
MEMBERSHIP/ASSOCIATION DUES	210.00
2500	884,104.88
ELECTIONS ADMINISTRATOR	884,104.88
710100	18,783.79
SALARY/OFFICIAL-DEPARTMENT HEAD	18,783.79
710110	466,535.33
SALARY/REGULAR	466,535.33
710130	174,884.76
SALARY/OVERTIME	174,884.76
720100	50,160.00
SOCIAL SECURITY	50,160.00
720110	39,435.48
EMPLOYEE INSURANCE	39,435.48
720120	23,717.55
RETIREMENT	23,717.55
720140	9,798.65
STATE UNEMPLOYMENT TAX	9,798.65
730100	9,871.61
OFFICE SUPPLIES	9,871.61
730210	3,812.78
DATA PROCESSING SUPPLIES	3,812.78
730240	158.55
FUEL	158.55
730250	993.54
SHOP SUPPLIES	993.54
730320	2,025.66
IT HARDWARE	2,025.66
730330	1,051.99
IT SOFTWARE	1,051.99
740420	74.98
COURIER SERVICE	74.98
740512	78,693.03
PROFESSIONAL SERVICES	78,693.03
740540	3,003.10
TRAVEL EXPENSE	3,003.10
740580	480.00
PRINTING	480.00

740640	110.00
CONTRACT SERVICES	110.00
740656	419.88
RENT AND LEASES	419.88
740660	94.20
EQUIPMENT RENTAL	94.20
2501	29,780.19
VOTER REGISTRATION	29,780.19
710110	18,066.97
SALARY/REGULAR	18,066.97
710130	5,277.63
SALARY/OVERTIME	5,277.63
720100	1,785.86
SOCIAL SECURITY	1,785.86
720140	544.54
STATE UNEMPLOYMENT TAX	544.54
730100	1,536.00
OFFICE SUPPLIES	1,536.00
730320	2,319.19
IT HARDWARE	2,319.19
740512	250.00
PROFESSIONAL SERVICES	250.00
2600	2,886,992.94
INFORMATION TECHNOLOGY	2,886,992.94
710100	31,103.03
SALARY/OFFICIAL-DEPARTMENT HEAD	31,103.03
710110	613,931.42
SALARY/REGULAR	613,931.42
710130	2,209.84
SALARY/OVERTIME	2,209.84
710140	1,488.00
SALARY/CELL PHONE ALLOWANCE	1,488.00
720100	48,517.69
SOCIAL SECURITY	48,517.69
720110	105,343.92
EMPLOYEE INSURANCE	105,343.92
720120	79,599.37
RETIREMENT	79,599.37
720140	3,396.54
STATE UNEMPLOYMENT TAX	3,396.54
730100	1,144.34
OFFICE SUPPLIES	1,144.34
730110	8,834.70
POSTAGE	8,834.70
730240	552.29
FUEL	552.29
730320	94,890.62
IT HARDWARE	94,890.62
730330	145,178.28
IT SOFTWARE	145,178.28
730332	21,960.50
TELEPHONE-REPAIRS/REPLACEMENT-RESTRICTED	21,960.50
740110	1,480,303.42
IT SOFTWARE MAINTENANCE	1,480,303.42

740140	375.72
VEHICLE MAINTENANCE	375.72
740420	2,554.49
COURIER SERVICE	2,554.49
740512	33,884.04
PROFESSIONAL SERVICES	33,884.04
740530	6,619.38
MOBILE PHONE AND DATA	6,619.38
740620	95.00
ELECTRICITY	95.00
740628	68,639.60
TELEPHONE-FIBER OPTIC-RESTRICTED	68,639.60
740660	527.52
EQUIPMENT RENTAL	527.52
750800	2,537.50
MAJOR PROJECTS	2,537.50
740627	131,658.73
TELEPHONE-RESTRICTED	131,658.73
740100	1,647.00
IT HARDWARE MAINTENANCE	1,647.00
2700	880,452.21
DISTRICT CLERK	880,452.21
710100	31,582.92
SALARY/OFFICIAL-DEPARTMENT HEAD	31,582.92
710110	538,784.98
SALARY/REGULAR	538,784.98
720100	42,079.07
SOCIAL SECURITY	42,079.07
720110	169,043.15
EMPLOYEE INSURANCE	169,043.15
720120	69,984.28
RETIREMENT	69,984.28
720140	6,417.12
STATE UNEMPLOYMENT TAX	6,417.12
730100	3,743.33
OFFICE SUPPLIES	3,743.33
740510	400.00
PROFESSIONAL DEVELOPMENT	400.00
740660	18,260.16
EQUIPMENT RENTAL	18,260.16
740680	175.00
MEMBERSHIP/ASSOCIATION DUES	175.00
790100	(17.80)
REIMBURSEMENTS CLEARING	(17.80)
2800	830,196.10
COUNTY ATTORNEY	830,196.10
710100	43,648.99
SALARY/OFFICIAL-DEPARTMENT HEAD	43,648.99
710110	507,772.05
SALARY/REGULAR	507,772.05
710130	(3,134.36)
SALARY/OVERTIME	(3,134.36)
710140	376.74
SALARY/CELL PHONE ALLOWANCE	376.74

710150	35,625.00
SALARY/SPECIAL PAY	35,625.00
720100	40,448.76
SOCIAL SECURITY	40,448.76
720110	84,826.40
EMPLOYEE INSURANCE	84,826.40
720120	71,692.09
RETIREMENT	71,692.09
720140	2,602.72
STATE UNEMPLOYMENT TAX	2,602.72
730100	2,640.77
OFFICE SUPPLIES	2,640.77
730120	8,960.90
BOOK SUPPLEMENTS	8,960.90
730370	62.92
PERIODICALS	62.92
740220	24,598.83
LEGAL/LITIGATION COSTS	24,598.83
740510	1,541.35
PROFESSIONAL DEVELOPMENT	1,541.35
740540	309.69
TRAVEL EXPENSE	309.69
740640	291.00
CONTRACT SERVICES	291.00
740660	7,675.79
EQUIPMENT RENTAL	7,675.79
740970	256.46
FREIGHT AND HANDLING	256.46
790100	-
REIMBURSEMENTS CLEARING	-
3000	775,827.92
BUILDING CUSTODIAL SERVICES	775,827.92
710100	26,802.87
SALARY/OFFICIAL-DEPARTMENT HEAD	26,802.87
710110	433,289.60
SALARY/REGULAR	433,289.60
710130	37,830.80
SALARY/OVERTIME	37,830.80
720100	37,252.32
SOCIAL SECURITY	37,252.32
720110	110,352.68
EMPLOYEE INSURANCE	110,352.68
720120	61,095.18
RETIREMENT	61,095.18
720140	6,434.69
STATE UNEMPLOYMENT TAX	6,434.69
730100	1,045.55
OFFICE SUPPLIES	1,045.55
730140	41,474.33
JANITOR SUPPLIES	41,474.33
730220	1,968.53
REPLACEMENTS	1,968.53
730240	462.42
FUEL	462.42

730250	
SHOP SUPPLIES	
730260	762.20
VEHICLE SUPPLIES	762.20
730310	2,068.56
UNIFORMS	2,068.56
740140	1,073.53
VEHICLE MAINTENANCE	1,073.53
740512	2,076.05
PROFESSIONAL SERVICES	2,076.05
740530	1,733.85
MOBILE PHONE AND DATA	1,733.85
740660	2,200.74
EQUIPMENT RENTAL	2,200.74
750400	7,904.02
CAPITAL OUTLAY-FURNITURE FIXTURES AND EQUIPMENT	7,904.02
3100	1,896,196.83
BUILDING MAINTENANCE/CONSTRUCTION	1,896,196.83
710100	30,105.15
SALARY/OFFICIAL-DEPARTMENT HEAD	30,105.15
710110	550,623.93
SALARY/REGULAR	550,623.93
710120	17,262.00
SALARY/OTHER	17,262.00
710130	30,615.42
SALARY/OVERTIME	30,615.42
720100	46,803.83
SOCIAL SECURITY	46,803.83
720110	135,434.32
EMPLOYEE INSURANCE	135,434.32
720120	77,130.11
RETIREMENT	77,130.11
720140	4,648.27
STATE UNEMPLOYMENT TAX	4,648.27
730100	688.80
OFFICE SUPPLIES	688.80
730140	29.50
JANITOR SUPPLIES	29.50
730220	85,005.63
REPLACEMENTS	85,005.63
730240	22,135.92
FUEL	22,135.92
730250	7,472.92
SHOP SUPPLIES	7,472.92
730310	449.84
UNIFORMS	449.84
740140	11,428.51
VEHICLE MAINTENANCE	11,428.51
740150	4,012.29
LANDSCAPE MAINTENANCE	4,012.29
740512	26,370.18
PROFESSIONAL SERVICES	26,370.18
740530	2,241.54
MOBILE PHONE AND DATA	2,241.54

740620		524,644.93
ELECTRICITY		524,644.93
740622		20,240.35
GAS		20,240.35
740624		179,509.54
WATER AND SEWER		179,509.54
740640		54,606.32
CONTRACT SERVICES		54,606.32
740660		3,167.98
EQUIPMENT RENTAL		3,167.98
740750		15,409.41
REMODEL		15,409.41
750800		46,515.38
MAJOR PROJECTS		46,515.38
790100		(355.24)
REIMBURSEMENTS CLEARING		(355.24)
3200		150,000.00
OTHER		150,000.00
740640		150,000.00
CONTRACT SERVICES		150,000.00
3210		1,080,840.23
NON-DEPARTMENTAL		1,080,840.23
720140		-
STATE UNEMPLOYMENT TAX		-
730100		361.38
OFFICE SUPPLIES		361.38
730110		115,324.21
POSTAGE		115,324.21
730370		36.00
PERIODICALS		36.00
740220		-
LEGAL/LITIGATION COSTS		-
740310		500.00
APPOINTED ATTORNEY-CIVIL		500.00
740400		15,000.00
AUDIT		15,000.00
740502		522,832.95
CENTRAL APPRAISAL DISTRICT		522,832.95
740512		82,485.00
PROFESSIONAL SERVICES		82,485.00
740570		1,906.50
ADVERTISING		1,906.50
740640		308,108.74
CONTRACT SERVICES		308,108.74
740642		15,000.00
SOIL CONSERVATION		15,000.00
740680		18,229.84
MEMBERSHIP/ASSOCIATION DUES		18,229.84
740970		21.02
FREIGHT AND HANDLING		21.02
740627		1,045.11
TELEPHONE-RESTRICTED		1,045.11
730410		(10.52)
INVOICE TOLERANCE*		(10.52)



3220	30,123.57
ALTERNATE DISPUTE RESOLUTION	30,123.57
740512	30,123.57
PROFESSIONAL SERVICES	30,123.57
3230	29,981.02
DEPARTMENT OF PUBLIC SAFETY	29,981.02
710110	19,443.20
SALARY/REGULAR	19,443.20
720100	1,465.92
SOCIAL SECURITY	1,465.92
720110	6,017.22
EMPLOYEE INSURANCE	6,017.22
720120	2,385.64
RETIREMENT	2,385.64
720140	219.82
STATE UNEMPLOYMENT TAX	219.82
730100	449.22
OFFICE SUPPLIES	449.22
3250	6,226.82
CHILD WELFARE	6,226.82
710120	400.00
SALARY/OTHER	400.00
730160	4,096.56
CLOTHING	4,096.56
740530	107.53
MOBILE PHONE AND DATA	107.53
740560	405.20
TRANSPORTATION	405.20
740770	1,110.00
ALLOWANCE	1,110.00
740627	107.53
TELEPHONE-RESTRICTED	107.53
3300	278,147.05
PURCHASING AGENT	278,147.05
710100	29,428.33
SALARY/OFFICIAL-DEPARTMENT HEAD	29,428.33
710110	167,106.15
SALARY/REGULAR	167,106.15
720100	14,381.93
SOCIAL SECURITY	14,381.93
720110	36,118.80
EMPLOYEE INSURANCE	36,118.80
720120	24,114.71
RETIREMENT	24,114.71
720140	1,112.80
STATE UNEMPLOYMENT TAX	1,112.80
730100	1,162.39
OFFICE SUPPLIES	1,162.39
740110	3,960.00
IT SOFTWARE MAINTENANCE	3,960.00
740530	227.94
MOBILE PHONE AND DATA	227.94
740680	534.00
MEMBERSHIP/ASSOCIATION DUES	534.00

790100	
REIMBURSEMENTS CLEARING	
3400	529,946.00
COUNTY AUDITOR	529,946.00
710100	33,307.60
SALARY/OFFICIAL-DEPARTMENT HEAD	33,307.60
710110	339,452.48
SALARY/REGULAR	339,452.48
710130	785.02
SALARY/OVERTIME	785.02
720100	27,674.92
SOCIAL SECURITY	27,674.92
720110	70,972.01
EMPLOYEE INSURANCE	70,972.01
720120	45,834.09
RETIREMENT	45,834.09
720140	2,476.14
STATE UNEMPLOYMENT TAX	2,476.14
730100	1,373.01
OFFICE SUPPLIES	1,373.01
730240	37.50
FUEL	37.50
740510	415.00
PROFESSIONAL DEVELOPMENT	415.00
740530	361.05
MOBILE PHONE AND DATA	361.05
740660	8,357.18
EQUIPMENT RENTAL	8,357.18
790100	(1,100.00)
REIMBURSEMENTS CLEARING	(1,100.00)
3500	78,806.63
BUDGET OFFICE	78,806.63
710100	29,807.68
SALARY/OFFICIAL-DEPARTMENT HEAD	29,807.68
710110	26,645.34
SALARY/REGULAR	26,645.34
710140	228.90
SALARY/CELL PHONE ALLOWANCE	228.90
720100	4,256.01
SOCIAL SECURITY	4,256.01
720110	9,029.70
EMPLOYEE INSURANCE	9,029.70
720120	6,954.88
RETIREMENT	6,954.88
720140	259.26
STATE UNEMPLOYMENT TAX	259.26
740530	38.19
MOBILE PHONE AND DATA	38.19
740640	33.23
CONTRACT SERVICES	33.23
740660	1,433.44
EQUIPMENT RENTAL	1,433.44
740680	120.00
MEMBERSHIP/ASSOCIATION DUES	120.00

3600	
COUNTY TREASURER	177,167.52
710100	177,167.52
SALARY/OFFICIAL-DEPARTMENT HEAD	33,983.56
710110	33,983.56
SALARY/REGULAR	85,811.39
710130	85,811.39
SALARY/OVERTIME	3,356.57
720100	3,356.57
SOCIAL SECURITY	8,632.54
720110	8,632.54
EMPLOYEE INSURANCE	24,338.91
720120	24,338.91
RETIREMENT	15,110.67
720140	15,110.67
STATE UNEMPLOYMENT TAX	723.86
730100	723.86
OFFICE SUPPLIES	900.06
740510	900.06
PROFESSIONAL DEVELOPMENT	1,264.00
740540	1,264.00
TRAVEL EXPENSE	-
740660	-
EQUIPMENT RENTAL	2,787.96
740680	2,787.96
MEMBERSHIP/ASSOCIATION DUES	258.00
3700	258.00
TAX ASSESSOR/COLLECTOR	1,077,240.23
710100	1,077,240.23
SALARY/OFFICIAL-DEPARTMENT HEAD	36,779.76
710110	36,779.76
SALARY/REGULAR	651,348.25
710130	651,348.25
SALARY/OVERTIME	293.09
710140	293.09
SALARY/CELL PHONE ALLOWANCE	228.90
720100	228.90
SOCIAL SECURITY	49,788.87
720110	49,788.87
EMPLOYEE INSURANCE	179,580.38
720120	179,580.38
RETIREMENT	84,496.97
720140	84,496.97
STATE UNEMPLOYMENT TAX	6,537.77
730100	6,537.77
OFFICE SUPPLIES	9,035.41
730210	9,035.41
DATA PROCESSING SUPPLIES	650.86
740512	650.86
PROFESSIONAL SERVICES	6,000.00
740540	6,000.00
TRAVEL EXPENSE	260.11
740580	260.11
PRINTING	33,568.20
	33,568.20

740640	20,102.87
CONTRACT SERVICES	20,102.87
740660	31.87
EQUIPMENT RENTAL	31.87
740680	365.00
MEMBERSHIP/ASSOCIATION DUES	365.00
790100	(1,828.08)
REIMBURSEMENTS CLEARING	(1,828.08)
3701	899.05
TAG SPECIAL INVENTORY TAX	899.05
740510	-
PROFESSIONAL DEVELOPMENT	-
740540	899.05
TRAVEL EXPENSE	899.05
4000	467,619.42
ENVIRONMENTAL HEALTH	467,619.42
710100	27,951.21
SALARY/OFFICIAL-DEPARTMENT HEAD	27,951.21
710110	296,622.06
SALARY/REGULAR	296,622.06
710120	375.00
SALARY/OTHER	375.00
720100	23,708.28
SOCIAL SECURITY	23,708.28
720110	63,207.90
EMPLOYEE INSURANCE	63,207.90
720120	39,871.16
RETIREMENT	39,871.16
720140	1,971.54
STATE UNEMPLOYMENT TAX	1,971.54
730100	2,053.93
OFFICE SUPPLIES	2,053.93
730240	732.96
FUEL	732.96
740140	681.89
VEHICLE MAINTENANCE	681.89
740528	3,525.01
PROFESSIONAL SERVICES-STORMWATER	3,525.01
740530	2,786.58
MOBILE PHONE AND DATA	2,786.58
740580	894.28
PRINTING	894.28
740660	3,237.62
EQUIPMENT RENTAL	3,237.62
4001	126,792.06
PERMITS	126,792.06
710100	23,303.38
SALARY/OFFICIAL-DEPARTMENT HEAD	23,303.38
710110	58,954.56
SALARY/REGULAR	58,954.56
710140	228.90
SALARY/CELL PHONE ALLOWANCE	228.90
720100	6,096.01
SOCIAL SECURITY	6,096.01

720110	21,069.30
EMPLOYEE INSURANCE	21,069.30
720120	10,121.13
RETIREMENT	10,121.13
720140	732.12
STATE UNEMPLOYMENT TAX	732.12
730100	2,414.35
OFFICE SUPPLIES	2,414.35
740580	307.47
PRINTING	307.47
740660	3,264.84
EQUIPMENT RENTAL	3,264.84
740680	300.00
MEMBERSHIP/ASSOCIATION DUES	300.00
4100	1,020,313.77
ANIMAL SERVICES	1,020,313.77
710100	44,766.14
SALARY/OFFICIAL-DEPARTMENT HEAD	44,766.14
710110	479,808.97
SALARY/REGULAR	479,808.97
710130	23,061.16
SALARY/OVERTIME	23,061.16
710140	1,584.82
SALARY/CELL PHONE ALLOWANCE	1,584.82
720100	40,918.08
SOCIAL SECURITY	40,918.08
720110	144,472.62
EMPLOYEE INSURANCE	144,472.62
720120	67,389.75
RETIREMENT	67,389.75
720140	5,840.47
STATE UNEMPLOYMENT TAX	5,840.47
730100	41,836.87
OFFICE SUPPLIES	41,836.87
730220	4,456.48
REPLACEMENTS	4,456.48
730240	8,516.64
FUEL	8,516.64
730290	40,910.00
SPAY/NEUTER PROGRAM EXPENSE	40,910.00
730390	79,578.04
MEDICAL SUPPLIES	79,578.04
740120	-
MEDICAL SERVICES	-
740140	11,767.98
VEHICLE MAINTENANCE	11,767.98
740410	68.50
TOLLS	68.50
740420	71.22
COURIER SERVICE	71.22
740510	1,745.65
PROFESSIONAL DEVELOPMENT	1,745.65
740512	3,193.29
PROFESSIONAL SERVICES	3,193.29

740530	
MOBILE PHONE AND DATA	2,119.15
740580	2,119.15
PRINTING	367.00
740640	367.00
CONTRACT SERVICES	1,274.44
740660	1,274.44
EQUIPMENT RENTAL	17,178.72
790100	17,178.72
REIMBURSEMENTS CLEARING	(612.22)
4200	(612.22)
FORENSIC SERVICES	448,307.52
710100	448,307.52
SALARY/OFFICIAL-DEPARTMENT HEAD	64,919.40
710110	64,919.40
SALARY/REGULAR	200,433.53
710120	200,433.53
SALARY/OTHER	390.00
710130	390.00
SALARY/OVERTIME	10,244.29
720100	10,244.29
SOCIAL SECURITY	9,930.32
720110	9,930.32
EMPLOYEE INSURANCE	29,095.70
720120	29,095.70
RETIREMENT	33,863.70
720140	33,863.70
STATE UNEMPLOYMENT TAX	661.30
730100	661.30
OFFICE SUPPLIES	1,206.55
730110	1,206.55
POSTAGE	369.53
730240	369.53
FUEL	202.19
730310	202.19
UNIFORMS	337.87
730390	337.87
MEDICAL SUPPLIES	5,556.28
740120	5,556.28
MEDICAL SERVICES	467.02
740140	467.02
VEHICLE MAINTENANCE	55.84
740530	55.84
MOBILE PHONE AND DATA	664.80
740560	664.80
TRANSPORTATION	32,750.00
740640	32,750.00
CONTRACT SERVICES	52,643.62
740656	52,643.62
RENT AND LEASES	3,148.08
740660	3,148.08
EQUIPMENT RENTAL	262.50
740680	262.50
MEMBERSHIP/ASSOCIATION DUES	1,105.00
	1,105.00

4300	1.99
MCCD-COUNTY APPROPRIATIONS (CDBG)	1.99
740660	1.99
EQUIPMENT RENTAL	1.99
4400	193,342.52
CONVENTION CENTER	193,342.52
710100	26,233.69
SALARY/OFFICIAL-DEPARTMENT HEAD	26,233.69
710110	77,211.92
SALARY/REGULAR	77,211.92
710120	1,747.14
SALARY/OTHER	1,747.14
710130	293.01
SALARY/OVERTIME	293.01
720100	7,846.12
SOCIAL SECURITY	7,846.12
720110	27,086.52
EMPLOYEE INSURANCE	27,086.52
720120	12,943.14
RETIREMENT	12,943.14
720140	946.14
STATE UNEMPLOYMENT TAX	946.14
730100	217.77
OFFICE SUPPLIES	217.77
730140	3,494.73
JANITOR SUPPLIES	3,494.73
730220	881.72
REPLACEMENTS	881.72
730240	988.24
FUEL	988.24
730250	1,439.50
SHOP SUPPLIES	1,439.50
730310	246.76
UNIFORMS	246.76
730350	552.55
AGRICULTURE SUPPLIES	552.55
740140	122.03
VEHICLE MAINTENANCE	122.03
740150	14,568.28
LANDSCAPE MAINTENANCE	14,568.28
740530	822.72
MOBILE PHONE AND DATA	822.72
740540	607.80
TRAVEL EXPENSE	607.80
740570	710.94
ADVERTISING	710.94
740640	10,978.92
CONTRACT SERVICES	10,978.92
740660	2,947.88
EQUIPMENT RENTAL	2,947.88
740680	455.00
MEMBERSHIP/ASSOCIATION DUES	455.00
4500	2,096,610.84
MEMORIAL LIBRARY	2,096,610.84

710100	34,529.36
SALARY/OFFICIAL-DEPARTMENT HEAD	34,529.36
710110	1,328,729.46
SALARY/REGULAR	1,328,729.46
720100	101,151.51
SOCIAL SECURITY	101,151.51
720110	351,139.52
EMPLOYEE INSURANCE	351,139.52
720120	167,272.23
RETIREMENT	167,272.23
720140	15,070.97
STATE UNEMPLOYMENT TAX	15,070.97
730100	4,360.74
OFFICE SUPPLIES	4,360.74
730220	60.00
REPLACEMENTS	60.00
730240	43.68
FUEL	43.68
730370	15,692.65
PERIODICALS	15,692.65
730380	28,387.81
AUDIO/VISUAL SUPPLIES	28,387.81
740140	1,710.72
VEHICLE MAINTENANCE	1,710.72
740510	99.00
PROFESSIONAL DEVELOPMENT	99.00
740512	5,234.64
PROFESSIONAL SERVICES	5,234.64
740530	263.62
MOBILE PHONE AND DATA	263.62
740540	406.52
TRAVEL EXPENSE	406.52
740640	1,508.30
CONTRACT SERVICES	1,508.30
740660	5,465.40
EQUIPMENT RENTAL	5,465.40
750700	35,484.71
CAPITAL OUTLAY-BOOKS	35,484.71
4600	172,003.80
EXTENSION AGENTS	172,003.80
710110	66,720.56
SALARY/REGULAR	66,720.56
710120	43,304.15
SALARY/OTHER	43,304.15
720100	8,321.41
SOCIAL SECURITY	8,321.41
720110	31,097.14
EMPLOYEE INSURANCE	31,097.14
720120	8,186.58
RETIREMENT	8,186.58
720140	1,208.72
STATE UNEMPLOYMENT TAX	1,208.72
730100	831.56
OFFICE SUPPLIES	831.56



740510	400.00
PROFESSIONAL DEVELOPMENT	400.00
740540	2,002.73
TRAVEL EXPENSE	2,002.73
740660	8,800.95
EQUIPMENT RENTAL	8,800.95
740680	1,130.00
MEMBERSHIP/ASSOCIATION DUES	1,130.00
5000	151,498.94
AIRPORT	151,498.94
710100	26,233.81
SALARY/OFFICIAL-DEPARTMENT HEAD	26,233.81
710110	72,098.81
SALARY/REGULAR	72,098.81
710140	171.68
SALARY/CELL PHONE ALLOWANCE	171.68
720100	7,352.61
SOCIAL SECURITY	7,352.61
720110	18,059.40
EMPLOYEE INSURANCE	18,059.40
720120	12,086.44
RETIREMENT	12,086.44
720140	842.42
STATE UNEMPLOYMENT TAX	842.42
730100	144.59
OFFICE SUPPLIES	144.59
730220	3,293.61
REPLACEMENTS	3,293.61
730240	1,500.69
FUEL	1,500.69
730250	227.04
SHOP SUPPLIES	227.04
740140	364.45
VEHICLE MAINTENANCE	364.45
740150	2,163.00
LANDSCAPE MAINTENANCE	2,163.00
740420	21.88
COURIER SERVICE	21.88
740512	5,844.59
PROFESSIONAL SERVICES	5,844.59
740528	500.00
PROFESSIONAL SERVICES-STORMWATER	500.00
740530	484.52
MOBILE PHONE AND DATA	484.52
740580	5.40
PRINTING	5.40
740622	9.00
GAS	9.00
740640	95.00
CONTRACT SERVICES	95.00
5050	109,250.49
CUSTOMS	109,250.49
740512	108,876.39
PROFESSIONAL SERVICES	108,876.39

740640	374.10
CONTRACT SERVICES	374.10
5060	350.00
ARF	350.00
740140	350.00
VEHICLE MAINTENANCE	350.00
5100	2,900,863.70
DISTRICT ATTORNEY	2,900,863.70
710100	9,331.37
SALARY/OFFICIAL-DEPARTMENT HEAD	9,331.37
710110	2,010,672.82
SALARY/REGULAR	2,010,672.82
710120	6,108.00
SALARY/OTHER	6,108.00
710130	1,438.35
SALARY/OVERTIME	1,438.35
710140	2,296.42
SALARY/CELL PHONE ALLOWANCE	2,296.42
710150	47,509.26
SALARY/SPECIAL PAY	47,509.26
720100	150,810.66
SOCIAL SECURITY	150,810.66
720110	294,539.95
EMPLOYEE INSURANCE	294,539.95
720120	254,637.92
RETIREMENT	254,637.92
720140	8,437.17
STATE UNEMPLOYMENT TAX	8,437.17
730100	13,666.51
OFFICE SUPPLIES	13,666.51
730120	2,635.60
BOOK SUPPLEMENTS	2,635.60
730240	5,548.94
FUEL	5,548.94
730330	695.00
IT SOFTWARE	695.00
740110	3,700.00
IT SOFTWARE MAINTENANCE	3,700.00
740140	18,577.26
VEHICLE MAINTENANCE	18,577.26
740484	426.67
COURT REPORTER TRANSCRIPT	426.67
740504	4,601.69
ONLINE SERVICES	4,601.69
740510	825.00
PROFESSIONAL DEVELOPMENT	825.00
740512	6,578.17
PROFESSIONAL SERVICES	6,578.17
740530	2,141.60
MOBILE PHONE AND DATA	2,141.60
740540	21.00
TRAVEL EXPENSE	21.00
740640	4,036.10
CONTRACT SERVICES	4,036.10

740660	52,511.16
EQUIPMENT RENTAL	52,511.16
740970	103.45
FREIGHT AND HANDLING	103.45
790100	(986.37)
REIMBURSEMENTS CLEARING	(986.37)
5200	339,847.27
OFFICE OF HOMELAND SECURITY & EMERGENCY MANAGEMENT	339,847.27
710100	5,430.16
SALARY/OFFICIAL-DEPARTMENT HEAD	5,430.16
710110	111,016.56
SALARY/REGULAR	111,016.56
710130	2,660.85
SALARY/OVERTIME	2,660.85
720100	8,599.57
SOCIAL SECURITY	8,599.57
720110	16,936.80
EMPLOYEE INSURANCE	16,936.80
720120	14,617.88
RETIREMENT	14,617.88
720140	459.19
STATE UNEMPLOYMENT TAX	459.19
730100	1,157.81
OFFICE SUPPLIES	1,157.81
730240	744.02
FUEL	744.02
730250	629.92
SHOP SUPPLIES	629.92
740140	109.96
VEHICLE MAINTENANCE	109.96
740510	400.72
PROFESSIONAL DEVELOPMENT	400.72
740512	173,767.62
PROFESSIONAL SERVICES	173,767.62
740530	1,301.63
MOBILE PHONE AND DATA	1,301.63
740640	190.00
CONTRACT SERVICES	190.00
740660	2,878.46
EQUIPMENT RENTAL	2,878.46
790100	(8.63)
REIMBURSEMENTS CLEARING	(8.63)
790900	(1,045.25)
CARRYOVER FROM PREVIOUS YEAR	(1,045.25)
5300	240,613.67
FIRE MARSHAL - INVESTIGATIONS	240,613.67
710100	29,350.65
SALARY/OFFICIAL-DEPARTMENT HEAD	29,350.65
710110	127,589.66
SALARY/REGULAR	127,589.66
710130	466.88
SALARY/OVERTIME	466.88
710150	4,836.00
SALARY/SPECIAL PAY	4,836.00

720100	12,238.52
SOCIAL SECURITY	12,238.52
720110	18,056.82
EMPLOYEE INSURANCE	18,056.82
720120	19,907.30
RETIREMENT	19,907.30
720140	829.57
STATE UNEMPLOYMENT TAX	829.57
730100	249.77
OFFICE SUPPLIES	249.77
730240	3,505.53
FUEL	3,505.53
730250	1,529.05
SHOP SUPPLIES	1,529.05
730270	4,421.36
LAW ENFORCEMENT SPECIFIC SUPPLIES	4,421.36
730280	650.98
CANINE EXPENSES	650.98
740140	3,192.28
VEHICLE MAINTENANCE	3,192.28
740420	44.51
COURIER SERVICE	44.51
740510	5,196.00
PROFESSIONAL DEVELOPMENT	5,196.00
740530	1,793.27
MOBILE PHONE AND DATA	1,793.27
740540	6,764.00
TRAVEL EXPENSE	6,764.00
790100	(8.48)
REIMBURSEMENTS CLEARING	(8.48)
5301	213,569.04
FIRE MARSHAL - INSPECTIONS	213,569.04
710110	144,869.51
SALARY/REGULAR	144,869.51
710130	83.25
SALARY/OVERTIME	83.25
720100	10,678.38
SOCIAL SECURITY	10,678.38
720110	25,082.50
EMPLOYEE INSURANCE	25,082.50
720120	17,785.65
RETIREMENT	17,785.65
720140	1,076.20
STATE UNEMPLOYMENT TAX	1,076.20
730100	492.88
OFFICE SUPPLIES	492.88
730240	3,505.55
FUEL	3,505.55
730250	1,233.21
SHOP SUPPLIES	1,233.21
730270	92.27
LAW ENFORCEMENT SPECIFIC SUPPLIES	92.27
740110	3,110.80
IT SOFTWARE MAINTENANCE	3,110.80

740140	889.96
VEHICLE MAINTENANCE	889.96
740504	215.04
ONLINE SERVICES	215.04
740510	1,135.00
PROFESSIONAL DEVELOPMENT	1,135.00
740530	1,793.27
MOBILE PHONE AND DATA	1,793.27
740680	1,150.57
MEMBERSHIP/ASSOCIATION DUES	1,150.57
750400	375.00
CAPITAL OUTLAY-FURNITURE FIXTURES AND EQUIPMENT	375.00
5400	423,543.59
JUVENILE PROBATION-ADMINISTRATIVE	423,543.59
710100	32,875.32
SALARY/OFFICIAL-DEPARTMENT HEAD	32,875.32
710110	255,196.93
SALARY/REGULAR	255,196.93
710130	74.90
SALARY/OVERTIME	74.90
710140	114.45
SALARY/CELL PHONE ALLOWANCE	114.45
720100	20,210.61
SOCIAL SECURITY	20,210.61
720110	76,507.53
EMPLOYEE INSURANCE	76,507.53
720120	35,369.77
RETIREMENT	35,369.77
720140	2,404.31
STATE UNEMPLOYMENT TAX	2,404.31
730100	644.65
OFFICE SUPPLIES	644.65
730240	38.27
FUEL	38.27
740140	16.85
VEHICLE MAINTENANCE	16.85
740512	(25.00)
PROFESSIONAL SERVICES	(25.00)
740518	(170.00)
PROFESSIONAL SERVICES-POLYGRAPH	(170.00)
740660	285.00
EQUIPMENT RENTAL	285.00
5401	857,157.14
JUVENILE PROBATION-DETENTION	857,157.14
710110	574,291.14
SALARY/REGULAR	574,291.14
710130	290.83
SALARY/OVERTIME	290.83
710140	228.90
SALARY/CELL PHONE ALLOWANCE	228.90
720100	43,090.50
SOCIAL SECURITY	43,090.50
720110	147,971.05
EMPLOYEE INSURANCE	147,971.05

720120		70,528.62
RETIREMENT		70,528.62
720140		6,484.20
STATE UNEMPLOYMENT TAX		6,484.20
730100		80.51
OFFICE SUPPLIES		80.51
730140		1,457.91
JANITOR SUPPLIES		1,457.91
730220		1,110.50
REPLACEMENTS		1,110.50
730310		200.04
UNIFORMS		200.04
730390		(0.00)
MEDICAL SUPPLIES		(0.00)
740130		5,000.00
PHYSICIAN SERVICES		5,000.00
740140		1,448.72
VEHICLE MAINTENANCE		1,448.72
740512		3,439.75
PROFESSIONAL SERVICES		3,439.75
740530		12.50
MOBILE PHONE AND DATA		12.50
740660		415.89
EQUIPMENT RENTAL		415.89
740694		1,106.08
FOOD SERVICE		1,106.08
5500		1,107,870.90
ADULT PROBATION		1,107,870.90
710100		41,471.78
SALARY/OFFICIAL-DEPARTMENT HEAD		41,471.78
710110		875,060.55
SALARY/REGULAR		875,060.55
710130		846.36
SALARY/OVERTIME		846.36
710140		3,212.04
SALARY/CELL PHONE ALLOWANCE		3,212.04
720100		65,726.05
SOCIAL SECURITY		65,726.05
720110		257.33
EMPLOYEE INSURANCE		257.33
720120		112,956.29
RETIREMENT		112,956.29
720140		6,985.06
STATE UNEMPLOYMENT TAX		6,985.06
730100		766.90
OFFICE SUPPLIES		766.90
740660		23.88
EQUIPMENT RENTAL		23.88
740100		564.66
IT HARDWARE MAINTENANCE		564.66
5600		4,075.55
COMMISSIONS		4,075.55
730220		3,809.55
REPLACEMENTS		3,809.55

730310	266.00
UNIFORMS	266.00
5602	13,000.00
LEOSE	13,000.00
740510	13,000.00
PROFESSIONAL DEVELOPMENT	13,000.00
6000	535,427.04
SHERIFF	535,427.04
710100	41,573.29
SALARY/OFFICIAL-DEPARTMENT HEAD	41,573.29
710110	336,836.92
SALARY/REGULAR	336,836.92
710130	29,486.60
SALARY/OVERTIME	29,486.60
720100	28,398.47
SOCIAL SECURITY	28,398.47
720110	38,955.51
EMPLOYEE INSURANCE	38,955.51
720120	50,049.02
RETIREMENT	50,049.02
720140	833.92
STATE UNEMPLOYMENT TAX	833.92
730100	2,118.56
OFFICE SUPPLIES	2,118.56
740530	2,161.89
MOBILE PHONE AND DATA	2,161.89
740580	2,038.54
PRINTING	2,038.54
740660	2,974.32
EQUIPMENT RENTAL	2,974.32
6100	1,333,459.33
SHERIFF HOMELAND SECURITY	1,333,459.33
710110	905,838.99
SALARY/REGULAR	905,838.99
710130	28,832.12
SALARY/OVERTIME	28,832.12
710150	8,550.00
SALARY/SPECIAL PAY	8,550.00
720100	70,280.07
SOCIAL SECURITY	70,280.07
720110	164,945.41
EMPLOYEE INSURANCE	164,945.41
720120	115,733.44
RETIREMENT	115,733.44
720140	4,995.91
STATE UNEMPLOYMENT TAX	4,995.91
730100	220.05
OFFICE SUPPLIES	220.05
730140	110.00
JANITOR SUPPLIES	110.00
730220	5,101.92
REPLACEMENTS	5,101.92
730270	27,629.79
LAW ENFORCEMENT SPECIFIC SUPPLIES	27,629.79

740510	
PROFESSIONAL DEVELOPMENT	
740530	
MOBILE PHONE AND DATA	1,221.63
730360	1,221.63
ARMORY EXPENSE	
6201	
SHERIFF HOMICIDE VIOLENT CRIME	653,313.95
710110	653,313.95
SALARY/REGULAR	444,677.15
710130	444,677.15
SALARY/OVERTIME	26,648.41
720100	26,648.41
SOCIAL SECURITY	35,432.92
720110	35,432.92
EMPLOYEE INSURANCE	75,963.06
720120	75,963.06
RETIREMENT	57,831.75
720140	57,831.75
STATE UNEMPLOYMENT TAX	2,253.93
730100	2,253.93
OFFICE SUPPLIES	1,122.70
740530	1,122.70
MOBILE PHONE AND DATA	2,505.65
740540	2,505.65
TRAVEL EXPENSE	1,120.35
740580	1,120.35
PRINTING	386.47
740640	386.47
CONTRACT SERVICES	250.00
740660	250.00
EQUIPMENT RENTAL	6,400.56
790100	6,400.56
REIMBURSEMENTS CLEARING	(1,279.00)
6202	(1,279.00)
SHERIFF ORGANIZED CRIME	427,763.33
710110	427,763.33
SALARY/REGULAR	304,007.10
710130	304,007.10
SALARY/OVERTIME	666.74
720100	666.74
SOCIAL SECURITY	22,718.26
720110	22,718.26
EMPLOYEE INSURANCE	50,820.06
720120	50,820.06
RETIREMENT	37,383.56
720140	37,383.56
STATE UNEMPLOYMENT TAX	1,455.30
730100	1,455.30
OFFICE SUPPLIES	746.43
730270	746.43
LAW ENFORCEMENT SPECIFIC SUPPLIES	345.94
740504	345.94
ONLINE SERVICES	2,881.00
	2,881.00



740530	2,728.48
MOBILE PHONE AND DATA	2,728.48
740640	2,494.10
CONTRACT SERVICES	2,494.10
740660	1,783.32
EQUIPMENT RENTAL	1,783.32
790100	(266.96)
REIMBURSEMENTS CLEARING	(266.96)
6301	2,727,354.77
SHERIFF PATROL EAST	2,727,354.77
710110	1,900,423.61
SALARY/REGULAR	1,900,423.61
710130	18,367.28
SALARY/OVERTIME	18,367.28
710150	6,564.00
SALARY/SPECIAL PAY	6,564.00
720100	144,076.83
SOCIAL SECURITY	144,076.83
720110	377,681.96
EMPLOYEE INSURANCE	377,681.96
720120	236,240.72
RETIREMENT	236,240.72
720140	13,198.16
STATE UNEMPLOYMENT TAX	13,198.16
730100	3,280.27
OFFICE SUPPLIES	3,280.27
730130	190.87
ESTRAY EXPENSE	190.87
730240	2,081.48
FUEL	2,081.48
730270	1,302.86
LAW ENFORCEMENT SPECIFIC SUPPLIES	1,302.86
740530	11,413.22
MOBILE PHONE AND DATA	11,413.22
740580	1,397.35
PRINTING	1,397.35
740660	11,136.16
EQUIPMENT RENTAL	11,136.16
750400	-
CAPITAL OUTLAY-FURNITURE FIXTURES AND EQUIPMENT	-
6302	2,060,422.58
SHERIFF PATROL WEST	2,060,422.58
710110	1,434,091.42
SALARY/REGULAR	1,434,091.42
710130	25,464.26
SALARY/OVERTIME	25,464.26
720100	108,952.54
SOCIAL SECURITY	108,952.54
720110	268,188.86
EMPLOYEE INSURANCE	268,188.86
720120	179,087.54
RETIREMENT	179,087.54
720140	8,559.54
STATE UNEMPLOYMENT TAX	8,559.54

730100	980.57
OFFICE SUPPLIES	980.57
730130	1,138.78
ESTRAY EXPENSE	1,138.78
730240	2,771.50
FUEL	2,771.50
730270	222.63
LAW ENFORCEMENT SPECIFIC SUPPLIES	222.63
740512	740.00
PROFESSIONAL SERVICES	740.00
740530	8,932.61
MOBILE PHONE AND DATA	8,932.61
740580	23.53
PRINTING	23.53
740640	2,906.00
CONTRACT SERVICES	2,906.00
740660	11,671.80
EQUIPMENT RENTAL	11,671.80
750400	6,691.00
CAPITAL OUTLAY-FURNITURE FIXTURES AND EQUIPMENT	6,691.00
6303	2,559,775.77
SHERIFF PATROL SOUTH	2,559,775.77
710110	1,630,588.51
SALARY/REGULAR	1,630,588.51
710130	210,538.10
SALARY/OVERTIME	210,538.10
710150	1,614.00
SALARY/SPECIAL PAY	1,614.00
720100	137,584.15
SOCIAL SECURITY	137,584.15
720110	321,224.36
EMPLOYEE INSURANCE	321,224.36
720120	226,104.59
RETIREMENT	226,104.59
720140	10,306.78
STATE UNEMPLOYMENT TAX	10,306.78
730100	1,307.38
OFFICE SUPPLIES	1,307.38
730270	228.00
LAW ENFORCEMENT SPECIFIC SUPPLIES	228.00
740512	38.29
PROFESSIONAL SERVICES	38.29
740530	9,934.74
MOBILE PHONE AND DATA	9,934.74
740580	5,983.33
PRINTING	5,983.33
740660	4,323.54
EQUIPMENT RENTAL	4,323.54
6401	1,087,575.72
SHERIFF DISPATCH	1,087,575.72
710110	709,291.60
SALARY/REGULAR	709,291.60
710130	31,293.85
SALARY/OVERTIME	31,293.85

720100	55,539.90
SOCIAL SECURITY	55,539.90
720110	179,575.22
EMPLOYEE INSURANCE	179,575.22
720120	90,869.48
RETIREMENT	90,869.48
720140	6,801.75
STATE UNEMPLOYMENT TAX	6,801.75
730100	1,245.78
OFFICE SUPPLIES	1,245.78
740110	9,495.00
IT SOFTWARE MAINTENANCE	9,495.00
740510	175.00
PROFESSIONAL DEVELOPMENT	175.00
740530	524.30
MOBILE PHONE AND DATA	524.30
740660	2,763.84
EQUIPMENT RENTAL	2,763.84
6402	621,435.17
SHERIFF CRIME LAB	621,435.17
710110	306,973.46
SALARY/REGULAR	306,973.46
710130	11,133.40
SALARY/OVERTIME	11,133.40
720100	23,813.35
SOCIAL SECURITY	23,813.35
720110	62,067.47
EMPLOYEE INSURANCE	62,067.47
720120	39,031.70
RETIREMENT	39,031.70
720140	1,932.33
STATE UNEMPLOYMENT TAX	1,932.33
730100	10,110.99
OFFICE SUPPLIES	10,110.99
730270	19,057.70
LAW ENFORCEMENT SPECIFIC SUPPLIES	19,057.70
730330	44.00
IT SOFTWARE	44.00
740110	63,292.43
IT SOFTWARE MAINTENANCE	63,292.43
740510	90.00
PROFESSIONAL DEVELOPMENT	90.00
740512	3,000.00
PROFESSIONAL SERVICES	3,000.00
740530	1,265.55
MOBILE PHONE AND DATA	1,265.55
740540	825.26
TRAVEL EXPENSE	825.26
740660	3,682.56
EQUIPMENT RENTAL	3,682.56
750400	75,114.97
CAPITAL OUTLAY-FURNITURE FIXTURES AND EQUIPMENT	75,114.97
6403	439,911.37
SHERIFF FLEET	439,911.37

710110	103,192.61
SALARY/REGULAR	103,192.61
710130	2,022.08
SALARY/OVERTIME	2,022.08
720100	7,888.31
SOCIAL SECURITY	7,888.31
720110	24,076.62
EMPLOYEE INSURANCE	24,076.62
720120	12,909.83
RETIREMENT	12,909.83
720140	816.60
STATE UNEMPLOYMENT TAX	816.60
730100	264.14
OFFICE SUPPLIES	264.14
730220	7,270.00
REPLACEMENTS	7,270.00
730240	136,342.88
FUEL	136,342.88
730250	(20.00)
SHOP SUPPLIES	(20.00)
730260	87,691.45
VEHICLE SUPPLIES	87,691.45
740110	2,249.43
IT SOFTWARE MAINTENANCE	2,249.43
740140	15,931.94
VEHICLE MAINTENANCE	15,931.94
740512	10,122.58
PROFESSIONAL SERVICES	10,122.58
740530	318.14
MOBILE PHONE AND DATA	318.14
740640	1,583.00
CONTRACT SERVICES	1,583.00
740656	7,920.00
RENT AND LEASES	7,920.00
740660	874.44
EQUIPMENT RENTAL	874.44
750500	18,600.00
CAPITAL OUTLAY-INTANGIBLES	18,600.00
790100	(142.68)
REIMBURSEMENTS CLEARING	(142.68)
6404	61,303.77
WARRANTS	61,303.77
710110	40,238.24
SALARY/REGULAR	40,238.24
710150	156.00
SALARY/SPECIAL PAY	156.00
720100	3,009.71
SOCIAL SECURITY	3,009.71
720110	12,588.50
EMPLOYEE INSURANCE	12,588.50
720120	4,916.76
RETIREMENT	4,916.76
720140	394.56
STATE UNEMPLOYMENT TAX	394.56

6405		675,419.79
SHERIFF RADIO		675,419.79
710110		93,485.07
SALARY/REGULAR		93,485.07
710130		803.38
SALARY/OVERTIME		803.38
720100		7,081.50
SOCIAL SECURITY		7,081.50
720110		15,549.31
EMPLOYEE INSURANCE		15,549.31
720120		11,569.14
RETIREMENT		11,569.14
720140		765.03
STATE UNEMPLOYMENT TAX		765.03
730100		12.97
OFFICE SUPPLIES		12.97
730220		380.69
REPLACEMENTS		380.69
730250		5,768.64
SHOP SUPPLIES		5,768.64
730270		233,280.00
LAW ENFORCEMENT SPECIFIC SUPPLIES		233,280.00
740504		5,400.00
ONLINE SERVICES		5,400.00
740512		200.00
PROFESSIONAL SERVICES		200.00
740530		659.82
MOBILE PHONE AND DATA		659.82
740640		38,532.20
CONTRACT SERVICES		38,532.20
740660		51,052.04
EQUIPMENT RENTAL		51,052.04
750400		210,880.00
CAPITAL OUTLAY-FURNITURE FIXTURES AND EQUIPMENT		210,880.00
6406		213,739.97
SHERIFF RTCC		213,739.97
710110		121,946.56
SALARY/REGULAR		121,946.56
710130		122.18
SALARY/OVERTIME		122.18
720100		9,054.24
SOCIAL SECURITY		9,054.24
720110		27,086.52
EMPLOYEE INSURANCE		27,086.52
720120		14,977.65
RETIREMENT		14,977.65
720140		900.31
STATE UNEMPLOYMENT TAX		900.31
730110		6.95
POSTAGE		6.95
740504		36,771.94
ONLINE SERVICES		36,771.94
740530		388.78
MOBILE PHONE AND DATA		388.78

740660	2,484.84
EQUIPMENT RENTAL	2,484.84
6407	399,095.80
SHERIFF ACADEMY	399,095.80
710110	163,706.42
SALARY/REGULAR	163,706.42
710130	4,020.24
SALARY/OVERTIME	4,020.24
720100	12,531.19
SOCIAL SECURITY	12,531.19
720110	33,780.34
EMPLOYEE INSURANCE	33,780.34
720120	20,580.13
RETIREMENT	20,580.13
720140	1,117.95
STATE UNEMPLOYMENT TAX	1,117.95
730100	2,043.12
OFFICE SUPPLIES	2,043.12
730270	17,643.44
LAW ENFORCEMENT SPECIFIC SUPPLIES	17,643.44
730310	53,348.98
UNIFORMS	53,348.98
740504	6,900.00
ONLINE SERVICES	6,900.00
740510	8,925.00
PROFESSIONAL DEVELOPMENT	8,925.00
740530	714.90
MOBILE PHONE AND DATA	714.90
740580	70.00
PRINTING	70.00
740660	9,222.18
EQUIPMENT RENTAL	9,222.18
740680	-
MEMBERSHIP/ASSOCIATION DUES	-
730101	291.91
FOOD SUPPLIES	291.91
730360	64,200.00
ARMORY EXPENSE	64,200.00
6408	288,868.60
SHERIFF MAINTENANCE	288,868.60
710110	126,200.57
SALARY/REGULAR	126,200.57
710130	1,693.20
SALARY/OVERTIME	1,693.20
720100	9,334.38
SOCIAL SECURITY	9,334.38
720110	30,600.65
EMPLOYEE INSURANCE	30,600.65
720120	15,692.48
RETIREMENT	15,692.48
720140	1,053.47
STATE UNEMPLOYMENT TAX	1,053.47
730100	230.58
OFFICE SUPPLIES	230.58

730200	(585.00)
CRUSHED CONCRETE/REJECT	(585.00)
730220	29,553.56
REPLACEMENTS	29,553.56
730250	3,007.10
SHOP SUPPLIES	3,007.10
730270	-
LAW ENFORCEMENT SPECIFIC SUPPLIES	-
740512	44,052.54
PROFESSIONAL SERVICES	44,052.54
740530	689.58
MOBILE PHONE AND DATA	689.58
740640	15,368.90
CONTRACT SERVICES	15,368.90
740660	3,270.46
EQUIPMENT RENTAL	3,270.46
740625	8,706.13
REFUSE COLLECTION	8,706.13
6500	334,053.33
SHERIFF ADMINISTRATIVE	334,053.33
710110	227,298.19
SALARY/REGULAR	227,298.19
710130	546.08
SALARY/OVERTIME	546.08
720100	17,169.05
SOCIAL SECURITY	17,169.05
720110	40,706.54
EMPLOYEE INSURANCE	40,706.54
720120	27,956.54
RETIREMENT	27,956.54
720140	1,282.97
STATE UNEMPLOYMENT TAX	1,282.97
730100	982.78
OFFICE SUPPLIES	982.78
730330	-
IT SOFTWARE	-
740420	1,153.10
COURIER SERVICE	1,153.10
740512	2,206.00
PROFESSIONAL SERVICES	2,206.00
740530	1,184.10
MOBILE PHONE AND DATA	1,184.10
740540	692.49
TRAVEL EXPENSE	692.49
740580	241.73
PRINTING	241.73
740660	11,228.76
EQUIPMENT RENTAL	11,228.76
740680	1,405.00
MEMBERSHIP/ASSOCIATION DUES	1,405.00
6501	152,848.57
SHERIFF INTERNAL AFFAIRS	152,848.57
710110	111,550.59
SALARY/REGULAR	111,550.59

720100		8,253.47
SOCIAL SECURITY		8,253.47
720110		14,340.53
EMPLOYEE INSURANCE		14,340.53
720120		13,687.26
RETIREMENT		13,687.26
720140		418.32
STATE UNEMPLOYMENT TAX		418.32
730100		256.29
OFFICE SUPPLIES		256.29
740510		276.61
PROFESSIONAL DEVELOPMENT		276.61
740512		366.60
PROFESSIONAL SERVICES		366.60
740530		402.10
MOBILE PHONE AND DATA		402.10
740540		1,374.16
TRAVEL EXPENSE		1,374.16
740660		1,922.64
EQUIPMENT RENTAL		1,922.64
6503		72,888.19
SHERIFF IT		72,888.19
710110		41,743.26
SALARY/REGULAR		41,743.26
710130		976.80
SALARY/OVERTIME		976.80
720100		3,119.88
SOCIAL SECURITY		3,119.88
720110		13,543.26
EMPLOYEE INSURANCE		13,543.26
720120		5,241.79
RETIREMENT		5,241.79
720140		848.91
STATE UNEMPLOYMENT TAX		848.91
730100		-
OFFICE SUPPLIES		-
730320		1,694.29
IT HARDWARE		1,694.29
740640		5,720.00
CONTRACT SERVICES		5,720.00
6504		49,694.13
SHERIFF ALARMS		49,694.13
710110		32,628.49
SALARY/REGULAR		32,628.49
710130		1,124.26
SALARY/OVERTIME		1,124.26
710150		30.00
SALARY/SPECIAL PAY		30.00
720100		2,377.12
SOCIAL SECURITY		2,377.12
720110		10,042.45
EMPLOYEE INSURANCE		10,042.45
720120		4,007.21
RETIREMENT		4,007.21



720130	(1,124.26)
WORKERS COMPENSATION	(1,124.26)
720140	608.86
STATE UNEMPLOYMENT TAX	608.86
6601	6,974,748.34
SHERIFF JAIL	6,974,748.34
710110	3,036,274.75
SALARY/REGULAR	3,036,274.75
710130	86,577.11
SALARY/OVERTIME	86,577.11
710150	3,564.00
SALARY/SPECIAL PAY	3,564.00
720100	233,521.54
SOCIAL SECURITY	233,521.54
720110	769,766.82
EMPLOYEE INSURANCE	769,766.82
720120	383,609.90
RETIREMENT	383,609.90
720140	28,203.09
STATE UNEMPLOYMENT TAX	28,203.09
730100	6,964.21
OFFICE SUPPLIES	6,964.21
730140	12,295.91
JANITOR SUPPLIES	12,295.91
730220	1,589.52
REPLACEMENTS	1,589.52
730270	15.97
LAW ENFORCEMENT SPECIFIC SUPPLIES	15.97
730390	273.56
MEDICAL SUPPLIES	273.56
740120	2,121,184.35
MEDICAL SERVICES	2,121,184.35
740510	1,100.00
PROFESSIONAL DEVELOPMENT	1,100.00
740530	3,220.36
MOBILE PHONE AND DATA	3,220.36
740560	5,062.27
TRANSPORTATION	5,062.27
740626	39,197.70
TELEPHONE-INMATE SERVICES	39,197.70
740660	31,639.42
EQUIPMENT RENTAL	31,639.42
740694	215,017.92
FOOD SERVICE	215,017.92
790100	(4,330.06)
REIMBURSEMENTS CLEARING	(4,330.06)
7100	1,223,364.66
CONSTABLE PRECINCT 1	1,223,364.66
710100	32,641.08
SALARY/OFFICIAL-DEPARTMENT HEAD	32,641.08
710110	781,543.50
SALARY/REGULAR	781,543.50
710130	10,387.78
SALARY/OVERTIME	10,387.78

710140	3,905.14
SALARY/CELL PHONE ALLOWANCE	3,905.14
710150	3,100.00
SALARY/SPECIAL PAY	3,100.00
720100	61,805.84
SOCIAL SECURITY	61,805.84
720110	135,476.52
EMPLOYEE INSURANCE	135,476.52
720120	102,034.62
RETIREMENT	102,034.62
720140	4,142.75
STATE UNEMPLOYMENT TAX	4,142.75
730100	3,387.96
OFFICE SUPPLIES	3,387.96
730230	5,439.72
MARINE/AIR EXPENSE	5,439.72
730240	15,417.19
FUEL	15,417.19
730260	2,198.00
VEHICLE SUPPLIES	2,198.00
730270	2,188.98
LAW ENFORCEMENT SPECIFIC SUPPLIES	2,188.98
730280	120.00
CANINE EXPENSES	120.00
730310	206.00
UNIFORMS	206.00
740140	17,113.96
VEHICLE MAINTENANCE	17,113.96
740504	278.90
ONLINE SERVICES	278.90
740510	689.17
PROFESSIONAL DEVELOPMENT	689.17
740512	5,400.15
PROFESSIONAL SERVICES	5,400.15
740530	4,097.77
MOBILE PHONE AND DATA	4,097.77
740540	1,400.09
TRAVEL EXPENSE	1,400.09
740580	665.70
PRINTING	665.70
740660	3,059.34
EQUIPMENT RENTAL	3,059.34
740680	270.00
MEMBERSHIP/ASSOCIATION DUES	270.00
750400	-
CAPITAL OUTLAY-FURNITURE FIXTURES AND EQUIPMENT	-
750600	25,789.00
CAPITAL OUTLAY-VEHICLES	25,789.00
730360	605.50
ARMORY EXPENSE	605.50
7200	495,535.36
CONSTABLE-PRECINCT 2	495,535.36
710100	32,641.08
SALARY/OFFICIAL-DEPARTMENT HEAD	32,641.08

710110	301,210.34
SALARY/REGULAR	301,210.34
710130	7,757.90
SALARY/OVERTIME	7,757.90
710150	372.00
SALARY/SPECIAL PAY	372.00
720100	25,334.11
SOCIAL SECURITY	25,334.11
720110	57,188.10
EMPLOYEE INSURANCE	57,188.10
720120	41,961.17
RETIREMENT	41,961.17
720140	1,628.76
STATE UNEMPLOYMENT TAX	1,628.76
730100	1,172.17
OFFICE SUPPLIES	1,172.17
730240	4,564.43
FUEL	4,564.43
730260	4,238.31
VEHICLE SUPPLIES	4,238.31
730270	2,844.28
LAW ENFORCEMENT SPECIFIC SUPPLIES	2,844.28
740140	3,966.16
VEHICLE MAINTENANCE	3,966.16
740420	10.34
COURIER SERVICE	10.34
740504	805.00
ONLINE SERVICES	805.00
740530	5,341.32
MOBILE PHONE AND DATA	5,341.32
740580	210.00
PRINTING	210.00
740640	4,249.99
CONTRACT SERVICES	4,249.99
740660	39.90
EQUIPMENT RENTAL	39.90
750400	-
CAPITAL OUTLAY-FURNITURE FIXTURES AND EQUIPMENT	-
7300	1,419,742.79
CONSTABLE PRECINCT 3	1,419,742.79
710100	32,641.08
SALARY/OFFICIAL-DEPARTMENT HEAD	32,641.08
710110	905,039.68
SALARY/REGULAR	905,039.68
710130	18,127.15
SALARY/OVERTIME	18,127.15
710150	5,208.00
SALARY/SPECIAL PAY	5,208.00
720100	71,815.67
SOCIAL SECURITY	71,815.67
720110	170,244.63
EMPLOYEE INSURANCE	170,244.63
720120	117,916.55
RETIREMENT	117,916.55

720140	5,399.33
STATE UNEMPLOYMENT TAX	5,399.33
730100	1,069.96
OFFICE SUPPLIES	1,069.96
730240	28,075.83
FUEL	28,075.83
730250	85.46
SHOP SUPPLIES	85.46
730260	851.62
VEHICLE SUPPLIES	851.62
730270	15,138.34
LAW ENFORCEMENT SPECIFIC SUPPLIES	15,138.34
730280	1,173.64
CANINE EXPENSES	1,173.64
730300	501.41
COMMUNITY AWARENESS SUPPLIES	501.41
730310	54.99
UNIFORMS	54.99
730320	1,323.92
IT HARDWARE	1,323.92
730330	4,848.55
IT SOFTWARE	4,848.55
740140	14,034.54
VEHICLE MAINTENANCE	14,034.54
740504	330.00
ONLINE SERVICES	330.00
740510	3,592.50
PROFESSIONAL DEVELOPMENT	3,592.50
740530	14,737.56
MOBILE PHONE AND DATA	14,737.56
740540	2,789.67
TRAVEL EXPENSE	2,789.67
740580	240.00
PRINTING	240.00
740660	4,582.14
EQUIPMENT RENTAL	4,582.14
790100	(79.43)
REIMBURSEMENTS CLEARING	(79.43)
7400	1,071,866.30
CONSTABLE PRECINCT 4	1,071,866.30
710100	32,641.08
SALARY/OFFICIAL-DEPARTMENT HEAD	32,641.08
710110	651,760.21
SALARY/REGULAR	651,760.21
710130	25,287.54
SALARY/OVERTIME	25,287.54
710140	801.16
SALARY/CELL PHONE ALLOWANCE	801.16
710150	5,394.00
SALARY/SPECIAL PAY	5,394.00
720100	53,241.56
SOCIAL SECURITY	53,241.56
720110	124,405.76
EMPLOYEE INSURANCE	124,405.76

720120	87,839.97
RETIREMENT	87,839.97
720140	3,798.58
STATE UNEMPLOYMENT TAX	3,798.58
730140	18.64
JANITOR SUPPLIES	18.64
730220	1,041.14
REPLACEMENTS	1,041.14
730230	5,938.29
MARINE/AIR EXPENSE	5,938.29
730240	23,014.41
FUEL	23,014.41
730270	18,974.25
LAW ENFORCEMENT SPECIFIC SUPPLIES	18,974.25
730280	437.94
CANINE EXPENSES	437.94
730310	1,509.60
UNIFORMS	1,509.60
740140	8,602.72
VEHICLE MAINTENANCE	8,602.72
740510	6,186.00
PROFESSIONAL DEVELOPMENT	6,186.00
740530	4,742.90
MOBILE PHONE AND DATA	4,742.90
740580	200.00
PRINTING	200.00
740660	8,034.55
EQUIPMENT RENTAL	8,034.55
750400	7,996.00
CAPITAL OUTLAY-FURNITURE FIXTURES AND EQUIPMENT	7,996.00
7500	1,040,010.28
CONSTABLE PRECINCT 5	1,040,010.28
710100	32,641.08
SALARY/OFFICIAL-DEPARTMENT HEAD	32,641.08
710110	681,415.03
SALARY/REGULAR	681,415.03
710130	355.52
SALARY/OVERTIME	355.52
710140	2,289.04
SALARY/CELL PHONE ALLOWANCE	2,289.04
710150	4,582.00
SALARY/SPECIAL PAY	4,582.00
720100	53,645.69
SOCIAL SECURITY	53,645.69
720110	129,412.80
EMPLOYEE INSURANCE	129,412.80
720120	88,501.41
RETIREMENT	88,501.41
720140	4,155.81
STATE UNEMPLOYMENT TAX	4,155.81
730100	121.78
OFFICE SUPPLIES	121.78
730240	3,942.62
FUEL	3,942.62

730250		937.48
SHOP SUPPLIES		937.48
730270		10,937.59
LAW ENFORCEMENT SPECIFIC SUPPLIES		10,937.59
730310		1,715.85
UNIFORMS		1,715.85
740140		3,541.71
VEHICLE MAINTENANCE		3,541.71
740510		1,698.41
PROFESSIONAL DEVELOPMENT		1,698.41
740512		1,542.26
PROFESSIONAL SERVICES		1,542.26
740530		8,200.19
MOBILE PHONE AND DATA		8,200.19
740540		3,535.18
TRAVEL EXPENSE		3,535.18
740580		333.32
PRINTING		333.32
740660		6,455.51
EQUIPMENT RENTAL		6,455.51
740680		50.00
MEMBERSHIP/ASSOCIATION DUES		50.00
760400		-
DEPRECIATION EQUIPMENT		-
8100		155,808.37
COURT OPERATIONS		155,808.37
710110		7,762.47
SALARY/REGULAR		7,762.47
710130		2,108.00
SALARY/OVERTIME		2,108.00
720100		749.16
SOCIAL SECURITY		749.16
720110		450.21
EMPLOYEE INSURANCE		450.21
720120		258.66
RETIREMENT		258.66
720140		126.54
STATE UNEMPLOYMENT TAX		126.54
740170		21,660.00
PETIT JURORS		21,660.00
740270		350.00
APPOINTED ATTORNEY		350.00
740512		90.00
PROFESSIONAL SERVICES		90.00
740524		64,046.85
PROFESSIONAL SERVICES-INTERPRETER		64,046.85
740540		264.50
TRAVEL EXPENSE		264.50
740580		495.00
PRINTING		495.00
740640		1,500.00
CONTRACT SERVICES		1,500.00
740690		55,342.50
COURT COST		55,342.50

740694	604.48
FOOD SERVICE	604.48
740964	-
PREFERRED PROVIDER ORGANIZATION FEES	-
8101	1,302,338.97
INDIGENT DEFENSE- CRIMINAL	1,302,338.97
740270	1,142,447.07
APPOINTED ATTORNEY	1,142,447.07
740290	673.82
OTHER LITIGATION-APPOINTED ATTORNEY	673.82
740310	735.00
APPOINTED ATTORNEY-CIVIL	735.00
740370	49,999.98
APPOINTED ATTORNEY-JUVENILE	49,999.98
740460	40,433.12
INVESTIGATOR	40,433.12
740470	60,362.75
EXPERT WITNESS	60,362.75
740484	6,310.23
COURT REPORTER TRANSCRIPT	6,310.23
740512	1,377.00
PROFESSIONAL SERVICES	1,377.00
8102	458,619.70
INDIGENT DEFENSE- CIVIL	458,619.70
740230	129.00
LITIGATION EXPENSES	129.00
740270	42,551.63
APPOINTED ATTORNEY	42,551.63
740290	2.06
OTHER LITIGATION-APPOINTED ATTORNEY	2.06
740310	415,543.58
APPOINTED ATTORNEY-CIVIL	415,543.58
740540	393.43
TRAVEL EXPENSE	393.43
8103	281,168.05
OFFICE OF COURT ADMIN	281,168.05
710100	29,719.95
SALARY/OFFICIAL-DEPARTMENT HEAD	29,719.95
710110	160,418.06
SALARY/REGULAR	160,418.06
710130	10,855.00
SALARY/OVERTIME	10,855.00
720100	13,439.75
SOCIAL SECURITY	13,439.75
720110	34,662.71
EMPLOYEE INSURANCE	34,662.71
720120	24,661.87
RETIREMENT	24,661.87
720140	1,056.43
STATE UNEMPLOYMENT TAX	1,056.43
730100	2,270.79
OFFICE SUPPLIES	2,270.79
730310	919.73
UNIFORMS	919.73

740530	562.18
MOBILE PHONE AND DATA	562.18
740570	99.50
ADVERTISING	99.50
740580	170.00
PRINTING	170.00
740660	2,332.08
EQUIPMENT RENTAL	2,332.08
8210	137,725.55
COUNTY COURT AT LAW 1	137,725.55
710100	45,407.72
SALARY/OFFICIAL-DEPARTMENT HEAD	45,407.72
710110	59,511.34
SALARY/REGULAR	59,511.34
720100	4,524.85
SOCIAL SECURITY	4,524.85
720110	11,957.51
EMPLOYEE INSURANCE	11,957.51
720120	12,873.49
RETIREMENT	12,873.49
720140	276.85
STATE UNEMPLOYMENT TAX	276.85
730100	19.96
OFFICE SUPPLIES	19.96
740530	37.99
MOBILE PHONE AND DATA	37.99
740580	67.08
PRINTING	67.08
740640	353.20
CONTRACT SERVICES	353.20
740660	2,695.56
EQUIPMENT RENTAL	2,695.56
8220	211,782.13
COUNTY COURT AT LAW 2	211,782.13
710100	44,115.36
SALARY/OFFICIAL-DEPARTMENT HEAD	44,115.36
710110	115,245.14
SALARY/REGULAR	115,245.14
720100	9,228.06
SOCIAL SECURITY	9,228.06
720110	22,720.23
EMPLOYEE INSURANCE	22,720.23
720120	19,553.46
RETIREMENT	19,553.46
720140	619.06
STATE UNEMPLOYMENT TAX	619.06
730100	300.82
OFFICE SUPPLIES	300.82
8230	211,544.16
COUNTY COURT AT LAW 3	211,544.16
710100	45,407.72
SALARY/OFFICIAL-DEPARTMENT HEAD	45,407.72
710110	115,218.03
SALARY/REGULAR	115,218.03



720100	8,493.92
SOCIAL SECURITY	8,493.92
720110	17,977.31
EMPLOYEE INSURANCE	17,977.31
720120	19,708.75
RETIREMENT	19,708.75
720140	403.10
STATE UNEMPLOYMENT TAX	403.10
730100	492.03
OFFICE SUPPLIES	492.03
740530	75.98
MOBILE PHONE AND DATA	75.98
740660	3,772.32
EQUIPMENT RENTAL	3,772.32
790100	(5.00)
REIMBURSEMENTS CLEARING	(5.00)
8240	139,561.25
COUNTY COURT AT LAW 4	139,561.25
710100	45,407.72
SALARY/OFFICIAL-DEPARTMENT HEAD	45,407.72
710110	60,810.74
SALARY/REGULAR	60,810.74
720100	4,658.28
SOCIAL SECURITY	4,658.28
720110	11,954.93
EMPLOYEE INSURANCE	11,954.93
720120	13,032.96
RETIREMENT	13,032.96
720140	273.50
STATE UNEMPLOYMENT TAX	273.50
740640	652.21
CONTRACT SERVICES	652.21
740660	2,919.48
EQUIPMENT RENTAL	2,919.48
790100	(150.00)
REIMBURSEMENTS CLEARING	(150.00)
740260	1.43
INTEREST ON CREDIT CARDS	1.43
8250	123,269.57
COUNTY COURT AT LAW 5	123,269.57
710100	45,407.72
SALARY/OFFICIAL-DEPARTMENT HEAD	45,407.72
710110	49,272.17
SALARY/REGULAR	49,272.17
720100	4,339.78
SOCIAL SECURITY	4,339.78
720110	11,957.51
EMPLOYEE INSURANCE	11,957.51
720120	11,617.16
RETIREMENT	11,617.16
720140	282.90
STATE UNEMPLOYMENT TAX	282.90
730100	166.31
OFFICE SUPPLIES	166.31

740640	226.02
CONTRACT SERVICES	226.02
8310	83,731.08
9TH DISTRICT COURT	83,731.08
710100	3,249.99
SALARY/OFFICIAL-DEPARTMENT HEAD	3,249.99
710110	53,212.06
SALARY/REGULAR	53,212.06
710140	228.90
SALARY/CELL PHONE ALLOWANCE	228.90
720100	4,183.27
SOCIAL SECURITY	4,183.27
720110	11,203.44
EMPLOYEE INSURANCE	11,203.44
720120	6,849.61
RETIREMENT	6,849.61
720140	267.09
STATE UNEMPLOYMENT TAX	267.09
730100	-
OFFICE SUPPLIES	-
740640	-
CONTRACT SERVICES	-
740660	4,536.72
EQUIPMENT RENTAL	4,536.72
8320	87,698.30
221ST DISTRICT COURT	87,698.30
710100	3,249.99
SALARY/OFFICIAL-DEPARTMENT HEAD	3,249.99
710110	55,364.76
SALARY/REGULAR	55,364.76
720100	4,357.83
SOCIAL SECURITY	4,357.83
720110	11,203.44
EMPLOYEE INSURANCE	11,203.44
720120	7,085.70
RETIREMENT	7,085.70
720140	262.12
STATE UNEMPLOYMENT TAX	262.12
730100	519.37
OFFICE SUPPLIES	519.37
740540	356.35
TRAVEL EXPENSE	356.35
740640	5,180.80
CONTRACT SERVICES	5,180.80
740694	117.94
FOOD SERVICE	117.94
8330	151,677.63
284TH DISTRICT COURT	151,677.63
710100	3,249.99
SALARY/OFFICIAL-DEPARTMENT HEAD	3,249.99
710110	106,061.92
SALARY/REGULAR	106,061.92
720100	8,152.87
SOCIAL SECURITY	8,152.87

720110	16,721.59
EMPLOYEE INSURANCE	16,721.59
720120	13,306.14
RETIREMENT	13,306.14
720140	390.37
STATE UNEMPLOYMENT TAX	390.37
730100	1,011.11
OFFICE SUPPLIES	1,011.11
740640	2,783.64
CONTRACT SERVICES	2,783.64
8340	96,587.61
359TH DISTRICT COURT	96,587.61
710100	3,249.99
SALARY/OFFICIAL-DEPARTMENT HEAD	3,249.99
710110	63,236.37
SALARY/REGULAR	63,236.37
720100	4,893.44
SOCIAL SECURITY	4,893.44
720110	11,204.37
EMPLOYEE INSURANCE	11,204.37
720120	8,051.56
RETIREMENT	8,051.56
720140	347.30
STATE UNEMPLOYMENT TAX	347.30
740530	308.59
MOBILE PHONE AND DATA	308.59
740640	418.33
CONTRACT SERVICES	418.33
740656	4,845.72
RENT AND LEASES	4,845.72
740660	31.94
EQUIPMENT RENTAL	31.94
8350	157,362.06
410th DISTRICT COURT	157,362.06
710100	3,249.99
SALARY/OFFICIAL-DEPARTMENT HEAD	3,249.99
710110	107,459.95
SALARY/REGULAR	107,459.95
720100	8,184.72
SOCIAL SECURITY	8,184.72
720110	17,223.24
EMPLOYEE INSURANCE	17,223.24
720120	13,477.78
RETIREMENT	13,477.78
720140	397.68
STATE UNEMPLOYMENT TAX	397.68
730100	4,485.86
OFFICE SUPPLIES	4,485.86
740656	2,874.88
RENT AND LEASES	2,874.88
740660	7.96
EQUIPMENT RENTAL	7.96
8360	156,902.42
418TH DISTRICT COURT	156,902.42

710100	3,249.99
SALARY/OFFICIAL-DEPARTMENT HEAD	3,249.99
710110	108,725.18
SALARY/REGULAR	108,725.18
720100	8,346.70
SOCIAL SECURITY	8,346.70
720110	17,220.66
EMPLOYEE INSURANCE	17,220.66
720120	13,633.03
RETIREMENT	13,633.03
720140	394.42
STATE UNEMPLOYMENT TAX	394.42
730100	3,878.35
OFFICE SUPPLIES	3,878.35
740530	25.90
MOBILE PHONE AND DATA	25.90
740656	1,357.48
RENT AND LEASES	1,357.48
730101	70.71
FOOD SUPPLIES	70.71
8370	81,414.95
435TH DISTRICT COURT	81,414.95
710100	3,249.99
SALARY/OFFICIAL-DEPARTMENT HEAD	3,249.99
710110	56,174.93
SALARY/REGULAR	56,174.93
720100	4,408.76
SOCIAL SECURITY	4,408.76
720110	9,196.84
EMPLOYEE INSURANCE	9,196.84
720120	7,185.08
RETIREMENT	7,185.08
720140	371.62
STATE UNEMPLOYMENT TAX	371.62
730100	39.74
OFFICE SUPPLIES	39.74
740530	37.99
MOBILE PHONE AND DATA	37.99
740640	750.00
CONTRACT SERVICES	750.00
8401	97,087.01
DRUG COURT	97,087.01
710100	18,073.94
SALARY/OFFICIAL-DEPARTMENT HEAD	18,073.94
710110	24,070.88
SALARY/REGULAR	24,070.88
720100	3,128.47
SOCIAL SECURITY	3,128.47
720110	9,029.70
EMPLOYEE INSURANCE	9,029.70
720120	5,171.17
RETIREMENT	5,171.17
720140	296.24
STATE UNEMPLOYMENT TAX	296.24

730100	2,212.52
OFFICE SUPPLIES	2,212.52
740110	480.00
IT SOFTWARE MAINTENANCE	480.00
740512	21,405.00
PROFESSIONAL SERVICES	21,405.00
740516	13,217.10
PROFESSIONAL SERVICES-URINALYSIS	13,217.10
740660	1.99
EQUIPMENT RENTAL	1.99
8402	68,578.15
DRUG COURT-DWI COURT	68,578.15
710110	12,042.88
SALARY/REGULAR	12,042.88
720100	917.72
SOCIAL SECURITY	917.72
720110	3,009.90
EMPLOYEE INSURANCE	3,009.90
720120	1,477.65
RETIREMENT	1,477.65
720140	103.92
STATE UNEMPLOYMENT TAX	103.92
740512	28,855.00
PROFESSIONAL SERVICES	28,855.00
740516	20,935.32
PROFESSIONAL SERVICES-URINALYSIS	20,935.32
740660	1,235.76
EQUIPMENT RENTAL	1,235.76
8403	72,957.98
MENTAL HEALTH COURT SERVICE	72,957.98
710110	49,694.24
SALARY/REGULAR	49,694.24
720100	3,645.94
SOCIAL SECURITY	3,645.94
720110	11,779.69
EMPLOYEE INSURANCE	11,779.69
720120	6,097.47
RETIREMENT	6,097.47
720140	419.16
STATE UNEMPLOYMENT TAX	419.16
730100	40.41
OFFICE SUPPLIES	40.41
730330	59.96
IT SOFTWARE	59.96
740540	1,215.14
TRAVEL EXPENSE	1,215.14
740660	5.97
EQUIPMENT RENTAL	5.97
8510	208,211.63
JUSTICE OF PEACE PRECINCT 1	208,211.63
710100	31,783.00
SALARY/OFFICIAL-DEPARTMENT HEAD	31,783.00
710110	113,288.58
SALARY/REGULAR	113,288.58

720100	10,813.81
SOCIAL SECURITY	10,813.81
720110	24,079.20
EMPLOYEE INSURANCE	24,079.20
720120	17,800.30
RETIREMENT	17,800.30
720140	1,235.27
STATE UNEMPLOYMENT TAX	1,235.27
730100	940.96
OFFICE SUPPLIES	940.96
740140	266.79
VEHICLE MAINTENANCE	266.79
740512	1,356.04
PROFESSIONAL SERVICES	1,356.04
740540	102.08
TRAVEL EXPENSE	102.08
740580	520.00
PRINTING	520.00
740640	-
CONTRACT SERVICES	-
740660	6,025.60
EQUIPMENT RENTAL	6,025.60
8520	129,166.99
JUSTICE OF PEACE PRECINCT 2	129,166.99
710100	31,783.00
SALARY/OFFICIAL-DEPARTMENT HEAD	31,783.00
710110	57,501.44
SALARY/REGULAR	57,501.44
720100	6,662.94
SOCIAL SECURITY	6,662.94
720110	18,059.40
EMPLOYEE INSURANCE	18,059.40
720120	10,955.30
RETIREMENT	10,955.30
720140	602.11
STATE UNEMPLOYMENT TAX	602.11
730100	55.59
OFFICE SUPPLIES	55.59
740530	426.24
MOBILE PHONE AND DATA	426.24
740640	34.98
CONTRACT SERVICES	34.98
740656	3,083.64
RENT AND LEASES	3,083.64
740660	1.99
EQUIPMENT RENTAL	1.99
740740	0.36
BANK SERVICE CHARGES	0.36
8530	309,283.81
JUSTICE OF PEACE PRECINCT 3	309,283.81
710100	31,783.00
SALARY/OFFICIAL-DEPARTMENT HEAD	31,783.00
710110	168,986.35
SALARY/REGULAR	168,986.35

710120	720.00
SALARY/OTHER	720.00
710130	7,626.55
SALARY/OVERTIME	7,626.55
710140	114.45
SALARY/CELL PHONE ALLOWANCE	114.45
720100	15,505.93
SOCIAL SECURITY	15,505.93
720110	48,927.55
EMPLOYEE INSURANCE	48,927.55
720120	25,672.52
RETIREMENT	25,672.52
720140	1,825.05
STATE UNEMPLOYMENT TAX	1,825.05
730100	289.75
OFFICE SUPPLIES	289.75
740510	850.00
PROFESSIONAL DEVELOPMENT	850.00
740512	60.00
PROFESSIONAL SERVICES	60.00
740540	486.20
TRAVEL EXPENSE	486.20
740580	741.00
PRINTING	741.00
740660	5,695.46
EQUIPMENT RENTAL	5,695.46
8540	225,909.87
JUSTICE OF PEACE PRECINCT 4	225,909.87
710100	31,783.00
SALARY/OFFICIAL-DEPARTMENT HEAD	31,783.00
710110	117,162.49
SALARY/REGULAR	117,162.49
710140	126.30
SALARY/CELL PHONE ALLOWANCE	126.30
720100	11,087.68
SOCIAL SECURITY	11,087.68
720110	36,113.64
EMPLOYEE INSURANCE	36,113.64
720120	18,275.57
RETIREMENT	18,275.57
720140	1,282.67
STATE UNEMPLOYMENT TAX	1,282.67
730100	440.76
OFFICE SUPPLIES	440.76
740530	126.30
MOBILE PHONE AND DATA	126.30
740640	178.75
CONTRACT SERVICES	178.75
740644	9,332.71
COLLECTION SERVICES	9,332.71
740680	-
MEMBERSHIP/ASSOCIATION DUES	-
8550	150,391.70
JUSTICE OF PEACE PRECINCT 5	150,391.70

710100	
SALARY/OFFICIAL-DEPARTMENT HEAD	31,783.00
710110	31,783.00
SALARY/REGULAR	65,570.56
720100	65,570.56
SOCIAL SECURITY	6,989.23
720110	6,989.23
EMPLOYEE INSURANCE	18,059.40
720120	18,059.40
RETIREMENT	11,945.26
720140	11,945.26
STATE UNEMPLOYMENT TAX	519.84
730100	519.84
OFFICE SUPPLIES	2,054.98
740530	2,054.98
MOBILE PHONE AND DATA	278.28
740640	278.28
CONTRACT SERVICES	3,511.65
740644	3,511.65
COLLECTION SERVICES	6,916.23
740660	6,916.23
EQUIPMENT RENTAL	2,763.27
6502	2,763.27
SHERIFF FINANCE	120,924.33
710110	120,924.33
SALARY/REGULAR	75,896.84
710130	75,896.84
SALARY/OVERTIME	974.08
720100	974.08
SOCIAL SECURITY	5,682.89
720110	5,682.89
EMPLOYEE INSURANCE	13,543.26
720120	13,543.26
RETIREMENT	9,432.14
720140	9,432.14
STATE UNEMPLOYMENT TAX	58.32
730100	58.32
OFFICE SUPPLIES	1,615.56
740110	1,615.56
IT SOFTWARE MAINTENANCE	8,191.59
740530	8,191.59
MOBILE PHONE AND DATA	163.93
740580	163.93
PRINTING	136.63
740660	136.63
EQUIPMENT RENTAL	5,229.09
5703	5,229.09
242 OPERATIONS	456.40
740644	456.40
COLLECTION SERVICES	456.40
3212	456.40
PAYROLL PASS-THRU	(0.00)
710110	(0.00)
SALARY/REGULAR	(0.00)
	(0.00)



8380		128,956.89
457TH DISTRICT COURT		128,956.89
710100		2,383.33
SALARY/OFFICIAL-DEPARTMENT HEAD		2,383.33
710110		89,791.00
SALARY/REGULAR		89,791.00
720100		6,884.01
SOCIAL SECURITY		6,884.01
720110		15,132.17
EMPLOYEE INSURANCE		15,132.17
720120		11,309.70
RETIREMENT		11,309.70
720140		443.28
STATE UNEMPLOYMENT TAX		443.28
730100		902.11
OFFICE SUPPLIES		902.11
740510		65.00
PROFESSIONAL DEVELOPMENT		65.00
740660		2,029.30
EQUIPMENT RENTAL		2,029.30
740694		16.99
FOOD SERVICE		16.99
6108		160.00
SHERIFF RANGE		160.00
730360		160.00
ARMORY EXPENSE		160.00
6106		20,121.47
SHERIFF K9		20,121.47
730280		16,381.00
CANINE EXPENSES		16,381.00
740110		600.00
IT SOFTWARE MAINTENANCE		600.00
740530		829.07
MOBILE PHONE AND DATA		829.07
740540		2,011.40
TRAVEL EXPENSE		2,011.40
740640		300.00
CONTRACT SERVICES		300.00
6102		18,313.22
SHERIFF SWAT		18,313.22
730270		8,903.94
LAW ENFORCEMENT SPECIFIC SUPPLIES		8,903.94
740530		2,202.92
MOBILE PHONE AND DATA		2,202.92
740540		4,588.20
TRAVEL EXPENSE		4,588.20
740660		2,618.16
EQUIPMENT RENTAL		2,618.16
6105		1,932.04
SHERIFF TACTICAL AIR		1,932.04
730240		43.26
FUEL		43.26
740530		388.78
MOBILE PHONE AND DATA		388.78

740656		1,500.00
RENT AND LEASES		1,500.00
6109		3,402.58
SHERIFF GANGS		3,402.58
740530		862.42
MOBILE PHONE AND DATA		862.42
740660		2,540.16
EQUIPMENT RENTAL		2,540.16
6103		710.31
SHERIFF CRISIS NEGOTIATION TEAM		710.31
740530		710.31
MOBILE PHONE AND DATA		710.31
6409		210,538.98
RECORDS AND REPORTING		210,538.98
710110		128,698.57
SALARY/REGULAR		128,698.57
710130		3,513.30
SALARY/OVERTIME		3,513.30
720100		9,788.10
SOCIAL SECURITY		9,788.10
720110		37,623.75
EMPLOYEE INSURANCE		37,623.75
720120		16,400.03
RETIREMENT		16,400.03
720130		1,124.26
WORKERS COMPENSATION		1,124.26
720140		1,176.74
STATE UNEMPLOYMENT TAX		1,176.74
730100		1,419.21
OFFICE SUPPLIES		1,419.21
740530		241.26
MOBILE PHONE AND DATA		241.26
740660		10,553.76
EQUIPMENT RENTAL		10,553.76
2600		8,228,230.31
ROAD AND BRIDGE		8,228,230.31
2600		315,663.47
INFORMATION TECHNOLOGY		315,663.47
710100		31,103.04
SALARY/OFFICIAL-DEPARTMENT HEAD		31,103.04
710110		174,034.97
SALARY/REGULAR		174,034.97
710120		1,785.00
SALARY/OTHER		1,785.00
710130		1,650.87
SALARY/OVERTIME		1,650.87
710140		1,659.62
SALARY/CELL PHONE ALLOWANCE		1,659.62
720100		15,718.50
SOCIAL SECURITY		15,718.50
720110		45,145.92
EMPLOYEE INSURANCE		45,145.92
720120		25,795.74
RETIREMENT		25,795.74

720140	1,477.21
STATE UNEMPLOYMENT TAX	1,477.21
730100	617.73
OFFICE SUPPLIES	617.73
730250	4,305.98
SHOP SUPPLIES	4,305.98
740650	12,368.89
SIGN AND SIGNAL MAINTENANCE	12,368.89
4700	402,248.02
PARKS	402,248.02
710110	235,587.99
SALARY/REGULAR	235,587.99
710120	1,005.00
SALARY/OTHER	1,005.00
710130	8,416.10
SALARY/OVERTIME	8,416.10
710140	200.32
SALARY/CELL PHONE ALLOWANCE	200.32
720100	18,428.06
SOCIAL SECURITY	18,428.06
720110	66,188.33
EMPLOYEE INSURANCE	66,188.33
720120	29,647.86
RETIREMENT	29,647.86
720140	2,552.20
STATE UNEMPLOYMENT TAX	2,552.20
730100	12,564.17
OFFICE SUPPLIES	12,564.17
730140	4,189.56
JANITOR SUPPLIES	4,189.56
730190	199.50
ROAD MATERIALS	199.50
730220	808.34
REPLACEMENTS	808.34
730250	3,589.43
SHOP SUPPLIES	3,589.43
730260	5,154.66
VEHICLE SUPPLIES	5,154.66
730310	1,139.48
UNIFORMS	1,139.48
730350	473.96
AGRICULTURE SUPPLIES	473.96
740120	510.08
MEDICAL SERVICES	510.08
740150	2,888.44
LANDSCAPE MAINTENANCE	2,888.44
740410	100.00
TOLLS	100.00
740504	-
ONLINE SERVICES	-
740512	2,233.64
PROFESSIONAL SERVICES	2,233.64
740530	1,411.45
MOBILE PHONE AND DATA	1,411.45

740640	4,109.20
CONTRACT SERVICES	4,109.20
740654	809.75
COMMUNITY BUILDING/VOTING BOX	809.75
740660	3.00
EQUIPMENT RENTAL	3.00
740680	37.50
MEMBERSHIP/ASSOCIATION DUES	37.50
4800	121,316.97
COMMUNITY CENTERS	121,316.97
710110	70,243.77
SALARY/REGULAR	70,243.77
710120	96.00
SALARY/OTHER	96.00
710140	114.45
SALARY/CELL PHONE ALLOWANCE	114.45
720100	5,294.18
SOCIAL SECURITY	5,294.18
720110	14,043.62
EMPLOYEE INSURANCE	14,043.62
720120	8,644.71
RETIREMENT	8,644.71
720140	582.77
STATE UNEMPLOYMENT TAX	582.77
730100	1,805.76
OFFICE SUPPLIES	1,805.76
730300	228.83
COMMUNITY AWARENESS SUPPLIES	228.83
730310	140.00
UNIFORMS	140.00
740512	60.00
PROFESSIONAL SERVICES	60.00
740620	10,610.33
ELECTRICITY	10,610.33
740624	7,385.19
WATER AND SEWER	7,385.19
740640	1,328.84
CONTRACT SERVICES	1,328.84
740654	10.00
COMMUNITY BUILDING/VOTING BOX	10.00
740660	728.52
EQUIPMENT RENTAL	728.52
4900	305,174.91
RECYCLE CENTERS	305,174.91
710110	146,022.87
SALARY/REGULAR	146,022.87
710130	7,589.40
SALARY/OVERTIME	7,589.40
710140	429.22
SALARY/CELL PHONE ALLOWANCE	429.22
720100	11,568.23
SOCIAL SECURITY	11,568.23
720110	36,113.64
EMPLOYEE INSURANCE	36,113.64

720120	18,900.89
RETIREMENT	18,900.89
720140	1,380.58
STATE UNEMPLOYMENT TAX	1,380.58
730100	305.04
OFFICE SUPPLIES	305.04
730140	118.00
JANITOR SUPPLIES	118.00
730240	19.00
FUEL	19.00
730250	374.97
SHOP SUPPLIES	374.97
730260	460.00
VEHICLE SUPPLIES	460.00
730310	160.00
UNIFORMS	160.00
730390	94.70
MEDICAL SUPPLIES	94.70
740420	1,680.83
COURIER SERVICE	1,680.83
740512	24,861.40
PROFESSIONAL SERVICES	24,861.40
740640	53,360.17
CONTRACT SERVICES	53,360.17
750300	1,735.97
CAPITAL OUTLAY-BUILDING	1,735.97
7300	15,653.54
CONSTABLE PRECINCT 3	15,653.54
710130	11,995.33
SALARY/OVERTIME	11,995.33
720100	895.08
SOCIAL SECURITY	895.08
720110	1,291.29
EMPLOYEE INSURANCE	1,291.29
720120	1,471.84
RETIREMENT	1,471.84
9000	31,189.34
RESTRICTED	31,189.34
730190	-
ROAD MATERIALS	-
740512	31,189.34
PROFESSIONAL SERVICES	31,189.34
9100	1,578,521.46
COMMISSIONER PRECINCT 1	1,578,521.46
710100	42,249.40
SALARY/OFFICIAL-DEPARTMENT HEAD	42,249.40
710110	664,370.30
SALARY/REGULAR	664,370.30
710120	6,309.00
SALARY/OTHER	6,309.00
710130	27,498.55
SALARY/OVERTIME	27,498.55
710140	457.81
SALARY/CELL PHONE ALLOWANCE	457.81

720100	
SOCIAL SECURITY	53,146.93
720110	53,146.93
EMPLOYEE INSURANCE	165,465.68
720120	165,465.68
RETIREMENT	90,562.02
720140	90,562.02
STATE UNEMPLOYMENT TAX	5,840.67
730100	5,840.67
OFFICE SUPPLIES	5,963.82
730190	5,963.82
ROAD MATERIALS	68,053.62
730200	68,053.62
CRUSHED CONCRETE/REJECT	68,031.61
730220	68,031.61
REPLACEMENTS	191.15
730240	191.15
FUEL	35,803.87
730250	35,803.87
SHOP SUPPLIES	20,813.52
730260	20,813.52
VEHICLE SUPPLIES	19,816.91
730310	19,816.91
UNIFORMS	3,479.67
730320	3,479.67
IT HARDWARE	14,474.52
730350	14,474.52
AGRICULTURE SUPPLIES	-
730390	-
MEDICAL SUPPLIES	349.77
740140	349.77
VEHICLE MAINTENANCE	39,247.97
740150	39,247.97
LANDSCAPE MAINTENANCE	31,575.05
740510	31,575.05
PROFESSIONAL DEVELOPMENT	1,181.63
740512	1,181.63
PROFESSIONAL SERVICES	123,505.28
740530	123,505.28
MOBILE PHONE AND DATA	2,372.46
740640	2,372.46
CONTRACT SERVICES	8,585.76
740654	8,585.76
COMMUNITY BUILDING/VOTING BOX	5,622.09
740660	5,622.09
EQUIPMENT RENTAL	3,670.09
750400	3,670.09
CAPITAL OUTLAY-FURNITURE FIXTURES AND EQUIPMENT	-
750600	-
CAPITAL OUTLAY-VEHICLES	71,554.00
790100	71,554.00
REIMBURSEMENTS CLEARING	(1,671.69)
9200	(1,671.69)
COMMISSIONER PRECINCT 2	1,755,016.44
	1,755,016.44

710100		42,249.40
SALARY/OFFICIAL-DEPARTMENT HEAD		42,249.40
710110		521,780.75
SALARY/REGULAR		521,780.75
710120		3,741.00
SALARY/OTHER		3,741.00
710130		8.43
SALARY/OVERTIME		8.43
710140		400.64
SALARY/CELL PHONE ALLOWANCE		400.64
720100		39,590.24
SOCIAL SECURITY		39,590.24
720110		136,382.04
EMPLOYEE INSURANCE		136,382.04
720120		69,715.73
RETIREMENT		69,715.73
720140		4,695.60
STATE UNEMPLOYMENT TAX		4,695.60
730100		3,864.96
OFFICE SUPPLIES		3,864.96
730180		5,698.60
CULVERTS		5,698.60
730190		513,513.96
ROAD MATERIALS		513,513.96
730220		13,575.29
REPLACEMENTS		13,575.29
730240		45,731.92
FUEL		45,731.92
730250		19,039.00
SHOP SUPPLIES		19,039.00
730260		32,413.30
VEHICLE SUPPLIES		32,413.30
730310		2,816.47
UNIFORMS		2,816.47
740510		1,361.76
PROFESSIONAL DEVELOPMENT		1,361.76
740512		116,840.17
PROFESSIONAL SERVICES		116,840.17
740530		759.40
MOBILE PHONE AND DATA		759.40
740640		104,204.98
CONTRACT SERVICES		104,204.98
740650		1,257.20
SIGN AND SIGNAL MAINTENANCE		1,257.20
740654		975.00
COMMUNITY BUILDING/VOTING BOX		975.00
740660		31,627.65
EQUIPMENT RENTAL		31,627.65
750400		5,078.95
CAPITAL OUTLAY-FURNITURE FIXTURES AND EQUIPMENT		5,078.95
750600		37,694.00
CAPITAL OUTLAY-VEHICLES		37,694.00
750800		-
MAJOR PROJECTS		-

9300	
COMMISSIONER PRECINCT 3	1,220,298.37
710100	1,220,298.37
SALARY/OFFICIAL-DEPARTMENT HEAD	42,249.40
710110	42,249.40
SALARY/REGULAR	344,498.44
710120	344,498.44
SALARY/OTHER	2,709.00
710130	2,709.00
SALARY/OVERTIME	11,292.18
710140	11,292.18
SALARY/CELL PHONE ALLOWANCE	1,981.85
720100	1,981.85
SOCIAL SECURITY	27,597.18
720110	27,597.18
EMPLOYEE INSURANCE	74,293.21
720120	74,293.21
RETIREMENT	49,415.02
720140	49,415.02
STATE UNEMPLOYMENT TAX	2,608.27
730100	2,608.27
OFFICE SUPPLIES	9,788.38
730190	9,788.38
ROAD MATERIALS	5,825.60
730200	5,825.60
CRUSHED CONCRETE/REJECT	5,838.30
730220	5,838.30
REPLACEMENTS	41.38
730240	41.38
FUEL	17,867.74
730250	17,867.74
SHOP SUPPLIES	8,135.36
730260	8,135.36
VEHICLE SUPPLIES	4,533.24
730310	4,533.24
UNIFORMS	960.86
730350	960.86
AGRICULTURE SUPPLIES	4,164.39
730390	4,164.39
MEDICAL SUPPLIES	180.60
740140	180.60
VEHICLE MAINTENANCE	2,791.90
740430	2,791.90
STRIPING/SEALANT SERVICES	153,777.63
740440	153,777.63
CONCRETE/CURB REPAIR	1,150.00
740504	1,150.00
ONLINE SERVICES	-
740510	-
PROFESSIONAL DEVELOPMENT	450.00
740512	450.00
PROFESSIONAL SERVICES	56,232.06
740530	56,232.06
MOBILE PHONE AND DATA	1,052.67
	1,052.67



740640	969.49
CONTRACT SERVICES	969.49
740650	16,299.22
SIGN AND SIGNAL MAINTENANCE	16,299.22
740660	7,080.48
EQUIPMENT RENTAL	7,080.48
740970	36.55
FREIGHT AND HANDLING	36.55
750200	1,980.40
CAPITAL OUTLAY-LAND	1,980.40
750800	375,990.21
MAJOR PROJECTS	375,990.21
790100	(11,492.64)
REIMBURSEMENTS CLEARING	(11,492.64)
9400	2,032,261.59
COMMISSIONER PRECINCT 4	2,032,261.59
710100	42,249.40
SALARY/OFFICIAL-DEPARTMENT HEAD	42,249.40
710110	677,373.04
SALARY/REGULAR	677,373.04
710120	8,367.00
SALARY/OTHER	8,367.00
710130	5,160.56
SALARY/OVERTIME	5,160.56
710140	457.81
SALARY/CELL PHONE ALLOWANCE	457.81
720100	52,256.07
SOCIAL SECURITY	52,256.07
720110	155,474.99
EMPLOYEE INSURANCE	155,474.99
720120	90,013.91
RETIREMENT	90,013.91
720140	5,699.69
STATE UNEMPLOYMENT TAX	5,699.69
730100	3,022.39
OFFICE SUPPLIES	3,022.39
730180	28,705.00
CULVERTS	28,705.00
730190	131,987.20
ROAD MATERIALS	131,987.20
730200	102,550.91
CRUSHED CONCRETE/REJECT	102,550.91
730220	10,102.96
REPLACEMENTS	10,102.96
730240	64,411.76
FUEL	64,411.76
730250	12,238.73
SHOP SUPPLIES	12,238.73
730260	57,100.24
VEHICLE SUPPLIES	57,100.24
730310	4,390.59
UNIFORMS	4,390.59
730350	12,660.20
AGRICULTURE SUPPLIES	12,660.20

740140	11,111.24
VEHICLE MAINTENANCE	11,111.24
740150	1,736.04
LANDSCAPE MAINTENANCE	1,736.04
740410	500.00
TOLLS	500.00
740512	36,606.72
PROFESSIONAL SERVICES	36,606.72
740530	6,280.06
MOBILE PHONE AND DATA	6,280.06
740550	4,598.47
SAFETY PROGRAM	4,598.47
740580	-
PRINTING	-
740640	23,371.48
CONTRACT SERVICES	23,371.48
740650	4,005.62
SIGN AND SIGNAL MAINTENANCE	4,005.62
740660	30,349.85
EQUIPMENT RENTAL	30,349.85
740662	88,868.12
LEASE TO PURCHASE	88,868.12
740820	7,501.60
DEMOLITION	7,501.60
750400	413,771.58
CAPITAL OUTLAY-FURNITURE FIXTURES AND EQUIPMENT	413,771.58
750600	46,454.75
CAPITAL OUTLAY-VEHICLES	46,454.75
750800	-
MAJOR PROJECTS	-
790100	(110,635.00)
REIMBURSEMENTS CLEARING	(110,635.00)
740240	3,518.61
CHANGE OF VENUE	3,518.61
9500	450,886.20
COUNTY ENGINEER	450,886.20
710100	33,744.62
SALARY/OFFICIAL-DEPARTMENT HEAD	33,744.62
710110	294,952.19
SALARY/REGULAR	294,952.19
710140	1,501.64
SALARY/CELL PHONE ALLOWANCE	1,501.64
720100	24,606.92
SOCIAL SECURITY	24,606.92
720110	48,153.24
EMPLOYEE INSURANCE	48,153.24
720120	40,515.37
RETIREMENT	40,515.37
720140	1,304.42
STATE UNEMPLOYMENT TAX	1,304.42
730100	1,158.11
OFFICE SUPPLIES	1,158.11
730250	1,060.54
SHOP SUPPLIES	1,060.54

740510	149.00
PROFESSIONAL DEVELOPMENT	149.00
740540	662.73
TRAVEL EXPENSE	662.73
740660	3,077.42
EQUIPMENT RENTAL	3,077.42
<del>2015</del>	<del>8,580.30</del>
WORTHLESS CHECK	8,580.30
2800	8,580.30
COUNTY ATTORNEY	8,580.30
710110	5,247.68
SALARY/REGULAR	5,247.68
710150	625.00
SALARY/SPECIAL PAY	625.00
720100	428.07
SOCIAL SECURITY	428.07
720110	1,504.98
EMPLOYEE INSURANCE	1,504.98
720120	720.61
RETIREMENT	720.61
720140	53.96
STATE UNEMPLOYMENT TAX	53.96
<del>2015</del>	<del>170,022.57</del>
FORFEITURES	170,022.57
5100	7,018.34
DISTRICT ATTORNEY	7,018.34
710140	75.98
SALARY/CELL PHONE ALLOWANCE	75.98
710150	3,991.48
SALARY/SPECIAL PAY	3,991.48
720100	289.32
SOCIAL SECURITY	289.32
720110	770.64
EMPLOYEE INSURANCE	770.64
720120	489.76
RETIREMENT	489.76
720140	41.16
STATE UNEMPLOYMENT TAX	41.16
740510	1,360.00
PROFESSIONAL DEVELOPMENT	1,360.00
740530	-
MOBILE PHONE AND DATA	-
6000	162,224.23
SHERIFF	162,224.23
730100	7,820.70
OFFICE SUPPLIES	7,820.70
730270	135,979.78
LAW ENFORCEMENT SPECIFIC SUPPLIES	135,979.78
740512	13,913.75
PROFESSIONAL SERVICES	13,913.75
740656	4,510.00
RENT AND LEASES	4,510.00
7200	-
CONSTABLE PRECINCT 2	-

750600	
CAPITAL OUTLAY-VEHICLES	-
7300	-
CONSTABLE PRECINCT 3	-
740510	-
PROFESSIONAL DEVELOPMENT	-
7400	780.00
CONSTABLE PRECINCT 4	780.00
730160	-
CLOTHING	-
740656	780.00
RENT AND LEASES	780.00
2103	138,454.36
JAIL COMMISSARY	138,454.36
6602	138,454.36
SHERIFF COMMISSARY	138,454.36
710110	24,220.60
SALARY/REGULAR	24,220.60
720100	1,807.80
SOCIAL SECURITY	1,807.80
720110	6,019.80
EMPLOYEE INSURANCE	6,019.80
720120	2,971.87
RETIREMENT	2,971.87
720140	215.35
STATE UNEMPLOYMENT TAX	215.35
730120	704.24
BOOK SUPPLEMENTS	704.24
730140	13,444.34
JANITOR SUPPLIES	13,444.34
730150	41,890.54
INMATE SUPPLIES	41,890.54
730220	1,676.57
REPLACEMENTS	1,676.57
730320	577.50
IT HARDWARE	577.50
730370	5,638.50
PERIODICALS	5,638.50
740504	5,499.00
ONLINE SERVICES	5,499.00
740512	33,788.25
PROFESSIONAL SERVICES	33,788.25
2104	51,272.73
LAW LIBRARY	51,272.73
3260	51,272.73
LAW LIBRARY	51,272.73
710110	32,563.19
SALARY/REGULAR	32,563.19
720100	2,428.94
SOCIAL SECURITY	2,428.94
720110	6,019.80
EMPLOYEE INSURANCE	6,019.80
720120	3,995.53
RETIREMENT	3,995.53

720140	STATE UNEMPLOYMENT TAX	275.13
730120	BOOK SUPPLEMENTS	1,221.29
740504	ONLINE SERVICES	4,768.85
		4,768.85
205		
	PRE-TRIAL DIVERSION	7,823.37
5100		7,823.37
	DISTRICT ATTORNEY	7,823.37
710110		4,596.68
	SALARY/REGULAR	4,596.68
720100	SOCIAL SECURITY	351.65
720120	RETIREMENT	564.01
720140	STATE UNEMPLOYMENT TAX	86.35
740660	EQUIPMENT RENTAL	2,224.68
		2,224.68
206		
	COUNTY CLERK RECORDS MGMT & PRESERVATION	1,876,972.58
1206		15,328.66
	COUNTY CLERK RECORDS MANAGEMENT/PRESERVATION	15,328.66
730100	OFFICE SUPPLIES	3,743.87
740512	PROFESSIONAL SERVICES	8,409.35
740530	MOBILE PHONE AND DATA	151.96
740640	CONTRACT SERVICES	18.00
740656	RENT AND LEASES	2,955.48
740680	MEMBERSHIP/ASSOCIATION DUES	50.00
2300		1,861,643.92
	COUNTY CLERK	1,861,643.92
710110		55,483.56
	SALARY/REGULAR	55,483.56
720100	SOCIAL SECURITY	4,195.51
720110	EMPLOYEE INSURANCE	12,039.60
720120	RETIREMENT	6,807.85
720140	STATE UNEMPLOYMENT TAX	569.47
740504	ONLINE SERVICES	162.00
740512	PROFESSIONAL SERVICES	1,176,503.24
740530	MOBILE PHONE AND DATA	75.98
		75.98

750300		605,806.71
CAPITAL OUTLAY-BUILDING		605,806.71
6404		148,359.75
COUNTY RECORDS MANAGEMENT		148,359.75
WARRANTS		148,359.75
710110		96,184.74
SALARY/REGULAR		96,184.74
720100		7,267.61
SOCIAL SECURITY		7,267.61
720110		28,033.12
EMPLOYEE INSURANCE		28,033.12
720120		11,801.77
RETIREMENT		11,801.77
720140		1,147.08
STATE UNEMPLOYMENT TAX		1,147.08
730100		1,277.35
OFFICE SUPPLIES		1,277.35
740530		126.64
MOBILE PHONE AND DATA		126.64
740660		2,521.44
EQUIPMENT RENTAL		2,521.44
2700		1,174.58
DISTRICT CLERK RECORDS MGMT & PRESERVATION		1,174.58
DISTRICT CLERK		1,174.58
730100		386.08
OFFICE SUPPLIES		386.08
740640		788.50
CONTRACT SERVICES		788.50
8107		3,316.53
COUNTY AND DISTRICT COURT TECHNOLOGY		480.56
COURT TECHNOLOGY COUNTY/DISTRICT		174.92
730100		174.92
OFFICE SUPPLIES		305.64
740530		305.64
MOBILE PHONE AND DATA		2,835.97
1211		2,835.97
COUNTY & DISTRICT COURT TECHNOLOGY		2,810.07
730100		2,810.07
OFFICE SUPPLIES		25.90
740530		25.90
MOBILE PHONE AND DATA		14,913.60
COURT GUARDIANSHIP		14,913.60
8105		14,913.60
COURT GUARDIANSHIP		14,913.60
740230		42.90
LITIGATION EXPENSES		42.90
740270		14,374.42
APPOINTED ATTORNEY		14,374.42
740290		496.28
OTHER LITIGATION-APPOINTED ATTORNEY		496.28

2415		
	COURT REPORTER SERVICE	13,459.00
8106		13,459.00
	COURT REPORTER	13,459.00
730100		276.02
	OFFICE SUPPLIES	276.02
740512		12,755.18
	PROFESSIONAL SERVICES	12,755.18
740540		427.80
	TRAVEL EXPENSE	427.80
2417		66,618.38
	COURTHOUSE SECURITY - COUNTY/DISTRICT COURT	66,618.38
6101		66,618.38
	SHERIFF COURTHOUSE SECURITY	66,618.38
740530		2,211.55
	MOBILE PHONE AND DATA	2,211.55
740640		62,917.25
	CONTRACT SERVICES	62,917.25
740660		1,489.58
	EQUIPMENT RENTAL	1,489.58
2418		38,344.41
	JUSTICE COURT TECHNOLOGY	38,344.41
8591		38,344.41
	JP JUSTICE COURT TECHNOLOGY	38,344.41
730100		7,423.18
	OFFICE SUPPLIES	7,423.18
740110		30,000.00
	IT SOFTWARE MAINTENANCE	30,000.00
740512		70.35
	PROFESSIONAL SERVICES	70.35
740530		328.58
	MOBILE PHONE AND DATA	328.58
740640		522.30
	CONTRACT SERVICES	522.30
2419		75,774.07
	JUVENILE CASE MANAGER	75,774.07
8592		75,774.07
	JP JUVENILE CASE MANAGER	75,774.07
710110		49,621.90
	SALARY/REGULAR	49,621.90
710130		667.65
	SALARY/OVERTIME	667.65
720100		3,723.46
	SOCIAL SECURITY	3,723.46
720110		15,044.34
	EMPLOYEE INSURANCE	15,044.34
720120		6,170.53
	RETIREMENT	6,170.53
720140		546.19
	STATE UNEMPLOYMENT TAX	546.19
2420		390.50
	CC VITAL RECORDS-PRESERVATION	390.50
2300		351.45
	COUNTY CLERK	351.45

740512	
PROFESSIONAL SERVICES	351.45
1218	351.45
CC VITAL RECORD PRESERVATION	39.05
740512	39.05
PROFESSIONAL SERVICES	39.05
7419	220,322.69
CONTRACT ELECTION SERVICE	220,322.69
2502	8,749.46
CONTRACT ELECTION DIRECT PAID	8,749.46
710120	8,749.46
SALARY/OTHER	8,749.46
2503	211,573.23
CONTRACT ELECTION MOCO PAYABLE	211,573.23
710110	73,252.80
SALARY/REGULAR	73,252.80
710130	26,372.73
SALARY/OVERTIME	26,372.73
720100	7,517.70
SOCIAL SECURITY	7,517.70
720110	11,877.75
EMPLOYEE INSURANCE	11,877.75
720120	9,609.67
RETIREMENT	9,609.67
720140	835.06
STATE UNEMPLOYMENT TAX	835.06
730100	6,592.20
OFFICE SUPPLIES	6,592.20
740512	75,515.32
PROFESSIONAL SERVICES	75,515.32
220	44,881,010.99
GRANTS	44,881,010.99
2000	33,483,694.45
COUNTY JUDGE	33,483,694.45
710110	19,883.94
SALARY/REGULAR	19,883.94
710130	772.97
SALARY/OVERTIME	772.97
720100	1,574.83
SOCIAL SECURITY	1,574.83
720110	6,019.80
EMPLOYEE INSURANCE	6,019.80
720140	211.89
STATE UNEMPLOYMENT TAX	211.89
730320	27,897.39
IT HARDWARE	27,897.39
730390	17,560.00
MEDICAL SUPPLIES	17,560.00
740540	661.25
TRAVEL EXPENSE	661.25
740640	33,264,464.62
CONTRACT SERVICES	33,264,464.62
740694	5,437.30
FOOD SERVICE	5,437.30



750400	139,210.46
CAPITAL OUTLAY-FURNITURE FIXTURES AND EQUIPMENT	139,210.46
2600	1,964,183.91
INFORMATION TECHNOLOGY	1,964,183.91
730320	1,964,183.91
IT HARDWARE	1,964,183.91
2800	4,296,040.24
COUNTY ATTORNEY	4,296,040.24
710110	16,251.06
SALARY/REGULAR	16,251.06
710140	29.08
SALARY/CELL PHONE ALLOWANCE	29.08
720100	1,215.04
SOCIAL SECURITY	1,215.04
720110	2,959.74
EMPLOYEE INSURANCE	2,959.74
720120	1,997.57
RETIREMENT	1,997.57
720140	157.91
STATE UNEMPLOYMENT TAX	157.91
740512	3,918,758.40
PROFESSIONAL SERVICES	3,918,758.40
740530	2,421.44
MOBILE PHONE AND DATA	2,421.44
750300	352,250.00
CAPITAL OUTLAY-BUILDING	352,250.00
3200	5,020.42
OTHER	5,020.42
740640	5,020.42
CONTRACT SERVICES	5,020.42
4100	2,256.80
ANIMAL SERVICES	2,256.80
730100	2,256.80
OFFICE SUPPLIES	2,256.80
4300	1,130,415.26
MCCD COUNTY APPROPRIATIONS (CDBG)	1,130,415.26
710100	36,009.75
SALARY/OFFICIAL-DEPARTMENT HEAD	36,009.75
710110	76,301.49
SALARY/REGULAR	76,301.49
710140	260.64
SALARY/CELL PHONE ALLOWANCE	260.64
720100	8,325.01
SOCIAL SECURITY	8,325.01
720110	15,049.50
EMPLOYEE INSURANCE	15,049.50
720120	13,812.54
RETIREMENT	13,812.54
720140	435.34
STATE UNEMPLOYMENT TAX	435.34
730100	520.53
OFFICE SUPPLIES	520.53
730110	38.80
POSTAGE	38.80

740510	
PROFESSIONAL DEVELOPMENT	
740512	591,482.75
PROFESSIONAL SERVICES	591,482.75
740540	
TRAVEL EXPENSE	
740570	367.80
ADVERTISING	367.80
740640	382,734.96
CONTRACT SERVICES	382,734.96
740660	1,951.15
EQUIPMENT RENTAL	1,951.15
750800	1,250.00
MAJOR PROJECTS	1,250.00
740100	1,875.00
IT HARDWARE MAINTENANCE	1,875.00
4900	10,080.25
RECYCLE CENTERS	10,080.25
750800	10,080.25
MAJOR PROJECTS	10,080.25
5000	16,781.62
AIRPORT	16,781.62
750800	16,781.62
MAJOR PROJECTS	16,781.62
5100	104,244.10
DISTRICT ATTORNEY	104,244.10
710110	43,228.32
SALARY/REGULAR	43,228.32
710130	22,497.80
SALARY/OVERTIME	22,497.80
710150	6,575.00
SALARY/SPECIAL PAY	6,575.00
720100	5,350.12
SOCIAL SECURITY	5,350.12
720110	9,029.70
EMPLOYEE INSURANCE	9,029.70
720120	8,871.34
RETIREMENT	8,871.34
720130	1,022.92
WORKERS COMPENSATION	1,022.92
720140	300.15
STATE UNEMPLOYMENT TAX	300.15
740640	7,368.75
CONTRACT SERVICES	7,368.75
5200	3,103,211.94
OFFICE OF HOMELAND SECURITY & EMERGENCY MANAGEMENT	3,103,211.94
710110	37,629.51
SALARY/REGULAR	37,629.51
720100	2,781.94
SOCIAL SECURITY	2,781.94
720110	9,507.62
EMPLOYEE INSURANCE	9,507.62
720120	4,617.16
RETIREMENT	4,617.16

720140	STATE UNEMPLOYMENT TAX	268.12
730100	OFFICE SUPPLIES	268.12
730140	JANITOR SUPPLIES	6,350.81
730220	REPLACEMENTS	6,350.81
730240	FUEL	17,842.41
730250	SHOP SUPPLIES	17,842.41
730260	VEHICLE SUPPLIES	55,530.56
730320	IT HARDWARE	55,530.56
730330	IT SOFTWARE	80.00
730380	AUDIO/VISUAL SUPPLIES	80.00
730390	MEDICAL SUPPLIES	12,121.69
740140	VEHICLE MAINTENANCE	12,121.69
740512	PROFESSIONAL SERVICES	14,648.98
740530	MOBILE PHONE AND DATA	14,648.98
740540	TRAVEL EXPENSE	36,867.99
740640	CONTRACT SERVICES	36,867.99
740656	RENT AND LEASES	47,900.00
740660	EQUIPMENT RENTAL	47,900.00
740820	DEMOLITION	361,881.09
740970	FREIGHT AND HANDLING	361,881.09
750300	CAPITAL OUTLAY-BUILDING	1,274,859.61
750400	CAPITAL OUTLAY-FURNITURE FIXTURES AND EQUIPMENT	1,274,859.61
750600	CAPITAL OUTLAY-VEHICLES	6,993.57
5400	JUVENILE PROBATION-ADMINISTRATIVE	6,993.57
710110	SALARY/REGULAR	508,554.75
710140	SALARY/CELL PHONE ALLOWANCE	508,554.75
720100	SOCIAL SECURITY	1,553.19
		1,553.19
		1,601.18
		1,601.18
		50.66
		50.66
		37,500.00
		37,500.00
		26,157.47
		26,157.47
		20,378.60
		20,378.60
		11,698.92
		11,698.92
		318,769.14
		318,769.14
		174,359.03
		174,359.03
		112,707.94
		112,707.94
		438,130.24
		438,130.24
		200,991.74
		200,991.74
		114.45
		114.45
		15,008.88
		15,008.88

720110	52,673.25
EMPLOYEE INSURANCE	52,673.25
720120	24,675.74
RETIREMENT	24,675.74
720140	1,920.21
STATE UNEMPLOYMENT TAX	1,920.21
730100	1,255.49
OFFICE SUPPLIES	1,255.49
730240	280.01
FUEL	280.01
730260	10.90
VEHICLE SUPPLIES	10.90
730390	1,580.46
MEDICAL SUPPLIES	1,580.46
740510	3,824.48
PROFESSIONAL DEVELOPMENT	3,824.48
740512	5,525.00
PROFESSIONAL SERVICES	5,525.00
740516	1,244.20
PROFESSIONAL SERVICES-URINALYSIS	1,244.20
740518	1,200.00
PROFESSIONAL SERVICES-POLYGRAPH	1,200.00
740530	3,076.19
MOBILE PHONE AND DATA	3,076.19
740540	4,588.78
TRAVEL EXPENSE	4,588.78
740790	3,875.42
ELECTRONIC MONITORING	3,875.42
740800	48,236.36
PURCHASED RESIDENTIAL SERVICE-INTERNAL CONT	48,236.36
740810	68,048.68
PURCHASED RESIDENTIAL SERVICE-EXTERNAL CONT	68,048.68
5401	91,708.96
JUVENILE PROBATION-DETENTION	91,708.96
710110	36,300.35
SALARY/REGULAR	36,300.35
720100	2,726.91
SOCIAL SECURITY	2,726.91
720110	8,026.40
EMPLOYEE INSURANCE	8,026.40
720120	4,454.00
RETIREMENT	4,454.00
720140	191.49
STATE UNEMPLOYMENT TAX	191.49
730100	1,120.60
OFFICE SUPPLIES	1,120.60
740512	3,117.00
PROFESSIONAL SERVICES	3,117.00
740694	3,928.32
FOOD SERVICE	3,928.32
740800	12,059.09
PURCHASED RESIDENTIAL SERVICE-INTERNAL CONT	12,059.09
740810	19,784.80
PURCHASED RESIDENTIAL SERVICE-EXTERNAL CONT	19,784.80

6200		17,604.35
	SHERIFF CID	17,604.35
	710110	12,047.84
	SALARY/REGULAR	12,047.84
	720100	917.74
	SOCIAL SECURITY	917.74
	720110	3,009.90
	EMPLOYEE INSURANCE	3,009.90
	720120	1,478.27
	RETIREMENT	1,478.27
	720130	46.69
	WORKERS COMPENSATION	46.69
	720140	103.91
	STATE UNEMPLOYMENT TAX	103.91
6202		20,213.94
	SHERIFF ORGANIZED CRIME	20,213.94
	710130	7,900.55
	SALARY/OVERTIME	7,900.55
	720100	584.75
	SOCIAL SECURITY	584.75
	720110	31.54
	EMPLOYEE INSURANCE	31.54
	720120	969.41
	RETIREMENT	969.41
	730100	1,099.75
	OFFICE SUPPLIES	1,099.75
	730270	8,477.94
	LAW ENFORCEMENT SPECIFIC SUPPLIES	8,477.94
	740660	1,150.00
	EQUIPMENT RENTAL	1,150.00
6300		21,006.46
	SHERIFF PATROL	21,006.46
	710130	17,315.19
	SALARY/OVERTIME	17,315.19
	720100	1,299.92
	SOCIAL SECURITY	1,299.92
	720120	2,124.58
	RETIREMENT	2,124.58
	720130	266.77
	WORKERS COMPENSATION	266.77
6302		109,899.15
	SHERIFF PATROL WEST	109,899.15
	710110	48,482.56
	SALARY/REGULAR	48,482.56
	720100	3,659.83
	SOCIAL SECURITY	3,659.83
	720110	7,975.68
	EMPLOYEE INSURANCE	7,975.68
	720120	5,948.85
	RETIREMENT	5,948.85
	720130	581.66
	WORKERS COMPENSATION	581.66
	720140	265.25
	STATE UNEMPLOYMENT TAX	265.25

730100	240.37
OFFICE SUPPLIES	240.37
730270	456.00
LAW ENFORCEMENT SPECIFIC SUPPLIES	456.00
730330	7,657.75
IT SOFTWARE	7,657.75
740140	1,437.81
VEHICLE MAINTENANCE	1,437.81
740530	783.20
MOBILE PHONE AND DATA	783.20
740640	30,340.19
CONTRACT SERVICES	30,340.19
740660	2,070.00
EQUIPMENT RENTAL	2,070.00
7100	2,928.03
CONSTABLE PRECINCT 1	2,928.03
710130	2,406.68
SALARY/OVERTIME	2,406.68
720100	177.09
SOCIAL SECURITY	177.09
720120	295.31
RETIREMENT	295.31
720130	48.95
WORKERS COMPENSATION	48.95
7300	266.45
CONSTABLE PRECINCT 3	266.45
730100	266.45
OFFICE SUPPLIES	266.45
7400	222.28
CONSTABLE PRECINCT 4	222.28
710130	185.52
SALARY/OVERTIME	185.52
720100	14.00
SOCIAL SECURITY	14.00
720120	22.76
RETIREMENT	22.76
7500	30,879.47
CONSTABLE PRECINCT 5	30,879.47
710130	3,024.03
SALARY/OVERTIME	3,024.03
720100	228.26
SOCIAL SECURITY	228.26
720120	371.05
RETIREMENT	371.05
720130	51.63
WORKERS COMPENSATION	51.63
750600	27,204.50
CAPITAL OUTLAY-VEHICLES	27,204.50
8340	31,610.67
359TH DISTRICT COURT	31,610.67
710110	14,160.80
SALARY/REGULAR	14,160.80
720100	1,002.71
SOCIAL SECURITY	1,002.71

720110	EMPLOYEE INSURANCE	3,009.90
720120	RETIREMENT	3,009.90
720140	STATE UNEMPLOYMENT TAX	1,737.55
740512	PROFESSIONAL SERVICES	1,737.55
9400	COMMISSIONER PRECINCT 4	98.46
740570	ADVERTISING	98.46
2500	HAVA	11,601.25
710100	ELECTIONS ADMINISTRATOR	11,601.25
710110	SALARY/OFFICIAL-DEPARTMENT HEAD	612.00
710110	SALARY/REGULAR	612.00
710130	SALARY/OVERTIME	612.00
720100	SOCIAL SECURITY	612.00
720120	RETIREMENT	612.00
730100	OFFICE SUPPLIES	187,727.47
730140	JANITOR SUPPLIES	187,727.47
730210	DATA PROCESSING SUPPLIES	187,727.47
730240	FUEL	-
730250	SHOP SUPPLIES	-
730320	IT HARDWARE	57,914.34
740512	PROFESSIONAL SERVICES	57,914.34
740580	PRINTING	40,357.70
740656	RENT AND LEASES	40,357.70
740660	EQUIPMENT RENTAL	7,472.95
740100	IT HARDWARE MAINTENANCE	7,472.95
3000	DEBT SERVICE	6,322.36
3290	DEBT SERVICE	6,322.36
780200	INTEREST AND FISCAL CHARGES	7,173.41
		7,173.41
		135.96
		135.96
		601.05
		601.05
		113.45
		113.45
		446.37
		446.37
		40,108.30
		40,108.30
		17,432.67
		17,432.67
		5,145.00
		5,145.00
		979.72
		979.72
		694.19
		694.19
		2,830.00
		2,830.00
		280,191.84
		280,191.84
		280,191.84
		126,606.25
		126,606.25


780400		153,585.59
ISSUANCE COSTS		153,585.59
1340		(214,208,125.84)
GASB 34 CONVERSION		(214,208,125.84)
1340		(214,208,125.84)
GASB 34 CONVERSION		(214,208,125.84)
750200		(28,156,753.01)
CAPITAL OUTLAY-LAND		(28,156,753.01)
750500		(107,470,894.73)
CAPITAL OUTLAY-INTANGIBLES		(107,470,894.73)
750800		(78,580,478.10)
MAJOR PROJECTS		(78,580,478.10)
400		2,354,591.15
LOCAL CAPITAL PROJECTS		2,354,591.15
1400		2,354,591.15
LOCAL CAPITAL PROJECTS		2,354,591.15
730320		14,342.07
IT HARDWARE		14,342.07
730330		3,000.00
IT SOFTWARE		3,000.00
740110		13,761.00
IT SOFTWARE MAINTENANCE		13,761.00
740512		63,754.00
PROFESSIONAL SERVICES		63,754.00
740628		18,040.00
TELEPHONE-FIBER OPTIC-RESTRICTED		18,040.00
740662		2,026,442.88
LEASE TO PURCHASE		2,026,442.88
750200		8,161.79
CAPITAL OUTLAY-LAND		8,161.79
750300		(82.99)
CAPITAL OUTLAY-BUILDING		(82.99)
750400		11,479.10
CAPITAL OUTLAY-FURNITURE FIXTURES AND EQUIPMENT		11,479.10
750800		195,693.30
MAJOR PROJECTS		195,693.30
1903		1,974,504.26
CAPITAL ROAD PROJECTS		1,974,504.26
730190		483,621.32
ROAD MATERIALS		483,621.32
730200		118,792.43
CRUSHED CONCRETE/REJECT		118,792.43
740512		5,213.62
PROFESSIONAL SERVICES		5,213.62
750200		91,918.00
CAPITAL OUTLAY-LAND		91,918.00
750800		1,274,958.89
MAJOR PROJECTS		1,274,958.89
405		4,234,053.07
C/P ROAD BONDS 2016A		4,234,053.07
1903		4,234,053.07
CAPITAL ROAD PROJECTS		4,234,053.07



740512	
PROFESSIONAL SERVICES	3,600.00
740650	3,600.00
SIGN AND SIGNAL MAINTENANCE	18,090.00
750200	18,090.00
CAPITAL OUTLAY-LAND	372,181.00
750800	372,181.00
MAJOR PROJECTS	3,840,182.07
9100	3,840,182.07
COMMISSIONER PRECINCT 1	30,306.94
740512	30,306.94
PROFESSIONAL SERVICES	30,306.94
106	30,306.94
C/P ROAD BONDS 2018	1,625,772.10
1903	1,625,772.10
CAPITAL ROAD PROJECTS	1,625,772.10
730190	698,146.49
ROAD MATERIALS	698,146.49
740512	253.39
PROFESSIONAL SERVICES	253.39
740650	1,150.00
SIGN AND SIGNAL MAINTENANCE	1,150.00
750800	926,222.22
MAJOR PROJECTS	926,222.22
107	(532,414.33)
C/P ROAD BONDS 2018B	(532,414.33)
1903	(532,414.33)
CAPITAL ROAD PROJECTS	(532,414.33)
750200	(1,814.00)
CAPITAL OUTLAY-LAND	(1,814.00)
750800	(530,600.33)
MAJOR PROJECTS	(530,600.33)
108	(595,749.98)
C/P SHERIFF'S PROJECTS	(595,749.98)
1408	595,749.98
SHERIFF PROJECTS	595,749.98
750200	10,000.00
CAPITAL OUTLAY-LAND	10,000.00
750800	585,749.98
MAJOR PROJECTS	585,749.98
109	8,757,396.56
SELF-INSURANCE	8,757,396.56
2200	129.21
RISK MANAGEMENT	129.21
740962	24.36
EMPLOYEE ASSISTANCE PROGRAM FEES	24.36
740964	104.85
PREFERRED PROVIDER ORGANIZATION FEES	104.85
2201	8,757,267.35
SELF-INSURANCE	8,757,267.35
730100	180.46
OFFICE SUPPLIES	180.46
730330	136,460.00
IT SOFTWARE	136,460.00

740120		5,603,961.54
MEDICAL SERVICES		5,603,961.54
740130		854,537.02
PHYSICIAN SERVICES		854,537.02
740190		714,718.70
RX CLAIMS		714,718.70
740512		36.00
PROFESSIONAL SERVICES		36.00
740660		1,749.99
EQUIPMENT RENTAL		1,749.99
740710		188,920.09
ADMINISTRATIVE CHARGES		188,920.09
740740		5,003.86
BANK SERVICE CHARGES		5,003.86
740940		557,221.14
INSURANCE PREMIUMS		557,221.14
740960		52,621.80
PRE-CERTIFICATION/ UTILIZATION REVIEW FEES		52,621.80
740962		16,160.83
EMPLOYEE ASSISTANCE PROGRAM FEES		16,160.83
740964		92,780.60
PREFERRED PROVIDER ORGANIZATION FEES		92,780.60
740968		532,915.32
STOP LOSS PREMIUMS		532,915.32
501		305,641.76
WORKERS' COMPENSATION		305,641.76
2203		305,641.76
WORKERS COMPENSATION		305,641.76
740120		290,645.76
MEDICAL SERVICES		290,645.76
740700		14,996.00
INSURANCE/BOND PREMIUMS		14,996.00
502		310,211.61
PROPERTY/CASUALTY		310,211.61
2202		310,211.61
PROPERTY/CASUALTY		310,211.61
740700		14,653.00
INSURANCE/BOND PREMIUMS		14,653.00
740710		243,912.18
ADMINISTRATIVE CHARGES		243,912.18
740930		37,787.00
DAMAGE REPAIRS		37,787.00
740940		32,128.08
INSURANCE PREMIUMS		32,128.08
740950		500.00
BONDS-NOTARIES		500.00
740952		(18,768.65)
BONDS-SURETY		(18,768.65)
999		1,011,969.78
DEFAULT ZONE FUND		1,011,969.78
1903		1,011,969.78
CAPITAL ROAD PROJECTS		1,011,969.78
730180		8,309.00
CULVERTS		8,309.00

730190	
ROAD MATERIALS	
740512	12,392.13
PROFESSIONAL SERVICES	12,392.13
740650	(19,240.00)
SIGN AND SIGNAL MAINTENANCE	(19,240.00)
750200	
CAPITAL OUTLAY-LAND	
750800	1,010,508.65
MAJOR PROJECTS	1,010,508.65
(blank)	
(blank)	
(blank)	
(blank)	
(blank)	
421	42,680.34
ROAD BOND-CLEARING FUND 421	42,680.34
1903	42,680.34
CAPITAL ROAD PROJECTS	42,680.34
750200	9,605.77
CAPITAL OUTLAY-LAND	9,605.77
750300	33,074.57
CAPITAL OUTLAY-BUILDING	33,074.57
750800	
MAJOR PROJECTS	



**Montgomery County, Texas**  
**Office of the County Auditor**  
501 North Thompson, Suite 205, Conroe, Texas 77301  
P. O. Box 539, Conroe, Texas 77305

Rakesh Pandey, CPA  
County Auditor

Angela H. Blocker  
1<sup>st</sup> Assistant County Auditor

January 12, 2021

**TO:** Commissioners Court

**FROM:** Rakesh Pandey, CPA *RP*  
County Auditor

**RE:** Chapter 59 Asset Forfeiture Report

The following Montgomery County law agencies have submitted asset forfeiture reports as required by Chapter 59 of the Code of Criminal Procedure. Copies are attached for recording into the record of this court.

Constable Pct 1  
Constable Pct 2  
Constable Pct 3  
Constable Pct 4  
Constable Pct 5  
District Attorney  
Fire Marshal

If you have any questions regarding any of these reports, please don't hesitate to ask.

RP/gkg

Attachments



# KEN PAXTON

## ATTORNEY GENERAL *of* TEXAS

### CHAPTER 59 ASSET FORFEITURE REPORT BY LAW ENFORCEMENT AGENCY

## Agency Information

---

### Agency Information

---

Year: 2020	Agency Name: <u>Montgomery</u> <u>County Constable</u> <u>Precinct 1</u>
Agency Mailing Street: 115 Business Park	City: Willis
ZIP: 77378	State: TX
County: Montgomery	Phone Number: (936) 539-7821
Agency Fiscal Beginning Month: October	Agency Fiscal Ending Month: September

## I. Seized Funds

---

**Do not include federal seizures and/or forfeitures on this form. This form is only for those seizures and/or forfeitures made pursuant to Chapter 59 of the Texas Code of Criminal Procedure.**

### **Seized Funds Pursuant to Chapter 59**

*Funds that have been seized but have not yet been awarded/forfeited to your agency by the judicial system.*

A) Beginning Balance: \$0.00

### **B) Seizures During Reporting Period**

*Include only those seizures which occurred during the reporting period and where the seizure affidavit required by Article 59.03 is sworn to by a peace officer employed by your agency (E.G. seizing officer's affidavit).*

1) Amount seized and retained  
in your agency's custody: \$0.00

2) Amount seized and transferred to the District Attorney pending forfeiture: \$0.00

3) Total Seizures - This field will be auto-calculated when you SAVE or switch sections: \$0.00

C) Interest Earned on Seized Funds During Reporting Period: \$0.00

D) Amount Returned to Defendants/Respondents: \$0.00

E) Amount Transferred to Forfeiture Account: \$0.00

F) Other Reconciliation Items (Must provide detail in box below): \$0.00

Description:

G) Ending Balance - This field will be auto-calculated when you SAVE or switch sections: \$0.00

Ending Balance - Mailed Form:

## II. Forfeited Funds & Other Court Awards

---

### **Forfeited Funds and Other Court Awards Pursuant to Chapter 59**

*Funds awarded to your agency by the judicial system and which are available to spend.*

A) Beginning Balance: \$9,814.35

B) Amount Forfeited to and Received by Reporting Agency (Including Interest) During Reporting Period: \$0.00

C) Interest Earned on Forfeited  
Funds During Reporting Period: \$252.39

D) Amount Awarded Pursuant  
to 59.022: \$0.00

E) Amount Awarded Pursuant  
to 59.023: \$0.00

F) Proceeds Received by Your  
Agency From Sale of Forfeited  
Property: \$16,066.61

G) Amount Returned to Crime  
Victims: \$0.00

H) Other Reconciliation Items  
(Must provide detail in box  
below): \$0.00

Description:

I) Total Expenditures of  
Forfeited Funds During  
Reporting Period. This field will  
be auto-calculated once  
section VI has been completed  
and you save or switch  
sections.: \$3,977.40

J) Ending Balance - This field  
will be auto-calculated when  
you SAVE or switch sections.: \$22,155.95

I) Total Expenditure from  
Mailed Form:

J) Ending Balance from Mailed  
Form:

### III. Other Property

---

### Other Property

List the number of items seized for each category. Include only those seizures where a seizure is made by a peace officer employed by your agency. If property is sold, list under "Proceeds Received by Your Agency From Sale of Forfeited Property" in Section II (F) in the reporting year in which the proceeds are received. Please note - this should be a number not a currency amount. Example 4 cars seized, 3 cars forfeited and 0 cars put into use.

#### A) Motor Vehicles (Include cars, motorcycles, tractor trailers, etc.)

- 1) Seized: 0
- 2) Forfeited to Agency: 0
- 3) Returned to Defendants/Respondents: 0
- 4) Put into use by Agency: 0

#### B) Real Property (Count each parcel seized as one item)

- 1) Seized: 0
- 2) Forfeited to Agency: 0
- 3) Returned to Defendants/Respondents: 0
- 4) Put into use by Agency: 0

#### C) Computers (Include computer and attached system components, such as printers and monitors, as one item)

Please note - this should be a number not a currency amount. For example, 4 computers seized, 3 computers forfeited and 0 computers put into use.

- 1) Seized: 0
- 2) Forfeited to Agency: 0
- 3) Returned to Defendants/Respondents: 0
- 4) Put into use by Agency: 0

#### D) Firearms (Include only firearms seized for forfeiture under Chapter 59. Do not include weapons disposed under Chapter 18)

Please note - this should be a number not a currency amount. For example, 4 firearms seized, 3 firearms forfeited, 0 firearms put into use.

- 1) Seized: 0
- 2) Forfeited to Agency: 0
- 3) Returned to Defendants/Respondents: 0
- 4) Put into use by Agency: 0

#### E) Other Property

Please note - this should be a number not a currency amount. For example, 4 lots of tools seized, 3 lots of tools forfeited, 0 lots of tools put into use.

Description	Seized	Forfeited To Agency	Returned to Defendants/Respondents	Put into use by Agency
-------------	--------	---------------------	------------------------------------	------------------------



## IV. Forfeited Property Received

---

### **Forfeited Property Received From Another Agency**

*Enter the total number of items transferred to your agency where the forfeiture judgment awarded ownership of the property to another agency prior to the transfer.*

A) Motor Vehicles: 0

B) Real Property: 0

C) Computers: 0

D) Firearms: 0

E) Other: 0

## V. Forfeited Property Transferred/Loaned

---

### **Forfeited Property Transferred or Loaned to Another Agency**

*Enter the total number of items transferred or loaned from your agency where the forfeiture judgment awarded ownership of the property to your agency prior to the transfer.*

A) Motor Vehicles: 0

B) Real Property: 0

C) Computers: 0

D) Firearms: 0

E) Other: 0

## VI. Expenditures: A - D

---

### A) Salaries

1) Increase of Salary, Expense  
or Allowance for Employees \$0.00  
(Salary Supplements):

2) Salary Budgeted Solely  
From Forfeited Funds: \$0.00

3) Number of Employees Paid  
Using Forfeiture Funds: 0

4) TOTAL SALARIES PAID  
OUT OF CHAPTER 59 \$0.00  
FUNDS:

Total Salaries from Mailed  
Form:

### B) Overtime

1) For Employees Budgeted by  
Governing Body: \$0.00

2) For Employees Budgeted  
Solely out of Forfeiture Funds: \$0.00

3) Number of Employees Paid  
Using Forfeiture Funds: 0

4) TOTAL OVERTIME PAID  
OUT OF CHAPTER 59 \$0.00  
FUNDS:

Total Overtime from Mailed  
Form:

### C) Equipment

1) Vehicles: \$0.00

2) Computers: \$0.00

3) Firearms, Protective Body  
Armor, Personal Equipment: \$0.00

4) Furniture: \$0.00

5) Software: \$0.00

6) Maintenance Costs: \$0.00

7) Uniforms: \$0.00  
8) K9 Related Costs: \$0.00  
9) Other (Must provide detail in  
box below): \$0.00

Description:

10) TOTAL EQUIPMENT  
PURCHASED WITH \$0.00  
CHAPTER 59 FUNDS:

Total Equipment from Mailed  
Form:

#### **D) Supplies**

1) Office Supplies: \$0.00  
2) Mobile Phone and Data  
Account Fees: \$0.00  
3) Internet: \$0.00  
4) Other (Must provide detail in  
box below): \$0.00

Description:

5) TOTAL SUPPLIES  
PURCHASED WITH \$0.00  
CHAPTER 59 FUNDS:

Total Supplies from Mailed  
Form:

## **VI. Expenditures: E**

---

#### **E) Travel**

##### **1) In State Travel**

a) Transportation: \$0.00  
b) Meals & Lodging: \$0.00  
c) Mileage: \$0.00

d) Incidental Expenses: \$0.00

e) Total In State Travel: \$0.00

Total In State Travel from  
Mailed Form:

## 2) Out of State Travel

a) Transportation: \$0.00

b) Meals & Lodging: \$0.00

c) Mileage: \$0.00

d) Incidental Expenses: \$0.00

e) Total Out of State Travel: \$0.00

Total Out of State Travel from  
Mailed Form:

## 3) Total Travel Paid Out of Chapter 59 Funds

Total Travel Paid Out of  
Chapter 59 Funds: \$0.00

Total Travel from Mailed Form:

# VI. Expenditures: F - G

---

## F) Training

1) Fees (Conferences,  
Seminars): \$3,030.00

2) Materials (Books, CDs,  
Videos, etc.): \$947.40

3) Other (Must provide detail in  
box below): \$0.00

Description:

4) TOTAL TRAINING PAID  
OUT OF CHAPTER 59 FUNDS: \$3,977.40

Total Training from Mailed  
Form:

**G) Investigative Costs**

- 1) Informant Costs: \$0.00
- 2) Buy Money: \$0.00
- 3) Lab Expenses: \$0.00
- 4) Other (Must provide detail in  
box below): \$0.00

Description:

5) TOTAL INVESTIGATIVE  
COSTS PAID OUT OF \$0.00  
CHAPTER 59 FUNDS:

Total Investigative Costs from  
Mailed Form:

## VI. Expenditures: H - N

---

**H) Prevention / Treatment Programs / Financial Assistance / Donation**

- 1) Total Prevention/Treatment  
Programs (pursuant to 59.06 \$0.00  
(d-3(6)), (h), (j) ):
- 2) Total Financial Assistance  
(pursuant to Articles 59.06 (n) \$0.00  
and (o) ):
- 3) Total Donations (pursuant to \$0.00  
Articles 59.06 (d-2)):
- 4) Total scholarships to  
children of officers killed in the \$0.00  
line of duty (pursuant to Article  
59.06 (r)):

5) TOTAL  
PREVENTION/TREATMENT  
PROGRAMS/FINANCIAL  
ASSISTANCE/DONATIONS  
(Pursuant to Articles 59.06 \$0.00  
(d-3(6)), (h), (j), (n), (o), (d-2),

(r)) - This field will be  
auto-calculated when you  
SAVE or switch sections:

Total  
PREVENTION/TREATMENT  
PROGRAMS/FINANCIAL  
ASSISTANCE/DONATIONS  
from Mailed Form:

**I) Facility Costs**

- 1) Building Purchase: \$0.00
- 2) Lease Payments: \$0.00
- 3) Remodeling: \$0.00
- 4) Maintenance Costs: \$0.00
- 5) Utilities: \$0.00
- 6) Other (Must provide detail in  
box below): \$0.00

Description:

7) TOTAL FACILITY COSTS  
PAID OUT OF CHAPTER 59  
FUNDS: \$0.00

Total Facility Costs from  
Mailed Form:

**J) Miscellaneous Fees**

- 1) Court Costs: \$0.00
- 2) Filing Fees: \$0.00
- 3) Insurance: \$0.00
- 4) Witness Fees (including  
travel and security): \$0.00
- 5) Audit Costs and Fees  
(including audit preparation  
and professional fees): \$0.00
- 6) Other (Must provide detail in  
box below): \$0.00

Description:

7) Total Miscellaneous Fees  
Paid Out of Chapter 59 Funds

\$0.00

- This will be auto-calculated  
when you SAVE or switch  
sections:

Total Miscellaneous Costs  
from Mailed Form:

**K) Paid to State Treasury / General Fund / Health & Human Services Commission**

1) Total paid to State Treasury  
due to lack of local agreement \$0.00  
pursuant to 59.06 (c):

2) Total paid to State Treasury  
due to participating in task \$0.00  
force not established in  
accordance with 59.06 (q)(1):

3) Total paid to General Fund  
pursuant to 59.06 (c-3) (C) \$0.00  
(Texas Department of Public  
Safety only):

4) Total forfeiture funds  
transferred to the Health and \$0.00  
Human Services Commission  
pursuant to 59.06 (p):

5) TOTAL PAID TO STATE  
TREASURY/ GENERAL  
FUND/ HEALTH & HUMAN \$0.00  
SERVICES COMMISSION  
OUT OF CHAPTER 59  
FUNDS:

Total Paid to State  
Treasury/General fund/ Health  
& Human Services  
Commission from Mailed  
Form:

**L) Total Paid to Cooperating Agency(ies) Pursuant to Local Agreement**

TOTAL PAID TO  
COOPERATING  
AGENCY(IES) PURSUANT \$0.00  
TO LOCAL AGREEMENT:

**M) Total Other Expenses Paid Out of Chapter 59 Funds Which Are Not Accounted For In Previous Categories**

TOTAL OTHER EXPENSES  
PAID OUT OF CHAPTER 59  
FUNDS WHICH ARE NOT  
ACCOUNTED FOR IN \$0.00  
PREVIOUS CATEGORIES  
(Must provide detail in box  
below):

Description:

#### N) Total Expenditures

TOTAL EXPENDITURES: \$3,977.40

Total Expenditures from Mailed  
Form:

## Financial Professional Signature

---

*After signing and pressing "Save", using your email address and password account access, and pursuant to the terms of service, you certify that you swear or affirm that the Commissioners Court, City Council or Head of Agency (if no governing body) has requested that you conduct the audit required by Article 59.06 of the Code of Criminal Procedure and that upon diligent inspection of all relevant documents and supporting materials, you believe that the information contained in this report is true and correct to the best of your Knowledge.*

Do you acknowledge the  
above terms : Yes

Typed Name of  
Auditor/Treasurer/Accounting Professional/Preparer:: Gina Guy

Title: General Ledger  
Supervisor

## Head of Agency Certification

---

*After signing and pressing "Submit" using your email address and password account access, and pursuant to the terms of service you swear or affirm, under penalty of perjury, that you have accounted for the seizure, forfeiture, receipt, and specific expenditure of all proceeds and property subject to Chapter 59 of the Code of Criminal Procedure, and that upon diligent inspection of all relevant documents and supporting materials, this asset forfeiture report is true and correct and contains all information required by Article 59.06 of the Code of Criminal Procedure. You further swear or affirm that, to the best of your knowledge, all expenditures reported herein were lawful and proper, and made in accordance with Texas law.*

Do you acknowledge the  
above terms : Yes

Year: 2020



Typed Name of Head of Agency: Philip Cash

Title: Constable

Date: 11/17/2020

Comments:



# KEN PAXTON

## ATTORNEY GENERAL of TEXAS

### CHAPTER 59 ASSET FORFEITURE REPORT BY LAW ENFORCEMENT AGENCY

## Agency Information

---

### Agency Information

Year: 2020

Agency Name: Montgomery  
County Constable  
Precinct 2

Agency Mailing Street:

City: Conroe

130 N. Main

ZIP: 77301

State: TX

County: Montgomery

Phone Number: (936) 539-7854

Agency Fiscal Beginning  
Month: October

Agency Fiscal Ending Month: September

## I. Seized Funds

---

**Do not include federal seizures and/or forfeitures on this form. This form is only for those seizures and/or forfeitures made pursuant to Chapter 59 of the Texas Code of Criminal Procedure.**

### **Seized Funds Pursuant to Chapter 59**

*Funds that have been seized but have not yet been awarded/forfeited to your agency by the judicial system.*

A) Beginning Balance: \$0.00

### **B) Seizures During Reporting Period**

*Include only those seizures which occurred during the reporting period and where the seizure affidavit required by Article 59.03 is sworn to by a peace officer employed by your agency (E.G. seizing officer's affidavit).*

1) Amount seized and retained  
in your agency's custody: \$0.00

2) Amount seized and  
transferred to the District Attorney pending forfeiture: \$0.00

3) Total Seizures - This field  
will be auto-calculated when you SAVE or switch sections: \$0.00

C) Interest Earned on Seized  
Funds During Reporting Period: \$0.00

D) Amount Returned to  
Defendants/Respondents: \$0.00

E) Amount Transferred to  
Forfeiture Account: \$0.00

F) Other Reconciliation Items  
(Must provide detail in box below): \$0.00

Description:

G) Ending Balance - This field  
will be auto-calculated when you SAVE or switch sections: \$0.00

Ending Balance - Mailed Form:

## II. Forfeited Funds & Other Court Awards

---

### Forfeited Funds and Other Court Awards Pursuant to Chapter 59

*Funds awarded to your agency by the judicial system and which are available to spend.*

A) Beginning Balance: \$144,592.71

B) Amount Forfeited to and  
Received by Reporting Agency  
(Including Interest) During  
Reporting Period: \$0.00

C) Interest Earned on Forfeited  
Funds During Reporting  
Period: \$1,790.98

D) Amount Awarded Pursuant  
to 59.022: \$12,284.20

E) Amount Awarded Pursuant  
to 59.023: \$0.00

F) Proceeds Received by Your  
Agency From Sale of Forfeited  
Property: \$0.00

G) Amount Returned to Crime  
Victims: \$0.00

H) Other Reconciliation Items  
(Must provide detail in box  
below): \$0.00

Description:

I) Total Expenditures of  
Forfeited Funds During  
Reporting Period. This field will  
be auto-calculated once  
section VI has been completed  
and you save or switch  
sections.: \$39,149.50

J) Ending Balance - This field  
will be auto-calculated when  
you SAVE or switch sections.: \$119,518.39

I) Total Expenditure from  
Mailed Form:

J) Ending Balance from Mailed  
Form:

### III. Other Property

---

### Other Property

List the number of items seized for each category. Include only those seizures where a seizure is made by a peace officer employed by your agency. If property is sold, list under "Proceeds Received by Your Agency From Sale of Forfeited Property" in Section II (F) in the reporting year in which the proceeds are received. Please note - this should be a number not a currency amount. Example 4 cars seized, 3 cars forfeited and 0 cars put into use.

#### A) Motor Vehicles (Include cars, motorcycles, tractor trailers, etc.)

- 1) Seized: 0
- 2) Forfeited to Agency: 0
- 3) Returned to Defendants/Respondents: 0
- 4) Put into use by Agency: 0

#### B) Real Property (Count each parcel seized as one item)

- 1) Seized: 0
- 2) Forfeited to Agency: 0
- 3) Returned to Defendants/Respondents: 0
- 4) Put into use by Agency: 0

#### C) Computers (Include computer and attached system components, such as printers and monitors, as one item)

Please note - this should be a number not a currency amount. For example, 4 computers seized, 3 computers forfeited and 0 computers put into use.

- 1) Seized: 0
- 2) Forfeited to Agency: 0
- 3) Returned to Defendants/Respondents: 0
- 4) Put into use by Agency: 0

#### D) Firearms (Include only firearms seized for forfeiture under Chapter 59. Do not include weapons disposed under Chapter 18)

Please note - this should be a number not a currency amount. For example, 4 firearms seized, 3 firearms forfeited, 0 firearms put into use.

- 1) Seized: 0
- 2) Forfeited to Agency: 0
- 3) Returned to Defendants/Respondents: 0
- 4) Put into use by Agency: 0

#### E) Other Property

Please note - this should be a number not a currency amount. For example, 4 lots of tools seized, 3 lots of tools forfeited, 0 lots of tools put into use.

Description	Seized	Forfeited To Agency	Returned to Defendants/Respondents	Put into use by Agency
-------------	--------	---------------------	------------------------------------	------------------------

## IV. Forfeited Property Received

---

### **Forfeited Property Received From Another Agency**

*Enter the total number of items transferred to your agency where the forfeiture judgment awarded ownership of the property to another agency prior to the transfer.*

A) Motor Vehicles: 0

B) Real Property: 0

C) Computers: 0

D) Firearms: 0

E) Other: 0

## V. Forfeited Property Transferred/Loaned

---

### **Forfeited Property Transferred or Loaned to Another Agency**

*Enter the total number of items transferred or loaned from your agency where the forfeiture judgment awarded ownership of the property to your agency prior to the transfer.*

A) Motor Vehicles: 0

B) Real Property: 0

C) Computers: 0

D) Firearms: 0

E) Other: 0

## VI. Expenditures: A - D

---

### A) Salaries

1) Increase of Salary, Expense  
or Allowance for Employees \$0.00  
(Salary Supplements):

2) Salary Budgeted Solely \$0.00  
From Forfeited Funds:

3) Number of Employees Paid 0  
Using Forfeiture Funds:

4) TOTAL SALARIES PAID  
OUT OF CHAPTER 59 \$0.00  
FUNDS:

Total Salaries from Mailed  
Form:

### B) Overtime

1) For Employees Budgeted by \$0.00  
Governing Body:

2) For Employees Budgeted \$0.00  
Solely out of Forfeiture Funds:

3) Number of Employees Paid 0  
Using Forfeiture Funds:

4) TOTAL OVERTIME PAID  
OUT OF CHAPTER 59 \$0.00  
FUNDS:

Total Overtime from Mailed  
Form:

### C) Equipment

1) Vehicles: \$37,500.00

2) Computers: \$0.00

3) Firearms, Protective Body \$0.00  
Armor, Personal Equipment:

4) Furniture: \$557.50

5) Software: \$0.00

6) Maintenance Costs: \$0.00

- 7) Uniforms: \$0.00  
8) K9 Related Costs: \$0.00  
9) Other (Must provide detail in  
box below): \$1,092.00

Description:

Code 3 Tech purchase of Portable Breath Testers.

10) TOTAL EQUIPMENT  
PURCHASED WITH \$39,149.50  
CHAPTER 59 FUNDS:

Total Equipment from Mailed  
Form:

#### **D) Supplies**

- 1) Office Supplies: \$0.00  
2) Mobile Phone and Data  
Account Fees: \$0.00  
3) Internet: \$0.00  
4) Other (Must provide detail in  
box below): \$0.00

Description:

5) TOTAL SUPPLIES  
PURCHASED WITH \$0.00  
CHAPTER 59 FUNDS:

Total Supplies from Mailed  
Form:

## **VI. Expenditures: E**

---

#### **E) Travel**

##### **1) In State Travel**

- a) Transportation: \$0.00  
b) Meals & Lodging: \$0.00  
c) Mileage: \$0.00



d) Incidental Expenses: \$0.00

e) Total In State Travel: \$0.00

Total In State Travel from  
Mailed Form:

## 2) Out of State Travel

a) Transportation: \$0.00

b) Meals & Lodging: \$0.00

c) Mileage: \$0.00

d) Incidental Expenses: \$0.00

e) Total Out of State Travel: \$0.00

Total Out of State Travel from  
Mailed Form:

## 3) Total Travel Paid Out of Chapter 59 Funds

Total Travel Paid Out of  
Chapter 59 Funds: \$0.00

Total Travel from Mailed Form:

# VI. Expenditures: F - G

---

## F) Training

1) Fees (Conferences,  
Seminars): \$0.00

2) Materials (Books, CDs,  
Videos, etc.): \$0.00

3) Other (Must provide detail in  
box below): \$0.00

Description:

4) TOTAL TRAINING PAID  
OUT OF CHAPTER 59 \$0.00

**FUNDS:**

Total Training from Mailed  
Form:

**G) Investigative Costs**

- 1) Informant Costs: \$0.00
- 2) Buy Money: \$0.00
- 3) Lab Expenses: \$0.00
- 4) Other (Must provide detail in  
box below): \$0.00

Description:

5) TOTAL INVESTIGATIVE  
COSTS PAID OUT OF  
CHAPTER 59 FUNDS: \$0.00

Total Investigative Costs from  
Mailed Form:

## VI. Expenditures: H - N

---

**H) Prevention / Treatment Programs / Financial Assistance / Donation**

- 1) Total Prevention/Treatment  
Programs (pursuant to 59.06  
(d-3(6), (h), (j) ): \$0.00
- 2) Total Financial Assistance  
(pursuant to Articles 59.06 (n)  
and (o) ): \$0.00
- 3) Total Donations (pursuant to  
Articles 59.06 (d-2)): \$0.00
- 4) Total scholarships to  
children of officers killed in the  
line of duty (pursuant to Article  
59.06 (r)): \$0.00

5) TOTAL  
PREVENTION/TREATMENT  
PROGRAMS/FINANCIAL  
ASSISTANCE/DONATIONS  
(Pursuant to Articles 59.06 \$0.00

(d-3(6)), (h), (j), (n), (o), (d-2),  
(r)) - This field will be  
auto-calculated when you  
SAVE or switch sections:

Total  
PREVENTION/TREATMENT  
PROGRAMS/FINANCIAL  
ASSISTANCE/DONATIONS  
from Mailed Form:

**I) Facility Costs**

- 1) Building Purchase: \$0.00
- 2) Lease Payments: \$0.00
- 3) Remodeling: \$0.00
- 4) Maintenance Costs: \$0.00
- 5) Utilities: \$0.00
- 6) Other (Must provide detail in  
box below): \$0.00

Description:

7) TOTAL FACILITY COSTS  
PAID OUT OF CHAPTER 59 \$0.00  
FUNDS:

Total Facility Costs from  
Mailed Form:

**J) Miscellaneous Fees**

- 1) Court Costs: \$0.00
- 2) Filing Fees: \$0.00
- 3) Insurance: \$0.00
- 4) Witness Fees (including  
travel and security): \$0.00
- 5) Audit Costs and Fees  
(including audit preparation  
and professional fees): \$0.00
- 6) Other (Must provide detail in  
box below): \$0.00

Description:

7) Total Miscellaneous Fees  
Paid Out of Chapter 59 Funds  
- This will be auto-calculated \$0.00

when you SAVE or switch  
sections:

Total Miscellaneous Costs  
from Mailed Form:

**K) Paid to State Treasury / General Fund / Health & Human Services Commission**

1) Total paid to State Treasury  
due to lack of local agreement  
pursuant to 59.06 (c): \$0.00

2) Total paid to State Treasury  
due to participating in task  
force not established in  
accordance with 59.06 (q)(1): \$0.00

3) Total paid to General Fund  
pursuant to 59.06 (c-3) (C)  
(Texas Department of Public  
Safety only): \$0.00

4) Total forfeiture funds  
transferred to the Health and  
Human Services Commission  
pursuant to 59.06 (p): \$0.00

5) TOTAL PAID TO STATE  
TREASURY/ GENERAL  
FUND/ HEALTH & HUMAN  
SERVICES COMMISSION  
OUT OF CHAPTER 59  
FUNDS: \$0.00

Total Paid to State  
Treasury/General fund/ Health  
& Human Services  
Commission from Mailed  
Form:

**L) Total Paid to Cooperating Agency(ies) Pursuant to Local Agreement**

TOTAL PAID TO  
COOPERATING  
AGENCY(IES) PURSUANT  
TO LOCAL AGREEMENT: \$0.00

**M) Total Other Expenses Paid Out of Chapter 59 Funds Which Are Not Accounted For In Previous Categories**

TOTAL OTHER EXPENSES  
PAID OUT OF CHAPTER 59  
FUNDS WHICH ARE NOT  
ACCOUNTED FOR IN \$0.00  
PREVIOUS CATEGORIES  
(Must provide detail in box  
below):

Description:

## N) Total Expenditures

TOTAL EXPENDITURES: \$39,149.50

Total Expenditures from Mailed  
Form:

## Financial Professional Signature

---

*After signing and pressing "Save", using your email address and password account access, and pursuant to the terms of service, you certify that you swear or affirm that the Commissioners Court, City Council or Head of Agency (if no governing body) has requested that you conduct the audit required by Article 59.06 of the Code of Criminal Procedure and that upon diligent inspection of all relevant documents and supporting materials, you believe that the information contained in this report is true and correct to the best of your Knowledge.*

Do you acknowledge the  
above terms : Yes

Typed Name of  
Auditor/Treasurer/Accounting Professional/Preparer:: Gina Guy

Title: General Ledger  
Supervisor

## Head of Agency Certification

---

*After signing and pressing "Submit" using your email address and password account access, and pursuant to the terms of service you swear or affirm, under penalty of perjury, that you have accounted for the seizure, forfeiture, receipt, and specific expenditure of all proceeds and property subject to Chapter 59 of the Code of Criminal Procedure, and that upon diligent inspection of all relevant documents and supporting materials, this asset forfeiture report is true and correct and contains all information required by Article 59.06 of the Code of Criminal Procedure. You further swear or affirm that, to the best of your knowledge, all expenditures reported herein were lawful and proper, and made in accordance with Texas law.*

Do you acknowledge the  
above terms : Yes

Year: 2020

Typed Name of Head of  
Agency:: Gene DeForest

Title: Constable

Date: 12/1/2020

Comments:



# KEN PAXTON

## ATTORNEY GENERAL of TEXAS

### CHAPTER 59 ASSET FORFEITURE REPORT BY LAW ENFORCEMENT AGENCY

## Agency Information

---

### Agency Information

Year: 2020

Agency Name: Montgomery  
County Constable  
Precinct 3

Agency Mailing Street:

City: The Woodlands

1520 Lake Front Circle, Suite 200

ZIP: 77380

State: TX

County: Montgomery

Phone Number: (281) 364-4211

Agency Fiscal Beginning  
Month: October

Agency Fiscal Ending Month: September

## I. Seized Funds

---

**Do not include federal seizures and/or forfeitures on this form. This form is only for those seizures and/or forfeitures made pursuant to Chapter 59 of the Texas Code of Criminal Procedure.**

### **Seized Funds Pursuant to Chapter 59**

*Funds that have been seized but have not yet been awarded/forfeited to your agency by the judicial system.*

A) Beginning Balance:

### **B) Seizures During Reporting Period**

*Include only those seizures which occurred during the reporting period and where the seizure affidavit required by Article 59.03 is sworn to by a peace officer employed by your agency (E.G. seizing officer's affidavit).*

1) Amount seized and retained  
in your agency's custody: \$0.00

2) Amount seized and  
transferred to the District  
Attorney pending forfeiture:

3) Total Seizures - This field  
will be auto-calculated when \$0.00  
you SAVE or switch sections:

C) Interest Earned on Seized  
Funds During Reporting \$0.00  
Period:

D) Amount Returned to  
Defendants/Respondents:

E) Amount Transferred to  
Forfeiture Account:

F) Other Reconciliation Items  
(Must provide detail in box \$0.00  
below):

Description:

G) Ending Balance - This field  
will be auto-calculated when \$0.00  
you SAVE or switch sections:

Ending Balance - Mailed Form:

## II. Forfeited Funds & Other Court Awards

---

### **Forfeited Funds and Other Court Awards Pursuant to Chapter 59**

*Funds awarded to your agency by the judicial system and which are available to spend.*

A) Beginning Balance: \$7,761.57

B) Amount Forfeited to and  
Received by Reporting Agency \$9,885.49  
(Including Interest) During  
Reporting Period:



C) Interest Earned on Forfeited  
Funds During Reporting Period: \$117.38

D) Amount Awarded Pursuant  
to 59.022: \$0.00

E) Amount Awarded Pursuant  
to 59.023: \$0.00

F) Proceeds Received by Your  
Agency From Sale of Forfeited  
Property: \$0.00

G) Amount Returned to Crime  
Victims: \$0.00

H) Other Reconciliation Items  
(Must provide detail in box  
below): \$0.00

Description:

I) Total Expenditures of  
Forfeited Funds During  
Reporting Period. This field will  
be auto-calculated once  
section VI has been completed  
and you save or switch  
sections.: \$5,473.83

J) Ending Balance - This field  
will be auto-calculated when  
you SAVE or switch sections.: \$12,290.61

I) Total Expenditure from  
Mailed Form:

J) Ending Balance from Mailed  
Form:

### III. Other Property

---

### Other Property

List the number of items seized for each category. Include only those seizures where a seizure is made by a peace officer employed by your agency. If property is sold, list under "Proceeds Received by Your Agency From Sale of Forfeited Property" in Section II (F) in the reporting year in which the proceeds are received. Please note - this should be a number not a currency amount. Example 4 cars seized, 3 cars forfeited and 0 cars put into use.

#### A) Motor Vehicles (Include cars, motorcycles, tractor trailers, etc.)

1) Seized: 0  
2) Forfeited to Agency: 1  
3) Returned to Defendants/Respondents: 0  
4) Put into use by Agency: 1

#### B) Real Property (Count each parcel seized as one item)

1) Seized: 0  
2) Forfeited to Agency: 0  
3) Returned to Defendants/Respondents: 0  
4) Put into use by Agency: 0

#### C) Computers (Include computer and attached system components, such as printers and monitors, as one item)

Please note - this should be a number not a currency amount. For example, 4 computers seized, 3 computers forfeited and 0 computers put into use.

1) Seized: 0  
2) Forfeited to Agency: 0  
3) Returned to Defendants/Respondents: 0  
4) Put into use by Agency: 0

#### D) Firearms (Include only firearms seized for forfeiture under Chapter 59. Do not include weapons disposed under Chapter 18)

Please note - this should be a number not a currency amount. For example, 4 firearms seized, 3 firearms forfeited, 0 firearms put into use.

1) Seized: 0  
2) Forfeited to Agency: 0  
3) Returned to Defendants/Respondents: 0  
4) Put into use by Agency: 0

#### E) Other Property

Please note - this should be a number not a currency amount. For example, 4 lots of tools seized, 3 lots of tools forfeited, 0 lots of tools put into use.

Description	Seized	Forfeited To Agency	Returned to Defendants/Respondents	Put into use by Agency
-------------	--------	---------------------	------------------------------------	------------------------

## IV. Forfeited Property Received

---

### **Forfeited Property Received From Another Agency**

*Enter the total number of items transferred to your agency where the forfeiture judgment awarded ownership of the property to another agency prior to the transfer.*

A) Motor Vehicles: 0

B) Real Property: 0

C) Computers: 0

D) Firearms: 0

E) Other: 0

## V. Forfeited Property Transferred/Loaned

---

### **Forfeited Property Transferred or Loaned to Another Agency**

*Enter the total number of items transferred or loaned from your agency where the forfeiture judgment awarded ownership of the property to your agency prior to the transfer.*

A) Motor Vehicles: 0

B) Real Property: 0

C) Computers: 0

D) Firearms: 0

E) Other: 0

## VI. Expenditures: A - D

---

### A) Salaries

1) Increase of Salary, Expense  
or Allowance for Employees \$0.00  
(Salary Supplements):

2) Salary Budgeted Solely \$0.00  
From Forfeited Funds:

3) Number of Employees Paid 0  
Using Forfeiture Funds:

4) TOTAL SALARIES PAID  
OUT OF CHAPTER 59 \$0.00  
FUNDS:

Total Salaries from Mailed  
Form:

### B) Overtime

1) For Employees Budgeted by \$0.00  
Governing Body:

2) For Employees Budgeted \$0.00  
Solely out of Forfeiture Funds:

3) Number of Employees Paid 0  
Using Forfeiture Funds:

4) TOTAL OVERTIME PAID  
OUT OF CHAPTER 59 \$0.00  
FUNDS:

Total Overtime from Mailed  
Form:

### C) Equipment

1) Vehicles: \$0.00

2) Computers: \$0.00

3) Firearms, Protective Body \$0.00  
Armor, Personal Equipment:

4) Furniture: \$0.00

5) Software: \$0.00

6) Maintenance Costs: \$0.00

7) Uniforms: \$0.00  
8) K9 Related Costs: \$0.00  
9) Other (Must provide detail in  
box below): \$1,757.40

Description:

Cable provider

10) TOTAL EQUIPMENT  
PURCHASED WITH \$1,757.40  
CHAPTER 59 FUNDS:

Total Equipment from Mailed  
Form:

#### D) Supplies

1) Office Supplies: \$0.00  
2) Mobile Phone and Data  
Account Fees: \$0.00  
3) Internet: \$0.00  
4) Other (Must provide detail in  
box below): \$1,683.00

Description:

Hand sanitizer

5) TOTAL SUPPLIES  
PURCHASED WITH \$1,683.00  
CHAPTER 59 FUNDS:

Total Supplies from Mailed  
Form:

## VI. Expenditures: E

---

#### E) Travel

##### 1) In State Travel

a) Transportation: \$0.00  
b) Meals & Lodging: \$0.00

- c) Mileage: \$0.00
- d) Incidental Expenses: \$0.00
  
- e) Total In State Travel: \$0.00

Total In State Travel from  
Mailed Form:

## 2) Out of State Travel

- a) Transportation: \$0.00
- b) Meals & Lodging: \$0.00
- c) Mileage: \$0.00
- d) Incidental Expenses: \$0.00
  
- e) Total Out of State Travel: \$0.00

Total Out of State Travel from  
Mailed Form:

## 3) Total Travel Paid Out of Chapter 59 Funds

Total Travel Paid Out of  
Chapter 59 Funds: \$0.00

Total Travel from Mailed Form:

# VI. Expenditures: F - G

---

## F) Training

- 1) Fees (Conferences, Seminars): \$0.00
- 2) Materials (Books, CDs, Videos, etc.): \$0.00
- 3) Other (Must provide detail in box below): \$495.03

Description:

Texas Police Chiefs Association dues

4) TOTAL TRAINING PAID \$495.03  
OUT OF CHAPTER 59  
FUNDS:

Total Training from Mailed  
Form:

**G) Investigative Costs**

1) Informant Costs: \$0.00  
2) Buy Money: \$0.00  
3) Lab Expenses: \$0.00  
4) Other (Must provide detail in  
box below): \$0.00

Description:

5) TOTAL INVESTIGATIVE  
COSTS PAID OUT OF \$0.00  
CHAPTER 59 FUNDS:

Total Investigative Costs from  
Mailed Form:

## **VI. Expenditures: H - N**

---

**H) Prevention / Treatment Programs / Financial Assistance / Donation**

1) Total Prevention/Treatment  
Programs (pursuant to 59.06 \$0.00  
(d-3(6), (h), (j) );  
2) Total Financial Assistance  
(pursuant to Articles 59.06 (n) \$0.00  
and (o) );  
3) Total Donations (pursuant to  
Articles 59.06 (d-2)); \$0.00  
4) Total scholarships to  
children of officers killed in the \$0.00  
line of duty (pursuant to Article  
59.06 (r));

5) TOTAL  
PREVENTION/TREATMENT  
PROGRAMS/FINANCIAL

ASSISTANCE/DONATIONS  
(Pursuant to Articles 59.06  
(d-3(6)), (h), (j), (n), (o), (d-2),  
(r)) - This field will be  
auto-calculated when you  
SAVE or switch sections:

Total  
PREVENTION/TREATMENT  
PROGRAMS/FINANCIAL  
ASSISTANCE/DONATIONS  
from Mailed Form:

**I) Facility Costs**

1) Building Purchase: \$0.00  
2) Lease Payments: \$0.00  
3) Remodeling: \$0.00  
4) Maintenance Costs: \$0.00  
5) Utilities: \$0.00  
6) Other (Must provide detail in  
box below): \$1,538.40

Description:

Storage unit

7) TOTAL FACILITY COSTS  
PAID OUT OF CHAPTER 59  
FUNDS: \$1,538.40

Total Facility Costs from  
Mailed Form:

**J) Miscellaneous Fees**

1) Court Costs: \$0.00  
2) Filing Fees: \$0.00  
3) Insurance: \$0.00  
4) Witness Fees (including  
travel and security): \$0.00  
5) Audit Costs and Fees  
(including audit preparation  
and professional fees): \$0.00  
6) Other (Must provide detail in  
box below): \$0.00

Description:



7) Total Miscellaneous Fees  
Paid Out of Chapter 59 Funds  
- This will be auto-calculated  
when you SAVE or switch  
sections: \$0.00

Total Miscellaneous Costs  
from Mailed Form:

**K) Paid to State Treasury / General Fund / Health & Human Services Commission**

1) Total paid to State Treasury  
due to lack of local agreement  
pursuant to 59.06 (c): \$0.00

2) Total paid to State Treasury  
due to participating in task  
force not established in  
accordance with 59.06 (q)(1): \$0.00

3) Total paid to General Fund  
pursuant to 59.06 (c-3) (C)  
(Texas Department of Public  
Safety only): \$0.00

4) Total forfeiture funds  
transferred to the Health and  
Human Services Commission  
pursuant to 59.06 (p): \$0.00

5) TOTAL PAID TO STATE  
TREASURY/ GENERAL  
FUND/ HEALTH & HUMAN  
SERVICES COMMISSION  
OUT OF CHAPTER 59  
FUNDS: \$0.00

Total Paid to State  
Treasury/General fund/ Health  
& Human Services  
Commission from Mailed  
Form:

**L) Total Paid to Cooperating Agency(ies) Pursuant to Local Agreement**

TOTAL PAID TO  
COOPERATING  
AGENCY(IES) PURSUANT  
TO LOCAL AGREEMENT: \$0.00

**M) Total Other Expenses Paid Out of Chapter 59 Funds Which Are Not Accounted For In Previous Categories**

TOTAL OTHER EXPENSES  
PAID OUT OF CHAPTER 59  
FUNDS WHICH ARE NOT  
ACCOUNTED FOR IN \$0.00  
PREVIOUS CATEGORIES  
(Must provide detail in box  
below):

Description:

#### N) Total Expenditures

TOTAL EXPENDITURES: \$5,473.83

Total Expenditures from Mailed  
Form:

## Financial Professional Signature

---

*After signing and pressing "Save", using your email address and password account access, and pursuant to the terms of service, you certify that you swear or affirm that the Commissioners Court, City Council or Head of Agency (if no governing body) has requested that you conduct the audit required by Article 59.06 of the Code of Criminal Procedure and that upon diligent inspection of all relevant documents and supporting materials, you believe that the information contained in this report is true and correct to the best of your Knowledge.*

Do you acknowledge the  
above terms : Yes

Typed Name of  
Auditor/Treasurer/Accounting Professional/Preparer:: michael atkins

Title: Lieutenant

## Head of Agency Certification

---

*After signing and pressing "Submit" using your email address and password account access, and pursuant to the terms of service you swear or affirm, under penalty of perjury, that you have accounted for the seizure, forfeiture, receipt, and specific expenditure of all proceeds and property subject to Chapter 59 of the Code of Criminal Procedure, and that upon diligent inspection of all relevant documents and supporting materials, this asset forfeiture report is true and correct and contains all information required by Article 59.06 of the Code of Criminal Procedure. You further swear or affirm that, to the best of your knowledge, all expenditures reported herein were lawful and proper, and made in accordance with Texas law.*

Do you acknowledge the  
above terms : Yes


Year: 2020

Typed Name of Head of Agency: Ryan Gable

Title: Constable

Date: 11/25/2020

Comments:



# KEN PAXTON

## ATTORNEY GENERAL *of* TEXAS

### CHAPTER 59 ASSET FORFEITURE REPORT BY LAW ENFORCEMENT AGENCY

## Agency Information

---

### Agency Information

Year: 2020	Agency Name: <u>Montgomery</u> <u>County Constable</u> <u>Precinct 4</u>
Agency Mailing Street: 21130 U.S. Hwy 59 #C	City: New Caney
ZIP: 77357	State: TX
County: Montgomery	Phone Number: (281) 577-8985
Agency Fiscal Beginning Month: October	Agency Fiscal Ending Month: September

## I. Seized Funds

---

**Do not include federal seizures and/or forfeitures on this form. This form is only for those seizures and/or forfeitures made pursuant to Chapter 59 of the Texas Code of Criminal Procedure.**

### **Seized Funds Pursuant to Chapter 59**

*Funds that have been seized but have not yet been awarded/forfeited to your agency by the judicial system.*

A) Beginning Balance:

### **B) Seizures During Reporting Period**

*Include only those seizures which occurred during the reporting period and where the seizure affidavit required by Article 59.03 is sworn to by a peace officer employed by your agency (E.G. seizing officer's affidavit).*

1) Amount seized and retained  
in your agency's custody: \$0.00

2) Amount seized and transferred to the District Attorney pending forfeiture: \$0.00

3) Total Seizures - This field will be auto-calculated when you SAVE or switch sections: \$0.00

C) Interest Earned on Seized Funds During Reporting Period: \$0.00

D) Amount Returned to Defendants/Respondents: \$0.00

E) Amount Transferred to Forfeiture Account: \$0.00

F) Other Reconciliation Items (Must provide detail in box below): \$0.00

Description:

G) Ending Balance - This field will be auto-calculated when you SAVE or switch sections: \$0.00

Ending Balance - Mailed Form:

## II. Forfeited Funds & Other Court Awards

---

### Forfeited Funds and Other Court Awards Pursuant to Chapter 59

*Funds awarded to your agency by the judicial system and which are available to spend.*

A) Beginning Balance: \$56,349.32

B) Amount Forfeited to and Received by Reporting Agency (Including Interest) During Reporting Period: \$219,401.31

C) Interest Earned on Forfeited  
Funds During Reporting  
Period: \$1,200.55

D) Amount Awarded Pursuant  
to 59.022: \$0.00

E) Amount Awarded Pursuant  
to 59.023: \$0.00

F) Proceeds Received by Your  
Agency From Sale of Forfeited  
Property: \$0.00

G) Amount Returned to Crime  
Victims: \$0.00

H) Other Reconciliation Items  
(Must provide detail in box  
below): \$0.00

Description:

I) Total Expenditures of  
Forfeited Funds During  
Reporting Period. This field will  
be auto-calculated once  
section VI has been completed  
and you save or switch  
sections.: \$242,046.80

J) Ending Balance - This field  
will be auto-calculated when  
you SAVE or switch sections.: \$34,904.38

I) Total Expenditure from  
Mailed Form:

J) Ending Balance from Mailed  
Form:

### III. Other Property

---

### Other Property

List the number of items seized for each category. Include only those seizures where a seizure is made by a peace officer employed by your agency. If property is sold, list under "Proceeds Received by Your Agency From Sale of Forfeited Property" in Section II (F) in the reporting year in which the proceeds are received. Please note - this should be a number not a currency amount. Example 4 cars seized, 3 cars forfeited and 0 cars put into use.

#### A) Motor Vehicles (Include cars, motorcycles, tractor trailers, etc.)

1) Seized: 0  
2) Forfeited to Agency: 0  
3) Returned to  
Defendants/Respondents: 0  
4) Put into use by Agency: 0

#### B) Real Property (Count each parcel seized as one item)

1) Seized: 0  
2) Forfeited to Agency: 0  
3) Returned to  
Defendants/Respondents: 0  
4) Put into use by Agency: 0

#### C) Computers (Include computer and attached system components, such as printers and monitors, as one item)

Please note - this should be a number not a currency amount. For example, 4 computers seized, 3 computers forfeited and 0 computers put into use.

1) Seized: 0  
2) Forfeited to Agency: 0  
3) Returned to  
Defendants/Respondents: 0  
4) Put into use by Agency: 0

#### D) Firearms (Include only firearms seized for forfeiture under Chapter 59. Do not include weapons disposed under Chapter 18)

Please note - this should be a number not a currency amount. For example, 4 firearms seized, 3 firearms forfeited, 0 firearms put into use.

1) Seized: 0  
2) Forfeited to Agency: 0  
3) Returned to  
Defendants/Respondents: 0  
4) Put into use by Agency: 0

#### E) Other Property

Please note - this should be a number not a currency amount. For example, 4 lots of tools seized, 3 lots of tools forfeited, 0 lots of tools put into use.

Description	Seized	Forfeited To Agency	Returned to Defendants/Respondents	Put into use by Agency
-------------	--------	---------------------	------------------------------------	------------------------

## IV. Forfeited Property Received

---

### **Forfeited Property Received From Another Agency**

*Enter the total number of items transferred to your agency where the forfeiture judgment awarded ownership of the property to another agency prior to the transfer.*

A) Motor Vehicles: 0

B) Real Property: 0

C) Computers: 0

D) Firearms: 0

E) Other: 0

## V. Forfeited Property Transferred/Loaned

---

### **Forfeited Property Transferred or Loaned to Another Agency**

*Enter the total number of items transferred or loaned from your agency where the forfeiture judgment awarded ownership of the property to your agency prior to the transfer.*

A) Motor Vehicles: 0

B) Real Property: 0

C) Computers: 0

D) Firearms: 0

E) Other: 0



## VI. Expenditures: A - D

---

### A) Salaries

1) Increase of Salary, Expense  
or Allowance for Employees \$0.00  
(Salary Supplements):

2) Salary Budgeted Solely \$0.00  
From Forfeited Funds:

3) Number of Employees Paid 0  
Using Forfeiture Funds:

4) TOTAL SALARIES PAID  
OUT OF CHAPTER 59 \$0.00  
FUNDS:

Total Salaries from Mailed  
Form:

### B) Overtime

1) For Employees Budgeted by \$0.00  
Governing Body:

2) For Employees Budgeted \$0.00  
Solely out of Forfeiture Funds:

3) Number of Employees Paid 0  
Using Forfeiture Funds:

4) TOTAL OVERTIME PAID  
OUT OF CHAPTER 59 \$0.00  
FUNDS:

Total Overtime from Mailed  
Form:

### C) Equipment

1) Vehicles: \$20,000.00

2) Computers: \$0.00

3) Firearms, Protective Body \$7,885.10  
Armor, Personal Equipment:

4) Furniture: \$0.00

5) Software: \$0.00

6) Maintenance Costs: \$18,480.40

7) Uniforms: \$2,703.45

8) K9 Related Costs:

9) Other (Must provide detail in  
box below):

Description:

10) TOTAL EQUIPMENT  
PURCHASED WITH \$49,068.95  
CHAPTER 59 FUNDS:

Total Equipment from Mailed  
Form:

#### **D) Supplies**

1) Office Supplies: \$0.00

2) Mobile Phone and Data  
Account Fees: \$0.00

3) Internet: \$0.00

4) Other (Must provide detail in  
box below): \$0.00

Description:

5) TOTAL SUPPLIES  
PURCHASED WITH \$0.00  
CHAPTER 59 FUNDS:

Total Supplies from Mailed  
Form:

## **VI. Expenditures: E**

---

#### **E) Travel**

##### **1) In State Travel**

a) Transportation: \$0.00

b) Meals & Lodging: \$0.00

c) Mileage: \$0.00

d) Incidental Expenses: \$0.00

e) Total In State Travel: \$0.00

Total In State Travel from  
Mailed Form:

**2) Out of State Travel**

a) Transportation: \$0.00

b) Meals & Lodging: \$0.00

c) Mileage: \$0.00

d) Incidental Expenses: \$0.00

e) Total Out of State Travel: \$0.00

Total Out of State Travel from  
Mailed Form:

**3) Total Travel Paid Out of Chapter 59 Funds**

Total Travel Paid Out of  
Chapter 59 Funds: \$0.00

Total Travel from Mailed Form:

## VI. Expenditures: F - G

---

**F) Training**

1) Fees (Conferences,  
Seminars): \$130.00

2) Materials (Books, CDs,  
Videos, etc.): \$0.00

3) Other (Must provide detail in  
box below): \$0.00

Description:

4) TOTAL TRAINING PAID  
OUT OF CHAPTER 59 \$130.00  
FUNDS:

Total Training from Mailed  
Form:

**G) Investigative Costs**

- 1) Informant Costs: \$0.00
- 2) Buy Money: \$0.00
- 3) Lab Expenses: \$0.00
- 4) Other (Must provide detail in  
box below):

Description:

5) TOTAL INVESTIGATIVE  
COSTS PAID OUT OF  
CHAPTER 59 FUNDS: \$0.00

Total Investigative Costs from  
Mailed Form:

## VI. Expenditures: H - N

---

**H) Prevention / Treatment Programs / Financial Assistance / Donation**

- 1) Total Prevention/Treatment  
Programs (pursuant to 59.06 (d-3(6), (h), (j) ): \$0.00
- 2) Total Financial Assistance  
(pursuant to Articles 59.06 (n) and (o) ): \$0.00
- 3) Total Donations (pursuant to  
Articles 59.06 (d-2)): \$0.00
- 4) Total scholarships to  
children of officers killed in the  
line of duty (pursuant to Article  
59.06 (r)): \$0.00

5) TOTAL  
PREVENTION/TREATMENT  
PROGRAMS/FINANCIAL  
ASSISTANCE/DONATIONS  
(Pursuant to Articles 59.06  
(d-3(6)), (h), (j), (n), (o), (d-2), \$0.00

(r)) - This field will be  
auto-calculated when you  
SAVE or switch sections:

Total  
PREVENTION/TREATMENT  
PROGRAMS/FINANCIAL  
ASSISTANCE/DONATIONS  
from Mailed Form:

**I) Facility Costs**

- 1) Building Purchase: \$0.00
- 2) Lease Payments: \$0.00
- 3) Remodeling: \$0.00
- 4) Maintenance Costs: \$0.00
- 5) Utilities: \$0.00
- 6) Other (Must provide detail in  
box below): \$0.00

Description:

7) TOTAL FACILITY COSTS  
PAID OUT OF CHAPTER 59 \$0.00  
FUNDS:

Total Facility Costs from  
Mailed Form:

**J) Miscellaneous Fees**

- 1) Court Costs: \$0.00
- 2) Filing Fees: \$0.00
- 3) Insurance: \$0.00
- 4) Witness Fees (including  
travel and security): \$0.00
- 5) Audit Costs and Fees  
(including audit preparation \$0.00  
and professional fees):
- 6) Other (Must provide detail in  
box below): \$0.00

Description:

7) Total Miscellaneous Fees  
Paid Out of Chapter 59 Funds

\$0.00

- This will be auto-calculated  
when you SAVE or switch  
sections:

Total Miscellaneous Costs  
from Mailed Form:

**K) Paid to State Treasury / General Fund / Health & Human Services Commission**

1) Total paid to State Treasury  
due to lack of local agreement  
pursuant to 59.06 (c): \$0.00

2) Total paid to State Treasury  
due to participating in task  
force not established in  
accordance with 59.06 (q)(1): \$0.00

3) Total paid to General Fund  
pursuant to 59.06 (c-3) (C)  
(Texas Department of Public  
Safety only): \$0.00

4) Total forfeiture funds  
transferred to the Health and  
Human Services Commission  
pursuant to 59.06 (p): \$0.00

5) TOTAL PAID TO STATE  
TREASURY/ GENERAL  
FUND/ HEALTH & HUMAN  
SERVICES COMMISSION  
OUT OF CHAPTER 59  
FUNDS: \$0.00

Total Paid to State  
Treasury/General fund/ Health  
& Human Services  
Commission from Mailed  
Form:

**L) Total Paid to Cooperating Agency(ies) Pursuant to Local Agreement**

TOTAL PAID TO  
COOPERATING  
AGENCY(IES) PURSUANT  
TO LOCAL AGREEMENT: \$0.00

**M) Total Other Expenses Paid Out of Chapter 59 Funds Which Are Not Accounted For In Previous Categories**

TOTAL OTHER EXPENSES  
PAID OUT OF CHAPTER 59  
FUNDS WHICH ARE NOT  
ACCOUNTED FOR IN \$192,847.85  
PREVIOUS CATEGORIES  
(Must provide detail in box  
below):

Description:

\$300.00 for towing a vehicle

\$192,537.93 was direct deposited into our account by mistake. The direct deposit should have gone to the Montgomery County Sheriff's Dept. We had to write a check to Montgomery County Sheriff's Dept. to give them their funds.

\$9.92 Reimbursement to Montgomery County.

**N) Total Expenditures**

TOTAL EXPENDITURES: \$242,046.80

Total Expenditures from Mailed  
Form:

## Financial Professional Signature

---

*After signing and pressing "Save", using your email address and password account access, and pursuant to the terms of service, you certify that you swear or affirm that the Commissioners Court, City Council or Head of Agency (if no governing body) has requested that you conduct the audit required by Article 59.06 of the Code of Criminal Procedure and that upon diligent inspection of all relevant documents and supporting materials, you believe that the information contained in this report is true and correct to the best of your Knowledge.*

Do you acknowledge the  
above terms : Yes

Typed Name of  
Auditor/Treasurer/Accounting Professional/Preparer:: Gina Guy

Title: General Ledger  
Supervisor

## Head of Agency Certification

---

*After signing and pressing "Submit" using your email address and password account access, and pursuant to the terms of service you swear or affirm, under penalty of perjury, that you have accounted for the seizure, forfeiture, receipt, and specific expenditure of all proceeds and property subject to Chapter 59 of the Code of Criminal Procedure, and that upon diligent inspection of all relevant documents and supporting materials, this asset forfeiture report is true and correct and contains all information required by Article 59.06 of the Code of Criminal Procedure. You further swear or affirm that, to the best of your knowledge, all expenditures reported herein were lawful and proper, and made in accordance with Texas law.*

Do you acknowledge the  
above terms : Yes

Year: 2020

Typed Name of Head of  
Agency:: Kenneth Hayden

Title: Constable

Date: 11/23/2020

Comments:





# KEN PAXTON

## ATTORNEY GENERAL *of* TEXAS

### CHAPTER 59 ASSET FORFEITURE REPORT BY LAW ENFORCEMENT AGENCY

## Agency Information

---

### Agency Information

Year: 2020 Agency Name: Montgomery  
County Constable  
Precinct 5

Agency Mailing Street: City: Magnolia

19100 Unity Park Drive

ZIP: 77355 State: TX

County: Montgomery Phone Number: (281) 259-6493

Agency Fiscal Beginning Month: October Agency Fiscal Ending Month: September

## I. Seized Funds

---

**Do not include federal seizures and/or forfeitures on this form. This form is only for those seizures and/or forfeitures made pursuant to Chapter 59 of the Texas Code of Criminal Procedure.**

### **Seized Funds Pursuant to Chapter 59**

*Funds that have been seized but have not yet been awarded/forfeited to your agency by the judicial system.*

A) Beginning Balance: \$1,800.00

### **B) Seizures During Reporting Period**

*Include only those seizures which occurred during the reporting period and where the seizure affidavit required by Article 59.03 is sworn to by a peace officer employed by your agency (E.G. seizing officer's affidavit).*

1) Amount seized and retained  
in your agency's custody: \$0.00

2) Amount seized and transferred to the District Attorney pending forfeiture: \$1,800.00

3) Total Seizures - This field will be auto-calculated when you SAVE or switch sections: \$1,800.00

C) Interest Earned on Seized Funds During Reporting Period: \$0.00

D) Amount Returned to Defendants/Respondents: \$0.00

E) Amount Transferred to Forfeiture Account: \$0.00

F) Other Reconciliation Items (Must provide detail in box below): \$0.00

Description:

G) Ending Balance - This field will be auto-calculated when you SAVE or switch sections: \$1,800.00

Ending Balance - Mailed Form:

## II. Forfeited Funds & Other Court Awards

---

### **Forfeited Funds and Other Court Awards Pursuant to Chapter 59**

*Funds awarded to your agency by the judicial system and which are available to spend.*

A) Beginning Balance: \$180,239.00

B) Amount Forfeited to and Received by Reporting Agency (Including Interest) During Reporting Period:

C) Interest Earned on Forfeited  
Funds During Reporting  
Period: \$2,239.00

D) Amount Awarded Pursuant  
to 59.022: \$0.00

E) Amount Awarded Pursuant  
to 59.023: \$0.00

F) Proceeds Received by Your  
Agency From Sale of Forfeited  
Property: \$11,220.00

G) Amount Returned to Crime  
Victims: \$0.00

H) Other Reconciliation Items  
(Must provide detail in box  
below): \$0.00

Description:

I) Total Expenditures of  
Forfeited Funds During  
Reporting Period. This field will  
be auto-calculated once  
section VI has been completed  
and you save or switch  
sections.: \$17,463.00

J) Ending Balance - This field  
will be auto-calculated when  
you SAVE or switch sections.: \$176,235.00

I) Total Expenditure from  
Mailed Form:

J) Ending Balance from Mailed  
Form:

### III. Other Property

---

### Other Property

List the number of items seized for each category. Include only those seizures where a seizure is made by a peace officer employed by your agency. If property is sold, list under "Proceeds Received by Your Agency From Sale of Forfeited Property" in Section II (F) in the reporting year in which the proceeds are received. Please note - this should be a number not a currency amount. Example 4 cars seized, 3 cars forfeited and 0 cars put into use.

#### A) Motor Vehicles (Include cars, motorcycles, tractor trailers, etc.)

- 1) Seized: 0
- 2) Forfeited to Agency: 0
- 3) Returned to Defendants/Respondents: 0
- 4) Put into use by Agency: 0

#### B) Real Property (Count each parcel seized as one item)

- 1) Seized: 0
- 2) Forfeited to Agency: 0
- 3) Returned to Defendants/Respondents: 0
- 4) Put into use by Agency: 0

#### C) Computers (Include computer and attached system components, such as printers and monitors, as one item)

Please note - this should be a number not a currency amount. For example, 4 computers seized, 3 computers forfeited and 0 computers put into use.

- 1) Seized: 0
- 2) Forfeited to Agency: 0
- 3) Returned to Defendants/Respondents: 0
- 4) Put into use by Agency: 0

#### D) Firearms (Include only firearms seized for forfeiture under Chapter 59. Do not include weapons disposed under Chapter 18)

Please note - this should be a number not a currency amount. For example, 4 firearms seized, 3 firearms forfeited, 0 firearms put into use.

- 1) Seized: 0
- 2) Forfeited to Agency: 0
- 3) Returned to Defendants/Respondents: 0
- 4) Put into use by Agency: 0

#### E) Other Property

Please note - this should be a number not a currency amount. For example, 4 lots of tools seized, 3 lots of tools forfeited, 0 lots of tools put into use.

Description	Seized	Forfeited To Agency	Returned to Defendants/Respondents	Put into use by Agency
-------------	--------	---------------------	------------------------------------	------------------------

## IV. Forfeited Property Received

---

### **Forfeited Property Received From Another Agency**

*Enter the total number of items transferred to your agency where the forfeiture judgment awarded ownership of the property to another agency prior to the transfer.*

A) Motor Vehicles: 0

B) Real Property: 0

C) Computers: 0

D) Firearms: 0

E) Other: 0

## V. Forfeited Property Transferred/Loaned

---

### **Forfeited Property Transferred or Loaned to Another Agency**

*Enter the total number of items transferred or loaned from your agency where the forfeiture judgment awarded ownership of the property to your agency prior to the transfer.*

A) Motor Vehicles: 0

B) Real Property: 0

C) Computers: 0

D) Firearms: 0

E) Other: 0

## VI. Expenditures: A - D

---

### A) Salaries

- 1) Increase of Salary, Expense  
or Allowance for Employees (Salary Supplements): \$0.00
- 2) Salary Budgeted Solely  
From Forfeited Funds: \$0.00
- 3) Number of Employees Paid  
Using Forfeiture Funds: 0
- 4) TOTAL SALARIES PAID  
OUT OF CHAPTER 59 FUNDS: \$0.00

Total Salaries from Mailed  
Form:

### B) Overtime

- 1) For Employees Budgeted by  
Governing Body: \$0.00
- 2) For Employees Budgeted  
Solely out of Forfeiture Funds: \$0.00
- 3) Number of Employees Paid  
Using Forfeiture Funds: 0
- 4) TOTAL OVERTIME PAID  
OUT OF CHAPTER 59 FUNDS: \$0.00

Total Overtime from Mailed  
Form:

### C) Equipment

- 1) Vehicles: \$7,650.00
- 2) Computers: \$0.00
- 3) Firearms, Protective Body  
Armor, Personal Equipment: \$0.00
- 4) Furniture: \$0.00
- 5) Software: \$0.00
- 6) Maintenance Costs: \$0.00

7) Uniforms: \$0.00  
8) K9 Related Costs: \$0.00  
9) Other (Must provide detail in  
box below): \$2,272.00

Description:

4/2020 - Search Warrant Entry Equipment - Chad Walling

10) TOTAL EQUIPMENT  
PURCHASED WITH \$9,922.00  
CHAPTER 59 FUNDS:

Total Equipment from Mailed  
Form:

#### D) Supplies

1) Office Supplies: \$0.00  
2) Mobile Phone and Data  
Account Fees: \$0.00  
3) Internet: \$0.00  
4) Other (Must provide detail in  
box below): \$2,541.00

Description:

10/2019 - Pomo Magnets and Stickers - Ashton Hedrick

5) TOTAL SUPPLIES  
PURCHASED WITH \$2,541.00  
CHAPTER 59 FUNDS:

Total Supplies from Mailed  
Form:

## VI. Expenditures: E

---

#### E) Travel

##### 1) In State Travel

a) Transportation: \$0.00  
b) Meals & Lodging: \$0.00

- c) Mileage: \$0.00
- d) Incidental Expenses: \$0.00
- e) Total In State Travel: \$0.00

Total In State Travel from  
Mailed Form:

## 2) Out of State Travel

- a) Transportation: \$0.00
- b) Meals & Lodging: \$0.00
- c) Mileage: \$0.00
- d) Incidental Expenses: \$0.00
- e) Total Out of State Travel: \$0.00

Total Out of State Travel from  
Mailed Form:

## 3) Total Travel Paid Out of Chapter 59 Funds

Total Travel Paid Out of  
Chapter 59 Funds: \$0.00

Total Travel from Mailed Form:

# VI. Expenditures: F - G

---

## F) Training

- 1) Fees (Conferences,  
Seminars): \$0.00
- 2) Materials (Books, CDs,  
Videos, etc.): \$0.00
- 3) Other (Must provide detail in  
box below):

Description:

## 4) TOTAL TRAINING PAID



OUT OF CHAPTER 59 FUNDS: \$0.00

Total Training from Mailed Form:

**G) Investigative Costs**

1) Informant Costs: \$0.00

2) Buy Money: \$5,000.00

3) Lab Expenses: \$0.00

4) Other (Must provide detail in box below):

Description:

5) TOTAL INVESTIGATIVE COSTS PAID OUT OF CHAPTER 59 FUNDS: \$5,000.00

Total Investigative Costs from Mailed Form:

## VI. Expenditures: H - N

---

**H) Prevention / Treatment Programs / Financial Assistance / Donation**

1) Total Prevention/Treatment Programs (pursuant to 59.06 (d-3(6), (h), (j)) ): \$0.00

2) Total Financial Assistance (pursuant to Articles 59.06 (n) and (o) ): \$0.00

3) Total Donations (pursuant to Articles 59.06 (d-2)): \$0.00

4) Total scholarships to children of officers killed in the line of duty (pursuant to Article 59.06 (r)): \$0.00

5) TOTAL PREVENTION/TREATMENT PROGRAMS/FINANCIAL ASSISTANCE/DONATIONS

(Pursuant to Articles 59.06 (d-3(6)), (h), (j), (n), (o), (d-2), (r)) - This field will be auto-calculated when you SAVE or switch sections:

Total  
PREVENTION/TREATMENT  
PROGRAMS/FINANCIAL  
ASSISTANCE/DONATIONS  
from Mailed Form:

#### I) Facility Costs

- 1) Building Purchase: \$0.00
- 2) Lease Payments: \$0.00
- 3) Remodeling: \$0.00
- 4) Maintenance Costs: \$0.00
- 5) Utilities: \$0.00
- 6) Other (Must provide detail in box below): \$0.00

Description:

7) TOTAL FACILITY COSTS  
PAID OUT OF CHAPTER 59 FUNDS: \$0.00

Total Facility Costs from  
Mailed Form:

#### J) Miscellaneous Fees

- 1) Court Costs: \$0.00
- 2) Filing Fees: \$0.00
- 3) Insurance: \$0.00
- 4) Witness Fees (including travel and security): \$0.00
- 5) Audit Costs and Fees (including audit preparation and professional fees): \$0.00
- 6) Other (Must provide detail in box below): \$0.00

Description:

7) Total Miscellaneous Fees  
Paid Out of Chapter 59 Funds

- This will be auto-calculated \$0.00  
when you SAVE or switch  
sections:

Total Miscellaneous Costs  
from Mailed Form:

**K) Paid to State Treasury / General Fund / Health & Human Services Commission**

1) Total paid to State Treasury  
due to lack of local agreement \$0.00  
pursuant to 59.06 (c):

2) Total paid to State Treasury  
due to participating in task \$0.00  
force not established in  
accordance with 59.06 (q)(1):

3) Total paid to General Fund  
pursuant to 59.06 (c-3) (C) \$0.00  
(Texas Department of Public  
Safety only):

4) Total forfeiture funds  
transferred to the Health and \$0.00  
Human Services Commission  
pursuant to 59.06 (p):

5) TOTAL PAID TO STATE  
TREASURY/ GENERAL  
FUND/ HEALTH & HUMAN \$0.00  
SERVICES COMMISSION  
OUT OF CHAPTER 59  
FUNDS:

Total Paid to State  
Treasury/General fund/ Health  
& Human Services  
Commission from Mailed  
Form:

**L) Total Paid to Cooperating Agency(ies) Pursuant to Local Agreement**

TOTAL PAID TO  
COOPERATING \$0.00  
AGENCY(IES) PURSUANT  
TO LOCAL AGREEMENT:

**M) Total Other Expenses Paid Out of Chapter 59 Funds Which Are Not Accounted For In Previous Categories**

TOTAL OTHER EXPENSES  
PAID OUT OF CHAPTER 59  
FUNDS WHICH ARE NOT  
ACCOUNTED FOR IN \$0.00  
PREVIOUS CATEGORIES  
(Must provide detail in box  
below):

Description:

#### N) Total Expenditures

TOTAL EXPENDITURES: \$17,463.00

Total Expenditures from Mailed  
Form:

## Financial Professional Signature

---

*After signing and pressing "Save", using your email address and password account access, and pursuant to the terms of service, you certify that you swear or affirm that the Commissioners Court, City Council or Head of Agency (if no governing body) has requested that you conduct the audit required by Article 59.06 of the Code of Criminal Procedure and that upon diligent inspection of all relevant documents and supporting materials, you believe that the information contained in this report is true and correct to the best of your Knowledge.*

Do you acknowledge the  
above terms : Yes

Typed Name of  
Auditor/Treasurer/Accounting Professional/Preparer: Gina Guy

Title: General Ledger  
Supervisor

## Head of Agency Certification

---

*After signing and pressing "Submit" using your email address and password account access, and pursuant to the terms of service you swear or affirm, under penalty of perjury, that you have accounted for the seizure, forfeiture, receipt, and specific expenditure of all proceeds and property subject to Chapter 59 of the Code of Criminal Procedure, and that upon diligent inspection of all relevant documents and supporting materials, this asset forfeiture report is true and correct and contains all information required by Article 59.06 of the Code of Criminal Procedure. You further swear or affirm that, to the best of your knowledge, all expenditures reported herein were lawful and proper, and made in accordance with Texas law.*

Do you acknowledge the  
above terms : Yes

Year: 2020

Typed Name of Head of Agency:: Chris Jones

Title: Constable

Date: 11/19/2020

Comments:



# KEN PAXTON

## ATTORNEY GENERAL of TEXAS

### CHAPTER 59 ASSET FORFEITURE REPORT BY ATTORNEY REPRESENTING THE STATE

## Agency Information

---

### Agency Information

Agency Name: Montgomery  
County District  
Attorney

City: Conroe

State: TX

Phone Number: (936) 539-7800

Agency Fiscal Ending Month: August

Agency Mailing Street:

207 W. Phillips, 2nd Floor

ZIP: 77301

County: Montgomery

Agency Fiscal Beginning  
Month: September

## I. Seized Funds

---

**Do not include federal seizures and/or forfeitures on this form. This form is only for those seizures and/or forfeitures made pursuant to Chapter 59 of the Texas Code of Criminal Procedure.**

### Seized Funds Pursuant to Chapter 59

*Funds that have been seized but have not yet been awarded/forfeited to your agency by the judicial system.*

A) Beginning Seized Funds  
Balance: \$1,656,984.51

### B) Seizures During Reporting Period:

1) Amount seized by  
employees of your agency: \$0.00

2) Amount seized by other agencies: \$423,567.77

C) Total Amount of Forfeiture Petitions Filed for All Agencies You Represent: \$473,048.77

D) Total Amount of Forfeitures Pending for All Agencies You Represent: \$331,671.77

E) Interest Earned on Seized Funds During Reporting Period: \$0.00

F) Amount Returned to Defendants/Respondents: \$31,359.35

G) Amount Transferred to Forfeiture Account: \$0.00

H) Other Reconciliation Items (Must provide detail in box below): \$0.00

Description:

I) Seized Funds Ending Balance - This field will be auto-calculated when you SAVE or switch sections: \$2,049,192.93

Ending Balance-Mailed Form:

## II. Forfeited Funds

---

### **Forfeited Funds and Other Court Awards Pursuant to Chapter 59**

*Funds awarded to your agency by the judicial system and which are available to spend.*

A) Beginning Forfeited Funds Balance: \$595,389.43

**B) Amount Forfeited For All Agencies You Represent and Covered by Local Agreement**

*Enter the total amount forfeited by all forfeiture judgments in your jurisdiction for the reporting year.  
Do not include judgments that are not yet final due to appeal or motions for new trial.  
Include interest that was forfeited as part of the judgment.*

1) Amount Forfeited and  
Transferred to all Agencies Covered by Local Agreement: \$359,228.76

2) Amount Forfeited and  
Received by Your Agency: \$153,962.31

3) Total Amount Forfeited and  
Transferred to all Agencies  
Covered by Local Agreement - \$513,191.07  
This field will be  
auto-calculated when you hit  
save or switch sections:

C) Interest Earned on Forfeited  
Funds During Reporting Period: \$6,639.66

**D) Amount Awarded For All Agencies You Represent Pursuant to 59.022**

*Enter the total amount awarded by the court for costs, forfeitures and money judgments pursuant to Article 59.022*

1) Amount Awarded and  
Transferred to All Agencies Pursuant to 59.022: \$0.00

2) Amount Awarded and  
Received by your agency pursuant to 59.022: \$0.00

3) Total Amount Awarded For  
All Agencies You Represent  
Pursuant to 59.022 - This field  
will be auto-calculated when  
you hit Save or switch  
sections: \$0.00

**E) Amount Awarded For All Agencies You Represent Pursuant to 59.023**

*Enter the total amount awarded by the court on lawsuits for proceeds filed pursuant to Article 59.023*

1) Amount Awarded and  
Transferred to All Agencies Pursuant to 59.023: \$0.00

2) Amount Awarded and  
Received By Your Agency Pursuant to 59.023: \$0.00

3) Total Amount Awarded For



All Agencies You Represent  
Pursuant to 59.023 - This field  
will be auto-calculated when  
you hit Save or switch  
sections: \$0.00

F) Proceeds Received by Your  
Agency From Sale of Forfeited  
Property: \$17,773.27

G) Amount Returned to Crime  
Victims: \$0.00

H) Other Reconciliation Items  
(Must provide detail in box  
below): \$406,039.87

Description:

Amount disbursed to agencies via Pending Account \$396,723.27; Tow fees paid from Pending Account \$831.60; Clerk fees paid from Pending Account \$8,485.

I) Total Expenditures of  
Forfeited Funds During  
Reporting Period - This field  
will be auto-calculated based  
on your answers in the  
Expenditures section: \$819,269.37

J) Forfeited Funds Ending  
Balance (balance will be  
automatically calculated after  
expenditures are entered): \$360,535.17

Total Expenditures from Mailed  
Form:

Ending Balance from Mailed  
Form:

### III. Other Property

---

#### Other Property

List the number of cases filed, pending, or disposed for each category. List as "pending" only cases where a petition was filed. List as "seized" only those seizures where a seizure is made by a peace officer employed by your agency. If

property is sold, list under "Proceeds Received by Your Agency From Sale of Forfeited Property" in Section II (F) in the reporting year in which the proceeds are received. Please note - this should be a number not a currency amount. Example 4 cars seized, 3 cars forfeited and 0 cars put into use.

**A) Motor Vehicles (Include cars, motorcycles, tractor trailers, etc.)**

Please note - this should be a number, not a currency amount. For example, 4 pending, 3 seized, 12 new petitions, etc

- 1) Pending for all agencies at beginning of reporting period: 12
- 2) Seized by your agency during reporting period: 11
- 3) New petitions filed for all agencies during reporting period: 10
- 4) Forfeited to your agency during reporting period: 12
- 5) Put into service by your agency during reporting period: 1
- 6) Pending for all agencies at end of reporting period: 8

**B) Real Property (Count each parcel seized as one item)**

Please note - this should be a number, not a currency amount. For example, 4 pending, 3 seized, 12 new petitions, etc

- 1) Pending for all agencies at beginning of reporting period: 0
- 2) Seized by your agency during reporting period: 1
- 3) New petitions filed for all agencies during reporting period: 1
- 4) Forfeited to your agency during reporting period: 0
- 5) Put into service by your agency during reporting period: 0
- 6) Pending for all agencies at end of reporting period: 1

**C) Computers (Include computer and attached system components, such as printers and monitors, as one item)**

Please note - this should be a number, not a currency amount. For example, 4 pending, 3 seized, 12 new petitions, etc

- 1) Pending for all agencies at beginning of reporting period: 0
- 2) Seized by your agency during reporting period: 0
- 3) New petitions filed for all agencies during reporting period: 0
- 4) Forfeited to your agency during reporting period: 0

5) Put into service by your agency during reporting period: 0

6) Pending for all agencies at end of reporting period: 0

**D) Firearms (Include only firearms seized for forfeiture under Chapter 59. Do not include weapons disposed under Chapter 18)**

*Please note - this should be a number, not a currency amount. For example, 4 pending, 3 seized, 12 new petitions, etc*

1) Pending for all agencies at beginning of reporting period: 0

2) Seized by your agency during reporting period: 0

3) New petitions filed for all agencies during reporting period: 0

4) Forfeited to your agency during reporting period: 0

5) Put into service by your agency during reporting period: 0

6) Pending for all agencies at end of reporting period: 0

**E) Other Property**

*To add a reporting box for each additional item to be itemized, click the "New Other Property DA" button. Please note - this should be a number not a currency amount. For example, 4 pending, 3 seized, 12 new petitions, etc. For each line added, you need to hit the SAVE icon in the Action column.*

Description	Pending For All Agencies (Beginning)	Seized By Your Agency	New Petitions Filed For All Agencies	Forfeited To Agency	Put Into Use by Agency	Pending For All Agencies (End)
Echo Blower; Echo Pole Saw; Homelite Weedeater; Poulan ChainSaw; Stihl Chainsaw; Bostitch Air Nail Gun; Milwaukee Electric Drill; Ryobi Electric Saw Saw; Buffalo Tool Electric Skill Saw; Black Tractor Supply Tool Box; Orange Extension Cord; MacBook Pro	1					
15 pieces of jewelry	0	1	1	0	0	1

## IV. Forfeited Property Received

**Forfeited Property Received From Another Agency**

*Enter the total number of items transferred to your agency where the forfeiture judgment awarded ownership of the property to another agency prior to the transfer.*

A) Motor Vehicles: 0

B) Real Property: 0

C) Computers: 0

D) Firearms: 0

E) Other: 0

## V. Forfeited Property Transferred/Loaned

---

### **Forfeited Property Transferred or Loaned From Another Agency**

*Enter the total number of items transferred or loaned from your agency where the forfeiture judgment awarded ownership of the property to your agency prior to the transfer.*

A) Motor Vehicles: 0

B) Real Property: 0

D) Firearms: 0

C) Computers: 0

E) Other: 0

## VI. Expenditures: A - D

---

### **Expenditures**

*This category is for Chapter 59 expenditures SOLELY for the official purposes of the office of the attorney representing the state - not for expenditures made pursuant to your general budget. List the total amount expended for each of the categories. If proceeds are expended for a category not listed, state the amount and nature of the expenditure under the Other category.*

#### **A) Salaries**

- 1) Increase of Salary, Expense  
or Allowance for Employees  
(Salary Supplements): \$72,322.41
- 2) Salary Budgeted Solely  
From Forfeited Funds: \$152,669.50
- 3) Number of Employees Paid  
Using Forfeiture Funds: 29
- 4) TOTAL SALARIES PAID  
OUT OF CHAPTER 59  
FUNDS - This field will be  
auto-calculated once you hit  
save or switch sections: \$224,991.91

Total Salaries from Mailed  
Form:

#### B) Overtime

- 1) For Employees Budgeted by  
Governing Body: \$0.00
- 2) For Employees Budgeted  
Solely out of Forfeiture Funds: \$0.00
- 3) Number of Employees Paid  
Using Forfeiture Funds: 0
- 4) TOTAL OVERTIME PAID  
OUT OF CHAPTER 59  
FUNDS - This field will be  
auto-calculated once you hit  
save or switch sections: \$0.00

Total Overtime from Mailed  
Form:

#### C) Equipment

- 1) Vehicles: \$53,463.15
- 2) Computers: \$1,378.00
- 3) Firearms, Protective Body  
Armor, Personal Equipment: \$13,561.07
- 4) Furniture: \$6,710.75
- 5) Software: \$6,645.00
- 6) Maintenance Costs: \$0.00
- 7) Uniforms: \$0.00
- 8) K9 Related Costs: \$0.00
- 9) Visual Aid Equipment for  
Litigation: \$3,338.67

10) Other (Must provide detail  
in box below): \$0.00

Description:

11) TOTAL EQUIPMENT  
PURCHASED WITH  
CHAPTER 59 FUNDS - This  
field will be auto-calculated  
once you hit save or switch  
sections: \$85,096.64

Total Equipment from Mailed  
Form:

#### **D) Supplies**

1) Office Supplies: \$17,389.56

2) Mobile Phone and Data  
Account Fees: \$4,874.54

3) Internet: \$0.00

4) Other (Must provide detail in  
box below): \$0.00

Description:

5) TOTAL SUPPLIES  
PURCHASED WITH  
CHAPTER 59 FUNDS - This  
field will be auto-calculated  
once you hit save or switch  
sections: \$22,264.10

Total Supplies from Mailed  
Form:

## **VI. Expenditures: E**

---

#### **E) Travel**

##### **1) In State Travel**

a) Transportation: \$0.00

b) Meals & Lodging: \$10,158.00

- c) Mileage: \$3,000.00
- d) Incidental Expenses: \$0.00
- e) Total In State Travel - This field will be auto-calculated once you hit save or switch sections: \$13,158.00

Total In State Travel from  
Mailed Form:

## 2) Out of State Travel

- a) Transportation: \$212.00
- b) Meals & Lodging: \$0.00
- c) Mileage: \$0.00
- d) Incidental Expenses: \$0.00
- e) Total Out of State Travel: \$212.00

Total In State Travel from  
Mailed Form:

## 3) Total Travel Paid Out of Chapter 59 Funds

Total Travel Paid Out of  
Chapter 59 Funds - This field  
will be auto-calculated once  
you hit save or switch sections: \$13,370.00

Total Travel from Mailed Form:

# VI. Expenditures: F - G

---

## F) Training

- 1) Fees (Conferences, Seminars): \$19,753.77
- 2) Materials (Books, CDs, Videos, etc.): \$11,027.09
- 3) Other (Must provide detail in box below): \$1,500.00

Description:

TBLS Fees \$1,500

4) TOTAL TRAINING PAID  
OUT OF CHAPTER 59  
FUNDS - This field will be \$32,280.86  
auto-calculated once you hit  
save or switch sections:

Total Training from Mailed  
Form:

#### G) Investigative Costs

1) Informant Costs: \$0.00  
2) Buy Money: \$0.00  
3) Lab Expenses: \$9,772.33  
4) Other (Must provide detail in  
box below): \$7,331.60

Description:

Crime Stoppers \$6,500; Tow Fees \$831.60

5) TOTAL INVESTIGATIVE  
COSTS PAID OUT OF  
CHAPTER 59 FUNDS - This \$17,103.93  
field will be auto-calculated  
once you hit save or switch  
sections:

Total Investigative Costs from  
Mailed Form:

## VI. Expenditures: H - N

---

#### H) Prevention / Treatment Programs / Financial Assistance / Donation

1) Total Prevention/Treatment  
Programs (pursuant to 59.06 \$0.00  
(d-3(6), (h), (j) ):  
2) Total Financial Assistance  
(pursuant to Articles 59.06 (n) \$0.00  
and (o) ):  
3) Total Donations (pursuant to



Articles 59.06 (d-2)): \$0.00

4) TOTAL  
PREVENTION/TREATMENT  
PROGRAMS/FINANCIAL  
ASSISTANCE/DONATIONS  
(pursuant to Articles 59.06 \$0.00  
(d-3(6)), (h), (j), (n), (o), (d-2)) -  
This field will be  
auto-calculated once you hit  
save or switch sections:

Total  
PREVENTION/TREATMENT  
PROGRAMS/FINANCIAL  
ASSISTANCE/DONATIONS  
from Mailed Form:

#### I) Facility Costs

- 1) Building Purchase: \$0.00
- 2) Lease Payments: \$0.00
- 3) Remodeling: \$0.00
- 4) Maintenance Costs: \$0.00
- 5) Utilities: \$0.00
- 6) Other (Must provide detail in  
box below): \$0.00

Description:

7) TOTAL FACILITY COSTS  
PAID OUT OF CHAPTER 59  
FUNDS - This field will be \$0.00  
auto-calculated once you hit  
save or switch sections:

Total Investigative Costs from  
Mailed Form:

#### J) Miscellaneous Fees

- 1) Court Costs: \$8,485.00
- 2) Filing Fees: \$0.00
- 3) Insurance: \$0.00
- 4) Witness Fees (including  
travel and security): \$0.00
- 5) Audit Costs and Fees  
(including audit preparation \$0.00  
and professional fees):

Commission from Mailed  
Form:

**L) Total Paid to Cooperating Agency(ies) Pursuant to Local Agreement**

TOTAL PAID TO  
COOPERATING  
AGENCY(IES) PURSUANT \$396,723.27  
TO LOCAL AGREEMENT:

**M) Total Other Expenses Paid Out of Chapter 59 Funds Which Are Not Accounted For In Previous Categories**

TOTAL OTHER EXPENSES  
PAID OUT OF CHAPTER 59  
FUNDS WHICH ARE NOT  
ACCOUNTED FOR IN \$0.00  
PREVIOUS CATEGORIES  
(Must provide detail in box  
below):

Description:

**N) Total Expenditures**

TOTAL EXPENDITURES -  
This field will be  
auto-calculated once you hit \$819,269.37  
save or switch sections:

Total Expenditures from Mailed  
Form:

## Financial Professional Certification

*After signing and pressing "Save", using your email address and password account access, and pursuant to the terms of service, you certify that you swear or affirm that the Commissioners Court, City Council or Head of Agency (if no governing body) has requested that you conduct the audit required by Article 59.06 of the Code of Criminal Procedure and that upon diligent inspection of all relevant documents and supporting materials, you believe that the information contained in this report is true and correct to the best of your Knowledge.*

Financial Professional  
Acknowledge Terms: Yes

Typed Name of  
Auditor/Treasurer/Accounting Gina Guy  
Professional/Preparer::

Title: General Ledger  
Supervisor

## Additional Signature Instructions

If you would like to have additional financial professional signatures, please click the "New Financial Professional Signature" button below.

Signature

Title

Date

## Head of Agency Certification

*After signing and pressing "Submit" using your email address and password account access, and pursuant to the terms of service you swear or affirm, under penalty of perjury, that you have accounted for the seizure, forfeiture, receipt, and specific expenditure of all proceeds and property subject to Chapter 59 of the Code of Criminal Procedure, and that upon diligent inspection of all relevant documents and supporting materials, this asset forfeiture report is true and correct and contains all information required by Article 59.06 of the Code of Criminal Procedure. You further swear or affirm that, to the best of your knowledge, all expenditures reported herein were lawful and proper, and made in accordance with Texas law.*

Do you acknowledge the  
above terms: : Yes


Year: 2020

NAME: Michael R. Holley

TITLE: First Assistant  
District Attorney

DATE: 10/22/2020

Comments:



# KEN PAXTON

## ATTORNEY GENERAL *of* TEXAS

### CHAPTER 59 ASSET FORFEITURE REPORT BY LAW ENFORCEMENT AGENCY

## Agency Information

---

### Agency Information

Year: 2020	Agency Name: <u>Montgomery</u> <u>County Fire</u> <u>Marshal</u>
Agency Mailing Street: 501 N Thompson Ste 102	City: Conroe
ZIP: 77301	State: TX
County: Montgomery	Phone Number: (936) 538-8288
Agency Fiscal Beginning Month: October	Agency Fiscal Ending Month: September

## I. Seized Funds

---

**Do not include federal seizures and/or forfeitures on this form. This form is only for those seizures and/or forfeitures made pursuant to Chapter 59 of the Texas Code of Criminal Procedure.**

### **Seized Funds Pursuant to Chapter 59**

*Funds that have been seized but have not yet been awarded/forfeited to your agency by the judicial system.*

A) Beginning Balance: \$0.00

### **B) Seizures During Reporting Period**

*Include only those seizures which occurred during the reporting period and where the seizure affidavit required by Article 59.03 is sworn to by a peace officer employed by your agency (E.G. seizing officer's affidavit).*

1) Amount seized and retained  
in your agency's custody: \$0.00

2) Amount seized and  
transferred to the District \$0.00  
Attorney pending forfeiture:

3) Total Seizures - This field  
will be auto-calculated when \$0.00  
you SAVE or switch sections:

C) Interest Earned on Seized  
Funds During Reporting \$0.00  
Period:

D) Amount Returned to  
Defendants/Respondents: \$0.00

E) Amount Transferred to  
Forfeiture Account: \$0.00

F) Other Reconciliation Items  
(Must provide detail in box \$0.00  
below):

Description:

G) Ending Balance - This field  
will be auto-calculated when \$0.00  
you SAVE or switch sections:

Ending Balance - Mailed Form:

## II. Forfeited Funds & Other Court Awards

---

### Forfeited Funds and Other Court Awards Pursuant to Chapter 59

*Funds awarded to your agency by the judicial system and which are available to spend.*

A) Beginning Balance: \$3,982.38

B) Amount Forfeited to and  
Received by Reporting Agency \$0.00  
(Including Interest) During  
Reporting Period:

C) Interest Earned on Forfeited  
Funds During Reporting  
Period: \$49.86

D) Amount Awarded Pursuant  
to 59.022: \$0.00

E) Amount Awarded Pursuant  
to 59.023: \$0.00

F) Proceeds Received by Your  
Agency From Sale of Forfeited  
Property: \$0.00

G) Amount Returned to Crime  
Victims: \$0.00

H) Other Reconciliation Items  
(Must provide detail in box  
below): \$0.00

Description:

I) Total Expenditures of  
Forfeited Funds During  
Reporting Period. This field will  
be auto-calculated once  
section VI has been completed  
and you save or switch  
sections.: \$75.00

J) Ending Balance - This field  
will be auto-calculated when  
you SAVE or switch sections.: \$3,957.24

I) Total Expenditure from  
Mailed Form:

J) Ending Balance from Mailed  
Form:

### III. Other Property

### Other Property

List the number of items seized for each category. Include only those seizures where a seizure is made by a peace officer employed by your agency. If property is sold, list under "Proceeds Received by Your Agency From Sale of Forfeited Property" in Section II (F) in the reporting year in which the proceeds are received. Please note - this should be a number not a currency amount. Example 4 cars seized, 3 cars forfeited and 0 cars put into use.

#### A) Motor Vehicles (Include cars, motorcycles, tractor trailers, etc.)

1) Seized: 0  
2) Forfeited to Agency: 0  
3) Returned to  
Defendants/Respondents: 0  
4) Put into use by Agency: 0

#### B) Real Property (Count each parcel seized as one item)

1) Seized: 0  
2) Forfeited to Agency: 0  
3) Returned to  
Defendants/Respondents: 0  
4) Put into use by Agency: 0

#### C) Computers (Include computer and attached system components, such as printers and monitors, as one item)

Please note - this should be a number not a currency amount. For example, 4 computers seized, 3 computers forfeited and 0 computers put into use.

1) Seized: 0  
2) Forfeited to Agency: 0  
3) Returned to  
Defendants/Respondents: 0  
4) Put into use by Agency: 0

#### D) Firearms (Include only firearms seized for forfeiture under Chapter 59. Do not include weapons disposed under Chapter 18)

Please note - this should be a number not a currency amount. For example, 4 firearms seized, 3 firearms forfeited, 0 firearms put into use.

1) Seized: 0  
2) Forfeited to Agency: 0  
3) Returned to  
Defendants/Respondents: 0  
4) Put into use by Agency: 0

#### E) Other Property

Please note - this should be a number not a currency amount. For example, 4 lots of tools seized, 3 lots of tools forfeited, 0 lots of tools put into use.

Description	Seized	Forfeited To Agency	Returned to Defendants/Respondents	Put into use by Agency
-------------	--------	---------------------	------------------------------------	------------------------

## IV. Forfeited Property Received

---

### **Forfeited Property Received From Another Agency**

*Enter the total number of items transferred to your agency where the forfeiture judgment awarded ownership of the property to another agency prior to the transfer.*

A) Motor Vehicles: 0

B) Real Property: 0

C) Computers: 0

D) Firearms: 0

E) Other: 0

## V. Forfeited Property Transferred/Loaned

---

### **Forfeited Property Transferred or Loaned to Another Agency**

*Enter the total number of items transferred or loaned from your agency where the forfeiture judgment awarded ownership of the property to your agency prior to the transfer.*

A) Motor Vehicles: 0

B) Real Property: 0

C) Computers: 0

D) Firearms: 0

E) Other: 0



## VI. Expenditures: A - D

---

### A) Salaries

1) Increase of Salary, Expense  
or Allowance for Employees (Salary Supplements): \$0.00

2) Salary Budgeted Solely  
From Forfeited Funds: \$0.00

3) Number of Employees Paid  
Using Forfeiture Funds: 0

4) TOTAL SALARIES PAID  
OUT OF CHAPTER 59 FUNDS: \$0.00

Total Salaries from Mailed  
Form:

### B) Overtime

1) For Employees Budgeted by  
Governing Body: \$0.00

2) For Employees Budgeted  
Solely out of Forfeiture Funds: \$0.00

3) Number of Employees Paid  
Using Forfeiture Funds: 0

4) TOTAL OVERTIME PAID  
OUT OF CHAPTER 59 FUNDS: \$0.00

Total Overtime from Mailed  
Form:

### C) Equipment

1) Vehicles: \$0.00

2) Computers: \$0.00

3) Firearms, Protective Body  
Armor, Personal Equipment: \$0.00

4) Furniture: \$0.00

5) Software: \$0.00

6) Maintenance Costs: \$0.00

7) Uniforms: \$0.00  
8) K9 Related Costs: \$75.00  
9) Other (Must provide detail in  
box below): \$0.00

Description:

10) TOTAL EQUIPMENT  
PURCHASED WITH \$75.00  
CHAPTER 59 FUNDS:

Total Equipment from Mailed  
Form:

#### **D) Supplies**

1) Office Supplies: \$0.00  
2) Mobile Phone and Data  
Account Fees: \$0.00  
3) Internet: \$0.00  
4) Other (Must provide detail in  
box below): \$0.00

Description:

5) TOTAL SUPPLIES  
PURCHASED WITH \$0.00  
CHAPTER 59 FUNDS:

Total Supplies from Mailed  
Form:

## **VI. Expenditures: E**

---

#### **E) Travel**

##### **1) In State Travel**

a) Transportation: \$0.00  
b) Meals & Lodging: \$0.00  
c) Mileage: \$0.00

d) Incidental Expenses: \$0.00

e) Total In State Travel: \$0.00

Total In State Travel from  
Mailed Form:

**2) Out of State Travel**

a) Transportation: \$0.00

b) Meals & Lodging: \$0.00

c) Mileage: \$0.00

d) Incidental Expenses: \$0.00

e) Total Out of State Travel: \$0.00

Total Out of State Travel from  
Mailed Form:

**3) Total Travel Paid Out of Chapter 59 Funds**

Total Travel Paid Out of  
Chapter 59 Funds: \$0.00

Total Travel from Mailed Form:

## **VI. Expenditures: F - G**

---

**F) Training**

1) Fees (Conferences,  
Seminars): \$0.00

2) Materials (Books, CDs,  
Videos, etc.): \$0.00

3) Other (Must provide detail in  
box below): \$0.00

Description:

4) TOTAL TRAINING PAID  
OUT OF CHAPTER 59 \$0.00  
FUNDS:

Total Training from Mailed  
Form:

**G) Investigative Costs**

- 1) Informant Costs: \$0.00
- 2) Buy Money: \$0.00
- 3) Lab Expenses: \$0.00
- 4) Other (Must provide detail in  
box below): \$0.00

Description:

5) TOTAL INVESTIGATIVE  
COSTS PAID OUT OF \$0.00  
CHAPTER 59 FUNDS:

Total Investigative Costs from  
Mailed Form:

## VI. Expenditures: H - N

---

**H) Prevention / Treatment Programs / Financial Assistance / Donation**

- 1) Total Prevention/Treatment  
Programs (pursuant to 59.06 \$0.00  
(d-3(6), (h), (j) ):
- 2) Total Financial Assistance  
(pursuant to Articles 59.06 (n) \$0.00  
and (o) ):
- 3) Total Donations (pursuant to  
Articles 59.06 (d-2)): \$0.00
- 4) Total scholarships to  
children of officers killed in the \$0.00  
line of duty (pursuant to Article  
59.06 (r)):

5) TOTAL  
PREVENTION/TREATMENT  
PROGRAMS/FINANCIAL  
ASSISTANCE/DONATIONS  
(Pursuant to Articles 59.06 \$0.00  
(d-3(6)), (h), (j), (n), (o), (d-2),

(r)) - This field will be  
auto-calculated when you  
SAVE or switch sections:

Total  
PREVENTION/TREATMENT  
PROGRAMS/FINANCIAL  
ASSISTANCE/DONATIONS  
from Mailed Form:

**I) Facility Costs**

- 1) Building Purchase: \$0.00
- 2) Lease Payments: \$0.00
- 3) Remodeling: \$0.00
- 4) Maintenance Costs: \$0.00
- 5) Utilities: \$0.00
- 6) Other (Must provide detail in  
box below): \$0.00

Description:

7) TOTAL FACILITY COSTS  
PAID OUT OF CHAPTER 59  
FUNDS: \$0.00

Total Facility Costs from  
Mailed Form:

**J) Miscellaneous Fees**

- 1) Court Costs: \$0.00
- 2) Filing Fees: \$0.00
- 3) Insurance: \$0.00
- 4) Witness Fees (including  
travel and security): \$0.00
- 5) Audit Costs and Fees  
(including audit preparation  
and professional fees): \$0.00
- 6) Other (Must provide detail in  
box below): \$0.00

Description:

7) Total Miscellaneous Fees  
Paid Out of Chapter 59 Funds

\$0.00

- This will be auto-calculated  
when you SAVE or switch  
sections:

Total Miscellaneous Costs  
from Mailed Form:

**K) Paid to State Treasury / General Fund / Health & Human Services Commission**

1) Total paid to State Treasury  
due to lack of local agreement  
pursuant to 59.06 (c): \$0.00

2) Total paid to State Treasury  
due to participating in task  
force not established in  
accordance with 59.06 (q)(1): \$0.00

3) Total paid to General Fund  
pursuant to 59.06 (c-3) (C)  
(Texas Department of Public  
Safety only): \$0.00

4) Total forfeiture funds  
transferred to the Health and  
Human Services Commission  
pursuant to 59.06 (p): \$0.00

5) TOTAL PAID TO STATE  
TREASURY/ GENERAL  
FUND/ HEALTH & HUMAN  
SERVICES COMMISSION  
OUT OF CHAPTER 59  
FUNDS: \$0.00

Total Paid to State  
Treasury/General fund/ Health  
& Human Services  
Commission from Mailed  
Form:

**L) Total Paid to Cooperating Agency(ies) Pursuant to Local Agreement**

TOTAL PAID TO  
COOPERATING  
AGENCY(IES) PURSUANT  
TO LOCAL AGREEMENT: \$0.00

**M) Total Other Expenses Paid Out of Chapter 59 Funds Which Are Not Accounted For In Previous Categories**

TOTAL OTHER EXPENSES  
PAID OUT OF CHAPTER 59  
FUNDS WHICH ARE NOT  
ACCOUNTED FOR IN \$0.00  
PREVIOUS CATEGORIES  
(Must provide detail in box  
below):

Description:

#### N) Total Expenditures

TOTAL EXPENDITURES: \$75.00

Total Expenditures from Mailed  
Form:

## Financial Professional Signature

---

*After signing and pressing "Save", using your email address and password account access, and pursuant to the terms of service, you certify that you swear or affirm that the Commissioners Court, City Council or Head of Agency (if no governing body) has requested that you conduct the audit required by Article 59.06 of the Code of Criminal Procedure and that upon diligent inspection of all relevant documents and supporting materials, you believe that the information contained in this report is true and correct to the best of your Knowledge.*

Do you acknowledge the  
above terms : Yes

Typed Name of  
Auditor/Treasurer/Accounting Professional/Preparer: Gina Guy

Title: General Ledger  
Supervisor

## Head of Agency Certification

---

*After signing and pressing "Submit" using your email address and password account access, and pursuant to the terms of service you swear or affirm, under penalty of perjury, that you have accounted for the seizure, forfeiture, receipt, and specific expenditure of all proceeds and property subject to Chapter 59 of the Code of Criminal Procedure, and that upon diligent inspection of all relevant documents and supporting materials, this asset forfeiture report is true and correct and contains all information required by Article 59.06 of the Code of Criminal Procedure. You further swear or affirm that, to the best of your knowledge, all expenditures reported herein were lawful and proper, and made in accordance with Texas law.*

Do you acknowledge the  
above terms : Yes

Year: 2020

Typed Name of Head of Agency:: Jimmy Williams

Title: Fire Marshal

Date: 11/19/2020

Comments:





**Montgomery County, Texas**  
**Office of the County Auditor**  
501 North Thompson, Suite 205, Conroe, Texas 77301  
P. O. Box 539, Conroe, Texas 77305

Rakesh Pandey, CPA  
County Auditor


Angela H. Blocker  
1<sup>st</sup> Assistant County Auditor

Date: January 5, 2021  
To: Rakesh Pandey, CPA, County Auditor  
From: Janet Browning, CIA, CFE, Internal Audit Manager *JLB*  
Re: Commissioners Court January 12, 2021 Meeting Submission for Consent Agenda

---

Consider and accept the following completed Audits:

- Inherent Risk Assessment Report, Commissioner Precinct 4



**OFFICE OF COUNTY AUDITOR  
INHERENT RISK ASSESSMENT REPORT**


---

**COMMISSIONER PRECINCT 4  
DECEMBER 9, 2020**

---

**Audit Staff**

Rakesh Pandey, County Auditor, CPA  
Janet Browning, Internal Audit Manager, CIA, CFE  
Starla Terry, Internal Audit Supervisor  
Eric Grove, Internal Audit Lead



**Montgomery County, Texas**  
**Office of the County Auditor**  
501 North Thompson, Suite 205, Conroe, Texas 77301  
P. O. Box 539, Conroe, Texas 77305

Rakesh Pandey  
County Auditor

Angela H. Blocker  
1<sup>st</sup> Assistant County Auditor

Date: January 12, 2021

To: Commissioner's Court

From: Rakesh Pandey, County Auditor, CPA  
Janet Browning, Internal Audit Manager, CIA, CFE

Re: Inherent Risk Assessment Report – Commissioner Precinct 4

---

The Auditor's Office completed a Risk Assessment of Commissioner Precinct 4 in December of 2020. Risk Assessments identify the inherent risks associated with processes and procedures handled within the County offices/departments.

As part of the County Auditor's commitment to ensuring the development of a formal Risk Assessment Program across the County, the results of such efforts will also be included in the development of future annual audit plans. Assessing the risk helps management focus their efforts on identifying and mitigating the highest risk areas. Because management control is not a factor in determining the level of inherent risk, a high degree of inherent risk does not indicate poor management or the absence of controls.

This is the first risk assessment of Commissioner Precinct 4

## **INTRODUCTION TO THE RISK ASSESSMENT REPORT FORMAT**

### **What is Risk Assessment?**

Risk assessment is the systematic process of identifying and evaluating the potential risks that may occur in a business process.

### **How does the Risk Assessment process work?**

The risk assessment process includes three steps: data gathering; identification of business process, risk and controls; and inherent risk rating. In data gathering, Internal Audit ("Audit") collects information about the functional area under review to gain an understanding of its objectives, operations, processes and procedures. Audit identifies the business processes in place, the inherent risks for each business process, and the internal control implemented by management. In the last step, Audit rates the risks identified for the business processes by evaluating them based on risk factors and assigning risk ratings.

### **How are the risk ratings calculated?**

The risks associated with each business process is described and valued based on likelihood and impact. Likelihood is the probability the risk will occur, whereas impact is the severity of consequences resulting from a breakdown in the process and/or controls if the risk were to occur. When evaluating impact, risk factors include Operations (effectiveness and efficiency) and Compliance (laws and regulations).

In order to obtain a risk rating for the business processes, a numeric value is assigned for likelihood and impact. Risk likelihood was rated on a five-level scale from "1" for very low (remote) to "5" for very high and risk impact was rated on a five-level scale from "A" for insignificant to "E" for catastrophic. The values are plotted on the Risk Rating Matrix to determine the risk rating for the individual business processes.

### **How is this report used by the Auditor's Office?**

Audit uses the risk assessment to help develop the audit plan across all County departments. The audit plan will then be tailored to prioritize testing of higher risk areas to ensure proper oversight and review.

### **How can this report be used by County Management?**

This report is intended to help management focus their efforts on identifying and mitigating the highest risk areas. This includes the distribution of personnel, implementation of internal controls, and allocation of budget resources.

## **EXECUTIVE SUMMARY**

### **Purpose**

In fiscal year 2019, The Montgomery County Auditor's Office (MCAO) began transitioning to a risk-based method of internal auditing. Under this method, audit activity is directed toward the higher risk areas first. To determine which County offices/departments pose the greatest risk, Audit ranked key departments based on dollar volume. From this ranking, risk assessments will be performed and the results will be included in the development of future annual audit plans.

Risk assessments address the risks associated with the processes and activities handled by the County office/department under review. It requires Audit to gain an understanding of the business objectives, flow of operations, business processes, inherent risks, and the system of internal controls implemented by management. There are three types of risks typically identified and evaluated during a risk assessment:

- **Inherent Risk** – The risk to an organization in the absence of any actions management might take to alter either the risk's probability or impact (the risks intrinsic to the entity's objectives if no internal controls are implemented).
- **Control Risk** – The risk that management controls are not efficiently designed or effectively implemented, preventing the organization from meeting its objective and protecting its assets.
- **Residual Risk** – The risk that remains after management has responded to the risk by implementing controls.

For County offices/departments, Audit will only be rating the inherent risks during the initial risk assessment. From this, a formal audit plan will be developed which will address the higher risk areas first. It should be noted, a new County-wide ERP system is currently in development and estimated to go into operations in January 2021. Going forward, Audit will update and adjust the audit plan accordingly.

### **Scope**

This risk assessment covered the operations of Commissioner Precinct 4 and was limited to the business processes and controls that were in place during the time the risk assessment was being performed.

This was the first risk assessment of Commissioner Precinct 4. As taken from Commissioner Precinct 4 FY 2020 Adopted Budget, "Our mission is to provide the most efficient, effective and responsible government services delivered with professionalism, integrity and compassion. We will do this while achieving positive results, quality customer service, and a safe community for our citizens."

### Methodology

The risk assessment process was performed in three phases: data gathering; identification of business processes, risks and controls; and risk rating. The following provides a brief overview of each phase:

- Data Gathering – Information collected and analyzed about the County office/department under review in order to gain an understanding of its business objectives and operations.
- Identification of Business Processes, Risks and Controls – Determine what business processes are in place, the internal controls implemented by management to mitigate risks, and the inherent risks associated with the processes.
- Risk Rating – Evaluate the inherent risks and assign risk ratings to the business processes under review.

### High Risk Areas

Audit rated the risks inherent to the business processes handled by Commissioner Precinct 4 on a four-level scale from low to extreme. To provide visibility into the business processes posing the greatest risk to Commissioner Precinct 4, an average risk rating was calculated for each business process. A summary of the average risk ratings for the business processes is presented in graph form on page 10 of this report. The top business process in terms of inherent risk is noted below:

<b>Business Process</b>	<b>Risk Rating</b>
Safety and Health	High

Overall, Commissioner Precinct 4's inherent risk average as a department is moderate (or medium).

Because management control is not a factor in determining the level of inherent risk, a high degree of inherent risk does not indicate poor management or the absence of controls. Assessing the risk level is a method to help management focus their efforts on identifying and mitigating the highest risk areas.

## **DETAILED REPORT**

Audit performed a risk assessment of the inherent risks associated with the Montgomery County Commissioner Precinct 4's operations in the following three phases:

### **Data Gathering**

In order to perform an accurate and thorough risk assessment, the first step was becoming familiar with the nature of the department's business activities. To begin this process, Audit requested, reviewed, and/or analyzed the following documents from Commissioner Precinct 4:

1. Comprehensive Annual Financial Reports FY2019
2. Policies and Procedures:
  - a. Cash Handling
  - b. Fuel Procedures
  - c. Purchasing
3. Information available through the MCTX.Org for Commissioner Precinct 4:
  - a. About Commissioner Metts
  - b. Identification of Facilities (Centers/Parks)
  - c. Current Road and Drainage Projects

In addition to the documents noted above Audit reviewed Texas statutes pertaining to Commissioner Precinct 4, and applicable Local Government Codes.

The opening conference included the Chief of Staff, three Administrative Assistants (each with different primary accounting and/or operations responsibilities), and the Internal Audit Risk Assessment team. Audit provided an initial meeting packet that included a high level explanation of the risk assessment process, the general reporting process, and a timeline of the risk assessment project from beginning to end.

### **Identification of Business Process, Risks and Controls**

#### **Business Process**

A business process can be defined as a group of interrelated activities or tasks that are initiated to accomplish a specific organizational goal. In the context of a risk assessment, business processes include the basic activities used to support operations. Business processes were identified from statutes, local government codes, and available policies and procedures. Audit consulted auditing standards for internal and governmental auditors, as well as technical guidance for implementing risk assessments, as needed.

## Risks and Controls

Inherent risks are those risks that exist in the absence of any actions management might take to mitigate either the risk's probability or impact. In a collaborative exercise with Commissioner Precinct 4, the potential risks and mitigating controls of each business process were identified with a focus on "*what could go wrong in the absence of a control*" resulting in either the failure to meet objectives or in a loss of County funds. Although Audit reviewed controls for reasonableness, the controls were not audited or otherwise validated through audit procedures. Because management control is not a factor in determining the level of inherent risk, a high degree of inherent risk does not indicate poor management or the absence of controls.

The following provides the results of the collaborative exercise between Audit and Commissioner Precinct 4 to identify the inherent risks:

- **Contracting Authority:** May enter into contracts or cooperative agreements with other local governments to accomplish mutually beneficial purposes, with the state for various services, and with private entities for services or supplies. The following chart identifies the sub-processes and the associated inherent risks:

Fees (in a broad sense)	Low
Prohibited Employment of Responsible Governmental Entity Employees (Conflict of Interest)	
Approval Requirement for Counties	Medium

- **Fiscal Operations:** The general business actions taken to implement operational objectives and budgetary policies such as revenues and expenditures. The following chart identifies the sub-processes and the associated inherent risks:

Sale or Lease of Real Property (Maintaining) Certain Land, Housing, or Facilities Acquired from United States Purchasing Procurement Card (P-Card) Inventory Policies and Procedures Work Order Procedures	Low
Record (i.e., recording of non-capitalized assets) Fuel Invoicing Procedures Cash Handling Policy for Deposits Cash Handling Policy for Rentals Fuel Procedures	
Vault Procedures	High



- **Personnel:** Personnel related duties and responsibilities. The following chart identifies the sub-processes and the associated inherent risks:

On-Call Policies and Procedures Timesheet Policies and Procedures	Low
--	-----

- **Road and Bridge:** The construction and maintenance of roads and bridges in the county that are not part of the state highway system. The following chart identifies the sub-processes and the associated inherent risks:

Funding Construction Improvement and Repair of Streets and Municipalities Local Contributions General Authority of Commissioners Court	Low
Powers and Duties of Ex Officio Road Commissioners	Medium

- **Safety and Health:** The general responsibility to ensure the health and safety of the public and employees. The following chart identifies the sub-processes and the associated inherent risks:

Training and Certification (Training)	Low
General Office/Employee Training and Certification (Certification)	Medium
General Public	Extreme

Commissioner Precinct 4's management and staff was very engaging and dedicated to improving all aspects of their processes.

## Inherent Risk Rating

With the cooperation of Commissioner Precinct 4, Audit evaluated the associated risks for each business process by rating the risks based on likelihood and impact. Likelihood is the probability the risk will occur, whereas impact is the severity of consequences resulting from a breakdown in the process and/or controls if the risk were to occur. When evaluating impact, risk factors included the Operations (effectiveness and efficiency) and Compliance (laws and regulations).

Risk likelihood was rated on a five-level scale from very low (remote) to very high and risk impact was rated on a five-level scale from insignificant to catastrophic. The resulting scores were then used to determine the inherent risk ratings for each business process using our Risk Rating Matrix below:

**Risk Rating Matrix**

<b>Risk Impact</b>	<b>Catastrophic (E)</b>	Medium risk	High risk	Extreme risk	Extreme risk	Extreme risk
	<b>Major (D)</b>	Medium risk	Medium risk	High risk	Catastrophic risk	Catastrophic risk
	<b>Significant (C)</b>	Low risk	Medium risk	Medium risk	High risk	Catastrophic risk
	<b>Minor (B)</b>	Low risk	Low risk	Medium risk	Medium risk	High risk
	<b>Insignificant (A)</b>	Low risk	Low risk	Low risk	Low risk	Medium risk
		<b>Very Low (1)</b>	<b>Low (2)</b>	<b>Moderate (3)</b>	<b>High (4)</b>	<b>Very High (5)</b>
		<b>Risk Likelihood</b>				

Inherent Risk is the sum of Likelihood and Impact and represents the risk that an activity would pose if no controls were in place. Using Audit's Risk Rating Matrix, the inherent risk for each business process was rated on a four-level scale as follows:

Inherent Risk Rating	Description
Low	The risk of loss is remote, or if a loss were to occur it would have no impact on the department and/or County
Medium	There is an average risk of loss. If a loss were to occur it would likely have a moderate impact on the department and/or County
High	The activity could potentially result in a significant loss to the department and/or County. However, the resulting loss, while significant, would not threaten the County in the long term.
Extreme	The activity could lead to significant and harmful loss to the department and/or County

### Summary of Results

To provide visibility into the business processes which pose the greatest risk to Commissioner Precinct 4, the following graph depicts the results:

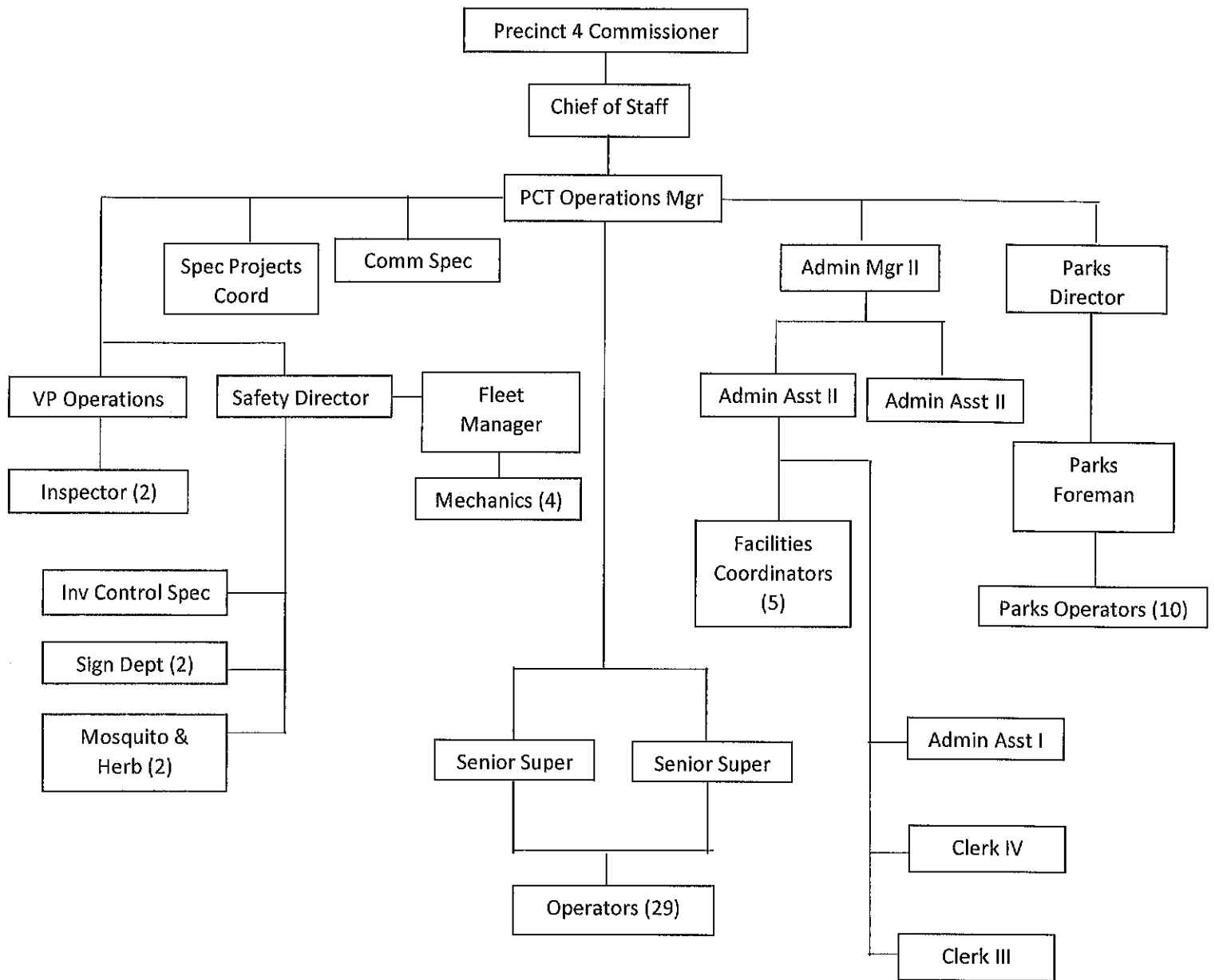
Inherent Risk of Control Failure				
Business Process	Low	Medium	High	Extreme
Contracting Authority				
Fiscal Operation				
Personnel				
Road and Bridge				
Safety and Health				

<b>Commissioner Precinct #4 Inherent Risk Average:</b>	Medium
--	--------

Overall, there is a moderate (medium) risk level of control failure present

Because management control is not a factor in determining the level of inherent risk, a high degree of inherent risk does not indicate poor management or the absence of controls. Assessing the risk level is a method to help management focus their efforts on identifying and mitigating the highest risk areas. A formal audit plan will be developed in the future and will address the risk levels from the initial Risk Assessment. The audit plan will include testing the higher risk areas noted within this report in order to gain assurance of efficient and effective mitigating controls.

## Commissioner Precinct 4 - Organization Chart



**Areas of Potential Concern/Opportunities for Improvement:**

- Precinct 4 identified an opportunity for improvement and, at the close of the assessment, the precinct's Safety Director was working closely with Risk Management and Information Technology to help develop Safety and Health Policies and Procedures for employee training, holding periodic safety meetings, and ensuring training certifications/re-certifications are current.
  - Audit will include a review of the above noted opportunities for improvement in future audits plans



**Montgomery County, Texas**  
**Office of the County Auditor**  
501 North Thompson, Suite 205, Conroe, Texas 77301  
P. O. Box 539, Conroe, Texas 77305

Rakesh Pandey, CPA  
County Auditor

Angela H. Blocker  
1<sup>st</sup> Assistant County Auditor

Date: January 5, 2021  
To: Rakesh Pandey, County Auditor  
From: Starla Terry, Internal Audit Supervisor *CA JTB*  
Re: Commissioners Court January 12, 2020 Meeting Submission for Consent Agenda

---

Consider and accept the following completed audit:

Compliance Audits FY19

- Justice of Peace Pct. 3 – Quarters 3 & 4



**OFFICE OF COUNTY AUDITOR  
INTERNAL AUDIT REPORT**

---

**JUSTICE OF THE PEACE, PRECINCT 3  
3<sup>rd</sup> QTR COMPLIANCE AUDIT FY19**

---

**JUSTICE OF THE PEACE, PRECINCT 3**  
Matt Beasley

**INTERNAL AUDIT STAFF**  
Rakesh Pandey, County Auditor, CPA  
Janet Browning, Internal Audit Manager, CIA, CFE  
Starla Terry, Internal Audit Supervisor  
Tracie Longoria, Internal Audit Assistant



**Montgomery County, Texas**  
**Office of the County Auditor**  
501 North Thompson, Suite 205, Conroe, Texas 77301  
P. O. Box 539, Conroe, Texas 77305

Rakesh Pandey, CPA  
County Auditor

Angela H. Blocker  
1<sup>st</sup> Assistant County Auditor

Date: January 5, 2021

To: Matt Beasley, Justice of the Peace, Precinct 3

From: Starla Terry, Internal Audit Supervisor *ST*

Re: Justice of the Peace, Precinct 3 – 3<sup>rd</sup> Qtr. Compliance Audit FY19

---

The Auditor's Office has completed an audit of the Justice of the Peace, Precinct 3 Monthly reports for April through June 2019.

The objectives of the audit were to ensure compliance with relevant statutes regarding monthly reports.

Attached is the Internal Audit report for the Justice of the Peace, Precinct 3 office.



## **INTRODUCTION**

---

The Montgomery County Auditor's Office has examined a sample of the monthly reports of the Justice of the Peace, Precinct 3 office for the months of April 2019 through June 2019.

## **SCOPE**

---

The scope of the review included Q3 FY19 supporting documentation necessary to verify compliance with certain required Local Government Codes.

## **OBJECTIVES**

---

The objectives of the examination were to verify compliance with submission of the monthly reports, mathematical accuracy of the reports, and to confirm funds collected were deposited with the County Treasurer in a timely manner.

## **METHODOLOGY**

---

To achieve the audit objectives, the Department of Internal Audit performed the following:

- Evaluate whether amounts reported on the monthly fee reports were submitted in compliance with LGC §114.001 General Requirements Applicable to Reports and LGC §114.043 Periodic Report to County Auditor;
- Verify monthly fee reports are mathematically accurate and are therefore approved as submitted in compliance with LGC §115.002 Examination of Books and Reports;
- Verify funds collected were deposited with the County Treasurer in compliance with LGC §113.022 Time for Making Deposits

## **AUDIT RESULTS**

---

- Monthly fee reports were submitted in compliance with LGC §114.001(a) and LGC §114.043
- April and May monthly fee reports were out of compliance with LGC §114.001(b)
- Monthly fee reports reviewed were mathematically accurate and therefore approved as submitted in compliance with LGC §115.002
- Funds collected were deposited with the County Treasurer in compliance with LGC §113.022

**Recommendation:** We recommend filing the monthly reports by the fifth business day after the last day of each month per the LGC §114.001(b) General Requirements Applicable to Reports.

## **CONCLUSION**

---

The report will be submitted to Commissioners Court January 12, 2021. If you have any questions regarding this report, please contact me at (936)-539-7820.



**OFFICE OF COUNTY AUDITOR  
INTERNAL AUDIT REPORT**

---

**JUSTICE OF THE PEACE, PRECINCT 3  
4<sup>th</sup> QTR COMPLIANCE AUDIT FY19**

---

**JUSTICE OF THE PEACE, PRECINCT 3**  
Matt Beasley

**INTERNAL AUDIT STAFF**  
Rakesh Pandey, County Auditor, CPA  
Janet Browning, Internal Audit Manager, CIA, CFE  
Starla Terry, Internal Audit Supervisor  
Tracie Longoria, Internal Audit Assistant




**Montgomery County, Texas**  
**Office of the County Auditor**  
501 North Thompson, Suite 205, Conroe, Texas 77301  
P. O. Box 539, Conroe, Texas 77305

Rakesh Pandey, CPA  
County Auditor

Angela H. Blocker  
1<sup>st</sup> Assistant County Auditor

Date: January 5, 2021

To: Matt Beasley, Justice of the Peace, Precinct 3

From: Starla Terry, Internal Audit Supervisor 

Re: Justice of the Peace, Precinct 3 – 4<sup>th</sup> Qtr. Compliance Audit FY19

---

The Auditor's Office has completed an audit of the Justice of the Peace, Precinct 3 Monthly reports for July through September 2019.

The objectives of the audit were to ensure compliance with relevant statutes regarding monthly reports.

Attached is the Internal Audit report for the Justice of the Peace, Precinct 3 office.

## **INTRODUCTION**

---

The Montgomery County Auditor's Office has examined a sample of the monthly reports of the Justice of the Peace, Precinct 3 office for the months of July 2019 through September 2019.

## **SCOPE**

---

The scope of the review included Q4 FY2019 supporting documentation necessary to verify compliance with certain required Local Government Codes.

## **OBJECTIVES**

---

The objectives of the examination were to verify compliance with submission of the monthly reports, mathematical accuracy of the reports, and to confirm funds collected were deposited with the County Treasurer in a timely manner.

## **METHODOLOGY**

---

To achieve the audit objectives, the Department of Internal Audit performed the following:

- Evaluate whether amounts reported on the monthly fee reports were submitted in compliance with LGC §114.001 General Requirements Applicable to Reports and LGC §114.043 Periodic Report to County Auditor;
- Verify monthly fee reports are mathematically accurate and are therefore approved as submitted in compliance with LGC §115.002 Examination of Books and Reports;
- Verify funds collected were deposited with the County Treasurer in compliance with LGC §113.022 Time for Making Deposits

## **AUDIT RESULTS**

---

- Monthly fee reports were submitted in compliance with LGC §114.001(a) and LGC §114.043
- Monthly fee reports were submitted out of compliance with LGC §114.001(b)
- Monthly fee reports reviewed were mathematically accurate and therefore approved as submitted in compliance with LGC §115.002
- Funds collected were deposited with the County Treasurer in compliance with LGC §113.022

**Recommendation:** We recommend filing the monthly reports by the fifth business day after the last day of each month per the LGC §114.001(b) General Requirements Applicable to Reports.

## **CONCLUSION**

---

The report will be submitted to Commissioners Court January 12, 2021. If you have any questions regarding this report, please contact me at (936)-539-7820.



**Montgomery County, Texas**  
**Office of the County Auditor**  
501 North Thompson, Suite 205, Conroe, Texas 77301  
P. O. Box 539, Conroe, Texas 77305

Rakesh Pandey, CPA  
County Auditor

Angela H. Blocker  
1<sup>st</sup> Assistant County Auditor

Date: January 15, 2021  
To: Rakesh Pandey, County Auditor  
From: Starla Terry, Internal Audit Supervisor *LAJLB*  
Re: Commissioners Court January 26, 2021 Meeting Submission for Consent Agenda

---

Consider and accept the following completed audit:

Compliance Audits FY20

- County Clerk – Quarters 1 & 2



**OFFICE OF COUNTY AUDITOR  
INTERNAL AUDIT REPORT**

---

**COUNTY CLERK  
COMPLIANCE AUDIT QTR 1 FY20**

---

**COUNTY CLERK**  
Mark Turnbull

**INTERNAL AUDIT STAFF**  
Rakesh Pandey, County Auditor, CPA  
Janet Browning, Internal Audit Manager, CIA, CFE  
Starla Terry, Internal Audit Supervisor  
Tracie Longoria, Internal Audit Assistant



**Montgomery County, Texas**  
**Office of the County Auditor**  
501 North Thompson, Suite 205, Conroe, Texas 77301  
P. O. Box 539, Conroe, Texas 77305

Rakesh Pandey, CPA  
County Auditor

Angela H. Blocker  
1<sup>st</sup> Assistant County Auditor

Date: January 8, 2021

To: Mark Turnbull, County Clerk

From: Starla Terry, Internal Audit Supervisor *ST*

Re: County Clerk's Office – Compliance Audit QTR 1 FY20

---

The Auditor's Office has completed an audit of the County Clerk monthly reports for October through December 2019.

The objectives of the audit were to ensure compliance with relevant statutes regarding monthly reports.

Attached is the Internal Audit report for the County Clerk's office

## **INTRODUCTION**

---

The Montgomery County Auditor's Office has examined a sample of the monthly reports of the County Clerk's office for the months of October through December 2019.

## **SCOPE**

---

The scope of the review included FY20 supporting documentation necessary to verify compliance with certain required Local Government Codes.

## **OBJECTIVES**

---

The objectives of the examination were to verify compliance with submission of the monthly reports, mathematical accuracy of the reports, and to confirm funds collected were deposited with the County Treasurer in a timely manner.

## **METHODOLOGY**

---

To achieve the audit objectives, the Department of Internal Audit performed the following:

- Evaluate whether amounts reported on the monthly fee reports were submitted in compliance with LGC §114.001 (a), (b) General Requirements Applicable to Reports and LGC §114.043 Periodic Report to County Auditor;
- Verify monthly fee reports are mathematically accurate and are therefore approved as submitted in compliance with LGC §115.002 Examination of Books and Reports;
- Verify funds collected were deposited with the County Treasurer in compliance with LGC §113.022 Time for Making Deposits.

## **AUDIT RESULTS**

---

- Monthly fee reports were submitted in compliance with LGC §114.001(a) and LGC §114.043.
- October, November, and December monthly fee reports were not submitted by the fifth business day per compliance with LGC §114.001(b)
- Monthly fee reports reviewed were mathematically accurate and therefore approved as submitted in compliance with LGC §115.002
- Funds collected were deposited with the County Treasurer on or before the fifth business day after the money was received in compliance with LGC §113.022.


**Recommendation:** Monthly reports are due by the fifth business day per the LGC §114.001(b) General Requirements Applicable to Reports.



## **CONCLUSION**

---

The report will be submitted to Commissioners Court January 26, 2021. If you have any questions regarding this report, please contact me at (936)-539-7820.



**OFFICE OF COUNTY AUDITOR  
INTERNAL AUDIT REPORT**

---

**COUNTY CLERK  
COMPLIANCE AUDIT QTR 2 FY20**

---

**COUNTY CLERK**  
Mark Turnbull

**INTERNAL AUDIT STAFF**  
Rakesh Pandey, County Auditor, CPA  
Janet Browning, Internal Audit Manager, CIA, CFE  
Starla Terry, Internal Audit Supervisor  
Tracie Longoria, Internal Audit Assistant



**Montgomery County, Texas**  
**Office of the County Auditor**  
501 North Thompson, Suite 205, Conroe, Texas 77301  
P. O. Box 539, Conroe, Texas 77305

Rakesh Pandey, CPA  
County Auditor

Angela H. Blocker  
1<sup>st</sup> Assistant County Auditor

Date: January 11, 2021

To: Mark Turnbull, County Clerk

From: Starla Terry, Internal Audit Supervisor SA

Re: County Clerk's Office – Compliance Audit QTR 2 FY20

---

The Auditor's Office has completed an audit of the County Clerk monthly reports for January through March 2020.

The objectives of the audit were to ensure compliance with relevant statutes regarding monthly reports.

Attached is the Internal Audit report for the County Clerk's office

## **INTRODUCTION**

---

The Montgomery County Auditor's Office has examined a sample of the monthly reports of the County Clerk's office for the months of January through March 2020.

## **SCOPE**

---

The scope of the review included FY20 supporting documentation necessary to verify compliance with certain required Local Government Codes.

## **OBJECTIVES**

---

The objectives of the examination were to verify compliance with submission of the monthly reports, mathematical accuracy of the reports, and to confirm funds collected were deposited with the County Treasurer in a timely manner.

## **METHODOLOGY**

---

To achieve the audit objectives, the Department of Internal Audit performed the following:

- Evaluate whether amounts reported on the monthly fee reports were submitted in compliance with LGC §114.001 (a), (b) General Requirements Applicable to Reports and LGC §114.043 Periodic Report to County Auditor;
- Verify monthly fee reports are mathematically accurate and are therefore approved as submitted in compliance with LGC §115.002 Examination of Books and Reports;
- Verify funds collected were deposited with the County Treasurer in compliance with LGC §113.022 Time for Making Deposits.

## **AUDIT RESULTS**

---

- Monthly fee reports were submitted in compliance with LGC §114.001(a) and LGC §114.043.
- January and February monthly fee reports were not submitted by the fifth business day per compliance with LGC §114.001(b)
- Monthly fee reports reviewed were mathematically accurate and therefore approved as submitted in compliance with LGC §115.002
- Funds collected were deposited with the County Treasurer on or before the fifth business day after the money was received in compliance with LGC §113.022.

**Recommendation:** Monthly reports are due by the fifth business day per the LGC §114.001(b) General Requirements Applicable to Reports.

## **CONCLUSION**

---

The report will be submitted to Commissioners Court January 26, 2021. If you have any questions regarding this report, please contact me at (936)-539-7820.



# Texas County Lateral Road and Bridge Expenditures Yearly Report

a. T Code ■ 38260

c. County identification number  
■ 1-74-6000558-4

*The law requires this report to be filed by the County Auditor or, if the county does not have a County Auditor, the officials with the duties of the County Auditor. The distribution of money from the County and Road District Highway Fund of the County Road and Bridge Act may not be made to the county unless the most recent report has been filed.*

d. County name and mailing address  
Rakesh Pandey  
Montgomery County Auditor  
501 North Thompson St. Ste. 205  
Conroe TX, 77301-2500

*If any information preprinted on this form is incorrect, cross out the incorrect information and write in the correct information.*

e. Period  
■

f. PM  
■

Due date of report

1-31-2021

Report period

FISCAL YEAR ENDING September 30, 2020  
(Enter month and day.)

## 1. County Roads

1a. New Construction (Please provide a complete listing of names and locations on additional sheets.) 1a. ■ 10,329,768.09  
1b. Maintenance 1b. ■ 7,572,679.73  
1c. Rehabilitation 1c. ■ 30,916,080.67

## 2. County Bridges

2a. New Construction (Please provide a complete listing of names and locations on additional sheets.) 2a. ■ 1,121,574.20  
2b. Maintenance 2b. ■ 9,112.50  
2c. Rehabilitation 2c. ■ 675,105.95

3. Right of Way Acquisition 3. ■ 1,505,299.73

4. Utility Construction 4. ■ .

5. Other Road Expenditures 5. ■ .

6. Total Amount of Expenditures (Total of Items 1a through 5) 6. ■ 52,129,620.87

County name

Montgomery County

For assistance, call 1-800-531-5441, ext. 5-0966,  
or 512-475-0966.

Mail to Comptroller of Public Accounts  
P.O. Box 149361  
Austin, TX 78714-9361

I, (type or print name) RAKESH PANDEY certify  
that the information above is true as shown in the records of the county named.

Authorized agent  
sign here

Title County Auditor

Date 2/2/2021

Phone number (Area code and number)

936-539-7820