

# **MONTGOMERY COUNTY, TEXAS**

## **Monthly Report to Commissioners Court and District Judges**



**For the 10 Months Ended  
July 31, 2021**

This page left blank intentionally.

**MONTGOMERY COUNTY, TEXAS**

**MONTHLY REPORT TO COMMISSIONERS COURT AND  
DISTRICT JUDGES**

**Prepared by**

**THE MONTGOMERY COUNTY AUDITOR'S OFFICE**  
**Rakesh Pandey, CPA**  
**County Auditor**

\*Information is presented based on ledger balances and entries posted through August 12, 2021 for the month ended July 31, 2021. This is unaudited information.\*

This page left blank intentionally.

**MONTGOMERY COUNTY, TEXAS**  
**Monthly Report to Commissioners Court and District Judges**  
**As of July 31, 2021**

**TABLE OF CONTENTS**

---

	<b>Page</b>
County Auditor's Letter of Transmittal	1
Report of Cash Balances	2
Summary of Changes in Fund Balance, All Funds	3
Schedule of Expenditures - All Departments - Budget and Year-to-Date Actual	4-7
Schedule of Bond Indebtedness	8
Other Information of Interest	9

This page left blank intentionally.



**Montgomery County, Texas**  
**Office of the County Auditor**  
501 North Thompson, Suite 205, Conroe, Texas 77301  
P. O. Box 539, Conroe, Texas 77305

**Rakesh Pandey, CPA**  
County Auditor

**Angela H. Blocker**  
1<sup>st</sup> Assistant County Auditor

August 24, 2021

The Board of District Judges  
The Commissioners' Court  
Montgomery County, Texas

Honorable Judges and Commissioners:

The required Monthly Report of Montgomery County, Texas is submitted herewith for the period from July 1, 2021 through July 31, 2021. This report was prepared by the County Auditor in compliance with Chapter 114 Section 025 of the Local Government Code.

This Monthly Report presents several segments: **Report of Cash Balances, Summary of Changes in Fund Balance, Schedule of Expenditures, Schedule of Indebtedness, and Other Information.** Included in the Report of Cash Balance are a listing of account balances held by the County. The Summary of Changes in Fund Balance report the aggregate fund balance in each County fund. The Budget Status section is comprised of a Schedule of Expenditures for all departments showing the adjusted budget, the current month's actual activity, the activity for the year to date, current encumbrances and the remainder in the budget. The Schedule of Indebtedness includes a list of County's outstanding bonded debt and capital leases.

This report is designed to provide a general overview of Montgomery County's finances for the District Judges and Commissioners' Court as prescribed in Chapter 114 Section 025 of the Local Government Code. However, the reader should note that the report does not include those disclosures associated with, and usually made a part of, audited financial statements. Questions concerning any of the information provided in this report or requests for additional financial information should be addressed to the Montgomery County Auditor, P.O. Box 539, Conroe, Texas 77305-0539.

Respectfully submitted,

Rakesh Pandey  
Montgomery County Auditor

RP/mo

This page left blank intentionally.



**MONTGOMERY COUNTY, TEXAS**  
**Report of Cash & Investment Balances - County's Depository**  
**For the 10 Months Ended July 31, 2021**

	Balance
Cash - County	424,628,381
Cash - Montgomery County Toll Road Authority	471,332
<b>Total Cash Balance</b>	<b>\$ 425,099,713</b>

	Balance
Investments - County	87,544,389
Investments - Montgomery County Toll Road Authority	24,272,002
<b>Total Investments</b>	<b>\$ 111,816,391</b>

**MONTGOMERY COUNTY, TEXAS**  
**Summary of Changes in Fund Balance - All Funds**  
**For the 10 Months Ended July 31, 2021**

Fund	Fund Description	Fund Balance, 7/1/2021	Revenues/Other Financing Sources	Expenditures/Other Financing Uses	Fund Balance, 7/31/2021
	ENTITY 1				
100	General Fund	\$ 232,115,076	\$ 4,563,666	\$ 11,546,820	\$ 225,131,922
200	Road & Bridge	33,928,624	938,489	3,135,523	31,731,590
201	Worthless Check	(13,982)	-	1,273	(15,255)
202	Forfeitures	1,699,249	-	6,366	1,692,883
203	Jail Commissary	801,077	-	173,880	627,197
204	Law Library	525,119	32,608	10,815	546,912
205	Pre-Trial Diversion	48,000	1,600	1,271	48,329
206	County Clerk Records Mgt and Pres	2,141,359	92,843	43,310	2,190,892
207	County Records Management	(388,798)	7,026	55,144	(436,916)
208	District Clerk Records Mgt & Pres	174,155	6,305	90	180,370
209	Distict Clerk Records Preservation	210,992	8,934	46,519	173,407
210	County & District Courts Digital Pres	508,261	7,809	-	516,070
211	County & District Court Technology	32,952	1,413	444	33,921
212	Court Guardianship	108,697	3,120	10,589	101,228
213	Court Reporter Service	294,317	14,964	12,188	297,093
214	Courthouse Security County/Dist	(139,740)	25,144	51,858	(166,454)
215	Courthouse Security JP	336,059	11,918	-	347,977
216	Justice Court Technology	639,355	9,996	51,494	597,857
217	Juvenile Case Manager	(182,382)	1,406	19,472	(200,448)
218	CC Vital Records Preservation	60,225	2,345	1,940	60,630
219	Contract Election Service	(1,396,751)	1	22,554	(1,419,304)
220	Grants	91,813,089	402,545	2,760,764	89,454,870
221	HAVA	305,172	-	-	305,172
222	Joe Corely Pass-Thru	41,667	-	-	41,667
300	Debt Service	24,070,181	612,840	-	24,683,021
400	Local Capital Projects	(196,394)	-	866,541	(1,062,935)
401	C/P Revenue Toll Bonds 10	5,390,694	143	-	5,390,837
402	C/P Certificates of Obligation 2012	482,808	156	-	482,964
403	C/P Pass Thru Toll Projects	28,126,788	577	-	28,127,365
404	C/P Road Bonds 2016	404,611	350	3,509	401,452
405	C/P Road Bonds 2016A	3,747,682	1,183	69,419	3,679,446
406	C/P Road Bonds 2018	14,452,649	4,873	1,706,180	12,751,342
407	C/P Road Bonds 2018B	63,775,260	16,521	1,191,690	62,600,091
408	C/P Sheriff Projects	12,998,654	-	991,506	12,007,148
421	Road Bond Pass-Through	(1,559,162)	-	-	(1,559,162)
500	Self Insurance	7,051,943	3,675,900	3,124,998	7,602,845
501	Workers Compensation	4,674,347	31,902	-	4,706,249
502	Property/Casualty	(4,304,364)	31,258	147,314	(4,420,420)
	ENTITY 2				
100	General Fund	(33,611,557)	-	-	(33,611,557)
101	249 Operations	31,471,401	1,049,292	204,029	32,316,664
300	Debt Service	6,442,653	63	-	6,442,716
	Total - All Funds	<u>\$ 527,079,986</u>	<u>\$ 11,557,190</u>	<u>\$ 26,257,500</u>	<u>\$ 512,379,676</u>

**MONTGOMERY COUNTY, TEXAS**  
**Schedule of Expenditures - All Departments**  
**Budget and Year-to-Date Actual for the 10 Months Ended July 31, 2021**

Page 1 of 4

	Adjusted Budget	Current Month Actual	Year- to-Date Actual	Encumbrances	Unexpended Budget
<b><u>100 GENERAL FUND</u></b>					
<b><u>10 General Government</u></b>					
2000 County Judge	625,543	22,195	402,679	-	222,864
2100 Human Resources	633,887	26,558	468,966	-	164,921
2101 Civil Service	4,500	15	265	-	4,235
2200 Risk Management	953,836	42,081	717,728	-	236,108
2300 County Clerk	2,568,212	100,484	1,875,340	-	692,872
250* Elections Administrator	1,477,894	47,044	1,425,594	560	51,740
2600 Information Technology	11,089,678	484,380	8,125,428	86,404	2,877,846
3000 Building Custodial Services	3,419,338	159,899	2,432,132	1,342	985,864
3100 Building Maintenance	8,422,042	689,969	6,925,570	68,754	1,427,718
3200 Other	6,873,924	-	6,763,824	-	110,100
3210 Non-Departmental	13,361,588	89,784	7,684,340	324	5,676,924
3211 Contingency	337,886	-	-	-	337,886
4001 Permits	522,019	23,930	411,686	-	110,333
Total General Government	50,290,347	1,686,339	37,233,552	157,384	12,899,411
<b><u>20 Financial Administration</u></b>					
2302 Court Collections	493,204	21,662	330,967	-	162,237
3210 Non-Departmental	2,278,064	-	2,010,019	-	268,045
3300 Purchasing Agent	1,180,667	47,358	876,785	365	303,517
3400 County Auditor	2,334,339	109,462	1,690,662	-	643,677
3500 Budget Office	334,853	12,801	242,804	-	92,049
3600 County Treasurer	753,211	27,190	558,901	(15)	194,325
370* Tax Assessor/Collector	4,888,933	219,453	3,407,633	2,509	1,478,791
Total Financial Administration	12,263,271	437,926	9,117,771	2,859	3,142,641
<b><u>30 Health and Human Services</u></b>					
2400 Veterans Service	328,509	12,645	242,941	147	85,421
3210 Non-Departmental	221,525	-	95,112	-	126,413
3200 Other	1,657,017	281,718	1,633,981	-	23,036
3250 Child Welfare	98,487	157	43,797	-	54,690
4000 Environmental Health	2,032,622	80,106	1,482,526	180	549,916
4100 Animal Services	5,144,881	242,212	3,666,497	19,217	1,459,167
4200 Forensic Services	2,200,981	103,464	1,585,139	-	615,842
4300 MCCD County	907	-	(477)	-	1,384
4600 Extension Agents	753,325	44,246	531,354	-	221,971
Total Health and Human Services	12,438,254	764,548	9,280,870	19,544	3,137,840
<b><u>40 Culture and Recreation</u></b>					
3200 Other	5,000	-	5,000	-	-
3240 Historical Commission	55,000	18,750	27,385	-	27,615
4400 Convention Center	983,907	71,180	683,003	1,847	299,057
4401 Fairgrounds/EXPO Center	15,000	-	-	-	15,000
4500 Memorial Library	10,203,708	441,642	6,900,070	3,109	3,300,529
<b>Total Culture and Recreation</b>	<b>11,262,615</b>	<b>531,572</b>	<b>7,615,458</b>	<b>4,956</b>	<b>3,642,201</b>

**MONTGOMERY COUNTY, TEXAS**  
**Schedule of Expenditures - All Departments**  
**Budget and Year-to-Date Actual for the 10 Months Ended July 31, 2021**

Page 2 of 4

	Adjusted Budget	Current Month Actual	Year- to-Date Actual	Encumbrances	Unexpended Budget
<b><u>50 Law Enforcement &amp; Corrections</u></b>					
3230 Department of Public Safety	123,762	10,373	110,963	-	12,799
5200 Office of Homeland Security	1,107,279	99,659	853,933	-	253,346
530* Fire Marshal	2,239,577	89,757	1,423,561	312	815,704
5100 District Attorney	12,770,434	507,521	9,002,869	53,331	3,714,234
540* Juvenile Probation	5,733,451	225,463	4,000,413	800	1,732,238
550* Adult Probation	56,126	149,936	3,091,273	-	(3,035,147)
5600 Commissions	357,935	15,823	93,436	400	264,099
6* Sheriff	66,878,761	2,809,739	48,533,268	373,888	17,971,605
6601 Jail	25,599,072	1,402,116	20,188,981	2,547	5,407,544
7100 Constable Precinct 1	5,244,532	226,130	3,888,314	13,170	1,343,048
7200 Constable Precinct 2	2,548,646	88,294	1,620,456	962	927,228
7300 Constable Precinct 3	6,534,422	312,139	4,698,595	37,181	1,798,646
7400 Constable Precinct 4	5,092,153	239,298	3,405,108	712	1,686,333
7500 Constable Precinct 5	4,588,059	203,983	3,322,751	273	1,265,035
<b>Total Law Enforcement &amp; Corrections</b>	<b>138,874,209</b>	<b>6,380,231</b>	<b>104,233,921</b>	<b>483,576</b>	<b>34,156,712</b>
<b><u>60 Legal and Judicial</u></b>					
2700 District Clerk	3,760,682	157,959	2,692,049	-	1,068,633
280* County Attorney	3,537,340	169,964	2,683,439	-	853,901
3210 Other	195,522	13,333	60,213	-	135,309
3220 Alternate Dispute Resolution	150,000	15,690	128,100	-	21,900
8100 Court Operations	585,445	27,916	376,058	271	209,387
8101 Indigent Defense - Criminal	7,117,047	569,564	4,022,553	-	3,094,494
8102 Indigent Defense - Civil	1,525,722	128,246	984,516	-	541,206
8103 Office of Court Administration	1,171,474	50,634	898,502	-	272,972
8210 County Court at Law 1	537,364	22,533	402,187	-	135,177
8220 County Court at Law 2	923,507	36,329	664,215	-	259,292
8230 County Court at Law 3	850,602	32,457	617,283	-	233,319
8240 County Court at Law 4	547,283	30,552	399,575	35	147,708
8250 County Court at Law 5	506,716	22,001	386,178	-	120,538
8310 9th District Court	340,118	14,160	219,972	-	120,146
8320 221st District Court	350,667	14,811	259,512	-	91,155
8330 284th District Court	745,078	26,555	470,612	-	274,466
8340 359th District Court	411,829	17,553	296,059	-	115,770
8350 410th District Court	628,164	27,000	466,332	-	161,832
8360 418th District Court	641,356	33,153	479,018	-	162,338
8370 435th District Court	358,194	15,071	256,185	388	102,009
8380 457th District Court	519,135	28,345	400,062	-	119,073
8401 Drug Court	687,627	26,678	313,098	-	374,529
8402 DWI Drug Court	334,577	31,809	222,736	6,074	111,841

**MONTGOMERY COUNTY, TEXAS**  
**Schedule of Expenditures - All Departments**  
**Budget and Year-to-Date Actual for the 10 Months Ended July 31, 2021**

Page 3 of 4

	Adjusted Budget	Current Month Actual	Year- to-Date Actual	Encumbrances	Unexpended Budget
<b>60 Legal and Judicial, (cont'd.)</b>					
8403 Mental Health Court Service	357,998	14,046	237,400	-	120,598
8510 Justice of the Peace Precinct 1	922,366	36,976	665,687	-	256,679
8520 Justice of the Peace Precinct 2	607,971	22,863	425,423	-	182,548
8530 Justice of the Peace Precinct 3	1,357,624	45,310	871,855	-	485,769
8540 Justice of the Peace Precinct 4	1,093,818	54,124	784,465	-	309,353
8550 Justice of the Peace Precinct 5	653,999	28,151	486,321	-	167,678
<b>Total Legal and Judicial</b>	<b>31,419,225</b>	<b>1,713,783</b>	<b>21,169,605</b>	<b>6,768</b>	<b>10,114,311</b>
<b>70 Transportation</b>					
5000 Airport	1,107,081	32,421	766,157	13	340,911
<b>Total Transportation</b>	<b>1,107,081</b>	<b>32,421</b>	<b>766,157</b>	<b>13</b>	<b>340,911</b>
<b>TOTAL GENERAL FUND</b>	<b>257,655,002</b>	<b>11,546,820</b>	<b>189,417,334</b>	<b>675,100</b>	<b>67,434,027</b>
<b><u>SPECIAL REVENUE FUNDS</u></b>					
200 Road and Bridge Fund	63,583,719	3,135,523	28,465,361	448,406	34,669,952
201 Worthless Checks Fund	33,511	1,273	19,875	-	13,636
202 Forfeitures Fund	1,249,146	6,366	748,504	-	500,642
203 Sheriff Commissary Fund	2,290,600	173,880	1,577,511	107,989	605,100
204 Law Library Fund	317,116	10,815	232,149	838	84,129
205 Pre-Trial Diversion Fund	41,174	1,271	19,581	-	21,593
206 Records Management and Preservation	4,996,651	43,310	3,490,989	-	1,505,662
207 Records Management County Fund	772,594	55,144	516,761	-	255,833
208 Records Management District Clerk Fund	80,119	90	2,226	-	77,893
209 District Clerk Records Preservation Fund	63,367	46,519	48,827	-	14,540
211 Court Technology County and District Fund	28,076	444	10,625	-	17,451
212 Court Guardianship Fund	85,000	10,589	66,528	-	18,472
213 Court Reporter Service Fund	320,755	12,188	195,867	279	124,609
214 Courthouse Security Fund	387,357	51,858	494,920	-	(107,563)
216 Justice Court Technology Fund	353,032	51,494	219,823	-	133,209
217 Juvenile Case Manager Fund	377,645	19,472	235,119	-	142,526
218 Vital Records Preservation Fund	17,100	1,940	2,331	-	14,769
219 Contract Elections Fund	8,387	22,554	1,247,625	382	(1,239,620)
220 Grants Fund	119,539,727	2,760,764	64,655,177	738,835	54,145,715
221 HAVA Grant Fund	42,608	-	187,527	-	(144,919)
222 Joe Corley Pass Through Fund	-	-	22,182,447	-	(22,182,447)
<b>TOTAL SPECIAL REVENUE FUNDS</b>	<b>194,587,684</b>	<b>6,405,494</b>	<b>124,619,773</b>	<b>1,296,729</b>	<b>68,671,182</b>

**MONTGOMERY COUNTY, TEXAS**  
**Schedule of Expenditures - All Departments**  
**Budget and Year-to-Date Actual for the 10 Months Ended July 31, 2021**

Page 4 of 4

	Adjusted Budget	Current Month Actual	Year- to-Date Actual	Encumbrances	Unexpended Budget
<b><u>DEBT SERVICE FUND</u></b>					
Debt Service Fund	70,155,946	-	58,380,679	-	11,775,267
<b><u>TOTAL DEBT SERVICE FUND</u></b>	<u>70,155,946</u>	<u>-</u>	<u>58,380,679</u>	<u>-</u>	<u>11,775,267</u>
<b><u>INTERNAL SERVICE FUNDS</u></b>					
500 Self-Insurance Medical	-	3,124,998	36,261,346	2,396,985	(38,658,331)
501 Self-Insurance Workers Compensation	-	147,314	950,350	2,927	(953,277)
502 Self-Insurance Accident and Liability	-	-	2,845,429	111,138	(2,956,567)
<b><u>TOTAL INTERNAL SERVICE FUNDS</u></b>	<u>-</u>	<u>3,272,312</u>	<u>40,057,125</u>	<u>2,511,050</u>	<u>(42,568,175)</u>
<b><u>ENTERPRISE FUNDS</u></b>					
Montgomery County Toll Road Authority	5,721,387	204,029	6,432,369	-	(710,982)
<b><u>TOTAL ENTERPRISE FUNDS</u></b>	<u>5,721,387</u>	<u>204,029</u>	<u>6,432,369</u>	<u>-</u>	<u>(710,982)</u>
<b>TOTAL ALL FUNDS</b>	<u>528,120,019</u>	<u>21,428,655</u>	<u>418,907,280</u>	<u>4,482,879</u>	<u>104,601,319</u>

**MONTGOMERY COUNTY, TEXAS**

**Schedule of Indebtedness**

**As of July 31, 2021**

	<u>Interest Rate (%)</u>	<u>Issue Date</u>	<u>Maturity Date</u>	<u>Balances Outstanding</u>
<b>GENERAL OBLIGATION BONDS:</b>				
Refunding Bonds, Series 2012	2.00-5.00	2012	2026	1,730,750
Refunding Bonds, Series 2014A	5.00	2014	2025	53,310,000
Refunding Bonds, Series 2016	4.25-5.25	2016	2032	58,925,000
Road Bonds, Series 2016	4.25-5.25	2016	2041	51,265,000
Refunding Bonds, Series 2016A	3.00-5.00	2016	2030	39,505,000
Road Bonds, Series 2016A	4.00-5.00	2016	2042	69,165,000
Road Bonds, Series 2018	4.00-5.00	2018	2043	42,290,000
Road Bonds, Series 2018B	3.50-5.00	2018	2040	87,930,000
Refunding Bonds, Series 2018	4.00	2018	2030	26,965,000
Refunding Bonds, Series 2020	4.00-5.00	2021	2032	23,235,000
<b>TOTAL GENERAL OBLIGATION BONDS PAYABLE</b>				<u>454,320,750</u>
<b>CERTIFICATES OF OBLIGATION:</b>				
Series 2010	3.00-5.40	2010	2039	23,395,000
Series 2012A	2.00-5.00	2012	2023	10,690,000
<b>TOTAL CERTIFICATES OF OBLIGATION</b>				<u>34,085,000</u>
<b>TOTAL BONDED DEBT</b>				<u><u>488,405,750</u></u>
<b>OTHER INDEBTEDNESS:</b>				
<b>CAPITAL LEASES</b>				<u><u>12,249,374</u></u>
<b>MONTGOMERY COUNTY TOLL ROAD AUTHORITY:</b>				
Senior Lien Toll Revenue Bonds, Series 2018	5.00	2018	2048	87,680,000
				<u>87,680,000</u>
<b>TOTAL DEBT FOR MONTGOMERY COUNTY TOLL ROAD AUTHORITY</b>				<b>87,680,000</b>
<b>TOTAL INDEBTEDNESS</b>				<u><u>\$ 588,335,124</u></u>

Reconciliation of Cash and Investment Balances  
County General Ledger to Statement of Balances  
For the Month Ended July 31, 2021

	<u>Cash</u>	<u>Investment</u>
General Ledger Balance	425,099,713	111,816,391
Additions:		
Accounts Classified as Investments for Treasurer but Cash for County		32,218,476
Amounts journalized in following month - County	18,564,992	
Custodial Accounts controlled by Treasurer	1,725,240	
Subtractions:		
Accounts Classified as Investments for Treasurer but Cash for County	(32,218,476)	
Accounts not handled by Treasurer		
SIT Escrow	(407,404)	
County Attorney Discretionary	(159,429)	
District Attorney State	(14,600)	
Worthless Check Fund	(11,600)	
Joe Corley Fund	(835,932)	
Forfeitures Fund	(1,768,959)	
Jail Commissary	(1,798,196)	
Contract Election Fund	(720,590)	
Cash on Hand (various funds)	(33,455)	-
Pass Through Toll	(17,447,300)	
Amounts journalized in following month - County		(27,975,544)
	<u>389,974,003</u>	<u>116,059,323</u>
Statement of Balances	389,974,003	116,059,322
Variance	(0)	1

*Any variance exists due to rounding of amounts*



**MONTGOMERY COUNTY, TEXAS**  
**Other Information of Interest**  
**As of July 31, 2021**

	<b><u>APPENDIX</u></b>
<b>ENTERPRISE RESOURCE PLANNING SOFTWARE - STATUS UPDATE</b>	<b>A</b>
<b>REPORTS COMPLYING WITH LOCAL GOVERNMENT CODE 114.023</b>	<b>B</b>
<b>REPORTS COMPLYING WITH LOCAL GOVERNMENT CODE 114.024</b>	<b>C</b>
<b>COMPLETED AUDITS</b>	<b>D</b>

## Executive summary

### ■ Key status points

#### Phase 1/Phase 2:

Issue review meeting are on going. Michele is on site 07/20-07/22 and reviewing issues with both Phase 1 and Phase 2 teams. Michele is scheduling resources to come back on site for WFM and IPA if issues are still not resolved. Pcard Implementation is on going with file from Citibank. Meeting with Purchasing today for outstanding items. Had a discussion on fund balances with Lemma Galini of Infor and follow-up call today with Joyce Kelly in development on conversion of fund balances.

Application studio training is scheduled and confirmed training servers for August.

#### Phase 3

This is on hold until MCTX has the other items resolved. Need to have discussion on next steps on getting this scheduled.

#### Phase 4

Budgeting software decision has been communicated from Siddhesh Sarvankar from Infor that another choice of software can not be on Infor paperwork. Infor will do a change order to reduce the fees from the SWO and also to do a reduction of subscription fees for d/epm.

Weekly calls are being held for LMS with Ricky (CSM for LMS) from Infor with MCTX team.



Designed for Progress.™

Copyright © 2018. Infor. All Rights Reserved. (4)

Enterprise Cloud Software, Built for Your Industry

## Executive summary

### ■ Key status points

#### Key risks

- Shadow Systems
- Poor backfill strategy
- Project budget overrun
- Coronavirus-Remote/Limited travel
- Key asks/assistance required: None at this time.



Designed for Progress.™

Copyright © 2018. Infor. All Rights Reserved. (5)

Enterprise Cloud Software, Built for Your Industry

# **MONTGOMERY COUNTY, TEXAS**

## **Monthly Unaudited Financial Report**



**For the 9 Months Ended  
June 30, 2021**

This page left blank intentionally.

**MONTGOMERY COUNTY, TEXAS**

**MONTHLY UNAUDITED FINANCIAL REPORT**

**Prepared by**

**THE MONTGOMERY COUNTY AUDITOR'S OFFICE**  
**Rakesh Pandey, CPA**  
**County Auditor**

\*Information is presented based on ledger balances and entries posted through July 19, 2021 for the month ended June 30, 2021. This is unaudited information.\*

This page left blank intentionally.

**MONTGOMERY COUNTY, TEXAS**  
**Unaudited Monthly Financial Report**  
**As of June 30, 2021**

**TABLE OF CONTENTS**

---

	<b>Page</b>
County Auditor's Letter of Transmittal	i

**FINANCIAL STATEMENTS**

Consolidated Balance Sheet, Governmental Funds and Montgomery County Toll Road Authority Enterprise Fund	2
Changes in Fund Balance, Governmental Funds and Montgomery County Toll Road Authority Enterprise Fund	3
Statement of Net Position - Internal Service Funds	4
Statement of Changes in Net Position - Internal Service Funds	5

**BUDGET STATUS**

Schedule of Expenditures - All Departments - Budget and Year-to-Date Actual	8-11
---	------

**SCHEDULES**

Schedule of Revenues and Expenses - Montgomery County Toll Road Authority	13
Transfers In and Out - By Fund	14
Schedule of Bond Indebtedness	15
Schedule of Bond Indebtedness - Montgomery County Toll Road Authority	16
Reconciliation of Cash and Investment Balances	17

This page left blank intentionally.





**Montgomery County, Texas**  
**Office of the County Auditor**  
501 North Thompson, Suite 205, Conroe, Texas 77301  
P. O. Box 539, Conroe, Texas 77305

Rakesh Pandey, CPA  
County Auditor

Angela H. Blocker  
1<sup>st</sup> Assistant County Auditor

July 27, 2021

The Commissioners' Court  
Montgomery County, Texas

Honorable Commissioners:

The unaudited and unadjusted Monthly Financial Report of Montgomery County, Texas and the Montgomery County Toll Road Authority is submitted herewith for the period from June 1, 2021 through June 30, 2021. This report was prepared by the County Auditor in compliance with Chapter 114 Section 023 of the Local Government Code.

The Monthly Financial Report is presented in three sections: **Financial Statements**, **Budget Status**, and **Schedules**. Included in the Financial Statements are a Consolidated Balance Sheet and a Statement of Changes in Fund Balance. These statements report on all funds of the County. The Budget Status section is comprised of a Schedule of Expenditures for all departments showing the adjusted budget, the current month's actual activity, the activity for the year to date, current encumbrances and the remainder in the budget. The Schedules section includes a Schedule of Bonded Debt and a Schedule of Transfers to and from each fund.

This report is designed to provide a general overview of Montgomery County's finances for all those with an interest in the County's finances at a specific point during the fiscal year. However, the reader should note that the report does not include those disclosures associated with, and usually made a part of, audited financial statements. Questions concerning any of the information provided in this report or requests for additional financial information should be addressed to the Montgomery County Auditor, P.O. Box 539, Conroe, Texas 77305-0539.

Respectfully submitted,

Rakesh Pandey  
Montgomery County Auditor

RP/mo

This page left blank intentionally.

# **FINANCIAL STATEMENTS**

(unaudited)

**MONTGOMERY COUNTY, TEXAS**  
**Consolidated Balance Sheet**  
**Governmental Funds and Montgomery County Toll Road Authority Enterprise Fund**  
**For the 9 Months Ended June 30, 2021**

	Total Governmental Funds	Montgomery County Toll Road Authority	Total
<b>Assets:</b>			
Cash	\$ 452,707,887	\$ 459,974	\$ 453,167,861
Investments, at Fair Value	89,278,715	23,411,536	112,690,251
Receivables:			
Taxes (net)	7,623,561	-	7,623,561
Accounts (net)	1,884	5,242	7,126
Due From Other Funds	503,858,926	185,828,640	689,687,566
Due From Other Entities	-	4,040,141	4,040,141
Due From Other Governments	66,216,924	-	66,216,924
Prepaid Items	862,252	-	862,252
Capital Assets, net of accumulated depreciation	-	75,397,870	75,397,870
<b><u>Total Assets</u></b>	<u>1,120,550,149</u>	<u>289,143,403</u>	<u>1,409,693,552</u>
<b><u>LIABILITIES AND FUND BALANCES:</u></b>			
Current Liabilities:			
Accounts Payable	4,619,735	-	4,619,735
Other Payables	10,857,717	182,667	11,040,384
Due to Other Funds	521,481,124	185,828,640	707,309,764
Due to Other Entities	132,427	3,907,713	4,040,140
Unearned Revenue	69,955,099	-	69,955,099
Revenue Bonds Payable	-	87,680,000	87,680,000
Unamortized Premium on Bonds	-	7,241,886	7,241,886
Total liabilities	<u>607,046,102</u>	<u>284,840,906</u>	<u>891,887,008</u>
Fund Balances:			
Net investment in capital assets	-	75,397,870	75,397,870
Reserved	282,759,311	-	282,759,311
Unreserved	230,744,736	(71,095,373)	159,649,363
Total Fund Balances	<u>513,504,047</u>	<u>4,302,497</u>	<u>517,806,544</u>
<b><u>TOTAL LIABILITIES AND FUND BALANCES</u></b>	<u>\$ 1,120,550,149</u>	<u>\$ 289,143,403</u>	<u>\$ 1,409,693,552</u>

**MONTGOMERY COUNTY, TEXAS**  
**Statement of Changes in Fund Balance**  
**Governmental Funds and Montgomery County Toll Road Authority Enterprise Fund**  
**For the 9 Months Ended June 30, 2021**

	<u>General Fund</u>	<u>Special Revenue Funds</u>	<u>Debt Service Funds</u>	<u>Capital Project Funds</u>	<u>Montgomery County Toll Road Authority</u>	<u>Total All Funds</u>
Fund Balance, 6/1/2021	\$ 239,907,998	\$ 133,010,501	\$ 23,855,031	\$ 131,438,452	\$ 3,425,175	\$ 531,637,157
Revenues/Other Financing Sources	\$ 9,057,821	\$ 6,040,694	\$ 564	\$ 21,909	\$ 1,013,888	\$ 16,134,876
Expenditures/Other Financing Uses	\$ (18,221,083)	\$ (7,772,438)	\$ -	\$ (3,835,402)	\$ (136,566)	\$ (29,965,489)
Fund Balance, 6/30/2021	<u>\$ 230,744,736</u>	<u>\$ 131,278,757</u>	<u>\$ 23,855,595</u>	<u>\$ 127,624,959</u>	<u>\$ 4,302,497</u>	<u>\$ 517,806,544</u>

**MONTGOMERY COUNTY, TEXAS**  
**Statement of Net Position**  
**Internal Service Funds**  
**For the 9 Months Ended June 30, 2021**

	Total Internal Service Funds
<b>Assets:</b>	
Cash	\$ 2,218,050
Other Receivables	
Accounts (net)	687,331
Due From Other Funds	54,852,533
Prepaid Items	669,802
Capital Assets (net of accumulated depreciation):	
Buildings	737,549
Equipment	60,606
Total assets	<u>59,225,871</u>
<b>Liabilities:</b>	
Current Liabilities:	
Other Payables	14,064,061
Due to Other Funds	33,245,785
Total liabilities	<u>47,309,846</u>
<b>Net Position:</b>	
Invested in capital assets	798,155
Unreserved	11,117,870
<b>Total Net Position</b>	<u><u>\$ 11,916,025</u></u>

**MONTGOMERY COUNTY, TEXAS**  
**Statement of Changes in Net Position**  
**Internal Service Funds**  
**For the 9 Months Ended June 30, 2021**

	<u>Total Internal Service Funds</u>
<b>Current Operating Revenues:</b>	
Fees	\$ 2,791,251
Total Operating Revenues	<u>2,791,251</u>
 <b>Current Operating Expenses:</b>	
Services	<u>927,756</u>
Total Operating Expenses	<u>927,756</u>
 Change in net position	1,863,495
 Total Net Position - June 1, 2021	10,052,530
 <b>Total Net Position - June 30, 2021</b>	 <u><u>\$ 11,916,025</u></u>

This page left blank intentionally.



# **BUDGET STATUS**

(unaudited)

**MONTGOMERY COUNTY, TEXAS**  
**Schedule of Expenditures - All Departments**  
**Budget and Year-to-Date Actual for the 9 Months Ended June 30, 2021**

Page 1 of 4

	Adjusted Budget	Current Month Actual	Year- to-Date Actual	Encumbrances	Unexpended Budget
<b><u>100 GENERAL FUND</u></b>					
<b><u>10 General Government</u></b>					
2000 County Judge	625,543	40,627	380,485	17,570	227,488
2100 Human Resources	633,887	48,608	442,408	-	191,479
2101 Civil Service	4,500	-	250	-	4,250
2200 Risk Management	953,836	97,238	675,647	-	278,189
2300 County Clerk	2,568,212	188,401	1,774,855	-	793,357
250* Elections Administrator	1,477,894	77,004	1,378,550	1,597	97,747
2600 Information Technology	11,089,678	888,730	7,640,336	111,761	3,337,581
3000 Building Custodial Services	3,419,338	265,194	2,279,150	36,581	1,103,607
3100 Building Maintenance	8,106,286	720,129	6,236,410	14,713	1,855,163
3200 Other	6,763,824	-	6,763,824	-	-
3210 Non-Departmental	11,817,019	537,168	7,594,556	-	4,222,463
3211 Contingency	348,642	-	-	-	348,642
4001 Permits	522,019	45,350	387,756	-	134,263
Total General Government	48,330,678	2,908,449	35,554,227	182,222	12,594,229
<b><u>20 Financial Administration</u></b>					
2302 Court Collections	493,204	28,787	309,305	143	183,756
3210 Non-Departmental	2,278,064	-	2,010,019	-	268,045
3300 Purchasing Agent	1,180,667	90,592	829,428	-	351,239
3400 County Auditor	2,334,339	178,104	1,581,200	-	753,139
3500 Budget Office	334,853	25,105	230,004	-	104,849
3600 County Treasurer	753,211	60,882	531,711	-	221,500
370* Tax Assessor/Collector	4,888,933	359,761	3,188,180	15,510	1,685,243
Total Financial Administration	12,263,271	743,231	8,679,847	15,653	3,567,771
<b><u>30 Health and Human Services</u></b>					
2400 Veterans Service	328,509	24,700	230,296	1,814	96,399
3210 Non-Departmental	221,525	(653,449)	95,112	-	126,413
3200 Other	1,447,017	842,318	1,352,263	-	94,754
3250 Child Welfare	98,487	9,558	43,640	37	54,810
4000 Environmental Health	2,032,622	157,282	1,402,420	-	630,202
4100 Animal Services	5,144,881	657,353	3,424,285	27,456	1,693,140
4200 Forensic Services	2,200,981	158,365	1,481,892	1,244	717,845
4300 MCCD County	907	9	(477)	-	1,384
4600 Extension Agents	753,325	52,616	487,108	105	266,112
Total Health and Human Services	12,228,254	1,248,752	8,516,539	30,656	3,681,059
<b><u>40 Culture and Recreation</u></b>					
3200 Other	5,000	(145,000)	5,000	-	-
3240 Historical Commission	30,000	1,000	8,635	-	21,365
4400 Convention Center	983,907	63,207	611,152	7,530	365,225
4401 Fairgrounds/EXPO Center	15,000	-	-	-	15,000
4500 Memorial Library	10,193,368	710,536	6,458,428	32,959	3,701,981
<b>Total Culture and Recreation</b>	<b>11,227,275</b>	<b>629,743</b>	<b>7,083,215</b>	<b>40,489</b>	<b>4,103,571</b>

**MONTGOMERY COUNTY, TEXAS**  
**Schedule of Expenditures - All Departments**  
**Budget and Year-to-Date Actual for the 9 Months Ended June 30, 2021**

Page 2 of 4

	Adjusted Budget	Current Month Actual	Year- to-Date Actual	Encumbrances	Unexpended Budget
<b><u>50 Law Enforcement &amp; Corrections</u></b>					
3230 Department of Public Safety	123,312	22,105	100,590	-	22,722
5200 Office of Homeland Security	1,011,379	53,589	754,275	-	257,104
530* Fire Marshal	2,039,577	147,698	1,331,410	536	707,631
5100 District Attorney	12,162,154	936,883	8,499,435	1,214	3,661,505
540* Juvenile Probation	5,733,451	418,918	3,774,950	980	1,957,521
550* Adult Probation	56,126	297,801	2,941,337	-	(2,885,211)
5600 Commissions	353,345	24,028	77,613	-	275,732
6* Sheriff	66,336,310	5,057,023	45,710,400	307,332	20,318,578
6601 Jail	25,599,072	1,965,958	18,786,865	935	6,811,272
7100 Constable Precinct 1	5,025,582	402,969	3,661,624	1,108	1,362,850
7200 Constable Precinct 2	2,343,646	167,092	1,532,162	48,185	763,299
7300 Constable Precinct 3	6,334,422	550,331	4,386,455	20,136	1,927,831
7400 Constable Precinct 4	4,855,241	332,588	3,165,811	24,141	1,665,289
7500 Constable Precinct 5	4,366,222	333,807	3,113,279	2,563	1,250,380
<b>Total Law Enforcement &amp; Corrections</b>	<b>136,339,839</b>	<b>10,710,790</b>	<b>97,836,206</b>	<b>407,130</b>	<b>38,096,503</b>
<b><u>60 Legal and Judicial</u></b>					
2700 District Clerk	3,760,682	265,697	2,534,090	-	1,226,592
280* County Attorney	3,537,340	266,789	2,513,474	-	1,023,866
3210 Other	195,522	16,706	46,879	-	148,643
3220 Alternate Dispute Resolution	150,000	18,205	112,410	-	37,590
8100 Court Operations	585,445	29,720	348,143	-	237,302
8101 Indigent Defense - Criminal	7,117,047	303,820	3,446,739	-	3,670,308
8102 Indigent Defense - Civil	1,525,722	71,002	856,270	-	669,452
8103 Office of Court Administration	1,171,474	90,539	847,858	1,697	323,616
8210 County Court at Law 1	537,364	32,812	379,654	-	157,710
8220 County Court at Law 2	923,507	61,720	627,885	235	295,622
8230 County Court at Law 3	850,602	47,281	584,825	-	265,777
8240 County Court at Law 4	547,283	31,265	369,023	-	178,260
8250 County Court at Law 5	506,717	32,702	364,177	-	142,540
8310 9th District Court	340,118	19,693	235,812	-	104,306
8320 221st District Court	350,667	18,030	244,702	-	105,965
8330 284th District Court	745,078	40,493	443,968	89	301,110
8340 359th District Court	411,829	25,681	278,507	-	133,322
8350 410th District Court	628,164	31,614	439,332	-	188,832
8360 418th District Court	641,356	33,556	445,866	-	195,490
8370 435th District Court	358,194	18,772	241,114	46	117,080
8380 457th District Court	519,135	33,043	371,717	-	147,418
8401 Drug Court	687,627	30,709	286,421	2,210	401,206
8402 DWI Drug Court	334,577	19,047	190,927	344	143,650

**MONTGOMERY COUNTY, TEXAS**  
**Schedule of Expenditures - All Departments**  
**Budget and Year-to-Date Actual for the 9 Months Ended June 30, 2021**

Page 3 of 4

	Adjusted Budget	Current Month Actual	Year- to-Date Actual	Encumbrances	Unexpended Budget
<b>60 Legal and Judicial, (cont'd.)</b>					
8403 Mental Health Court Service	357,998	26,949	223,354	-	134,644
8510 Justice of the Peace Precinct 1	910,233	65,262	628,711	455	281,522
8520 Justice of the Peace Precinct 2	600,971	37,908	402,561	-	198,410
8530 Justice of the Peace Precinct 3	1,357,624	77,187	826,545	-	531,079
8540 Justice of the Peace Precinct 4	1,072,818	79,427	730,341	63	342,477
8550 Justice of the Peace Precinct 5	653,999	48,910	458,167	19	195,832
<b>Total Legal and Judicial</b>	<b>31,379,093</b>	<b>1,874,539</b>	<b>19,479,472</b>	<b>5,158</b>	<b>11,750,978</b>
<b>70 Transportation</b>					
5000 Airport	1,107,081	105,579	733,736	105	373,240
<b>Total Transportation</b>	<b>1,107,081</b>	<b>105,579</b>	<b>733,736</b>	<b>105</b>	<b>373,240</b>
<b>TOTAL GENERAL FUND</b>	<b>252,875,491</b>	<b>18,221,083</b>	<b>177,883,242</b>	<b>681,413</b>	<b>74,167,351</b>
<b><u>SPECIAL REVENUE FUNDS</u></b>					
200 Road and Bridge Fund	63,565,886	3,031,891	25,347,070	941,399	37,277,417
201 Worthless Checks Fund	33,511	2,545	18,603	-	14,908
202 Forfeitures Fund	1,249,146	16,943	742,138	-	507,008
203 Sheriff Commissary Fund	1,890,600	316,010	1,403,630	532,188	(45,218)
204 Law Library Fund	317,116	53,191	221,334	1,114	94,668
205 Pre-Trial Diversion Fund	41,174	2,623	18,310	-	22,864
206 Records Management and Preservation	4,980,651	509,922	3,447,678	978	1,531,995
207 Records Management County Fund	772,594	47,898	461,617	-	310,977
208 Records Management District Clerk Fund	80,119	691	2,136	-	77,983
209 District Clerk Records Preservation Fund	63,367	-	2,308	-	61,059
211 Court Technology County and District Fund	28,076	171	10,181	76	17,819
212 Court Guardianship Fund	65,000	10,396	55,939	-	9,061
213 Court Reporter Service Fund	320,755	160,403	183,679	-	137,076
214 Courthouse Security Fund	387,357	127,589	443,062	15,714	(71,419)
216 Justice Court Technology Fund	353,032	3,876	168,329	-	184,703
217 Juvenile Case Manager Fund	377,645	24,303	215,647	-	161,998
218 Vital Records Preservation Fund	17,100	-	391	-	16,709
219 Contract Elections Fund	8,387	31,136	1,225,071	-	(1,216,684)
220 Grants Fund	60,356,899	3,433,050	61,883,301	816,487	(2,342,889)
221 HAVA Grant Fund	42,608	(200)	187,527	-	(144,919)
222 Joe Corley Pass Through Fund	-	-	19,852,162	-	(19,852,162)
<b>TOTAL SPECIAL REVENUE FUNDS</b>	<b>134,951,023</b>	<b>7,772,438</b>	<b>115,890,113</b>	<b>2,307,956</b>	<b>16,752,954</b>

**MONTGOMERY COUNTY, TEXAS**  
**Schedule of Expenditures - All Departments**  
**Budget and Year-to-Date Actual for the 9 Months Ended June 30, 2021**

Page 4 of 4

	Adjusted Budget	Current Month Actual	Year- to-Date Actual	Encumbrances	Unexpended Budget
<b><u>DEBT SERVICE FUND</u></b>					
Debt Service Fund	41,509,557	-	58,380,679	-	(16,871,122)
<b><u>TOTAL DEBT SERVICE FUND</u></b>	<u>41,509,557</u>	<u>-</u>	<u>58,380,679</u>	<u>-</u>	<u>(16,871,122)</u>
<b><u>INTERNAL SERVICE FUNDS</u></b>					
500 Self-Insurance Medical	-	431,887	28,802,653	-	(28,802,653)
501 Self-Insurance Workers Compensation	-	15,446	883,507	28,974	(912,481)
502 Self-Insurance Accident and Liability	-	480,423	2,442,371	83,090	(2,525,461)
<b><u>TOTAL INTERNAL SERVICE FUNDS</u></b>	<u>-</u>	<u>927,756</u>	<u>32,128,531</u>	<u>112,064</u>	<u>(32,240,595)</u>
<b><u>ENTERPRISE FUNDS</u></b>					
Montgomery County Toll Road Authority	5,721,387	136,566	6,228,340	-	(506,953)
<b><u>TOTAL ENTERPRISE FUNDS</u></b>	<u>5,721,387</u>	<u>136,566</u>	<u>6,228,340</u>	<u>-</u>	<u>(506,953)</u>
<b>TOTAL ALL FUNDS</b>	<u>435,057,458</u>	<u>27,057,843</u>	<u>390,510,905</u>	<u>3,101,433</u>	<u>41,301,635</u>

This page left blank intentionally.

# **SCHEDULES**

(unaudited)

**MONTGOMERY COUNTY, TEXAS**  
**Schedule of Revenues and Expenses - Montgomery County Toll Road Authority**  
**Budget and Year-to-Date Actual for the 9 Months Ended June 30, 2021**

	Adjusted Budget	Current Month Actual	Year- to-Date Actual	Encumbrances	Unexpended Budget
<b>Revenue:</b>					
1101 249 Operations	-	123	983	-	(983)
1300 Debt Service	-	-	-	-	-
5701 249 Construction	-	-	-	-	-
5702 249 Operations	6,630,000	1,012,747	7,058,283	-	(428,283)
5703 242 Operations	-	956	9,345	-	(9,345)
5705 Debt Service	-	62	440,379	-	(440,379)
<b>Total Revenue</b>	<b>6,630,000</b>	<b>1,013,888</b>	<b>7,508,990</b>	<b>-</b>	<b>(878,990)</b>
<b>Expenses:</b>					
1100 MCTRA General	-	-	2,900,000	-	(2,900,000)
1101 249 Operations	-	-	-	-	-
5702 249 Operations	1,306,650	123,232	1,021,578	-	285,072
5701 249 Construction	-	13,334	113,312	-	(113,312)
5703 242 Operations	30,737	-	1,450	-	29,287
5705 Debt Service	4,384,000	-	2,192,000	-	2,192,000
<b>Total Expenses</b>	<b>5,721,387</b>	<b>136,566</b>	<b>6,228,340</b>	<b>-</b>	<b>(506,953)</b>



**MONTGOMERY COUNTY, TEXAS**  
**Schedule of Transfers In and Out by Fund**  
**For the 8 Months Ended June 30, 2021**

	Transfers In	Transfers Out
General Fund	\$ 2,900,000	\$ -
Enterprise Fund	-	2,900,000
<b>TOTAL FINANCING USES</b>	<b>\$ 2,900,000</b>	<b>\$ 2,900,000</b>

**MONTGOMERY COUNTY, TEXAS**  
**Schedule of Bond Indebtedness**  
**As of June 30, 2021**

	<u>Interest Rate (%)</u>	<u>Issue Date</u>	<u>Maturity Date</u>	<u>Balances Outstanding</u>
<b>GENERAL OBLIGATION BONDS:</b>				
Refunding Bonds, Series 2012	2.00-5.00	2012	2026	1,730,750
Refunding Bonds, Series 2014A	5.00	2014	2025	53,310,000
Refunding Bonds, Series 2016	4.25-5.25	2016	2032	58,925,000
Road Bonds, Series 2016	4.25-5.25	2016	2041	51,265,000
Refunding Bonds, Series 2016A	3.00-5.00	2016	2030	39,505,000
Road Bonds, Series 2016A	4.00-5.00	2016	2042	69,165,000
Road Bonds, Series 2018	4.00-5.00	2018	2043	42,290,000
Road Bonds, Series 2018B	3.50-5.00	2018	2040	87,930,000
Refunding Bonds, Series 2018	4.00	2018	2030	26,965,000
Refunding Bonds, Series 2020	4.00-5.00	2021	2032	23,235,000
<b>TOTAL GENERAL OBLIGATION BONDS PAYABLE</b>				<u>454,320,750</u>
<b>CERTIFICATES OF OBLIGATION:</b>				
Series 2010	3.00-5.40	2010	2039	23,395,000
Series 2012A	2.00-5.00	2012	2023	10,690,000
<b>TOTAL CERTIFICATES OF OBLIGATION</b>				<u>34,085,000</u>
<b>TOTAL BONDED DEBT</b>				<u><u>\$ 488,405,750</u></u>


**MONTGOMERY COUNTY TOLL ROAD AUTHORITY**  
**Schedule of Bond Indebtedness**  
**As of June 30, 2021**

	<u>Interest Rate (%)</u>	<u>Issue Date</u>	<u>Maturity Date</u>	<u>Balances Outstanding</u>
<b>REVENUE BONDS:</b>				
Senior Lien Toll Revenue Bonds, Series 2018	5.00	2018	2048	87,680,000
<b>TOTAL REVENUE BONDS PAYABLE</b>				<u>87,680,000</u>
 <b>TOTAL BONDED DEBT</b>				 <b><u>\$ 87,680,000</u></b>

Reconciliation of Cash and Investment Balances  
County General Ledger to Statement of Balances  
For the Month Ended June 30, 2021

	<u>Cash</u>	<u>Investment</u>
General Ledger Balance	453,167,861	112,690,251
Additions:		
Accounts Classified as Investments for Treasurer but Cash for County		32,173,683
Amounts journalized in following month - County	(7,077,377)	
Custodial Accounts controlled by Treasurer	3,059,793	
Subtractions:		
Accounts Classified as Investments for Treasurer but Cash for County	(32,173,683)	
Accounts not handled by Treasurer		
SIT Escrow	(407,404)	
County Attorney Discretionary	(159,429)	
District Attorney State	(9,937)	
Worthless Check Fund	(7,753)	
Joe Corley Fund	(835,932)	
Forfeitures Fund	(1,766,150)	
Jail Commissary	(1,768,380)	
Contract Election Fund	(677,647)	
Cash on Hand (various funds)	(33,455)	-
Pass Through Toll	(17,447,300)	
Amounts journalized in following month - County		(401)
	<u>393,863,207</u>	<u>144,863,533</u>
Statement of Balances	393,863,208	144,863,533
Variance	(1)	-

*Any variance exists due to rounding of amounts*



**Montgomery County, Texas**  
**Office of the County Auditor**  
501 North Thompson, Suite 205, Conroe, Texas 77301  
P. O. Box 539, Conroe, Texas 77305

Rakesh Pandey, CPA  
County Auditor

Angela H. Blocker  
1<sup>st</sup> Assistant County Auditor

TO: Commissioners Court

FROM: Rakesh Pandey, County Auditor **RP**

DATE: July 13, 2021

RE: County Auditor's Report

The following reports "Report of Revenues" and "Report of Expenditures" are provided to the Commissioners Court in compliance with Local Government Code 114.024.

If you have any questions, please do not hesitate to contact me.

RP/mo

# MONTGOMERY COUNTY, TEXAS

## REPORT OF REVENUES

For Fiscal Year Ended September 30, 2021

July 6, 2021

	Sum of NetTransactionAmount
100	(222,648,650.32)
GENERAL OPERATIONS	(222,648,650.32)
1100	(201,003,541.27)
GENERAL FUND	(201,003,541.27)
400100	(184,813,601.12)
CURRENT TAXES	(184,813,601.12)
400110	(1,177,204.03)
DELINQUENT TAXES	(1,177,204.03)
400120	(1,297,493.30)
PENALTY AND INTEREST	(1,297,493.30)
400140	(1,640,969.95)
OTHER TAXES	(1,640,969.95)
410100	(134,754.00)
TABC LICENSES	(134,754.00)
410102	(520,955.00)
HEALTH PERMITS	(520,955.00)
420304	(555,591.66)
OTHER ALLOCATIONS	(555,591.66)
430104	(11,519.62)
COUNTY JUDGE FEES	(11,519.62)
430106	(157,355.20)
SHERIFF FEES	(157,355.20)
430108	(8,426.76)
COUNTY ATTORNEY FEES	(8,426.76)
430110	(3,831,146.25)
COUNTY CLERK FEES	(3,831,146.25)
430118	(409,161.47)
TPW SALES TAX COMMISSION	(409,161.47)
430132	(1,104,057.62)
DISTRICT CLERK FEES	(1,104,057.62)
430134	(3,035,386.93)
JUSTICE OF THE PEACE FEES	(3,035,386.93)
430136	(1,891.89)
TRUANCY PREVENTION AND DIVERSION CCP 102.015	(1,891.89)
430138	(20,221.75)
CONSTABLE FEES	(20,221.75)
430140	(23.00)
VOTER REGISTRATION FEES	(23.00)
430142	(159,761.56)
CRIMINAL JUSTICE FEES	(159,761.56)
430144	(1,085.59)
CHILD SAFETY	(1,085.59)
430148	(7,500.00)
BAIL BOND ADMINISTRATION FEES	(7,500.00)
430150	(34,125.67)
TRAFFIC SAFETY FEES	(34,125.67)
430152	(66,873.52)
FAILURE TO APPEAR FEES	(66,873.52)

430156	(50,863.85)
LEOSE-ANNUAL ALLOCATION	(50,863.85)
430158	(5,518.91)
JUDICIAL EDUCATION	(5,518.91)
430164	(20,448.59)
HB530 DRUG COURT FEE-UNRESTRICTED	(20,448.59)
430166	(28,417.15)
CCP102.0178 DRUG COURT FEE-RESTRICTED	(28,417.15)
430170	(12,144.59)
HAZARDOUS WASTE MANAGEMENT FEE	(12,144.59)
430174	(375,000.03)
DETENTION ADMINISTRATION SERVICES	(375,000.03)
430176	(9,399.00)
PROBATION FEES	(9,399.00)
430178	(3,579.97)
COMMUNITY RESTITUTION FEES	(3,579.97)
430212	(41,144.34)
JURY FEES	(41,144.34)
430216	(51,285.50)
INMATE TELEPHONE FEE	(51,285.50)
440100	(529,269.87)
INTEREST-BANK	(529,269.87)
440120	(343,985.30)
INVESTMENT EARNINGS	(343,985.30)
450100	(1,036.64)
COMMISSIONS	(1,036.64)
450210	(82,386.85)
CONTRACT REIMBURSEMENT-ADMINISTRATION	(82,386.85)
450318	(3,408.00)
RENTS/LEASES	(3,408.00)
450320	(143,262.47)
MISCELLANEOUS	(143,262.47)
450326	(187,969.19)
TEMPORARY SUSPENSE REVENUE	(187,969.19)
450328	(26,266.11)
SALE OF ASSETS	(26,266.11)
460100	2,000.00
COURT FINES	2,000.00
410116	(250.00)
RECYCLE CENTER PERMITS	(250.00)
440110	(100,799.02)
FAIR MARKET VALUE	(100,799.02)
2100	-
HUMAN RESOURCES	-
450200	-
CONTRACT SERVICE REVENUE	-
2200	(37,031.31)
RISK MANAGEMENT	(37,031.31)
450200	-
CONTRACT SERVICE REVENUE	-
450328	(37,031.31)
SALE OF ASSETS	(37,031.31)
2302	-
COURT COLLECTIONS	-
450200	-

CONTRACT SERVICE REVENUE	-
2800	(55,874.68)
COUNTY ATTORNEY	(55,874.68)
420100	(43,554.68)
FEDERAL GRANT REVENUE	(43,554.68)
420204	(12,320.00)
STATE ALLOCATIONS	(12,320.00)
2801	(70,689.40)
COUNTY ATTORNEY STATE FUNDS	(70,689.40)
420204	(70,000.00)
STATE ALLOCATIONS	(70,000.00)
430108	(435.84)
COUNTY ATTORNEY FEES	(435.84)
440100	(253.56)
INTEREST-BANK	(253.56)
3000	-
BUILDING CUSTODIAL SERVICES	-
410110	-
AUTO REGISTRATION	-
430180	-
VEHICLE TOWING PROGRAM FEES	-
3200	(2,000.00)
OTHER	(2,000.00)
430120	(2,000.00)
APPLICATION FEES	(2,000.00)
3210	(1,927,321.84)
NON-DEPARTMENTAL	(1,927,321.84)
450200	(1,927,321.84)
CONTRACT SERVICE REVENUE	(1,927,321.84)
3220	(128,100.31)
ALTERNATE DISPUTE RESOLUTION	(128,100.31)
430110	(18,845.31)
COUNTY CLERK FEES	(18,845.31)
430132	(76,980.00)
DISTRICT CLERK FEES	(76,980.00)
430134	(32,275.00)
JUSTICE OF THE PEACE FEES	(32,275.00)
3240	(1,045.00)
HISTORICAL COMMISSION	(1,045.00)
450300	(1,045.00)
CONTRIBUTIONS	(1,045.00)
3250	(4,454.61)
CHILD WELFARE	(4,454.61)
420100	(5,123.80)
FEDERAL GRANT REVENUE	(5,123.80)
420200	669.19
STATE GRANT REVENUE	669.19
3400	(42,502.31)
COUNTY AUDITOR	(42,502.31)
430226	284.00
RENTAL/USER FEES	284.00
450200	(42,786.31)
CONTRACT SERVICE REVENUE	(42,786.31)
3700	(5,869,863.97)
TAX ASSESSOR/COLLECTOR	(5,869,863.97)



430118	(85,312.76)
TPW SALES TAX COMMISSION	(85,312.76)
430122	(1,144,175.05)
SUPPLEMENTAL MVD FEES	(1,144,175.05)
430124	(4,625,347.66)
SALES TAX COMMISSIONS	(4,625,347.66)
430126	(15,278.50)
TPW TITLE FEE	(15,278.50)
430128	250.00
VTR LICENSE APP FEE-OWNER	250.00
3701	(8,089.55)
TAC SPECIAL INVENTORY TAX	(8,089.55)
440100	(8,089.55)
INTEREST-BANK	(8,089.55)
3703	(3,150.00)
TAC VTR	(3,150.00)
430128	(2,950.00)
VTR LICENSE APP FEE-OWNER	(2,950.00)
430130	(200.00)
VTR LICENSE APP FEE-RUNNER	(200.00)
4001	(467,110.00)
PERMITS	(467,110.00)
410106	(467,110.00)
FOOD SERVICE PERMITS	(467,110.00)
4100	(367,581.61)
ANIMAL SERVICES	(367,581.61)
410104	(4,280.00)
ANIMAL CONTROL TRANSPORT	(4,280.00)
430190	(80,228.00)
ADOPTION FEES	(80,228.00)
430192	(80,990.00)
ANIMAL SHELTER FEES	(80,990.00)
430194	(98,154.00)
CLINIC SERVICES	(98,154.00)
430196	(12,735.00)
IMPOUND FEES	(12,735.00)
450300	(91,194.61)
CONTRIBUTIONS	(91,194.61)
4200	(82,884.50)
FORENSIC SERVICES	(82,884.50)
INQUESTS AND AUTOPSIES	(82,326.00)
430210	(558.50)
FORENSIC ADMINISTRATION FEE	(558.50)
4400	(736,127.10)
CONVENTION CENTER	(736,127.10)
420304	(77,479.94)
OTHER ALLOCATIONS	(77,479.94)
430162	2,000.00
PARK FEES	2,000.00
430226	5,995.91
RENTAL/USER FEES	5,995.91
450318	(312,962.17)
RENTS/LEASES	(312,962.17)
400130	(353,680.90)
SPECIAL ASSESSMENTS	(353,680.90)

4500	(48,620.16)
MEMORIAL LIBRARY	(48,620.16)
430224	(9,827.42)
BOOK FINES	(9,827.42)
450300	(38,792.74)
CONTRIBUTIONS	(38,792.74)
5000	(433,867.01)
AIRPORT	(433,867.01)
430226	(339,153.63)
RENTAL/USER FEES	(339,153.63)
430230	(94,713.38)
FUEL FLOW FEES	(94,713.38)
5050	(102,441.70)
CUSTOMS	(102,441.70)
430226	(102,441.70)
RENTAL/USER FEES	(102,441.70)
450200	-
CONTRACT SERVICE REVENUE	-
5100	(67,517.62)
DISTRICT ATTORNEY	(67,517.62)
410110	-
AUTO REGISTRATION	-
420204	(46,444.00)
STATE ALLOCATIONS	(46,444.00)
440100	(4.80)
INTEREST-BANK	(4.80)
450200	-
CONTRACT SERVICE REVENUE	-
460130	(21,068.82)
FORFEITURES-BONDS	(21,068.82)
5101	(15,009.44)
DISTRICT ATTORNEY STATE FUNDS	(15,009.44)
420204	(15,000.00)
STATE ALLOCATIONS	(15,000.00)
440100	(9.44)
INTEREST-BANK	(9.44)
5200	(1,045.25)
OFFICE OF HOMELAND SECURITY & EMERGENCY MANAGEMENT	(1,045.25)
450328	(1,045.25)
SALE OF ASSETS	(1,045.25)
5301	(791,401.50)
FIRE MARSHAL - INSPECTIONS	(791,401.50)
430184	(202,401.50)
FIRE INSPECTION FEE-EXISTING	(202,401.50)
430186	(564,000.00)
FIRE INSPECTION FEE-NEW CONSTRUCTION	(564,000.00)
450200	(25,000.00)
CONTRACT SERVICE REVENUE	(25,000.00)
5400	(100,593.00)
JUVENILE PROBATION-ADMINISTRATIVE	(100,593.00)
430174	(100,593.00)
DETENTION ADMINISTRATION SERVICES	(100,593.00)
5500	(1,308,823.35)
ADULT PROBATION	(1,308,823.35)
450200	(1,308,823.35)

CONTRACT SERVICE REVENUE	(1,308,823.35)
5501	(262,478.71)
BOND SUPERVISION	(262,478.71)
450200	(262,478.71)
CONTRACT SERVICE REVENUE	(262,478.71)
5600	(112,761.81)
COMMISSIONS	(112,761.81)
450100	(112,761.81)
COMMISSIONS	(112,761.81)
450320	-
MISCELLANEOUS	-
5602	(1,333.49)
LEOSE	(1,333.49)
430156	(1,333.49)
LEOSE-ANNUAL ALLOCATION	(1,333.49)
6000	(742,515.20)
SHERIFF	(742,515.20)
410108	(338,550.00)
ALARM PERMITS	(338,550.00)
420206	(12,709.20)
STATE CONTRACT REIMBURSEMENT	(12,709.20)
430180	(376,216.00)
VEHICLE TOWING PROGRAM FEES	(376,216.00)
450200	(40.00)
CONTRACT SERVICE REVENUE	(40.00)
450300	(15,000.00)
CONTRIBUTIONS	(15,000.00)
6100	(38,346.83)
SHERIFF HOMELAND SECURITY	(38,346.83)
450200	(38,346.83)
CONTRACT SERVICE REVENUE	(38,346.83)
6201	(36,353.94)
SHERIFF HOMICIDE VIOLENT CRIME	(36,353.94)
450200	(36,353.94)
CONTRACT SERVICE REVENUE	(36,353.94)
6202	(8,431.51)
SHERIFF ORGANIZED CRIME	(8,431.51)
450200	(5,039.78)
CONTRACT SERVICE REVENUE	(5,039.78)
420106	(3,391.73)
FEDERAL CONTRACT REIMBURSEMENT	(3,391.73)
6301	(181,104.86)
SHERIFF PATROL EAST	(181,104.86)
450200	(173,797.36)
CONTRACT SERVICE REVENUE	(173,797.36)
450328	(7,307.50)
SALE OF ASSETS	(7,307.50)
6302	(287,876.66)
SHERIFF PATROL WEST	(287,876.66)
430200	(6,457.33)
INQUESTS AND AUTOPSIES	(6,457.33)
450200	(281,419.33)
CONTRACT SERVICE REVENUE	(281,419.33)
6303	(3,201,834.14)
SHERIFF PATROL SOUTH	(3,201,834.14)

450200	(3,201,834.14)
CONTRACT SERVICE REVENUE	(3,201,834.14)
6401	(752,768.10)
SHERIFF DISPATCH	(752,768.10)
450200	(752,768.10)
CONTRACT SERVICE REVENUE	(752,768.10)
6402	(7,410.00)
SHERIFF CRIME LAB	(7,410.00)
430182	(7,410.00)
FINGERPRINT FEES	(7,410.00)
6405	(139,739.96)
SHERIFF RADIO	(139,739.96)
450210	(139,739.96)
CONTRACT REIMBURSEMENT-ADMINISTRATION	(139,739.96)
6407	(4,735.00)
SHERIFF ACADEMY	(4,735.00)
430172	(4,735.00)
ACADEMY REVENUE	(4,735.00)
6504	(240.00)
SHERIFF ALARMS	(240.00)
410108	(240.00)
ALARM PERMITS	(240.00)
6601	(23,942.19)
SHERIFF JAIL	(23,942.19)
420108	(19,270.00)
FEDERAL INMATE HOUSING	(19,270.00)
430178	(4,672.19)
COMMUNITY RESTITUTION FEES	(4,672.19)
7100	(440,550.09)
CONSTABLE PRECINCT 1	(440,550.09)
430138	(52,488.14)
CONSTABLE FEES	(52,488.14)
430180	135.00
VEHICLE TOWING PROGRAM FEES	135.00
CONTRACT SERVICE REVENUE	(373,202.97)
450300	(3,500.00)
CONTRIBUTIONS	(3,500.00)
450320	25.00
MISCELLANEOUS	25.00
420106	(11,518.98)
FEDERAL CONTRACT REIMBURSEMENT	(11,518.98)
7200	(42,077.00)
CONSTABLE PRECINCT 2	(42,077.00)
430138	(42,077.00)
CONSTABLE FEES	(42,077.00)
7300	(738,403.17)
CONSTABLE PRECINCT 3	(738,403.17)
430138	(62,777.39)
CONSTABLE FEES	(62,777.39)
450100	(2,784.90)
COMMISSIONS	(2,784.90)
450200	(667,978.15)
CONTRACT SERVICE REVENUE	(667,978.15)
450328	(4,862.73)
SALE OF ASSETS	(4,862.73)

7400	(121,885.30)
CONSTABLE PRECINCT 4	(121,885.30)
430138	(46,666.97)
CONSTABLE FEES	(46,666.97)
450100	(730.00)
COMMISSIONS	(730.00)
450200	(71,348.33)
CONTRACT SERVICE REVENUE	(71,348.33)
450300	(1,800.00)
CONTRIBUTIONS	(1,800.00)
420106	(1,340.00)
FEDERAL CONTRACT REIMBURSEMENT	(1,340.00)
7500	(521,830.26)
CONSTABLE PRECINCT 5	(521,830.26)
430138	(32,453.34)
CONSTABLE FEES	(32,453.34)
450200	(489,376.92)
CONTRACT SERVICE REVENUE	(489,376.92)
8100	(109,261.17)
COURT OPERATIONS	(109,261.17)
450210	(15,062.00)
CONTRACT REIMBURSEMENT-ADMINISTRATION	(15,062.00)
450324	(93,699.17)
REIMBURSEMENT POST-JUDGEMENT	(93,699.17)
450322	(500.00)
REIMBURSEMENT PRE-JUDGEMENT	(500.00)
8101	(199,315.00)
INDIGENT DEFENSE- CRIMINAL	(199,315.00)
420200	(199,315.00)
STATE GRANT REVENUE	(199,315.00)
8210	(62,935.00)
COUNTY COURT AT LAW 1	(62,935.00)
420204	(63,000.00)
STATE ALLOCATIONS	(63,000.00)
430158	65.00
JUDICIAL EDUCATION	65.00
8220	(62,590.00)
COUNTY COURT AT LAW 2	(62,590.00)
420204	(63,000.00)
STATE ALLOCATIONS	(63,000.00)
430168	395.00
STENOGRAPHER FEES	395.00
430212	-
JURY FEES	-
450318	15.00
RENTS/LEASES	15.00
8230	(63,000.00)
COUNTY COURT AT LAW 3	(63,000.00)
420204	(63,000.00)
STATE ALLOCATIONS	(63,000.00)
8240	(63,000.00)
COUNTY COURT AT LAW 4	(63,000.00)
420204	(63,000.00)
STATE ALLOCATIONS	(63,000.00)
8250	(63,000.00)

COUNTY COURT AT LAW 5	(63,000.00)
420204	(63,000.00)
STATE ALLOCATIONS	(63,000.00)
8320	380.00
221ST DISTRICT COURT	380.00
430168	395.00
STENOGRAPHER FEES	395.00
450200	(15.00)
CONTRACT SERVICE REVENUE	(15.00)
450320	-
MISCELLANEOUS	-
8330	(4,204.40)
284TH DISTRICT COURT	(4,204.40)
450200	(4,204.40)
CONTRACT SERVICE REVENUE	(4,204.40)
8340	(5.97)
359TH DISTRICT COURT	(5.97)
400120	-
PENALTY AND INTEREST	-
450200	(5.97)
CONTRACT SERVICE REVENUE	(5.97)
8350	(4,000.00)
410th DISTRICT COURT	(4,000.00)
430158	-
JUDICIAL EDUCATION	-
430168	-
STENOGRAPHER FEES	-
430226	-
RENTAL/USER FEES	-
450320	(4,000.00)
MISCELLANEOUS	(4,000.00)
8360	545.94
418TH DISTRICT COURT	545.94
400120	-
PENALTY AND INTEREST	-
430102	195.94
COUNTY/DISTRICT COURT FEES	195.94
430158	350.00
JUDICIAL EDUCATION	350.00
430212	-
JURY FEES	-
430226	-
RENTAL/USER FEES	-
450318	-
RENTS/LEASES	-
8370	65.00
435TH DISTRICT COURT	65.00
430158	65.00
JUDICIAL EDUCATION	65.00
8401	(91,905.98)
DRUG COURT	(91,905.98)
430214	(90,983.94)
PROGRAM FEES	(90,983.94)
430218	(930.00)
MRT BOOK FEE	(930.00)

430226	7.96
RENTAL/USER FEES	7.96
8402	(119,143.47)
DRUG COURT-DWI COURT	(119,143.47)
430214	(118,243.47)
PROGRAM FEES	(118,243.47)
430218	(900.00)
MRT BOOK FEE	(900.00)
8510	(23,944.89)
JUSTICE OF PEACE PRECINCT 1	(23,944.89)
430228	(73,694.55)
COLLECTION FEE	(73,694.55)
450200	-
CONTRACT SERVICE REVENUE	-
430550	49,749.66
THIRD PARTY COLLECTION FEE	49,749.66
8520	(39,367.56)
JUSTICE OF PEACE PRECINCT 2	(39,367.56)
410110	-
AUTO REGISTRATION	-
430228	(109,424.52)
COLLECTION FEE	(109,424.52)
430550	70,056.96
THIRD PARTY COLLECTION FEE	70,056.96
8530	(26,700.58)
JUSTICE OF PEACE PRECINCT 3	(26,700.58)
430134	(5,604.90)
JUSTICE OF THE PEACE FEES	(5,604.90)
450200	(21,095.68)
CONTRACT SERVICE REVENUE	(21,095.68)
8540	(92,535.86)
JUSTICE OF PEACE PRECINCT 4	(92,535.86)
430228	(92,535.86)
COLLECTION FEE	(92,535.86)
8550	(52,315.48)
JUSTICE OF PEACE PRECINCT 5	(52,315.48)
430228	(52,315.48)
COLLECTION FEE	(52,315.48)
450200	-
CONTRACT SERVICE REVENUE	-
4401	(182,045.99)
FAIRGROUNDS/EXPO CENTER	(182,045.99)
430226	1,200.00
RENTAL/USER FEES	1,200.00
450318	(183,245.99)
RENTS/LEASES	(183,245.99)
3702	(6,000.00)
TAC RENDITION PENALTY	(6,000.00)
430214	(6,000.00)
PROGRAM FEES	(6,000.00)
6106	(41,000.00)
SHERIFF K9	(41,000.00)
450300	(41,000.00)
CONTRIBUTIONS	(41,000.00)
5703	(65.20)

242 OPERATIONS	(65.20)
430530	(65.20)
MCTRA ADMINISTRATION FEE	(65.20)
200	(42,508,372.02)
ROAD AND BRIDGE	(42,508,372.02)
1200	(40,848,220.62)
ROAD AND BRIDGE	(40,848,220.62)
CURRENT TAXES	(30,311,340.57)
400110	(168,626.67)
DELINQUENT TAXES	(168,626.67)
400120	(166,378.54)
PENALTY AND INTEREST	(166,378.54)
400140	(179,743.27)
OTHER TAXES	(179,743.27)
410110	(4,450,840.68)
AUTO REGISTRATION	(4,450,840.68)
410114	(43,400.00)
OVERLOAD PERMITS	(43,400.00)
420304	(182,167.00)
OTHER ALLOCATIONS	(182,167.00)
430112	(312,559.09)
SUBDIVISION FEES	(312,559.09)
430114	(1,364,083.71)
FLOOD PLAIN FEES	(1,364,083.71)
440100	(13,620.36)
INTEREST-BANK	(13,620.36)
440120	(16,499.31)
INVESTMENT EARNINGS	(16,499.31)
450328	(37,681.27)
SALE OF ASSETS	(37,681.27)
460100	(701,280.15)
COURT FINES	(701,280.15)
470100	(2,900,000.00)
TRANSFERS IN	(2,900,000.00)
4700	(2,036.00)
PARKS	(2,036.00)
430226	(2,036.00)
RENTAL/USER FEES	(2,036.00)
450200	-
CONTRACT SERVICE REVENUE	-
4800	(715.00)
COMMUNITY CENTERS	(715.00)
420102	1,085.00
FEDERAL PROGRAM INCOME	1,085.00
430226	(1,800.00)
RENTAL/USER FEES	(1,800.00)
450200	-
CONTRACT SERVICE REVENUE	-
4900	(769.97)
RECYCLE CENTERS	(769.97)
430222	(769.97)
RECYCLE FEES	(769.97)
450200	-
CONTRACT SERVICE REVENUE	-
9000	(550,000.00)



RESTRICTED	(550,000.00)
450200	(550,000.00)
CONTRACT SERVICE REVENUE	(550,000.00)
COMMISSIONER PRECINCT 1	(8,809.12)
450200	-
CONTRACT SERVICE REVENUE	-
450318	(2,185.56)
RENTS/LEASES	(2,185.56)
450320	(6,623.56)
MISCELLANEOUS	(6,623.56)
9200	(188,160.95)
COMMISSIONER PRECINCT 2	(188,160.95)
420304	(101,741.00)
OTHER ALLOCATIONS	(101,741.00)
450200	(70,898.45)
CONTRACT SERVICE REVENUE	(70,898.45)
450328	(15,521.50)
SALE OF ASSETS	(15,521.50)
9300	(97,100.67)
COMMISSIONER PRECINCT 3	(97,100.67)
450200	(4,500.00)
CONTRACT SERVICE REVENUE	(4,500.00)
450320	(16,190.00)
MISCELLANEOUS	(16,190.00)
450316	(76,410.67)
INSURANCE REIMBURSEMENT	(76,410.67)
9400	(157,765.63)
COMMISSIONER PRECINCT 4	(157,765.63)
430226	(700.00)
RENTAL/USER FEES	(700.00)
450200	(111,943.66)
CONTRACT SERVICE REVENUE	(111,943.66)
450318	559.00
RENTS/LEASES	559.00
450320	(23,521.20)
MISCELLANEOUS	(23,521.20)
450328	(22,159.77)
SALE OF ASSETS	(22,159.77)
9408	(103,480.00)
COMMUNITY CENTER - PRECINCT 4	(103,480.00)
420102	(64,080.00)
FEDERAL PROGRAM INCOME	(64,080.00)
430226	(39,400.00)
RENTAL/USER FEES	(39,400.00)
9108	(101,472.00)
COMMUNITY CENTERS - PRECINCT 1	(101,472.00)
420102	(48,412.00)
FEDERAL PROGRAM INCOME	(48,412.00)
430226	(52,760.00)
RENTAL/USER FEES	(52,760.00)
450320	(300.00)
MISCELLANEOUS	(300.00)
9107	(111,074.00)
PARKS - PRECINCT 1	(111,074.00)
430226	(111,074.00)

RENTAL/USER FEES	(111,074.00)
450200	-
CONTRACT SERVICE REVENUE	-
9208	(67,225.00)
COMMUNITY CENTERS - PRECINCT 2	(67,225.00)
420102	(47,550.00)
FEDERAL PROGRAM INCOME	(47,550.00)
430226	(19,675.00)
RENTAL/USER FEES	(19,675.00)
9307	(1.00)
PARKS - PRECINCT 3	(1.00)
RENTAL/USER FEES	(1.00)
450200	-
CONTRACT SERVICE REVENUE	-
9308	(5,000.00)
COMMUNITY CENTER - PRECINCT 3	(5,000.00)
430226	(5,000.00)
RENTAL/USER FEES	(5,000.00)
450200	-
CONTRACT SERVICE REVENUE	-
9209	(15,095.06)
RECYCLE - PRECINCT 2	(15,095.06)
430222	(15,095.06)
RECYCLE FEES	(15,095.06)
9309	(156,147.00)
RECYCLE - PRECINCT 3	(156,147.00)
430222	(156,147.00)
RECYCLE FEES	(156,147.00)
450200	-
CONTRACT SERVICE REVENUE	-
9407	(45,300.00)
PARKS - PRECINCT 4	(45,300.00)
430226	(45,300.00)
RENTAL/USER FEES	(45,300.00)
9109	(50,000.00)
RECYCLE - PRECINCT 1	(50,000.00)
450200	(50,000.00)
CONTRACT SERVICE REVENUE	(50,000.00)
201	(534.85)
WORTHLESS CHECK	(534.85)
2800	(425.71)
COUNTY ATTORNEY	(425.71)
430188	(410.00)
WORTHLESS CHECK FEES	(410.00)
440100	(15.71)
INTEREST-BANK	(15.71)
5100	(109.14)
DISTRICT ATTORNEY	(109.14)
430188	(103.77)
WORTHLESS CHECK FEES	(103.77)
440100	(5.37)
INTEREST-BANK	(5.37)
202	(277,463.15)
FORFEITURES	(277,463.15)
5100	(51,774.58)

DISTRICT ATTORNEY	(51,774.58)
440100	(806.19)
INTEREST-BANK	(806.19)
460120	(50,968.39)
FORFEITURES	(50,968.39)
5300	(5.50)
FIRE MARSHAL - INVESTIGATIONS	(5.50)
440100	(5.50)
INTEREST-BANK	(5.50)
6000	(119,662.86)
SHERIFF	(119,662.86)
440100	(1,169.17)
INTEREST-BANK	(1,169.17)
460120	(118,493.69)
FORFEITURES	(118,493.69)
6200	(39,806.83)
SHERIFF CID	(39,806.83)
440100	(493.15)
INTEREST-BANK	(493.15)
460120	(39,313.68)
FORFEITURES	(39,313.68)
7100	(5,114.03)
CONSTABLE PRECINCT 1	(5,114.03)
440100	(41.56)
INTEREST-BANK	(41.56)
460120	(5,072.47)
FORFEITURES	(5,072.47)
7200	(4,879.64)
CONSTABLE PRECINCT 2	(4,879.64)
440100	(193.59)
INTEREST-BANK	(193.59)
460120	(4,686.05)
FORFEITURES	(4,686.05)
7300	(5,409.55)
CONSTABLE PRECINCT 3	(5,409.55)
440100	(19.40)
INTEREST-BANK	(19.40)
460120	(5,390.15)
FORFEITURES	(5,390.15)
7400	(42,999.56)
CONSTABLE PRECINCT 4	(42,999.56)
440100	(77.76)
INTEREST-BANK	(77.76)
460120	(42,921.80)
FORFEITURES	(42,921.80)
7500	(7,810.60)
CONSTABLE PRECINCT 5	(7,810.60)
440100	(219.13)
INTEREST-BANK	(219.13)
460120	(7,591.47)
FORFEITURES	(7,591.47)
203	(961,144.99)
JAIL COMMISSARY	(961,144.99)
6602	(961,144.99)
SHERIFF COMMISSARY	(961,144.99)

430220	(958,721.41)
COMMISSARY SALES	(958,721.41)
440100	(2,423.58)
INTEREST-BANK	(2,423.58)
204	(232,286.91)
LAW LIBRARY	(232,286.91)
1204	(232,286.91)
LAW LIBRARY	(232,286.91)
430110	(43,972.37)
COUNTY CLERK FEES	(43,972.37)
430132	(181,300.00)
DISTRICT CLERK FEES	(181,300.00)
440100	(805.79)
INTEREST-BANK	(805.79)
440120	(476.56)
INVESTMENT EARNINGS	(476.56)
450320	(5,732.19)
MISCELLANEOUS	(5,732.19)
205	(15,400.00)
PRE-TRIAL DIVERSION	(15,400.00)
5100	(15,400.00)
DISTRICT ATTORNEY	(15,400.00)
430146	(15,400.00)
PRETRIAL DIVERSION FEES	(15,400.00)
206	(660,053.74)
COUNTY CLERK RECORDS MGMT & PRESERVATION	(660,053.74)
2300	(660,053.74)
COUNTY CLERK	(660,053.74)
430100	(657,444.68)
COUNTY RECORDS MANAGEMENT FEES	(657,444.68)
440120	(2,609.06)
INVESTMENT EARNINGS	(2,609.06)
207	(53,386.80)
COUNTY RECORDS MANAGEMENT	(53,386.80)
1207	(44,273.15)
COUNTY RECORDS MANAGEMENT	(44,273.15)
430110	(44,273.15)
COUNTY CLERK FEES	(44,273.15)
COUNTY CLERK	(9,113.65)
430100	(9,113.65)
COUNTY RECORDS MANAGEMENT FEES	(9,113.65)
208	(43,472.20)
DISTRICT CLERK RECORDS MGMT & PRESERVATION	(43,472.20)
2700	(43,472.20)
DISTRICT CLERK	(43,472.20)
430132	(43,348.46)
DISTRICT CLERK FEES	(43,348.46)
440120	(123.74)
INVESTMENT EARNINGS	(123.74)
209	(62,505.23)
DISTRICT CLERK RECORDS PRESERVATION	(62,505.23)
2700	(62,505.23)
DISTRICT CLERK	(62,505.23)
430132	(62,430.00)
DISTRICT CLERK FEES	(62,430.00)

440120	(75.23)
INVESTMENT EARNINGS	(75.23)
210	(53,782.24)
COUNTY AND DISTRICT COURTS DIGITAL PRESERVATION	(53,782.24)
2900	(53,782.24)
DIGITAL PRESERVATION COUNTY/DISTRICT	(53,782.24)
430110	(28.07)
COUNTY CLERK FEES	(28.07)
430132	(53,600.00)
DISTRICT CLERK FEES	(53,600.00)
440120	(154.17)
INVESTMENT EARNINGS	(154.17)
211	(9,011.77)
COUNTY AND DISTRICT COURT TECHNOLOGY	(9,011.77)
1211	(9,011.77)
COUNTY & DISTRICT COURT TECHNOLOGY	(9,011.77)
430110	(5,483.55)
COUNTY CLERK FEES	(5,483.55)
430132	(3,528.22)
DISTRICT CLERK FEES	(3,528.22)
212	(22,075.65)
COURT GUARDIANSHIP	(22,075.65)
8105	(22,075.65)
COURT GUARDIANSHIP	(22,075.65)
430116	(22,075.65)
COURT GUARDIANSHIP FEE	(22,075.65)
213	(103,140.14)
COURT REPORTER SERVICE	(103,140.14)
1213	(103,140.14)
COURT REPORTER SERVICE	(103,140.14)
430168	(103,140.14)
STENOGRAPHER FEES	(103,140.14)
214	(176,052.44)
COURTHOUSE SECURITY - COUNTY/DISTRICT COURT	(176,052.44)
1214	(176,052.44)
COURTHOUSE SECURITY - COUNTY/DISTRICT COURTS	(176,052.44)
430102	(176,052.44)
COUNTY/DISTRICT COURT FEES	(176,052.44)
215	(96,986.46)
COURTHOUSE SECURITY - JP	(96,986.46)
8590	(96,986.46)
JP JUSTICE COURT SECURITY	(96,986.46)
430102	(76,511.64)
COUNTY/DISTRICT COURT FEES	(76,511.64)
430134	(20,474.82)
JUSTICE OF THE PEACE FEES	(20,474.82)
216	(81,804.83)
JUSTICE COURT TECHNOLOGY	(81,804.83)
8591	(81,804.83)
JP JUSTICE COURT TECHNOLOGY	(81,804.83)
430134	(81,804.83)
JUSTICE OF THE PEACE FEES	(81,804.83)
217	(12,580.89)
JUVENILE CASE MANAGER	(12,580.89)
8592	(12,580.89)

JP JUVENILE CASE MANAGER	(12,580.89)
430134	(12,580.89)
JUSTICE OF THE PEACE FEES	(12,580.89)
218	(16,584.00)
CC VITAL RECORDS PRESERVATION	(16,584.00)
2300	(16,584.00)
COUNTY CLERK	(16,584.00)
430110	(16,584.00)
COUNTY CLERK FEES	(16,584.00)
219	(1,238.16)
CONTRACT ELECTION SERVICE	(1,238.16)
2502	(1,238.16)
CONTRACT ELECTION DIRECT PAID	(1,238.16)
440100	(1,206.35)
INTEREST-BANK	(1,206.35)
440120	(31.81)
INVESTMENT EARNINGS	(31.81)
220	(145,563,545.91)
GRANTS	(145,563,545.91)
1200	(247.79)
ROAD AND BRIDGE	(247.79)
440100	(247.79)
INTEREST-BANK	(247.79)
1220	(1,839.41)
GRANTS	(1,839.41)
440100	(1,839.41)
INTEREST-BANK	(1,839.41)
2000	(108,148,104.12)
COUNTY JUDGE	(108,148,104.12)
420100	(108,086,269.31)
FEDERAL GRANT REVENUE	(108,086,269.31)
440100	(61,834.81)
INTEREST-BANK	(61,834.81)
2500	(272,180.00)
ELECTIONS ADMINISTRATOR	(272,180.00)
420300	(272,180.00)
OTHER GRANT REVENUE	(272,180.00)
2800	(16,128,542.96)
COUNTY ATTORNEY	(16,128,542.96)
420200	(16,128,542.96)
STATE GRANT REVENUE	(16,128,542.96)
3200	(20,081.68)
OTHER	(20,081.68)
420200	(20,081.68)
STATE GRANT REVENUE	(20,081.68)
4100	(302,143.17)
ANIMAL SERVICES	(302,143.17)
420300	(302,140.85)
OTHER GRANT REVENUE	(302,140.85)
420306	(2.32)
OTHER CONTRACT REIMBURSEMENT	(2.32)
4300	(20,240,538.06)
MCCD-COUNTY APPROPRIATIONS (CDBG)	(20,240,538.06)
420100	(20,185,591.78)
FEDERAL GRANT REVENUE	(20,185,591.78)

420102	(54,946.28)
FEDERAL PROGRAM INCOME	(54,946.28)
4900	(10,013.40)
RECYCLE CENTERS	(10,013.40)
420200	(10,013.40)
STATE GRANT REVENUE	(10,013.40)
5100	(180,372.77)
DISTRICT ATTORNEY	(180,372.77)
420100	(148,458.43)
FEDERAL GRANT REVENUE	(148,458.43)
420200	(31,914.34)
STATE GRANT REVENUE	(31,914.34)
5200	2,439,227.17
OFFICE OF HOMELAND SECURITY & EMERGENCY MANAGEMENT	2,439,227.17
420100	2,439,227.17
FEDERAL GRANT REVENUE	2,439,227.17
5400	(1,608,334.01)
JUVENILE PROBATION-ADMINISTRATIVE	(1,608,334.01)
420200	(1,608,334.01)
STATE GRANT REVENUE	(1,608,334.01)
JUVENILE PROBATION-DETENTION	(500,812.57)
420100	(33,924.74)
FEDERAL GRANT REVENUE	(33,924.74)
420200	(466,837.83)
STATE GRANT REVENUE	(466,837.83)
420306	(50.00)
OTHER CONTRACT REIMBURSEMENT	(50.00)
6000	(14,700.00)
SHERIFF	(14,700.00)
420100	(14,700.00)
FEDERAL GRANT REVENUE	(14,700.00)
6100	(3,199.99)
SHERIFF HOMELAND SECURITY	(3,199.99)
420300	(3,199.99)
OTHER GRANT REVENUE	(3,199.99)
6200	(162,743.11)
SHERIFF CID	(162,743.11)
420100	(162,743.11)
FEDERAL GRANT REVENUE	(162,743.11)
6202	(53,909.06)
SHERIFF ORGANIZED CRIME	(53,909.06)
420100	(53,909.06)
FEDERAL GRANT REVENUE	(53,909.06)
6300	(37,859.21)
SHERIFF PATROL	(37,859.21)
420100	(37,859.21)
FEDERAL GRANT REVENUE	(37,859.21)
6302	(156,717.09)
SHERIFF PATROL WEST	(156,717.09)
420200	(81,507.74)
STATE GRANT REVENUE	(81,507.74)
450300	(74,274.10)
CONTRIBUTIONS	(74,274.10)
420202	(935.25)
STATE PROGRAM INCOME	(935.25)

6500	(17,541.83)
SHERIFF ADMINISTRATIVE	(17,541.83)
420100	(17,541.83)
FEDERAL GRANT REVENUE	(17,541.83)
CONSTABLE PRECINCT 1	(8,756.00)
420100	(6,242.20)
FEDERAL GRANT REVENUE	(6,242.20)
420300	(2,513.80)
OTHER GRANT REVENUE	(2,513.80)
7300	(3,971.39)
CONSTABLE PRECINCT 3	(3,971.39)
420300	(3,971.39)
OTHER GRANT REVENUE	(3,971.39)
7500	(33,578.37)
CONSTABLE PRECINCT 5	(33,578.37)
420100	(6,069.96)
FEDERAL GRANT REVENUE	(6,069.96)
420300	(27,508.41)
OTHER GRANT REVENUE	(27,508.41)
8340	(94,293.99)
359TH DISTRICT COURT	(94,293.99)
420200	(94,293.99)
STATE GRANT REVENUE	(94,293.99)
9400	(2,393.10)
COMMISSIONER PRECINCT 4	(2,393.10)
420100	(2,393.10)
FEDERAL GRANT REVENUE	(2,393.10)
9408	100.00
COMMUNITY CENTER - PRECINCT 4	100.00
420102	100.00
FEDERAL PROGRAM INCOME	100.00
221	(222,807.50)
HAVA	(222,807.50)
2500	(222,807.50)
ELECTIONS ADMINISTRATOR	(222,807.50)
420100	(222,807.50)
FEDERAL GRANT REVENUE	(222,807.50)
300	(67,519,189.50)
DEBT SERVICE	(67,519,189.50)
1300	(39,694,518.25)
DEBT SERVICE	(39,694,518.25)
400100	(39,226,244.74)
CURRENT TAXES	(39,226,244.74)
400110	(244,542.93)
DELINQUENT TAXES	(244,542.93)
400140	(95.10)
OTHER TAXES	(95.10)
420304	(200,773.34)
OTHER ALLOCATIONS	(200,773.34)
440100	(21,942.03)
INTEREST-BANK	(21,942.03)
440120	(920.11)
INVESTMENT EARNINGS	(920.11)
3290	(27,824,671.25)
DEBT SERVICE	(27,824,671.25)



480100	(23,235,000.00)
BOND PROCEEDS	(23,235,000.00)
480110	(4,589,671.25)
PREMIUM ON BOND ISSUE	(4,589,671.25)
340	182,794.40
GASB 34 CONVERSION	182,794.40
1340	182,794.40
GASB 34 CONVERSION	182,794.40
450320	(19,222.34)
MISCELLANEOUS	(19,222.34)
480200	202,016.74
GAIN/LOSS ON SALE OF ASSETS	202,016.74
400	(198,893.95)
LOCAL CAPITAL PROJECTS	(198,893.95)
1400	(198,893.95)
LOCAL CAPITAL PROJECTS	(198,893.95)
400140	(198,893.95)
OTHER TAXES	(198,893.95)
401	(5,950.61)
C/P REVENUE TOLL BONDS 10	(5,950.61)
1401	(5,950.61)
C/P REVENUE TOLL BONDS 10	(5,950.61)
440120	(5,950.61)
INVESTMENT EARNINGS	(5,950.61)
402	(1,318.20)
C/P CERTIFICATES OF OBLIGATION 2012	(1,318.20)
1402	(1,318.20)
C/P CERTIFICATES OF OBLIGATION 2012	(1,318.20)
440100	(158.52)
INTEREST-BANK	(158.52)
440120	(1,159.68)
INVESTMENT EARNINGS	(1,159.68)
403	(17,452,315.90)
C/P PASS THRU TOLL PROJECTS	(17,452,315.90)
1403	(17,452,315.90)
C/P PASS THRU TOLL PROJECTS	(17,452,315.90)
440100	(5,015.90)
INTEREST-BANK	(5,015.90)
450200	(17,447,300.00)
CONTRACT SERVICE REVENUE	(17,447,300.00)
404	(4,161.16)
C/P ROAD BONDS 2016	(4,161.16)
1404	(4,161.16)
C/P ROAD BONDS 2016	(4,161.16)
440100	(43.38)
INTEREST-BANK	(43.38)
440120	(4,117.78)
INVESTMENT EARNINGS	(4,117.78)
405	(11,953.48)
C/P ROAD BONDS 2016A	(11,953.48)
1405	(11,953.48)
C/P ROAD BONDS 2016A	(11,953.48)
440100	(4,392.00)
INTEREST-BANK	(4,392.00)
440120	(7,561.48)

INVESTMENT EARNINGS	(7,561.48)
406	(42,890.92)
C/P ROAD BONDS 2018	(42,890.92)
1406	(42,890.92)
C/P ROAD BONDS 2018	(42,890.92)
INTEREST-BANK	(42,890.92)
407	(143,653.95)
C/P ROAD BONDS 2018B	(143,653.95)
1407	(143,653.95)
C/P ROAD BONDS 2018B	(143,653.95)
440100	(143,653.95)
INTEREST-BANK	(143,653.95)
408	(8,676.00)
C/P SHERIFF'S PROJECTS	(8,676.00)
1408	(8,676.00)
SHERIFF PROJECTS	(8,676.00)
450320	(8,676.00)
MISCELLANEOUS	(8,676.00)
500	(25,805,794.59)
SELF INSURANCE	(25,805,794.59)
2201	(25,805,794.59)
SELF INSURANCE	(25,805,794.59)
430232	(20,065,684.56)
COUNTY FUNDING	(20,065,684.56)
430240	(1,238,030.91)
EMPLOYEE/RETIREE FUNDING	(1,238,030.91)
COBRA FUNDING	(180,877.71)
430244	(196,404.16)
THIRD PARTY REIMBURSEMENT	(196,404.16)
430246	(2,457,260.12)
STOP LOSS REIMBURSEMENT	(2,457,260.12)
430248	(638,566.50)
RX REBATES	(638,566.50)
430250	(164,267.88)
MEDICAL CLAIMS REFUNDS	(164,267.88)
430252	95.84
COBRA ADMINISTRATION FEE	95.84
430254	(42,224.03)
CONTRACT FUNDING	(42,224.03)
430260	(65,626.05)
EMPLOYEE CONTRIBUTION-EMPLOYEE ONLY	(65,626.05)
430262	(131,585.00)
EMPLOYEE CONTRIBUTION-EMPLOYEE AND SPOUSE	(131,585.00)
430264	(137,480.01)
EMPLOYEE CONTRIBUTION-EMPLOYEE AND CHILD	(137,480.01)
430266	(397,162.55)
EMPLOYEE CONTRIBUTION-EMPLOYEE AND FAMILY	(397,162.55)
430268	(89,046.95)
SUPPLEMENTAL LIFE EMPLOYEE PREMIUM	(89,046.95)
430270	(1,674.00)
DEPENDENT LIFE EMPLOYEE PREMIUM	(1,674.00)
501	(667,043.43)
WORKERS' COMPENSATION	(667,043.43)
2203	(667,043.43)
WORKERS COMPENSATION	(667,043.43)

430232	(500,000.00)
COUNTY FUNDING	(500,000.00)
430244	(64,243.34)
THIRD PARTY REIMBURSEMENT	(64,243.34)
430254	(102,800.09)
CONTRACT FUNDING	(102,800.09)
502	(1,254,066.90)
PROPERTY/CASUALTY	(1,254,066.90)
2202	(1,254,066.90)
PROPERTY/CASUALTY	(1,254,066.90)
430232	(950,000.00)
COUNTY FUNDING	(950,000.00)
430244	(189,115.19)
THIRD PARTY REIMBURSEMENT	(189,115.19)
430252	(25,733.13)
COBRA ADMINISTRATION FEE	(25,733.13)
450316	(89,218.58)
INSURANCE REIMBURSEMENT	(89,218.58)
(blank)	
(blank)	
(blank)	
(blank)	
(blank)	
222	(16,498,176.05)
JAIL PASS THRU	(16,498,176.05)
6601	(16,498,176.05)
SHERIFF JAIL	(16,498,176.05)
420108	(16,498,176.05)
FEDERAL INMATE HOUSING	(16,498,176.05)

# MONTGOMERY COUNTY, TEXAS

## REPORT OF EXPENDITURES

For Year Ended September 30, 2021

July 6, 2021

	Sum of NetTransactionAmount
100	178,285,453.34
GENERAL OPERATIONS	178,285,453.34
1100	3.00
GENERAL FUND	3.00
740560	-
TRANSPORTATION	-
740640	3.00
CONTRACT SERVICES	3.00
2000	380,484.97
COUNTY JUDGE	380,484.97
710100	109,208.77
SALARY/OFFICIAL-DEPARTMENT HEAD	109,208.77
710110	146,936.19
SALARY/REGULAR	146,936.19
710130	6,260.10
SALARY/OVERTIME	6,260.10
710140	1,343.89
SALARY/CELL PHONE ALLOWANCE	1,343.89
720100	17,905.84
SOCIAL SECURITY	17,905.84
720110	38,816.99
EMPLOYEE INSURANCE	38,816.99
720120	32,356.90
RETIREMENT	32,356.90
720140	663.13
STATE UNEMPLOYMENT TAX	663.13
730100	10,320.26
OFFICE SUPPLIES	10,320.26
730310	109.90
UNIFORMS	109.90
730370	78.00
PERIODICALS	78.00
740510	564.00
PROFESSIONAL DEVELOPMENT	564.00
740530	303.92
MOBILE PHONE AND DATA	303.92
740540	188.50
TRAVEL EXPENSE	188.50
740580	75.33
PRINTING	75.33
740656	2,810.95
RENT AND LEASES	2,810.95
740660	16.93
EQUIPMENT RENTAL	16.93
740720	12,343.75
INDIGENT INTERMENT	12,343.75
790100	(1.19)
REIMBURSEMENTS CLEARING	(1.19)

730101	182.81
FOOD SUPPLIES	182.81
2100	442,408.14
HUMAN RESOURCES	442,408.14
710100	97,396.03
SALARY/OFFICIAL-DEPARTMENT HEAD	97,396.03
710110	194,437.44
SALARY/REGULAR	194,437.44
710130	1,348.06
SALARY/OVERTIME	1,348.06
710140	671.94
SALARY/CELL PHONE ALLOWANCE	671.94
720100	21,519.15
SOCIAL SECURITY	21,519.15
720110	58,800.90
EMPLOYEE INSURANCE	58,800.90
720120	36,055.99
RETIREMENT	36,055.99
720140	1,416.56
STATE UNEMPLOYMENT TAX	1,416.56
730100	4,186.93
OFFICE SUPPLIES	4,186.93
740120	1,236.15
MEDICAL SERVICES	1,236.15
740512	11,827.20
PROFESSIONAL SERVICES	11,827.20
740516	7,663.01
PROFESSIONAL SERVICES-URINALYSIS	7,663.01
740580	100.16
PRINTING	100.16
740640	-
CONTRACT SERVICES	-
740660	3,665.64
EQUIPMENT RENTAL	3,665.64
740680	1,998.41
MEMBERSHIP/ASSOCIATION DUES	1,998.41
790100	(25.82)
REIMBURSEMENTS CLEARING	(25.82)
730101	110.39
FOOD SUPPLIES	110.39
2101	250.00
CIVIL SERVICE	250.00
740512	250.00
PROFESSIONAL SERVICES	250.00
2200	675,647.37
RISK MANAGEMENT	675,647.37
710100	90,800.90
SALARY/OFFICIAL-DEPARTMENT HEAD	90,800.90
710110	333,493.37
SALARY/REGULAR	333,493.37
710130	401.69
SALARY/OVERTIME	401.69
710140	685.41
SALARY/CELL PHONE ALLOWANCE	685.41
720100	31,641.28

SOCIAL SECURITY	31,641.28
720110	82,984.98
EMPLOYEE INSURANCE	82,984.98
720120	52,194.18
RETIREMENT	52,194.18
720140	2,140.60
STATE UNEMPLOYMENT TAX	2,140.60
730100	3,681.08
OFFICE SUPPLIES	3,681.08
730160	5.13
CLOTHING	5.13
730240	286.42
FUEL	286.42
730250	100.00
SHOP SUPPLIES	100.00
730370	536.99
PERIODICALS	536.99
730390	15,072.05
MEDICAL SUPPLIES	15,072.05
740120	-
MEDICAL SERVICES	-
740140	82.90
VEHICLE MAINTENANCE	82.90
740510	1,074.89
PROFESSIONAL DEVELOPMENT	1,074.89
740512	14,253.00
PROFESSIONAL SERVICES	14,253.00
740530	1,512.15
MOBILE PHONE AND DATA	1,512.15
740550	23,578.84
SAFETY PROGRAM	23,578.84
740640	-
CONTRACT SERVICES	-
740660	2,196.39
EQUIPMENT RENTAL	2,196.39
740680	2,860.00
MEMBERSHIP/ASSOCIATION DUES	2,860.00
740952	-
BONDS-SURETY	-
750400	15,974.91
CAPITAL OUTLAY-FURNITURE FIXTURES AND EQUIPMENT	15,974.91
730101	90.21
FOOD SUPPLIES	90.21
2300	1,774,855.44
COUNTY CLERK	1,774,855.44
710100	92,711.16
SALARY/OFFICIAL-DEPARTMENT HEAD	92,711.16
710110	1,078,954.19
SALARY/REGULAR	1,078,954.19
710130	2,359.03
SALARY/OVERTIME	2,359.03
720100	86,219.76
SOCIAL SECURITY	86,219.76
720110	325,976.53
EMPLOYEE INSURANCE	325,976.53

720120	144,053.93
RETIREMENT	144,053.93
720140	8,919.67
STATE UNEMPLOYMENT TAX	8,919.67
730100	9,036.53
OFFICE SUPPLIES	9,036.53
730120	245.00
BOOK SUPPLEMENTS	245.00
730170	7,627.44
BIRTH CERTIFICATES	7,627.44
730210	4,374.65
DATA PROCESSING SUPPLIES	4,374.65
730250	79.44
SHOP SUPPLIES	79.44
740510	1,150.00
PROFESSIONAL DEVELOPMENT	1,150.00
740512	800.00
PROFESSIONAL SERVICES	800.00
740540	2,735.51
TRAVEL EXPENSE	2,735.51
740580	35.00
PRINTING	35.00
740660	10,677.60
EQUIPMENT RENTAL	10,677.60
740680	175.00
MEMBERSHIP/ASSOCIATION DUES	175.00
740690	-
COURT COST	-
790100	(1,275.00)
REIMBURSEMENTS CLEARING	(1,275.00)
2302	311,098.52
COURT COLLECTIONS	311,098.52
710110	187,896.51
SALARY/REGULAR	187,896.51
710130	103.00
SALARY/OVERTIME	103.00
720100	13,635.68
SOCIAL SECURITY	13,635.68
720110	55,746.20
EMPLOYEE INSURANCE	55,746.20
720120	23,067.58
RETIREMENT	23,067.58
720140	1,532.68
STATE UNEMPLOYMENT TAX	1,532.68
730100	409.68
OFFICE SUPPLIES	409.68
730110	8,486.93
POSTAGE	8,486.93
740512	1,366.19
PROFESSIONAL SERVICES	1,366.19
740640	15,925.91
CONTRACT SERVICES	15,925.91
740660	2,828.16
EQUIPMENT RENTAL	2,828.16
740680	100.00

MEMBERSHIP/ASSOCIATION DUES	100.00
2400	230,296.00
VETERANS SERVICE	230,296.00
710100	60,414.17
SALARY/OFFICIAL-DEPARTMENT HEAD	60,414.17
710110	95,504.52
SALARY/REGULAR	95,504.52
710130	(28.96)
SALARY/OVERTIME	(28.96)
720100	11,364.66
SOCIAL SECURITY	11,364.66
720110	39,200.60
EMPLOYEE INSURANCE	39,200.60
720120	19,127.84
RETIREMENT	19,127.84
720140	978.96
STATE UNEMPLOYMENT TAX	978.96
730100	1,160.25
OFFICE SUPPLIES	1,160.25
740660	2,363.96
EQUIPMENT RENTAL	2,363.96
740680	210.00
MEMBERSHIP/ASSOCIATION DUES	210.00
2500	1,315,021.92
ELECTIONS ADMINISTRATOR	1,315,021.92
710100	70,355.71
SALARY/OFFICIAL-DEPARTMENT HEAD	70,355.71
710110	717,976.35
SALARY/REGULAR	717,976.35
710130	107,789.49
SALARY/OVERTIME	107,789.49
720100	68,157.36
SOCIAL SECURITY	68,157.36
720110	107,799.56
EMPLOYEE INSURANCE	107,799.56
720120	52,206.82
RETIREMENT	52,206.82
720140	12,738.43
STATE UNEMPLOYMENT TAX	12,738.43
730100	13,034.63
OFFICE SUPPLIES	13,034.63
730140	1,218.60
JANITOR SUPPLIES	1,218.60
730210	6,819.46
DATA PROCESSING SUPPLIES	6,819.46
730240	203.55
FUEL	203.55
730250	1,128.92
SHOP SUPPLIES	1,128.92
730320	74.28
IT HARDWARE	74.28
730330	2,355.31
IT SOFTWARE	2,355.31
730370	234.64
PERIODICALS	234.64



740140	586.97
VEHICLE MAINTENANCE	586.97
740420	74.98
COURIER SERVICE	74.98
740512	110,042.18
PROFESSIONAL SERVICES	110,042.18
740530	7,467.17
MOBILE PHONE AND DATA	7,467.17
740540	3,856.45
TRAVEL EXPENSE	3,856.45
740580	25,070.71
PRINTING	25,070.71
740628	2,112.00
TELEPHONE-FIBER OPTIC-RESTRICTED	2,112.00
740640	1,010.96
CONTRACT SERVICES	1,010.96
740654	1,430.00
COMMUNITY BUILDING/VOTING BOX	1,430.00
740656	419.88
RENT AND LEASES	419.88
740660	591.11
EQUIPMENT RENTAL	591.11
740680	40.00
MEMBERSHIP/ASSOCIATION DUES	40.00
740970	98.26
FREIGHT AND HANDLING	98.26
730101	21.91
FOOD SUPPLIES	21.91
740625	106.23
REFUSE COLLECTION	106.23
2501	65,778.47
VOTER REGISTRATION	65,778.47
710110	18,066.97
SALARY/REGULAR	18,066.97
710130	5,277.63
SALARY/OVERTIME	5,277.63
720100	1,785.86
SOCIAL SECURITY	1,785.86
720140	544.54
STATE UNEMPLOYMENT TAX	544.54
730100	1,536.00
OFFICE SUPPLIES	1,536.00
730210	1,969.00
DATA PROCESSING SUPPLIES	1,969.00
730320	23,082.60
IT HARDWARE	23,082.60
730330	1,416.87
IT SOFTWARE	1,416.87
740512	250.00
PROFESSIONAL SERVICES	250.00
750400	11,849.00
CAPITAL OUTLAY-FURNITURE FIXTURES AND EQUIPMENT	11,849.00
2600	7,698,842.18
INFORMATION TECHNOLOGY	7,698,842.18
710100	94,814.11

SALARY/OFFICIAL-DEPARTMENT HEAD	94,814.11
710110	1,842,716.00
SALARY/REGULAR	1,842,716.00
710130	21,143.42
SALARY/OVERTIME	21,143.42
710140	4,058.79
SALARY/CELL PHONE ALLOWANCE	4,058.79
720100	145,899.79
SOCIAL SECURITY	145,899.79
720110	330,955.34
EMPLOYEE INSURANCE	330,955.34
720120	241,166.97
RETIREMENT	241,166.97
720140	7,535.67
STATE UNEMPLOYMENT TAX	7,535.67
730100	12,421.28
OFFICE SUPPLIES	12,421.28
730110	27,770.01
POSTAGE	27,770.01
730210	34,320.40
DATA PROCESSING SUPPLIES	34,320.40
730240	974.45
FUEL	974.45
730320	433,470.04
IT HARDWARE	433,470.04
730330	385,582.79
IT SOFTWARE	385,582.79
730332	37,360.62
TELEPHONE-REPAIRS/REPLACEMENT-RESTRICTED	37,360.62
730380	81.14
AUDIO/VISUAL SUPPLIES	81.14
740110	2,393,479.00
IT SOFTWARE MAINTENANCE	2,393,479.00
740140	3,891.14
VEHICLE MAINTENANCE	3,891.14
740420	5,849.11
COURIER SERVICE	5,849.11
740512	196,841.84
PROFESSIONAL SERVICES	196,841.84
740530	24,208.78
MOBILE PHONE AND DATA	24,208.78
740540	490.68
TRAVEL EXPENSE	490.68
740620	696.94
ELECTRICITY	696.94
740628	102,998.60
TELEPHONE-FIBER OPTIC-RESTRICTED	102,998.60
740640	120,449.93
CONTRACT SERVICES	120,449.93
740660	1,062.59
EQUIPMENT RENTAL	1,062.59
740662	359,496.36
LEASE TO PURCHASE	359,496.36
750400	14,022.97
CAPITAL OUTLAY-FURNITURE FIXTURES AND EQUIPMENT	14,022.97

750600	46,312.00
CAPITAL OUTLAY-VEHICLES	46,312.00
750800	149,705.18
MAJOR PROJECTS	149,705.18
790100	(8,712.20)
REIMBURSEMENTS CLEARING	(8,712.20)
740627	658,087.44
TELEPHONE-RESTRICTED	658,087.44
740100	9,691.00
IT HARDWARE MAINTENANCE	9,691.00
2700	2,535,131.16
DISTRICT CLERK	2,535,131.16
710100	87,617.14
SALARY/OFFICIAL-DEPARTMENT HEAD	87,617.14
710110	1,564,243.32
SALARY/REGULAR	1,564,243.32
710130	6,814.32
SALARY/OVERTIME	6,814.32
720100	121,492.93
SOCIAL SECURITY	121,492.93
720110	497,158.49
EMPLOYEE INSURANCE	497,158.49
720120	203,540.22
RETIREMENT	203,540.22
720140	14,658.74
STATE UNEMPLOYMENT TAX	14,658.74
730100	17,349.92
OFFICE SUPPLIES	17,349.92
730110	490.00
POSTAGE	490.00
740510	1,150.00
PROFESSIONAL DEVELOPMENT	1,150.00
740540	1,802.52
TRAVEL EXPENSE	1,802.52
740580	750.00
PRINTING	750.00
740660	18,260.16
EQUIPMENT RENTAL	18,260.16
740680	175.00
MEMBERSHIP/ASSOCIATION DUES	175.00
790100	(417.80)
REIMBURSEMENTS CLEARING	(417.80)
730101	46.20
FOOD SUPPLIES	46.20
2800	2,497,639.60
COUNTY ATTORNEY	2,497,639.60
710100	127,426.93
SALARY/OFFICIAL-DEPARTMENT HEAD	127,426.93
710110	1,571,812.88
SALARY/REGULAR	1,571,812.88
710130	(3,134.36)
SALARY/OVERTIME	(3,134.36)
710140	1,181.26
SALARY/CELL PHONE ALLOWANCE	1,181.26
710150	(1,500.00)

SALARY/SPECIAL PAY	(1,500.00)
720100	128,378.73
SOCIAL SECURITY	128,378.73
720110	276,230.36
EMPLOYEE INSURANCE	276,230.36
720120	215,787.60
RETIREMENT	215,787.60
720140	6,889.94
STATE UNEMPLOYMENT TAX	6,889.94
730100	10,428.70
OFFICE SUPPLIES	10,428.70
730120	26,486.14
BOOK SUPPLEMENTS	26,486.14
730370	116.92
PERIODICALS	116.92
740220	113,524.31
LEGAL/LITIGATION COSTS	113,524.31
740504	3,826.00
ONLINE SERVICES	3,826.00
740510	5,449.63
PROFESSIONAL DEVELOPMENT	5,449.63
740540	1,811.35
TRAVEL EXPENSE	1,811.35
740580	185.00
PRINTING	185.00
740640	863.35
CONTRACT SERVICES	863.35
740660	7,675.79
EQUIPMENT RENTAL	7,675.79
740680	3,648.00
MEMBERSHIP/ASSOCIATION DUES	3,648.00
740970	599.41
FREIGHT AND HANDLING	599.41
790100	(48.34)
REIMBURSEMENTS CLEARING	(48.34)
2801	41,818.89
COUNTY ATTORNEY STATE FUNDS	41,818.89
710150	36,250.00
SALARY/SPECIAL PAY	36,250.00
730100	364.94
OFFICE SUPPLIES	364.94
730270	121.95
LAW ENFORCEMENT SPECIFIC SUPPLIES	121.95
740220	(1,273.40)
LEGAL/LITIGATION COSTS	(1,273.40)
740230	557.00
LITIGATION EXPENSES	557.00
740510	225.00
PROFESSIONAL DEVELOPMENT	225.00
740512	3,400.00
PROFESSIONAL SERVICES	3,400.00
740680	900.00
MEMBERSHIP/ASSOCIATION DUES	900.00
740450	1,273.40
SERVICE/CITATIONS	1,273.40

3000	2,284,894.31
BUILDING CUSTODIAL SERVICES	2,284,894.31
710100	79,101.15
SALARY/OFFICIAL-DEPARTMENT HEAD	79,101.15
710110	1,266,505.77
SALARY/REGULAR	1,266,505.77
710130	82,274.04
SALARY/OVERTIME	82,274.04
720100	105,111.80
SOCIAL SECURITY	105,111.80
720110	327,167.25
EMPLOYEE INSURANCE	327,167.25
720120	175,200.29
RETIREMENT	175,200.29
720140	14,924.11
STATE UNEMPLOYMENT TAX	14,924.11
730100	2,171.61
OFFICE SUPPLIES	2,171.61
730140	136,219.19
JANITOR SUPPLIES	136,219.19
730220	13,178.42
REPLACEMENTS	13,178.42
730240	8,674.25
FUEL	8,674.25
730250	517.33
SHOP SUPPLIES	517.33
730260	2,179.20
VEHICLE SUPPLIES	2,179.20
730310	6,378.86
UNIFORMS	6,378.86
730390	122.15
MEDICAL SUPPLIES	122.15
740140	5,632.51
VEHICLE MAINTENANCE	5,632.51
740512	37,270.19
PROFESSIONAL SERVICES	37,270.19
740530	4,061.70
MOBILE PHONE AND DATA	4,061.70
740660	2,277.75
EQUIPMENT RENTAL	2,277.75
750400	15,926.74
CAPITAL OUTLAY-FURNITURE FIXTURES AND EQUIPMENT	15,926.74
3100	6,254,898.98
BUILDING MAINTENANCE/CONSTRUCTION	6,254,898.98
710100	87,764.07
SALARY/OFFICIAL-DEPARTMENT HEAD	87,764.07
710110	1,602,806.02
SALARY/REGULAR	1,602,806.02
710120	-
SALARY/OTHER	-
710130	107,103.93
SALARY/OVERTIME	107,103.93
720100	134,229.42
SOCIAL SECURITY	134,229.42
720110	411,166.72

EMPLOYEE INSURANCE	411,166.72
720120	222,750.76
RETIREMENT	222,750.76
720140	11,274.47
STATE UNEMPLOYMENT TAX	11,274.47
730100	1,788.57
OFFICE SUPPLIES	1,788.57
730140	29.50
JANITOR SUPPLIES	29.50
730220	504,544.72
REPLACEMENTS	504,544.72
730240	70,625.35
FUEL	70,625.35
730250	44,563.57
SHOP SUPPLIES	44,563.57
730262	129.85
RADIO SUPPLIES	129.85
730310	1,896.48
UNIFORMS	1,896.48
740140	21,236.28
VEHICLE MAINTENANCE	21,236.28
740150	29,182.26
LANDSCAPE MAINTENANCE	29,182.26
740510	3,269.75
PROFESSIONAL DEVELOPMENT	3,269.75
740512	131,428.43
PROFESSIONAL SERVICES	131,428.43
740530	9,008.24
MOBILE PHONE AND DATA	9,008.24
740620	1,921,442.68
ELECTRICITY	1,921,442.68
740622	82,130.87
GAS	82,130.87
740624	483,866.71
WATER AND SEWER	483,866.71
740640	107,779.51
CONTRACT SERVICES	107,779.51
740660	9,024.02
EQUIPMENT RENTAL	9,024.02
740750	72,024.20
REMODEL	72,024.20
750600	175,425.00
CAPITAL OUTLAY-VEHICLES	175,425.00
750800	50,704.19
MAJOR PROJECTS	50,704.19
790100	(42,296.59)
REIMBURSEMENTS CLEARING	(42,296.59)
3200	8,121,087.15
OTHER	8,121,087.15
720110	6,763,824.00
EMPLOYEE INSURANCE	6,763,824.00
740120	67,500.00
MEDICAL SERVICES	67,500.00
740500	-
ECONOMIC DEVELOPMENT	-

740512	361,525.00
PROFESSIONAL SERVICES	361,525.00
740640	912,024.15
CONTRACT SERVICES	912,024.15
740642	15,000.00
SOIL CONSERVATION	15,000.00
740690	1,214.00
COURT COST	1,214.00
3210	9,744,795.14
NON-DEPARTMENTAL	9,744,795.14
720110	3,956,000.00
EMPLOYEE INSURANCE	3,956,000.00
720130	950,000.00
WORKERS COMPENSATION	950,000.00
720140	-
STATE UNEMPLOYMENT TAX	-
730100	7,083.01
OFFICE SUPPLIES	7,083.01
730110	323,771.17
POSTAGE	323,771.17
730370	189.00
PERIODICALS	189.00
740220	-
LEGAL/LITIGATION COSTS	-
740310	-
APPOINTED ATTORNEY-CIVIL	-
740400	75,000.00
AUDIT	75,000.00
740500	1,931,341.99
ECONOMIC DEVELOPMENT	1,931,341.99
740502	1,568,498.85
CENTRAL APPRAISAL DISTRICT	1,568,498.85
740512	156,955.68
PROFESSIONAL SERVICES	156,955.68
740570	11,093.16
ADVERTISING	11,093.16
740580	21,422.00
PRINTING	21,422.00
740640	212,721.12
CONTRACT SERVICES	212,721.12
740642	-
SOIL CONSERVATION	-
740660	1,470.96
EQUIPMENT RENTAL	1,470.96
740680	25,999.84
MEMBERSHIP/ASSOCIATION DUES	25,999.84
740690	1,754.00
COURT COST	1,754.00
740700	500,000.00
INSURANCE/BOND PREMIUMS	500,000.00
740970	21.02
FREIGHT AND HANDLING	21.02
740627	1,045.11
TELEPHONE-RESTRICTED	1,045.11
740100	438.60

IT HARDWARE MAINTENANCE	438.60
730410	(10.37)
INVOICE TOLERANCE*	(10.37)
3220	112,410.31
ALTERNATE DISPUTE RESOLUTION	112,410.31
740512	112,410.31
PROFESSIONAL SERVICES	112,410.31
3230	100,589.85
DEPARTMENT OF PUBLIC SAFETY	100,589.85
710110	64,611.20
SALARY/REGULAR	64,611.20
710130	519.79
SALARY/OVERTIME	519.79
720100	4,787.93
SOCIAL SECURITY	4,787.93
720110	21,702.87
EMPLOYEE INSURANCE	21,702.87
720120	7,991.46
RETIREMENT	7,991.46
720140	527.38
STATE UNEMPLOYMENT TAX	527.38
730100	449.22
OFFICE SUPPLIES	449.22
3240	8,634.88
HISTORICAL COMMISSION	8,634.88
740512	8,634.88
PROFESSIONAL SERVICES	8,634.88
3250	43,671.73
CHILD WELFARE	43,671.73
710120	5,760.00
SALARY/OTHER	5,760.00
730100	31.70
OFFICE SUPPLIES	31.70
730160	11,296.00
CLOTHING	11,296.00
730170	500.00
BIRTH CERTIFICATES	500.00
740120	2,074.53
MEDICAL SERVICES	2,074.53
740512	148.62
PROFESSIONAL SERVICES	148.62
740530	-
MOBILE PHONE AND DATA	-
740560	2,672.82
TRANSPORTATION	2,672.82
740770	20,190.00
ALLOWANCE	20,190.00
740780	13.00
FOSTER CARE	13.00
740627	985.06
TELEPHONE-RESTRICTED	985.06
3300	829,427.58
PURCHASING AGENT	829,427.58
710100	93,734.67
SALARY/OFFICIAL-DEPARTMENT HEAD	93,734.67



710110	485,565.88
SALARY/REGULAR	485,565.88
710130	4,476.82
SALARY/OVERTIME	4,476.82
710140	254.73
SALARY/CELL PHONE ALLOWANCE	254.73
720100	42,952.52
SOCIAL SECURITY	42,952.52
720110	111,313.20
EMPLOYEE INSURANCE	111,313.20
720120	71,660.58
RETIREMENT	71,660.58
720140	2,840.80
STATE UNEMPLOYMENT TAX	2,840.80
730100	6,613.25
OFFICE SUPPLIES	6,613.25
740110	3,960.00
IT SOFTWARE MAINTENANCE	3,960.00
740140	63.29
VEHICLE MAINTENANCE	63.29
740510	4,685.00
PROFESSIONAL DEVELOPMENT	4,685.00
740530	607.84
MOBILE PHONE AND DATA	607.84
740580	65.00
PRINTING	65.00
740680	634.00
MEMBERSHIP/ASSOCIATION DUES	634.00
790100	-
REIMBURSEMENTS CLEARING	-
3400	1,581,200.19
COUNTY AUDITOR	1,581,200.19
710100	97,922.80
SALARY/OFFICIAL-DEPARTMENT HEAD	97,922.80
710110	1,010,356.54
SALARY/REGULAR	1,010,356.54
710130	6,867.95
SALARY/OVERTIME	6,867.95
720100	81,903.43
SOCIAL SECURITY	81,903.43
720110	216,724.10
EMPLOYEE INSURANCE	216,724.10
720120	136,828.78
RETIREMENT	136,828.78
720140	6,306.28
STATE UNEMPLOYMENT TAX	6,306.28
730100	9,801.24
OFFICE SUPPLIES	9,801.24
730240	103.03
FUEL	103.03
730330	-
IT SOFTWARE	-
740140	975.00
VEHICLE MAINTENANCE	975.00
740510	4,374.00

PROFESSIONAL DEVELOPMENT	4,374.00
740512	39.99
PROFESSIONAL SERVICES	39.99
740530	962.70
MOBILE PHONE AND DATA	962.70
740540	132.76
TRAVEL EXPENSE	132.76
740640	-
CONTRACT SERVICES	-
740660	8,371.11
EQUIPMENT RENTAL	8,371.11
740680	614.00
MEMBERSHIP/ASSOCIATION DUES	614.00
740970	16.48
FREIGHT AND HANDLING	16.48
790100	(1,100.00)
REIMBURSEMENTS CLEARING	(1,100.00)
3500	230,003.66
<b>BUDGET OFFICE</b>	<b>230,003.66</b>
710100	87,499.96
SALARY/OFFICIAL-DEPARTMENT HEAD	87,499.96
710110	78,230.22
SALARY/REGULAR	78,230.22
710140	671.94
SALARY/CELL PHONE ALLOWANCE	671.94
720100	12,313.79
SOCIAL SECURITY	12,313.79
720110	27,957.76
EMPLOYEE INSURANCE	27,957.76
720120	20,417.56
RETIREMENT	20,417.56
720140	691.26
STATE UNEMPLOYMENT TAX	691.26
730100	182.46
OFFICE SUPPLIES	182.46
740530	190.15
MOBILE PHONE AND DATA	190.15
740640	295.12
CONTRACT SERVICES	295.12
740660	1,433.44
EQUIPMENT RENTAL	1,433.44
740680	120.00
MEMBERSHIP/ASSOCIATION DUES	120.00
3600	531,711.13
<b>COUNTY TREASURER</b>	<b>531,711.13</b>
710100	99,758.20
SALARY/OFFICIAL-DEPARTMENT HEAD	99,758.20
710110	253,835.64
SALARY/REGULAR	253,835.64
710130	8,789.09
SALARY/OVERTIME	8,789.09
720100	26,064.22
SOCIAL SECURITY	26,064.22
720110	74,468.51
EMPLOYEE INSURANCE	74,468.51

720120	44,464.39
RETIREMENT	44,464.39
720140	1,731.86
STATE UNEMPLOYMENT TAX	1,731.86
730100	4,764.91
OFFICE SUPPLIES	4,764.91
740510	2,049.00
PROFESSIONAL DEVELOPMENT	2,049.00
740540	707.64
TRAVEL EXPENSE	707.64
740580	105.46
PRINTING	105.46
740640	10,932.75
CONTRACT SERVICES	10,932.75
740660	3,593.96
EQUIPMENT RENTAL	3,593.96
740680	558.00
MEMBERSHIP/ASSOCIATION DUES	558.00
790100	(112.50)
REIMBURSEMENTS CLEARING	(112.50)
3700	3,182,494.23
TAX ASSESSOR/COLLECTOR	3,182,494.23
710100	107,966.42
SALARY/OFFICIAL-DEPARTMENT HEAD	107,966.42
710110	1,922,023.48
SALARY/REGULAR	1,922,023.48
710130	8,817.33
SALARY/OVERTIME	8,817.33
710140	671.94
SALARY/CELL PHONE ALLOWANCE	671.94
720100	149,192.68
SOCIAL SECURITY	149,192.68
720110	547,701.34
EMPLOYEE INSURANCE	547,701.34
720120	250,243.01
RETIREMENT	250,243.01
720140	15,282.12
STATE UNEMPLOYMENT TAX	15,282.12
730100	36,687.39
OFFICE SUPPLIES	36,687.39
730210	12,502.58
DATA PROCESSING SUPPLIES	12,502.58
740140	259.56
VEHICLE MAINTENANCE	259.56
740510	6,195.00
PROFESSIONAL DEVELOPMENT	6,195.00
740512	6,000.00
PROFESSIONAL SERVICES	6,000.00
740540	4,476.57
TRAVEL EXPENSE	4,476.57
740580	34,064.20
PRINTING	34,064.20
740640	79,647.29
CONTRACT SERVICES	79,647.29
740660	107.58

EQUIPMENT RENTAL	107.58
740680	3,590.00
MEMBERSHIP/ASSOCIATION DUES	3,590.00
790100	(2,934.26)
REIMBURSEMENTS CLEARING	(2,934.26)
3701	8,089.55
TAC SPECIAL INVENTORY TAX	8,089.55
740510	2,050.00
PROFESSIONAL DEVELOPMENT	2,050.00
740540	6,039.55
TRAVEL EXPENSE	6,039.55
4000	1,402,420.16
ENVIRONMENTAL HEALTH	1,402,420.16
710100	78,894.55
SALARY/OFFICIAL-DEPARTMENT HEAD	78,894.55
710110	893,291.38
SALARY/REGULAR	893,291.38
710120	-
SALARY/OTHER	-
720100	70,644.56
SOCIAL SECURITY	70,644.56
720110	194,798.10
EMPLOYEE INSURANCE	194,798.10
720120	119,333.25
RETIREMENT	119,333.25
720140	4,995.54
STATE UNEMPLOYMENT TAX	4,995.54
730100	7,955.21
OFFICE SUPPLIES	7,955.21
730240	2,355.15
FUEL	2,355.15
740140	945.52
VEHICLE MAINTENANCE	945.52
740510	1,008.00
PROFESSIONAL DEVELOPMENT	1,008.00
740528	14,888.51
PROFESSIONAL SERVICES-STORMWATER	14,888.51
740530	7,774.19
MOBILE PHONE AND DATA	7,774.19
740580	1,955.64
PRINTING	1,955.64
740660	3,249.56
EQUIPMENT RENTAL	3,249.56
740680	331.00
MEMBERSHIP/ASSOCIATION DUES	331.00
4001	387,756.05
PERMITS	387,756.05
710100	68,406.70
SALARY/OFFICIAL-DEPARTMENT HEAD	68,406.70
710110	185,256.97
SALARY/REGULAR	185,256.97
710140	671.94
SALARY/CELL PHONE ALLOWANCE	671.94
720100	18,566.64
SOCIAL SECURITY	18,566.64

720110	69,649.15
EMPLOYEE INSURANCE	69,649.15
720120	31,206.93
RETIREMENT	31,206.93
720140	1,819.08
STATE UNEMPLOYMENT TAX	1,819.08
730100	7,679.77
OFFICE SUPPLIES	7,679.77
740510	600.00
PROFESSIONAL DEVELOPMENT	600.00
740580	334.03
PRINTING	334.03
740660	3,264.84
EQUIPMENT RENTAL	3,264.84
740680	300.00
MEMBERSHIP/ASSOCIATION DUES	300.00
4100	3,426,699.65
ANIMAL SERVICES	3,426,699.65
710100	110,380.31
SALARY/OFFICIAL-DEPARTMENT HEAD	110,380.31
710110	1,429,643.11
SALARY/REGULAR	1,429,643.11
710130	91,980.78
SALARY/OVERTIME	91,980.78
710140	4,647.40
SALARY/CELL PHONE ALLOWANCE	4,647.40
720100	121,550.20
SOCIAL SECURITY	121,550.20
720110	440,567.59
EMPLOYEE INSURANCE	440,567.59
720120	200,817.74
RETIREMENT	200,817.74
720140	13,310.64
STATE UNEMPLOYMENT TAX	13,310.64
730100	176,243.11
OFFICE SUPPLIES	176,243.11
730220	13,170.62
REPLACEMENTS	13,170.62
730240	32,796.45
FUEL	32,796.45
730290	90,445.00
SPAY/NEUTER PROGRAM EXPENSE	90,445.00
730310	3,466.09
UNIFORMS	3,466.09
730390	401,792.86
MEDICAL SUPPLIES	401,792.86
740120	-
MEDICAL SERVICES	-
740140	31,486.31
VEHICLE MAINTENANCE	31,486.31
740410	447.04
TOLLS	447.04
740420	71.22
COURIER SERVICE	71.22
740510	4,815.35

PROFESSIONAL DEVELOPMENT	4,815.35
740512	11,558.43
PROFESSIONAL SERVICES	11,558.43
740530	7,187.76
MOBILE PHONE AND DATA	7,187.76
740580	557.00
PRINTING	557.00
740640	4,342.03
CONTRACT SERVICES	4,342.03
740660	17,178.72
EQUIPMENT RENTAL	17,178.72
750400	85,574.12
CAPITAL OUTLAY-FURNITURE FIXTURES AND EQUIPMENT	85,574.12
750600	133,421.99
CAPITAL OUTLAY-VEHICLES	133,421.99
790100	(752.22)
REIMBURSEMENTS CLEARING	(752.22)
4200	1,481,892.35
FORENSIC SERVICES	1,481,892.35
710100	194,023.27
SALARY/OFFICIAL-DEPARTMENT HEAD	194,023.27
710110	582,850.88
SALARY/REGULAR	582,850.88
710120	-
SALARY/OTHER	-
710130	27,822.01
SALARY/OVERTIME	27,822.01
720100	48,628.89
SOCIAL SECURITY	48,628.89
720110	91,757.70
EMPLOYEE INSURANCE	91,757.70
720120	96,637.09
RETIREMENT	96,637.09
720140	2,101.30
STATE UNEMPLOYMENT TAX	2,101.30
730100	6,569.96
OFFICE SUPPLIES	6,569.96
730110	1,667.12
POSTAGE	1,667.12
730220	1,462.00
REPLACEMENTS	1,462.00
730240	608.75
FUEL	608.75
730310	1,137.30
UNIFORMS	1,137.30
730390	40,063.55
MEDICAL SUPPLIES	40,063.55
740120	967.02
MEDICAL SERVICES	967.02
740140	89.77
VEHICLE MAINTENANCE	89.77
740420	276.00
COURIER SERVICE	276.00
740510	400.00
PROFESSIONAL DEVELOPMENT	400.00

740512	901.00
PROFESSIONAL SERVICES	901.00
740530	1,959.02
MOBILE PHONE AND DATA	1,959.02
740560	147,800.00
TRANSPORTATION	147,800.00
740640	227,319.94
CONTRACT SERVICES	227,319.94
740656	4,957.28
RENT AND LEASES	4,957.28
740660	262.50
EQUIPMENT RENTAL	262.50
740680	1,630.00
MEMBERSHIP/ASSOCIATION DUES	1,630.00
4300	(477.02)
MCCD-COUNTY APPROPRIATIONS (CDBG)	(477.02)
730100	29.71
OFFICE SUPPLIES	29.71
740512	(560.00)
PROFESSIONAL SERVICES	(560.00)
740660	53.27
EQUIPMENT RENTAL	53.27
4400	619,397.31
CONVENTION CENTER	619,397.31
710100	75,433.08
SALARY/OFFICIAL-DEPARTMENT HEAD	75,433.08
710110	226,961.88
SALARY/REGULAR	226,961.88
710120	-
SALARY/OTHER	-
710130	6,604.44
SALARY/OVERTIME	6,604.44
720100	22,796.38
SOCIAL SECURITY	22,796.38
720110	83,717.36
EMPLOYEE INSURANCE	83,717.36
720120	38,128.64
RETIREMENT	38,128.64
720140	2,242.14
STATE UNEMPLOYMENT TAX	2,242.14
730100	483.55
OFFICE SUPPLIES	483.55
730140	10,953.40
JANITOR SUPPLIES	10,953.40
730220	18,883.45
REPLACEMENTS	18,883.45
730240	3,609.51
FUEL	3,609.51
730250	3,798.05
SHOP SUPPLIES	3,798.05
730260	39.99
VEHICLE SUPPLIES	39.99
730310	956.91
UNIFORMS	956.91
730320	63.80

IT HARDWARE	63.80
730350	5,256.47
AGRICULTURE SUPPLIES	5,256.47
730370	104.00
PERIODICALS	104.00
730380	1,978.00
AUDIO/VISUAL SUPPLIES	1,978.00
740140	4,699.74
VEHICLE MAINTENANCE	4,699.74
740150	45,372.88
LANDSCAPE MAINTENANCE	45,372.88
740530	3,019.83
MOBILE PHONE AND DATA	3,019.83
740540	705.80
TRAVEL EXPENSE	705.80
740570	1,710.94
ADVERTISING	1,710.94
740640	58,565.66
CONTRACT SERVICES	58,565.66
740660	3,236.41
EQUIPMENT RENTAL	3,236.41
740680	605.00
MEMBERSHIP/ASSOCIATION DUES	605.00
790100	(530.00)
REIMBURSEMENTS CLEARING	(530.00)
4500	6,459,602.68
MEMORIAL LIBRARY	6,459,602.68
710100	101,630.96
SALARY/OFFICIAL-DEPARTMENT HEAD	101,630.96
710110	3,883,340.58
SALARY/REGULAR	3,883,340.58
710130	55.88
SALARY/OVERTIME	55.88
720100	292,829.80
SOCIAL SECURITY	292,829.80
720110	1,050,863.05
EMPLOYEE INSURANCE	1,050,863.05
720120	488,579.91
RETIREMENT	488,579.91
720140	35,315.80
STATE UNEMPLOYMENT TAX	35,315.80
730100	36,888.09
OFFICE SUPPLIES	36,888.09
730210	7,341.10
DATA PROCESSING SUPPLIES	7,341.10
730220	5,765.34
REPLACEMENTS	5,765.34
730240	2,307.28
FUEL	2,307.28
730370	72,980.10
PERIODICALS	72,980.10
730380	98,574.73
AUDIO/VISUAL SUPPLIES	98,574.73
740140	2,636.75
VEHICLE MAINTENANCE	2,636.75



740510	1,243.00
PROFESSIONAL DEVELOPMENT	1,243.00
740512	103,249.04
PROFESSIONAL SERVICES	103,249.04
740530	649.78
MOBILE PHONE AND DATA	649.78
740540	975.75
TRAVEL EXPENSE	975.75
740640	12,222.29
CONTRACT SERVICES	12,222.29
740660	7,112.52
EQUIPMENT RENTAL	7,112.52
750700	255,076.92
CAPITAL OUTLAY-BOOKS	255,076.92
790100	(35.99)
REIMBURSEMENTS CLEARING	(35.99)
4600	485,199.62
EXTENSION AGENTS	485,199.62
710110	180,092.78
SALARY/REGULAR	180,092.78
710120	134,585.96
SALARY/OTHER	134,585.96
710130	646.90
SALARY/OVERTIME	646.90
720100	24,033.83
SOCIAL SECURITY	24,033.83
720110	92,666.70
EMPLOYEE INSURANCE	92,666.70
720120	24,102.95
RETIREMENT	24,102.95
720140	2,792.72
STATE UNEMPLOYMENT TAX	2,792.72
730100	3,562.26
OFFICE SUPPLIES	3,562.26
730370	87.00
PERIODICALS	87.00
740510	1,235.00
PROFESSIONAL DEVELOPMENT	1,235.00
740512	75.00
PROFESSIONAL SERVICES	75.00
740530	741.36
MOBILE PHONE AND DATA	741.36
740540	9,699.31
TRAVEL EXPENSE	9,699.31
740660	9,517.85
EQUIPMENT RENTAL	9,517.85
740680	1,360.00
MEMBERSHIP/ASSOCIATION DUES	1,360.00
5000	456,210.64
AIRPORT	456,210.64
710100	77,008.93
SALARY/OFFICIAL-DEPARTMENT HEAD	77,008.93
710110	217,735.56
SALARY/REGULAR	217,735.56
710130	3,417.53

SALARY/OVERTIME	3,417.53
710140	494.73
SALARY/CELL PHONE ALLOWANCE	494.73
720100	23,529.70
SOCIAL SECURITY	23,529.70
720110	56,942.81
EMPLOYEE INSURANCE	56,942.81
720120	36,645.13
RETIREMENT	36,645.13
720140	2,142.80
STATE UNEMPLOYMENT TAX	2,142.80
730100	336.53
OFFICE SUPPLIES	336.53
730220	13,244.13
REPLACEMENTS	13,244.13
730240	4,488.47
FUEL	4,488.47
730250	479.70
SHOP SUPPLIES	479.70
730310	358.00
UNIFORMS	358.00
740140	1,683.64
VEHICLE MAINTENANCE	1,683.64
740150	6,334.50
LANDSCAPE MAINTENANCE	6,334.50
740420	21.88
COURIER SERVICE	21.88
740512	7,637.41
PROFESSIONAL SERVICES	7,637.41
740528	500.00
PROFESSIONAL SERVICES-STORMWATER	500.00
740530	1,457.22
MOBILE PHONE AND DATA	1,457.22
740580	259.01
PRINTING	259.01
740622	298.55
GAS	298.55
740640	95.00
CONTRACT SERVICES	95.00
740680	590.00
MEMBERSHIP/ASSOCIATION DUES	590.00
740260	12.47
INTEREST ON CREDIT CARDS	12.47
740625	496.94
REFUSE COLLECTION	496.94
5050	253,515.04
CUSTOMS	253,515.04
740512	253,140.94
PROFESSIONAL SERVICES	253,140.94
740640	374.10
CONTRACT SERVICES	374.10
5060	23,638.73
ARF	23,638.73
730270	23,113.79
LAW ENFORCEMENT SPECIFIC SUPPLIES	23,113.79

740140	350.00
VEHICLE MAINTENANCE	350.00
740512	174.94
PROFESSIONAL SERVICES	174.94
5100	8,488,171.57
DISTRICT ATTORNEY	8,488,171.57
710100	27,392.09
SALARY/OFFICIAL-DEPARTMENT HEAD	27,392.09
710110	5,898,696.09
SALARY/REGULAR	5,898,696.09
710120	-
SALARY/OTHER	-
710130	6,624.18
SALARY/OVERTIME	6,624.18
710140	671.94
SALARY/CELL PHONE ALLOWANCE	671.94
710150	127,109.73
SALARY/SPECIAL PAY	127,109.73
720100	443,069.93
SOCIAL SECURITY	443,069.93
720110	917,169.41
EMPLOYEE INSURANCE	917,169.41
720120	744,823.71
RETIREMENT	744,823.71
720140	23,050.77
STATE UNEMPLOYMENT TAX	23,050.77
730100	37,721.55
OFFICE SUPPLIES	37,721.55
730120	5,070.70
BOOK SUPPLEMENTS	5,070.70
730240	20,772.68
FUEL	20,772.68
730310	2,952.44
UNIFORMS	2,952.44
730330	18,965.00
IT SOFTWARE	18,965.00
740110	-
IT SOFTWARE MAINTENANCE	-
740140	51,862.70
VEHICLE MAINTENANCE	51,862.70
740160	(342.88)
SPECIAL INVESTIGATION	(342.88)
740420	143.45
COURIER SERVICE	143.45
740460	373.26
INVESTIGATOR	373.26
740478	9,000.00
EXPERT WITNESS-PSYCHIATRIC EVALUATION	9,000.00
740484	426.67
COURT REPORTER TRANSCRIPT	426.67
740504	5,836.48
ONLINE SERVICES	5,836.48
740510	16,064.00
PROFESSIONAL DEVELOPMENT	16,064.00
740512	25,758.29

PROFESSIONAL SERVICES	25,758.29
740530	16,691.34
MOBILE PHONE AND DATA	16,691.34
740540	5,712.43
TRAVEL EXPENSE	5,712.43
740640	30,429.54
CONTRACT SERVICES	30,429.54
740660	52,511.16
EQUIPMENT RENTAL	52,511.16
740680	960.00
MEMBERSHIP/ASSOCIATION DUES	960.00
740970	598.26
FREIGHT AND HANDLING	598.26
790100	(1,943.35)
REIMBURSEMENTS CLEARING	(1,943.35)
5101	10,015.88
DISTRICT ATTORNEY STATE FUNDS	10,015.88
710110	57.70
SALARY/REGULAR	57.70
710150	7,306.75
SALARY/SPECIAL PAY	7,306.75
720100	500.60
SOCIAL SECURITY	500.60
720110	1,285.66
EMPLOYEE INSURANCE	1,285.66
720120	823.23
RETIREMENT	823.23
720140	41.94
STATE UNEMPLOYMENT TAX	41.94
5200	752,879.60
OFFICE OF HOMELAND SECURITY & EMERGENCY MANAGEMENT	752,879.60
710100	39,091.84
SALARY/OFFICIAL-DEPARTMENT HEAD	39,091.84
710110	287,349.06
SALARY/REGULAR	287,349.06
710130	9,963.38
SALARY/OVERTIME	9,963.38
720100	24,860.05
SOCIAL SECURITY	24,860.05
720110	53,336.94
EMPLOYEE INSURANCE	53,336.94
720120	41,282.02
RETIREMENT	41,282.02
720140	1,301.54
STATE UNEMPLOYMENT TAX	1,301.54
730100	2,393.51
OFFICE SUPPLIES	2,393.51
730240	7,233.56
FUEL	7,233.56
730250	2,479.15
SHOP SUPPLIES	2,479.15
740140	1,076.06
VEHICLE MAINTENANCE	1,076.06
740510	400.72
PROFESSIONAL DEVELOPMENT	400.72

740512	242,268.57
PROFESSIONAL SERVICES	242,268.57
740530	3,471.18
MOBILE PHONE AND DATA	3,471.18
740640	898.94
CONTRACT SERVICES	898.94
740660	10,524.45
EQUIPMENT RENTAL	10,524.45
790100	(429.12)
REIMBURSEMENTS CLEARING	(429.12)
730101	26,423.00
FOOD SUPPLIES	26,423.00
790900	(1,045.25)
CARRYOVER FROM PREVIOUS YEAR	(1,045.25)
5300	691,147.62
FIRE MARSHAL - INVESTIGATIONS	691,147.62
710100	91,681.90
SALARY/OFFICIAL-DEPARTMENT HEAD	91,681.90
710110	351,231.62
SALARY/REGULAR	351,231.62
710130	12,752.21
SALARY/OVERTIME	12,752.21
710150	14,196.00
SALARY/SPECIAL PAY	14,196.00
720100	35,339.61
SOCIAL SECURITY	35,339.61
720110	57,749.91
EMPLOYEE INSURANCE	57,749.91
720120	57,652.27
RETIREMENT	57,652.27
720140	1,981.88
STATE UNEMPLOYMENT TAX	1,981.88
730100	249.77
OFFICE SUPPLIES	249.77
730240	18,625.43
FUEL	18,625.43
730250	4,849.21
SHOP SUPPLIES	4,849.21
730270	4,421.36
LAW ENFORCEMENT SPECIFIC SUPPLIES	4,421.36
730280	2,285.14
CANINE EXPENSES	2,285.14
730310	395.62
UNIFORMS	395.62
740140	8,029.35
VEHICLE MAINTENANCE	8,029.35
740420	44.51
COURIER SERVICE	44.51
740510	5,196.00
PROFESSIONAL DEVELOPMENT	5,196.00
740530	4,185.65
MOBILE PHONE AND DATA	4,185.65
740540	17,346.52
TRAVEL EXPENSE	17,346.52
740660	1,741.80

EQUIPMENT RENTAL	1,741.80
740680	1,201.94
MEMBERSHIP/ASSOCIATION DUES	1,201.94
790100	(10.08)
REIMBURSEMENTS CLEARING	(10.08)
5301	640,262.37
FIRE MARSHAL - INSPECTIONS	640,262.37
710110	420,527.56
SALARY/REGULAR	420,527.56
710130	11,521.41
SALARY/OVERTIME	11,521.41
720100	31,421.54
SOCIAL SECURITY	31,421.54
720110	76,059.52
EMPLOYEE INSURANCE	76,059.52
720120	53,012.26
RETIREMENT	53,012.26
720140	2,444.51
STATE UNEMPLOYMENT TAX	2,444.51
730100	492.88
OFFICE SUPPLIES	492.88
730240	8,805.18
FUEL	8,805.18
730250	11,252.01
SHOP SUPPLIES	11,252.01
730270	92.27
LAW ENFORCEMENT SPECIFIC SUPPLIES	92.27
740110	4,605.80
IT SOFTWARE MAINTENANCE	4,605.80
740140	5,084.03
VEHICLE MAINTENANCE	5,084.03
740504	928.04
ONLINE SERVICES	928.04
740510	1,135.00
PROFESSIONAL DEVELOPMENT	1,135.00
740530	6,578.29
MOBILE PHONE AND DATA	6,578.29
740540	1,035.00
TRAVEL EXPENSE	1,035.00
740580	120.00
PRINTING	120.00
740660	2,108.88
EQUIPMENT RENTAL	2,108.88
740680	1,225.57
MEMBERSHIP/ASSOCIATION DUES	1,225.57
750400	1,812.62
CAPITAL OUTLAY-FURNITURE FIXTURES AND EQUIPMENT	1,812.62
5400	1,238,816.86
JUVENILE PROBATION-ADMINISTRATIVE	1,238,816.86
710100	104,603.28
SALARY/OFFICIAL-DEPARTMENT HEAD	104,603.28
710110	726,881.02
SALARY/REGULAR	726,881.02
710130	719.39
SALARY/OVERTIME	719.39

710140	417.19
SALARY/CELL PHONE ALLOWANCE	417.19
720100	60,993.85
SOCIAL SECURITY	60,993.85
720110	220,090.27
EMPLOYEE INSURANCE	220,090.27
720120	102,162.97
RETIREMENT	102,162.97
720140	5,775.94
STATE UNEMPLOYMENT TAX	5,775.94
730100	1,305.70
OFFICE SUPPLIES	1,305.70
730240	38.27
FUEL	38.27
740140	33.71
VEHICLE MAINTENANCE	33.71
740512	(250.00)
PROFESSIONAL SERVICES	(250.00)
740516	(3,463.00)
PROFESSIONAL SERVICES-URINALYSIS	(3,463.00)
740518	(3,085.00)
PROFESSIONAL SERVICES-POLYGRAPH	(3,085.00)
740530	420.95
MOBILE PHONE AND DATA	420.95
740540	739.50
TRAVEL EXPENSE	739.50
740660	21,802.82
EQUIPMENT RENTAL	21,802.82
740790	(20.00)
ELECTRONIC MONITORING	(20.00)
740810	(350.00)
PURCHASED RESIDENTIAL SERVICE-EXTERNAL CONT	(350.00)
5401	2,536,730.96
JUVENILE PROBATION-DETENTION	2,536,730.96
710100	5,009.90
SALARY/OFFICIAL-DEPARTMENT HEAD	5,009.90
710110	1,644,107.65
SALARY/REGULAR	1,644,107.65
710130	13,873.08
SALARY/OVERTIME	13,873.08
710140	671.94
SALARY/CELL PHONE ALLOWANCE	671.94
720100	123,977.90
SOCIAL SECURITY	123,977.90
720110	439,865.45
EMPLOYEE INSURANCE	439,865.45
720120	204,129.41
RETIREMENT	204,129.41
720140	14,916.01
STATE UNEMPLOYMENT TAX	14,916.01
730100	4,890.18
OFFICE SUPPLIES	4,890.18
730140	8,366.94
JANITOR SUPPLIES	8,366.94
730150	207.16

INMATE SUPPLIES	207.16
730160	1,947.92
CLOTHING	1,947.92
730220	12,468.99
REPLACEMENTS	12,468.99
730310	200.04
UNIFORMS	200.04
730390	(0.00)
MEDICAL SUPPLIES	(0.00)
740120	5,000.00
MEDICAL SERVICES	5,000.00
740130	12,500.00
PHYSICIAN SERVICES	12,500.00
740140	3,241.64
VEHICLE MAINTENANCE	3,241.64
740512	21,566.91
PROFESSIONAL SERVICES	21,566.91
740530	12.50
MOBILE PHONE AND DATA	12.50
740660	612.28
EQUIPMENT RENTAL	612.28
740694	6,249.60
FOOD SERVICE	6,249.60
730101	12,915.46
FOOD SUPPLIES	12,915.46
5500	2,941,337.45
ADULT PROBATION	2,941,337.45
710100	108,419.07
SALARY/OFFICIAL-DEPARTMENT HEAD	108,419.07
710110	2,315,114.14
SALARY/REGULAR	2,315,114.14
710130	2,454.19
SALARY/OVERTIME	2,454.19
710140	8,122.40
SALARY/CELL PHONE ALLOWANCE	8,122.40
720100	174,991.08
SOCIAL SECURITY	174,991.08
720110	1,807.08
EMPLOYEE INSURANCE	1,807.08
720120	298,664.99
RETIREMENT	298,664.99
720140	16,553.91
STATE UNEMPLOYMENT TAX	16,553.91
730100	1,632.14
OFFICE SUPPLIES	1,632.14
740660	12,503.83
EQUIPMENT RENTAL	12,503.83
740100	1,074.62
IT HARDWARE MAINTENANCE	1,074.62
5501	-
BOND SUPERVISION	-
710110	-
SALARY/REGULAR	-
5600	15,078.03
COMMISSIONS	15,078.03



730100	2,208.78
OFFICE SUPPLIES	2,208.78
730220	3,809.55
REPLACEMENTS	3,809.55
730270	2,848.22
LAW ENFORCEMENT SPECIFIC SUPPLIES	2,848.22
730310	266.00
UNIFORMS	266.00
790900	5,945.48
CARRYOVER FROM PREVIOUS YEAR	5,945.48
5602	62,534.71
LEOSE	62,534.71
740510	61,693.21
PROFESSIONAL DEVELOPMENT	61,693.21
740540	841.50
TRAVEL EXPENSE	841.50
6000	1,595,694.97
SHERIFF	1,595,694.97
710100	122,037.73
SALARY/OFFICIAL-DEPARTMENT HEAD	122,037.73
710110	992,314.76
SALARY/REGULAR	992,314.76
710130	98,599.09
SALARY/OVERTIME	98,599.09
720100	89,291.11
SOCIAL SECURITY	89,291.11
720110	112,453.35
EMPLOYEE INSURANCE	112,453.35
720120	148,824.16
RETIREMENT	148,824.16
720140	2,997.42
STATE UNEMPLOYMENT TAX	2,997.42
730100	6,183.58
OFFICE SUPPLIES	6,183.58
740510	2,625.00
PROFESSIONAL DEVELOPMENT	2,625.00
740530	8,932.08
MOBILE PHONE AND DATA	8,932.08
740540	732.74
TRAVEL EXPENSE	732.74
740580	2,486.27
PRINTING	2,486.27
740640	5,722.37
CONTRACT SERVICES	5,722.37
740660	2,974.32
EQUIPMENT RENTAL	2,974.32
790100	(595.00)
REIMBURSEMENTS CLEARING	(595.00)
740260	115.99
INTEREST ON CREDIT CARDS	115.99
6100	2,992,123.59
SHERIFF HOMELAND SECURITY	2,992,123.59
710110	1,988,029.55
SALARY/REGULAR	1,988,029.55
710130	81,975.54

SALARY/OVERTIME	81,975.54
710150	13,050.00
SALARY/SPECIAL PAY	13,050.00
720100	154,564.52
SOCIAL SECURITY	154,564.52
720110	377,310.50
EMPLOYEE INSURANCE	377,310.50
720120	255,655.33
RETIREMENT	255,655.33
720140	12,738.88
STATE UNEMPLOYMENT TAX	12,738.88
730100	2,346.04
OFFICE SUPPLIES	2,346.04
730140	1,422.14
JANITOR SUPPLIES	1,422.14
730220	12,594.39
REPLACEMENTS	12,594.39
730270	85,997.24
LAW ENFORCEMENT SPECIFIC SUPPLIES	85,997.24
740510	-
PROFESSIONAL DEVELOPMENT	-
740512	1,440.00
PROFESSIONAL SERVICES	1,440.00
740530	4,091.62
MOBILE PHONE AND DATA	4,091.62
740540	626.75
TRAVEL EXPENSE	626.75
740580	46.09
PRINTING	46.09
740640	235.00
CONTRACT SERVICES	235.00
730360	-
ARMORY EXPENSE	-
6201	1,997,821.68
SHERIFF HOMICIDE VIOLENT CRIME	1,997,821.68
710110	1,321,669.22
SALARY/REGULAR	1,321,669.22
710130	107,803.00
SALARY/OVERTIME	107,803.00
720100	106,934.94
SOCIAL SECURITY	106,934.94
720110	237,577.06
EMPLOYEE INSURANCE	237,577.06
720120	175,393.57
RETIREMENT	175,393.57
720140	5,916.13
STATE UNEMPLOYMENT TAX	5,916.13
730100	21,080.34
OFFICE SUPPLIES	21,080.34
740510	3,465.00
PROFESSIONAL DEVELOPMENT	3,465.00
740530	10,513.57
MOBILE PHONE AND DATA	10,513.57
740540	1,132.35
TRAVEL EXPENSE	1,132.35

740580	703.94
PRINTING	703.94
740640	511.00
CONTRACT SERVICES	511.00
740660	6,400.56
EQUIPMENT RENTAL	6,400.56
790100	(1,279.00)
REIMBURSEMENTS CLEARING	(1,279.00)
6202	1,353,360.39
SHERIFF ORGANIZED CRIME	1,353,360.39
710110	920,981.99
SALARY/REGULAR	920,981.99
710130	47,714.47
SALARY/OVERTIME	47,714.47
720100	72,155.82
SOCIAL SECURITY	72,155.82
720110	162,354.02
EMPLOYEE INSURANCE	162,354.02
720120	118,859.26
RETIREMENT	118,859.26
720140	3,939.54
STATE UNEMPLOYMENT TAX	3,939.54
730100	2,447.41
OFFICE SUPPLIES	2,447.41
730270	894.56
LAW ENFORCEMENT SPECIFIC SUPPLIES	894.56
740504	2,881.00
ONLINE SERVICES	2,881.00
740510	2,492.00
PROFESSIONAL DEVELOPMENT	2,492.00
740512	200.00
PROFESSIONAL SERVICES	200.00
740530	11,271.34
MOBILE PHONE AND DATA	11,271.34
740540	1,083.60
TRAVEL EXPENSE	1,083.60
740640	4,600.02
CONTRACT SERVICES	4,600.02
740660	1,783.32
EQUIPMENT RENTAL	1,783.32
790100	(297.96)
REIMBURSEMENTS CLEARING	(297.96)
6300	29,619.40
SHERIFF PATROL	29,619.40
710110	13,760.00
SALARY/REGULAR	13,760.00
710130	5,364.25
SALARY/OVERTIME	5,364.25
720100	1,410.80
SOCIAL SECURITY	1,410.80
720110	3,144.30
EMPLOYEE INSURANCE	3,144.30
720120	2,346.54
RETIREMENT	2,346.54
730270	3,538.36

LAW ENFORCEMENT SPECIFIC SUPPLIES	3,538.36
740530	55.15
MOBILE PHONE AND DATA	55.15
6301	8,061,235.33
SHERIFF PATROL EAST	8,061,235.33
710110	5,498,280.08
SALARY/REGULAR	5,498,280.08
710130	138,930.48
SALARY/OVERTIME	138,930.48
710150	15,234.00
SALARY/SPECIAL PAY	15,234.00
720100	420,171.05
SOCIAL SECURITY	420,171.05
720110	1,153,943.50
EMPLOYEE INSURANCE	1,153,943.50
720120	693,554.96
RETIREMENT	693,554.96
720140	31,773.51
STATE UNEMPLOYMENT TAX	31,773.51
730100	6,316.77
OFFICE SUPPLIES	6,316.77
730130	190.87
ESTRAY EXPENSE	190.87
730240	11,333.40
FUEL	11,333.40
730270	26,138.63
LAW ENFORCEMENT SPECIFIC SUPPLIES	26,138.63
740510	250.00
PROFESSIONAL DEVELOPMENT	250.00
740512	53.70
PROFESSIONAL SERVICES	53.70
740530	45,157.84
MOBILE PHONE AND DATA	45,157.84
740580	5,175.66
PRINTING	5,175.66
740660	14,730.88
EQUIPMENT RENTAL	14,730.88
750400	-
CAPITAL OUTLAY-FURNITURE FIXTURES AND EQUIPMENT	-
6302	6,077,777.20
SHERIFF PATROL WEST	6,077,777.20
710110	4,149,903.60
SALARY/REGULAR	4,149,903.60
710130	121,842.96
SALARY/OVERTIME	121,842.96
710150	3,450.00
SALARY/SPECIAL PAY	3,450.00
720100	316,714.99
SOCIAL SECURITY	316,714.99
720110	823,638.34
EMPLOYEE INSURANCE	823,638.34
720120	524,566.86
RETIREMENT	524,566.86
720140	21,752.88
STATE UNEMPLOYMENT TAX	21,752.88

730100	3,890.42
OFFICE SUPPLIES	3,890.42
730130	8,148.14
ESTRAY EXPENSE	8,148.14
730240	11,354.37
FUEL	11,354.37
730270	18,499.74
LAW ENFORCEMENT SPECIFIC SUPPLIES	18,499.74
740510	4,594.96
PROFESSIONAL DEVELOPMENT	4,594.96
740512	1,040.81
PROFESSIONAL SERVICES	1,040.81
740530	34,741.23
MOBILE PHONE AND DATA	34,741.23
740540	1,120.80
TRAVEL EXPENSE	1,120.80
740580	2,117.36
PRINTING	2,117.36
740640	3,094.00
CONTRACT SERVICES	3,094.00
740660	11,671.80
EQUIPMENT RENTAL	11,671.80
750400	6,691.00
CAPITAL OUTLAY-FURNITURE FIXTURES AND EQUIPMENT	6,691.00
750600	11,550.69
CAPITAL OUTLAY-VEHICLES	11,550.69
790100	(2,607.75)
REIMBURSEMENTS CLEARING	(2,607.75)
6303	7,502,232.68
SHERIFF PATROL SOUTH	7,502,232.68
710110	4,781,486.97
SALARY/REGULAR	4,781,486.97
710130	549,262.50
SALARY/OVERTIME	549,262.50
710150	5,184.00
SALARY/SPECIAL PAY	5,184.00
720100	407,149.32
SOCIAL SECURITY	407,149.32
720110	976,624.83
EMPLOYEE INSURANCE	976,624.83
720120	654,762.56
RETIREMENT	654,762.56
720140	26,147.30
STATE UNEMPLOYMENT TAX	26,147.30
730100	4,330.10
OFFICE SUPPLIES	4,330.10
730270	8,046.19
LAW ENFORCEMENT SPECIFIC SUPPLIES	8,046.19
740512	76.58
PROFESSIONAL SERVICES	76.58
740530	39,522.90
MOBILE PHONE AND DATA	39,522.90
740580	7,679.11
PRINTING	7,679.11
740640	85.00

CONTRACT SERVICES	85.00
740660	6,459.48
EQUIPMENT RENTAL	6,459.48
750600	35,415.84
CAPITAL OUTLAY-VEHICLES	35,415.84
6401	3,314,034.39
SHERIFF DISPATCH	3,314,034.39
710110	2,111,900.48
SALARY/REGULAR	2,111,900.48
710130	135,202.49
SALARY/OVERTIME	135,202.49
720100	177,445.15
SOCIAL SECURITY	177,445.15
720110	554,158.59
EMPLOYEE INSURANCE	554,158.59
720120	275,741.47
RETIREMENT	275,741.47
720140	16,436.53
STATE UNEMPLOYMENT TAX	16,436.53
730100	24,418.84
OFFICE SUPPLIES	24,418.84
730320	2,150.60
IT HARDWARE	2,150.60
740110	9,495.00
IT SOFTWARE MAINTENANCE	9,495.00
740510	2,292.00
PROFESSIONAL DEVELOPMENT	2,292.00
740530	2,029.40
MOBILE PHONE AND DATA	2,029.40
740660	2,763.84
EQUIPMENT RENTAL	2,763.84
6402	1,726,471.36
SHERIFF CRIME LAB	1,726,471.36
710110	922,138.40
SALARY/REGULAR	922,138.40
710130	45,302.25
SALARY/OVERTIME	45,302.25
720100	156,592.12
SOCIAL SECURITY	156,592.12
720110	188,387.77
EMPLOYEE INSURANCE	188,387.77
720120	118,704.83
RETIREMENT	118,704.83
720140	4,997.34
STATE UNEMPLOYMENT TAX	4,997.34
730100	14,336.15
OFFICE SUPPLIES	14,336.15
730220	5,047.89
REPLACEMENTS	5,047.89
730270	55,140.06
LAW ENFORCEMENT SPECIFIC SUPPLIES	55,140.06
730330	44.00
IT SOFTWARE	44.00
740110	89,698.74
IT SOFTWARE MAINTENANCE	89,698.74

740390	12,442.25
FORENSIC SERVICES-RESTRICTED	12,442.25
740510	8,010.00
PROFESSIONAL DEVELOPMENT	8,010.00
740512	13,917.44
PROFESSIONAL SERVICES	13,917.44
740530	5,175.01
MOBILE PHONE AND DATA	5,175.01
740540	7,739.58
TRAVEL EXPENSE	7,739.58
740660	3,682.56
EQUIPMENT RENTAL	3,682.56
750400	75,114.97
CAPITAL OUTLAY-FURNITURE FIXTURES AND EQUIPMENT	75,114.97
6403	2,641,976.98
SHERIFF FLEET	2,641,976.98
710110	303,570.81
SALARY/REGULAR	303,570.81
710130	16,378.03
SALARY/OVERTIME	16,378.03
720100	24,352.73
SOCIAL SECURITY	24,352.73
720110	66,408.81
EMPLOYEE INSURANCE	66,408.81
720120	39,257.70
RETIREMENT	39,257.70
720140	1,968.60
STATE UNEMPLOYMENT TAX	1,968.60
730100	1,279.04
OFFICE SUPPLIES	1,279.04
730220	11,240.53
REPLACEMENTS	11,240.53
730240	561,507.88
FUEL	561,507.88
730250	3,398.82
SHOP SUPPLIES	3,398.82
730260	339,848.59
VEHICLE SUPPLIES	339,848.59
740110	24,489.53
IT SOFTWARE MAINTENANCE	24,489.53
740140	44,356.65
VEHICLE MAINTENANCE	44,356.65
740510	910.34
PROFESSIONAL DEVELOPMENT	910.34
740512	36,804.20
PROFESSIONAL SERVICES	36,804.20
740530	1,270.05
MOBILE PHONE AND DATA	1,270.05
740640	5,668.20
CONTRACT SERVICES	5,668.20
740656	29,545.00
RENT AND LEASES	29,545.00
740660	874.44
EQUIPMENT RENTAL	874.44
750400	788.36

CAPITAL OUTLAY-FURNITURE FIXTURES AND EQUIPMENT	788.36
750500	595,917.02
CAPITAL OUTLAY-INTANGIBLES	595,917.02
750600	533,111.50
CAPITAL OUTLAY-VEHICLES	533,111.50
790100	(969.85)
REIMBURSEMENTS CLEARING	(969.85)
6404	64,787.91
WARRANTS	64,787.91
710110	41,526.70
SALARY/REGULAR	41,526.70
710150	186.00
SALARY/SPECIAL PAY	186.00
720100	3,101.21
SOCIAL SECURITY	3,101.21
720110	12,588.50
EMPLOYEE INSURANCE	12,588.50
720120	5,074.85
RETIREMENT	5,074.85
720140	394.56
STATE UNEMPLOYMENT TAX	394.56
730100	884.62
OFFICE SUPPLIES	884.62
740580	1,031.47
PRINTING	1,031.47
6405	1,309,341.66
SHERIFF RADIO	1,309,341.66
710110	317,909.89
SALARY/REGULAR	317,909.89
710130	10,338.39
SALARY/OVERTIME	10,338.39
720100	26,774.85
SOCIAL SECURITY	26,774.85
720110	59,436.42
EMPLOYEE INSURANCE	59,436.42
720120	40,275.87
RETIREMENT	40,275.87
720140	2,061.03
STATE UNEMPLOYMENT TAX	2,061.03
730100	885.82
OFFICE SUPPLIES	885.82
730220	15,031.38
REPLACEMENTS	15,031.38
730250	7,926.44
SHOP SUPPLIES	7,926.44
730270	233,280.00
LAW ENFORCEMENT SPECIFIC SUPPLIES	233,280.00
740504	20,005.27
ONLINE SERVICES	20,005.27
740512	7,770.00
PROFESSIONAL SERVICES	7,770.00
740530	2,808.83
MOBILE PHONE AND DATA	2,808.83
740640	39,685.10
CONTRACT SERVICES	39,685.10



740660	303,382.37
EQUIPMENT RENTAL	303,382.37
750400	221,770.00
CAPITAL OUTLAY-FURNITURE FIXTURES AND EQUIPMENT	221,770.00
6406	603,536.85
SHERIFF RTCC	603,536.85
710110	361,834.27
SALARY/REGULAR	361,834.27
710130	5,639.28
SALARY/OVERTIME	5,639.28
720100	28,621.01
SOCIAL SECURITY	28,621.01
720110	82,958.26
EMPLOYEE INSURANCE	82,958.26
720120	45,088.57
RETIREMENT	45,088.57
720140	2,196.31
STATE UNEMPLOYMENT TAX	2,196.31
730100	660.29
OFFICE SUPPLIES	660.29
730110	6.95
POSTAGE	6.95
740504	70,351.38
ONLINE SERVICES	70,351.38
740510	600.00
PROFESSIONAL DEVELOPMENT	600.00
740530	1,555.50
MOBILE PHONE AND DATA	1,555.50
740540	1,540.19
TRAVEL EXPENSE	1,540.19
740660	2,484.84
EQUIPMENT RENTAL	2,484.84
6407	1,457,811.74
SHERIFF ACADEMY	1,457,811.74
710110	604,886.47
SALARY/REGULAR	604,886.47
710130	26,282.55
SALARY/OVERTIME	26,282.55
720100	49,295.56
SOCIAL SECURITY	49,295.56
720110	128,070.66
EMPLOYEE INSURANCE	128,070.66
720120	77,444.30
RETIREMENT	77,444.30
720140	3,549.44
STATE UNEMPLOYMENT TAX	3,549.44
730100	5,508.11
OFFICE SUPPLIES	5,508.11
730130	-
ESTRAY EXPENSE	-
730270	19,147.84
LAW ENFORCEMENT SPECIFIC SUPPLIES	19,147.84
730310	158,848.57
UNIFORMS	158,848.57
740110	450.00

IT SOFTWARE MAINTENANCE	450.00
740504	19,281.00
ONLINE SERVICES	19,281.00
740510	102,605.82
PROFESSIONAL DEVELOPMENT	102,605.82
740530	2,860.93
MOBILE PHONE AND DATA	2,860.93
740580	70.00
PRINTING	70.00
740660	9,222.18
EQUIPMENT RENTAL	9,222.18
740680	330.00
MEMBERSHIP/ASSOCIATION DUES	330.00
790100	(554.84)
REIMBURSEMENTS CLEARING	(554.84)
730101	755.91
FOOD SUPPLIES	755.91
730360	249,757.24
ARMORY EXPENSE	249,757.24
6408	879,152.86
SHERIFF MAINTENANCE	879,152.86
710110	365,772.52
SALARY/REGULAR	365,772.52
710130	9,001.43
SALARY/OVERTIME	9,001.43
720100	28,905.73
SOCIAL SECURITY	28,905.73
720110	93,262.65
EMPLOYEE INSURANCE	93,262.65
720120	45,984.53
RETIREMENT	45,984.53
720140	2,529.78
STATE UNEMPLOYMENT TAX	2,529.78
730100	1,028.04
OFFICE SUPPLIES	1,028.04
730200	(585.00)
CRUSHED CONCRETE/REJECT	(585.00)
730220	98,160.84
REPLACEMENTS	98,160.84
730250	7,706.80
SHOP SUPPLIES	7,706.80
730270	-
LAW ENFORCEMENT SPECIFIC SUPPLIES	-
740512	96,454.30
PROFESSIONAL SERVICES	96,454.30
740530	2,759.99
MOBILE PHONE AND DATA	2,759.99
740640	83,707.09
CONTRACT SERVICES	83,707.09
740660	7,804.62
EQUIPMENT RENTAL	7,804.62
790100	(5.99)
REIMBURSEMENTS CLEARING	(5.99)
740625	36,665.53
REFUSE COLLECTION	36,665.53

6500	1,021,868.40
SHERIFF ADMINISTRATIVE	1,021,868.40
710110	662,068.38
SALARY/REGULAR	662,068.38
710130	12,853.48
SALARY/OVERTIME	12,853.48
720100	53,307.26
SOCIAL SECURITY	53,307.26
720110	123,470.59
EMPLOYEE INSURANCE	123,470.59
720120	82,754.80
RETIREMENT	82,754.80
720140	3,127.21
STATE UNEMPLOYMENT TAX	3,127.21
730100	5,539.21
OFFICE SUPPLIES	5,539.21
730330	950.28
IT SOFTWARE	950.28
740110	24,206.96
IT SOFTWARE MAINTENANCE	24,206.96
740420	2,981.22
COURIER SERVICE	2,981.22
740504	805.00
ONLINE SERVICES	805.00
740510	3,455.00
PROFESSIONAL DEVELOPMENT	3,455.00
740512	17,357.00
PROFESSIONAL SERVICES	17,357.00
740530	4,985.20
MOBILE PHONE AND DATA	4,985.20
740540	692.49
TRAVEL EXPENSE	692.49
740570	600.00
ADVERTISING	600.00
740580	2,711.56
PRINTING	2,711.56
740660	11,228.76
EQUIPMENT RENTAL	11,228.76
740680	8,774.00
MEMBERSHIP/ASSOCIATION DUES	8,774.00
6501	466,172.36
SHERIFF INTERNAL AFFAIRS	466,172.36
710110	325,330.31
SALARY/REGULAR	325,330.31
710130	15,970.19
SALARY/OVERTIME	15,970.19
720100	26,679.58
SOCIAL SECURITY	26,679.58
720110	45,057.06
EMPLOYEE INSURANCE	45,057.06
720120	41,826.98
RETIREMENT	41,826.98
720140	1,206.55
STATE UNEMPLOYMENT TAX	1,206.55
730100	1,221.29

OFFICE SUPPLIES	1,221.29
740510	2,265.00
PROFESSIONAL DEVELOPMENT	2,265.00
740512	973.41
PROFESSIONAL SERVICES	973.41
740530	1,609.35
MOBILE PHONE AND DATA	1,609.35
740540	2,110.00
TRAVEL EXPENSE	2,110.00
740660	1,922.64
EQUIPMENT RENTAL	1,922.64
6503	117,422.57
SHERIFF IT	117,422.57
710110	52,512.50
SALARY/REGULAR	52,512.50
710130	976.80
SALARY/OVERTIME	976.80
720100	3,928.65
SOCIAL SECURITY	3,928.65
720110	15,639.46
EMPLOYEE INSURANCE	15,639.46
720120	6,563.19
RETIREMENT	6,563.19
720140	848.91
STATE UNEMPLOYMENT TAX	848.91
730100	967.13
OFFICE SUPPLIES	967.13
730320	8,011.79
IT HARDWARE	8,011.79
740504	14,904.82
ONLINE SERVICES	14,904.82
740530	1,519.60
MOBILE PHONE AND DATA	1,519.60
740540	57.72
TRAVEL EXPENSE	57.72
740640	11,492.00
CONTRACT SERVICES	11,492.00
6504	199,421.27
SHERIFF ALARMS	199,421.27
710110	130,513.96
SALARY/REGULAR	130,513.96
710130	1,124.26
SALARY/OVERTIME	1,124.26
710150	120.00
SALARY/SPECIAL PAY	120.00
720100	9,515.43
SOCIAL SECURITY	9,515.43
720110	41,066.68
EMPLOYEE INSURANCE	41,066.68
720120	16,028.84
RETIREMENT	16,028.84
720130	(1,124.26)
WORKERS COMPENSATION	(1,124.26)
720140	2,176.36
STATE UNEMPLOYMENT TAX	2,176.36

6601	18,800,555.26
SHERIFF JAIL	18,800,555.26
710110	8,679,542.24
SALARY/REGULAR	8,679,542.24
710130	459,917.47
SALARY/OVERTIME	459,917.47
710150	10,494.00
SALARY/SPECIAL PAY	10,494.00
720100	719,247.28
SOCIAL SECURITY	719,247.28
720110	2,254,489.99
EMPLOYEE INSURANCE	2,254,489.99
720120	1,122,777.00
RETIREMENT	1,122,777.00
720140	66,355.81
STATE UNEMPLOYMENT TAX	66,355.81
730100	22,151.39
OFFICE SUPPLIES	22,151.39
730140	46,718.12
JANITOR SUPPLIES	46,718.12
730220	7,849.56
REPLACEMENTS	7,849.56
730270	2,310.83
LAW ENFORCEMENT SPECIFIC SUPPLIES	2,310.83
730390	1,428.58
MEDICAL SUPPLIES	1,428.58
740120	4,468,802.07
MEDICAL SERVICES	4,468,802.07
740190	12,579.05
RX CLAIMS	12,579.05
740510	15,034.00
PROFESSIONAL DEVELOPMENT	15,034.00
740512	381.00
PROFESSIONAL SERVICES	381.00
740530	12,901.20
MOBILE PHONE AND DATA	12,901.20
740560	13,326.16
TRANSPORTATION	13,326.16
740580	488.29
PRINTING	488.29
740626	81,347.25
TELEPHONE-INMATE SERVICES	81,347.25
740660	32,438.77
EQUIPMENT RENTAL	32,438.77
740694	793,100.87
FOOD SERVICE	793,100.87
790100	(23,125.67)
REIMBURSEMENTS CLEARING	(23,125.67)
7100	3,661,623.70
CONSTABLE PRECINCT 1	3,661,623.70
710100	95,817.36
SALARY/OFFICIAL-DEPARTMENT HEAD	95,817.36
710110	2,301,031.71
SALARY/REGULAR	2,301,031.71
710130	37,988.29

SALARY/OVERTIME	37,988.29
710140	11,391.47
SALARY/CELL PHONE ALLOWANCE	11,391.47
710150	9,100.00
SALARY/SPECIAL PAY	9,100.00
720100	181,915.82
SOCIAL SECURITY	181,915.82
720110	410,370.67
EMPLOYEE INSURANCE	410,370.67
720120	301,268.81
RETIREMENT	301,268.81
720140	10,749.30
STATE UNEMPLOYMENT TAX	10,749.30
730100	6,395.22
OFFICE SUPPLIES	6,395.22
730220	799.97
REPLACEMENTS	799.97
730230	25,956.92
MARINE/AIR EXPENSE	25,956.92
730240	81,226.51
FUEL	81,226.51
730260	3,884.38
VEHICLE SUPPLIES	3,884.38
730270	20,603.87
LAW ENFORCEMENT SPECIFIC SUPPLIES	20,603.87
730280	1,008.95
CANINE EXPENSES	1,008.95
730310	14,732.96
UNIFORMS	14,732.96
730390	63.65
MEDICAL SUPPLIES	63.65
740120	156.00
MEDICAL SERVICES	156.00
740140	43,072.61
VEHICLE MAINTENANCE	43,072.61
740210	850.00
PSYCHOLOGICAL/PSYCHIATRIC SERVICE	850.00
740420	11.55
COURIER SERVICE	11.55
740504	700.60
ONLINE SERVICES	700.60
740510	3,347.33
PROFESSIONAL DEVELOPMENT	3,347.33
740512	26,052.77
PROFESSIONAL SERVICES	26,052.77
740530	17,827.65
MOBILE PHONE AND DATA	17,827.65
740540	2,436.14
TRAVEL EXPENSE	2,436.14
740580	1,028.02
PRINTING	1,028.02
740640	63.00
CONTRACT SERVICES	63.00
740656	1.99
RENT AND LEASES	1.99

740660	3,079.33
EQUIPMENT RENTAL	3,079.33
740680	365.00
MEMBERSHIP/ASSOCIATION DUES	365.00
740740	56.69
BANK SERVICE CHARGES	56.69
750400	24,735.57
CAPITAL OUTLAY-FURNITURE FIXTURES AND EQUIPMENT	24,735.57
750600	25,981.30
CAPITAL OUTLAY-VEHICLES	25,981.30
790100	(3,161.00)
REIMBURSEMENTS CLEARING	(3,161.00)
740100	107.79
IT HARDWARE MAINTENANCE	107.79
730360	605.50
ARMORY EXPENSE	605.50
7200	1,530,301.47
CONSTABLE PRECINCT 2	1,530,301.47
710100	95,817.36
SALARY/OFFICIAL-DEPARTMENT HEAD	95,817.36
710110	912,616.46
SALARY/REGULAR	912,616.46
710130	23,268.59
SALARY/OVERTIME	23,268.59
710150	1,092.00
SALARY/SPECIAL PAY	1,092.00
720100	76,555.16
SOCIAL SECURITY	76,555.16
720110	179,064.03
EMPLOYEE INSURANCE	179,064.03
720120	126,723.84
RETIREMENT	126,723.84
720140	4,342.74
STATE UNEMPLOYMENT TAX	4,342.74
730100	6,255.12
OFFICE SUPPLIES	6,255.12
730120	66.30
BOOK SUPPLEMENTS	66.30
730220	183.05
REPLACEMENTS	183.05
730240	21,679.44
FUEL	21,679.44
730260	6,166.86
VEHICLE SUPPLIES	6,166.86
730262	891.78
RADIO SUPPLIES	891.78
730270	26,953.03
LAW ENFORCEMENT SPECIFIC SUPPLIES	26,953.03
730310	7,030.23
UNIFORMS	7,030.23
730320	489.22
IT HARDWARE	489.22
730370	62.92
PERIODICALS	62.92
730390	976.03

MEDICAL SUPPLIES	976.03
740140	11,870.96
VEHICLE MAINTENANCE	11,870.96
740420	53.20
COURIER SERVICE	53.20
740504	2,655.34
ONLINE SERVICES	2,655.34
740510	700.00
PROFESSIONAL DEVELOPMENT	700.00
740530	17,081.22
MOBILE PHONE AND DATA	17,081.22
740540	280.50
TRAVEL EXPENSE	280.50
740580	210.00
PRINTING	210.00
740640	5,019.95
CONTRACT SERVICES	5,019.95
740660	201.10
EQUIPMENT RENTAL	201.10
740680	690.00
MEMBERSHIP/ASSOCIATION DUES	690.00
750400	-
CAPITAL OUTLAY-FURNITURE FIXTURES AND EQUIPMENT	-
790100	(89.96)
REIMBURSEMENTS CLEARING	(89.96)
730360	1,395.00
ARMORY EXPENSE	1,395.00
7300	4,386,455.43
CONSTABLE PRECINCT 3	4,386,455.43
710100	95,817.36
SALARY/OFFICIAL-DEPARTMENT HEAD	95,817.36
710110	2,701,982.90
SALARY/REGULAR	2,701,982.90
710130	58,005.72
SALARY/OVERTIME	58,005.72
710150	15,258.00
SALARY/SPECIAL PAY	15,258.00
720100	213,380.01
SOCIAL SECURITY	213,380.01
720110	484,745.64
EMPLOYEE INSURANCE	484,745.64
720120	352,231.44
RETIREMENT	352,231.44
720140	13,868.41
STATE UNEMPLOYMENT TAX	13,868.41
730100	3,235.43
OFFICE SUPPLIES	3,235.43
730220	361.97
REPLACEMENTS	361.97
730240	111,385.37
FUEL	111,385.37
730250	85.46
SHOP SUPPLIES	85.46
730260	10,729.73
VEHICLE SUPPLIES	10,729.73



730270	36,760.29
LAW ENFORCEMENT SPECIFIC SUPPLIES	36,760.29
730280	3,899.07
CANINE EXPENSES	3,899.07
730300	501.41
COMMUNITY AWARENESS SUPPLIES	501.41
730310	7,130.19
UNIFORMS	7,130.19
730320	2,359.54
IT HARDWARE	2,359.54
730330	14,028.55
IT SOFTWARE	14,028.55
740110	1,900.76
IT SOFTWARE MAINTENANCE	1,900.76
740140	56,705.49
VEHICLE MAINTENANCE	56,705.49
740420	83.06
COURIER SERVICE	83.06
740504	1,320.00
ONLINE SERVICES	1,320.00
740510	6,987.50
PROFESSIONAL DEVELOPMENT	6,987.50
740512	7,217.00
PROFESSIONAL SERVICES	7,217.00
740530	31,644.48
MOBILE PHONE AND DATA	31,644.48
740540	3,913.35
TRAVEL EXPENSE	3,913.35
740580	1,337.08
PRINTING	1,337.08
740660	4,831.81
EQUIPMENT RENTAL	4,831.81
740680	1,016.00
MEMBERSHIP/ASSOCIATION DUES	1,016.00
740970	5.00
FREIGHT AND HANDLING	5.00
750400	44,907.40
CAPITAL OUTLAY-FURNITURE FIXTURES AND EQUIPMENT	44,907.40
750600	100,803.00
CAPITAL OUTLAY-VEHICLES	100,803.00
790100	(2,001.98)
REIMBURSEMENTS CLEARING	(2,001.98)
740260	18.99
INTEREST ON CREDIT CARDS	18.99
7400	3,152,517.88
CONSTABLE PRECINCT 4	3,152,517.88
710100	95,817.36
SALARY/OFFICIAL-DEPARTMENT HEAD	95,817.36
710110	1,926,061.37
SALARY/REGULAR	1,926,061.37
710130	55,933.63
SALARY/OVERTIME	55,933.63
710140	2,213.35
SALARY/CELL PHONE ALLOWANCE	2,213.35
710150	15,954.00

SALARY/SPECIAL PAY	15,954.00
720100	154,896.41
SOCIAL SECURITY	154,896.41
720110	372,748.73
EMPLOYEE INSURANCE	372,748.73
720120	257,086.07
RETIREMENT	257,086.07
720140	10,100.53
STATE UNEMPLOYMENT TAX	10,100.53
730140	18.64
JANITOR SUPPLIES	18.64
730220	1,166.14
REPLACEMENTS	1,166.14
730230	9,638.53
MARINE/AIR EXPENSE	9,638.53
730240	72,776.00
FUEL	72,776.00
730270	47,787.98
LAW ENFORCEMENT SPECIFIC SUPPLIES	47,787.98
730280	2,241.99
CANINE EXPENSES	2,241.99
730310	37,238.24
UNIFORMS	37,238.24
740140	29,288.76
VEHICLE MAINTENANCE	29,288.76
740510	7,631.00
PROFESSIONAL DEVELOPMENT	7,631.00
740512	820.34
PROFESSIONAL SERVICES	820.34
740530	22,193.20
MOBILE PHONE AND DATA	22,193.20
740540	2,528.80
TRAVEL EXPENSE	2,528.80
740580	1,334.27
PRINTING	1,334.27
740660	19,046.54
EQUIPMENT RENTAL	19,046.54
750400	7,996.00
CAPITAL OUTLAY-FURNITURE FIXTURES AND EQUIPMENT	7,996.00
7500	3,113,385.35
CONSTABLE PRECINCT 5	3,113,385.35
710100	95,678.96
SALARY/OFFICIAL-DEPARTMENT HEAD	95,678.96
710110	1,993,590.29
SALARY/REGULAR	1,993,590.29
710120	14,653.98
SALARY/OTHER	14,653.98
710130	30,357.77
SALARY/OVERTIME	30,357.77
710140	6,627.14
SALARY/CELL PHONE ALLOWANCE	6,627.14
710150	13,120.00
SALARY/SPECIAL PAY	13,120.00
720100	159,692.19
SOCIAL SECURITY	159,692.19

720110	379,602.64
EMPLOYEE INSURANCE	379,602.64
720120	264,376.94
RETIREMENT	264,376.94
720140	10,598.00
STATE UNEMPLOYMENT TAX	10,598.00
730100	847.35
OFFICE SUPPLIES	847.35
730240	33,275.92
FUEL	33,275.92
730250	937.48
SHOP SUPPLIES	937.48
730270	34,096.95
LAW ENFORCEMENT SPECIFIC SUPPLIES	34,096.95
730310	11,709.71
UNIFORMS	11,709.71
740140	17,213.73
VEHICLE MAINTENANCE	17,213.73
740510	9,473.41
PROFESSIONAL DEVELOPMENT	9,473.41
740512	3,837.37
PROFESSIONAL SERVICES	3,837.37
740530	19,934.40
MOBILE PHONE AND DATA	19,934.40
740540	6,396.93
TRAVEL EXPENSE	6,396.93
740580	333.32
PRINTING	333.32
740660	6,740.87
EQUIPMENT RENTAL	6,740.87
740680	290.00
MEMBERSHIP/ASSOCIATION DUES	290.00
760400	-
DEPRECIATION EQUIPMENT	-
8100	348,142.67
COURT OPERATIONS	348,142.67
710110	7,762.47
SALARY/REGULAR	7,762.47
710130	3,298.00
SALARY/OVERTIME	3,298.00
720100	835.79
SOCIAL SECURITY	835.79
720110	742.69
EMPLOYEE INSURANCE	742.69
720120	404.68
RETIREMENT	404.68
720140	145.58
STATE UNEMPLOYMENT TAX	145.58
740170	114,180.00
PETIT JURORS	114,180.00
740270	350.00
APPOINTED ATTORNEY	350.00
740460	893.94
INVESTIGATOR	893.94
740512	1,036.44

PROFESSIONAL SERVICES	1,036.44
740524	90,980.18
PROFESSIONAL SERVICES-INTERPRETER	90,980.18
740530	51.80
MOBILE PHONE AND DATA	51.80
740540	1,015.38
TRAVEL EXPENSE	1,015.38
740580	1,685.00
PRINTING	1,685.00
740640	62,888.90
CONTRACT SERVICES	62,888.90
740690	55,342.50
COURT COST	55,342.50
740694	6,529.32
FOOD SERVICE	6,529.32
740964	-
PREFERRED PROVIDER ORGANIZATION FEES	-
8101	3,559,241.51
INDIGENT DEFENSE- CRIMINAL	3,559,241.51
740120	1,850.00
MEDICAL SERVICES	1,850.00
740270	3,037,530.24
APPOINTED ATTORNEY	3,037,530.24
740290	1,648.07
OTHER LITIGATION-APPOINTED ATTORNEY	1,648.07
740310	855.00
APPOINTED ATTORNEY-CIVIL	855.00
740370	106,662.46
APPOINTED ATTORNEY-JUVENILE	106,662.46
740460	117,813.69
INVESTIGATOR	117,813.69
740470	211,386.37
EXPERT WITNESS	211,386.37
740484	18,760.89
COURT REPORTER TRANSCRIPT	18,760.89
740512	1,377.00
PROFESSIONAL SERVICES	1,377.00
740524	61,707.79
PROFESSIONAL SERVICES-INTERPRETER	61,707.79
740720	(350.00)
INDIGENT INTERMENT	(350.00)
8102	856,269.80
INDIGENT DEFENSE- CIVIL	856,269.80
740230	104.00
LITIGATION EXPENSES	104.00
740270	63,551.61
APPOINTED ATTORNEY	63,551.61
740290	1,660.28
OTHER LITIGATION-APPOINTED ATTORNEY	1,660.28
740310	787,558.73
APPOINTED ATTORNEY-CIVIL	787,558.73
740524	3,001.75
PROFESSIONAL SERVICES-INTERPRETER	3,001.75
740540	393.43
TRAVEL EXPENSE	393.43

8103	856,852.25
OFFICE OF COURT ADMIN	856,852.25
710100	86,763.07
SALARY/OFFICIAL-DEPARTMENT HEAD	86,763.07
710110	474,965.31
SALARY/REGULAR	474,965.31
710130	53,866.31
SALARY/OVERTIME	53,866.31
720100	44,091.24
SOCIAL SECURITY	44,091.24
720110	106,421.41
EMPLOYEE INSURANCE	106,421.41
720120	75,533.41
RETIREMENT	75,533.41
720140	2,832.64
STATE UNEMPLOYMENT TAX	2,832.64
730100	4,990.38
OFFICE SUPPLIES	4,990.38
730310	1,014.70
UNIFORMS	1,014.70
740510	1,155.00
PROFESSIONAL DEVELOPMENT	1,155.00
740530	2,403.36
MOBILE PHONE AND DATA	2,403.36
740540	63.84
TRAVEL EXPENSE	63.84
740570	99.50
ADVERTISING	99.50
740580	170.00
PRINTING	170.00
740660	2,332.08
EQUIPMENT RENTAL	2,332.08
740680	150.00
MEMBERSHIP/ASSOCIATION DUES	150.00
8210	388,647.72
COUNTY COURT AT LAW 1	388,647.72
710100	136,207.84
SALARY/OFFICIAL-DEPARTMENT HEAD	136,207.84
710110	155,621.98
SALARY/REGULAR	155,621.98
720100	18,509.30
SOCIAL SECURITY	18,509.30
720110	36,967.90
EMPLOYEE INSURANCE	36,967.90
720120	35,807.33
RETIREMENT	35,807.33
720140	708.85
STATE UNEMPLOYMENT TAX	708.85
730100	733.06
OFFICE SUPPLIES	733.06
740530	189.95
MOBILE PHONE AND DATA	189.95
740580	67.08
PRINTING	67.08
740640	988.87

CONTRACT SERVICES	988.87
740660	2,695.56
EQUIPMENT RENTAL	2,695.56
740100	150.00
IT HARDWARE MAINTENANCE	150.00
8220	636,700.70
COUNTY COURT AT LAW 2	636,700.70
710100	131,038.40
SALARY/OFFICIAL-DEPARTMENT HEAD	131,038.40
710110	341,176.92
SALARY/REGULAR	341,176.92
720100	32,411.73
SOCIAL SECURITY	32,411.73
720110	66,526.91
EMPLOYEE INSURANCE	66,526.91
720120	57,940.61
RETIREMENT	57,940.61
720140	1,627.06
STATE UNEMPLOYMENT TAX	1,627.06
730100	1,901.56
OFFICE SUPPLIES	1,901.56
740510	1,245.00
PROFESSIONAL DEVELOPMENT	1,245.00
740512	459.00
PROFESSIONAL SERVICES	459.00
740530	88.80
MOBILE PHONE AND DATA	88.80
740640	15.00
CONTRACT SERVICES	15.00
740660	2,058.84
EQUIPMENT RENTAL	2,058.84
740694	199.87
FOOD SERVICE	199.87
730101	1.99
FOOD SUPPLIES	1.99
740260	9.01
INTEREST ON CREDIT CARDS	9.01
8230	602,813.20
COUNTY COURT AT LAW 3	602,813.20
710100	136,207.84
SALARY/OFFICIAL-DEPARTMENT HEAD	136,207.84
710110	319,148.09
SALARY/REGULAR	319,148.09
720100	30,034.75
SOCIAL SECURITY	30,034.75
720110	55,520.10
EMPLOYEE INSURANCE	55,520.10
720120	55,872.11
RETIREMENT	55,872.11
720140	1,123.10
STATE UNEMPLOYMENT TAX	1,123.10
730100	661.29
OFFICE SUPPLIES	661.29
740530	265.93
MOBILE PHONE AND DATA	265.93

740640	60.00
CONTRACT SERVICES	60.00
740660	3,772.32
EQUIPMENT RENTAL	3,772.32
740694	214.60
FOOD SERVICE	214.60
790100	(66.93)
REIMBURSEMENTS CLEARING	(66.93)
8240	378,016.65
COUNTY COURT AT LAW 4	378,016.65
710100	136,207.84
SALARY/OFFICIAL-DEPARTMENT HEAD	136,207.84
710110	154,516.95
SALARY/REGULAR	154,516.95
710130	32.72
SALARY/OVERTIME	32.72
720100	18,573.93
SOCIAL SECURITY	18,573.93
720110	26,013.25
EMPLOYEE INSURANCE	26,013.25
720120	35,675.84
RETIREMENT	35,675.84
720140	732.82
STATE UNEMPLOYMENT TAX	732.82
730100	759.02
OFFICE SUPPLIES	759.02
740510	130.00
PROFESSIONAL DEVELOPMENT	130.00
740640	2,362.90
CONTRACT SERVICES	2,362.90
740660	2,919.48
EQUIPMENT RENTAL	2,919.48
740694	295.08
FOOD SERVICE	295.08
790100	(219.84)
REIMBURSEMENTS CLEARING	(219.84)
740260	16.66
INTEREST ON CREDIT CARDS	16.66
8250	373,171.43
COUNTY COURT AT LAW 5	373,171.43
710100	136,207.84
SALARY/OFFICIAL-DEPARTMENT HEAD	136,207.84
710110	143,342.45
SALARY/REGULAR	143,342.45
720100	18,386.24
SOCIAL SECURITY	18,386.24
720110	36,967.90
EMPLOYEE INSURANCE	36,967.90
720120	34,300.68
RETIREMENT	34,300.68
720140	714.90
STATE UNEMPLOYMENT TAX	714.90
730100	929.81
OFFICE SUPPLIES	929.81
730380	629.99

AUDIO/VISUAL SUPPLIES	629.99
740510	574.00
PROFESSIONAL DEVELOPMENT	574.00
740640	1,117.62
CONTRACT SERVICES	1,117.62
8310	244,805.53
9TH DISTRICT COURT	244,805.53
710100	10,583.31
SALARY/OFFICIAL-DEPARTMENT HEAD	10,583.31
710110	157,036.51
SALARY/REGULAR	157,036.51
710140	671.94
SALARY/CELL PHONE ALLOWANCE	671.94
720100	12,510.69
SOCIAL SECURITY	12,510.69
720110	35,676.50
EMPLOYEE INSURANCE	35,676.50
720120	20,542.98
RETIREMENT	20,542.98
720140	699.09
STATE UNEMPLOYMENT TAX	699.09
730100	1,047.79
OFFICE SUPPLIES	1,047.79
740640	1,500.00
CONTRACT SERVICES	1,500.00
740660	4,536.72
EQUIPMENT RENTAL	4,536.72
8320	254,615.85
221ST DISTRICT COURT	254,615.85
710100	10,583.31
SALARY/OFFICIAL-DEPARTMENT HEAD	10,583.31
710110	163,355.70
SALARY/REGULAR	163,355.70
710130	1,293.19
SALARY/OVERTIME	1,293.19
720100	13,131.51
SOCIAL SECURITY	13,131.51
720110	35,676.50
EMPLOYEE INSURANCE	35,676.50
720120	21,394.70
RETIREMENT	21,394.70
720140	694.12
STATE UNEMPLOYMENT TAX	694.12
730100	1,509.74
OFFICE SUPPLIES	1,509.74
740510	350.00
PROFESSIONAL DEVELOPMENT	350.00
740540	356.35
TRAVEL EXPENSE	356.35
740640	5,606.97
CONTRACT SERVICES	5,606.97
740680	150.00
MEMBERSHIP/ASSOCIATION DUES	150.00
740694	513.76
FOOD SERVICE	513.76



8330	452,961.74
284TH DISTRICT COURT	452,961.74
710100	10,583.31
SALARY/OFFICIAL-DEPARTMENT HEAD	10,583.31
710110	313,239.84
SALARY/REGULAR	313,239.84
710130	3,307.01
SALARY/OVERTIME	3,307.01
720100	24,449.57
SOCIAL SECURITY	24,449.57
720110	55,267.11
EMPLOYEE INSURANCE	55,267.11
720120	40,032.29
RETIREMENT	40,032.29
720140	1,110.37
STATE UNEMPLOYMENT TAX	1,110.37
730100	2,038.60
OFFICE SUPPLIES	2,038.60
740510	150.00
PROFESSIONAL DEVELOPMENT	150.00
740640	2,783.64
CONTRACT SERVICES	2,783.64
8340	293,957.86
359TH DISTRICT COURT	293,957.86
710100	10,583.31
SALARY/OFFICIAL-DEPARTMENT HEAD	10,583.31
710110	193,193.18
SALARY/REGULAR	193,193.18
710130	1,400.27
SALARY/OVERTIME	1,400.27
720100	15,135.35
SOCIAL SECURITY	15,135.35
720110	37,249.58
EMPLOYEE INSURANCE	37,249.58
720120	25,068.93
RETIREMENT	25,068.93
720140	982.77
STATE UNEMPLOYMENT TAX	982.77
740484	853.00
COURT REPORTER TRANSCRIPT	853.00
740510	65.00
PROFESSIONAL DEVELOPMENT	65.00
740512	21.40
PROFESSIONAL SERVICES	21.40
740530	679.04
MOBILE PHONE AND DATA	679.04
740540	2,089.20
TRAVEL EXPENSE	2,089.20
740640	1,524.11
CONTRACT SERVICES	1,524.11
740656	4,845.72
RENT AND LEASES	4,845.72
740660	95.82
EQUIPMENT RENTAL	95.82
740680	150.00

MEMBERSHIP/ASSOCIATION DUES	150.00
740260	1.18
INTEREST ON CREDIT CARDS	1.18
740250	20.00
PENALTY/LATE CHARGE	20.00
8350	457,320.62
410th DISTRICT COURT	457,320.62
710100	10,583.31
SALARY/OFFICIAL-DEPARTMENT HEAD	10,583.31
710110	316,280.29
SALARY/REGULAR	316,280.29
720100	24,166.36
SOCIAL SECURITY	24,166.36
720110	54,228.70
EMPLOYEE INSURANCE	54,228.70
720120	39,999.86
RETIREMENT	39,999.86
720140	1,117.68
STATE UNEMPLOYMENT TAX	1,117.68
730100	6,665.80
OFFICE SUPPLIES	6,665.80
740510	65.00
PROFESSIONAL DEVELOPMENT	65.00
740540	708.90
TRAVEL EXPENSE	708.90
740640	601.98
CONTRACT SERVICES	601.98
740656	2,874.88
RENT AND LEASES	2,874.88
740660	27.86
EQUIPMENT RENTAL	27.86
8360	463,853.59
418TH DISTRICT COURT	463,853.59
710100	10,583.31
SALARY/OFFICIAL-DEPARTMENT HEAD	10,583.31
710110	322,060.76
SALARY/REGULAR	322,060.76
720100	24,760.97
SOCIAL SECURITY	24,760.97
720110	50,552.82
EMPLOYEE INSURANCE	50,552.82
720120	40,709.13
RETIREMENT	40,709.13
720140	1,114.42
STATE UNEMPLOYMENT TAX	1,114.42
730100	9,406.01
OFFICE SUPPLIES	9,406.01
740510	65.00
PROFESSIONAL DEVELOPMENT	65.00
740512	2,670.80
PROFESSIONAL SERVICES	2,670.80
740530	103.60
MOBILE PHONE AND DATA	103.60
740640	3.98
CONTRACT SERVICES	3.98

740656	1,357.48
RENT AND LEASES	1,357.48
740660	70.82
EQUIPMENT RENTAL	70.82
740680	178.40
MEMBERSHIP/ASSOCIATION DUES	178.40
740694	120.14
FOOD SERVICE	120.14
730101	67.81
FOOD SUPPLIES	67.81
740260	28.14
INTEREST ON CREDIT CARDS	28.14
8370	250,107.76
435TH DISTRICT COURT	250,107.76
710100	10,583.31
SALARY/OFFICIAL-DEPARTMENT HEAD	10,583.31
710110	162,643.04
SALARY/REGULAR	162,643.04
710130	1,493.63
SALARY/OVERTIME	1,493.63
720100	12,863.38
SOCIAL SECURITY	12,863.38
720110	32,643.58
EMPLOYEE INSURANCE	32,643.58
720120	21,331.81
RETIREMENT	21,331.81
720140	803.62
STATE UNEMPLOYMENT TAX	803.62
730100	604.25
OFFICE SUPPLIES	604.25
740484	279.00
COURT REPORTER TRANSCRIPT	279.00
740510	130.00
PROFESSIONAL DEVELOPMENT	130.00
740530	341.91
MOBILE PHONE AND DATA	341.91
740580	110.00
PRINTING	110.00
740640	787.99
CONTRACT SERVICES	787.99
740656	5,101.20
RENT AND LEASES	5,101.20
740694	391.04
FOOD SERVICE	391.04
8401	286,420.65
DRUG COURT	286,420.65
710100	52,099.24
SALARY/OFFICIAL-DEPARTMENT HEAD	52,099.24
710110	71,616.19
SALARY/REGULAR	71,616.19
720100	9,141.50
SOCIAL SECURITY	9,141.50
720110	27,828.30
EMPLOYEE INSURANCE	27,828.30
720120	15,179.89

RETIREMENT	15,179.89
720140	728.24
STATE UNEMPLOYMENT TAX	728.24
730100	4,957.47
OFFICE SUPPLIES	4,957.47
740110	2,591.99
IT SOFTWARE MAINTENANCE	2,591.99
740510	1,375.43
PROFESSIONAL DEVELOPMENT	1,375.43
740512	52,826.00
PROFESSIONAL SERVICES	52,826.00
740516	48,069.92
PROFESSIONAL SERVICES-URINALYSIS	48,069.92
740624	4.49
WATER AND SEWER	4.49
740660	1.99
EQUIPMENT RENTAL	1.99
8402	190,927.29
DRUG COURT-DWI COURT	190,927.29
710110	35,351.68
SALARY/REGULAR	35,351.68
720100	2,688.78
SOCIAL SECURITY	2,688.78
720110	9,276.10
EMPLOYEE INSURANCE	9,276.10
720120	4,337.61
RETIREMENT	4,337.61
720140	247.92
STATE UNEMPLOYMENT TAX	247.92
730100	465.77
OFFICE SUPPLIES	465.77
740512	71,996.00
PROFESSIONAL SERVICES	71,996.00
740516	65,327.67
PROFESSIONAL SERVICES-URINALYSIS	65,327.67
740660	1,235.76
EQUIPMENT RENTAL	1,235.76
8403	223,353.80
MENTAL HEALTH COURT SERVICE	223,353.80
710110	148,959.56
SALARY/REGULAR	148,959.56
720100	10,856.50
SOCIAL SECURITY	10,856.50
720110	34,778.23
EMPLOYEE INSURANCE	34,778.23
720120	18,277.29
RETIREMENT	18,277.29
720140	1,128.92
STATE UNEMPLOYMENT TAX	1,128.92
730100	1,498.20
OFFICE SUPPLIES	1,498.20
730320	1,861.50
IT HARDWARE	1,861.50
730330	209.86
IT SOFTWARE	209.86

740540	1,913.69
TRAVEL EXPENSE	1,913.69
740660	3,870.05
EQUIPMENT RENTAL	3,870.05
8510	628,710.61
JUSTICE OF PEACE PRECINCT 1	628,710.61
710100	93,298.48
SALARY/OFFICIAL-DEPARTMENT HEAD	93,298.48
710110	330,781.23
SALARY/REGULAR	330,781.23
710130	293.72
SALARY/OVERTIME	293.72
720100	31,559.99
SOCIAL SECURITY	31,559.99
720110	72,121.00
EMPLOYEE INSURANCE	72,121.00
720120	52,070.72
RETIREMENT	52,070.72
720140	2,943.96
STATE UNEMPLOYMENT TAX	2,943.96
730100	4,108.03
OFFICE SUPPLIES	4,108.03
740140	709.37
VEHICLE MAINTENANCE	709.37
740510	298.00
PROFESSIONAL DEVELOPMENT	298.00
740512	5,840.79
PROFESSIONAL SERVICES	5,840.79
740540	102.08
TRAVEL EXPENSE	102.08
740580	520.00
PRINTING	520.00
740640	1,174.75
CONTRACT SERVICES	1,174.75
740644	26,632.89
COLLECTION SERVICES	26,632.89
740660	6,050.60
EQUIPMENT RENTAL	6,050.60
740680	205.00
MEMBERSHIP/ASSOCIATION DUES	205.00
8520	402,560.07
JUSTICE OF PEACE PRECINCT 2	402,560.07
710100	93,298.48
SALARY/OFFICIAL-DEPARTMENT HEAD	93,298.48
710110	155,656.28
SALARY/REGULAR	155,656.28
720100	18,525.89
SOCIAL SECURITY	18,525.89
720110	50,418.90
EMPLOYEE INSURANCE	50,418.90
720120	30,546.98
RETIREMENT	30,546.98
720140	1,352.53
STATE UNEMPLOYMENT TAX	1,352.53
730100	1,877.68

OFFICE SUPPLIES	1,877.68
740510	50.00
PROFESSIONAL DEVELOPMENT	50.00
740530	1,087.60
MOBILE PHONE AND DATA	1,087.60
740560	425.00
TRANSPORTATION	425.00
740640	290.56
CONTRACT SERVICES	290.56
740644	45,360.25
COLLECTION SERVICES	45,360.25
740656	3,083.64
RENT AND LEASES	3,083.64
740660	15.92
EQUIPMENT RENTAL	15.92
740680	605.00
MEMBERSHIP/ASSOCIATION DUES	605.00
740740	0.36
BANK SERVICE CHARGES	0.36
790100	(35.00)
REIMBURSEMENTS CLEARING	(35.00)
8530	826,545.00
JUSTICE OF PEACE PRECINCT 3	826,545.00
710100	93,298.48
SALARY/OFFICIAL-DEPARTMENT HEAD	93,298.48
710110	457,872.04
SALARY/REGULAR	457,872.04
710120	-
SALARY/OTHER	-
710130	11,162.25
SALARY/OVERTIME	11,162.25
710140	335.97
SALARY/CELL PHONE ALLOWANCE	335.97
720100	41,660.71
SOCIAL SECURITY	41,660.71
720110	136,130.30
EMPLOYEE INSURANCE	136,130.30
720120	69,127.54
RETIREMENT	69,127.54
720140	4,193.36
STATE UNEMPLOYMENT TAX	4,193.36
730100	3,035.30
OFFICE SUPPLIES	3,035.30
740140	623.31
VEHICLE MAINTENANCE	623.31
740510	1,215.00
PROFESSIONAL DEVELOPMENT	1,215.00
740512	360.00
PROFESSIONAL SERVICES	360.00
740540	585.53
TRAVEL EXPENSE	585.53
740560	355.00
TRANSPORTATION	355.00
740580	781.00
PRINTING	781.00

740640	36.00
CONTRACT SERVICES	36.00
740660	5,713.21
EQUIPMENT RENTAL	5,713.21
740680	60.00
MEMBERSHIP/ASSOCIATION DUES	60.00
8540	730,340.60
JUSTICE OF PEACE PRECINCT 4	730,340.60
710100	93,298.48
SALARY/OFFICIAL-DEPARTMENT HEAD	93,298.48
710110	335,762.47
SALARY/REGULAR	335,762.47
710130	340.98
SALARY/OVERTIME	340.98
710140	-
SALARY/CELL PHONE ALLOWANCE	-
720100	31,705.60
SOCIAL SECURITY	31,705.60
720110	103,497.49
EMPLOYEE INSURANCE	103,497.49
720120	52,687.55
RETIREMENT	52,687.55
720140	2,909.72
STATE UNEMPLOYMENT TAX	2,909.72
730100	3,677.15
OFFICE SUPPLIES	3,677.15
740510	100.00
PROFESSIONAL DEVELOPMENT	100.00
740512	3,891.54
PROFESSIONAL SERVICES	3,891.54
740530	252.60
MOBILE PHONE AND DATA	252.60
740560	1,490.00
TRANSPORTATION	1,490.00
740580	831.00
PRINTING	831.00
740640	455.40
CONTRACT SERVICES	455.40
740644	94,257.86
COLLECTION SERVICES	94,257.86
740660	5,087.76
EQUIPMENT RENTAL	5,087.76
740680	95.00
MEMBERSHIP/ASSOCIATION DUES	95.00
8550	458,217.48
JUSTICE OF PEACE PRECINCT 5	458,217.48
710100	93,298.48
SALARY/OFFICIAL-DEPARTMENT HEAD	93,298.48
710110	181,932.16
SALARY/REGULAR	181,932.16
720100	20,378.75
SOCIAL SECURITY	20,378.75
720110	55,656.60
EMPLOYEE INSURANCE	55,656.60
720120	33,770.74

RETIREMENT	33,770.74
720140	1,239.84
STATE UNEMPLOYMENT TAX	1,239.84
730100	6,496.97
OFFICE SUPPLIES	6,496.97
730110	1,320.00
POSTAGE	1,320.00
730320	19.05
IT HARDWARE	19.05
740510	100.00
PROFESSIONAL DEVELOPMENT	100.00
740530	1,120.52
MOBILE PHONE AND DATA	1,120.52
740580	380.00
PRINTING	380.00
740640	7,198.65
CONTRACT SERVICES	7,198.65
740644	52,315.48
COLLECTION SERVICES	52,315.48
740660	2,860.24
EQUIPMENT RENTAL	2,860.24
740680	130.00
MEMBERSHIP/ASSOCIATION DUES	130.00
6502	460,736.31
SHERIFF FINANCE	460,736.31
710110	292,713.48
SALARY/REGULAR	292,713.48
710130	9,219.14
SALARY/OVERTIME	9,219.14
720100	23,493.67
SOCIAL SECURITY	23,493.67
720110	63,150.32
EMPLOYEE INSURANCE	63,150.32
720120	37,047.39
RETIREMENT	37,047.39
720140	1,354.32
STATE UNEMPLOYMENT TAX	1,354.32
730100	2,401.80
OFFICE SUPPLIES	2,401.80
730320	13,665.20
IT HARDWARE	13,665.20
730330	338.99
IT SOFTWARE	338.99
740110	8,191.59
IT SOFTWARE MAINTENANCE	8,191.59
740530	807.48
MOBILE PHONE AND DATA	807.48
740580	684.46
PRINTING	684.46
740660	7,668.47
EQUIPMENT RENTAL	7,668.47
5703	-
242 OPERATIONS	-
740644	-
COLLECTION SERVICES	-



3212	(0.00)
PAYROLL PASS-THRU	(0.00)
710110	(0.00)
SALARY/REGULAR	(0.00)
8380	380,710.82
457TH DISTRICT COURT	380,710.82
710100	9,716.65
SALARY/OFFICIAL-DEPARTMENT HEAD	9,716.65
710110	264,413.38
SALARY/REGULAR	264,413.38
710130	500.16
SALARY/OVERTIME	500.16
720100	20,299.15
SOCIAL SECURITY	20,299.15
720110	47,225.73
EMPLOYEE INSURANCE	47,225.73
720120	33,696.88
RETIREMENT	33,696.88
720140	1,163.28
STATE UNEMPLOYMENT TAX	1,163.28
730100	869.49
OFFICE SUPPLIES	869.49
740510	305.00
PROFESSIONAL DEVELOPMENT	305.00
740580	300.00
PRINTING	300.00
740640	2,063.27
CONTRACT SERVICES	2,063.27
740660	15.46
EQUIPMENT RENTAL	15.46
740694	166.28
FOOD SERVICE	166.28
790100	(23.91)
REIMBURSEMENTS CLEARING	(23.91)
6108	158,466.37
SHERIFF RANGE	158,466.37
730270	13,506.29
LAW ENFORCEMENT SPECIFIC SUPPLIES	13,506.29
740510	800.00
PROFESSIONAL DEVELOPMENT	800.00
730360	144,160.08
ARMORY EXPENSE	144,160.08
6106	244,931.12
SHERIFF K9	244,931.12
710110	129,989.46
SALARY/REGULAR	129,989.46
710130	8,545.76
SALARY/OVERTIME	8,545.76
710150	13,250.00
SALARY/SPECIAL PAY	13,250.00
720100	11,196.83
SOCIAL SECURITY	11,196.83
720110	23,608.09
EMPLOYEE INSURANCE	23,608.09
720120	18,624.04

RETIREMENT	18,624.04
720140	115.32
STATE UNEMPLOYMENT TAX	115.32
730270	1,463.32
LAW ENFORCEMENT SPECIFIC SUPPLIES	1,463.32
730280	24,197.59
CANINE EXPENSES	24,197.59
740110	600.00
IT SOFTWARE MAINTENANCE	600.00
740510	1,840.00
PROFESSIONAL DEVELOPMENT	1,840.00
740530	3,608.75
MOBILE PHONE AND DATA	3,608.75
740540	7,426.45
TRAVEL EXPENSE	7,426.45
740580	165.51
PRINTING	165.51
740640	300.00
CONTRACT SERVICES	300.00
6102	472,630.83
SHERIFF SWAT	472,630.83
710110	269,138.97
SALARY/REGULAR	269,138.97
710130	23,139.29
SALARY/OVERTIME	23,139.29
720100	21,793.31
SOCIAL SECURITY	21,793.31
720110	48,720.39
EMPLOYEE INSURANCE	48,720.39
720120	35,801.51
RETIREMENT	35,801.51
720140	5.95
STATE UNEMPLOYMENT TAX	5.95
730270	16,300.47
LAW ENFORCEMENT SPECIFIC SUPPLIES	16,300.47
740510	13,300.00
PROFESSIONAL DEVELOPMENT	13,300.00
740530	8,915.80
MOBILE PHONE AND DATA	8,915.80
740540	7,483.98
TRAVEL EXPENSE	7,483.98
740660	2,618.16
EQUIPMENT RENTAL	2,618.16
750400	24,600.00
CAPITAL OUTLAY-FURNITURE FIXTURES AND EQUIPMENT	24,600.00
730360	813.00
ARMORY EXPENSE	813.00
6105	79,016.46
SHERIFF TACTICAL AIR	79,016.46
710110	50,688.00
SALARY/REGULAR	50,688.00
710130	761.76
SALARY/OVERTIME	761.76
720100	3,870.36
SOCIAL SECURITY	3,870.36

720110	9,432.90
EMPLOYEE INSURANCE	9,432.90
720120	6,312.92
RETIREMENT	6,312.92
720140	22.11
STATE UNEMPLOYMENT TAX	22.11
730240	502.91
FUEL	502.91
740110	870.00
IT SOFTWARE MAINTENANCE	870.00
740530	1,555.50
MOBILE PHONE AND DATA	1,555.50
740656	5,000.00
RENT AND LEASES	5,000.00
6109	196,938.81
SHERIFF GANGS	196,938.81
710110	129,467.86
SALARY/REGULAR	129,467.86
710130	7,844.90
SALARY/OVERTIME	7,844.90
720100	10,128.25
SOCIAL SECURITY	10,128.25
720110	22,534.15
EMPLOYEE INSURANCE	22,534.15
720120	16,848.37
RETIREMENT	16,848.37
720140	(100.73)
STATE UNEMPLOYMENT TAX	(100.73)
740510	1,300.00
PROFESSIONAL DEVELOPMENT	1,300.00
740530	3,259.15
MOBILE PHONE AND DATA	3,259.15
740540	3,116.70
TRAVEL EXPENSE	3,116.70
740660	2,540.16
EQUIPMENT RENTAL	2,540.16
6103	25,458.78
SHERIFF CRISIS NEGOTIATION TEAM	25,458.78
730270	626.47
LAW ENFORCEMENT SPECIFIC SUPPLIES	626.47
740530	2,453.86
MOBILE PHONE AND DATA	2,453.86
740540	178.50
TRAVEL EXPENSE	178.50
750400	22,199.95
CAPITAL OUTLAY-FURNITURE FIXTURES AND EQUIPMENT	22,199.95
6409	664,704.00
RECORDS AND REPORTING	664,704.00
710110	418,913.43
SALARY/REGULAR	418,913.43
710130	4,203.40
SALARY/OVERTIME	4,203.40
720100	33,499.38
SOCIAL SECURITY	33,499.38
720110	127,261.50

EMPLOYEE INSURANCE	127,261.50
720120	52,094.19
RETIREMENT	52,094.19
720130	1,124.26
WORKERS COMPENSATION	1,124.26
720140	2,490.68
STATE UNEMPLOYMENT TAX	2,490.68
730100	5,169.79
OFFICE SUPPLIES	5,169.79
740510	2,793.00
PROFESSIONAL DEVELOPMENT	2,793.00
740524	2,090.00
PROFESSIONAL SERVICES-INTERPRETER	2,090.00
740530	965.61
MOBILE PHONE AND DATA	965.61
740580	584.93
PRINTING	584.93
740660	10,553.76
EQUIPMENT RENTAL	10,553.76
740100	2,960.07
IT HARDWARE MAINTENANCE	2,960.07
6107	4,588.17
SHERIFF HONOR GUARD	4,588.17
730270	4,588.17
LAW ENFORCEMENT SPECIFIC SUPPLIES	4,588.17
200	25,438,615.38
ROAD AND BRIDGE	25,438,615.38
1200	-
ROAD AND BRIDGE	-
730190	-
ROAD MATERIALS	-
2600	948,808.17
INFORMATION TECHNOLOGY	948,808.17
710100	84,279.20
SALARY/OFFICIAL-DEPARTMENT HEAD	84,279.20
710110	491,692.57
SALARY/REGULAR	491,692.57
710120	-
SALARY/OTHER	-
710130	17,764.87
SALARY/OVERTIME	17,764.87
710140	4,737.95
SALARY/CELL PHONE ALLOWANCE	4,737.95
720100	44,640.82
SOCIAL SECURITY	44,640.82
720110	130,235.67
EMPLOYEE INSURANCE	130,235.67
720120	73,312.02
RETIREMENT	73,312.02
720140	5,132.84
STATE UNEMPLOYMENT TAX	5,132.84
730100	3,303.18
OFFICE SUPPLIES	3,303.18
730250	11,768.43
SHOP SUPPLIES	11,768.43

740510	1,276.94
PROFESSIONAL DEVELOPMENT	1,276.94
740512	21,908.69
PROFESSIONAL SERVICES	21,908.69
740650	58,754.99
SIGN AND SIGNAL MAINTENANCE	58,754.99
4700	5,827.00
PARKS	5,827.00
710110	-
SALARY/REGULAR	-
710120	-
SALARY/OTHER	-
710130	-
SALARY/OVERTIME	-
710140	-
SALARY/CELL PHONE ALLOWANCE	-
720100	-
SOCIAL SECURITY	-
720110	-
EMPLOYEE INSURANCE	-
720120	-
RETIREMENT	-
720140	-
STATE UNEMPLOYMENT TAX	-
730100	510.62
OFFICE SUPPLIES	510.62
730140	1,536.56
JANITOR SUPPLIES	1,536.56
730190	199.50
ROAD MATERIALS	199.50
730220	256.30
REPLACEMENTS	256.30
730250	187.87
SHOP SUPPLIES	187.87
730260	(49.40)
VEHICLE SUPPLIES	(49.40)
730310	618.90
UNIFORMS	618.90
730350	-
AGRICULTURE SUPPLIES	-
740120	-
MEDICAL SERVICES	-
740140	1,600.00
VEHICLE MAINTENANCE	1,600.00
740150	-
LANDSCAPE MAINTENANCE	-
740410	-
TOLLS	-
740504	-
ONLINE SERVICES	-
740512	200.00
PROFESSIONAL SERVICES	200.00
740530	325.67
MOBILE PHONE AND DATA	325.67
740640	385.00

CONTRACT SERVICES	385.00
740654	55.98
COMMUNITY BUILDING/VOTING BOX	55.98
740660	-
EQUIPMENT RENTAL	-
740680	-
MEMBERSHIP/ASSOCIATION DUES	-
4800	(9,631.09)
COMMUNITY CENTERS	(9,631.09)
710110	-
SALARY/REGULAR	-
710120	-
SALARY/OTHER	-
710140	-
SALARY/CELL PHONE ALLOWANCE	-
720100	-
SOCIAL SECURITY	-
720110	-
EMPLOYEE INSURANCE	-
720120	-
RETIREMENT	-
720140	-
STATE UNEMPLOYMENT TAX	-
730100	-
OFFICE SUPPLIES	-
730300	24.99
COMMUNITY AWARENESS SUPPLIES	24.99
730310	-
UNIFORMS	-
740512	-
PROFESSIONAL SERVICES	-
740620	(6,626.31)
ELECTRICITY	(6,626.31)
740624	(3,715.19)
WATER AND SEWER	(3,715.19)
740640	685.42
CONTRACT SERVICES	685.42
740654	-
COMMUNITY BUILDING/VOTING BOX	-
740660	-
EQUIPMENT RENTAL	-
4900	46,545.36
RECYCLE CENTERS	46,545.36
710110	-
SALARY/REGULAR	-
710130	-
SALARY/OVERTIME	-
710140	-
SALARY/CELL PHONE ALLOWANCE	-
720100	-
SOCIAL SECURITY	-
720110	-
EMPLOYEE INSURANCE	-
720120	-
RETIREMENT	-

720140	-
STATE UNEMPLOYMENT TAX	-
730100	(0.00)
OFFICE SUPPLIES	(0.00)
730140	-
JANITOR SUPPLIES	-
730240	-
FUEL	-
730250	314.00
SHOP SUPPLIES	314.00
730260	-
VEHICLE SUPPLIES	-
730310	-
UNIFORMS	-
730390	176.15
MEDICAL SUPPLIES	176.15
740420	771.62
COURIER SERVICE	771.62
740512	13,131.04
PROFESSIONAL SERVICES	13,131.04
740640	32,708.00
CONTRACT SERVICES	32,708.00
750300	-
CAPITAL OUTLAY-BUILDING	-
750800	(555.45)
MAJOR PROJECTS	(555.45)
7300	58,792.32
CONSTABLE PRECINCT 3	58,792.32
710110	20,788.00
SALARY/REGULAR	20,788.00
710130	23,711.49
SALARY/OVERTIME	23,711.49
720100	3,387.09
SOCIAL SECURITY	3,387.09
720110	5,349.23
EMPLOYEE INSURANCE	5,349.23
720120	5,460.11
RETIREMENT	5,460.11
720140	96.40
STATE UNEMPLOYMENT TAX	96.40
9000	188,208.32
RESTRICTED	188,208.32
730190	-
ROAD MATERIALS	-
740512	116,177.82
PROFESSIONAL SERVICES	116,177.82
750800	72,030.50
MAJOR PROJECTS	72,030.50
9100	5,598,044.46
COMMISSIONER PRECINCT 1	5,598,044.46
710100	124,022.44
SALARY/OFFICIAL-DEPARTMENT HEAD	124,022.44
710110	1,994,205.93
SALARY/REGULAR	1,994,205.93
710120	-

SALARY/OTHER	-
710130	113,604.67
SALARY/OVERTIME	113,604.67
710140	1,510.03
SALARY/CELL PHONE ALLOWANCE	1,510.03
720100	165,110.74
SOCIAL SECURITY	165,110.74
720110	482,717.26
EMPLOYEE INSURANCE	482,717.26
720120	274,038.60
RETIREMENT	274,038.60
720140	14,176.05
STATE UNEMPLOYMENT TAX	14,176.05
730100	22,779.73
OFFICE SUPPLIES	22,779.73
730140	2,134.90
JANITOR SUPPLIES	2,134.90
730180	6,339.20
CULVERTS	6,339.20
730190	384,712.81
ROAD MATERIALS	384,712.81
730200	119,334.19
CRUSHED CONCRETE/REJECT	119,334.19
730220	1,126.73
REPLACEMENTS	1,126.73
730240	129,601.18
FUEL	129,601.18
730250	81,611.69
SHOP SUPPLIES	81,611.69
730260	88,593.68
VEHICLE SUPPLIES	88,593.68
730262	4,031.67
RADIO SUPPLIES	4,031.67
730310	15,319.16
UNIFORMS	15,319.16
730320	14,474.52
IT HARDWARE	14,474.52
730350	2,591.28
AGRICULTURE SUPPLIES	2,591.28
730390	548.07
MEDICAL SUPPLIES	548.07
740140	94,365.34
VEHICLE MAINTENANCE	94,365.34
740150	41,795.05
LANDSCAPE MAINTENANCE	41,795.05
740430	26,554.40
STRIPING/SEALANT SERVICES	26,554.40
740510	1,181.63
PROFESSIONAL DEVELOPMENT	1,181.63
740512	627,382.22
PROFESSIONAL SERVICES	627,382.22
740530	8,663.54
MOBILE PHONE AND DATA	8,663.54
740540	1,902.77
TRAVEL EXPENSE	1,902.77



740640	53,815.85
CONTRACT SERVICES	53,815.85
740650	47,488.98
SIGN AND SIGNAL MAINTENANCE	47,488.98
740654	16,143.58
COMMUNITY BUILDING/VOTING BOX	16,143.58
740660	9,317.93
EQUIPMENT RENTAL	9,317.93
750300	99,635.00
CAPITAL OUTLAY-BUILDING	99,635.00
750400	250,403.02
CAPITAL OUTLAY-FURNITURE FIXTURES AND EQUIPMENT	250,403.02
750600	278,749.98
CAPITAL OUTLAY-VEHICLES	278,749.98
790100	(1,948.09)
REIMBURSEMENTS CLEARING	(1,948.09)
740260	-
INTEREST ON CREDIT CARDS	-
740250	8.73
PENALTY/LATE CHARGE	8.73
9200	5,036,953.41
COMMISSIONER PRECINCT 2	5,036,953.41
710100	124,022.44
SALARY/OFFICIAL-DEPARTMENT HEAD	124,022.44
710110	1,453,077.91
SALARY/REGULAR	1,453,077.91
710120	-
SALARY/OTHER	-
710130	17,837.90
SALARY/OVERTIME	17,837.90
710140	1,143.77
SALARY/CELL PHONE ALLOWANCE	1,143.77
720100	115,619.30
SOCIAL SECURITY	115,619.30
720110	395,330.17
EMPLOYEE INSURANCE	395,330.17
720120	196,298.18
RETIREMENT	196,298.18
720140	10,958.76
STATE UNEMPLOYMENT TAX	10,958.76
730100	60,275.19
OFFICE SUPPLIES	60,275.19
730180	23,334.96
CULVERTS	23,334.96
730190	1,323,530.54
ROAD MATERIALS	1,323,530.54
730220	13,763.29
REPLACEMENTS	13,763.29
730240	113,096.32
FUEL	113,096.32
730250	97,278.48
SHOP SUPPLIES	97,278.48
730260	117,202.21
VEHICLE SUPPLIES	117,202.21
730310	15,537.41

UNIFORMS	15,537.41
740510	1,361.76
PROFESSIONAL DEVELOPMENT	1,361.76
740512	282,250.78
PROFESSIONAL SERVICES	282,250.78
740530	6,302.71
MOBILE PHONE AND DATA	6,302.71
740640	111,939.88
CONTRACT SERVICES	111,939.88
740650	59,061.38
SIGN AND SIGNAL MAINTENANCE	59,061.38
740654	975.00
COMMUNITY BUILDING/VOTING BOX	975.00
740660	47,050.53
EQUIPMENT RENTAL	47,050.53
750400	283,221.04
CAPITAL OUTLAY-FURNITURE FIXTURES AND EQUIPMENT	283,221.04
750600	105,801.00
CAPITAL OUTLAY-VEHICLES	105,801.00
750800	68,745.00
MAJOR PROJECTS	68,745.00
790100	(8,062.50)
REIMBURSEMENTS CLEARING	(8,062.50)
9300	3,149,008.94
COMMISSIONER PRECINCT 3	3,149,008.94
710100	124,022.44
SALARY/OFFICIAL-DEPARTMENT HEAD	124,022.44
710110	1,077,014.63
SALARY/REGULAR	1,077,014.63
710120	-
SALARY/OTHER	-
710130	63,486.57
SALARY/OVERTIME	63,486.57
710140	5,644.13
SALARY/CELL PHONE ALLOWANCE	5,644.13
720100	92,395.89
SOCIAL SECURITY	92,395.89
720110	236,281.74
EMPLOYEE INSURANCE	236,281.74
720120	156,181.84
RETIREMENT	156,181.84
720140	6,559.13
STATE UNEMPLOYMENT TAX	6,559.13
730100	21,297.15
OFFICE SUPPLIES	21,297.15
730190	45,569.57
ROAD MATERIALS	45,569.57
730200	19,204.04
CRUSHED CONCRETE/REJECT	19,204.04
730220	3,541.38
REPLACEMENTS	3,541.38
730240	74,319.26
FUEL	74,319.26
730250	27,541.45
SHOP SUPPLIES	27,541.45

730260	38,554.35
VEHICLE SUPPLIES	38,554.35
730310	7,462.85
UNIFORMS	7,462.85
730350	7,812.69
AGRICULTURE SUPPLIES	7,812.69
730380	26,564.00
AUDIO/VISUAL SUPPLIES	26,564.00
730390	875.55
MEDICAL SUPPLIES	875.55
740140	50,177.06
VEHICLE MAINTENANCE	50,177.06
740430	270,973.62
STRIPING/SEALANT SERVICES	270,973.62
740440	1,150.00
CONCRETE/CURB REPAIR	1,150.00
740504	-
ONLINE SERVICES	-
740510	1,521.69
PROFESSIONAL DEVELOPMENT	1,521.69
740512	221,424.89
PROFESSIONAL SERVICES	221,424.89
740530	4,215.20
MOBILE PHONE AND DATA	4,215.20
740540	513.80
TRAVEL EXPENSE	513.80
740640	4,146.02
CONTRACT SERVICES	4,146.02
740650	54,563.93
SIGN AND SIGNAL MAINTENANCE	54,563.93
740660	7,158.74
EQUIPMENT RENTAL	7,158.74
740970	36.55
FREIGHT AND HANDLING	36.55
750200	1,980.40
CAPITAL OUTLAY-LAND	1,980.40
750400	39,337.00
CAPITAL OUTLAY-FURNITURE FIXTURES AND EQUIPMENT	39,337.00
750600	52,741.82
CAPITAL OUTLAY-VEHICLES	52,741.82
750800	448,426.37
MAJOR PROJECTS	448,426.37
790100	(43,699.22)
REIMBURSEMENTS CLEARING	(43,699.22)
740260	12.41
INTEREST ON CREDIT CARDS	12.41
9400	6,462,698.72
COMMISSIONER PRECINCT 4	6,462,698.72
710100	124,022.44
SALARY/OFFICIAL-DEPARTMENT HEAD	124,022.44
710110	2,011,160.71
SALARY/REGULAR	2,011,160.71
710120	-
SALARY/OTHER	-
710130	15,360.79

SALARY/OVERTIME	15,360.79
710140	1,343.89
SALARY/CELL PHONE ALLOWANCE	1,343.89
720100	158,269.31
SOCIAL SECURITY	158,269.31
720110	497,536.45
EMPLOYEE INSURANCE	497,536.45
720120	265,063.92
RETIREMENT	265,063.92
720140	13,861.69
STATE UNEMPLOYMENT TAX	13,861.69
730100	13,477.19
OFFICE SUPPLIES	13,477.19
730140	45.00
JANITOR SUPPLIES	45.00
730180	96,537.00
CULVERTS	96,537.00
730190	1,070,863.63
ROAD MATERIALS	1,070,863.63
730200	333,932.00
CRUSHED CONCRETE/REJECT	333,932.00
730220	63,371.22
REPLACEMENTS	63,371.22
730240	214,549.43
FUEL	214,549.43
730250	38,195.48
SHOP SUPPLIES	38,195.48
730260	212,403.71
VEHICLE SUPPLIES	212,403.71
730310	13,124.58
UNIFORMS	13,124.58
730350	104,785.67
AGRICULTURE SUPPLIES	104,785.67
740140	47,413.94
VEHICLE MAINTENANCE	47,413.94
740150	38,853.94
LANDSCAPE MAINTENANCE	38,853.94
740410	3,000.00
TOLLS	3,000.00
740430	9,838.80
STRIPING/SEALANT SERVICES	9,838.80
740440	17,560.00
CONCRETE/CURB REPAIR	17,560.00
740510	7,375.00
PROFESSIONAL DEVELOPMENT	7,375.00
740512	91,953.86
PROFESSIONAL SERVICES	91,953.86
740530	19,385.77
MOBILE PHONE AND DATA	19,385.77
740540	2,200.34
TRAVEL EXPENSE	2,200.34
740550	19,743.35
SAFETY PROGRAM	19,743.35
740580	75.00
PRINTING	75.00

740640	29,605.42
CONTRACT SERVICES	29,605.42
740650	26,432.50
SIGN AND SIGNAL MAINTENANCE	26,432.50
740652	398.20
BRIDGE REPAIR	398.20
740660	46,113.78
EQUIPMENT RENTAL	46,113.78
740662	88,868.12
LEASE TO PURCHASE	88,868.12
740820	7,501.60
DEMOLITION	7,501.60
750400	879,146.59
CAPITAL OUTLAY-FURNITURE FIXTURES AND EQUIPMENT	879,146.59
750600	193,064.41
CAPITAL OUTLAY-VEHICLES	193,064.41
750800	(98.41)
MAJOR PROJECTS	(98.41)
790100	(313,673.50)
REIMBURSEMENTS CLEARING	(313,673.50)
730101	35.90
FOOD SUPPLIES	35.90
740240	-
CHANGE OF VENUE	-
9500	1,319,984.42
COUNTY ENGINEER	1,319,984.42
710100	99,587.78
SALARY/OFFICIAL-DEPARTMENT HEAD	99,587.78
710110	866,234.85
SALARY/REGULAR	866,234.85
710130	100.92
SALARY/OVERTIME	100.92
710140	4,389.58
SALARY/CELL PHONE ALLOWANCE	4,389.58
720100	69,129.93
SOCIAL SECURITY	69,129.93
720110	146,953.50
EMPLOYEE INSURANCE	146,953.50
720120	119,057.47
RETIREMENT	119,057.47
720140	3,608.42
STATE UNEMPLOYMENT TAX	3,608.42
730100	1,719.41
OFFICE SUPPLIES	1,719.41
730250	2,252.89
SHOP SUPPLIES	2,252.89
730330	1,925.13
IT SOFTWARE	1,925.13
740510	149.00
PROFESSIONAL DEVELOPMENT	149.00
740540	1,718.12
TRAVEL EXPENSE	1,718.12
740660	3,077.42
EQUIPMENT RENTAL	3,077.42
740680	80.00

MEMBERSHIP/ASSOCIATION DUES	80.00
9107	172,137.06
PARKS - PRECINCT 1	172,137.06
710110	83,992.67
SALARY/REGULAR	83,992.67
710130	20,889.96
SALARY/OVERTIME	20,889.96
720100	8,010.70
SOCIAL SECURITY	8,010.70
720110	18,552.20
EMPLOYEE INSURANCE	18,552.20
720120	11,563.30
RETIREMENT	11,563.30
720140	1,031.10
STATE UNEMPLOYMENT TAX	1,031.10
730100	287.73
OFFICE SUPPLIES	287.73
730140	2,385.70
JANITOR SUPPLIES	2,385.70
730250	5,449.37
SHOP SUPPLIES	5,449.37
740512	13,866.09
PROFESSIONAL SERVICES	13,866.09
740640	6,093.24
CONTRACT SERVICES	6,093.24
740660	15.00
EQUIPMENT RENTAL	15.00
9109	261,543.16
RECYCLE - PRECINCT 1	261,543.16
710110	146,721.06
SALARY/REGULAR	146,721.06
710130	12,631.73
SALARY/OVERTIME	12,631.73
710140	151.37
SALARY/CELL PHONE ALLOWANCE	151.37
720100	11,780.39
SOCIAL SECURITY	11,780.39
720110	38,892.24
EMPLOYEE INSURANCE	38,892.24
720120	19,507.12
RETIREMENT	19,507.12
720140	1,328.89
STATE UNEMPLOYMENT TAX	1,328.89
730140	204.00
JANITOR SUPPLIES	204.00
730220	115.00
REPLACEMENTS	115.00
730240	19.00
FUEL	19.00
730250	134.42
SHOP SUPPLIES	134.42
730310	366.90
UNIFORMS	366.90
730390	512.60
MEDICAL SUPPLIES	512.60

740512	9,613.38
PROFESSIONAL SERVICES	9,613.38
740622	28.00
GAS	28.00
740640	17,245.64
CONTRACT SERVICES	17,245.64
750300	1,735.97
CAPITAL OUTLAY-BUILDING	1,735.97
750800	555.45
MAJOR PROJECTS	555.45
9407	712,583.41
PARKS - PRECINCT 4	712,583.41
710110	381,041.57
SALARY/REGULAR	381,041.57
710120	-
SALARY/OTHER	-
710130	4,905.35
SALARY/OVERTIME	4,905.35
720100	28,888.65
SOCIAL SECURITY	28,888.65
720110	107,102.53
EMPLOYEE INSURANCE	107,102.53
720120	47,622.26
RETIREMENT	47,622.26
720130	279.12
WORKERS COMPENSATION	279.12
720140	3,286.00
STATE UNEMPLOYMENT TAX	3,286.00
730100	267.27
OFFICE SUPPLIES	267.27
730140	10,711.61
JANITOR SUPPLIES	10,711.61
730220	9,264.00
REPLACEMENTS	9,264.00
730250	12,447.77
SHOP SUPPLIES	12,447.77
730260	13,949.67
VEHICLE SUPPLIES	13,949.67
730310	2,918.42
UNIFORMS	2,918.42
730350	3,838.14
AGRICULTURE SUPPLIES	3,838.14
740140	876.50
VEHICLE MAINTENANCE	876.50
740150	11,645.62
LANDSCAPE MAINTENANCE	11,645.62
740410	600.00
TOLLS	600.00
740440	5,400.00
CONCRETE/CURB REPAIR	5,400.00
740512	2,033.75
PROFESSIONAL SERVICES	2,033.75
740530	3,033.86
MOBILE PHONE AND DATA	3,033.86
740580	75.00

PRINTING	75.00
740622	968.00
GAS	968.00
740640	10,711.60
CONTRACT SERVICES	10,711.60
740654	4,688.32
COMMUNITY BUILDING/VOTING BOX	4,688.32
740660	675.00
EQUIPMENT RENTAL	675.00
740680	37.50
MEMBERSHIP/ASSOCIATION DUES	37.50
750400	14,662.22
CAPITAL OUTLAY-FURNITURE FIXTURES AND EQUIPMENT	14,662.22
750800	30,653.68
MAJOR PROJECTS	30,653.68
9309	595,106.92
RECYCLE - PRECINCT 3	595,106.92
710110	238,125.97
SALARY/REGULAR	238,125.97
710130	10,010.60
SALARY/OVERTIME	10,010.60
710140	757.87
SALARY/CELL PHONE ALLOWANCE	757.87
720100	18,650.93
SOCIAL SECURITY	18,650.93
720110	59,190.55
EMPLOYEE INSURANCE	59,190.55
720120	30,367.15
RETIREMENT	30,367.15
720140	2,120.80
STATE UNEMPLOYMENT TAX	2,120.80
730100	10,133.28
OFFICE SUPPLIES	10,133.28
730260	460.00
VEHICLE SUPPLIES	460.00
730310	225.32
UNIFORMS	225.32
730390	1,018.90
MEDICAL SUPPLIES	1,018.90
740420	1,528.27
COURIER SERVICE	1,528.27
740512	87,153.44
PROFESSIONAL SERVICES	87,153.44
740640	135,363.84
CONTRACT SERVICES	135,363.84
9307	316,175.92
PARKS - PRECINCT 3	316,175.92
710110	204,008.32
SALARY/REGULAR	204,008.32
710130	1,761.56
SALARY/OVERTIME	1,761.56
710140	588.04
SALARY/CELL PHONE ALLOWANCE	588.04
720100	15,432.92
SOCIAL SECURITY	15,432.92



720110	49,947.36
EMPLOYEE INSURANCE	49,947.36
720120	25,434.96
RETIREMENT	25,434.96
720140	1,583.77
STATE UNEMPLOYMENT TAX	1,583.77
730100	15,230.48
OFFICE SUPPLIES	15,230.48
730250	576.74
SHOP SUPPLIES	576.74
730390	102.65
MEDICAL SUPPLIES	102.65
740120	510.08
MEDICAL SERVICES	510.08
740504	-
ONLINE SERVICES	-
740640	999.04
CONTRACT SERVICES	999.04
9408	253,794.40
COMMUNITY CENTER - PRECINCT 4	253,794.40
710110	156,253.95
SALARY/REGULAR	156,253.95
710120	-
SALARY/OTHER	-
710130	1,533.67
SALARY/OVERTIME	1,533.67
720100	11,875.22
SOCIAL SECURITY	11,875.22
720110	31,405.98
EMPLOYEE INSURANCE	31,405.98
720120	19,372.40
RETIREMENT	19,372.40
720140	1,231.54
STATE UNEMPLOYMENT TAX	1,231.54
730100	9.98
OFFICE SUPPLIES	9.98
730260	21.98
VEHICLE SUPPLIES	21.98
730300	665.15
COMMUNITY AWARENESS SUPPLIES	665.15
730310	140.00
UNIFORMS	140.00
740140	51.00
VEHICLE MAINTENANCE	51.00
740512	322.99
PROFESSIONAL SERVICES	322.99
740620	13,606.22
ELECTRICITY	13,606.22
740624	12,069.45
WATER AND SEWER	12,069.45
740640	4,196.71
CONTRACT SERVICES	4,196.71
740654	10.00
COMMUNITY BUILDING/VOTING BOX	10.00
740660	728.52

EQUIPMENT RENTAL	728.52
730101	299.64
FOOD SUPPLIES	299.64
9207	135,618.80
<b>PARKS - PRECINCT 2</b>	<b>135,618.80</b>
710110	62,530.01
SALARY/REGULAR	62,530.01
710130	65.12
SALARY/OVERTIME	65.12
720100	4,484.38
SOCIAL SECURITY	4,484.38
720110	20,304.53
EMPLOYEE INSURANCE	20,304.53
720120	7,616.10
RETIREMENT	7,616.10
720140	524.13
STATE UNEMPLOYMENT TAX	524.13
730220	1,283.73
REPLACEMENTS	1,283.73
740512	38,810.80
PROFESSIONAL SERVICES	38,810.80
9308	75,855.47
<b>COMMUNITY CENTER - PRECINCT 3</b>	<b>75,855.47</b>
710110	52,073.90
SALARY/REGULAR	52,073.90
710130	439.78
SALARY/OVERTIME	439.78
710140	335.97
SALARY/CELL PHONE ALLOWANCE	335.97
720100	3,896.51
SOCIAL SECURITY	3,896.51
720110	9,276.10
EMPLOYEE INSURANCE	9,276.10
720120	6,484.56
RETIREMENT	6,484.56
720140	232.79
STATE UNEMPLOYMENT TAX	232.79
730100	1,805.76
OFFICE SUPPLIES	1,805.76
730390	286.10
MEDICAL SUPPLIES	286.10
740640	1,024.00
CONTRACT SERVICES	1,024.00
9208	49,577.10
<b>COMMUNITY CENTERS - PRECINCT 2</b>	<b>49,577.10</b>
710110	12,332.13
SALARY/REGULAR	12,332.13
710140	3.69
SALARY/CELL PHONE ALLOWANCE	3.69
720100	832.09
SOCIAL SECURITY	832.09
720110	3,668.35
EMPLOYEE INSURANCE	3,668.35
720120	1,513.62
RETIREMENT	1,513.62

740620	21,934.61
ELECTRICITY	21,934.61
740624	8,932.61
WATER AND SEWER	8,932.61
740640	360.00
CONTRACT SERVICES	360.00
9108	29,678.43
COMMUNITY CENTERS - PRECINCT 1	29,678.43
740620	25,955.79
ELECTRICITY	25,955.79
740624	3,722.64
WATER AND SEWER	3,722.64
9409	31,304.68
RECYCLE - PRECINCT 4	31,304.68
740150	17,186.00
LANDSCAPE MAINTENANCE	17,186.00
740512	5,296.39
PROFESSIONAL SERVICES	5,296.39
740640	8,822.29
CONTRACT SERVICES	8,822.29
201	18,602.69
WORTHLESS CHECK	18,602.69
2800	18,602.69
COUNTY ATTORNEY	18,602.69
710110	12,293.96
SALARY/REGULAR	12,293.96
710150	-
SALARY/SPECIAL PAY	-
720100	930.85
SOCIAL SECURITY	930.85
720110	3,675.20
EMPLOYEE INSURANCE	3,675.20
720120	1,585.11
RETIREMENT	1,585.11
720140	117.57
STATE UNEMPLOYMENT TAX	117.57
202	742,497.17
FORFEITURES	742,497.17
5100	256,353.17
DISTRICT ATTORNEY	256,353.17
710110	17,908.46
SALARY/REGULAR	17,908.46
710140	-
SALARY/CELL PHONE ALLOWANCE	-
710150	9,323.05
SALARY/SPECIAL PAY	9,323.05
720100	2,846.00
SOCIAL SECURITY	2,846.00
720110	3,400.13
EMPLOYEE INSURANCE	3,400.13
720120	3,238.54
RETIREMENT	3,238.54
720140	163.96
STATE UNEMPLOYMENT TAX	163.96
730100	14,429.42

OFFICE SUPPLIES	14,429.42
730270	19,618.68
LAW ENFORCEMENT SPECIFIC SUPPLIES	19,618.68
740110	18,075.00
IT SOFTWARE MAINTENANCE	18,075.00
740140	2,500.00
VEHICLE MAINTENANCE	2,500.00
740230	139.50
LITIGATION EXPENSES	139.50
740510	6,720.00
PROFESSIONAL DEVELOPMENT	6,720.00
740530	151.96
MOBILE PHONE AND DATA	151.96
740570	2,500.00
ADVERTISING	2,500.00
740680	7,356.67
MEMBERSHIP/ASSOCIATION DUES	7,356.67
750600	147,196.18
CAPITAL OUTLAY-VEHICLES	147,196.18
730101	729.62
FOOD SUPPLIES	729.62
740450	56.00
SERVICE/CITATIONS	56.00
6000	267,837.24
<b>SHERIFF</b>	<b>267,837.24</b>
730100	16,812.48
OFFICE SUPPLIES	16,812.48
730270	156,444.23
LAW ENFORCEMENT SPECIFIC SUPPLIES	156,444.23
730280	3,787.26
CANINE EXPENSES	3,787.26
730370	3.95
PERIODICALS	3.95
740140	1,880.00
VEHICLE MAINTENANCE	1,880.00
740512	54,527.53
PROFESSIONAL SERVICES	54,527.53
740540	5,592.84
TRAVEL EXPENSE	5,592.84
740640	18,575.00
CONTRACT SERVICES	18,575.00
740656	4,510.00
RENT AND LEASES	4,510.00
740680	5,000.00
MEMBERSHIP/ASSOCIATION DUES	5,000.00
730101	703.95
FOOD SUPPLIES	703.95
6200	142,180.68
<b>SHERIFF CID</b>	<b>142,180.68</b>
730270	142,180.68
LAW ENFORCEMENT SPECIFIC SUPPLIES	142,180.68
7200	5,886.00
<b>CONSTABLE PRECINCT 2</b>	<b>5,886.00</b>
730100	2,040.00
OFFICE SUPPLIES	2,040.00

730270	1,846.00
LAW ENFORCEMENT SPECIFIC SUPPLIES	1,846.00
730340	2,000.00
BUY MONEY SUPPLY	2,000.00
750600	-
CAPITAL OUTLAY-VEHICLES	-
7300	751.50
CONSTABLE PRECINCT 3	751.50
740510	(495.03)
PROFESSIONAL DEVELOPMENT	(495.03)
740640	1,246.53
CONTRACT SERVICES	1,246.53
7400	8,129.82
CONSTABLE PRECINCT 4	8,129.82
730160	-
CLOTHING	-
730260	2.00
VEHICLE SUPPLIES	2.00
730270	899.00
LAW ENFORCEMENT SPECIFIC SUPPLIES	899.00
730280	55.00
CANINE EXPENSES	55.00
730340	2,000.00
BUY MONEY SUPPLY	2,000.00
740140	601.50
VEHICLE MAINTENANCE	601.50
740510	35.00
PROFESSIONAL DEVELOPMENT	35.00
740640	450.33
CONTRACT SERVICES	450.33
740656	780.00
RENT AND LEASES	780.00
750600	3,086.99
CAPITAL OUTLAY-VEHICLES	3,086.99
730101	220.00
FOOD SUPPLIES	220.00
7500	61,358.76
CONSTABLE PRECINCT 5	61,358.76
730270	50,530.60
LAW ENFORCEMENT SPECIFIC SUPPLIES	50,530.60
740510	6,040.00
PROFESSIONAL DEVELOPMENT	6,040.00
740540	550.00
TRAVEL EXPENSE	550.00
740560	2,200.00
TRANSPORTATION	2,200.00
740656	2,038.16
RENT AND LEASES	2,038.16
203	1,416,493.84
JAIL COMMISSARY	1,416,493.84
6602	1,416,493.84
SHERIFF COMMISSARY	1,416,493.84
710110	111,222.71
SALARY/REGULAR	111,222.71
710130	3,536.26

SALARY/OVERTIME	3,536.26
710150	330.00
SALARY/SPECIAL PAY	330.00
720100	8,593.89
SOCIAL SECURITY	8,593.89
720110	25,386.11
EMPLOYEE INSURANCE	25,386.11
720120	14,081.27
RETIREMENT	14,081.27
720130	995.83
WORKERS COMPENSATION	995.83
720140	930.45
STATE UNEMPLOYMENT TAX	930.45
730100	252.00
OFFICE SUPPLIES	252.00
730120	5,772.44
BOOK SUPPLEMENTS	5,772.44
730140	58,295.45
JANITOR SUPPLIES	58,295.45
730150	194,037.22
INMATE SUPPLIES	194,037.22
730220	385,551.53
REPLACEMENTS	385,551.53
730260	710.50
VEHICLE SUPPLIES	710.50
730320	22,892.40
IT HARDWARE	22,892.40
730330	172,393.69
IT SOFTWARE	172,393.69
730332	750.00
TELEPHONE-REPAIRS/REPLACEMENT-RESTRICTED	750.00
730370	23,681.00
PERIODICALS	23,681.00
730380	5,463.99
AUDIO/VISUAL SUPPLIES	5,463.99
740504	16,900.77
ONLINE SERVICES	16,900.77
740512	286,378.63
PROFESSIONAL SERVICES	286,378.63
740640	6,473.17
CONTRACT SERVICES	6,473.17
740750	68,793.94
REMODEL	68,793.94
730101	3,070.59
FOOD SUPPLIES	3,070.59
<b>204</b>	<b>221,334.02</b>
<b>LAW LIBRARY</b>	<b>221,334.02</b>
3260	211,134.05
<b>LAW LIBRARY</b>	<b>211,134.05</b>
710110	96,293.89
SALARY/REGULAR	96,293.89
720100	7,119.17
SOCIAL SECURITY	7,119.17
720110	18,552.20
EMPLOYEE INSURANCE	18,552.20

720120	11,815.33
RETIREMENT	11,815.33
720140	670.36
STATE UNEMPLOYMENT TAX	670.36
730100	1,837.13
OFFICE SUPPLIES	1,837.13
730120	2,541.49
BOOK SUPPLEMENTS	2,541.49
740504	54,496.29
ONLINE SERVICES	54,496.29
740660	5,091.78
EQUIPMENT RENTAL	5,091.78
750700	12,713.92
CAPITAL OUTLAY-BOOKS	12,713.92
740260	2.49
INTEREST ON CREDIT CARDS	2.49
8100	10,199.97
COURT OPERATIONS	10,199.97
730120	851.45
BOOK SUPPLEMENTS	851.45
740504	9,348.52
ONLINE SERVICES	9,348.52
205	18,309.99
PRE-TRIAL DIVERSION	18,309.99
5100	18,309.99
DISTRICT ATTORNEY	18,309.99
710110	12,445.59
SALARY/REGULAR	12,445.59
720100	1,002.30
SOCIAL SECURITY	1,002.30
720110	800.24
EMPLOYEE INSURANCE	800.24
720120	1,625.25
RETIREMENT	1,625.25
720140	211.93
STATE UNEMPLOYMENT TAX	211.93
740660	2,224.68
EQUIPMENT RENTAL	2,224.68
206	3,447,714.43
COUNTY CLERK RECORDS MGMT & PRESERVATION	3,447,714.43
1206	44,887.00
COUNTY CLERK RECORDS MANAGEMENT/PRESERVATION	44,887.00
730100	7,029.37
OFFICE SUPPLIES	7,029.37
740110	156.71
IT SOFTWARE MAINTENANCE	156.71
740504	324.00
ONLINE SERVICES	324.00
740510	200.00
PROFESSIONAL DEVELOPMENT	200.00
740512	28,429.82
PROFESSIONAL SERVICES	28,429.82
740530	607.84
MOBILE PHONE AND DATA	607.84
740640	18.00

CONTRACT SERVICES	18.00
740656	8,071.26
RENT AND LEASES	8,071.26
740680	50.00
MEMBERSHIP/ASSOCIATION DUES	50.00
2300	3,379,905.47
COUNTY CLERK	3,379,905.47
710110	146,312.86
SALARY/REGULAR	146,312.86
710130	461.30
SALARY/OVERTIME	461.30
720100	11,009.24
SOCIAL SECURITY	11,009.24
720110	32,912.00
EMPLOYEE INSURANCE	32,912.00
720120	19,007.46
RETIREMENT	19,007.46
720140	1,716.67
STATE UNEMPLOYMENT TAX	1,716.67
740504	162.00
ONLINE SERVICES	162.00
740512	24,054.53
PROFESSIONAL SERVICES	24,054.53
740530	75.98
MOBILE PHONE AND DATA	75.98
750300	3,140,762.18
CAPITAL OUTLAY-BUILDING	3,140,762.18
750800	3,431.25
MAJOR PROJECTS	3,431.25
2303	22,921.96
COUNTY CLERK-RECORDS MANAGEMENT/PRESERVATION	22,921.96
710110	16,805.37
SALARY/REGULAR	16,805.37
720100	1,210.65
SOCIAL SECURITY	1,210.65
720110	4,192.40
EMPLOYEE INSURANCE	4,192.40
720120	1,063.71
RETIREMENT	1,063.71
720140	(350.17)
STATE UNEMPLOYMENT TAX	(350.17)
207	461,617.20
COUNTY RECORDS MANAGEMENT	461,617.20
6404	461,617.20
WARRANTS	461,617.20
710110	296,788.69
SALARY/REGULAR	296,788.69
710130	1,288.46
SALARY/OVERTIME	1,288.46
710150	240.00
SALARY/SPECIAL PAY	240.00
720100	22,480.02
SOCIAL SECURITY	22,480.02
720110	95,905.10
EMPLOYEE INSURANCE	95,905.10



720120	36,606.90
RETIREMENT	36,606.90
720140	2,729.64
STATE UNEMPLOYMENT TAX	2,729.64
730100	2,550.05
OFFICE SUPPLIES	2,550.05
740530	506.90
MOBILE PHONE AND DATA	506.90
740660	2,521.44
EQUIPMENT RENTAL	2,521.44
<b>208</b>	<b>2,135.58</b>
DISTRICT CLERK RECORDS MGMT & PRESERVATION	2,135.58
2700	2,135.58
DISTRICT CLERK	2,135.58
730100	386.08
OFFICE SUPPLIES	386.08
740640	1,749.50
CONTRACT SERVICES	1,749.50
<b>209</b>	<b>2,308.17</b>
DISTRICT CLERK RECORDS PRESERVATION	2,308.17
2700	2,308.17
DISTRICT CLERK	2,308.17
730100	2,308.17
OFFICE SUPPLIES	2,308.17
<b>211</b>	<b>10,181.32</b>
COUNTY AND DISTRICT COURT TECHNOLOGY	10,181.32
8107	6,431.94
COURT TECHNOLOGY COUNTY/DISTRICT	6,431.94
730100	2,385.39
OFFICE SUPPLIES	2,385.39
730380	2,861.57
AUDIO/VISUAL SUPPLIES	2,861.57
740530	1,090.05
MOBILE PHONE AND DATA	1,090.05
740660	94.93
EQUIPMENT RENTAL	94.93
1211	3,749.38
COUNTY & DISTRICT COURT TECHNOLOGY	3,749.38
730100	3,723.48
OFFICE SUPPLIES	3,723.48
740530	25.90
MOBILE PHONE AND DATA	25.90
<b>212</b>	<b>55,939.16</b>
COURT GUARDIANSHIP	55,939.16
8105	55,939.16
COURT GUARDIANSHIP	55,939.16
740230	42.90
LITIGATION EXPENSES	42.90
740270	34,900.16
APPOINTED ATTORNEY	34,900.16
740290	2,227.59
OTHER LITIGATION-APPOINTED ATTORNEY	2,227.59
740310	18,663.00
APPOINTED ATTORNEY-CIVIL	18,663.00
740540	105.51

	TRAVEL EXPENSE	105.51
213		34,558.68
	COURT REPORTER SERVICE	34,558.68
8106		34,558.68
	COURT REPORTER	34,558.68
	730100	1,483.52
	OFFICE SUPPLIES	1,483.52
	730330	599.00
	IT SOFTWARE	599.00
	740510	824.00
	PROFESSIONAL DEVELOPMENT	824.00
	740512	30,012.26
	PROFESSIONAL SERVICES	30,012.26
	740540	1,639.90
	TRAVEL EXPENSE	1,639.90
214		443,062.22
	COURTHOUSE SECURITY - COUNTY/DISTRICT COURT	443,062.22
6101		443,062.22
	SHERIFF COURTHOUSE SECURITY	443,062.22
	710110	174,190.76
	SALARY/REGULAR	174,190.76
	710130	1,564.66
	SALARY/OVERTIME	1,564.66
	720100	13,115.13
	SOCIAL SECURITY	13,115.13
	720110	33,015.15
	EMPLOYEE INSURANCE	33,015.15
	720120	21,565.22
	RETIREMENT	21,565.22
	720140	54.80
	STATE UNEMPLOYMENT TAX	54.80
	740530	9,366.98
	MOBILE PHONE AND DATA	9,366.98
	740640	188,699.94
	CONTRACT SERVICES	188,699.94
	740660	1,489.58
	EQUIPMENT RENTAL	1,489.58
216		168,329.01
	JUSTICE COURT TECHNOLOGY	168,329.01
8591		168,329.01
	JP JUSTICE COURT TECHNOLOGY	168,329.01
	730100	20,488.92
	OFFICE SUPPLIES	20,488.92
	740110	32,231.00
	IT SOFTWARE MAINTENANCE	32,231.00
	740510	150.00
	PROFESSIONAL DEVELOPMENT	150.00
	740512	109,685.75
	PROFESSIONAL SERVICES	109,685.75
	740530	3,782.92
	MOBILE PHONE AND DATA	3,782.92
	740640	1,990.42
	CONTRACT SERVICES	1,990.42
217		215,647.38
	JUVENILE CASE MANAGER	215,647.38

8592	215,647.38
JP JUVENILE CASE MANAGER	215,647.38
710110	147,085.10
SALARY/REGULAR	147,085.10
710130	1,168.47
SALARY/OVERTIME	1,168.47
720100	10,938.25
SOCIAL SECURITY	10,938.25
720110	36,990.26
EMPLOYEE INSURANCE	36,990.26
720120	18,190.76
RETIREMENT	18,190.76
720140	1,274.54
STATE UNEMPLOYMENT TAX	1,274.54
218	390.50
CC VITAL RECORDS PRESERVATION	390.50
2300	351.45
COUNTY CLERK	351.45
740512	351.45
PROFESSIONAL SERVICES	351.45
1218	39.05
CC VITAL RECORD PRESERVATION	39.05
740512	39.05
PROFESSIONAL SERVICES	39.05
219	1,225,071.37
CONTRACT ELECTION SERVICE	1,225,071.37
2502	187,679.80
CONTRACT ELECTION DIRECT PAID	187,679.80
710120	168,390.69
SALARY/OTHER	168,390.69
730100	5,996.58
OFFICE SUPPLIES	5,996.58
740120	175.00
MEDICAL SERVICES	175.00
740580	433.71
PRINTING	433.71
730101	12,683.82
FOOD SUPPLIES	12,683.82
2503	1,037,391.57
CONTRACT ELECTION MOCO PAYABLE	1,037,391.57
710110	176,823.80
SALARY/REGULAR	176,823.80
710130	28,814.14
SALARY/OVERTIME	28,814.14
720100	15,324.97
SOCIAL SECURITY	15,324.97
720110	41,207.40
EMPLOYEE INSURANCE	41,207.40
720120	22,570.16
RETIREMENT	22,570.16
720140	1,643.13
STATE UNEMPLOYMENT TAX	1,643.13
730100	8,752.24
OFFICE SUPPLIES	8,752.24
730250	2,581.42

SHOP SUPPLIES	2,581.42
730320	582,757.00
IT HARDWARE	582,757.00
730330	7,088.00
IT SOFTWARE	7,088.00
740510	2,659.00
PROFESSIONAL DEVELOPMENT	2,659.00
740512	128,225.37
PROFESSIONAL SERVICES	128,225.37
740530	3,953.42
MOBILE PHONE AND DATA	3,953.42
740540	707.82
TRAVEL EXPENSE	707.82
740580	14,283.70
PRINTING	14,283.70
<b>220</b>	<b>61,921,354.20</b>
<b>GRANTS</b>	<b>61,921,354.20</b>
<b>2000</b>	<b>32,155,244.85</b>
<b>COUNTY JUDGE</b>	<b>32,155,244.85</b>
710110	33,106.88
SALARY/REGULAR	33,106.88
710130	103,927.23
SALARY/OVERTIME	103,927.23
720100	10,427.44
SOCIAL SECURITY	10,427.44
720110	6,421.12
EMPLOYEE INSURANCE	6,421.12
720120	14,279.33
RETIREMENT	14,279.33
720140	233.65
STATE UNEMPLOYMENT TAX	233.65
730250	106.75
SHOP SUPPLIES	106.75
730320	28,526.93
IT HARDWARE	28,526.93
730390	4,213.00
MEDICAL SUPPLIES	4,213.00
740540	661.25
TRAVEL EXPENSE	661.25
740640	31,805,021.56
CONTRACT SERVICES	31,805,021.56
740694	9,109.25
FOOD SERVICE	9,109.25
750400	139,210.46
CAPITAL OUTLAY-FURNITURE FIXTURES AND EQUIPMENT	139,210.46
<b>2500</b>	<b>269,978.03</b>
<b>ELECTIONS ADMINISTRATOR</b>	<b>269,978.03</b>
710110	102,905.27
SALARY/REGULAR	102,905.27
710120	42,354.00
SALARY/OTHER	42,354.00
710130	86,062.57
SALARY/OVERTIME	86,062.57
720100	14,411.75
SOCIAL SECURITY	14,411.75

720120	13,292.89
RETIREMENT	13,292.89
730100	1,843.09
OFFICE SUPPLIES	1,843.09
730140	547.40
JANITOR SUPPLIES	547.40
730210	421.98
DATA PROCESSING SUPPLIES	421.98
740512	1,307.68
PROFESSIONAL SERVICES	1,307.68
740580	1,233.00
PRINTING	1,233.00
740656	5,598.40
RENT AND LEASES	5,598.40
2600	1,970,626.31
INFORMATION TECHNOLOGY	1,970,626.31
710110	1,929.87
SALARY/REGULAR	1,929.87
720100	130.89
SOCIAL SECURITY	130.89
720120	236.81
RETIREMENT	236.81
730320	1,968,328.74
IT HARDWARE	1,968,328.74
2800	10,890,285.76
COUNTY ATTORNEY	10,890,285.76
710110	-
SALARY/REGULAR	-
710140	-
SALARY/CELL PHONE ALLOWANCE	-
720100	-
SOCIAL SECURITY	-
720110	-
EMPLOYEE INSURANCE	-
720120	-
RETIREMENT	-
720140	-
STATE UNEMPLOYMENT TAX	-
740512	10,377,055.08
PROFESSIONAL SERVICES	10,377,055.08
740530	8,475.04
MOBILE PHONE AND DATA	8,475.04
750300	504,755.64
CAPITAL OUTLAY-BUILDING	504,755.64
740627	-
TELEPHONE-RESTRICTED	-
3000	2,167.61
BUILDING CUSTODIAL SERVICES	2,167.61
710110	883.70
SALARY/REGULAR	883.70
710130	949.31
SALARY/OVERTIME	949.31
720100	109.72
SOCIAL SECURITY	109.72
720120	224.88

RETIREMENT	224.88
3200	20,081.68
OTHER	20,081.68
740640	20,081.68
CONTRACT SERVICES	20,081.68
3300	1,070.54
PURCHASING AGENT	1,070.54
710110	899.31
SALARY/REGULAR	899.31
720100	60.89
SOCIAL SECURITY	60.89
720120	110.34
RETIREMENT	110.34
4100	42,566.16
ANIMAL SERVICES	42,566.16
710100	2,081.78
SALARY/OFFICIAL-DEPARTMENT HEAD	2,081.78
710110	11,269.72
SALARY/REGULAR	11,269.72
710130	15,533.61
SALARY/OVERTIME	15,533.61
720100	2,036.18
SOCIAL SECURITY	2,036.18
720120	3,544.11
RETIREMENT	3,544.11
730100	5,559.78
OFFICE SUPPLIES	5,559.78
740140	2,540.98
VEHICLE MAINTENANCE	2,540.98
4200	3,006.70
FORENSIC SERVICES	3,006.70
710110	2,517.44
SALARY/REGULAR	2,517.44
720100	180.38
SOCIAL SECURITY	180.38
720120	308.88
RETIREMENT	308.88
4300	5,874,271.24
MCCD-COUNTY APPROPRIATIONS (CDBG)	5,874,271.24
710100	61,098.27
SALARY/OFFICIAL-DEPARTMENT HEAD	61,098.27
710110	217,577.31
SALARY/REGULAR	217,577.31
710130	3,825.96
SALARY/OVERTIME	3,825.96
710140	445.24
SALARY/CELL PHONE ALLOWANCE	445.24
720100	20,997.06
SOCIAL SECURITY	20,997.06
720110	47,978.50
EMPLOYEE INSURANCE	47,978.50
720120	34,711.15
RETIREMENT	34,711.15
720140	1,444.72
STATE UNEMPLOYMENT TAX	1,444.72

730100	4,660.79
OFFICE SUPPLIES	4,660.79
730110	4,401.23
POSTAGE	4,401.23
740510	-
PROFESSIONAL DEVELOPMENT	-
740512	1,540,441.00
PROFESSIONAL SERVICES	1,540,441.00
740530	331.10
MOBILE PHONE AND DATA	331.10
740540	623.85
TRAVEL EXPENSE	623.85
740570	5,386.55
ADVERTISING	5,386.55
740580	2,511.00
PRINTING	2,511.00
740640	3,883,140.94
CONTRACT SERVICES	3,883,140.94
740660	2,291.00
EQUIPMENT RENTAL	2,291.00
740750	38,069.57
REMODEL	38,069.57
740820	216.00
DEMOLITION	216.00
750800	2,245.00
MAJOR PROJECTS	2,245.00
740100	1,875.00
IT HARDWARE MAINTENANCE	1,875.00
4400	3,955.64
CONVENTION CENTER	3,955.64
710100	1,575.49
SALARY/OFFICIAL-DEPARTMENT HEAD	1,575.49
710110	1,743.92
SALARY/REGULAR	1,743.92
720100	228.93
SOCIAL SECURITY	228.93
720120	407.30
RETIREMENT	407.30
4900	10,080.25
RECYCLE CENTERS	10,080.25
750800	10,080.25
MAJOR PROJECTS	10,080.25
5000	33,585.09
AIRPORT	33,585.09
750800	33,585.09
MAJOR PROJECTS	33,585.09
5100	312,412.20
DISTRICT ATTORNEY	312,412.20
710110	114,979.52
SALARY/REGULAR	114,979.52
710130	79,004.19
SALARY/OVERTIME	79,004.19
710150	19,404.11
SALARY/SPECIAL PAY	19,404.11
720100	15,923.44

SOCIAL SECURITY	15,923.44
720110	26,148.31
EMPLOYEE INSURANCE	26,148.31
720120	26,291.47
RETIREMENT	26,291.47
720130	1,374.78
WORKERS COMPENSATION	1,374.78
720140	886.38
STATE UNEMPLOYMENT TAX	886.38
740512	4,640.00
PROFESSIONAL SERVICES	4,640.00
740640	23,760.00
CONTRACT SERVICES	23,760.00
5200	7,395,251.98
OFFICE OF HOMELAND SECURITY & EMERGENCY MANAGEMENT	7,395,251.98
710110	116,828.55
SALARY/REGULAR	116,828.55
710130	801.11
SALARY/OVERTIME	801.11
720100	8,666.58
SOCIAL SECURITY	8,666.58
720110	29,689.26
EMPLOYEE INSURANCE	29,689.26
720120	14,433.12
RETIREMENT	14,433.12
720130	237.34
WORKERS COMPENSATION	237.34
720140	595.05
STATE UNEMPLOYMENT TAX	595.05
730100	51,698.20
OFFICE SUPPLIES	51,698.20
730140	68,902.41
JANITOR SUPPLIES	68,902.41
730220	55,530.56
REPLACEMENTS	55,530.56
730240	653.01
FUEL	653.01
730250	116,417.63
SHOP SUPPLIES	116,417.63
730260	14,648.98
VEHICLE SUPPLIES	14,648.98
730270	50,216.60
LAW ENFORCEMENT SPECIFIC SUPPLIES	50,216.60
730300	3,197.60
COMMUNITY AWARENESS SUPPLIES	3,197.60
730320	38,088.83
IT HARDWARE	38,088.83
730330	47,900.00
IT SOFTWARE	47,900.00
730380	494,488.84
AUDIO/VISUAL SUPPLIES	494,488.84
730390	1,739,633.26
MEDICAL SUPPLIES	1,739,633.26
740110	13,347.00
IT SOFTWARE MAINTENANCE	13,347.00



740140	6,993.57
VEHICLE MAINTENANCE	6,993.57
740510	675.00
PROFESSIONAL DEVELOPMENT	675.00
740512	1,118,670.26
PROFESSIONAL SERVICES	1,118,670.26
740530	5,075.05
MOBILE PHONE AND DATA	5,075.05
740540	7,446.26
TRAVEL EXPENSE	7,446.26
740640	888,160.18
CONTRACT SERVICES	888,160.18
740656	126,500.00
RENT AND LEASES	126,500.00
740660	691,815.87
EQUIPMENT RENTAL	691,815.87
740694	-
FOOD SERVICE	-
740820	143,631.10
DEMOLITION	143,631.10
740930	11,563.75
DAMAGE REPAIRS	11,563.75
740970	16,544.70
FREIGHT AND HANDLING	16,544.70
750300	319,127.50
CAPITAL OUTLAY-BUILDING	319,127.50
750400	1,067,228.44
CAPITAL OUTLAY-FURNITURE FIXTURES AND EQUIPMENT	1,067,228.44
750600	112,707.94
CAPITAL OUTLAY-VEHICLES	112,707.94
730101	13,138.43
FOOD SUPPLIES	13,138.43
5300	15,721.89
FIRE MARSHAL - INVESTIGATIONS	15,721.89
710100	845.03
SALARY/OFFICIAL-DEPARTMENT HEAD	845.03
710110	7,488.55
SALARY/REGULAR	7,488.55
710130	4,826.45
SALARY/OVERTIME	4,826.45
720100	947.16
SOCIAL SECURITY	947.16
720120	1,614.70
RETIREMENT	1,614.70
5301	26,250.99
FIRE MARSHAL - INSPECTIONS	26,250.99
710110	8,313.87
SALARY/REGULAR	8,313.87
710130	13,668.67
SALARY/OVERTIME	13,668.67
720100	1,571.21
SOCIAL SECURITY	1,571.21
720120	2,697.24
RETIREMENT	2,697.24
5400	1,349,632.06

JUVENILE PROBATION-ADMINISTRATIVE	1,349,632.06
710110	619,320.99
SALARY/REGULAR	619,320.99
710130	355.10
SALARY/OVERTIME	355.10
710140	169.83
SALARY/CELL PHONE ALLOWANCE	169.83
720100	46,037.34
SOCIAL SECURITY	46,037.34
720110	160,923.61
EMPLOYEE INSURANCE	160,923.61
720120	76,048.34
RETIREMENT	76,048.34
720140	4,303.31
STATE UNEMPLOYMENT TAX	4,303.31
730100	21,482.83
OFFICE SUPPLIES	21,482.83
730240	1,480.58
FUEL	1,480.58
730260	21.80
VEHICLE SUPPLIES	21.80
730390	3,783.53
MEDICAL SUPPLIES	3,783.53
740400	4,800.00
AUDIT	4,800.00
740510	3,649.18
PROFESSIONAL DEVELOPMENT	3,649.18
740512	33,375.00
PROFESSIONAL SERVICES	33,375.00
740516	26,146.90
PROFESSIONAL SERVICES-URINALYSIS	26,146.90
740518	13,500.00
PROFESSIONAL SERVICES-POLYGRAPH	13,500.00
740530	6,953.48
MOBILE PHONE AND DATA	6,953.48
740540	6,530.08
TRAVEL EXPENSE	6,530.08
740660	172.80
EQUIPMENT RENTAL	172.80
740790	12,157.51
ELECTRONIC MONITORING	12,157.51
740800	139,766.83
PURCHASED RESIDENTIAL SERVICE-INTERNAL CONT	139,766.83
740810	168,653.02
PURCHASED RESIDENTIAL SERVICE-EXTERNAL CONT	168,653.02
5401	298,931.96
JUVENILE PROBATION-DETENTION	298,931.96
710110	67,032.61
SALARY/REGULAR	67,032.61
720100	5,038.45
SOCIAL SECURITY	5,038.45
720110	17,692.15
EMPLOYEE INSURANCE	17,692.15
720120	8,224.81
RETIREMENT	8,224.81

720140	795.08
STATE UNEMPLOYMENT TAX	795.08
730100	1,584.96
OFFICE SUPPLIES	1,584.96
740512	121,629.05
PROFESSIONAL SERVICES	121,629.05
740694	37,138.26
FOOD SERVICE	37,138.26
740800	12,059.09
PURCHASED RESIDENTIAL SERVICE-INTERNAL CONT	12,059.09
740810	27,737.50
PURCHASED RESIDENTIAL SERVICE-EXTERNAL CONT	27,737.50
6000	13,993.55
SHERIFF	13,993.55
730390	13,993.55
MEDICAL SUPPLIES	13,993.55
6200	177,212.25
SHERIFF CID	177,212.25
710110	33,423.06
SALARY/REGULAR	33,423.06
710130	194.32
SALARY/OVERTIME	194.32
720100	2,568.37
SOCIAL SECURITY	2,568.37
720110	8,752.02
EMPLOYEE INSURANCE	8,752.02
720120	4,124.81
RETIREMENT	4,124.81
720130	86.71
WORKERS COMPENSATION	86.71
720140	339.24
STATE UNEMPLOYMENT TAX	339.24
730100	558.72
OFFICE SUPPLIES	558.72
730270	41,915.00
LAW ENFORCEMENT SPECIFIC SUPPLIES	41,915.00
750600	85,250.00
CAPITAL OUTLAY-VEHICLES	85,250.00
6201	1,166.18
SHERIFF HOMICIDE VIOLENT CRIME	1,166.18
710110	0.00
SALARY/REGULAR	0.00
710130	973.50
SALARY/OVERTIME	973.50
720100	73.17
SOCIAL SECURITY	73.17
720120	119.51
RETIREMENT	119.51
6202	67,168.29
SHERIFF ORGANIZED CRIME	67,168.29
710110	203.11
SALARY/REGULAR	203.11
710130	40,827.89
SALARY/OVERTIME	40,827.89
720100	3,033.60

SOCIAL SECURITY	3,033.60
720110	31.14
EMPLOYEE INSURANCE	31.14
720120	5,034.52
RETIREMENT	5,034.52
730100	1,836.09
OFFICE SUPPLIES	1,836.09
730270	8,933.82
LAW ENFORCEMENT SPECIFIC SUPPLIES	8,933.82
740540	368.12
TRAVEL EXPENSE	368.12
740660	6,900.00
EQUIPMENT RENTAL	6,900.00
6300	55,118.58
SHERIFF PATROL	55,118.58
710110	119.63
SALARY/REGULAR	119.63
710130	44,996.55
SALARY/OVERTIME	44,996.55
720100	3,390.11
SOCIAL SECURITY	3,390.11
720120	5,535.56
RETIREMENT	5,535.56
720130	1,076.73
WORKERS COMPENSATION	1,076.73
6301	56,372.67
SHERIFF PATROL EAST	56,372.67
710130	46,249.16
SALARY/OVERTIME	46,249.16
720100	3,368.81
SOCIAL SECURITY	3,368.81
720110	1,057.74
EMPLOYEE INSURANCE	1,057.74
720120	5,674.57
RETIREMENT	5,674.57
720140	22.39
STATE UNEMPLOYMENT TAX	22.39
6302	426,346.04
SHERIFF PATROL WEST	426,346.04
710110	161,724.53
SALARY/REGULAR	161,724.53
710130	10,823.31
SALARY/OVERTIME	10,823.31
720100	13,078.12
SOCIAL SECURITY	13,078.12
720110	28,650.24
EMPLOYEE INSURANCE	28,650.24
720120	21,171.56
RETIREMENT	21,171.56
720130	2,726.73
WORKERS COMPENSATION	2,726.73
720140	965.31
STATE UNEMPLOYMENT TAX	965.31
730100	1,807.44
OFFICE SUPPLIES	1,807.44

730240	-
FUEL	-
730260	-
VEHICLE SUPPLIES	-
730270	456.00
LAW ENFORCEMENT SPECIFIC SUPPLIES	456.00
730330	7,657.75
IT SOFTWARE	7,657.75
740140	14,503.82
VEHICLE MAINTENANCE	14,503.82
740530	3,395.78
MOBILE PHONE AND DATA	3,395.78
740580	212.63
PRINTING	212.63
740640	157,102.82
CONTRACT SERVICES	157,102.82
740660	2,070.00
EQUIPMENT RENTAL	2,070.00
6303	15,105.51
SHERIFF PATROL SOUTH	15,105.51
710130	12,441.06
SALARY/OVERTIME	12,441.06
720100	732.41
SOCIAL SECURITY	732.41
720110	431.97
EMPLOYEE INSURANCE	431.97
720120	1,475.31
RETIREMENT	1,475.31
720140	24.76
STATE UNEMPLOYMENT TAX	24.76
6401	446.10
SHERIFF DISPATCH	446.10
710110	-
SALARY/REGULAR	-
710130	372.24
SALARY/OVERTIME	372.24
720100	28.19
SOCIAL SECURITY	28.19
720120	45.67
RETIREMENT	45.67
6402	1,014.58
SHERIFF CRIME LAB	1,014.58
710130	846.72
SALARY/OVERTIME	846.72
720100	63.96
SOCIAL SECURITY	63.96
720120	103.90
RETIREMENT	103.90
6500	30,965.23
SHERIFF ADMINISTRATIVE	30,965.23
710110	21,402.88
SALARY/REGULAR	21,402.88
710130	22.08
SALARY/OVERTIME	22.08
720100	1,661.02

SOCIAL SECURITY	1,661.02
720110	1,582.93
EMPLOYEE INSURANCE	1,582.93
720120	2,628.83
RETIREMENT	2,628.83
720130	33.98
WORKERS COMPENSATION	33.98
720140	286.48
STATE UNEMPLOYMENT TAX	286.48
730100	-
OFFICE SUPPLIES	-
730320	2,932.03
IT HARDWARE	2,932.03
740512	175.00
PROFESSIONAL SERVICES	175.00
740580	240.00
PRINTING	240.00
6501	412.59
SHERIFF INTERNAL AFFAIRS	412.59
710130	344.48
SALARY/OVERTIME	344.48
720100	25.84
SOCIAL SECURITY	25.84
720120	42.27
RETIREMENT	42.27
6601	2,756.50
SHERIFF JAIL	2,756.50
710110	(151.94)
SALARY/REGULAR	(151.94)
710130	2,416.24
SALARY/OVERTIME	2,416.24
720100	171.86
SOCIAL SECURITY	171.86
720110	41.73
EMPLOYEE INSURANCE	41.73
720120	277.87
RETIREMENT	277.87
720140	0.74
STATE UNEMPLOYMENT TAX	0.74
7100	100,868.43
CONSTABLE PRECINCT 1	100,868.43
710130	81,312.42
SALARY/OVERTIME	81,312.42
720100	6,069.89
SOCIAL SECURITY	6,069.89
720110	827.26
EMPLOYEE INSURANCE	827.26
720120	9,977.23
RETIREMENT	9,977.23
720130	167.83
WORKERS COMPENSATION	167.83
730270	2,513.80
LAW ENFORCEMENT SPECIFIC SUPPLIES	2,513.80
7200	44,038.73
CONSTABLE PRECINCT 2	44,038.73

710110	1,729.98
SALARY/REGULAR	1,729.98
710130	34,803.16
SALARY/OVERTIME	34,803.16
720100	2,706.01
SOCIAL SECURITY	2,706.01
720110	316.75
EMPLOYEE INSURANCE	316.75
720120	4,482.83
RETIREMENT	4,482.83
7300	22,710.05
CONSTABLE PRECINCT 3	22,710.05
710110	1,151.41
SALARY/REGULAR	1,151.41
710130	17,287.89
SALARY/OVERTIME	17,287.89
720100	1,350.03
SOCIAL SECURITY	1,350.03
720110	191.05
EMPLOYEE INSURANCE	191.05
720120	2,262.38
RETIREMENT	2,262.38
730100	266.45
OFFICE SUPPLIES	266.45
730280	200.84
CANINE EXPENSES	200.84
7400	616.94
CONSTABLE PRECINCT 4	616.94
710130	516.00
SALARY/OVERTIME	516.00
720100	37.63
SOCIAL SECURITY	37.63
720120	63.31
RETIREMENT	63.31
7500	36,081.88
CONSTABLE PRECINCT 5	36,081.88
710110	176.85
SALARY/REGULAR	176.85
710130	7,118.58
SALARY/OVERTIME	7,118.58
720100	539.18
SOCIAL SECURITY	539.18
720120	882.15
RETIREMENT	882.15
720130	160.62
WORKERS COMPENSATION	160.62
750600	27,204.50
CAPITAL OUTLAY-VEHICLES	27,204.50
8340	103,048.14
359TH DISTRICT COURT	103,048.14
710110	37,000.80
SALARY/REGULAR	37,000.80
720100	2,591.33
SOCIAL SECURITY	2,591.33
720110	7,703.95

EMPLOYEE INSURANCE	7,703.95
720120	4,540.05
RETIREMENT	4,540.05
720140	278.99
STATE UNEMPLOYMENT TAX	278.99
730100	2,635.27
OFFICE SUPPLIES	2,635.27
740512	50,386.95
PROFESSIONAL SERVICES	50,386.95
740540	(2,089.20)
TRAVEL EXPENSE	(2,089.20)
9100	27,251.48
COMMISSIONER PRECINCT 1	27,251.48
710110	14,892.52
SALARY/REGULAR	14,892.52
710130	7,933.37
SALARY/OVERTIME	7,933.37
720100	1,624.94
SOCIAL SECURITY	1,624.94
720120	2,800.65
RETIREMENT	2,800.65
9200	29,819.07
COMMISSIONER PRECINCT 2	29,819.07
710110	18,546.42
SALARY/REGULAR	18,546.42
710130	6,560.83
SALARY/OVERTIME	6,560.83
720100	1,734.60
SOCIAL SECURITY	1,734.60
720120	2,977.22
RETIREMENT	2,977.22
9400	13,382.03
COMMISSIONER PRECINCT 4	13,382.03
710110	2,693.02
SALARY/REGULAR	2,693.02
710130	534.52
SALARY/OVERTIME	534.52
720100	223.18
SOCIAL SECURITY	223.18
720120	396.08
RETIREMENT	396.08
730190	2,242.13
ROAD MATERIALS	2,242.13
740570	1,597.50
ADVERTISING	1,597.50
750800	5,695.60
MAJOR PROJECTS	5,695.60
9109	18,563.16
RECYCLE - PRECINCT 1	18,563.16
710110	15,232.83
SALARY/REGULAR	15,232.83
710130	246.36
SALARY/OVERTIME	246.36
720100	1,184.66
SOCIAL SECURITY	1,184.66



720110	(0.00)
EMPLOYEE INSURANCE	(0.00)
720120	1,899.31
RETIREMENT	1,899.31
9408	1,160.94
COMMUNITY CENTER - PRECINCT 4	1,160.94
710110	972.38
SALARY/REGULAR	972.38
720100	69.26
SOCIAL SECURITY	69.26
720120	119.30
RETIREMENT	119.30
9207	614.34
PARKS - PRECINCT 2	614.34
710110	428.80
SALARY/REGULAR	428.80
720100	29.53
SOCIAL SECURITY	29.53
720120	156.01
RETIREMENT	156.01
221	187,527.47
HAVA	187,527.47
2500	187,527.47
ELECTIONS ADMINISTRATOR	187,527.47
710100	-
SALARY/OFFICIAL-DEPARTMENT HEAD	-
710110	57,914.34
SALARY/REGULAR	57,914.34
710130	40,357.70
SALARY/OVERTIME	40,357.70
720100	7,472.95
SOCIAL SECURITY	7,472.95
720120	6,322.36
RETIREMENT	6,322.36
730100	7,173.41
OFFICE SUPPLIES	7,173.41
730140	135.96
JANITOR SUPPLIES	135.96
730210	601.05
DATA PROCESSING SUPPLIES	601.05
730240	113.45
FUEL	113.45
730250	446.37
SHOP SUPPLIES	446.37
730320	40,108.30
IT HARDWARE	40,108.30
740512	17,232.67
PROFESSIONAL SERVICES	17,232.67
740580	5,145.00
PRINTING	5,145.00
740656	979.72
RENT AND LEASES	979.72
740660	694.19
EQUIPMENT RENTAL	694.19
740100	2,830.00

IT HARDWARE MAINTENANCE	2,830.00
300	30,008,845.47
DEBT SERVICE	30,008,845.47
3290	30,008,845.47
DEBT SERVICE	30,008,845.47
780100	18,170,000.00
PRINCIPAL RETIREMENT	18,170,000.00
780200	11,685,259.88
INTEREST AND FISCAL CHARGES	11,685,259.88
780400	153,585.59
ISSUANCE COSTS	153,585.59
340	(11,139,653.89)
GASB 34 CONVERSION	(11,139,653.89)
1340	(11,139,653.89)
GASB 34 CONVERSION	(11,139,653.89)
740512	(655,591.38)
PROFESSIONAL SERVICES	(655,591.38)
750200	(44,434.91)
CAPITAL OUTLAY-LAND	(44,434.91)
750300	(436,708.95)
CAPITAL OUTLAY-BUILDING	(436,708.95)
750400	(768,404.77)
CAPITAL OUTLAY-FURNITURE FIXTURES AND EQUIPMENT	(768,404.77)
750500	(1,020.00)
CAPITAL OUTLAY-INTANGIBLES	(1,020.00)
750600	(329,067.17)
CAPITAL OUTLAY-VEHICLES	(329,067.17)
750700	(38,165.50)
CAPITAL OUTLAY-BOOKS	(38,165.50)
750800	(8,866,261.21)
MAJOR PROJECTS	(8,866,261.21)
400	4,814,905.36
LOCAL CAPITAL PROJECTS	4,814,905.36
1400	4,814,905.36
LOCAL CAPITAL PROJECTS	4,814,905.36
730320	117,973.43
IT HARDWARE	117,973.43
730330	13,734.84
IT SOFTWARE	13,734.84
740110	571,335.17
IT SOFTWARE MAINTENANCE	571,335.17
740512	356,974.45
PROFESSIONAL SERVICES	356,974.45
740628	18,040.00
TELEPHONE-FIBER OPTIC-RESTRICTED	18,040.00
740662	2,026,442.88
LEASE TO PURCHASE	2,026,442.88
750200	11,598.69
CAPITAL OUTLAY-LAND	11,598.69
750300	(82.99)
CAPITAL OUTLAY-BUILDING	(82.99)
750400	91,587.62
CAPITAL OUTLAY-FURNITURE FIXTURES AND EQUIPMENT	91,587.62
750800	1,607,301.27
MAJOR PROJECTS	1,607,301.27


404	2,115,217.91
C/P ROAD BONDS 2016	2,115,217.91
1903	1,874,289.07
CAPITAL ROAD PROJECTS	1,874,289.07
730190	483,621.32
ROAD MATERIALS	483,621.32
730200	118,792.43
CRUSHED CONCRETE/REJECT	118,792.43
740512	4,882.04
PROFESSIONAL SERVICES	4,882.04
750200	91,918.00
CAPITAL OUTLAY-LAND	91,918.00
750800	1,175,075.28
MAJOR PROJECTS	1,175,075.28
9200	(118.00)
COMMISSIONER PRECINCT 2	(118.00)
790100	(118.00)
REIMBURSEMENTS CLEARING	(118.00)
9400	241,046.84
COMMISSIONER PRECINCT 4	241,046.84
730190	238,347.84
ROAD MATERIALS	238,347.84
740512	2,224.00
PROFESSIONAL SERVICES	2,224.00
740730	475.00
ACQUISITION COSTS	475.00
405	5,186,686.55
C/P ROAD BONDS 2016A	5,186,686.55
1903	5,002,073.61
CAPITAL ROAD PROJECTS	5,002,073.61
740512	3,600.00
PROFESSIONAL SERVICES	3,600.00
740650	-
SIGN AND SIGNAL MAINTENANCE	-
750200	372,181.00
CAPITAL OUTLAY-LAND	372,181.00
750800	4,626,292.61
MAJOR PROJECTS	4,626,292.61
9100	54,588.24
COMMISSIONER PRECINCT 1	54,588.24
740430	3,360.00
STRIPING/SEALANT SERVICES	3,360.00
740512	51,228.24
PROFESSIONAL SERVICES	51,228.24
9400	130,024.70
COMMISSIONER PRECINCT 4	130,024.70
730190	119,219.78
ROAD MATERIALS	119,219.78
740512	5,751.92
PROFESSIONAL SERVICES	5,751.92
740730	5,053.00
ACQUISITION COSTS	5,053.00
406	4,939,021.64
C/P ROAD BONDS 2018	4,939,021.64
1903	3,325,150.40

CAPITAL ROAD PROJECTS	3,325,150.40
730190	698,146.49
ROAD MATERIALS	698,146.49
740512	253.39
PROFESSIONAL SERVICES	253.39
740650	-
SIGN AND SIGNAL MAINTENANCE	-
750800	2,626,750.52
MAJOR PROJECTS	2,626,750.52
9100	198,597.36
COMMISSIONER PRECINCT 1	198,597.36
730180	1,471.20
CULVERTS	1,471.20
740430	16,758.80
STRIPING/SEALANT SERVICES	16,758.80
740512	103,316.21
PROFESSIONAL SERVICES	103,316.21
750800	77,051.15
MAJOR PROJECTS	77,051.15
9200	2,708.00
COMMISSIONER PRECINCT 2	2,708.00
740512	63,340.00
PROFESSIONAL SERVICES	63,340.00
750800	(60,632.00)
MAJOR PROJECTS	(60,632.00)
9300	431,870.57
COMMISSIONER PRECINCT 3	431,870.57
750800	431,870.57
MAJOR PROJECTS	431,870.57
9400	980,695.31
COMMISSIONER PRECINCT 4	980,695.31
740512	777,599.86
PROFESSIONAL SERVICES	777,599.86
750200	203,095.45
CAPITAL OUTLAY-LAND	203,095.45
407	4,740,139.47
C/P ROAD BONDS 2018B	4,740,139.47
1903	1,704,040.75
CAPITAL ROAD PROJECTS	1,704,040.75
740512	12,750.50
PROFESSIONAL SERVICES	12,750.50
750200	(1,814.00)
CAPITAL OUTLAY-LAND	(1,814.00)
750800	1,693,104.25
MAJOR PROJECTS	1,693,104.25
9100	19,570.85
COMMISSIONER PRECINCT 1	19,570.85
740430	2,000.00
STRIPING/SEALANT SERVICES	2,000.00
740512	17,570.85
PROFESSIONAL SERVICES	17,570.85
9200	2,321,960.64
COMMISSIONER PRECINCT 2	2,321,960.64
730190	2,167,564.93
ROAD MATERIALS	2,167,564.93

740512	154,395.71
PROFESSIONAL SERVICES	154,395.71
9400	694,567.23
COMMISSIONER PRECINCT 4	694,567.23
730190	694,567.23
ROAD MATERIALS	694,567.23
408	4,413,557.16
C/P SHERIFF'S PROJECTS	4,413,557.16
1408	4,413,557.16
SHERIFF PROJECTS	4,413,557.16
750200	998,264.50
CAPITAL OUTLAY-LAND	998,264.50
750800	3,415,292.66
MAJOR PROJECTS	3,415,292.66
500	28,802,652.79
SELF INSURANCE	28,802,652.79
2200	129.21
RISK MANAGEMENT	129.21
740962	24.36
EMPLOYEE ASSISTANCE PROGRAM FEES	24.36
740964	104.85
PREFERRED PROVIDER ORGANIZATION FEES	104.85
2201	28,802,523.58
SELF INSURANCE	28,802,523.58
730100	816.91
OFFICE SUPPLIES	816.91
730330	136,460.00
IT SOFTWARE	136,460.00
740120	19,262,199.89
MEDICAL SERVICES	19,262,199.89
740130	854,537.02
PHYSICIAN SERVICES	854,537.02
740190	4,596,974.61
RX CLAIMS	4,596,974.61
740512	144.00
PROFESSIONAL SERVICES	144.00
740640	7,669.76
CONTRACT SERVICES	7,669.76
740660	1,749.99
EQUIPMENT RENTAL	1,749.99
740710	546,345.27
ADMINISTRATIVE CHARGES	546,345.27
740740	13,258.38
BANK SERVICE CHARGES	13,258.38
740910	14,451.78
PCORI FEE	14,451.78
740940	1,522,613.98
INSURANCE PREMIUMS	1,522,613.98
740960	140,260.20
PRE-CERTIFICATION/ UTILITIZATION REVIEW FEES	140,260.20
740962	43,107.15
EMPLOYEE ASSISTANCE PROGRAM FEES	43,107.15
740964	253,681.69
PREFERRED PROVIDER ORGANIZATION FEES	253,681.69
740968	1,408,252.95

STOP LOSS PREMIUMS	1,408,252.95
501	883,507.04
WORKERS' COMPENSATION	883,507.04
2203	883,507.04
WORKERS COMPENSATION	883,507.04
740120	579,023.04
MEDICAL SERVICES	579,023.04
740700	304,484.00
INSURANCE/BOND PREMIUMS	304,484.00
502	2,442,370.94
PROPERTY/CASUALTY	2,442,370.94
2202	2,442,370.94
PROPERTY/CASUALTY	2,442,370.94
740700	68,150.33
INSURANCE/BOND PREMIUMS	68,150.33
740710	757,528.57
ADMINISTRATIVE CHARGES	757,528.57
740930	73,748.30
DAMAGE REPAIRS	73,748.30
740940	1,374,155.89
INSURANCE PREMIUMS	1,374,155.89
740950	3,624.00
BONDS-NOTARIES	3,624.00
740952	(4,836.15)
BONDS-SURETY	(4,836.15)
760600	170,000.00
SETTLEMENT COSTS	170,000.00
999	5,464,750.09
DEFAULT ZONE FUND	5,464,750.09
1903	5,464,750.09
CAPITAL ROAD PROJECTS	5,464,750.09
730180	8,309.00
CULVERTS	8,309.00
730190	561,461.35
ROAD MATERIALS	561,461.35
740512	105,977.89
PROFESSIONAL SERVICES	105,977.89
740650	-
SIGN AND SIGNAL MAINTENANCE	-
750200	-
CAPITAL OUTLAY-LAND	-
750800	4,789,001.85
MAJOR PROJECTS	4,789,001.85
(blank)	
(blank)	
(blank)	
(blank)	
(blank)	
(blank)	
421	1,559,162.34
ROAD BOND CLEARING FUND 421	1,559,162.34
1903	1,559,162.34
CAPITAL ROAD PROJECTS	1,559,162.34
750200	1,526,087.77
CAPITAL OUTLAY-LAND	1,526,087.77

750300	33,074.57
CAPITAL OUTLAY-BUILDING	33,074.57
750800	-
MAJOR PROJECTS	-
222	17,292,441.32
JAIL PASS THRU	17,292,441.32
6601	17,292,441.32
SHERIFF JAIL	17,292,441.32
740640	17,292,441.32
CONTRACT SERVICES	17,292,441.32



**Montgomery County, Texas**  
**Office of the County Auditor**  
501 North Thompson, Suite 205, Conroe, Texas 77301  
P. O. Box 539, Conroe, Texas 77305

Rakesh Pandey, CPA  
County Auditor

Angela H. Blocker  
1<sup>st</sup> Assistant County Auditor

TO: Commissioners Court

FROM: Rakesh Pandey, County Auditor *RP*

DATE: July 27, 2021

RE: County Auditor's Report

The following reports "Report of Revenues" and "Report of Expenditures" are provided to the Commissioners Court in compliance with Local Government Code 114.024.

If you have any questions, please do not hesitate to contact me.

RP/mo



# MONTGOMERY COUNTY, TEXAS

## REPORT OF REVENUES

For Fiscal Year Ended September 30, 2021

July 20, 2021

	Sum of NetTransactionAmount
100	(224,440,547.49)
GENERAL OPERATIONS	(224,440,547.49)
1100	(201,115,026.24)
GENERAL FUND	(201,115,026.24)
400100	(184,813,601.12)
CURRENT TAXES	(184,813,601.12)
400110	(1,177,204.03)
DELINQUENT TAXES	(1,177,204.03)
400120	(1,297,493.30)
PENALTY AND INTEREST	(1,297,493.30)
400140	(1,640,969.95)
OTHER TAXES	(1,640,969.95)
410100	(134,754.00)
TABC LICENSES	(134,754.00)
410102	(528,655.00)
HEALTH PERMITS	(528,655.00)
420304	(555,591.66)
OTHER ALLOCATIONS	(555,591.66)
430104	(11,519.62)
COUNTY JUDGE FEES	(11,519.62)
430106	(157,399.20)
SHERIFF FEES	(157,399.20)
430108	(8,426.76)
COUNTY ATTORNEY FEES	(8,426.76)
430110	(3,831,146.25)
COUNTY CLERK FEES	(3,831,146.25)
430118	(409,161.47)
TPW SALES TAX COMMISSION	(409,161.47)
430132	(1,104,057.62)
DISTRICT CLERK FEES	(1,104,057.62)
430134	(3,035,386.93)
JUSTICE OF THE PEACE FEES	(3,035,386.93)
430136	(1,891.89)
TRUANCY PREVENTION AND DIVERSION CCP 102.015	(1,891.89)
430138	(20,221.75)
CONSTABLE FEES	(20,221.75)
430140	(23.00)
VOTER REGISTRATION FEES	(23.00)
430142	(159,761.56)
CRIMINAL JUSTICE FEES	(159,761.56)
430144	(1,085.59)
CHILD SAFETY	(1,085.59)
430148	(8,000.00)
BAIL BOND ADMINISTRATION FEES	(8,000.00)
430150	(34,125.67)
TRAFFIC SAFETY FEES	(34,125.67)
430152	(66,873.52)
FAILURE TO APPEAR FEES	(66,873.52)

430156	(50,863.85)
LEOSE-ANNUAL ALLOCATION	(50,863.85)
430158	(5,518.91)
JUDICIAL EDUCATION	(5,518.91)
430164	(20,448.59)
HB530 DRUG COURT FEE-UNRESTRICTED	(20,448.59)
430166	(28,417.15)
CCP102.0178 DRUG COURT FEE-RESTRICTED	(28,417.15)
430170	(12,144.59)
HAZARDOUS WASTE MANAGEMENT FEE	(12,144.59)
430174	(375,000.03)
DETENTION ADMINISTRATION SERVICES	(375,000.03)
430176	(9,579.00)
PROBATION FEES	(9,579.00)
430178	(3,579.97)
COMMUNITY RESTITUTION FEES	(3,579.97)
430212	(41,144.34)
JURY FEES	(41,144.34)
430216	(52,305.50)
INMATE TELEPHONE FEE	(52,305.50)
440100	(596,519.14)
INTEREST-BANK	(596,519.14)
440120	(385,761.83)
INVESTMENT EARNINGS	(385,761.83)
450100	(1,290.57)
COMMISSIONS	(1,290.57)
450210	(90,929.18)
CONTRACT REIMBURSEMENT-ADMINISTRATION	(90,929.18)
450318	(3,408.00)
RENTS/LEASES	(3,408.00)
450320	(146,828.27)
MISCELLANEOUS	(146,828.27)
450326	(168,622.30)
TEMPORARY SUSPENSE REVENUE	(168,622.30)
450328	(26,266.11)
SALE OF ASSETS	(26,266.11)
460100	2,000.00
COURT FINES	2,000.00
410116	(250.00)
RECYCLE CENTER PERMITS	(250.00)
440110	(100,799.02)
FAIR MARKET VALUE	(100,799.02)
2100	-
HUMAN RESOURCES	-
450200	-
CONTRACT SERVICE REVENUE	-
2200	(37,031.31)
RISK MANAGEMENT	(37,031.31)
450200	-
CONTRACT SERVICE REVENUE	-
450328	(37,031.31)
SALE OF ASSETS	(37,031.31)
2302	-
COURT COLLECTIONS	-
450200	-

CONTRACT SERVICE REVENUE	-
2800	(55,874.68)
COUNTY ATTORNEY	(55,874.68)
420100	(43,554.68)
FEDERAL GRANT REVENUE	(43,554.68)
420204	(12,320.00)
STATE ALLOCATIONS	(12,320.00)
2801	(70,689.40)
COUNTY ATTORNEY STATE FUNDS	(70,689.40)
420204	(70,000.00)
STATE ALLOCATIONS	(70,000.00)
430108	(435.84)
COUNTY ATTORNEY FEES	(435.84)
440100	(253.56)
INTEREST-BANK	(253.56)
3000	-
BUILDING CUSTODIAL SERVICES	-
410110	-
AUTO REGISTRATION	-
430180	-
VEHICLE TOWING PROGRAM FEES	-
3200	(2,000.00)
OTHER	(2,000.00)
430120	(2,000.00)
APPLICATION FEES	(2,000.00)
3210	(1,927,321.84)
NON-DEPARTMENTAL	(1,927,321.84)
450200	(1,927,321.84)
CONTRACT SERVICE REVENUE	(1,927,321.84)
3220	(128,100.31)
ALTERNATE DISPUTE RESOLUTION	(128,100.31)
430110	(18,845.31)
COUNTY CLERK FEES	(18,845.31)
430132	(76,980.00)
DISTRICT CLERK FEES	(76,980.00)
430134	(32,275.00)
JUSTICE OF THE PEACE FEES	(32,275.00)
3240	(1,045.00)
HISTORICAL COMMISSION	(1,045.00)
450300	(1,045.00)
CONTRIBUTIONS	(1,045.00)
3250	(4,454.61)
CHILD WELFARE	(4,454.61)
420100	(5,123.80)
FEDERAL GRANT REVENUE	(5,123.80)
420200	669.19
STATE GRANT REVENUE	669.19
3400	(42,493.88)
COUNTY AUDITOR	(42,493.88)
410110	8.43
AUTO REGISTRATION	8.43
430226	284.00
RENTAL/USER FEES	284.00
450200	(42,786.31)
CONTRACT SERVICE REVENUE	(42,786.31)

3700	(5,869,863.97)
TAX ASSESSOR/COLLECTOR	(5,869,863.97)
430118	(85,312.76)
TPW SALES TAX COMMISSION	(85,312.76)
430122	(1,144,175.05)
SUPPLEMENTAL MVD FEES	(1,144,175.05)
430124	(4,625,347.66)
SALES TAX COMMISSIONS	(4,625,347.66)
430126	(15,278.50)
TPW TITLE FEE	(15,278.50)
430128	250.00
VTR LICENSE APP FEE-OWNER	250.00
3701	(8,089.55)
TAC SPECIAL INVENTORY TAX	(8,089.55)
440100	(8,089.55)
INTEREST-BANK	(8,089.55)
3703	(3,150.00)
TAC VTR	(3,150.00)
430128	(2,950.00)
VTR LICENSE APP FEE-OWNER	(2,950.00)
430130	(200.00)
VTR LICENSE APP FEE-RUNNER	(200.00)
4001	(480,670.00)
PERMITS	(480,670.00)
410106	(480,670.00)
FOOD SERVICE PERMITS	(480,670.00)
4100	(381,965.87)
ANIMAL SERVICES	(381,965.87)
410104	(4,435.00)
ANIMAL CONTROL TRANSPORT	(4,435.00)
430190	(83,928.00)
ADOPTION FEES	(83,928.00)
430192	(84,640.00)
ANIMAL SHELTER FEES	(84,640.00)
430194	(103,365.00)
CLINIC SERVICES	(103,365.00)
430196	(12,840.00)
IMPOUND FEES	(12,840.00)
450300	(92,757.87)
CONTRIBUTIONS	(92,757.87)
FORENSIC SERVICES	(87,829.50)
430200	(87,271.00)
INQUESTS AND AUTOPSIES	(87,271.00)
430210	(558.50)
FORENSIC ADMINISTRATION FEE	(558.50)
4400	(741,369.10)
CONVENTION CENTER	(741,369.10)
420304	(77,479.94)
OTHER ALLOCATIONS	(77,479.94)
430162	2,000.00
PARK FEES	2,000.00
430226	5,995.91
RENTAL/USER FEES	5,995.91
450318	(318,204.17)
RENTS/LEASES	(318,204.17)

400130	(353,680.90)
SPECIAL ASSESSMENTS	(353,680.90)
4500	(50,029.01)
MEMORIAL LIBRARY	(50,029.01)
430224	(11,236.27)
BOOK FINES	(11,236.27)
450300	(38,792.74)
CONTRIBUTIONS	(38,792.74)
5000	(445,988.13)
AIRPORT	(445,988.13)
430226	(339,918.27)
RENTAL/USER FEES	(339,918.27)
430230	(106,069.86)
FUEL FLOW FEES	(106,069.86)
5050	(116,147.80)
CUSTOMS	(116,147.80)
430226	(116,147.80)
RENTAL/USER FEES	(116,147.80)
450200	-
CONTRACT SERVICE REVENUE	-
5100	(67,517.62)
DISTRICT ATTORNEY	(67,517.62)
410110	-
AUTO REGISTRATION	-
420204	(46,444.00)
STATE ALLOCATIONS	(46,444.00)
440100	(4.80)
INTEREST-BANK	(4.80)
450200	-
CONTRACT SERVICE REVENUE	-
460130	(21,068.82)
FORFEITURES-BONDS	(21,068.82)
5101	(15,009.44)
DISTRICT ATTORNEY STATE FUNDS	(15,009.44)
420204	(15,000.00)
STATE ALLOCATIONS	(15,000.00)
440100	(9.44)
INTEREST-BANK	(9.44)
5200	(1,045.25)
OFFICE OF HOMELAND SECURITY & EMERGENCY MANAGEMENT	(1,045.25)
450328	(1,045.25)
SALE OF ASSETS	(1,045.25)
5301	(805,751.50)
FIRE MARSHAL - INSPECTIONS	(805,751.50)
430184	(205,751.50)
FIRE INSPECTION FEE-EXISTING	(205,751.50)
430186	(575,000.00)
FIRE INSPECTION FEE-NEW CONSTRUCTION	(575,000.00)
450200	(25,000.00)
CONTRACT SERVICE REVENUE	(25,000.00)
5400	(130,533.00)
JUVENILE PROBATION-ADMINISTRATIVE	(130,533.00)
430174	(130,533.00)
DETENTION ADMINISTRATION SERVICES	(130,533.00)
5500	(2,066,982.51)

ADULT PROBATION	(2,066,982.51)
450200	(2,066,982.51)
CONTRACT SERVICE REVENUE	(2,066,982.51)
5501	(262,478.71)
BOND SUPERVISION	(262,478.71)
450200	(262,478.71)
CONTRACT SERVICE REVENUE	(262,478.71)
5600	(114,288.80)
COMMISSIONS	(114,288.80)
450100	(114,288.80)
COMMISSIONS	(114,288.80)
450320	-
MISCELLANEOUS	-
5602	(1,333.49)
LEOSE	(1,333.49)
430156	(1,333.49)
LEOSE-ANNUAL ALLOCATION	(1,333.49)
6000	(750,815.20)
SHERIFF	(750,815.20)
410108	(346,775.00)
ALARM PERMITS	(346,775.00)
420206	(12,709.20)
STATE CONTRACT REIMBURSEMENT	(12,709.20)
430180	(376,291.00)
VEHICLE TOWING PROGRAM FEES	(376,291.00)
450200	(40.00)
CONTRACT SERVICE REVENUE	(40.00)
450300	(15,000.00)
CONTRIBUTIONS	(15,000.00)
6100	(38,346.83)
SHERIFF HOMELAND SECURITY	(38,346.83)
450200	(38,346.83)
CONTRACT SERVICE REVENUE	(38,346.83)
6201	(36,353.94)
SHERIFF HOMICIDE VIOLENT CRIME	(36,353.94)
450200	(36,353.94)
CONTRACT SERVICE REVENUE	(36,353.94)
6202	(8,431.51)
SHERIFF ORGANIZED CRIME	(8,431.51)
450200	(5,039.78)
CONTRACT SERVICE REVENUE	(5,039.78)
420106	(3,391.73)
FEDERAL CONTRACT REIMBURSEMENT	(3,391.73)
6301	(181,104.86)
SHERIFF PATROL EAST	(181,104.86)
450200	(173,797.36)
CONTRACT SERVICE REVENUE	(173,797.36)
450328	(7,307.50)
SALE OF ASSETS	(7,307.50)
6302	(375,791.75)
SHERIFF PATROL WEST	(375,791.75)
430200	(6,457.33)
INQUESTS AND AUTOPSIES	(6,457.33)
450200	(369,334.42)
CONTRACT SERVICE REVENUE	(369,334.42)

6303	(3,201,834.14)
SHERIFF PATROL SOUTH	(3,201,834.14)
450200	(3,201,834.14)
CONTRACT SERVICE REVENUE	(3,201,834.14)
6401	(803,228.35)
SHERIFF DISPATCH	(803,228.35)
450200	(803,228.35)
CONTRACT SERVICE REVENUE	(803,228.35)
6402	(7,510.00)
SHERIFF CRIME LAB	(7,510.00)
430182	(7,510.00)
FINGERPRINT FEES	(7,510.00)
6405	(194,414.96)
SHERIFF RADIO	(194,414.96)
450210	(194,414.96)
CONTRACT REIMBURSEMENT-ADMINISTRATION	(194,414.96)
6407	(4,735.00)
SHERIFF ACADEMY	(4,735.00)
430172	(4,735.00)
ACADEMY REVENUE	(4,735.00)
6504	(240.00)
SHERIFF ALARMS	(240.00)
410108	(240.00)
ALARM PERMITS	(240.00)
6601	(23,942.19)
SHERIFF JAIL	(23,942.19)
420108	(19,270.00)
FEDERAL INMATE HOUSING	(19,270.00)
430178	(4,672.19)
COMMUNITY RESTITUTION FEES	(4,672.19)
7100	(443,848.81)
CONSTABLE PRECINCT 1	(443,848.81)
430138	(54,316.26)
CONSTABLE FEES	(54,316.26)
VEHICLE TOWING PROGRAM FEES	135.00
450200	(373,202.97)
CONTRACT SERVICE REVENUE	(373,202.97)
450300	(3,500.00)
CONTRIBUTIONS	(3,500.00)
450320	25.00
MISCELLANEOUS	25.00
420106	(12,989.58)
FEDERAL CONTRACT REIMBURSEMENT	(12,989.58)
7200	(42,377.00)
CONSTABLE PRECINCT 2	(42,377.00)
430138	(42,377.00)
CONSTABLE FEES	(42,377.00)
7300	(995,465.93)
CONSTABLE PRECINCT 3	(995,465.93)
430138	(63,920.39)
CONSTABLE FEES	(63,920.39)
450100	(2,784.90)
COMMISSIONS	(2,784.90)
450200	(923,897.91)
CONTRACT SERVICE REVENUE	(923,897.91)

450328	(4,862.73)
SALE OF ASSETS	(4,862.73)
7400	(122,110.30)
CONSTABLE PRECINCT 4	(122,110.30)
430138	(46,891.97)
CONSTABLE FEES	(46,891.97)
450100	(730.00)
COMMISSIONS	(730.00)
450200	(71,348.33)
CONTRACT SERVICE REVENUE	(71,348.33)
450300	(1,800.00)
CONTRIBUTIONS	(1,800.00)
420106	(1,340.00)
FEDERAL CONTRACT REIMBURSEMENT	(1,340.00)
7500	(876,112.46)
CONSTABLE PRECINCT 5	(876,112.46)
430138	(32,678.34)
CONSTABLE FEES	(32,678.34)
450200	(843,434.12)
CONTRACT SERVICE REVENUE	(843,434.12)
8100	(109,261.17)
COURT OPERATIONS	(109,261.17)
450210	(15,062.00)
CONTRACT REIMBURSEMENT-ADMINISTRATION	(15,062.00)
450324	(93,699.17)
REIMBURSEMENT POST-JUDGEMENT	(93,699.17)
450322	(500.00)
REIMBURSEMENT PRE-JUDGEMENT	(500.00)
8101	(199,315.00)
INDIGENT DEFENSE- CRIMINAL	(199,315.00)
420200	(199,315.00)
STATE GRANT REVENUE	(199,315.00)
8210	(62,935.00)
COUNTY COURT AT LAW 1	(62,935.00)
420204	(63,000.00)
STATE ALLOCATIONS	(63,000.00)
430158	65.00
JUDICIAL EDUCATION	65.00
8220	(61,781.06)
COUNTY COURT AT LAW 2	(61,781.06)
420204	(63,000.00)
STATE ALLOCATIONS	(63,000.00)
430168	1,084.00
STENOGRAPHER FEES	1,084.00
430212	119.94
JURY FEES	119.94
450318	15.00
RENTS/LEASES	15.00
8230	(63,000.00)
COUNTY COURT AT LAW 3	(63,000.00)
420204	(63,000.00)
STATE ALLOCATIONS	(63,000.00)
8240	(63,000.00)
COUNTY COURT AT LAW 4	(63,000.00)
420204	(63,000.00)



STATE ALLOCATIONS	(63,000.00)
8250	(63,000.00)
COUNTY COURT AT LAW 5	(63,000.00)
420204	(63,000.00)
STATE ALLOCATIONS	(63,000.00)
8320	(15.00)
221ST DISTRICT COURT	(15.00)
430168	-
STENOGRAPHER FEES	-
450200	(15.00)
CONTRACT SERVICE REVENUE	(15.00)
450320	-
MISCELLANEOUS	-
8330	(4,204.40)
284TH DISTRICT COURT	(4,204.40)
450200	(4,204.40)
CONTRACT SERVICE REVENUE	(4,204.40)
8340	(5.97)
359TH DISTRICT COURT	(5.97)
400120	-
PENALTY AND INTEREST	-
450200	(5.97)
CONTRACT SERVICE REVENUE	(5.97)
8350	(4,000.00)
410th DISTRICT COURT	(4,000.00)
430158	-
JUDICIAL EDUCATION	-
430168	-
STENOGRAPHER FEES	-
430226	-
RENTAL/USER FEES	-
450320	(4,000.00)
MISCELLANEOUS	(4,000.00)
8360	-
418TH DISTRICT COURT	-
400120	-
PENALTY AND INTEREST	-
430102	-
COUNTY/DISTRICT COURT FEES	-
430158	-
JUDICIAL EDUCATION	-
430212	-
JURY FEES	-
430226	-
RENTAL/USER FEES	-
450318	-
RENTS/LEASES	-
8370	65.00
435TH DISTRICT COURT	65.00
430158	65.00
JUDICIAL EDUCATION	65.00
8401	(92,923.98)
DRUG COURT	(92,923.98)
430214	(92,001.94)
PROGRAM FEES	(92,001.94)

430218	(930.00)
MRT BOOK FEE	(930.00)
430226	7.96
RENTAL/USER FEES	7.96
8402	(121,027.47)
DRUG COURT-DWI COURT	(121,027.47)
430214	(120,097.47)
PROGRAM FEES	(120,097.47)
430218	(930.00)
MRT BOOK FEE	(930.00)
8510	(14,547.38)
JUSTICE OF PEACE PRECINCT 1	(14,547.38)
430228	(73,694.55)
COLLECTION FEE	(73,694.55)
450200	-
CONTRACT SERVICE REVENUE	-
430550	59,147.17
THIRD PARTY COLLECTION FEE	59,147.17
8520	(28,369.64)
JUSTICE OF PEACE PRECINCT 2	(28,369.64)
410110	-
AUTO REGISTRATION	-
430228	(109,424.52)
COLLECTION FEE	(109,424.52)
430550	81,054.88
THIRD PARTY COLLECTION FEE	81,054.88
8530	(38,325.14)
JUSTICE OF PEACE PRECINCT 3	(38,325.14)
430134	(5,604.90)
JUSTICE OF THE PEACE FEES	(5,604.90)
450200	(32,720.24)
CONTRACT SERVICE REVENUE	(32,720.24)
8540	(92,535.86)
JUSTICE OF PEACE PRECINCT 4	(92,535.86)
430228	(92,535.86)
COLLECTION FEE	(92,535.86)
8550	(52,315.48)
JUSTICE OF PEACE PRECINCT 5	(52,315.48)
430228	(52,315.48)
COLLECTION FEE	(52,315.48)
450200	-
CONTRACT SERVICE REVENUE	-
4401	(182,240.99)
FAIRGROUNDS/EXPO CENTER	(182,240.99)
430226	1,200.00
RENTAL/USER FEES	1,200.00
450318	(183,440.99)
RENTS/LEASES	(183,440.99)
3702	(6,000.00)
TAC RENDITION PENALTY	(6,000.00)
430214	(6,000.00)
PROGRAM FEES	(6,000.00)
6106	(41,000.00)
SHERIFF K9	(41,000.00)
450300	(41,000.00)

CONTRIBUTIONS	(41,000.00)
5703	(65.20)
242 OPERATIONS	(65.20)
430530	(65.20)
MCTRA ADMINISTRATION FEE	(65.20)
200	(42,566,936.92)
ROAD AND BRIDGE	(42,566,936.92)
ROAD AND BRIDGE	(40,882,270.52)
400100	(30,311,340.57)
CURRENT TAXES	(30,311,340.57)
400110	(168,626.67)
DELINQUENT TAXES	(168,626.67)
400120	(166,378.54)
PENALTY AND INTEREST	(166,378.54)
400140	(179,743.27)
OTHER TAXES	(179,743.27)
410110	(4,450,840.68)
AUTO REGISTRATION	(4,450,840.68)
410114	(43,400.00)
OVERLOAD PERMITS	(43,400.00)
420304	(182,167.00)
OTHER ALLOCATIONS	(182,167.00)
430112	(319,446.49)
SUBDIVISION FEES	(319,446.49)
430114	(1,387,880.75)
FLOOD PLAIN FEES	(1,387,880.75)
440100	(15,669.83)
INTEREST-BANK	(15,669.83)
440120	(17,815.30)
INVESTMENT EARNINGS	(17,815.30)
450328	(37,681.27)
SALE OF ASSETS	(37,681.27)
460100	(701,280.15)
COURT FINES	(701,280.15)
470100	(2,900,000.00)
TRANSFERS IN	(2,900,000.00)
4700	-
PARKS	-
430226	-
RENTAL/USER FEES	-
450200	-
CONTRACT SERVICE REVENUE	-
4800	(715.00)
COMMUNITY CENTERS	(715.00)
420102	1,085.00
FEDERAL PROGRAM INCOME	1,085.00
430226	(1,800.00)
RENTAL/USER FEES	(1,800.00)
450200	-
CONTRACT SERVICE REVENUE	-
4900	(769.97)
RECYCLE CENTERS	(769.97)
430222	(769.97)
RECYCLE FEES	(769.97)
450200	-

CONTRACT SERVICE REVENUE	-
9000	(550,000.00)
RESTRICTED	(550,000.00)
CONTRACT SERVICE REVENUE	(550,000.00)
9100	(8,809.12)
COMMISSIONER PRECINCT 1	(8,809.12)
450200	-
CONTRACT SERVICE REVENUE	-
450318	(2,185.56)
RENTS/LEASES	(2,185.56)
450320	(6,623.56)
MISCELLANEOUS	(6,623.56)
9200	(188,160.95)
COMMISSIONER PRECINCT 2	(188,160.95)
420304	(101,741.00)
OTHER ALLOCATIONS	(101,741.00)
450200	(70,898.45)
CONTRACT SERVICE REVENUE	(70,898.45)
450328	(15,521.50)
SALE OF ASSETS	(15,521.50)
9300	(97,100.67)
COMMISSIONER PRECINCT 3	(97,100.67)
450200	(4,500.00)
CONTRACT SERVICE REVENUE	(4,500.00)
450320	(16,190.00)
MISCELLANEOUS	(16,190.00)
450316	(76,410.67)
INSURANCE REIMBURSEMENT	(76,410.67)
9400	(157,765.63)
COMMISSIONER PRECINCT 4	(157,765.63)
430226	(700.00)
RENTAL/USER FEES	(700.00)
450200	(111,943.66)
CONTRACT SERVICE REVENUE	(111,943.66)
450318	559.00
RENTS/LEASES	559.00
450320	(23,521.20)
MISCELLANEOUS	(23,521.20)
450328	(22,159.77)
SALE OF ASSETS	(22,159.77)
9408	(108,690.00)
COMMUNITY CENTER - PRECINCT 4	(108,690.00)
420102	(68,690.00)
FEDERAL PROGRAM INCOME	(68,690.00)
430226	(40,000.00)
RENTAL/USER FEES	(40,000.00)
9108	(102,572.00)
COMMUNITY CENTERS - PRECINCT 1	(102,572.00)
420102	(48,912.00)
FEDERAL PROGRAM INCOME	(48,912.00)
430226	(53,360.00)
RENTAL/USER FEES	(53,360.00)
450320	(300.00)
MISCELLANEOUS	(300.00)
9107	(121,210.00)

PARKS - PRECINCT 1	(121,210.00)
430226	(121,210.00)
RENTAL/USER FEES	(121,210.00)
450200	-
CONTRACT SERVICE REVENUE	-
9208	(71,025.00)
COMMUNITY CENTERS - PRECINCT 2	(71,025.00)
420102	(50,450.00)
FEDERAL PROGRAM INCOME	(50,450.00)
430226	(20,575.00)
RENTAL/USER FEES	(20,575.00)
PARKS - PRECINCT 3	(1.00)
430226	(1.00)
RENTAL/USER FEES	(1.00)
450200	-
CONTRACT SERVICE REVENUE	-
9308	(5,500.00)
COMMUNITY CENTER - PRECINCT 3	(5,500.00)
430226	(5,500.00)
RENTAL/USER FEES	(5,500.00)
450200	-
CONTRACT SERVICE REVENUE	-
9209	(15,310.06)
RECYCLE - PRECINCT 2	(15,310.06)
430222	(15,310.06)
RECYCLE FEES	(15,310.06)
9309	(160,737.00)
RECYCLE - PRECINCT 3	(160,737.00)
430222	(160,737.00)
RECYCLE FEES	(160,737.00)
450200	-
CONTRACT SERVICE REVENUE	-
9407	(46,300.00)
PARKS - PRECINCT 4	(46,300.00)
430226	(46,300.00)
RENTAL/USER FEES	(46,300.00)
9109	(50,000.00)
RECYCLE - PRECINCT 1	(50,000.00)
450200	(50,000.00)
CONTRACT SERVICE REVENUE	(50,000.00)
201	(534.85)
WORTHLESS CHECK	(534.85)
2800	(425.71)
COUNTY ATTORNEY	(425.71)
430188	(410.00)
WORTHLESS CHECK FEES	(410.00)
440100	(15.71)
INTEREST-BANK	(15.71)
5100	(109.14)
DISTRICT ATTORNEY	(109.14)
430188	(103.77)
WORTHLESS CHECK FEES	(103.77)
440100	(5.37)
INTEREST-BANK	(5.37)
202	(277,463.15)

FORFEITURES	(277,463.15)
5100	(51,774.58)
DISTRICT ATTORNEY	(51,774.58)
440100	(806.19)
INTEREST-BANK	(806.19)
460120	(50,968.39)
FORFEITURES	(50,968.39)
5300	(5.50)
FIRE MARSHAL - INVESTIGATIONS	(5.50)
440100	(5.50)
INTEREST-BANK	(5.50)
6000	(119,662.86)
SHERIFF	(119,662.86)
440100	(1,169.17)
INTEREST-BANK	(1,169.17)
460120	(118,493.69)
FORFEITURES	(118,493.69)
6200	(39,806.83)
SHERIFF CID	(39,806.83)
440100	(493.15)
INTEREST-BANK	(493.15)
460120	(39,313.68)
FORFEITURES	(39,313.68)
7100	(5,114.03)
CONSTABLE PRECINCT 1	(5,114.03)
440100	(41.56)
INTEREST-BANK	(41.56)
460120	(5,072.47)
FORFEITURES	(5,072.47)
7200	(4,879.64)
CONSTABLE PRECINCT 2	(4,879.64)
440100	(193.59)
INTEREST-BANK	(193.59)
460120	(4,686.05)
FORFEITURES	(4,686.05)
7300	(5,409.55)
CONSTABLE PRECINCT 3	(5,409.55)
440100	(19.40)
INTEREST-BANK	(19.40)
460120	(5,390.15)
FORFEITURES	(5,390.15)
7400	(42,999.56)
CONSTABLE PRECINCT 4	(42,999.56)
440100	(77.76)
INTEREST-BANK	(77.76)
460120	(42,921.80)
FORFEITURES	(42,921.80)
7500	(7,810.60)
CONSTABLE PRECINCT 5	(7,810.60)
440100	(219.13)
INTEREST-BANK	(219.13)
460120	(7,591.47)
FORFEITURES	(7,591.47)
203	(961,144.99)
JAIL COMMISSARY	(961,144.99)

6602	(961,144.99)
SHERIFF COMMISSARY	(961,144.99)
430220	(958,721.41)
COMMISSARY SALES	(958,721.41)
440100	(2,423.58)
INTEREST-BANK	(2,423.58)
204	(232,566.98)
LAW LIBRARY	(232,566.98)
1204	(232,566.98)
LAW LIBRARY	(232,566.98)
430110	(43,972.37)
COUNTY CLERK FEES	(43,972.37)
430132	(181,300.00)
DISTRICT CLERK FEES	(181,300.00)
440100	(907.96)
INTEREST-BANK	(907.96)
440120	(538.51)
INVESTMENT EARNINGS	(538.51)
450320	(5,848.14)
MISCELLANEOUS	(5,848.14)
205	(15,600.00)
PRE-TRIAL DIVERSION	(15,600.00)
5100	(15,600.00)
DISTRICT ATTORNEY	(15,600.00)
430146	(15,600.00)
PRETRIAL DIVERSION FEES	(15,600.00)
206	(660,198.85)
COUNTY CLERK RECORDS MGMT & PRESERVATION	(660,198.85)
2300	(660,198.85)
COUNTY CLERK	(660,198.85)
430100	(657,444.68)
COUNTY RECORDS MANAGEMENT FEES	(657,444.68)
440120	(2,754.17)
INVESTMENT EARNINGS	(2,754.17)
207	(53,386.80)
COUNTY RECORDS MANAGEMENT	(53,386.80)
1207	(44,273.15)
COUNTY RECORDS MANAGEMENT	(44,273.15)
COUNTY CLERK FEES	(44,273.15)
2300	(9,113.65)
COUNTY CLERK	(9,113.65)
430100	(9,113.65)
COUNTY RECORDS MANAGEMENT FEES	(9,113.65)
208	(43,479.08)
DISTRICT CLERK RECORDS MGMT & PRESERVATION	(43,479.08)
2700	(43,479.08)
DISTRICT CLERK	(43,479.08)
430132	(43,348.46)
DISTRICT CLERK FEES	(43,348.46)
440120	(130.62)
INVESTMENT EARNINGS	(130.62)
209	(62,509.41)
DISTRICT CLERK RECORDS PRESERVATION	(62,509.41)
2700	(62,509.41)
DISTRICT CLERK	(62,509.41)

430132	(62,430.00)
DISTRICT CLERK FEES	(62,430.00)
440120	(79.41)
INVESTMENT EARNINGS	(79.41)
210	(53,790.82)
COUNTY AND DISTRICT COURTS DIGITAL PRESERVATION	(53,790.82)
2900	(53,790.82)
DIGITAL PRESERVATION COUNTY/DISTRICT	(53,790.82)
430110	(28.07)
COUNTY CLERK FEES	(28.07)
430132	(53,600.00)
DISTRICT CLERK FEES	(53,600.00)
440120	(162.75)
INVESTMENT EARNINGS	(162.75)
211	(9,011.77)
COUNTY AND DISTRICT COURT TECHNOLOGY	(9,011.77)
1211	(9,011.77)
COUNTY & DISTRICT COURT TECHNOLOGY	(9,011.77)
430110	(5,483.55)
COUNTY CLERK FEES	(5,483.55)
430132	(3,528.22)
DISTRICT CLERK FEES	(3,528.22)
212	(22,075.65)
COURT GUARDIANSHIP	(22,075.65)
8105	(22,075.65)
COURT GUARDIANSHIP	(22,075.65)
430116	(22,075.65)
COURT GUARDIANSHIP FEE	(22,075.65)
213	(103,140.14)
COURT REPORTER SERVICE	(103,140.14)
1213	(103,140.14)
COURT REPORTER SERVICE	(103,140.14)
430168	(103,140.14)
STENOGRAPHER FEES	(103,140.14)
214	(176,052.44)
COURTHOUSE SECURITY - COUNTY/DISTRICT COURT	(176,052.44)
1214	(176,052.44)
COURTHOUSE SECURITY - COUNTY/DISTRICT COURTS	(176,052.44)
430102	(176,052.44)
COUNTY/DISTRICT COURT FEES	(176,052.44)
215	(96,986.46)
COURTHOUSE SECURITY - JP	(96,986.46)
8590	(96,986.46)
JP JUSTICE COURT SECURITY	(96,986.46)
430102	(76,511.64)
COUNTY/DISTRICT COURT FEES	(76,511.64)
430134	(20,474.82)
JUSTICE OF THE PEACE FEES	(20,474.82)
216	(81,804.83)
JUSTICE COURT TECHNOLOGY	(81,804.83)
8591	(81,804.83)
JP JUSTICE COURT TECHNOLOGY	(81,804.83)
430134	(81,804.83)
JUSTICE OF THE PEACE FEES	(81,804.83)
217	(12,580.89)



JUVENILE CASE MANAGER	(12,580.89)
8592	(12,580.89)
JP JUVENILE CASE MANAGER	(12,580.89)
430134	(12,580.89)
JUSTICE OF THE PEACE FEES	(12,580.89)
218	(16,584.00)
CC VITAL RECORDS PRESERVATION	(16,584.00)
2300	(16,584.00)
COUNTY CLERK	(16,584.00)
430110	(16,584.00)
COUNTY CLERK FEES	(16,584.00)
219	(1,238.94)
CONTRACT ELECTION SERVICE	(1,238.94)
2502	(1,238.94)
CONTRACT ELECTION DIRECT PAID	(1,238.94)
440100	(1,206.35)
INTEREST-BANK	(1,206.35)
440120	(32.59)
INVESTMENT EARNINGS	(32.59)
220	(146,170,994.75)
GRANTS	(146,170,994.75)
1200	(247.79)
ROAD AND BRIDGE	(247.79)
440100	(247.79)
INTEREST-BANK	(247.79)
1220	(2,058.84)
GRANTS	(2,058.84)
440100	(2,058.84)
INTEREST-BANK	(2,058.84)
2000	(108,148,104.12)
COUNTY JUDGE	(108,148,104.12)
420100	(108,086,269.31)
FEDERAL GRANT REVENUE	(108,086,269.31)
440100	(61,834.81)
INTEREST-BANK	(61,834.81)
2500	(272,180.00)
ELECTIONS ADMINISTRATOR	(272,180.00)
420300	(272,180.00)
OTHER GRANT REVENUE	(272,180.00)
2800	(16,128,542.96)
COUNTY ATTORNEY	(16,128,542.96)
420200	(16,128,542.96)
STATE GRANT REVENUE	(16,128,542.96)
3200	(20,081.68)
OTHER	(20,081.68)
420200	(20,081.68)
STATE GRANT REVENUE	(20,081.68)
4100	(302,143.17)
ANIMAL SERVICES	(302,143.17)
420300	(302,140.85)
OTHER GRANT REVENUE	(302,140.85)
420306	(2.32)
OTHER CONTRACT REIMBURSEMENT	(2.32)
4300	(20,260,585.05)
MCCD-COUNTY APPROPRIATIONS (CDBG)	(20,260,585.05)

420100	(20,205,638.77)
FEDERAL GRANT REVENUE	(20,205,638.77)
420102	(54,946.28)
FEDERAL PROGRAM INCOME	(54,946.28)
4900	(10,013.40)
RECYCLE CENTERS	(10,013.40)
420200	(10,013.40)
STATE GRANT REVENUE	(10,013.40)
5100	(217,349.21)
DISTRICT ATTORNEY	(217,349.21)
420100	(185,434.87)
FEDERAL GRANT REVENUE	(185,434.87)
420200	(31,914.34)
STATE GRANT REVENUE	(31,914.34)
5200	1,942,035.85
OFFICE OF HOMELAND SECURITY & EMERGENCY MANAGEMENT	1,942,035.85
420100	1,942,035.85
FEDERAL GRANT REVENUE	1,942,035.85
5400	(1,608,334.01)
JUVENILE PROBATION-ADMINISTRATIVE	(1,608,334.01)
STATE GRANT REVENUE	(1,608,334.01)
5401	(504,917.41)
JUVENILE PROBATION-DETENTION	(504,917.41)
420100	(38,029.58)
FEDERAL GRANT REVENUE	(38,029.58)
420200	(466,837.83)
STATE GRANT REVENUE	(466,837.83)
420306	(50.00)
OTHER CONTRACT REIMBURSEMENT	(50.00)
6000	(14,700.00)
SHERIFF	(14,700.00)
420100	(14,700.00)
FEDERAL GRANT REVENUE	(14,700.00)
6100	(3,199.99)
SHERIFF HOMELAND SECURITY	(3,199.99)
420300	(3,199.99)
OTHER GRANT REVENUE	(3,199.99)
6200	(180,097.06)
SHERIFF CID	(180,097.06)
420100	(180,097.06)
FEDERAL GRANT REVENUE	(180,097.06)
6202	(59,316.41)
SHERIFF ORGANIZED CRIME	(59,316.41)
420100	(59,316.41)
FEDERAL GRANT REVENUE	(59,316.41)
6300	(37,859.21)
SHERIFF PATROL	(37,859.21)
420100	(37,859.21)
FEDERAL GRANT REVENUE	(37,859.21)
6302	(156,717.09)
SHERIFF PATROL WEST	(156,717.09)
420200	(81,507.74)
STATE GRANT REVENUE	(81,507.74)
450300	(74,274.10)
CONTRIBUTIONS	(74,274.10)

420202	(935.25)
STATE PROGRAM INCOME	(935.25)
6500	(29,042.51)
SHERIFF ADMINISTRATIVE	(29,042.51)
FEDERAL GRANT REVENUE	(29,042.51)
7100	(9,141.30)
CONSTABLE PRECINCT 1	(9,141.30)
420100	(6,627.50)
FEDERAL GRANT REVENUE	(6,627.50)
420300	(2,513.80)
OTHER GRANT REVENUE	(2,513.80)
7300	(3,971.39)
CONSTABLE PRECINCT 3	(3,971.39)
420300	(3,971.39)
OTHER GRANT REVENUE	(3,971.39)
7500	(33,578.37)
CONSTABLE PRECINCT 5	(33,578.37)
420100	(6,069.96)
FEDERAL GRANT REVENUE	(6,069.96)
420300	(27,508.41)
OTHER GRANT REVENUE	(27,508.41)
8340	(108,556.53)
359TH DISTRICT COURT	(108,556.53)
420200	(108,556.53)
STATE GRANT REVENUE	(108,556.53)
9400	(2,393.10)
COMMISSIONER PRECINCT 4	(2,393.10)
420100	(2,393.10)
FEDERAL GRANT REVENUE	(2,393.10)
9408	100.00
COMMUNITY CENTER - PRECINCT 4	100.00
420102	100.00
FEDERAL PROGRAM INCOME	100.00
221	(222,807.50)
HAVA	(222,807.50)
2500	(222,807.50)
ELECTIONS ADMINISTRATOR	(222,807.50)
420100	(222,807.50)
FEDERAL GRANT REVENUE	(222,807.50)
300	(67,519,753.71)
DEBT SERVICE	(67,519,753.71)
1300	(39,695,082.46)
DEBT SERVICE	(39,695,082.46)
400100	(39,226,244.74)
CURRENT TAXES	(39,226,244.74)
400110	(244,542.93)
DELINQUENT TAXES	(244,542.93)
400140	(95.10)
OTHER TAXES	(95.10)
420304	(200,773.34)
OTHER ALLOCATIONS	(200,773.34)
440100	(22,497.93)
INTEREST-BANK	(22,497.93)
440120	(928.42)
INVESTMENT EARNINGS	(928.42)

3290	(27,824,671.25)
DEBT SERVICE	(27,824,671.25)
480100	(23,235,000.00)
BOND PROCEEDS	(23,235,000.00)
480110	(4,589,671.25)
PREMIUM ON BOND ISSUE	(4,589,671.25)
340	182,794.40
GASB 34 CONVERSION	182,794.40
1340	182,794.40
GASB 34 CONVERSION	182,794.40
450320	(19,222.34)
MISCELLANEOUS	(19,222.34)
480200	202,016.74
GAIN/LOSS ON SALE OF ASSETS	202,016.74
400	(198,893.95)
LOCAL CAPITAL PROJECTS	(198,893.95)
1400	(198,893.95)
LOCAL CAPITAL PROJECTS	(198,893.95)
400140	(198,893.95)
OTHER TAXES	(198,893.95)
401	(6,087.62)
C/P REVENUE TOLL BONDS 10	(6,087.62)
1401	(6,087.62)
C/P REVENUE TOLL BONDS 10	(6,087.62)
440120	(6,087.62)
INVESTMENT EARNINGS	(6,087.62)
402	(1,469.26)
C/P CERTIFICATES OF OBLIGATION 2012	(1,469.26)
1402	(1,469.26)
C/P CERTIFICATES OF OBLIGATION 2012	(1,469.26)
440100	(158.82)
INTEREST-BANK	(158.82)
440120	(1,310.44)
INVESTMENT EARNINGS	(1,310.44)
403	(17,452,834.47)
C/P PASS THRU TOLL PROJECTS	(17,452,834.47)
1403	(17,452,834.47)
C/P PASS THRU TOLL PROJECTS	(17,452,834.47)
440100	(5,534.47)
INTEREST-BANK	(5,534.47)
450200	(17,447,300.00)
CONTRACT SERVICE REVENUE	(17,447,300.00)
404	(4,408.21)
C/P ROAD BONDS 2016	(4,408.21)
1404	(4,408.21)
C/P ROAD BONDS 2016	(4,408.21)
440100	(47.98)
INTEREST-BANK	(47.98)
440120	(4,360.23)
INVESTMENT EARNINGS	(4,360.23)
405	(12,892.44)
C/P ROAD BONDS 2016A	(12,892.44)
1405	(12,892.44)
C/P ROAD BONDS 2016A	(12,892.44)
440100	(4,885.78)

INTEREST-BANK	(4,885.78)
440120	(8,006.66)
INVESTMENT EARNINGS	(8,006.66)
406	(47,268.66)
C/P ROAD BONDS 2018	(47,268.66)
C/P ROAD BONDS 2018	(47,268.66)
440100	(47,268.66)
INTEREST-BANK	(47,268.66)
407	(158,496.98)
C/P ROAD BONDS 2018B	(158,496.98)
1407	(158,496.98)
C/P ROAD BONDS 2018B	(158,496.98)
440100	(158,496.98)
INTEREST-BANK	(158,496.98)
408	(8,676.00)
C/P SHERIFF'S PROJECTS	(8,676.00)
1408	(8,676.00)
SHERIFF PROJECTS	(8,676.00)
450320	(8,676.00)
MISCELLANEOUS	(8,676.00)
500	(38,520,981.60)
SELF INSURANCE	(38,520,981.60)
2201	(38,520,981.60)
SELF INSURANCE	(38,520,981.60)
430232	(31,807,467.55)
COUNTY FUNDING	(31,807,467.55)
EMPLOYEE/RETIREE FUNDING	(1,238,030.91)
430242	(180,877.71)
COBRA FUNDING	(180,877.71)
430244	(196,404.16)
THIRD PARTY REIMBURSEMENT	(196,404.16)
430246	(2,457,260.12)
STOP LOSS REIMBURSEMENT	(2,457,260.12)
430248	(638,566.50)
RX REBATES	(638,566.50)
430250	(164,267.88)
MEDICAL CLAIMS REFUNDS	(164,267.88)
430252	95.84
COBRA ADMINISTRATION FEE	95.84
430254	(42,224.03)
CONTRACT FUNDING	(42,224.03)
430260	(928,926.05)
EMPLOYEE CONTRIBUTION-EMPLOYEE ONLY	(928,926.05)
430262	(131,585.00)
EMPLOYEE CONTRIBUTION-EMPLOYEE AND SPOUSE	(131,585.00)
430264	(137,480.01)
EMPLOYEE CONTRIBUTION-EMPLOYEE AND CHILD	(137,480.01)
430266	(397,297.55)
EMPLOYEE CONTRIBUTION-EMPLOYEE AND FAMILY	(397,297.55)
430268	(197,104.51)
SUPPLEMENTAL LIFE EMPLOYEE PREMIUM	(197,104.51)
430270	(3,585.46)
DEPENDENT LIFE EMPLOYEE PREMIUM	(3,585.46)
501	(679,483.79)
WORKERS' COMPENSATION	(679,483.79)

2203	(679,483.79)
WORKERS COMPENSATION	(679,483.79)
430232	(500,000.00)
COUNTY FUNDING	(500,000.00)
430244	(64,243.34)
THIRD PARTY REIMBURSEMENT	(64,243.34)
430254	(115,240.45)
CONTRACT FUNDING	(115,240.45)
502	(1,254,066.90)
PROPERTY/CASUALTY	(1,254,066.90)
2202	(1,254,066.90)
PROPERTY/CASUALTY	(1,254,066.90)
430232	(950,000.00)
COUNTY FUNDING	(950,000.00)
430244	(189,115.19)
THIRD PARTY REIMBURSEMENT	(189,115.19)
430252	(25,733.13)
COBRA ADMINISTRATION FEE	(25,733.13)
450316	(89,218.58)
INSURANCE REIMBURSEMENT	(89,218.58)
(blank)	
(blank)	
(blank)	
(blank)	
(blank)	
222	(19,099,563.73)
JAIL PASS THRU	(19,099,563.73)
6601	(19,099,563.73)
SHERIFF JAIL	(19,099,563.73)
420108	(19,099,563.73)
FEDERAL INMATE HOUSING	(19,099,563.73)

# MONTGOMERY COUNTY, TEXAS

## REPORT OF EXPENDITURES

For Year Ended September 30, 2021

July 20, 2021

	Sum of NetTransactionAmount
100	180,241,111.40
GENERAL OPERATIONS	180,241,111.40
1100	3.00
GENERAL FUND	3.00
740560	-
TRANSPORTATION	-
740640	3.00
CONTRACT SERVICES	3.00
2000	381,506.69
COUNTY JUDGE	381,506.69
710100	109,208.77
SALARY/OFFICIAL-DEPARTMENT HEAD	109,208.77
710110	146,936.19
SALARY/REGULAR	146,936.19
710130	6,260.10
SALARY/OVERTIME	6,260.10
710140	1,343.89
SALARY/CELL PHONE ALLOWANCE	1,343.89
720100	17,905.84
SOCIAL SECURITY	17,905.84
720110	38,816.99
EMPLOYEE INSURANCE	38,816.99
720120	32,356.90
RETIREMENT	32,356.90
720140	663.13
STATE UNEMPLOYMENT TAX	663.13
730100	10,411.92
OFFICE SUPPLIES	10,411.92
730310	109.90
UNIFORMS	109.90
730370	78.00
PERIODICALS	78.00
740510	564.00
PROFESSIONAL DEVELOPMENT	564.00
740530	341.91
MOBILE PHONE AND DATA	341.91
740540	1,050.24
TRAVEL EXPENSE	1,050.24
740580	102.67
PRINTING	102.67
740656	2,810.95
RENT AND LEASES	2,810.95
740660	19.92
EQUIPMENT RENTAL	19.92
740720	12,343.75
INDIGENT INTERMENT	12,343.75
790100	(1.19)
REIMBURSEMENTS CLEARING	(1.19)

730101	182.81
FOOD SUPPLIES	182.81
2100	445,280.92
HUMAN RESOURCES	445,280.92
710100	97,396.03
SALARY/OFFICIAL-DEPARTMENT HEAD	97,396.03
710110	194,437.44
SALARY/REGULAR	194,437.44
710130	1,348.06
SALARY/OVERTIME	1,348.06
710140	671.94
SALARY/CELL PHONE ALLOWANCE	671.94
720100	21,519.15
SOCIAL SECURITY	21,519.15
720110	58,800.90
EMPLOYEE INSURANCE	58,800.90
720120	36,055.99
RETIREMENT	36,055.99
720140	1,416.56
STATE UNEMPLOYMENT TAX	1,416.56
730100	4,444.74
OFFICE SUPPLIES	4,444.74
740120	1,564.20
MEDICAL SERVICES	1,564.20
740510	905.00
PROFESSIONAL DEVELOPMENT	905.00
740512	13,209.12
PROFESSIONAL SERVICES	13,209.12
740516	7,663.01
PROFESSIONAL SERVICES-URINALYSIS	7,663.01
740580	100.16
PRINTING	100.16
740640	-
CONTRACT SERVICES	-
740660	3,665.64
EQUIPMENT RENTAL	3,665.64
740680	1,998.41
MEMBERSHIP/ASSOCIATION DUES	1,998.41
790100	(25.82)
REIMBURSEMENTS CLEARING	(25.82)
730101	110.39
FOOD SUPPLIES	110.39
2101	265.43
CIVIL SERVICE	265.43
730100	15.43
OFFICE SUPPLIES	15.43
740512	250.00
PROFESSIONAL SERVICES	250.00
2200	677,857.22
RISK MANAGEMENT	677,857.22
710100	90,800.90
SALARY/OFFICIAL-DEPARTMENT HEAD	90,800.90
710110	333,493.37
SALARY/REGULAR	333,493.37
710130	401.69



SALARY/OVERTIME	401.69
710140	685.41
SALARY/CELL PHONE ALLOWANCE	685.41
720100	31,641.28
SOCIAL SECURITY	31,641.28
720110	82,984.98
EMPLOYEE INSURANCE	82,984.98
720120	52,194.18
RETIREMENT	52,194.18
720140	2,140.60
STATE UNEMPLOYMENT TAX	2,140.60
730100	3,909.47
OFFICE SUPPLIES	3,909.47
730160	5.13
CLOTHING	5.13
730240	286.42
FUEL	286.42
730250	100.00
SHOP SUPPLIES	100.00
730370	536.99
PERIODICALS	536.99
730390	15,128.90
MEDICAL SUPPLIES	15,128.90
740120	-
MEDICAL SERVICES	-
740140	82.90
VEHICLE MAINTENANCE	82.90
740510	1,124.89
PROFESSIONAL DEVELOPMENT	1,124.89
740512	14,253.00
PROFESSIONAL SERVICES	14,253.00
740530	1,512.15
MOBILE PHONE AND DATA	1,512.15
740540	182.30
TRAVEL EXPENSE	182.30
740550	24,998.84
SAFETY PROGRAM	24,998.84
740640	-
CONTRACT SERVICES	-
740660	2,468.70
EQUIPMENT RENTAL	2,468.70
740680	2,860.00
MEMBERSHIP/ASSOCIATION DUES	2,860.00
740952	-
BONDS-SURETY	-
750400	15,974.91
CAPITAL OUTLAY-FURNITURE FIXTURES AND EQUIPMENT	15,974.91
730101	90.21
FOOD SUPPLIES	90.21
2300	1,778,608.14
COUNTY CLERK	1,778,608.14
710100	92,711.16
SALARY/OFFICIAL-DEPARTMENT HEAD	92,711.16
710110	1,078,954.19
SALARY/REGULAR	1,078,954.19

710130	2,359.03
SALARY/OVERTIME	2,359.03
720100	86,219.76
SOCIAL SECURITY	86,219.76
720110	325,976.53
EMPLOYEE INSURANCE	325,976.53
720120	144,053.93
RETIREMENT	144,053.93
720140	8,919.67
STATE UNEMPLOYMENT TAX	8,919.67
730100	10,739.67
OFFICE SUPPLIES	10,739.67
730120	245.00
BOOK SUPPLEMENTS	245.00
730170	8,703.48
BIRTH CERTIFICATES	8,703.48
730210	4,374.65
DATA PROCESSING SUPPLIES	4,374.65
730250	79.44
SHOP SUPPLIES	79.44
740510	1,150.00
PROFESSIONAL DEVELOPMENT	1,150.00
740512	800.00
PROFESSIONAL SERVICES	800.00
740540	3,709.03
TRAVEL EXPENSE	3,709.03
740580	35.00
PRINTING	35.00
740660	10,677.60
EQUIPMENT RENTAL	10,677.60
740680	175.00
MEMBERSHIP/ASSOCIATION DUES	175.00
740690	-
COURT COST	-
790100	(1,275.00)
REIMBURSEMENTS CLEARING	(1,275.00)
2302	310,470.86
COURT COLLECTIONS	310,470.86
710110	187,896.51
SALARY/REGULAR	187,896.51
710130	103.00
SALARY/OVERTIME	103.00
720100	13,635.68
SOCIAL SECURITY	13,635.68
720110	55,746.20
EMPLOYEE INSURANCE	55,746.20
720120	23,067.58
RETIREMENT	23,067.58
720140	1,532.68
STATE UNEMPLOYMENT TAX	1,532.68
730100	409.68
OFFICE SUPPLIES	409.68
730110	6,693.71
POSTAGE	6,693.71
740512	2,151.69

PROFESSIONAL SERVICES	2,151.69
740640	16,305.97
CONTRACT SERVICES	16,305.97
740660	2,828.16
EQUIPMENT RENTAL	2,828.16
740680	100.00
MEMBERSHIP/ASSOCIATION DUES	100.00
2400	230,514.65
<b>VETERANS SERVICE</b>	<b>230,514.65</b>
710100	60,414.17
SALARY/OFFICIAL-DEPARTMENT HEAD	60,414.17
710110	95,504.52
SALARY/REGULAR	95,504.52
710130	(28.96)
SALARY/OVERTIME	(28.96)
720100	11,364.66
SOCIAL SECURITY	11,364.66
720110	39,200.60
EMPLOYEE INSURANCE	39,200.60
720120	19,127.84
RETIREMENT	19,127.84
720140	978.96
STATE UNEMPLOYMENT TAX	978.96
730100	1,378.90
OFFICE SUPPLIES	1,378.90
740660	2,363.96
EQUIPMENT RENTAL	2,363.96
740680	210.00
MEMBERSHIP/ASSOCIATION DUES	210.00
2500	1,316,131.73
<b>ELECTIONS ADMINISTRATOR</b>	<b>1,316,131.73</b>
710100	70,355.71
SALARY/OFFICIAL-DEPARTMENT HEAD	70,355.71
710110	717,976.35
SALARY/REGULAR	717,976.35
710130	107,789.49
SALARY/OVERTIME	107,789.49
720100	68,157.36
SOCIAL SECURITY	68,157.36
720110	107,799.56
EMPLOYEE INSURANCE	107,799.56
720120	52,206.82
RETIREMENT	52,206.82
720140	12,738.43
STATE UNEMPLOYMENT TAX	12,738.43
730100	11,799.96
OFFICE SUPPLIES	11,799.96
730140	1,218.60
JANITOR SUPPLIES	1,218.60
730210	6,324.47
DATA PROCESSING SUPPLIES	6,324.47
730240	203.55
FUEL	203.55
730250	1,128.92
SHOP SUPPLIES	1,128.92

730320	90.77
IT HARDWARE	90.77
730330	2,355.31
IT SOFTWARE	2,355.31
730370	234.64
PERIODICALS	234.64
740140	586.97
VEHICLE MAINTENANCE	586.97
740420	74.98
COURIER SERVICE	74.98
740510	1,650.00
PROFESSIONAL DEVELOPMENT	1,650.00
740512	110,896.27
PROFESSIONAL SERVICES	110,896.27
740530	7,542.64
MOBILE PHONE AND DATA	7,542.64
740540	3,952.55
TRAVEL EXPENSE	3,952.55
740580	25,070.71
PRINTING	25,070.71
740628	2,112.00
TELEPHONE-FIBER OPTIC-RESTRICTED	2,112.00
740640	1,010.96
CONTRACT SERVICES	1,010.96
740654	1,430.00
COMMUNITY BUILDING/VOTING BOX	1,430.00
740656	419.88
RENT AND LEASES	419.88
740660	614.66
EQUIPMENT RENTAL	614.66
740680	40.00
MEMBERSHIP/ASSOCIATION DUES	40.00
740970	98.26
FREIGHT AND HANDLING	98.26
730101	21.91
FOOD SUPPLIES	21.91
740625	230.00
REFUSE COLLECTION	230.00
2501	67,318.12
VOTER REGISTRATION	67,318.12
710110	18,066.97
SALARY/REGULAR	18,066.97
710130	5,277.63
SALARY/OVERTIME	5,277.63
720100	1,785.86
SOCIAL SECURITY	1,785.86
720140	544.54
STATE UNEMPLOYMENT TAX	544.54
730100	1,536.00
OFFICE SUPPLIES	1,536.00
730210	1,969.00
DATA PROCESSING SUPPLIES	1,969.00
730320	23,082.60
IT HARDWARE	23,082.60
730330	1,416.87

IT SOFTWARE	1,416.87
740510	616.20
PROFESSIONAL DEVELOPMENT	616.20
740512	1,173.45
PROFESSIONAL SERVICES	1,173.45
750400	11,849.00
CAPITAL OUTLAY-FURNITURE FIXTURES AND EQUIPMENT	11,849.00
2600	7,816,953.85
INFORMATION TECHNOLOGY	7,816,953.85
710100	94,814.11
SALARY/OFFICIAL-DEPARTMENT HEAD	94,814.11
710110	1,842,716.00
SALARY/REGULAR	1,842,716.00
710130	21,143.42
SALARY/OVERTIME	21,143.42
710140	4,058.79
SALARY/CELL PHONE ALLOWANCE	4,058.79
720100	145,899.79
SOCIAL SECURITY	145,899.79
720110	330,955.34
EMPLOYEE INSURANCE	330,955.34
720120	241,166.97
RETIREMENT	241,166.97
720140	7,535.67
STATE UNEMPLOYMENT TAX	7,535.67
730100	16,773.52
OFFICE SUPPLIES	16,773.52
730110	27,845.10
POSTAGE	27,845.10
730210	34,320.40
DATA PROCESSING SUPPLIES	34,320.40
730240	974.45
FUEL	974.45
730320	436,522.55
IT HARDWARE	436,522.55
730330	385,582.79
IT SOFTWARE	385,582.79
730332	37,585.62
TELEPHONE-REPAIRS/REPLACEMENT-RESTRICTED	37,585.62
730380	81.14
AUDIO/VISUAL SUPPLIES	81.14
740110	2,441,732.69
IT SOFTWARE MAINTENANCE	2,441,732.69
740140	4,817.05
VEHICLE MAINTENANCE	4,817.05
740420	7,721.08
COURIER SERVICE	7,721.08
740512	216,831.84
PROFESSIONAL SERVICES	216,831.84
740530	27,303.81
MOBILE PHONE AND DATA	27,303.81
740540	490.68
TRAVEL EXPENSE	490.68
740620	696.94
ELECTRICITY	696.94

740628	104,373.60
TELEPHONE-FIBER OPTIC-RESTRICTED	104,373.60
740640	120,554.43
CONTRACT SERVICES	120,554.43
740660	1,062.59
EQUIPMENT RENTAL	1,062.59
740662	359,496.36
LEASE TO PURCHASE	359,496.36
750400	28,200.65
CAPITAL OUTLAY-FURNITURE FIXTURES AND EQUIPMENT	28,200.65
750600	46,312.00
CAPITAL OUTLAY-VEHICLES	46,312.00
750800	149,705.18
MAJOR PROJECTS	149,705.18
790100	(8,712.20)
REIMBURSEMENTS CLEARING	(8,712.20)
740627	677,832.88
TELEPHONE-RESTRICTED	677,832.88
740100	10,558.61
IT HARDWARE MAINTENANCE	10,558.61
2700	2,536,673.50
DISTRICT CLERK	2,536,673.50
710100	87,617.14
SALARY/OFFICIAL-DEPARTMENT HEAD	87,617.14
710110	1,564,243.32
SALARY/REGULAR	1,564,243.32
710130	6,814.32
SALARY/OVERTIME	6,814.32
720100	121,492.93
SOCIAL SECURITY	121,492.93
720110	497,158.49
EMPLOYEE INSURANCE	497,158.49
720120	203,540.22
RETIREMENT	203,540.22
720140	14,658.74
STATE UNEMPLOYMENT TAX	14,658.74
730100	18,344.08
OFFICE SUPPLIES	18,344.08
730110	490.00
POSTAGE	490.00
740510	1,550.00
PROFESSIONAL DEVELOPMENT	1,550.00
740540	2,992.04
TRAVEL EXPENSE	2,992.04
740580	750.00
PRINTING	750.00
740660	18,260.16
EQUIPMENT RENTAL	18,260.16
740680	175.00
MEMBERSHIP/ASSOCIATION DUES	175.00
790100	(1,459.14)
REIMBURSEMENTS CLEARING	(1,459.14)
730101	46.20
FOOD SUPPLIES	46.20
2800	2,505,669.45

COUNTY ATTORNEY	2,505,669.45
710100	127,426.93
SALARY/OFFICIAL-DEPARTMENT HEAD	127,426.93
710110	1,571,812.88
SALARY/REGULAR	1,571,812.88
710130	(3,134.36)
SALARY/OVERTIME	(3,134.36)
710140	1,181.26
SALARY/CELL PHONE ALLOWANCE	1,181.26
710150	(1,500.00)
SALARY/SPECIAL PAY	(1,500.00)
720100	128,378.73
SOCIAL SECURITY	128,378.73
720110	276,230.36
EMPLOYEE INSURANCE	276,230.36
720120	215,787.60
RETIREMENT	215,787.60
720140	6,889.94
STATE UNEMPLOYMENT TAX	6,889.94
730100	11,131.11
OFFICE SUPPLIES	11,131.11
730120	29,799.57
BOOK SUPPLEMENTS	29,799.57
730370	116.92
PERIODICALS	116.92
740220	115,062.11
LEGAL/LITIGATION COSTS	115,062.11
740504	3,826.00
ONLINE SERVICES	3,826.00
740510	7,507.14
PROFESSIONAL DEVELOPMENT	7,507.14
740540	2,074.78
TRAVEL EXPENSE	2,074.78
740580	185.00
PRINTING	185.00
740640	1,018.62
CONTRACT SERVICES	1,018.62
740660	7,675.79
EQUIPMENT RENTAL	7,675.79
740680	3,648.00
MEMBERSHIP/ASSOCIATION DUES	3,648.00
740970	599.41
FREIGHT AND HANDLING	599.41
790100	(48.34)
REIMBURSEMENTS CLEARING	(48.34)
2801	41,818.89
COUNTY ATTORNEY STATE FUNDS	41,818.89
710150	36,250.00
SALARY/SPECIAL PAY	36,250.00
730100	364.94
OFFICE SUPPLIES	364.94
730270	121.95
LAW ENFORCEMENT SPECIFIC SUPPLIES	121.95
740220	(1,273.40)
LEGAL/LITIGATION COSTS	(1,273.40)

740230	557.00
LITIGATION EXPENSES	557.00
740510	225.00
PROFESSIONAL DEVELOPMENT	225.00
740512	3,400.00
PROFESSIONAL SERVICES	3,400.00
740680	900.00
MEMBERSHIP/ASSOCIATION DUES	900.00
740450	1,273.40
SERVICE/CITATIONS	1,273.40
3000	2,316,750.91
BUILDING CUSTODIAL SERVICES	2,316,750.91
710100	79,101.15
SALARY/OFFICIAL-DEPARTMENT HEAD	79,101.15
710110	1,266,505.77
SALARY/REGULAR	1,266,505.77
710130	82,274.04
SALARY/OVERTIME	82,274.04
720100	105,111.80
SOCIAL SECURITY	105,111.80
720110	327,167.25
EMPLOYEE INSURANCE	327,167.25
720120	175,200.29
RETIREMENT	175,200.29
720140	14,924.11
STATE UNEMPLOYMENT TAX	14,924.11
730100	2,205.58
OFFICE SUPPLIES	2,205.58
730140	158,083.02
JANITOR SUPPLIES	158,083.02
730220	14,248.64
REPLACEMENTS	14,248.64
730240	10,215.40
FUEL	10,215.40
730250	517.33
SHOP SUPPLIES	517.33
730260	2,179.20
VEHICLE SUPPLIES	2,179.20
730310	6,653.56
UNIFORMS	6,653.56
730390	122.15
MEDICAL SUPPLIES	122.15
740140	8,258.30
VEHICLE MAINTENANCE	8,258.30
740512	41,210.42
PROFESSIONAL SERVICES	41,210.42
740530	4,568.41
MOBILE PHONE AND DATA	4,568.41
740660	2,277.75
EQUIPMENT RENTAL	2,277.75
750400	15,926.74
CAPITAL OUTLAY-FURNITURE FIXTURES AND EQUIPMENT	15,926.74
3100	6,487,379.94
BUILDING MAINTENANCE/CONSTRUCTION	6,487,379.94
710100	87,764.07



SALARY/OFFICIAL-DEPARTMENT HEAD	87,764.07
710110	1,602,806.02
SALARY/REGULAR	1,602,806.02
710120	-
SALARY/OTHER	-
710130	107,103.93
SALARY/OVERTIME	107,103.93
720100	134,229.42
SOCIAL SECURITY	134,229.42
720110	411,166.72
EMPLOYEE INSURANCE	411,166.72
720120	222,750.76
RETIREMENT	222,750.76
720140	11,274.47
STATE UNEMPLOYMENT TAX	11,274.47
730100	1,788.57
OFFICE SUPPLIES	1,788.57
730140	29.50
JANITOR SUPPLIES	29.50
730220	544,629.33
REPLACEMENTS	544,629.33
730240	80,209.89
FUEL	80,209.89
730250	48,636.56
SHOP SUPPLIES	48,636.56
730262	163.83
RADIO SUPPLIES	163.83
730310	1,896.48
UNIFORMS	1,896.48
740140	21,614.62
VEHICLE MAINTENANCE	21,614.62
740150	31,831.67
LANDSCAPE MAINTENANCE	31,831.67
740510	3,619.75
PROFESSIONAL DEVELOPMENT	3,619.75
740512	141,835.57
PROFESSIONAL SERVICES	141,835.57
740530	10,057.80
MOBILE PHONE AND DATA	10,057.80
740620	2,020,772.60
ELECTRICITY	2,020,772.60
740622	82,157.36
GAS	82,157.36
740624	532,287.38
WATER AND SEWER	532,287.38
740640	122,012.48
CONTRACT SERVICES	122,012.48
740660	9,168.02
EQUIPMENT RENTAL	9,168.02
740750	73,740.86
REMODEL	73,740.86
750600	175,425.00
CAPITAL OUTLAY-VEHICLES	175,425.00
750800	50,704.19
MAJOR PROJECTS	50,704.19

790100	(42,296.91)
REIMBURSEMENTS CLEARING	(42,296.91)
3200	8,181,468.40
OTHER	8,181,468.40
720110	6,763,824.00
EMPLOYEE INSURANCE	6,763,824.00
740120	75,000.00
MEDICAL SERVICES	75,000.00
740500	-
ECONOMIC DEVELOPMENT	-
740512	414,406.25
PROFESSIONAL SERVICES	414,406.25
740640	912,024.15
CONTRACT SERVICES	912,024.15
740642	15,000.00
SOIL CONSERVATION	15,000.00
740690	1,214.00
COURT COST	1,214.00
3210	9,792,250.46
NON-DEPARTMENTAL	9,792,250.46
720110	3,956,000.00
EMPLOYEE INSURANCE	3,956,000.00
720130	950,000.00
WORKERS COMPENSATION	950,000.00
720140	-
STATE UNEMPLOYMENT TAX	-
730100	7,083.01
OFFICE SUPPLIES	7,083.01
730110	325,542.47
POSTAGE	325,542.47
730370	243.00
PERIODICALS	243.00
740220	-
LEGAL/LITIGATION COSTS	-
740310	-
APPOINTED ATTORNEY-CIVIL	-
740400	75,000.00
AUDIT	75,000.00
740500	1,931,341.99
ECONOMIC DEVELOPMENT	1,931,341.99
740502	1,568,498.85
CENTRAL APPRAISAL DISTRICT	1,568,498.85
740512	170,289.00
PROFESSIONAL SERVICES	170,289.00
740570	11,993.16
ADVERTISING	11,993.16
740580	21,422.00
PRINTING	21,422.00
740640	244,117.30
CONTRACT SERVICES	244,117.30
740642	-
SOIL CONSERVATION	-
740660	1,470.96
EQUIPMENT RENTAL	1,470.96
740680	25,999.84

MEMBERSHIP/ASSOCIATION DUES	25,999.84
740690	1,754.00
COURT COST	1,754.00
740700	500,000.00
INSURANCE/BOND PREMIUMS	500,000.00
740970	21.02
FREIGHT AND HANDLING	21.02
740627	1,045.11
TELEPHONE-RESTRICTED	1,045.11
740100	438.60
IT HARDWARE MAINTENANCE	438.60
730410	(9.85)
INVOICE TOLERANCE*	(9.85)
3220	128,100.31
ALTERNATE DISPUTE RESOLUTION	128,100.31
740512	128,100.31
PROFESSIONAL SERVICES	128,100.31
3230	100,589.85
DEPARTMENT OF PUBLIC SAFETY	100,589.85
710110	64,611.20
SALARY/REGULAR	64,611.20
710130	519.79
SALARY/OVERTIME	519.79
720100	4,787.93
SOCIAL SECURITY	4,787.93
720110	21,702.87
EMPLOYEE INSURANCE	21,702.87
720120	7,991.46
RETIREMENT	7,991.46
720140	527.38
STATE UNEMPLOYMENT TAX	527.38
730100	449.22
OFFICE SUPPLIES	449.22
3240	8,634.88
HISTORICAL COMMISSION	8,634.88
740512	8,634.88
PROFESSIONAL SERVICES	8,634.88
3250	43,671.73
CHILD WELFARE	43,671.73
710120	5,760.00
SALARY/OTHER	5,760.00
730100	31.70
OFFICE SUPPLIES	31.70
730160	11,296.00
CLOTHING	11,296.00
730170	500.00
BIRTH CERTIFICATES	500.00
740120	2,074.53
MEDICAL SERVICES	2,074.53
740512	148.62
PROFESSIONAL SERVICES	148.62
740530	-
MOBILE PHONE AND DATA	-
740560	2,672.82
TRANSPORTATION	2,672.82

740770	20,190.00
ALLOWANCE	20,190.00
740780	13.00
FOSTER CARE	13.00
740627	985.06
TELEPHONE-RESTRICTED	985.06
3300	833,174.87
<b>PURCHASING AGENT</b>	<b>833,174.87</b>
710100	93,734.67
SALARY/OFFICIAL-DEPARTMENT HEAD	93,734.67
710110	485,565.88
SALARY/REGULAR	485,565.88
710130	4,476.82
SALARY/OVERTIME	4,476.82
710140	254.73
SALARY/CELL PHONE ALLOWANCE	254.73
720100	42,952.52
SOCIAL SECURITY	42,952.52
720110	111,313.20
EMPLOYEE INSURANCE	111,313.20
720120	71,660.58
RETIREMENT	71,660.58
720140	2,840.80
STATE UNEMPLOYMENT TAX	2,840.80
730100	6,698.76
OFFICE SUPPLIES	6,698.76
740110	3,960.00
IT SOFTWARE MAINTENANCE	3,960.00
740140	63.29
VEHICLE MAINTENANCE	63.29
740510	7,440.00
PROFESSIONAL DEVELOPMENT	7,440.00
740530	683.82
MOBILE PHONE AND DATA	683.82
740540	830.80
TRAVEL EXPENSE	830.80
740580	65.00
PRINTING	65.00
740680	634.00
MEMBERSHIP/ASSOCIATION DUES	634.00
790100	-
REIMBURSEMENTS CLEARING	-
3400	1,590,568.90
<b>COUNTY AUDITOR</b>	<b>1,590,568.90</b>
710100	97,922.80
SALARY/OFFICIAL-DEPARTMENT HEAD	97,922.80
710110	1,010,356.54
SALARY/REGULAR	1,010,356.54
710130	6,867.95
SALARY/OVERTIME	6,867.95
720100	81,903.43
SOCIAL SECURITY	81,903.43
720110	216,724.10
EMPLOYEE INSURANCE	216,724.10
720120	136,828.78

RETIREMENT	136,828.78
720140	6,306.28
STATE UNEMPLOYMENT TAX	6,306.28
730100	12,556.46
OFFICE SUPPLIES	12,556.46
730240	103.03
FUEL	103.03
730260	250.00
VEHICLE SUPPLIES	250.00
730330	-
IT SOFTWARE	-
740140	1,000.50
VEHICLE MAINTENANCE	1,000.50
740510	9,214.00
PROFESSIONAL DEVELOPMENT	9,214.00
740512	39.99
PROFESSIONAL SERVICES	39.99
740530	1,083.03
MOBILE PHONE AND DATA	1,083.03
740540	850.42
TRAVEL EXPENSE	850.42
740640	-
CONTRACT SERVICES	-
740660	8,371.11
EQUIPMENT RENTAL	8,371.11
740680	1,274.00
MEMBERSHIP/ASSOCIATION DUES	1,274.00
740970	16.48
FREIGHT AND HANDLING	16.48
790100	(1,100.00)
REIMBURSEMENTS CLEARING	(1,100.00)
3500	230,003.66
BUDGET OFFICE	230,003.66
710100	87,499.96
SALARY/OFFICIAL-DEPARTMENT HEAD	87,499.96
710110	78,230.22
SALARY/REGULAR	78,230.22
710140	671.94
SALARY/CELL PHONE ALLOWANCE	671.94
720100	12,313.79
SOCIAL SECURITY	12,313.79
720110	27,957.76
EMPLOYEE INSURANCE	27,957.76
720120	20,417.56
RETIREMENT	20,417.56
720140	691.26
STATE UNEMPLOYMENT TAX	691.26
730100	182.46
OFFICE SUPPLIES	182.46
740530	190.15
MOBILE PHONE AND DATA	190.15
740640	295.12
CONTRACT SERVICES	295.12
740660	1,433.44
EQUIPMENT RENTAL	1,433.44

740680	120.00
MEMBERSHIP/ASSOCIATION DUES	120.00
3600	533,334.09
COUNTY TREASURER	533,334.09
710100	99,758.20
SALARY/OFFICIAL-DEPARTMENT HEAD	99,758.20
710110	253,835.64
SALARY/REGULAR	253,835.64
710130	8,789.09
SALARY/OVERTIME	8,789.09
720100	26,064.22
SOCIAL SECURITY	26,064.22
720110	74,468.51
EMPLOYEE INSURANCE	74,468.51
720120	44,464.39
RETIREMENT	44,464.39
720140	1,731.86
STATE UNEMPLOYMENT TAX	1,731.86
730100	4,841.12
OFFICE SUPPLIES	4,841.12
740510	2,049.00
PROFESSIONAL DEVELOPMENT	2,049.00
740540	707.64
TRAVEL EXPENSE	707.64
740580	105.46
PRINTING	105.46
740640	12,137.50
CONTRACT SERVICES	12,137.50
740660	3,593.96
EQUIPMENT RENTAL	3,593.96
740680	900.00
MEMBERSHIP/ASSOCIATION DUES	900.00
790100	(112.50)
REIMBURSEMENTS CLEARING	(112.50)
3700	3,206,168.05
TAX ASSESSOR/COLLECTOR	3,206,168.05
710100	107,966.42
SALARY/OFFICIAL-DEPARTMENT HEAD	107,966.42
710110	1,922,023.48
SALARY/REGULAR	1,922,023.48
710130	8,817.33
SALARY/OVERTIME	8,817.33
710140	671.94
SALARY/CELL PHONE ALLOWANCE	671.94
720100	149,192.68
SOCIAL SECURITY	149,192.68
720110	547,701.34
EMPLOYEE INSURANCE	547,701.34
720120	250,243.01
RETIREMENT	250,243.01
720140	15,282.12
STATE UNEMPLOYMENT TAX	15,282.12
730100	40,880.58
OFFICE SUPPLIES	40,880.58
730210	27,213.61

DATA PROCESSING SUPPLIES	27,213.61
740140	492.75
VEHICLE MAINTENANCE	492.75
740510	6,195.00
PROFESSIONAL DEVELOPMENT	6,195.00
740512	6,000.00
PROFESSIONAL SERVICES	6,000.00
740540	5,549.03
TRAVEL EXPENSE	5,549.03
740580	34,064.20
PRINTING	34,064.20
740640	83,100.28
CONTRACT SERVICES	83,100.28
740660	118.54
EQUIPMENT RENTAL	118.54
740680	3,590.00
MEMBERSHIP/ASSOCIATION DUES	3,590.00
790100	(2,934.26)
REIMBURSEMENTS CLEARING	(2,934.26)
3701	8,089.55
TAC SPECIAL INVENTORY TAX	8,089.55
740510	2,050.00
PROFESSIONAL DEVELOPMENT	2,050.00
740540	6,039.55
TRAVEL EXPENSE	6,039.55
4000	1,405,394.92
ENVIRONMENTAL HEALTH	1,405,394.92
710100	78,894.55
SALARY/OFFICIAL-DEPARTMENT HEAD	78,894.55
710110	893,291.38
SALARY/REGULAR	893,291.38
710120	-
SALARY/OTHER	-
720100	70,644.56
SOCIAL SECURITY	70,644.56
720110	194,798.10
EMPLOYEE INSURANCE	194,798.10
720120	119,333.25
RETIREMENT	119,333.25
720140	4,995.54
STATE UNEMPLOYMENT TAX	4,995.54
730100	8,029.53
OFFICE SUPPLIES	8,029.53
730240	2,355.15
FUEL	2,355.15
740140	945.52
VEHICLE MAINTENANCE	945.52
740510	1,008.00
PROFESSIONAL DEVELOPMENT	1,008.00
740528	16,521.01
PROFESSIONAL SERVICES-STORMWATER	16,521.01
740530	9,042.13
MOBILE PHONE AND DATA	9,042.13
740580	1,955.64
PRINTING	1,955.64

740660	3,249.56
EQUIPMENT RENTAL	3,249.56
740680	331.00
MEMBERSHIP/ASSOCIATION DUES	331.00
4001	387,756.05
PERMITS	387,756.05
710100	68,406.70
SALARY/OFFICIAL-DEPARTMENT HEAD	68,406.70
710110	185,256.97
SALARY/REGULAR	185,256.97
710140	671.94
SALARY/CELL PHONE ALLOWANCE	671.94
720100	18,566.64
SOCIAL SECURITY	18,566.64
720110	69,649.15
EMPLOYEE INSURANCE	69,649.15
720120	31,206.93
RETIREMENT	31,206.93
720140	1,819.08
STATE UNEMPLOYMENT TAX	1,819.08
730100	7,679.77
OFFICE SUPPLIES	7,679.77
740510	600.00
PROFESSIONAL DEVELOPMENT	600.00
740580	334.03
PRINTING	334.03
740660	3,264.84
EQUIPMENT RENTAL	3,264.84
740680	300.00
MEMBERSHIP/ASSOCIATION DUES	300.00
4100	3,472,112.42
ANIMAL SERVICES	3,472,112.42
710100	110,380.31
SALARY/OFFICIAL-DEPARTMENT HEAD	110,380.31
710110	1,429,643.11
SALARY/REGULAR	1,429,643.11
710130	91,980.78
SALARY/OVERTIME	91,980.78
710140	4,647.40
SALARY/CELL PHONE ALLOWANCE	4,647.40
720100	121,550.20
SOCIAL SECURITY	121,550.20
720110	440,567.59
EMPLOYEE INSURANCE	440,567.59
720120	200,817.74
RETIREMENT	200,817.74
720140	13,310.64
STATE UNEMPLOYMENT TAX	13,310.64
730100	193,839.42
OFFICE SUPPLIES	193,839.42
730220	14,455.59
REPLACEMENTS	14,455.59
730240	32,796.45
FUEL	32,796.45
730290	90,445.00



SPAY/NEUTER PROGRAM EXPENSE	90,445.00
730310	7,079.09
UNIFORMS	7,079.09
730390	421,837.32
MEDICAL SUPPLIES	421,837.32
740120	-
MEDICAL SERVICES	-
740140	31,994.65
VEHICLE MAINTENANCE	31,994.65
740410	777.04
TOLLS	777.04
740420	71.22
COURIER SERVICE	71.22
740510	5,190.35
PROFESSIONAL DEVELOPMENT	5,190.35
740512	12,336.36
PROFESSIONAL SERVICES	12,336.36
740530	7,301.79
MOBILE PHONE AND DATA	7,301.79
740580	659.91
PRINTING	659.91
740640	5,007.85
CONTRACT SERVICES	5,007.85
740660	17,178.72
EQUIPMENT RENTAL	17,178.72
750400	85,574.12
CAPITAL OUTLAY-FURNITURE FIXTURES AND EQUIPMENT	85,574.12
750600	133,421.99
CAPITAL OUTLAY-VEHICLES	133,421.99
790100	(752.22)
REIMBURSEMENTS CLEARING	(752.22)
4200	1,505,645.35
FORENSIC SERVICES	1,505,645.35
710100	194,023.27
SALARY/OFFICIAL-DEPARTMENT HEAD	194,023.27
710110	582,850.88
SALARY/REGULAR	582,850.88
710120	-
SALARY/OTHER	-
710130	27,822.01
SALARY/OVERTIME	27,822.01
720100	48,628.89
SOCIAL SECURITY	48,628.89
720110	91,757.70
EMPLOYEE INSURANCE	91,757.70
720120	96,637.09
RETIREMENT	96,637.09
720140	2,101.30
STATE UNEMPLOYMENT TAX	2,101.30
730100	7,320.29
OFFICE SUPPLIES	7,320.29
730110	1,830.48
POSTAGE	1,830.48
730220	1,462.00
REPLACEMENTS	1,462.00

730240	608.75
FUEL	608.75
730310	1,137.30
UNIFORMS	1,137.30
730390	42,711.18
MEDICAL SUPPLIES	42,711.18
740120	967.02
MEDICAL SERVICES	967.02
740140	89.77
VEHICLE MAINTENANCE	89.77
740420	276.00
COURIER SERVICE	276.00
740510	1,275.00
PROFESSIONAL DEVELOPMENT	1,275.00
740512	901.00
PROFESSIONAL SERVICES	901.00
740530	1,959.02
MOBILE PHONE AND DATA	1,959.02
740560	154,050.00
TRANSPORTATION	154,050.00
740640	240,124.12
CONTRACT SERVICES	240,124.12
740656	5,219.78
RENT AND LEASES	5,219.78
740660	262.50
EQUIPMENT RENTAL	262.50
740680	1,630.00
MEMBERSHIP/ASSOCIATION DUES	1,630.00
4300	(477.02)
MCCD-COUNTY APPROPRIATIONS (CDBG)	(477.02)
730100	29.71
OFFICE SUPPLIES	29.71
740512	(560.00)
PROFESSIONAL SERVICES	(560.00)
740660	53.27
EQUIPMENT RENTAL	53.27
4400	647,391.79
CONVENTION CENTER	647,391.79
710100	75,433.08
SALARY/OFFICIAL-DEPARTMENT HEAD	75,433.08
710110	226,961.88
SALARY/REGULAR	226,961.88
710120	-
SALARY/OTHER	-
710130	6,604.44
SALARY/OVERTIME	6,604.44
720100	22,796.38
SOCIAL SECURITY	22,796.38
720110	83,717.36
EMPLOYEE INSURANCE	83,717.36
720120	38,128.64
RETIREMENT	38,128.64
720140	2,242.14
STATE UNEMPLOYMENT TAX	2,242.14
730100	483.55

OFFICE SUPPLIES	483.55
730140	11,051.13
JANITOR SUPPLIES	11,051.13
730220	20,956.35
REPLACEMENTS	20,956.35
730240	3,609.51
FUEL	3,609.51
730250	6,816.68
SHOP SUPPLIES	6,816.68
730260	191.11
VEHICLE SUPPLIES	191.11
730310	1,041.86
UNIFORMS	1,041.86
730320	63.80
IT HARDWARE	63.80
730350	5,256.47
AGRICULTURE SUPPLIES	5,256.47
730370	104.00
PERIODICALS	104.00
730380	1,978.00
AUDIO/VISUAL SUPPLIES	1,978.00
740140	7,945.91
VEHICLE MAINTENANCE	7,945.91
740150	59,951.16
LANDSCAPE MAINTENANCE	59,951.16
740530	3,292.58
MOBILE PHONE AND DATA	3,292.58
740540	705.80
TRAVEL EXPENSE	705.80
740570	1,710.94
ADVERTISING	1,710.94
740640	63,031.64
CONTRACT SERVICES	63,031.64
740660	3,242.38
EQUIPMENT RENTAL	3,242.38
740680	605.00
MEMBERSHIP/ASSOCIATION DUES	605.00
790100	(530.00)
REIMBURSEMENTS CLEARING	(530.00)
4500	6,517,572.58
MEMORIAL LIBRARY	6,517,572.58
710100	101,630.96
SALARY/OFFICIAL-DEPARTMENT HEAD	101,630.96
710110	3,888,106.15
SALARY/REGULAR	3,888,106.15
710130	55.88
SALARY/OVERTIME	55.88
720100	293,191.87
SOCIAL SECURITY	293,191.87
720110	1,051,392.70
EMPLOYEE INSURANCE	1,051,392.70
720120	489,164.64
RETIREMENT	489,164.64
720140	35,349.10
STATE UNEMPLOYMENT TAX	35,349.10

730100	37,877.59
OFFICE SUPPLIES	37,877.59
730210	8,337.22
DATA PROCESSING SUPPLIES	8,337.22
730220	6,070.07
REPLACEMENTS	6,070.07
730240	2,975.47
FUEL	2,975.47
730370	73,704.05
PERIODICALS	73,704.05
730380	100,540.58
AUDIO/VISUAL SUPPLIES	100,540.58
740140	2,757.72
VEHICLE MAINTENANCE	2,757.72
740510	1,342.00
PROFESSIONAL DEVELOPMENT	1,342.00
740512	136,522.35
PROFESSIONAL SERVICES	136,522.35
740530	713.49
MOBILE PHONE AND DATA	713.49
740540	1,165.03
TRAVEL EXPENSE	1,165.03
740580	720.00
PRINTING	720.00
740640	13,134.62
CONTRACT SERVICES	13,134.62
740660	7,112.52
EQUIPMENT RENTAL	7,112.52
750700	265,744.56
CAPITAL OUTLAY-BOOKS	265,744.56
790100	(35.99)
REIMBURSEMENTS CLEARING	(35.99)
4600	487,582.25
EXTENSION AGENTS	487,582.25
710110	180,092.78
SALARY/REGULAR	180,092.78
710120	136,354.13
SALARY/OTHER	136,354.13
710130	646.90
SALARY/OVERTIME	646.90
720100	24,169.10
SOCIAL SECURITY	24,169.10
720110	92,672.30
EMPLOYEE INSURANCE	92,672.30
720120	24,102.95
RETIREMENT	24,102.95
720140	2,792.72
STATE UNEMPLOYMENT TAX	2,792.72
730100	3,605.41
OFFICE SUPPLIES	3,605.41
730370	87.00
PERIODICALS	87.00
740510	1,410.00
PROFESSIONAL DEVELOPMENT	1,410.00
740512	75.00

PROFESSIONAL SERVICES	75.00
740530	741.36
MOBILE PHONE AND DATA	741.36
740540	10,051.75
TRAVEL EXPENSE	10,051.75
740660	9,420.85
EQUIPMENT RENTAL	9,420.85
740680	1,360.00
MEMBERSHIP/ASSOCIATION DUES	1,360.00
5000	459,945.87
AIRPORT	459,945.87
710100	77,008.93
SALARY/OFFICIAL-DEPARTMENT HEAD	77,008.93
710110	217,735.56
SALARY/REGULAR	217,735.56
710130	3,417.53
SALARY/OVERTIME	3,417.53
710140	494.73
SALARY/CELL PHONE ALLOWANCE	494.73
720100	23,529.70
SOCIAL SECURITY	23,529.70
720110	56,942.81
EMPLOYEE INSURANCE	56,942.81
720120	36,645.13
RETIREMENT	36,645.13
720140	2,142.80
STATE UNEMPLOYMENT TAX	2,142.80
730100	336.53
OFFICE SUPPLIES	336.53
730220	14,777.59
REPLACEMENTS	14,777.59
730240	4,860.42
FUEL	4,860.42
730250	500.41
SHOP SUPPLIES	500.41
730310	358.00
UNIFORMS	358.00
740140	1,683.64
VEHICLE MAINTENANCE	1,683.64
740150	7,570.50
LANDSCAPE MAINTENANCE	7,570.50
740420	21.88
COURIER SERVICE	21.88
740512	7,637.41
PROFESSIONAL SERVICES	7,637.41
740528	500.00
PROFESSIONAL SERVICES-STORMWATER	500.00
740530	1,619.41
MOBILE PHONE AND DATA	1,619.41
740540	400.00
TRAVEL EXPENSE	400.00
740580	269.93
PRINTING	269.93
740622	298.55
GAS	298.55

740640	95.00
CONTRACT SERVICES	95.00
740680	590.00
MEMBERSHIP/ASSOCIATION DUES	590.00
740260	12.47
INTEREST ON CREDIT CARDS	12.47
740625	496.94
REFUSE COLLECTION	496.94
5050	256,755.67
CUSTOMS	256,755.67
740512	256,381.57
PROFESSIONAL SERVICES	256,381.57
740640	374.10
CONTRACT SERVICES	374.10
5060	23,638.73
ARF	23,638.73
730270	23,113.79
LAW ENFORCEMENT SPECIFIC SUPPLIES	23,113.79
740140	350.00
VEHICLE MAINTENANCE	350.00
740512	174.94
PROFESSIONAL SERVICES	174.94
5100	8,520,771.64
DISTRICT ATTORNEY	8,520,771.64
710100	27,392.09
SALARY/OFFICIAL-DEPARTMENT HEAD	27,392.09
710110	5,899,053.16
SALARY/REGULAR	5,899,053.16
710120	-
SALARY/OTHER	-
710130	6,624.18
SALARY/OVERTIME	6,624.18
710140	671.94
SALARY/CELL PHONE ALLOWANCE	671.94
710150	127,109.73
SALARY/SPECIAL PAY	127,109.73
720100	442,979.82
SOCIAL SECURITY	442,979.82
720110	916,615.41
EMPLOYEE INSURANCE	916,615.41
720120	744,553.77
RETIREMENT	744,553.77
720140	23,050.77
STATE UNEMPLOYMENT TAX	23,050.77
730100	42,415.75
OFFICE SUPPLIES	42,415.75
730120	5,070.70
BOOK SUPPLEMENTS	5,070.70
730240	24,156.70
FUEL	24,156.70
730270	1,485.00
LAW ENFORCEMENT SPECIFIC SUPPLIES	1,485.00
730310	5,209.73
UNIFORMS	5,209.73
730330	18,965.00

IT SOFTWARE	18,965.00
740110	-
IT SOFTWARE MAINTENANCE	-
740140	54,653.51
VEHICLE MAINTENANCE	54,653.51
740160	(183.89)
SPECIAL INVESTIGATION	(183.89)
740420	178.44
COURIER SERVICE	178.44
740460	373.26
INVESTIGATOR	373.26
740478	9,000.00
EXPERT WITNESS-PSYCHIATRIC EVALUATION	9,000.00
740484	426.67
COURT REPORTER TRANSCRIPT	426.67
740504	5,836.48
ONLINE SERVICES	5,836.48
740510	21,742.00
PROFESSIONAL DEVELOPMENT	21,742.00
740512	27,162.15
PROFESSIONAL SERVICES	27,162.15
740530	21,562.74
MOBILE PHONE AND DATA	21,562.74
740540	8,069.89
TRAVEL EXPENSE	8,069.89
740640	34,470.57
CONTRACT SERVICES	34,470.57
740660	52,511.16
EQUIPMENT RENTAL	52,511.16
740680	960.00
MEMBERSHIP/ASSOCIATION DUES	960.00
740970	598.26
FREIGHT AND HANDLING	598.26
790100	(1,943.35)
REIMBURSEMENTS CLEARING	(1,943.35)
5101	10,015.88
DISTRICT ATTORNEY STATE FUNDS	10,015.88
710110	57.70
SALARY/REGULAR	57.70
710150	7,306.75
SALARY/SPECIAL PAY	7,306.75
720100	500.60
SOCIAL SECURITY	500.60
720110	1,285.66
EMPLOYEE INSURANCE	1,285.66
720120	823.23
RETIREMENT	823.23
720140	41.94
STATE UNEMPLOYMENT TAX	41.94
5200	754,512.21
OFFICE OF HOMELAND SECURITY & EMERGENCY MANAGEMENT	754,512.21
710100	39,091.84
SALARY/OFFICIAL-DEPARTMENT HEAD	39,091.84
710110	287,353.74
SALARY/REGULAR	287,353.74

710130	10,764.49
SALARY/OVERTIME	10,764.49
720100	24,920.53
SOCIAL SECURITY	24,920.53
720110	53,495.03
EMPLOYEE INSURANCE	53,495.03
720120	41,380.75
RETIREMENT	41,380.75
720140	1,314.43
STATE UNEMPLOYMENT TAX	1,314.43
730100	2,499.92
OFFICE SUPPLIES	2,499.92
730240	7,510.78
FUEL	7,510.78
730250	2,479.15
SHOP SUPPLIES	2,479.15
740140	1,076.06
VEHICLE MAINTENANCE	1,076.06
740510	400.72
PROFESSIONAL DEVELOPMENT	400.72
740512	242,268.57
PROFESSIONAL SERVICES	242,268.57
740530	3,471.18
MOBILE PHONE AND DATA	3,471.18
740640	1,011.94
CONTRACT SERVICES	1,011.94
740660	10,524.45
EQUIPMENT RENTAL	10,524.45
790100	(429.12)
REIMBURSEMENTS CLEARING	(429.12)
730101	26,423.00
FOOD SUPPLIES	26,423.00
790900	(1,045.25)
CARRYOVER FROM PREVIOUS YEAR	(1,045.25)
5300	695,030.54
FIRE MARSHAL - INVESTIGATIONS	695,030.54
710100	91,681.90
SALARY/OFFICIAL-DEPARTMENT HEAD	91,681.90
710110	351,231.62
SALARY/REGULAR	351,231.62
710130	12,752.21
SALARY/OVERTIME	12,752.21
710150	14,196.00
SALARY/SPECIAL PAY	14,196.00
720100	35,339.61
SOCIAL SECURITY	35,339.61
720110	57,749.91
EMPLOYEE INSURANCE	57,749.91
720120	57,652.27
RETIREMENT	57,652.27
720140	1,981.88
STATE UNEMPLOYMENT TAX	1,981.88
730100	249.77
OFFICE SUPPLIES	249.77
730240	18,625.43



FUEL	18,625.43
730250	7,874.03
SHOP SUPPLIES	7,874.03
730270	4,421.36
LAW ENFORCEMENT SPECIFIC SUPPLIES	4,421.36
730280	2,520.13
CANINE EXPENSES	2,520.13
730310	395.62
UNIFORMS	395.62
740140	8,210.28
VEHICLE MAINTENANCE	8,210.28
740420	44.51
COURIER SERVICE	44.51
740510	5,196.00
PROFESSIONAL DEVELOPMENT	5,196.00
740530	4,381.84
MOBILE PHONE AND DATA	4,381.84
740540	17,592.51
TRAVEL EXPENSE	17,592.51
740660	1,741.80
EQUIPMENT RENTAL	1,741.80
740680	1,201.94
MEMBERSHIP/ASSOCIATION DUES	1,201.94
790100	(10.08)
REIMBURSEMENTS CLEARING	(10.08)
5301	649,934.05
<b>FIRE MARSHAL - INSPECTIONS</b>	<b>649,934.05</b>
710110	420,527.56
SALARY/REGULAR	420,527.56
710130	11,521.41
SALARY/OVERTIME	11,521.41
720100	31,421.54
SOCIAL SECURITY	31,421.54
720110	76,059.52
EMPLOYEE INSURANCE	76,059.52
720120	53,012.26
RETIREMENT	53,012.26
720140	2,444.51
STATE UNEMPLOYMENT TAX	2,444.51
730100	492.88
OFFICE SUPPLIES	492.88
730240	8,805.18
FUEL	8,805.18
730250	11,910.12
SHOP SUPPLIES	11,910.12
730270	92.27
LAW ENFORCEMENT SPECIFIC SUPPLIES	92.27
730310	35.48
UNIFORMS	35.48
740110	4,605.80
IT SOFTWARE MAINTENANCE	4,605.80
740140	5,759.15
VEHICLE MAINTENANCE	5,759.15
740504	928.04
ONLINE SERVICES	928.04

740510	1,135.00
PROFESSIONAL DEVELOPMENT	1,135.00
740530	7,578.29
MOBILE PHONE AND DATA	7,578.29
740540	1,035.00
TRAVEL EXPENSE	1,035.00
740580	120.00
PRINTING	120.00
740660	2,108.88
EQUIPMENT RENTAL	2,108.88
740680	1,463.16
MEMBERSHIP/ASSOCIATION DUES	1,463.16
750400	8,878.00
CAPITAL OUTLAY-FURNITURE FIXTURES AND EQUIPMENT	8,878.00
5400	1,239,330.31
JUVENILE PROBATION-ADMINISTRATIVE	1,239,330.31
710100	104,603.28
SALARY/OFFICIAL-DEPARTMENT HEAD	104,603.28
710110	726,881.02
SALARY/REGULAR	726,881.02
710130	719.39
SALARY/OVERTIME	719.39
710140	417.19
SALARY/CELL PHONE ALLOWANCE	417.19
720100	60,993.85
SOCIAL SECURITY	60,993.85
720110	220,090.27
EMPLOYEE INSURANCE	220,090.27
720120	102,162.97
RETIREMENT	102,162.97
720140	5,775.94
STATE UNEMPLOYMENT TAX	5,775.94
730100	1,684.15
OFFICE SUPPLIES	1,684.15
730240	38.27
FUEL	38.27
740140	33.71
VEHICLE MAINTENANCE	33.71
740512	(250.00)
PROFESSIONAL SERVICES	(250.00)
740516	(3,463.00)
PROFESSIONAL SERVICES-URINALYSIS	(3,463.00)
740518	(3,085.00)
PROFESSIONAL SERVICES-POLYGRAPH	(3,085.00)
740530	420.95
MOBILE PHONE AND DATA	420.95
740540	739.50
TRAVEL EXPENSE	739.50
740660	21,937.82
EQUIPMENT RENTAL	21,937.82
740790	(20.00)
ELECTRONIC MONITORING	(20.00)
740810	(350.00)
PURCHASED RESIDENTIAL SERVICE-EXTERNAL CONT	(350.00)
5401	2,542,124.16

JUVENILE PROBATION-DETENTION	2,542,124.16
710100	5,009.90
SALARY/OFFICIAL-DEPARTMENT HEAD	5,009.90
710110	1,644,107.65
SALARY/REGULAR	1,644,107.65
710130	13,873.08
SALARY/OVERTIME	13,873.08
710140	671.94
SALARY/CELL PHONE ALLOWANCE	671.94
720100	123,977.90
SOCIAL SECURITY	123,977.90
720110	439,865.45
EMPLOYEE INSURANCE	439,865.45
720120	204,129.41
RETIREMENT	204,129.41
720140	14,916.01
STATE UNEMPLOYMENT TAX	14,916.01
730100	5,016.00
OFFICE SUPPLIES	5,016.00
730140	8,372.78
JANITOR SUPPLIES	8,372.78
730150	207.16
INMATE SUPPLIES	207.16
730160	1,947.92
CLOTHING	1,947.92
730220	12,512.28
REPLACEMENTS	12,512.28
730310	200.04
UNIFORMS	200.04
730390	(0.00)
MEDICAL SUPPLIES	(0.00)
740120	7,500.00
MEDICAL SERVICES	7,500.00
740130	12,500.00
PHYSICIAN SERVICES	12,500.00
740140	3,603.42
VEHICLE MAINTENANCE	3,603.42
740512	22,025.91
PROFESSIONAL SERVICES	22,025.91
740530	45.00
MOBILE PHONE AND DATA	45.00
740660	612.28
EQUIPMENT RENTAL	612.28
740694	6,249.60
FOOD SERVICE	6,249.60
730101	14,780.43
FOOD SUPPLIES	14,780.43
5402	129.80
JUVENILE PROBATION-LOCAL	129.80
730100	129.80
OFFICE SUPPLIES	129.80
5500	2,941,508.41
ADULT PROBATION	2,941,508.41
710100	108,419.07
SALARY/OFFICIAL-DEPARTMENT HEAD	108,419.07

710110	2,315,114.14
SALARY/REGULAR	2,315,114.14
710130	2,454.19
SALARY/OVERTIME	2,454.19
710140	8,122.40
SALARY/CELL PHONE ALLOWANCE	8,122.40
720100	174,991.08
SOCIAL SECURITY	174,991.08
720110	1,807.08
EMPLOYEE INSURANCE	1,807.08
720120	298,664.99
RETIREMENT	298,664.99
720140	16,553.91
STATE UNEMPLOYMENT TAX	16,553.91
730100	1,655.08
OFFICE SUPPLIES	1,655.08
740660	12,505.82
EQUIPMENT RENTAL	12,505.82
740100	1,220.65
IT HARDWARE MAINTENANCE	1,220.65
5501	-
BOND SUPERVISION	-
710110	-
SALARY/REGULAR	-
5600	24,089.30
COMMISSIONS	24,089.30
730100	2,208.78
OFFICE SUPPLIES	2,208.78
730220	3,809.55
REPLACEMENTS	3,809.55
730270	8,655.41
LAW ENFORCEMENT SPECIFIC SUPPLIES	8,655.41
730310	266.00
UNIFORMS	266.00
740140	3,204.08
VEHICLE MAINTENANCE	3,204.08
790900	5,945.48
CARRYOVER FROM PREVIOUS YEAR	5,945.48
5602	62,534.71
LEOSE	62,534.71
740510	61,693.21
PROFESSIONAL DEVELOPMENT	61,693.21
740540	841.50
TRAVEL EXPENSE	841.50
6000	1,602,344.24
SHERIFF	1,602,344.24
710100	122,037.73
SALARY/OFFICIAL-DEPARTMENT HEAD	122,037.73
710110	992,314.76
SALARY/REGULAR	992,314.76
710130	98,599.09
SALARY/OVERTIME	98,599.09
720100	89,291.11
SOCIAL SECURITY	89,291.11
720110	112,453.35

EMPLOYEE INSURANCE	112,453.35
720120	148,824.16
RETIREMENT	148,824.16
720140	2,997.42
STATE UNEMPLOYMENT TAX	2,997.42
730100	7,284.57
OFFICE SUPPLIES	7,284.57
740510	4,015.00
PROFESSIONAL DEVELOPMENT	4,015.00
740530	10,063.30
MOBILE PHONE AND DATA	10,063.30
740540	3,750.44
TRAVEL EXPENSE	3,750.44
740580	2,495.63
PRINTING	2,495.63
740640	5,722.37
CONTRACT SERVICES	5,722.37
740660	2,974.32
EQUIPMENT RENTAL	2,974.32
790100	(595.00)
REIMBURSEMENTS CLEARING	(595.00)
740260	115.99
INTEREST ON CREDIT CARDS	115.99
6100	2,992,664.78
SHERIFF HOMELAND SECURITY	2,992,664.78
710110	1,988,029.55
SALARY/REGULAR	1,988,029.55
710130	81,975.54
SALARY/OVERTIME	81,975.54
710150	13,050.00
SALARY/SPECIAL PAY	13,050.00
720100	154,564.52
SOCIAL SECURITY	154,564.52
720110	377,310.50
EMPLOYEE INSURANCE	377,310.50
720120	255,655.33
RETIREMENT	255,655.33
720140	12,738.88
STATE UNEMPLOYMENT TAX	12,738.88
730100	2,346.04
OFFICE SUPPLIES	2,346.04
730140	1,422.14
JANITOR SUPPLIES	1,422.14
730220	12,614.35
REPLACEMENTS	12,614.35
730270	85,997.24
LAW ENFORCEMENT SPECIFIC SUPPLIES	85,997.24
740510	-
PROFESSIONAL DEVELOPMENT	-
740512	1,440.00
PROFESSIONAL SERVICES	1,440.00
740530	4,612.85
MOBILE PHONE AND DATA	4,612.85
740540	626.75
TRAVEL EXPENSE	626.75

740580	46.09
PRINTING	46.09
740640	235.00
CONTRACT SERVICES	235.00
730360	-
ARMORY EXPENSE	-
6201	1,999,343.64
SHERIFF HOMICIDE VIOLENT CRIME	1,999,343.64
710110	1,321,669.22
SALARY/REGULAR	1,321,669.22
710130	107,803.00
SALARY/OVERTIME	107,803.00
720100	106,795.83
SOCIAL SECURITY	106,795.83
720110	237,053.01
EMPLOYEE INSURANCE	237,053.01
720120	175,155.14
RETIREMENT	175,155.14
720140	5,916.13
STATE UNEMPLOYMENT TAX	5,916.13
730100	21,944.99
OFFICE SUPPLIES	21,944.99
740510	3,465.00
PROFESSIONAL DEVELOPMENT	3,465.00
740530	11,923.08
MOBILE PHONE AND DATA	11,923.08
740540	1,132.35
TRAVEL EXPENSE	1,132.35
740580	738.33
PRINTING	738.33
740640	626.00
CONTRACT SERVICES	626.00
740660	6,400.56
EQUIPMENT RENTAL	6,400.56
790100	(1,279.00)
REIMBURSEMENTS CLEARING	(1,279.00)
6202	1,357,101.82
SHERIFF ORGANIZED CRIME	1,357,101.82
710110	920,981.99
SALARY/REGULAR	920,981.99
710130	47,714.47
SALARY/OVERTIME	47,714.47
720100	72,155.82
SOCIAL SECURITY	72,155.82
720110	162,354.02
EMPLOYEE INSURANCE	162,354.02
720120	118,859.26
RETIREMENT	118,859.26
720140	3,939.54
STATE UNEMPLOYMENT TAX	3,939.54
730100	2,835.96
OFFICE SUPPLIES	2,835.96
730270	894.56
LAW ENFORCEMENT SPECIFIC SUPPLIES	894.56
730370	1,152.00

PERIODICALS	1,152.00
740504	2,881.00
ONLINE SERVICES	2,881.00
740510	2,492.00
PROFESSIONAL DEVELOPMENT	2,492.00
740512	200.00
PROFESSIONAL SERVICES	200.00
740530	12,724.70
MOBILE PHONE AND DATA	12,724.70
740540	1,731.98
TRAVEL EXPENSE	1,731.98
740640	4,699.16
CONTRACT SERVICES	4,699.16
740660	1,783.32
EQUIPMENT RENTAL	1,783.32
790100	(297.96)
REIMBURSEMENTS CLEARING	(297.96)
6300	29,657.39
SHERIFF PATROL	29,657.39
710110	13,760.00
SALARY/REGULAR	13,760.00
710130	5,364.25
SALARY/OVERTIME	5,364.25
720100	1,410.80
SOCIAL SECURITY	1,410.80
720110	3,144.30
EMPLOYEE INSURANCE	3,144.30
720120	2,346.54
RETIREMENT	2,346.54
730270	3,538.36
LAW ENFORCEMENT SPECIFIC SUPPLIES	3,538.36
740530	93.14
MOBILE PHONE AND DATA	93.14
6301	8,070,782.85
SHERIFF PATROL EAST	8,070,782.85
710110	5,498,280.08
SALARY/REGULAR	5,498,280.08
710130	138,930.48
SALARY/OVERTIME	138,930.48
710150	15,234.00
SALARY/SPECIAL PAY	15,234.00
720100	420,171.05
SOCIAL SECURITY	420,171.05
720110	1,153,943.50
EMPLOYEE INSURANCE	1,153,943.50
720120	693,554.96
RETIREMENT	693,554.96
720140	31,773.51
STATE UNEMPLOYMENT TAX	31,773.51
730100	7,975.33
OFFICE SUPPLIES	7,975.33
730130	190.87
ESTRAY EXPENSE	190.87
730240	12,943.63
FUEL	12,943.63

730270	26,966.22
LAW ENFORCEMENT SPECIFIC SUPPLIES	26,966.22
740510	250.00
PROFESSIONAL DEVELOPMENT	250.00
740512	53.70
PROFESSIONAL SERVICES	53.70
740530	50,608.98
MOBILE PHONE AND DATA	50,608.98
740580	5,175.66
PRINTING	5,175.66
740660	14,730.88
EQUIPMENT RENTAL	14,730.88
750400	-
CAPITAL OUTLAY-FURNITURE FIXTURES AND EQUIPMENT	-
6302	6,090,247.33
SHERIFF PATROL WEST	6,090,247.33
710110	4,149,903.60
SALARY/REGULAR	4,149,903.60
710130	121,842.96
SALARY/OVERTIME	121,842.96
710150	3,450.00
SALARY/SPECIAL PAY	3,450.00
720100	316,714.99
SOCIAL SECURITY	316,714.99
720110	823,638.34
EMPLOYEE INSURANCE	823,638.34
720120	524,566.86
RETIREMENT	524,566.86
720140	21,752.88
STATE UNEMPLOYMENT TAX	21,752.88
730100	4,582.35
OFFICE SUPPLIES	4,582.35
730130	8,838.70
ESTRAY EXPENSE	8,838.70
730240	13,244.68
FUEL	13,244.68
730270	21,657.04
LAW ENFORCEMENT SPECIFIC SUPPLIES	21,657.04
740510	4,594.96
PROFESSIONAL DEVELOPMENT	4,594.96
740512	1,040.81
PROFESSIONAL SERVICES	1,040.81
740530	39,024.98
MOBILE PHONE AND DATA	39,024.98
740540	1,296.30
TRAVEL EXPENSE	1,296.30
740580	2,117.36
PRINTING	2,117.36
740640	3,094.00
CONTRACT SERVICES	3,094.00
740660	11,671.80
EQUIPMENT RENTAL	11,671.80
750400	6,691.00
CAPITAL OUTLAY-FURNITURE FIXTURES AND EQUIPMENT	6,691.00
750600	13,131.47



CAPITAL OUTLAY-VEHICLES	13,131.47
790100	(2,607.75)
REIMBURSEMENTS CLEARING	(2,607.75)
6303	7,556,279.12
SHERIFF PATROL SOUTH	7,556,279.12
710110	4,781,486.97
SALARY/REGULAR	4,781,486.97
710130	549,262.50
SALARY/OVERTIME	549,262.50
710150	5,184.00
SALARY/SPECIAL PAY	5,184.00
720100	407,149.32
SOCIAL SECURITY	407,149.32
720110	976,624.83
EMPLOYEE INSURANCE	976,624.83
720120	654,762.56
RETIREMENT	654,762.56
720140	26,147.30
STATE UNEMPLOYMENT TAX	26,147.30
730100	4,351.10
OFFICE SUPPLIES	4,351.10
730270	10,277.32
LAW ENFORCEMENT SPECIFIC SUPPLIES	10,277.32
740510	825.00
PROFESSIONAL DEVELOPMENT	825.00
740512	76.58
PROFESSIONAL SERVICES	76.58
740530	44,468.44
MOBILE PHONE AND DATA	44,468.44
740580	7,679.11
PRINTING	7,679.11
740640	85.00
CONTRACT SERVICES	85.00
740660	6,459.48
EQUIPMENT RENTAL	6,459.48
750600	81,439.61
CAPITAL OUTLAY-VEHICLES	81,439.61
6401	3,318,227.66
SHERIFF DISPATCH	3,318,227.66
710110	2,111,900.48
SALARY/REGULAR	2,111,900.48
710130	135,202.49
SALARY/OVERTIME	135,202.49
720100	177,445.15
SOCIAL SECURITY	177,445.15
720110	557,804.33
EMPLOYEE INSURANCE	557,804.33
720120	275,741.47
RETIREMENT	275,741.47
720140	16,436.53
STATE UNEMPLOYMENT TAX	16,436.53
730100	24,418.84
OFFICE SUPPLIES	24,418.84
730320	2,435.70
IT HARDWARE	2,435.70

740110	9,495.00
IT SOFTWARE MAINTENANCE	9,495.00
740510	2,292.00
PROFESSIONAL DEVELOPMENT	2,292.00
740530	2,291.83
MOBILE PHONE AND DATA	2,291.83
740660	2,763.84
EQUIPMENT RENTAL	2,763.84
6402	1,732,945.65
<b>SHERIFF CRIME LAB</b>	<b>1,732,945.65</b>
710110	922,138.40
SALARY/REGULAR	922,138.40
710130	45,302.25
SALARY/OVERTIME	45,302.25
720100	156,592.12
SOCIAL SECURITY	156,592.12
720110	188,387.77
EMPLOYEE INSURANCE	188,387.77
720120	118,704.83
RETIREMENT	118,704.83
720140	4,997.34
STATE UNEMPLOYMENT TAX	4,997.34
730100	14,787.65
OFFICE SUPPLIES	14,787.65
730220	5,047.89
REPLACEMENTS	5,047.89
730270	56,525.64
LAW ENFORCEMENT SPECIFIC SUPPLIES	56,525.64
730330	44.00
IT SOFTWARE	44.00
740110	89,698.74
IT SOFTWARE MAINTENANCE	89,698.74
740390	13,079.75
FORENSIC SERVICES-RESTRICTED	13,079.75
740510	8,615.00
PROFESSIONAL DEVELOPMENT	8,615.00
740512	14,945.94
PROFESSIONAL SERVICES	14,945.94
740530	5,886.90
MOBILE PHONE AND DATA	5,886.90
740540	9,393.90
TRAVEL EXPENSE	9,393.90
740660	3,682.56
EQUIPMENT RENTAL	3,682.56
750400	75,114.97
CAPITAL OUTLAY-FURNITURE FIXTURES AND EQUIPMENT	75,114.97
6403	2,723,981.13
<b>SHERIFF FLEET</b>	<b>2,723,981.13</b>
710110	303,570.81
SALARY/REGULAR	303,570.81
710130	16,378.03
SALARY/OVERTIME	16,378.03
720100	24,352.73
SOCIAL SECURITY	24,352.73
720110	66,408.81

EMPLOYEE INSURANCE	66,408.81
720120	39,257.70
RETIREMENT	39,257.70
720140	1,968.60
STATE UNEMPLOYMENT TAX	1,968.60
730100	1,279.04
OFFICE SUPPLIES	1,279.04
730220	11,604.75
REPLACEMENTS	11,604.75
730240	606,120.95
FUEL	606,120.95
730250	3,398.82
SHOP SUPPLIES	3,398.82
730260	359,612.05
VEHICLE SUPPLIES	359,612.05
740110	24,489.53
IT SOFTWARE MAINTENANCE	24,489.53
740140	49,611.96
VEHICLE MAINTENANCE	49,611.96
740510	1,828.34
PROFESSIONAL DEVELOPMENT	1,828.34
740512	36,804.20
PROFESSIONAL SERVICES	36,804.20
740530	1,428.82
MOBILE PHONE AND DATA	1,428.82
740640	6,336.70
CONTRACT SERVICES	6,336.70
740656	32,790.00
RENT AND LEASES	32,790.00
740660	874.44
EQUIPMENT RENTAL	874.44
750400	788.36
CAPITAL OUTLAY-FURNITURE FIXTURES AND EQUIPMENT	788.36
750500	602,117.02
CAPITAL OUTLAY-INTANGIBLES	602,117.02
750600	533,929.32
CAPITAL OUTLAY-VEHICLES	533,929.32
790100	(969.85)
REIMBURSEMENTS CLEARING	(969.85)
6404	64,787.91
WARRANTS	64,787.91
710110	41,526.70
SALARY/REGULAR	41,526.70
710150	186.00
SALARY/SPECIAL PAY	186.00
720100	3,101.21
SOCIAL SECURITY	3,101.21
720110	12,588.50
EMPLOYEE INSURANCE	12,588.50
720120	5,074.85
RETIREMENT	5,074.85
720140	394.56
STATE UNEMPLOYMENT TAX	394.56
730100	884.62
OFFICE SUPPLIES	884.62

740580	1,031.47
PRINTING	1,031.47
6405	1,315,463.65
SHERIFF RADIO	1,315,463.65
710110	317,909.89
SALARY/REGULAR	317,909.89
710130	10,338.39
SALARY/OVERTIME	10,338.39
720100	26,774.85
SOCIAL SECURITY	26,774.85
720110	59,436.42
EMPLOYEE INSURANCE	59,436.42
720120	40,275.87
RETIREMENT	40,275.87
720140	2,061.03
STATE UNEMPLOYMENT TAX	2,061.03
730100	1,007.51
OFFICE SUPPLIES	1,007.51
730220	15,031.38
REPLACEMENTS	15,031.38
730250	12,624.19
SHOP SUPPLIES	12,624.19
730270	233,280.00
LAW ENFORCEMENT SPECIFIC SUPPLIES	233,280.00
740504	20,005.27
ONLINE SERVICES	20,005.27
740512	8,588.61
PROFESSIONAL SERVICES	8,588.61
740530	3,167.09
MOBILE PHONE AND DATA	3,167.09
740640	39,810.78
CONTRACT SERVICES	39,810.78
740660	303,382.37
EQUIPMENT RENTAL	303,382.37
750400	221,770.00
CAPITAL OUTLAY-FURNITURE FIXTURES AND EQUIPMENT	221,770.00
6406	610,035.93
SHERIFF RTCC	610,035.93
710110	361,834.27
SALARY/REGULAR	361,834.27
710130	5,639.28
SALARY/OVERTIME	5,639.28
720100	28,621.01
SOCIAL SECURITY	28,621.01
720110	82,958.26
EMPLOYEE INSURANCE	82,958.26
720120	45,088.57
RETIREMENT	45,088.57
720140	2,196.31
STATE UNEMPLOYMENT TAX	2,196.31
730100	660.29
OFFICE SUPPLIES	660.29
730110	6.95
POSTAGE	6.95
740504	76,090.17

ONLINE SERVICES	76,090.17
740510	600.00
PROFESSIONAL DEVELOPMENT	600.00
740530	1,749.99
MOBILE PHONE AND DATA	1,749.99
740540	2,105.99
TRAVEL EXPENSE	2,105.99
740660	2,484.84
EQUIPMENT RENTAL	2,484.84
6407	1,476,915.66
SHERIFF ACADEMY	1,476,915.66
710110	604,886.47
SALARY/REGULAR	604,886.47
710130	26,282.55
SALARY/OVERTIME	26,282.55
720100	49,295.56
SOCIAL SECURITY	49,295.56
720110	128,070.66
EMPLOYEE INSURANCE	128,070.66
720120	77,444.30
RETIREMENT	77,444.30
720140	3,549.44
STATE UNEMPLOYMENT TAX	3,549.44
730100	5,508.11
OFFICE SUPPLIES	5,508.11
730130	-
ESTRAY EXPENSE	-
730270	20,427.44
LAW ENFORCEMENT SPECIFIC SUPPLIES	20,427.44
730310	164,019.09
UNIFORMS	164,019.09
740110	450.00
IT SOFTWARE MAINTENANCE	450.00
740504	26,577.00
ONLINE SERVICES	26,577.00
740510	107,605.82
PROFESSIONAL DEVELOPMENT	107,605.82
740530	3,218.73
MOBILE PHONE AND DATA	3,218.73
740580	70.00
PRINTING	70.00
740660	9,222.18
EQUIPMENT RENTAL	9,222.18
740680	330.00
MEMBERSHIP/ASSOCIATION DUES	330.00
790100	(554.84)
REIMBURSEMENTS CLEARING	(554.84)
730101	755.91
FOOD SUPPLIES	755.91
730360	249,757.24
ARMORY EXPENSE	249,757.24
6408	893,047.84
SHERIFF MAINTENANCE	893,047.84
710110	365,772.52
SALARY/REGULAR	365,772.52

710130	9,001.43
SALARY/OVERTIME	9,001.43
720100	28,905.73
SOCIAL SECURITY	28,905.73
720110	93,262.65
EMPLOYEE INSURANCE	93,262.65
720120	45,984.53
RETIREMENT	45,984.53
720140	2,529.78
STATE UNEMPLOYMENT TAX	2,529.78
730100	1,028.04
OFFICE SUPPLIES	1,028.04
730200	(585.00)
CRUSHED CONCRETE/REJECT	(585.00)
730220	107,357.73
REPLACEMENTS	107,357.73
730250	7,819.80
SHOP SUPPLIES	7,819.80
730270	-
LAW ENFORCEMENT SPECIFIC SUPPLIES	-
740512	96,644.45
PROFESSIONAL SERVICES	96,644.45
740530	3,105.21
MOBILE PHONE AND DATA	3,105.21
740640	86,094.62
CONTRACT SERVICES	86,094.62
740660	7,955.97
EQUIPMENT RENTAL	7,955.97
790100	(5.99)
REIMBURSEMENTS CLEARING	(5.99)
740625	38,176.37
REFUSE COLLECTION	38,176.37
6500	1,032,173.67
SHERIFF ADMINISTRATIVE	1,032,173.67
710110	664,040.86
SALARY/REGULAR	664,040.86
710130	12,853.48
SALARY/OVERTIME	12,853.48
720100	53,489.21
SOCIAL SECURITY	53,489.21
720110	123,470.59
EMPLOYEE INSURANCE	123,470.59
720120	82,996.82
RETIREMENT	82,996.82
720140	3,127.21
STATE UNEMPLOYMENT TAX	3,127.21
730100	6,080.54
OFFICE SUPPLIES	6,080.54
730330	950.28
IT SOFTWARE	950.28
740110	24,206.96
IT SOFTWARE MAINTENANCE	24,206.96
740420	3,081.26
COURIER SERVICE	3,081.26
740504	1,395.00

ONLINE SERVICES	1,395.00
740510	3,455.00
PROFESSIONAL DEVELOPMENT	3,455.00
740512	22,375.00
PROFESSIONAL SERVICES	22,375.00
740530	5,659.56
MOBILE PHONE AND DATA	5,659.56
740540	1,580.09
TRAVEL EXPENSE	1,580.09
740570	600.00
ADVERTISING	600.00
740580	2,784.05
PRINTING	2,784.05
740660	11,228.76
EQUIPMENT RENTAL	11,228.76
740680	8,799.00
MEMBERSHIP/ASSOCIATION DUES	8,799.00
6501	470,265.65
SHERIFF INTERNAL AFFAIRS	470,265.65
710110	325,330.31
SALARY/REGULAR	325,330.31
710130	15,970.19
SALARY/OVERTIME	15,970.19
720100	26,679.58
SOCIAL SECURITY	26,679.58
720110	45,057.06
EMPLOYEE INSURANCE	45,057.06
720120	41,826.98
RETIREMENT	41,826.98
720140	1,206.55
STATE UNEMPLOYMENT TAX	1,206.55
730100	1,221.29
OFFICE SUPPLIES	1,221.29
740110	2,029.56
IT SOFTWARE MAINTENANCE	2,029.56
740510	2,465.00
PROFESSIONAL DEVELOPMENT	2,465.00
740512	1,020.71
PROFESSIONAL SERVICES	1,020.71
740530	1,810.65
MOBILE PHONE AND DATA	1,810.65
740540	3,725.13
TRAVEL EXPENSE	3,725.13
740660	1,922.64
EQUIPMENT RENTAL	1,922.64
6503	131,450.10
SHERIFF IT	131,450.10
710110	52,512.50
SALARY/REGULAR	52,512.50
710130	976.80
SALARY/OVERTIME	976.80
720100	3,928.65
SOCIAL SECURITY	3,928.65
720110	15,639.46
EMPLOYEE INSURANCE	15,639.46

720120	6,563.19
RETIREMENT	6,563.19
720140	848.91
STATE UNEMPLOYMENT TAX	848.91
730100	967.13
OFFICE SUPPLIES	967.13
730320	21,622.66
IT HARDWARE	21,622.66
740504	14,904.82
ONLINE SERVICES	14,904.82
740530	1,936.26
MOBILE PHONE AND DATA	1,936.26
740540	57.72
TRAVEL EXPENSE	57.72
740640	11,492.00
CONTRACT SERVICES	11,492.00
6504	199,421.27
SHERIFF ALARMS	199,421.27
710110	130,513.96
SALARY/REGULAR	130,513.96
710130	1,124.26
SALARY/OVERTIME	1,124.26
710150	120.00
SALARY/SPECIAL PAY	120.00
720100	9,515.43
SOCIAL SECURITY	9,515.43
720110	41,066.68
EMPLOYEE INSURANCE	41,066.68
720120	16,028.84
RETIREMENT	16,028.84
720130	(1,124.26)
WORKERS COMPENSATION	(1,124.26)
720140	2,176.36
STATE UNEMPLOYMENT TAX	2,176.36
6601	19,377,091.10
SHERIFF JAIL	19,377,091.10
710110	8,679,542.24
SALARY/REGULAR	8,679,542.24
710130	459,917.47
SALARY/OVERTIME	459,917.47
710150	10,494.00
SALARY/SPECIAL PAY	10,494.00
720100	719,247.28
SOCIAL SECURITY	719,247.28
720110	2,254,489.99
EMPLOYEE INSURANCE	2,254,489.99
720120	1,122,777.00
RETIREMENT	1,122,777.00
720140	66,355.81
STATE UNEMPLOYMENT TAX	66,355.81
730100	24,088.80
OFFICE SUPPLIES	24,088.80
730140	50,536.43
JANITOR SUPPLIES	50,536.43
730220	7,849.56



REPLACEMENTS	7,849.56
730270	2,326.80
LAW ENFORCEMENT SPECIFIC SUPPLIES	2,326.80
730390	1,428.58
MEDICAL SUPPLIES	1,428.58
740120	4,919,375.32
MEDICAL SERVICES	4,919,375.32
740190	12,579.05
RX CLAIMS	12,579.05
740510	16,554.00
PROFESSIONAL DEVELOPMENT	16,554.00
740512	381.00
PROFESSIONAL SERVICES	381.00
740530	14,545.05
MOBILE PHONE AND DATA	14,545.05
740560	22,575.16
TRANSPORTATION	22,575.16
740580	491.69
PRINTING	491.69
740626	88,647.25
TELEPHONE-INMATE SERVICES	88,647.25
740660	32,438.77
EQUIPMENT RENTAL	32,438.77
740694	893,575.52
FOOD SERVICE	893,575.52
790100	(23,125.67)
REIMBURSEMENTS CLEARING	(23,125.67)
7100	3,680,075.36
CONSTABLE PRECINCT 1	3,680,075.36
710100	95,817.36
SALARY/OFFICIAL-DEPARTMENT HEAD	95,817.36
710110	2,301,031.71
SALARY/REGULAR	2,301,031.71
710130	37,988.29
SALARY/OVERTIME	37,988.29
710140	11,391.47
SALARY/CELL PHONE ALLOWANCE	11,391.47
710150	9,100.00
SALARY/SPECIAL PAY	9,100.00
720100	181,915.82
SOCIAL SECURITY	181,915.82
720110	410,370.67
EMPLOYEE INSURANCE	410,370.67
720120	301,268.81
RETIREMENT	301,268.81
720140	10,749.30
STATE UNEMPLOYMENT TAX	10,749.30
730100	6,850.68
OFFICE SUPPLIES	6,850.68
730220	1,565.03
REPLACEMENTS	1,565.03
730230	29,820.85
MARINE/AIR EXPENSE	29,820.85
730240	89,358.64
FUEL	89,358.64

730260	4,250.38
VEHICLE SUPPLIES	4,250.38
730270	21,211.87
LAW ENFORCEMENT SPECIFIC SUPPLIES	21,211.87
730280	1,396.57
CANINE EXPENSES	1,396.57
730310	14,769.91
UNIFORMS	14,769.91
730390	63.65
MEDICAL SUPPLIES	63.65
740120	156.00
MEDICAL SERVICES	156.00
740140	45,019.97
VEHICLE MAINTENANCE	45,019.97
740210	850.00
PSYCHOLOGICAL/PSYCHIATRIC SERVICE	850.00
740420	11.55
COURIER SERVICE	11.55
740504	700.60
ONLINE SERVICES	700.60
740510	3,347.33
PROFESSIONAL DEVELOPMENT	3,347.33
740512	27,620.77
PROFESSIONAL SERVICES	27,620.77
740530	18,028.08
MOBILE PHONE AND DATA	18,028.08
740540	2,547.86
TRAVEL EXPENSE	2,547.86
740580	1,028.02
PRINTING	1,028.02
740640	63.00
CONTRACT SERVICES	63.00
740656	1.99
RENT AND LEASES	1.99
740660	3,088.33
EQUIPMENT RENTAL	3,088.33
740680	365.00
MEMBERSHIP/ASSOCIATION DUES	365.00
740740	56.69
BANK SERVICE CHARGES	56.69
750400	24,735.57
CAPITAL OUTLAY-FURNITURE FIXTURES AND EQUIPMENT	24,735.57
750600	25,981.30
CAPITAL OUTLAY-VEHICLES	25,981.30
790100	(3,161.00)
REIMBURSEMENTS CLEARING	(3,161.00)
740100	107.79
IT HARDWARE MAINTENANCE	107.79
730360	605.50
ARMORY EXPENSE	605.50
7200	1,535,211.07
CONSTABLE PRECINCT 2	1,535,211.07
710100	95,817.36
SALARY/OFFICIAL-DEPARTMENT HEAD	95,817.36
710110	912,616.46

SALARY/REGULAR	912,616.46
710130	23,268.59
SALARY/OVERTIME	23,268.59
710150	1,092.00
SALARY/SPECIAL PAY	1,092.00
720100	76,555.16
SOCIAL SECURITY	76,555.16
720110	179,064.03
EMPLOYEE INSURANCE	179,064.03
720120	126,723.84
RETIREMENT	126,723.84
720140	4,342.74
STATE UNEMPLOYMENT TAX	4,342.74
730100	6,255.12
OFFICE SUPPLIES	6,255.12
730120	66.30
BOOK SUPPLEMENTS	66.30
730220	183.05
REPLACEMENTS	183.05
730240	25,346.59
FUEL	25,346.59
730260	6,166.86
VEHICLE SUPPLIES	6,166.86
730262	1,151.78
RADIO SUPPLIES	1,151.78
730270	27,064.42
LAW ENFORCEMENT SPECIFIC SUPPLIES	27,064.42
730310	7,286.23
UNIFORMS	7,286.23
730320	489.22
IT HARDWARE	489.22
730370	62.92
PERIODICALS	62.92
730390	976.03
MEDICAL SUPPLIES	976.03
740140	11,870.96
VEHICLE MAINTENANCE	11,870.96
740420	53.20
COURIER SERVICE	53.20
740504	2,730.34
ONLINE SERVICES	2,730.34
740510	1,015.00
PROFESSIONAL DEVELOPMENT	1,015.00
740530	17,081.22
MOBILE PHONE AND DATA	17,081.22
740540	280.50
TRAVEL EXPENSE	280.50
740580	210.00
PRINTING	210.00
740640	5,171.54
CONTRACT SERVICES	5,171.54
740660	274.57
EQUIPMENT RENTAL	274.57
740680	690.00
MEMBERSHIP/ASSOCIATION DUES	690.00

750400	-
CAPITAL OUTLAY-FURNITURE FIXTURES AND EQUIPMENT	-
790100	(89.96)
REIMBURSEMENTS CLEARING	(89.96)
730360	1,395.00
ARMORY EXPENSE	1,395.00
7300	4,396,083.85
CONSTABLE PRECINCT 3	4,396,083.85
710100	95,817.36
SALARY/OFFICIAL-DEPARTMENT HEAD	95,817.36
710110	2,701,982.90
SALARY/REGULAR	2,701,982.90
710130	58,005.72
SALARY/OVERTIME	58,005.72
710150	15,258.00
SALARY/SPECIAL PAY	15,258.00
720100	213,380.01
SOCIAL SECURITY	213,380.01
720110	484,745.64
EMPLOYEE INSURANCE	484,745.64
720120	352,231.44
RETIREMENT	352,231.44
720140	13,868.41
STATE UNEMPLOYMENT TAX	13,868.41
730100	3,595.44
OFFICE SUPPLIES	3,595.44
730220	361.97
REPLACEMENTS	361.97
730240	111,442.08
FUEL	111,442.08
730250	85.46
SHOP SUPPLIES	85.46
730260	11,703.01
VEHICLE SUPPLIES	11,703.01
730270	39,600.57
LAW ENFORCEMENT SPECIFIC SUPPLIES	39,600.57
730280	4,393.32
CANINE EXPENSES	4,393.32
730300	501.41
COMMUNITY AWARENESS SUPPLIES	501.41
730310	8,224.80
UNIFORMS	8,224.80
730320	2,359.54
IT HARDWARE	2,359.54
730330	14,143.55
IT SOFTWARE	14,143.55
740110	1,900.76
IT SOFTWARE MAINTENANCE	1,900.76
740140	57,960.95
VEHICLE MAINTENANCE	57,960.95
740420	83.06
COURIER SERVICE	83.06
740504	1,485.00
ONLINE SERVICES	1,485.00
740510	6,987.50

PROFESSIONAL DEVELOPMENT	6,987.50
740512	7,217.00
PROFESSIONAL SERVICES	7,217.00
740530	31,644.48
MOBILE PHONE AND DATA	31,644.48
740540	6,157.04
TRAVEL EXPENSE	6,157.04
740580	1,337.08
PRINTING	1,337.08
740660	4,861.94
EQUIPMENT RENTAL	4,861.94
740680	1,016.00
MEMBERSHIP/ASSOCIATION DUES	1,016.00
740970	5.00
FREIGHT AND HANDLING	5.00
750400	44,907.40
CAPITAL OUTLAY-FURNITURE FIXTURES AND EQUIPMENT	44,907.40
750600	100,803.00
CAPITAL OUTLAY-VEHICLES	100,803.00
790100	(2,001.98)
REIMBURSEMENTS CLEARING	(2,001.98)
740260	18.99
INTEREST ON CREDIT CARDS	18.99
7400	3,192,629.43
CONSTABLE PRECINCT 4	3,192,629.43
710100	95,817.36
SALARY/OFFICIAL-DEPARTMENT HEAD	95,817.36
710110	1,926,061.37
SALARY/REGULAR	1,926,061.37
710130	55,933.63
SALARY/OVERTIME	55,933.63
710140	2,213.35
SALARY/CELL PHONE ALLOWANCE	2,213.35
710150	15,954.00
SALARY/SPECIAL PAY	15,954.00
720100	154,896.41
SOCIAL SECURITY	154,896.41
720110	372,748.73
EMPLOYEE INSURANCE	372,748.73
720120	257,086.07
RETIREMENT	257,086.07
720140	10,100.53
STATE UNEMPLOYMENT TAX	10,100.53
730140	18.64
JANITOR SUPPLIES	18.64
730220	1,166.14
REPLACEMENTS	1,166.14
730230	9,638.53
MARINE/AIR EXPENSE	9,638.53
730240	84,311.65
FUEL	84,311.65
730270	50,209.62
LAW ENFORCEMENT SPECIFIC SUPPLIES	50,209.62
730280	2,241.99
CANINE EXPENSES	2,241.99

730310	37,684.93
UNIFORMS	37,684.93
740140	32,122.56
VEHICLE MAINTENANCE	32,122.56
740510	7,706.00
PROFESSIONAL DEVELOPMENT	7,706.00
740512	865.34
PROFESSIONAL SERVICES	865.34
740530	22,193.20
MOBILE PHONE AND DATA	22,193.20
740540	6,413.01
TRAVEL EXPENSE	6,413.01
740580	1,334.27
PRINTING	1,334.27
740660	23,569.77
EQUIPMENT RENTAL	23,569.77
750400	22,342.33
CAPITAL OUTLAY-FURNITURE FIXTURES AND EQUIPMENT	22,342.33
7500	3,118,420.72
CONSTABLE PRECINCT 5	3,118,420.72
710100	95,678.96
SALARY/OFFICIAL-DEPARTMENT HEAD	95,678.96
710110	1,993,643.30
SALARY/REGULAR	1,993,643.30
710120	14,653.98
SALARY/OTHER	14,653.98
710130	30,357.77
SALARY/OVERTIME	30,357.77
710140	6,627.14
SALARY/CELL PHONE ALLOWANCE	6,627.14
710150	13,120.00
SALARY/SPECIAL PAY	13,120.00
720100	159,692.19
SOCIAL SECURITY	159,692.19
720110	379,602.64
EMPLOYEE INSURANCE	379,602.64
720120	264,376.94
RETIREMENT	264,376.94
720140	10,598.00
STATE UNEMPLOYMENT TAX	10,598.00
730100	847.35
OFFICE SUPPLIES	847.35
730240	33,275.92
FUEL	33,275.92
730250	962.27
SHOP SUPPLIES	962.27
730270	37,157.08
LAW ENFORCEMENT SPECIFIC SUPPLIES	37,157.08
730310	11,709.71
UNIFORMS	11,709.71
740140	18,386.44
VEHICLE MAINTENANCE	18,386.44
740510	9,473.41
PROFESSIONAL DEVELOPMENT	9,473.41
740512	4,097.76

PROFESSIONAL SERVICES	4,097.76
740530	20,084.40
MOBILE PHONE AND DATA	20,084.40
740540	6,673.52
TRAVEL EXPENSE	6,673.52
740580	333.32
PRINTING	333.32
740660	6,778.62
EQUIPMENT RENTAL	6,778.62
740680	290.00
MEMBERSHIP/ASSOCIATION DUES	290.00
760400	-
DEPRECIATION EQUIPMENT	-
8100	366,438.30
COURT OPERATIONS	366,438.30
710110	7,762.47
SALARY/REGULAR	7,762.47
710130	3,298.00
SALARY/OVERTIME	3,298.00
720100	835.79
SOCIAL SECURITY	835.79
720110	742.69
EMPLOYEE INSURANCE	742.69
720120	404.68
RETIREMENT	404.68
720140	145.58
STATE UNEMPLOYMENT TAX	145.58
740170	123,430.00
PETIT JURORS	123,430.00
740270	350.00
APPOINTED ATTORNEY	350.00
740460	893.94
INVESTIGATOR	893.94
740510	2,475.00
PROFESSIONAL DEVELOPMENT	2,475.00
740512	1,036.44
PROFESSIONAL SERVICES	1,036.44
740524	91,008.70
PROFESSIONAL SERVICES-INTERPRETER	91,008.70
740530	51.80
MOBILE PHONE AND DATA	51.80
740540	1,205.84
TRAVEL EXPENSE	1,205.84
740580	1,685.00
PRINTING	1,685.00
740640	66,965.82
CONTRACT SERVICES	66,965.82
740690	55,342.50
COURT COST	55,342.50
740692	58.64
DA WITNESS EXPENSE	58.64
740694	8,583.22
FOOD SERVICE	8,583.22
740964	162.19
PREFERRED PROVIDER ORGANIZATION FEES	162.19

8101	3,820,101.36
INDIGENT DEFENSE- CRIMINAL	3,820,101.36
740120	1,850.00
MEDICAL SERVICES	1,850.00
740270	3,213,938.08
APPOINTED ATTORNEY	3,213,938.08
740290	1,648.07
OTHER LITIGATION-APPOINTED ATTORNEY	1,648.07
740310	855.00
APPOINTED ATTORNEY-CIVIL	855.00
740370	160,822.44
APPOINTED ATTORNEY-JUVENILE	160,822.44
740460	137,800.66
INVESTIGATOR	137,800.66
740470	218,673.87
EXPERT WITNESS	218,673.87
740484	18,760.89
COURT REPORTER TRANSCRIPT	18,760.89
740512	1,377.00
PROFESSIONAL SERVICES	1,377.00
740524	64,725.35
PROFESSIONAL SERVICES-INTERPRETER	64,725.35
740720	(350.00)
INDIGENT INTERMENT	(350.00)
8102	921,384.71
INDIGENT DEFENSE- CIVIL	921,384.71
740230	104.00
LITIGATION EXPENSES	104.00
740270	63,551.61
APPOINTED ATTORNEY	63,551.61
740290	1,681.93
OTHER LITIGATION-APPOINTED ATTORNEY	1,681.93
740310	852,243.73
APPOINTED ATTORNEY-CIVIL	852,243.73
740524	3,410.01
PROFESSIONAL SERVICES-INTERPRETER	3,410.01
740540	393.43
TRAVEL EXPENSE	393.43
8103	848,292.82
OFFICE OF COURT ADMIN	848,292.82
710100	86,763.07
SALARY/OFFICIAL-DEPARTMENT HEAD	86,763.07
710110	467,465.31
SALARY/REGULAR	467,465.31
710130	53,866.31
SALARY/OVERTIME	53,866.31
720100	43,517.49
SOCIAL SECURITY	43,517.49
720110	106,421.41
EMPLOYEE INSURANCE	106,421.41
720120	74,613.16
RETIREMENT	74,613.16
720140	2,832.64
STATE UNEMPLOYMENT TAX	2,832.64
730100	5,231.99



OFFICE SUPPLIES	5,231.99
730310	1,132.66
UNIFORMS	1,132.66
740510	1,155.00
PROFESSIONAL DEVELOPMENT	1,155.00
740530	2,403.36
MOBILE PHONE AND DATA	2,403.36
740540	63.84
TRAVEL EXPENSE	63.84
740570	99.50
ADVERTISING	99.50
740580	170.00
PRINTING	170.00
740660	2,332.08
EQUIPMENT RENTAL	2,332.08
740680	225.00
MEMBERSHIP/ASSOCIATION DUES	225.00
8210	381,271.93
COUNTY COURT AT LAW 1	381,271.93
710100	136,207.84
SALARY/OFFICIAL-DEPARTMENT HEAD	136,207.84
710110	148,121.98
SALARY/REGULAR	148,121.98
720100	17,935.55
SOCIAL SECURITY	17,935.55
720110	36,967.90
EMPLOYEE INSURANCE	36,967.90
720120	34,887.08
RETIREMENT	34,887.08
720140	708.85
STATE UNEMPLOYMENT TAX	708.85
730100	1,571.65
OFFICE SUPPLIES	1,571.65
740510	350.00
PROFESSIONAL DEVELOPMENT	350.00
740530	189.95
MOBILE PHONE AND DATA	189.95
740580	67.08
PRINTING	67.08
740640	1,092.65
CONTRACT SERVICES	1,092.65
740660	2,695.56
EQUIPMENT RENTAL	2,695.56
740694	80.84
FOOD SERVICE	80.84
740100	150.00
IT HARDWARE MAINTENANCE	150.00
740145	245.00
EQUIPMENT MAINTENANCE	245.00
8220	628,878.71
COUNTY COURT AT LAW 2	628,878.71
710100	131,038.40
SALARY/OFFICIAL-DEPARTMENT HEAD	131,038.40
710110	333,676.92
SALARY/REGULAR	333,676.92

720100	31,837.98
SOCIAL SECURITY	31,837.98
720110	66,526.91
EMPLOYEE INSURANCE	66,526.91
720120	57,020.36
RETIREMENT	57,020.36
720140	1,627.06
STATE UNEMPLOYMENT TAX	1,627.06
730100	2,223.57
OFFICE SUPPLIES	2,223.57
740510	2,095.00
PROFESSIONAL DEVELOPMENT	2,095.00
740512	459.00
PROFESSIONAL SERVICES	459.00
740530	88.80
MOBILE PHONE AND DATA	88.80
740640	15.00
CONTRACT SERVICES	15.00
740660	2,058.84
EQUIPMENT RENTAL	2,058.84
740694	199.87
FOOD SERVICE	199.87
730101	1.99
FOOD SUPPLIES	1.99
740260	9.01
INTEREST ON CREDIT CARDS	9.01
8230	585,045.14
COUNTY COURT AT LAW 3	585,045.14
710100	136,207.84
SALARY/OFFICIAL-DEPARTMENT HEAD	136,207.84
710110	304,148.09
SALARY/REGULAR	304,148.09
720100	28,887.25
SOCIAL SECURITY	28,887.25
720110	55,520.10
EMPLOYEE INSURANCE	55,520.10
720120	54,031.61
RETIREMENT	54,031.61
720140	1,123.10
STATE UNEMPLOYMENT TAX	1,123.10
730100	661.29
OFFICE SUPPLIES	661.29
730310	219.94
UNIFORMS	219.94
740530	265.93
MOBILE PHONE AND DATA	265.93
740640	60.00
CONTRACT SERVICES	60.00
740660	3,772.32
EQUIPMENT RENTAL	3,772.32
740694	214.60
FOOD SERVICE	214.60
790100	(66.93)
REIMBURSEMENTS CLEARING	(66.93)
8240	369,022.65

COUNTY COURT AT LAW 4	369,022.65
710100	136,207.84
SALARY/OFFICIAL-DEPARTMENT HEAD	136,207.84
710110	147,016.95
SALARY/REGULAR	147,016.95
710130	32.72
SALARY/OVERTIME	32.72
720100	18,000.18
SOCIAL SECURITY	18,000.18
720110	26,013.25
EMPLOYEE INSURANCE	26,013.25
720120	34,755.59
RETIREMENT	34,755.59
720140	732.82
STATE UNEMPLOYMENT TAX	732.82
730100	759.02
OFFICE SUPPLIES	759.02
740510	130.00
PROFESSIONAL DEVELOPMENT	130.00
740640	2,362.90
CONTRACT SERVICES	2,362.90
740660	2,919.48
EQUIPMENT RENTAL	2,919.48
740694	295.08
FOOD SERVICE	295.08
790100	(219.84)
REIMBURSEMENTS CLEARING	(219.84)
740260	16.66
INTEREST ON CREDIT CARDS	16.66
8250	365,448.95
COUNTY COURT AT LAW 5	365,448.95
710100	136,207.84
SALARY/OFFICIAL-DEPARTMENT HEAD	136,207.84
710110	135,842.45
SALARY/REGULAR	135,842.45
720100	17,812.49
SOCIAL SECURITY	17,812.49
720110	36,967.90
EMPLOYEE INSURANCE	36,967.90
720120	33,380.43
RETIREMENT	33,380.43
720140	714.90
STATE UNEMPLOYMENT TAX	714.90
730100	1,632.13
OFFICE SUPPLIES	1,632.13
730380	629.99
AUDIO/VISUAL SUPPLIES	629.99
740510	849.00
PROFESSIONAL DEVELOPMENT	849.00
740540	195.00
TRAVEL EXPENSE	195.00
740640	1,216.82
CONTRACT SERVICES	1,216.82
8310	234,960.57
9TH DISTRICT COURT	234,960.57

710100	10,583.31
SALARY/OFFICIAL-DEPARTMENT HEAD	10,583.31
710110	149,536.51
SALARY/REGULAR	149,536.51
710140	671.94
SALARY/CELL PHONE ALLOWANCE	671.94
720100	11,936.94
SOCIAL SECURITY	11,936.94
720110	35,676.50
EMPLOYEE INSURANCE	35,676.50
720120	19,622.73
RETIREMENT	19,622.73
720140	699.09
STATE UNEMPLOYMENT TAX	699.09
730100	1,047.79
OFFICE SUPPLIES	1,047.79
740540	649.04
TRAVEL EXPENSE	649.04
740640	-
CONTRACT SERVICES	-
740660	4,536.72
EQUIPMENT RENTAL	4,536.72
8320	244,284.84
<b>221ST DISTRICT COURT</b>	<b>244,284.84</b>
710100	10,583.31
SALARY/OFFICIAL-DEPARTMENT HEAD	10,583.31
710110	155,855.70
SALARY/REGULAR	155,855.70
710130	1,293.19
SALARY/OVERTIME	1,293.19
720100	12,557.76
SOCIAL SECURITY	12,557.76
720110	35,676.50
EMPLOYEE INSURANCE	35,676.50
720120	19,554.20
RETIREMENT	19,554.20
720140	694.12
STATE UNEMPLOYMENT TAX	694.12
730100	1,606.72
OFFICE SUPPLIES	1,606.72
740510	350.00
PROFESSIONAL DEVELOPMENT	350.00
740540	356.35
TRAVEL EXPENSE	356.35
740640	5,489.05
CONTRACT SERVICES	5,489.05
740680	150.00
MEMBERSHIP/ASSOCIATION DUES	150.00
740694	117.94
FOOD SERVICE	117.94
8330	444,185.40
<b>284TH DISTRICT COURT</b>	<b>444,185.40</b>
710100	10,583.31
SALARY/OFFICIAL-DEPARTMENT HEAD	10,583.31
710110	305,739.84

SALARY/REGULAR	305,739.84
710130	3,307.01
SALARY/OVERTIME	3,307.01
720100	23,875.82
SOCIAL SECURITY	23,875.82
720110	55,267.11
EMPLOYEE INSURANCE	55,267.11
720120	39,112.04
RETIREMENT	39,112.04
720140	1,110.37
STATE UNEMPLOYMENT TAX	1,110.37
730100	2,256.26
OFFICE SUPPLIES	2,256.26
740510	150.00
PROFESSIONAL DEVELOPMENT	150.00
740640	2,783.64
CONTRACT SERVICES	2,783.64
8340	278,710.38
359TH DISTRICT COURT	278,710.38
710100	10,583.31
SALARY/OFFICIAL-DEPARTMENT HEAD	10,583.31
710110	181,125.18
SALARY/REGULAR	181,125.18
710130	1,400.27
SALARY/OVERTIME	1,400.27
720100	14,244.59
SOCIAL SECURITY	14,244.59
720110	36,201.48
EMPLOYEE INSURANCE	36,201.48
720120	23,588.18
RETIREMENT	23,588.18
720140	1,019.30
STATE UNEMPLOYMENT TAX	1,019.30
740484	853.00
COURT REPORTER TRANSCRIPT	853.00
740510	65.00
PROFESSIONAL DEVELOPMENT	65.00
740512	21.40
PROFESSIONAL SERVICES	21.40
740530	730.58
MOBILE PHONE AND DATA	730.58
740540	2,089.20
TRAVEL EXPENSE	2,089.20
740640	1,676.17
CONTRACT SERVICES	1,676.17
740656	4,845.72
RENT AND LEASES	4,845.72
740660	95.82
EQUIPMENT RENTAL	95.82
740680	150.00
MEMBERSHIP/ASSOCIATION DUES	150.00
740260	1.18
INTEREST ON CREDIT CARDS	1.18
740250	20.00
PENALTY/LATE CHARGE	20.00

8350	439,968.59
410th DISTRICT COURT	439,968.59
710100	10,583.31
SALARY/OFFICIAL-DEPARTMENT HEAD	10,583.31
710110	301,280.29
SALARY/REGULAR	301,280.29
720100	23,018.86
SOCIAL SECURITY	23,018.86
720110	54,228.70
EMPLOYEE INSURANCE	54,228.70
720120	38,159.36
RETIREMENT	38,159.36
720140	1,117.68
STATE UNEMPLOYMENT TAX	1,117.68
730100	6,947.79
OFFICE SUPPLIES	6,947.79
740510	415.00
PROFESSIONAL DEVELOPMENT	415.00
740540	708.90
TRAVEL EXPENSE	708.90
740640	601.98
CONTRACT SERVICES	601.98
740656	2,874.88
RENT AND LEASES	2,874.88
740660	31.84
EQUIPMENT RENTAL	31.84
8360	447,340.44
418TH DISTRICT COURT	447,340.44
710100	10,583.31
SALARY/OFFICIAL-DEPARTMENT HEAD	10,583.31
710110	307,060.76
SALARY/REGULAR	307,060.76
720100	23,613.47
SOCIAL SECURITY	23,613.47
720110	50,552.82
EMPLOYEE INSURANCE	50,552.82
720120	38,868.63
RETIREMENT	38,868.63
720140	1,114.42
STATE UNEMPLOYMENT TAX	1,114.42
730100	10,495.45
OFFICE SUPPLIES	10,495.45
740510	415.00
PROFESSIONAL DEVELOPMENT	415.00
740512	2,670.80
PROFESSIONAL SERVICES	2,670.80
740530	103.60
MOBILE PHONE AND DATA	103.60
740640	3.98
CONTRACT SERVICES	3.98
740656	1,357.48
RENT AND LEASES	1,357.48
740660	106.23
EQUIPMENT RENTAL	106.23
740680	178.40

MEMBERSHIP/ASSOCIATION DUES	178.40
740694	120.14
FOOD SERVICE	120.14
730101	67.81
FOOD SUPPLIES	67.81
740260	28.14
INTEREST ON CREDIT CARDS	28.14
8370	240,856.42
<b>435TH DISTRICT COURT</b>	<b>240,856.42</b>
710100	10,583.31
SALARY/OFFICIAL-DEPARTMENT HEAD	10,583.31
710110	155,143.04
SALARY/REGULAR	155,143.04
710130	1,493.63
SALARY/OVERTIME	1,493.63
720100	12,289.63
SOCIAL SECURITY	12,289.63
720110	32,643.58
EMPLOYEE INSURANCE	32,643.58
720120	20,411.56
RETIREMENT	20,411.56
720140	803.62
STATE UNEMPLOYMENT TAX	803.62
730100	604.25
OFFICE SUPPLIES	604.25
740484	279.00
COURT REPORTER TRANSCRIPT	279.00
740510	130.00
PROFESSIONAL DEVELOPMENT	130.00
740530	341.91
MOBILE PHONE AND DATA	341.91
740580	110.00
PRINTING	110.00
740640	787.99
CONTRACT SERVICES	787.99
740656	5,101.20
RENT AND LEASES	5,101.20
740694	133.70
FOOD SERVICE	133.70
8401	299,274.13
<b>DRUG COURT</b>	<b>299,274.13</b>
710100	52,099.24
SALARY/OFFICIAL-DEPARTMENT HEAD	52,099.24
710110	71,616.19
SALARY/REGULAR	71,616.19
720100	9,141.50
SOCIAL SECURITY	9,141.50
720110	27,828.30
EMPLOYEE INSURANCE	27,828.30
720120	15,179.89
RETIREMENT	15,179.89
720140	728.24
STATE UNEMPLOYMENT TAX	728.24
730100	4,807.10
OFFICE SUPPLIES	4,807.10

740110	2,591.99
IT SOFTWARE MAINTENANCE	2,591.99
740510	1,375.43
PROFESSIONAL DEVELOPMENT	1,375.43
740512	58,075.00
PROFESSIONAL SERVICES	58,075.00
740516	55,409.97
PROFESSIONAL SERVICES-URINALYSIS	55,409.97
740540	414.80
TRAVEL EXPENSE	414.80
740624	4.49
WATER AND SEWER	4.49
740660	1.99
EQUIPMENT RENTAL	1.99
8402	208,180.03
DRUG COURT-DWI COURT	208,180.03
710110	35,351.68
SALARY/REGULAR	35,351.68
720100	2,688.78
SOCIAL SECURITY	2,688.78
720110	9,276.10
EMPLOYEE INSURANCE	9,276.10
720120	4,337.61
RETIREMENT	4,337.61
720140	247.92
STATE UNEMPLOYMENT TAX	247.92
730100	465.77
OFFICE SUPPLIES	465.77
740510	670.00
PROFESSIONAL DEVELOPMENT	670.00
740512	76,006.00
PROFESSIONAL SERVICES	76,006.00
740516	77,251.37
PROFESSIONAL SERVICES-URINALYSIS	77,251.37
740540	649.04
TRAVEL EXPENSE	649.04
740660	1,235.76
EQUIPMENT RENTAL	1,235.76
8403	223,900.23
MENTAL HEALTH COURT SERVICE	223,900.23
710110	148,959.56
SALARY/REGULAR	148,959.56
720100	10,856.50
SOCIAL SECURITY	10,856.50
720110	34,778.23
EMPLOYEE INSURANCE	34,778.23
720120	18,277.29
RETIREMENT	18,277.29
720140	1,128.92
STATE UNEMPLOYMENT TAX	1,128.92
730100	1,566.65
OFFICE SUPPLIES	1,566.65
730320	2,309.50
IT HARDWARE	2,309.50
730330	239.84



IT SOFTWARE	239.84
740540	1,913.69
TRAVEL EXPENSE	1,913.69
740660	3,870.05
EQUIPMENT RENTAL	3,870.05
8510	632,192.48
JUSTICE OF PEACE PRECINCT 1	632,192.48
710100	93,298.48
SALARY/OFFICIAL-DEPARTMENT HEAD	93,298.48
710110	330,781.23
SALARY/REGULAR	330,781.23
710130	293.72
SALARY/OVERTIME	293.72
720100	31,559.99
SOCIAL SECURITY	31,559.99
720110	72,121.00
EMPLOYEE INSURANCE	72,121.00
720120	52,070.72
RETIREMENT	52,070.72
720140	2,943.96
STATE UNEMPLOYMENT TAX	2,943.96
730100	4,596.71
OFFICE SUPPLIES	4,596.71
740140	709.37
VEHICLE MAINTENANCE	709.37
740510	298.00
PROFESSIONAL DEVELOPMENT	298.00
740512	6,424.75
PROFESSIONAL SERVICES	6,424.75
740540	2,506.31
TRAVEL EXPENSE	2,506.31
740580	520.00
PRINTING	520.00
740640	1,174.75
CONTRACT SERVICES	1,174.75
740644	26,632.89
COLLECTION SERVICES	26,632.89
740660	6,055.60
EQUIPMENT RENTAL	6,055.60
740680	205.00
MEMBERSHIP/ASSOCIATION DUES	205.00
8520	405,280.59
JUSTICE OF PEACE PRECINCT 2	405,280.59
710100	93,298.48
SALARY/OFFICIAL-DEPARTMENT HEAD	93,298.48
710110	155,656.28
SALARY/REGULAR	155,656.28
720100	18,525.89
SOCIAL SECURITY	18,525.89
720110	50,418.90
EMPLOYEE INSURANCE	50,418.90
720120	30,546.98
RETIREMENT	30,546.98
720140	1,352.53
STATE UNEMPLOYMENT TAX	1,352.53

730100	1,886.20
OFFICE SUPPLIES	1,886.20
740510	50.00
PROFESSIONAL DEVELOPMENT	50.00
740530	1,087.60
MOBILE PHONE AND DATA	1,087.60
740560	425.00
TRANSPORTATION	425.00
740640	290.56
CONTRACT SERVICES	290.56
740644	48,072.25
COLLECTION SERVICES	48,072.25
740656	3,083.64
RENT AND LEASES	3,083.64
740660	15.92
EQUIPMENT RENTAL	15.92
740680	605.00
MEMBERSHIP/ASSOCIATION DUES	605.00
740740	0.36
BANK SERVICE CHARGES	0.36
790100	(35.00)
REIMBURSEMENTS CLEARING	(35.00)
8530	827,509.07
JUSTICE OF PEACE PRECINCT 3	827,509.07
710100	93,298.48
SALARY/OFFICIAL-DEPARTMENT HEAD	93,298.48
710110	457,872.04
SALARY/REGULAR	457,872.04
710120	-
SALARY/OTHER	-
710130	11,162.25
SALARY/OVERTIME	11,162.25
710140	335.97
SALARY/CELL PHONE ALLOWANCE	335.97
720100	41,660.71
SOCIAL SECURITY	41,660.71
720110	136,130.30
EMPLOYEE INSURANCE	136,130.30
720120	69,127.54
RETIREMENT	69,127.54
720140	4,193.36
STATE UNEMPLOYMENT TAX	4,193.36
730100	3,091.58
OFFICE SUPPLIES	3,091.58
740140	623.31
VEHICLE MAINTENANCE	623.31
740510	1,995.00
PROFESSIONAL DEVELOPMENT	1,995.00
740512	372.00
PROFESSIONAL SERVICES	372.00
740540	699.33
TRAVEL EXPENSE	699.33
740560	355.00
TRANSPORTATION	355.00
740580	781.00

PRINTING	781.00
740640	36.00
CONTRACT SERVICES	36.00
740660	5,715.20
EQUIPMENT RENTAL	5,715.20
740680	60.00
MEMBERSHIP/ASSOCIATION DUES	60.00
8540	730,340.60
JUSTICE OF PEACE PRECINCT 4	730,340.60
710100	93,298.48
SALARY/OFFICIAL-DEPARTMENT HEAD	93,298.48
710110	335,762.47
SALARY/REGULAR	335,762.47
710130	340.98
SALARY/OVERTIME	340.98
710140	-
SALARY/CELL PHONE ALLOWANCE	-
720100	31,705.60
SOCIAL SECURITY	31,705.60
720110	103,497.49
EMPLOYEE INSURANCE	103,497.49
720120	52,687.55
RETIREMENT	52,687.55
720140	2,909.72
STATE UNEMPLOYMENT TAX	2,909.72
730100	3,677.15
OFFICE SUPPLIES	3,677.15
740510	100.00
PROFESSIONAL DEVELOPMENT	100.00
740512	3,891.54
PROFESSIONAL SERVICES	3,891.54
740530	252.60
MOBILE PHONE AND DATA	252.60
740560	1,490.00
TRANSPORTATION	1,490.00
740580	831.00
PRINTING	831.00
740640	455.40
CONTRACT SERVICES	455.40
740644	94,257.86
COLLECTION SERVICES	94,257.86
740660	5,087.76
EQUIPMENT RENTAL	5,087.76
740680	95.00
MEMBERSHIP/ASSOCIATION DUES	95.00
8550	465,285.13
JUSTICE OF PEACE PRECINCT 5	465,285.13
710100	93,298.48
SALARY/OFFICIAL-DEPARTMENT HEAD	93,298.48
710110	181,932.16
SALARY/REGULAR	181,932.16
720100	20,378.75
SOCIAL SECURITY	20,378.75
720110	55,656.60
EMPLOYEE INSURANCE	55,656.60

720120	33,770.74
RETIREMENT	33,770.74
720140	1,239.84
STATE UNEMPLOYMENT TAX	1,239.84
730100	6,888.06
OFFICE SUPPLIES	6,888.06
730110	1,320.00
POSTAGE	1,320.00
730320	19.05
IT HARDWARE	19.05
740510	100.00
PROFESSIONAL DEVELOPMENT	100.00
740530	1,260.67
MOBILE PHONE AND DATA	1,260.67
740580	380.00
PRINTING	380.00
740640	8,356.65
CONTRACT SERVICES	8,356.65
740644	57,693.89
COLLECTION SERVICES	57,693.89
740660	2,860.24
EQUIPMENT RENTAL	2,860.24
740680	130.00
MEMBERSHIP/ASSOCIATION DUES	130.00
6502	458,911.62
SHERIFF FINANCE	458,911.62
710110	290,770.28
SALARY/REGULAR	290,770.28
710130	9,219.14
SALARY/OVERTIME	9,219.14
720100	23,493.67
SOCIAL SECURITY	23,493.67
720110	63,150.32
EMPLOYEE INSURANCE	63,150.32
720120	37,047.39
RETIREMENT	37,047.39
720140	1,354.32
STATE UNEMPLOYMENT TAX	1,354.32
730100	2,401.80
OFFICE SUPPLIES	2,401.80
730320	13,665.20
IT HARDWARE	13,665.20
730330	338.99
IT SOFTWARE	338.99
740110	8,191.59
IT SOFTWARE MAINTENANCE	8,191.59
740530	925.99
MOBILE PHONE AND DATA	925.99
740580	684.46
PRINTING	684.46
740660	7,668.47
EQUIPMENT RENTAL	7,668.47
5703	-
242 OPERATIONS	-
740644	-

COLLECTION SERVICES	-
3212	(0.00)
PAYROLL PASS-THRU	(0.00)
710110	(0.00)
SALARY/REGULAR	(0.00)
8380	372,451.82
457TH DISTRICT COURT	372,451.82
710100	9,716.65
SALARY/OFFICIAL-DEPARTMENT HEAD	9,716.65
710110	256,913.38
SALARY/REGULAR	256,913.38
710130	500.16
SALARY/OVERTIME	500.16
720100	19,725.40
SOCIAL SECURITY	19,725.40
720110	47,225.73
EMPLOYEE INSURANCE	47,225.73
720120	32,776.63
RETIREMENT	32,776.63
720140	1,163.28
STATE UNEMPLOYMENT TAX	1,163.28
730100	869.49
OFFICE SUPPLIES	869.49
740510	800.00
PROFESSIONAL DEVELOPMENT	800.00
740580	300.00
PRINTING	300.00
740640	2,063.27
CONTRACT SERVICES	2,063.27
740660	15.46
EQUIPMENT RENTAL	15.46
740680	240.00
MEMBERSHIP/ASSOCIATION DUES	240.00
740694	166.28
FOOD SERVICE	166.28
790100	(23.91)
REIMBURSEMENTS CLEARING	(23.91)
6108	158,466.37
SHERIFF RANGE	158,466.37
730270	13,506.29
LAW ENFORCEMENT SPECIFIC SUPPLIES	13,506.29
740510	800.00
PROFESSIONAL DEVELOPMENT	800.00
730360	144,160.08
ARMORY EXPENSE	144,160.08
6106	250,081.65
SHERIFF K9	250,081.65
710110	129,989.46
SALARY/REGULAR	129,989.46
710130	8,545.76
SALARY/OVERTIME	8,545.76
710150	13,250.00
SALARY/SPECIAL PAY	13,250.00
720100	11,196.83
SOCIAL SECURITY	11,196.83

720110	28,295.47
EMPLOYEE INSURANCE	28,295.47
720120	18,624.04
RETIREMENT	18,624.04
720140	115.32
STATE UNEMPLOYMENT TAX	115.32
730270	1,463.32
LAW ENFORCEMENT SPECIFIC SUPPLIES	1,463.32
730280	24,197.59
CANINE EXPENSES	24,197.59
740110	600.00
IT SOFTWARE MAINTENANCE	600.00
740510	1,840.00
PROFESSIONAL DEVELOPMENT	1,840.00
740530	4,071.90
MOBILE PHONE AND DATA	4,071.90
740540	7,426.45
TRAVEL EXPENSE	7,426.45
740580	165.51
PRINTING	165.51
740640	300.00
CONTRACT SERVICES	300.00
6102	479,889.88
SHERIFF SWAT	479,889.88
710110	269,138.97
SALARY/REGULAR	269,138.97
710130	23,139.29
SALARY/OVERTIME	23,139.29
720100	21,793.31
SOCIAL SECURITY	21,793.31
720110	48,720.39
EMPLOYEE INSURANCE	48,720.39
720120	35,801.51
RETIREMENT	35,801.51
720140	5.95
STATE UNEMPLOYMENT TAX	5.95
730270	16,561.85
LAW ENFORCEMENT SPECIFIC SUPPLIES	16,561.85
740110	2,196.00
IT SOFTWARE MAINTENANCE	2,196.00
740510	13,779.00
PROFESSIONAL DEVELOPMENT	13,779.00
740530	10,058.37
MOBILE PHONE AND DATA	10,058.37
740540	7,483.98
TRAVEL EXPENSE	7,483.98
740660	2,618.16
EQUIPMENT RENTAL	2,618.16
750400	24,600.00
CAPITAL OUTLAY-FURNITURE FIXTURES AND EQUIPMENT	24,600.00
730360	3,993.10
ARMORY EXPENSE	3,993.10
6105	79,210.95
SHERIFF TACTICAL AIR	79,210.95
710110	50,688.00

SALARY/REGULAR	50,688.00
710130	761.76
SALARY/OVERTIME	761.76
720100	3,870.36
SOCIAL SECURITY	3,870.36
720110	9,432.90
EMPLOYEE INSURANCE	9,432.90
720120	6,312.92
RETIREMENT	6,312.92
720140	22.11
STATE UNEMPLOYMENT TAX	22.11
730240	502.91
FUEL	502.91
740110	870.00
IT SOFTWARE MAINTENANCE	870.00
740530	1,749.99
MOBILE PHONE AND DATA	1,749.99
740656	5,000.00
RENT AND LEASES	5,000.00
6109	197,960.32
<b>SHERIFF GANGS</b>	<b>197,960.32</b>
710110	129,467.86
SALARY/REGULAR	129,467.86
710130	7,844.90
SALARY/OVERTIME	7,844.90
720100	10,128.25
SOCIAL SECURITY	10,128.25
720110	22,534.15
EMPLOYEE INSURANCE	22,534.15
720120	16,848.37
RETIREMENT	16,848.37
720140	(100.73)
STATE UNEMPLOYMENT TAX	(100.73)
740510	1,890.00
PROFESSIONAL DEVELOPMENT	1,890.00
740530	3,690.66
MOBILE PHONE AND DATA	3,690.66
740540	3,116.70
TRAVEL EXPENSE	3,116.70
740660	2,540.16
EQUIPMENT RENTAL	2,540.16
6103	26,526.56
<b>SHERIFF CRISIS NEGOTIATION TEAM</b>	<b>26,526.56</b>
730270	626.47
LAW ENFORCEMENT SPECIFIC SUPPLIES	626.47
740530	2,731.14
MOBILE PHONE AND DATA	2,731.14
740540	969.00
TRAVEL EXPENSE	969.00
750400	22,199.95
CAPITAL OUTLAY-FURNITURE FIXTURES AND EQUIPMENT	22,199.95
6409	665,664.10
<b>RECORDS AND REPORTING</b>	<b>665,664.10</b>
710110	418,913.43
SALARY/REGULAR	418,913.43

710130	4,203.40
SALARY/OVERTIME	4,203.40
720100	33,499.38
SOCIAL SECURITY	33,499.38
720110	127,261.50
EMPLOYEE INSURANCE	127,261.50
720120	52,094.19
RETIREMENT	52,094.19
720130	1,124.26
WORKERS COMPENSATION	1,124.26
720140	2,490.68
STATE UNEMPLOYMENT TAX	2,490.68
730100	6,006.69
OFFICE SUPPLIES	6,006.69
740510	2,793.00
PROFESSIONAL DEVELOPMENT	2,793.00
740524	2,090.00
PROFESSIONAL SERVICES-INTERPRETER	2,090.00
740530	1,086.39
MOBILE PHONE AND DATA	1,086.39
740580	587.35
PRINTING	587.35
740660	10,553.76
EQUIPMENT RENTAL	10,553.76
740100	2,960.07
IT HARDWARE MAINTENANCE	2,960.07
6107	4,588.17
SHERIFF HONOR GUARD	4,588.17
730270	4,588.17
LAW ENFORCEMENT SPECIFIC SUPPLIES	4,588.17
200	27,121,248.83
ROAD AND BRIDGE	27,121,248.83
1200	-
ROAD AND BRIDGE	-
730190	-
ROAD MATERIALS	-
2600	954,406.02
INFORMATION TECHNOLOGY	954,406.02
710100	84,279.20
SALARY/OFFICIAL-DEPARTMENT HEAD	84,279.20
710110	491,692.57
SALARY/REGULAR	491,692.57
710120	-
SALARY/OTHER	-
710130	17,764.87
SALARY/OVERTIME	17,764.87
710140	4,737.95
SALARY/CELL PHONE ALLOWANCE	4,737.95
720100	44,640.82
SOCIAL SECURITY	44,640.82
720110	130,235.67
EMPLOYEE INSURANCE	130,235.67
720120	73,312.02
RETIREMENT	73,312.02
720140	5,132.84



STATE UNEMPLOYMENT TAX	5,132.84
730100	3,530.23
OFFICE SUPPLIES	3,530.23
730250	11,768.43
SHOP SUPPLIES	11,768.43
740510	1,360.94
PROFESSIONAL DEVELOPMENT	1,360.94
740512	23,757.95
PROFESSIONAL SERVICES	23,757.95
740650	62,192.53
SIGN AND SIGNAL MAINTENANCE	62,192.53
4700	5,462.00
PARKS	5,462.00
710110	-
SALARY/REGULAR	-
710120	-
SALARY/OTHER	-
710130	-
SALARY/OVERTIME	-
710140	-
SALARY/CELL PHONE ALLOWANCE	-
720100	-
SOCIAL SECURITY	-
720110	-
EMPLOYEE INSURANCE	-
720120	-
RETIREMENT	-
720140	-
STATE UNEMPLOYMENT TAX	-
730100	510.62
OFFICE SUPPLIES	510.62
730140	1,536.56
JANITOR SUPPLIES	1,536.56
730190	199.50
ROAD MATERIALS	199.50
730220	256.30
REPLACEMENTS	256.30
730250	187.87
SHOP SUPPLIES	187.87
730260	(49.40)
VEHICLE SUPPLIES	(49.40)
730310	618.90
UNIFORMS	618.90
730350	-
AGRICULTURE SUPPLIES	-
740120	-
MEDICAL SERVICES	-
740140	1,600.00
VEHICLE MAINTENANCE	1,600.00
740150	-
LANDSCAPE MAINTENANCE	-
740410	-
TOLLS	-
740504	-
ONLINE SERVICES	-

740512	(0.00)
PROFESSIONAL SERVICES	(0.00)
740530	325.67
MOBILE PHONE AND DATA	325.67
740640	220.00
CONTRACT SERVICES	220.00
740654	55.98
COMMUNITY BUILDING/VOTING BOX	55.98
740660	-
EQUIPMENT RENTAL	-
740680	-
MEMBERSHIP/ASSOCIATION DUES	-
4800	(9,797.37)
COMMUNITY CENTERS	(9,797.37)
710110	-
SALARY/REGULAR	-
710120	-
SALARY/OTHER	-
710140	-
SALARY/CELL PHONE ALLOWANCE	-
720100	-
SOCIAL SECURITY	-
720110	-
EMPLOYEE INSURANCE	-
720120	-
RETIREMENT	-
720140	-
STATE UNEMPLOYMENT TAX	-
730100	-
OFFICE SUPPLIES	-
730300	24.99
COMMUNITY AWARENESS SUPPLIES	24.99
730310	-
UNIFORMS	-
740512	-
PROFESSIONAL SERVICES	-
740620	(6,626.31)
ELECTRICITY	(6,626.31)
740624	(3,715.19)
WATER AND SEWER	(3,715.19)
740640	519.14
CONTRACT SERVICES	519.14
740654	-
COMMUNITY BUILDING/VOTING BOX	-
740660	-
EQUIPMENT RENTAL	-
4900	47,319.46
RECYCLE CENTERS	47,319.46
710110	-
SALARY/REGULAR	-
710130	-
SALARY/OVERTIME	-
710140	-
SALARY/CELL PHONE ALLOWANCE	-
720100	-

SOCIAL SECURITY	-
720110	-
EMPLOYEE INSURANCE	-
720120	-
RETIREMENT	-
720140	-
STATE UNEMPLOYMENT TAX	-
730100	(0.00)
OFFICE SUPPLIES	(0.00)
730140	-
JANITOR SUPPLIES	-
730240	-
FUEL	-
730250	314.00
SHOP SUPPLIES	314.00
730260	-
VEHICLE SUPPLIES	-
730310	-
UNIFORMS	-
730390	176.15
MEDICAL SUPPLIES	176.15
740420	771.62
COURIER SERVICE	771.62
740512	13,905.14
PROFESSIONAL SERVICES	13,905.14
740640	32,708.00
CONTRACT SERVICES	32,708.00
750300	-
CAPITAL OUTLAY-BUILDING	-
750800	(555.45)
MAJOR PROJECTS	(555.45)
7300	58,792.32
CONSTABLE PRECINCT 3	58,792.32
710110	20,788.00
SALARY/REGULAR	20,788.00
710130	23,711.49
SALARY/OVERTIME	23,711.49
720100	3,387.09
SOCIAL SECURITY	3,387.09
720110	5,349.23
EMPLOYEE INSURANCE	5,349.23
720120	5,460.11
RETIREMENT	5,460.11
720140	96.40
STATE UNEMPLOYMENT TAX	96.40
9000	618,272.39
RESTRICTED	618,272.39
730190	-
ROAD MATERIALS	-
740512	116,177.82
PROFESSIONAL SERVICES	116,177.82
750800	502,094.57
MAJOR PROJECTS	502,094.57
9100	6,145,030.18
COMMISSIONER PRECINCT 1	6,145,030.18

710100	124,022.44
SALARY/OFFICIAL-DEPARTMENT HEAD	124,022.44
710110	1,994,205.93
SALARY/REGULAR	1,994,205.93
710120	-
SALARY/OTHER	-
710130	113,604.67
SALARY/OVERTIME	113,604.67
710140	1,510.03
SALARY/CELL PHONE ALLOWANCE	1,510.03
720100	165,110.74
SOCIAL SECURITY	165,110.74
720110	482,717.26
EMPLOYEE INSURANCE	482,717.26
720120	274,038.60
RETIREMENT	274,038.60
720140	14,176.05
STATE UNEMPLOYMENT TAX	14,176.05
730100	23,762.77
OFFICE SUPPLIES	23,762.77
730140	2,134.90
JANITOR SUPPLIES	2,134.90
730180	9,859.20
CULVERTS	9,859.20
730190	453,332.42
ROAD MATERIALS	453,332.42
730200	119,334.19
CRUSHED CONCRETE/REJECT	119,334.19
730220	1,126.73
REPLACEMENTS	1,126.73
730240	140,419.82
FUEL	140,419.82
730250	98,378.06
SHOP SUPPLIES	98,378.06
730260	92,780.92
VEHICLE SUPPLIES	92,780.92
730262	7,390.87
RADIO SUPPLIES	7,390.87
730310	16,476.46
UNIFORMS	16,476.46
730320	14,474.52
IT HARDWARE	14,474.52
730350	2,591.28
AGRICULTURE SUPPLIES	2,591.28
730390	548.07
MEDICAL SUPPLIES	548.07
740140	99,334.82
VEHICLE MAINTENANCE	99,334.82
740150	43,145.05
LANDSCAPE MAINTENANCE	43,145.05
740430	26,554.40
STRIPING/SEALANT SERVICES	26,554.40
740510	1,181.63
PROFESSIONAL DEVELOPMENT	1,181.63
740512	850,169.57

PROFESSIONAL SERVICES	850,169.57
740530	9,684.56
MOBILE PHONE AND DATA	9,684.56
740540	1,902.77
TRAVEL EXPENSE	1,902.77
740624	106.70
WATER AND SEWER	106.70
740640	58,040.55
CONTRACT SERVICES	58,040.55
740650	58,555.24
SIGN AND SIGNAL MAINTENANCE	58,555.24
740654	21,054.51
COMMUNITY BUILDING/VOTING BOX	21,054.51
740660	10,455.81
EQUIPMENT RENTAL	10,455.81
750300	99,635.00
CAPITAL OUTLAY-BUILDING	99,635.00
750400	436,403.02
CAPITAL OUTLAY-FURNITURE FIXTURES AND EQUIPMENT	436,403.02
750600	278,749.98
CAPITAL OUTLAY-VEHICLES	278,749.98
790100	(1,948.09)
REIMBURSEMENTS CLEARING	(1,948.09)
740260	-
INTEREST ON CREDIT CARDS	-
740250	8.73
PENALTY/LATE CHARGE	8.73
9200	5,172,729.81
COMMISSIONER PRECINCT 2	5,172,729.81
710100	124,022.44
SALARY/OFFICIAL-DEPARTMENT HEAD	124,022.44
710110	1,453,077.91
SALARY/REGULAR	1,453,077.91
710120	-
SALARY/OTHER	-
710130	17,837.90
SALARY/OVERTIME	17,837.90
710140	1,143.77
SALARY/CELL PHONE ALLOWANCE	1,143.77
720100	115,619.30
SOCIAL SECURITY	115,619.30
720110	395,330.17
EMPLOYEE INSURANCE	395,330.17
720120	196,298.18
RETIREMENT	196,298.18
720140	10,958.76
STATE UNEMPLOYMENT TAX	10,958.76
730100	60,397.47
OFFICE SUPPLIES	60,397.47
730180	23,334.96
CULVERTS	23,334.96
730190	1,407,207.40
ROAD MATERIALS	1,407,207.40
730220	13,763.29
REPLACEMENTS	13,763.29

730240	122,377.27
FUEL	122,377.27
730250	97,557.66
SHOP SUPPLIES	97,557.66
730260	122,021.78
VEHICLE SUPPLIES	122,021.78
730310	15,919.86
UNIFORMS	15,919.86
740510	1,825.76
PROFESSIONAL DEVELOPMENT	1,825.76
740512	299,397.38
PROFESSIONAL SERVICES	299,397.38
740530	6,302.71
MOBILE PHONE AND DATA	6,302.71
740640	111,077.96
CONTRACT SERVICES	111,077.96
740650	59,405.00
SIGN AND SIGNAL MAINTENANCE	59,405.00
740654	975.00
COMMUNITY BUILDING/VOTING BOX	975.00
740660	47,062.47
EQUIPMENT RENTAL	47,062.47
750400	303,331.91
CAPITAL OUTLAY-FURNITURE FIXTURES AND EQUIPMENT	303,331.91
750600	105,801.00
CAPITAL OUTLAY-VEHICLES	105,801.00
750800	68,745.00
MAJOR PROJECTS	68,745.00
790100	(8,062.50)
REIMBURSEMENTS CLEARING	(8,062.50)
9300	3,593,004.74
COMMISSIONER PRECINCT 3	3,593,004.74
710100	124,022.44
SALARY/OFFICIAL-DEPARTMENT HEAD	124,022.44
710110	1,077,014.63
SALARY/REGULAR	1,077,014.63
710120	-
SALARY/OTHER	-
710130	63,486.57
SALARY/OVERTIME	63,486.57
710140	5,644.13
SALARY/CELL PHONE ALLOWANCE	5,644.13
720100	92,395.89
SOCIAL SECURITY	92,395.89
720110	236,281.74
EMPLOYEE INSURANCE	236,281.74
720120	156,181.84
RETIREMENT	156,181.84
720140	6,559.13
STATE UNEMPLOYMENT TAX	6,559.13
730100	21,473.52
OFFICE SUPPLIES	21,473.52
730190	413,393.36
ROAD MATERIALS	413,393.36
730200	19,904.24

CRUSHED CONCRETE/REJECT	19,904.24
730220	3,541.38
REPLACEMENTS	3,541.38
730240	74,758.16
FUEL	74,758.16
730250	31,640.45
SHOP SUPPLIES	31,640.45
730260	44,589.42
VEHICLE SUPPLIES	44,589.42
730310	7,526.85
UNIFORMS	7,526.85
730350	7,812.69
AGRICULTURE SUPPLIES	7,812.69
730380	26,564.00
AUDIO/VISUAL SUPPLIES	26,564.00
730390	875.55
MEDICAL SUPPLIES	875.55
740140	50,343.02
VEHICLE MAINTENANCE	50,343.02
740430	270,973.62
STRIPING/SEALANT SERVICES	270,973.62
740440	1,150.00
CONCRETE/CURB REPAIR	1,150.00
740504	-
ONLINE SERVICES	-
740510	1,521.69
PROFESSIONAL DEVELOPMENT	1,521.69
740512	273,925.33
PROFESSIONAL SERVICES	273,925.33
740530	4,300.65
MOBILE PHONE AND DATA	4,300.65
740540	513.80
TRAVEL EXPENSE	513.80
740640	4,339.19
CONTRACT SERVICES	4,339.19
740650	57,379.43
SIGN AND SIGNAL MAINTENANCE	57,379.43
740660	7,197.87
EQUIPMENT RENTAL	7,197.87
740970	36.55
FREIGHT AND HANDLING	36.55
750200	1,980.40
CAPITAL OUTLAY-LAND	1,980.40
750400	39,337.00
CAPITAL OUTLAY-FURNITURE FIXTURES AND EQUIPMENT	39,337.00
750600	52,741.82
CAPITAL OUTLAY-VEHICLES	52,741.82
750800	458,926.37
MAJOR PROJECTS	458,926.37
790100	(45,340.40)
REIMBURSEMENTS CLEARING	(45,340.40)
740260	12.41
INTEREST ON CREDIT CARDS	12.41
9400	6,524,667.49
COMMISSIONER PRECINCT 4	6,524,667.49

710100	124,022.44
SALARY/OFFICIAL-DEPARTMENT HEAD	124,022.44
710110	2,011,160.71
SALARY/REGULAR	2,011,160.71
710120	-
SALARY/OTHER	-
710130	15,360.79
SALARY/OVERTIME	15,360.79
710140	1,343.89
SALARY/CELL PHONE ALLOWANCE	1,343.89
720100	158,269.31
SOCIAL SECURITY	158,269.31
720110	497,536.45
EMPLOYEE INSURANCE	497,536.45
720120	265,063.92
RETIREMENT	265,063.92
720140	13,861.69
STATE UNEMPLOYMENT TAX	13,861.69
730100	14,388.81
OFFICE SUPPLIES	14,388.81
730140	45.00
JANITOR SUPPLIES	45.00
730180	104,345.00
CULVERTS	104,345.00
730190	1,082,335.62
ROAD MATERIALS	1,082,335.62
730200	347,500.26
CRUSHED CONCRETE/REJECT	347,500.26
730220	63,754.40
REPLACEMENTS	63,754.40
730240	223,920.91
FUEL	223,920.91
730250	44,462.24
SHOP SUPPLIES	44,462.24
730260	216,564.54
VEHICLE SUPPLIES	216,564.54
730310	14,303.19
UNIFORMS	14,303.19
730350	104,785.67
AGRICULTURE SUPPLIES	104,785.67
740140	48,452.87
VEHICLE MAINTENANCE	48,452.87
740150	40,607.26
LANDSCAPE MAINTENANCE	40,607.26
740190	3,569.72
RX CLAIMS	3,569.72
740410	3,500.00
TOLLS	3,500.00
740430	9,838.80
STRIPING/SEALANT SERVICES	9,838.80
740440	17,560.00
CONCRETE/CURB REPAIR	17,560.00
740510	7,375.00
PROFESSIONAL DEVELOPMENT	7,375.00
740512	101,065.69



PROFESSIONAL SERVICES	101,065.69
740530	21,575.76
MOBILE PHONE AND DATA	21,575.76
740540	2,389.34
TRAVEL EXPENSE	2,389.34
740550	20,511.82
SAFETY PROGRAM	20,511.82
740580	75.00
PRINTING	75.00
740640	30,545.14
CONTRACT SERVICES	30,545.14
740650	26,594.56
SIGN AND SIGNAL MAINTENANCE	26,594.56
740652	398.20
BRIDGE REPAIR	398.20
740660	46,113.78
EQUIPMENT RENTAL	46,113.78
740662	88,868.12
LEASE TO PURCHASE	88,868.12
740820	7,501.60
DEMOLITION	7,501.60
750400	879,146.59
CAPITAL OUTLAY-FURNITURE FIXTURES AND EQUIPMENT	879,146.59
750600	193,064.41
CAPITAL OUTLAY-VEHICLES	193,064.41
750800	(98.41)
MAJOR PROJECTS	(98.41)
790100	(327,048.50)
REIMBURSEMENTS CLEARING	(327,048.50)
730101	35.90
FOOD SUPPLIES	35.90
740240	-
CHANGE OF VENUE	-
9500	1,320,415.44
COUNTY ENGINEER	1,320,415.44
710100	99,587.78
SALARY/OFFICIAL-DEPARTMENT HEAD	99,587.78
710110	866,234.85
SALARY/REGULAR	866,234.85
710130	100.92
SALARY/OVERTIME	100.92
710140	4,389.58
SALARY/CELL PHONE ALLOWANCE	4,389.58
720100	69,129.93
SOCIAL SECURITY	69,129.93
720110	146,953.50
EMPLOYEE INSURANCE	146,953.50
720120	119,057.47
RETIREMENT	119,057.47
720140	3,608.42
STATE UNEMPLOYMENT TAX	3,608.42
730100	1,869.98
OFFICE SUPPLIES	1,869.98
730250	2,252.89
SHOP SUPPLIES	2,252.89

730330	1,925.13
IT SOFTWARE	1,925.13
740510	149.00
PROFESSIONAL DEVELOPMENT	149.00
740540	1,998.57
TRAVEL EXPENSE	1,998.57
740660	3,077.42
EQUIPMENT RENTAL	3,077.42
740680	80.00
MEMBERSHIP/ASSOCIATION DUES	80.00
9107	174,722.40
<b>PARKS - PRECINCT 1</b>	<b>174,722.40</b>
710110	83,992.67
SALARY/REGULAR	83,992.67
710130	20,889.96
SALARY/OVERTIME	20,889.96
720100	8,010.70
SOCIAL SECURITY	8,010.70
720110	18,552.20
EMPLOYEE INSURANCE	18,552.20
720120	11,563.30
RETIREMENT	11,563.30
720140	1,031.10
STATE UNEMPLOYMENT TAX	1,031.10
730100	308.59
OFFICE SUPPLIES	308.59
730140	3,146.45
JANITOR SUPPLIES	3,146.45
730250	5,449.37
SHOP SUPPLIES	5,449.37
740512	14,966.09
PROFESSIONAL SERVICES	14,966.09
740640	6,790.97
CONTRACT SERVICES	6,790.97
740660	21.00
EQUIPMENT RENTAL	21.00
9109	265,036.45
<b>RECYCLE - PRECINCT 1</b>	<b>265,036.45</b>
710110	146,721.06
SALARY/REGULAR	146,721.06
710130	12,631.73
SALARY/OVERTIME	12,631.73
710140	151.37
SALARY/CELL PHONE ALLOWANCE	151.37
720100	11,780.39
SOCIAL SECURITY	11,780.39
720110	38,892.24
EMPLOYEE INSURANCE	38,892.24
720120	19,507.12
RETIREMENT	19,507.12
720140	1,328.89
STATE UNEMPLOYMENT TAX	1,328.89
730140	204.00
JANITOR SUPPLIES	204.00
730220	115.00

REPLACEMENTS	115.00
730240	19.00
FUEL	19.00
730250	162.42
SHOP SUPPLIES	162.42
730310	366.90
UNIFORMS	366.90
730390	512.60
MEDICAL SUPPLIES	512.60
740512	9,613.38
PROFESSIONAL SERVICES	9,613.38
740622	28.00
GAS	28.00
740640	20,710.93
CONTRACT SERVICES	20,710.93
750300	1,735.97
CAPITAL OUTLAY-BUILDING	1,735.97
750800	555.45
MAJOR PROJECTS	555.45
9407	733,977.42
PARKS - PRECINCT 4	733,977.42
710110	381,041.57
SALARY/REGULAR	381,041.57
710120	-
SALARY/OTHER	-
710130	4,905.35
SALARY/OVERTIME	4,905.35
720100	28,888.65
SOCIAL SECURITY	28,888.65
720110	107,102.53
EMPLOYEE INSURANCE	107,102.53
720120	47,622.26
RETIREMENT	47,622.26
720130	279.12
WORKERS COMPENSATION	279.12
720140	3,286.00
STATE UNEMPLOYMENT TAX	3,286.00
730100	267.27
OFFICE SUPPLIES	267.27
730140	10,711.61
JANITOR SUPPLIES	10,711.61
730220	9,264.00
REPLACEMENTS	9,264.00
730250	13,213.97
SHOP SUPPLIES	13,213.97
730260	15,815.20
VEHICLE SUPPLIES	15,815.20
730310	3,152.00
UNIFORMS	3,152.00
730350	3,838.14
AGRICULTURE SUPPLIES	3,838.14
740140	876.50
VEHICLE MAINTENANCE	876.50
740150	11,645.62
LANDSCAPE MAINTENANCE	11,645.62

740410	700.00
TOLLS	700.00
740440	5,400.00
CONCRETE/CURB REPAIR	5,400.00
740512	2,033.75
PROFESSIONAL SERVICES	2,033.75
740530	3,342.56
MOBILE PHONE AND DATA	3,342.56
740580	75.00
PRINTING	75.00
740622	968.00
GAS	968.00
740640	11,331.60
CONTRACT SERVICES	11,331.60
740654	4,688.32
COMMUNITY BUILDING/VOTING BOX	4,688.32
740660	675.00
EQUIPMENT RENTAL	675.00
740680	37.50
MEMBERSHIP/ASSOCIATION DUES	37.50
750400	14,662.22
CAPITAL OUTLAY-FURNITURE FIXTURES AND EQUIPMENT	14,662.22
750800	48,153.68
MAJOR PROJECTS	48,153.68
9309	615,746.14
RECYCLE - PRECINCT 3	615,746.14
710110	238,125.97
SALARY/REGULAR	238,125.97
710130	10,010.60
SALARY/OVERTIME	10,010.60
710140	757.87
SALARY/CELL PHONE ALLOWANCE	757.87
720100	18,650.93
SOCIAL SECURITY	18,650.93
720110	59,190.55
EMPLOYEE INSURANCE	59,190.55
720120	30,367.15
RETIREMENT	30,367.15
720140	2,120.80
STATE UNEMPLOYMENT TAX	2,120.80
730100	10,133.28
OFFICE SUPPLIES	10,133.28
730260	460.00
VEHICLE SUPPLIES	460.00
730310	225.32
UNIFORMS	225.32
730390	1,018.90
MEDICAL SUPPLIES	1,018.90
740420	1,528.27
COURIER SERVICE	1,528.27
740512	103,795.56
PROFESSIONAL SERVICES	103,795.56
740640	139,360.94
CONTRACT SERVICES	139,360.94
9307	316,990.62

PARKS - PRECINCT 3	316,990.62
710110	204,008.32
SALARY/REGULAR	204,008.32
710130	1,761.56
SALARY/OVERTIME	1,761.56
710140	588.04
SALARY/CELL PHONE ALLOWANCE	588.04
720100	15,432.92
SOCIAL SECURITY	15,432.92
720110	49,947.36
EMPLOYEE INSURANCE	49,947.36
720120	25,434.96
RETIREMENT	25,434.96
720140	1,583.77
STATE UNEMPLOYMENT TAX	1,583.77
730100	16,030.55
OFFICE SUPPLIES	16,030.55
730250	688.37
SHOP SUPPLIES	688.37
730390	102.65
MEDICAL SUPPLIES	102.65
740120	510.08
MEDICAL SERVICES	510.08
740504	-
ONLINE SERVICES	-
740640	902.04
CONTRACT SERVICES	902.04
9408	257,477.75
COMMUNITY CENTER - PRECINCT 4	257,477.75
710110	156,253.95
SALARY/REGULAR	156,253.95
710120	-
SALARY/OTHER	-
710130	1,533.67
SALARY/OVERTIME	1,533.67
720100	11,875.22
SOCIAL SECURITY	11,875.22
720110	31,405.98
EMPLOYEE INSURANCE	31,405.98
720120	19,372.40
RETIREMENT	19,372.40
720140	1,231.54
STATE UNEMPLOYMENT TAX	1,231.54
730100	77.55
OFFICE SUPPLIES	77.55
730260	21.98
VEHICLE SUPPLIES	21.98
730300	733.73
COMMUNITY AWARENESS SUPPLIES	733.73
730310	140.00
UNIFORMS	140.00
740140	51.00
VEHICLE MAINTENANCE	51.00
740512	322.99
PROFESSIONAL SERVICES	322.99

740620	15,979.79
ELECTRICITY	15,979.79
740624	13,018.44
WATER AND SEWER	13,018.44
740640	4,299.70
CONTRACT SERVICES	4,299.70
740654	10.00
COMMUNITY BUILDING/VOTING BOX	10.00
740660	728.52
EQUIPMENT RENTAL	728.52
730101	421.29
FOOD SUPPLIES	421.29
9207	135,618.80
<b>PARKS - PRECINCT 2</b>	<b>135,618.80</b>
710110	62,530.01
SALARY/REGULAR	62,530.01
710130	65.12
SALARY/OVERTIME	65.12
720100	4,484.38
SOCIAL SECURITY	4,484.38
720110	20,304.53
EMPLOYEE INSURANCE	20,304.53
720120	7,616.10
RETIREMENT	7,616.10
720140	524.13
STATE UNEMPLOYMENT TAX	524.13
730220	1,283.73
REPLACEMENTS	1,283.73
740512	38,810.80
PROFESSIONAL SERVICES	38,810.80
9308	75,855.47
<b>COMMUNITY CENTER - PRECINCT 3</b>	<b>75,855.47</b>
710110	52,073.90
SALARY/REGULAR	52,073.90
710130	439.78
SALARY/OVERTIME	439.78
710140	335.97
SALARY/CELL PHONE ALLOWANCE	335.97
720100	3,896.51
SOCIAL SECURITY	3,896.51
720110	9,276.10
EMPLOYEE INSURANCE	9,276.10
720120	6,484.56
RETIREMENT	6,484.56
720140	232.79
STATE UNEMPLOYMENT TAX	232.79
730100	1,805.76
OFFICE SUPPLIES	1,805.76
730390	286.10
MEDICAL SUPPLIES	286.10
740640	1,024.00
CONTRACT SERVICES	1,024.00
9208	49,577.10
<b>COMMUNITY CENTERS - PRECINCT 2</b>	<b>49,577.10</b>
710110	12,332.13

SALARY/REGULAR	12,332.13
710140	3.69
SALARY/CELL PHONE ALLOWANCE	3.69
720100	832.09
SOCIAL SECURITY	832.09
720110	3,668.35
EMPLOYEE INSURANCE	3,668.35
720120	1,513.62
RETIREMENT	1,513.62
740620	21,934.61
ELECTRICITY	21,934.61
740624	8,932.61
WATER AND SEWER	8,932.61
740640	360.00
CONTRACT SERVICES	360.00
9108	32,242.42
COMMUNITY CENTERS - PRECINCT 1	32,242.42
740620	28,293.31
ELECTRICITY	28,293.31
740624	3,949.11
WATER AND SEWER	3,949.11
9409	33,701.78
RECYCLE - PRECINCT 4	33,701.78
740150	17,186.00
LANDSCAPE MAINTENANCE	17,186.00
740512	5,296.39
PROFESSIONAL SERVICES	5,296.39
740640	11,219.39
CONTRACT SERVICES	11,219.39
201	18,602.69
WORTHLESS CHECK	18,602.69
2800	18,602.69
COUNTY ATTORNEY	18,602.69
710110	12,293.96
SALARY/REGULAR	12,293.96
710150	-
SALARY/SPECIAL PAY	-
720100	930.85
SOCIAL SECURITY	930.85
720110	3,675.20
EMPLOYEE INSURANCE	3,675.20
720120	1,585.11
RETIREMENT	1,585.11
720140	117.57
STATE UNEMPLOYMENT TAX	117.57
202	748,195.26
FORFEITURES	748,195.26
5100	256,353.17
DISTRICT ATTORNEY	256,353.17
710110	17,908.46
SALARY/REGULAR	17,908.46
710140	-
SALARY/CELL PHONE ALLOWANCE	-
710150	9,323.05
SALARY/SPECIAL PAY	9,323.05

720100	2,846.00
SOCIAL SECURITY	2,846.00
720110	3,400.13
EMPLOYEE INSURANCE	3,400.13
720120	3,238.54
RETIREMENT	3,238.54
720140	163.96
STATE UNEMPLOYMENT TAX	163.96
730100	14,429.42
OFFICE SUPPLIES	14,429.42
730270	19,618.68
LAW ENFORCEMENT SPECIFIC SUPPLIES	19,618.68
740110	18,075.00
IT SOFTWARE MAINTENANCE	18,075.00
740140	2,500.00
VEHICLE MAINTENANCE	2,500.00
740230	139.50
LITIGATION EXPENSES	139.50
740510	6,720.00
PROFESSIONAL DEVELOPMENT	6,720.00
740530	151.96
MOBILE PHONE AND DATA	151.96
740570	2,500.00
ADVERTISING	2,500.00
740680	7,356.67
MEMBERSHIP/ASSOCIATION DUES	7,356.67
750600	147,196.18
CAPITAL OUTLAY-VEHICLES	147,196.18
730101	729.62
FOOD SUPPLIES	729.62
740450	56.00
SERVICE/CITATIONS	56.00
6000	273,535.33
SHERIFF	273,535.33
730100	16,812.48
OFFICE SUPPLIES	16,812.48
730270	160,954.39
LAW ENFORCEMENT SPECIFIC SUPPLIES	160,954.39
730280	3,787.26
CANINE EXPENSES	3,787.26
730370	3.95
PERIODICALS	3.95
740140	1,880.00
VEHICLE MAINTENANCE	1,880.00
740512	54,527.53
PROFESSIONAL SERVICES	54,527.53
740540	6,780.77
TRAVEL EXPENSE	6,780.77
740640	18,575.00
CONTRACT SERVICES	18,575.00
740656	4,510.00
RENT AND LEASES	4,510.00
740680	5,000.00
MEMBERSHIP/ASSOCIATION DUES	5,000.00
730101	703.95



FOOD SUPPLIES	703.95
6200	142,180.68
SHERIFF CID	142,180.68
730270	142,180.68
LAW ENFORCEMENT SPECIFIC SUPPLIES	142,180.68
7200	5,886.00
CONSTABLE PRECINCT 2	5,886.00
730100	2,040.00
OFFICE SUPPLIES	2,040.00
730270	1,846.00
LAW ENFORCEMENT SPECIFIC SUPPLIES	1,846.00
730340	2,000.00
BUY MONEY SUPPLY	2,000.00
750600	-
CAPITAL OUTLAY-VEHICLES	-
7300	751.50
CONSTABLE PRECINCT 3	751.50
740510	(495.03)
PROFESSIONAL DEVELOPMENT	(495.03)
740640	1,246.53
CONTRACT SERVICES	1,246.53
7400	8,129.82
CONSTABLE PRECINCT 4	8,129.82
730160	-
CLOTHING	-
730260	2.00
VEHICLE SUPPLIES	2.00
730270	899.00
LAW ENFORCEMENT SPECIFIC SUPPLIES	899.00
730280	55.00
CANINE EXPENSES	55.00
730340	2,000.00
BUY MONEY SUPPLY	2,000.00
740140	601.50
VEHICLE MAINTENANCE	601.50
740510	35.00
PROFESSIONAL DEVELOPMENT	35.00
740640	450.33
CONTRACT SERVICES	450.33
740656	780.00
RENT AND LEASES	780.00
750600	3,086.99
CAPITAL OUTLAY-VEHICLES	3,086.99
730101	220.00
FOOD SUPPLIES	220.00
7500	61,358.76
CONSTABLE PRECINCT 5	61,358.76
730270	50,530.60
LAW ENFORCEMENT SPECIFIC SUPPLIES	50,530.60
740510	6,040.00
PROFESSIONAL DEVELOPMENT	6,040.00
740540	550.00
TRAVEL EXPENSE	550.00
740560	2,200.00
TRANSPORTATION	2,200.00

740656	2,038.16
RENT AND LEASES	2,038.16
203	1,475,857.34
JAIL COMMISSARY	1,475,857.34
6602	1,475,857.34
SHERIFF COMMISSARY	1,475,857.34
710110	111,222.71
SALARY/REGULAR	111,222.71
710130	3,536.26
SALARY/OVERTIME	3,536.26
710150	330.00
SALARY/SPECIAL PAY	330.00
720100	8,593.89
SOCIAL SECURITY	8,593.89
720110	25,386.11
EMPLOYEE INSURANCE	25,386.11
720120	14,081.27
RETIREMENT	14,081.27
720130	995.83
WORKERS COMPENSATION	995.83
720140	930.45
STATE UNEMPLOYMENT TAX	930.45
730100	252.00
OFFICE SUPPLIES	252.00
730120	6,449.64
BOOK SUPPLEMENTS	6,449.64
730140	64,810.53
JANITOR SUPPLIES	64,810.53
730150	209,679.81
INMATE SUPPLIES	209,679.81
730220	387,428.73
REPLACEMENTS	387,428.73
730260	710.50
VEHICLE SUPPLIES	710.50
730320	22,966.29
IT HARDWARE	22,966.29
730330	172,393.69
IT SOFTWARE	172,393.69
730332	750.00
TELEPHONE-REPAIRS/REPLACEMENT-RESTRICTED	750.00
730370	24,377.50
PERIODICALS	24,377.50
730380	5,463.99
AUDIO/VISUAL SUPPLIES	5,463.99
740504	18,733.77
ONLINE SERVICES	18,733.77
740512	317,737.08
PROFESSIONAL SERVICES	317,737.08
740640	7,162.76
CONTRACT SERVICES	7,162.76
740750	68,793.94
REMODEL	68,793.94
730101	3,070.59
FOOD SUPPLIES	3,070.59
204	222,553.78

LAW LIBRARY	222,553.78
3260	211,229.05
LAW LIBRARY	211,229.05
710110	96,293.89
SALARY/REGULAR	96,293.89
720100	7,119.17
SOCIAL SECURITY	7,119.17
720110	18,552.20
EMPLOYEE INSURANCE	18,552.20
720120	11,815.33
RETIREMENT	11,815.33
720140	670.36
STATE UNEMPLOYMENT TAX	670.36
730100	1,837.13
OFFICE SUPPLIES	1,837.13
730120	2,541.49
BOOK SUPPLEMENTS	2,541.49
740504	54,496.29
ONLINE SERVICES	54,496.29
740510	95.00
PROFESSIONAL DEVELOPMENT	95.00
740660	5,091.78
EQUIPMENT RENTAL	5,091.78
750700	12,713.92
CAPITAL OUTLAY-BOOKS	12,713.92
740260	2.49
INTEREST ON CREDIT CARDS	2.49
8100	11,324.73
COURT OPERATIONS	11,324.73
730120	1,542.21
BOOK SUPPLEMENTS	1,542.21
740504	9,782.52
ONLINE SERVICES	9,782.52
205	18,309.99
PRE-TRIAL DIVERSION	18,309.99
5100	18,309.99
DISTRICT ATTORNEY	18,309.99
710110	12,445.59
SALARY/REGULAR	12,445.59
720100	1,002.30
SOCIAL SECURITY	1,002.30
720110	800.24
EMPLOYEE INSURANCE	800.24
720120	1,625.25
RETIREMENT	1,625.25
720140	211.93
STATE UNEMPLOYMENT TAX	211.93
740660	2,224.68
EQUIPMENT RENTAL	2,224.68
206	3,477,253.70
COUNTY CLERK RECORDS MGMT & PRESERVATION	3,477,253.70
1206	49,420.43
COUNTY CLERK RECORDS MANAGEMENT/PRESERVATION	49,420.43
730100	7,052.27
OFFICE SUPPLIES	7,052.27

740110	156.71
IT SOFTWARE MAINTENANCE	156.71
740504	378.00
ONLINE SERVICES	378.00
740510	200.00
PROFESSIONAL DEVELOPMENT	200.00
740512	31,617.04
PROFESSIONAL SERVICES	31,617.04
740530	683.82
MOBILE PHONE AND DATA	683.82
740540	146.00
TRAVEL EXPENSE	146.00
740640	18.00
CONTRACT SERVICES	18.00
740656	9,118.59
RENT AND LEASES	9,118.59
740680	50.00
MEMBERSHIP/ASSOCIATION DUES	50.00
2300	3,404,911.31
COUNTY CLERK	3,404,911.31
710110	146,312.86
SALARY/REGULAR	146,312.86
710130	461.30
SALARY/OVERTIME	461.30
720100	11,009.24
SOCIAL SECURITY	11,009.24
720110	32,912.00
EMPLOYEE INSURANCE	32,912.00
720120	19,007.46
RETIREMENT	19,007.46
720140	1,716.67
STATE UNEMPLOYMENT TAX	1,716.67
740504	162.00
ONLINE SERVICES	162.00
740512	27,554.53
PROFESSIONAL SERVICES	27,554.53
740530	75.98
MOBILE PHONE AND DATA	75.98
750300	3,162,268.02
CAPITAL OUTLAY-BUILDING	3,162,268.02
750800	3,431.25
MAJOR PROJECTS	3,431.25
2303	22,921.96
COUNTY CLERK-RECORDS MANAGEMENT/PRESERVATION	22,921.96
710110	16,805.37
SALARY/REGULAR	16,805.37
720100	1,210.65
SOCIAL SECURITY	1,210.65
720110	4,192.40
EMPLOYEE INSURANCE	4,192.40
720120	1,063.71
RETIREMENT	1,063.71
720140	(350.17)
STATE UNEMPLOYMENT TAX	(350.17)
207	480,054.58

COUNTY RECORDS MANAGEMENT	480,054.58
3210	18,256.43
NON-DEPARTMENTAL	18,256.43
740640	18,256.43
CONTRACT SERVICES	18,256.43
6404	461,798.15
WARRANTS	461,798.15
710110	296,788.69
SALARY/REGULAR	296,788.69
710130	1,288.46
SALARY/OVERTIME	1,288.46
710150	240.00
SALARY/SPECIAL PAY	240.00
720100	22,480.02
SOCIAL SECURITY	22,480.02
720110	95,905.10
EMPLOYEE INSURANCE	95,905.10
720120	36,606.90
RETIREMENT	36,606.90
720140	2,729.64
STATE UNEMPLOYMENT TAX	2,729.64
730100	2,550.05
OFFICE SUPPLIES	2,550.05
740530	687.85
MOBILE PHONE AND DATA	687.85
740660	2,521.44
EQUIPMENT RENTAL	2,521.44
208	2,225.58
DISTRICT CLERK RECORDS MGMT & PRESERVATION	2,225.58
2700	2,225.58
DISTRICT CLERK	2,225.58
730100	386.08
OFFICE SUPPLIES	386.08
740570	36.00
ADVERTISING	36.00
740640	1,803.50
CONTRACT SERVICES	1,803.50
209	48,826.67
DISTRICT CLERK RECORDS PRESERVATION	48,826.67
2700	48,826.67
DISTRICT CLERK	48,826.67
730100	2,308.17
OFFICE SUPPLIES	2,308.17
740640	46,518.50
CONTRACT SERVICES	46,518.50
211	10,485.15
COUNTY AND DISTRICT COURT TECHNOLOGY	10,485.15
8107	6,735.77
COURT TECHNOLOGY COUNTY/DISTRICT	6,735.77
730100	2,290.46
OFFICE SUPPLIES	2,290.46
730380	2,861.57
AUDIO/VISUAL SUPPLIES	2,861.57
740530	1,166.03
MOBILE PHONE AND DATA	1,166.03

740660	417.71
EQUIPMENT RENTAL	417.71
1211	3,749.38
COUNTY & DISTRICT COURT TECHNOLOGY	3,749.38
730100	3,723.48
OFFICE SUPPLIES	3,723.48
740530	25.90
MOBILE PHONE AND DATA	25.90
212	63,916.20
COURT GUARDIANSHIP	63,916.20
8105	63,916.20
COURT GUARDIANSHIP	63,916.20
740230	42.90
LITIGATION EXPENSES	42.90
740270	34,900.16
APPOINTED ATTORNEY	34,900.16
740290	2,264.63
OTHER LITIGATION-APPOINTED ATTORNEY	2,264.63
740310	26,603.00
APPOINTED ATTORNEY-CIVIL	26,603.00
740540	105.51
TRAVEL EXPENSE	105.51
213	192,721.70
COURT REPORTER SERVICE	192,721.70
8106	192,721.70
COURT REPORTER	192,721.70
710110	127,500.00
SALARY/REGULAR	127,500.00
720100	9,753.75
SOCIAL SECURITY	9,753.75
720120	16,564.50
RETIREMENT	16,564.50
730100	1,483.52
OFFICE SUPPLIES	1,483.52
730330	599.00
IT SOFTWARE	599.00
740510	1,569.00
PROFESSIONAL DEVELOPMENT	1,569.00
740512	33,398.13
PROFESSIONAL SERVICES	33,398.13
740540	1,853.80
TRAVEL EXPENSE	1,853.80
214	444,313.76
COURTHOUSE SECURITY - COUNTY/DISTRICT COURT	444,313.76
6101	444,313.76
SHERIFF COURTHOUSE SECURITY	444,313.76
710110	174,190.76
SALARY/REGULAR	174,190.76
710130	1,564.66
SALARY/OVERTIME	1,564.66
720100	13,115.13
SOCIAL SECURITY	13,115.13
720110	33,015.15
EMPLOYEE INSURANCE	33,015.15
720120	21,565.22

RETIREMENT	21,565.22
720140	54.80
STATE UNEMPLOYMENT TAX	54.80
740530	10,602.77
MOBILE PHONE AND DATA	10,602.77
740640	188,715.69
CONTRACT SERVICES	188,715.69
740660	1,489.58
EQUIPMENT RENTAL	1,489.58
<b>216</b>	<b>217,425.65</b>
JUSTICE COURT TECHNOLOGY	217,425.65
8591	217,425.65
JP JUSTICE COURT TECHNOLOGY	217,425.65
730100	20,708.90
OFFICE SUPPLIES	20,708.90
730320	46,609.67
IT HARDWARE	46,609.67
740110	32,231.00
IT SOFTWARE MAINTENANCE	32,231.00
740510	150.00
PROFESSIONAL DEVELOPMENT	150.00
740512	109,791.61
PROFESSIONAL SERVICES	109,791.61
740530	3,896.89
MOBILE PHONE AND DATA	3,896.89
740640	2,437.58
CONTRACT SERVICES	2,437.58
740100	1,600.00
IT HARDWARE MAINTENANCE	1,600.00
<b>217</b>	<b>215,647.38</b>
JUVENILE CASE MANAGER	215,647.38
8592	215,647.38
JP JUVENILE CASE MANAGER	215,647.38
710110	147,085.10
SALARY/REGULAR	147,085.10
710130	1,168.47
SALARY/OVERTIME	1,168.47
720100	10,938.25
SOCIAL SECURITY	10,938.25
720110	36,990.26
EMPLOYEE INSURANCE	36,990.26
720120	18,190.76
RETIREMENT	18,190.76
720140	1,274.54
STATE UNEMPLOYMENT TAX	1,274.54
<b>218</b>	<b>2,330.50</b>
CC VITAL RECORDS PRESERVATION	2,330.50
2300	351.45
COUNTY CLERK	351.45
740512	351.45
PROFESSIONAL SERVICES	351.45
1218	1,979.05
CC VITAL RECORD PRESERVATION	1,979.05
730210	1,940.00
DATA PROCESSING SUPPLIES	1,940.00

740512	39.05
PROFESSIONAL SERVICES	39.05
219	1,225,541.65
CONTRACT ELECTION SERVICE	1,225,541.65
2502	187,679.80
CONTRACT ELECTION DIRECT PAID	187,679.80
710120	168,390.69
SALARY/OTHER	168,390.69
730100	5,996.58
OFFICE SUPPLIES	5,996.58
740120	175.00
MEDICAL SERVICES	175.00
740580	433.71
PRINTING	433.71
730101	12,683.82
FOOD SUPPLIES	12,683.82
2503	1,037,861.85
CONTRACT ELECTION MOCO PAYABLE	1,037,861.85
710110	176,823.80
SALARY/REGULAR	176,823.80
710130	28,814.14
SALARY/OVERTIME	28,814.14
720100	15,324.97
SOCIAL SECURITY	15,324.97
720110	41,207.40
EMPLOYEE INSURANCE	41,207.40
720120	22,570.16
RETIREMENT	22,570.16
720140	1,643.13
STATE UNEMPLOYMENT TAX	1,643.13
730100	8,972.58
OFFICE SUPPLIES	8,972.58
730250	2,581.42
SHOP SUPPLIES	2,581.42
730320	582,757.00
IT HARDWARE	582,757.00
730330	7,088.00
IT SOFTWARE	7,088.00
740510	2,908.94
PROFESSIONAL DEVELOPMENT	2,908.94
740512	128,225.37
PROFESSIONAL SERVICES	128,225.37
740530	3,953.42
MOBILE PHONE AND DATA	3,953.42
740540	707.82
TRAVEL EXPENSE	707.82
740580	14,283.70
PRINTING	14,283.70
220	63,531,562.48
GRANTS	63,531,562.48
2000	32,164,855.04
COUNTY JUDGE	32,164,855.04
710110	33,106.88
SALARY/REGULAR	33,106.88
710130	111,986.80



SALARY/OVERTIME	111,986.80
720100	10,989.17
SOCIAL SECURITY	10,989.17
720110	6,421.12
EMPLOYEE INSURANCE	6,421.12
720120	15,268.22
RETIREMENT	15,268.22
720140	233.65
STATE UNEMPLOYMENT TAX	233.65
730250	106.75
SHOP SUPPLIES	106.75
730320	28,526.93
IT HARDWARE	28,526.93
730390	4,213.00
MEDICAL SUPPLIES	4,213.00
740540	661.25
TRAVEL EXPENSE	661.25
740640	31,805,021.56
CONTRACT SERVICES	31,805,021.56
740694	9,109.25
FOOD SERVICE	9,109.25
750400	139,210.46
CAPITAL OUTLAY-FURNITURE FIXTURES AND EQUIPMENT	139,210.46
2500	272,180.00
ELECTIONS ADMINISTRATOR	272,180.00
710110	102,905.27
SALARY/REGULAR	102,905.27
710120	42,354.00
SALARY/OTHER	42,354.00
710130	86,062.57
SALARY/OVERTIME	86,062.57
720100	14,411.75
SOCIAL SECURITY	14,411.75
720120	13,292.89
RETIREMENT	13,292.89
730100	3,550.07
OFFICE SUPPLIES	3,550.07
730140	547.40
JANITOR SUPPLIES	547.40
730210	916.97
DATA PROCESSING SUPPLIES	916.97
740512	1,307.68
PROFESSIONAL SERVICES	1,307.68
740580	1,233.00
PRINTING	1,233.00
740656	5,598.40
RENT AND LEASES	5,598.40
2600	1,970,626.31
INFORMATION TECHNOLOGY	1,970,626.31
710110	1,929.87
SALARY/REGULAR	1,929.87
720100	130.89
SOCIAL SECURITY	130.89
720120	236.81
RETIREMENT	236.81

730320	1,968,328.74
IT HARDWARE	1,968,328.74
2800	12,174,953.43
COUNTY ATTORNEY	12,174,953.43
710110	-
SALARY/REGULAR	-
710140	-
SALARY/CELL PHONE ALLOWANCE	-
720100	-
SOCIAL SECURITY	-
720110	-
EMPLOYEE INSURANCE	-
720120	-
RETIREMENT	-
720140	-
STATE UNEMPLOYMENT TAX	-
740512	11,656,885.08
PROFESSIONAL SERVICES	11,656,885.08
740530	8,475.04
MOBILE PHONE AND DATA	8,475.04
750300	509,593.31
CAPITAL OUTLAY-BUILDING	509,593.31
740627	-
TELEPHONE-RESTRICTED	-
3000	2,167.61
BUILDING CUSTODIAL SERVICES	2,167.61
710110	883.70
SALARY/REGULAR	883.70
710130	949.31
SALARY/OVERTIME	949.31
720100	109.72
SOCIAL SECURITY	109.72
720120	224.88
RETIREMENT	224.88
3200	20,081.68
OTHER	20,081.68
740640	20,081.68
CONTRACT SERVICES	20,081.68
3300	1,070.54
PURCHASING AGENT	1,070.54
710110	899.31
SALARY/REGULAR	899.31
720100	60.89
SOCIAL SECURITY	60.89
720120	110.34
RETIREMENT	110.34
4100	57,517.16
ANIMAL SERVICES	57,517.16
710100	2,081.78
SALARY/OFFICIAL-DEPARTMENT HEAD	2,081.78
710110	11,269.72
SALARY/REGULAR	11,269.72
710130	15,533.61
SALARY/OVERTIME	15,533.61
720100	2,036.18

SOCIAL SECURITY	2,036.18
720120	3,544.11
RETIREMENT	3,544.11
730100	11,028.78
OFFICE SUPPLIES	11,028.78
730390	9,482.00
MEDICAL SUPPLIES	9,482.00
740140	2,540.98
VEHICLE MAINTENANCE	2,540.98
4200	3,006.70
FORENSIC SERVICES	3,006.70
710110	2,517.44
SALARY/REGULAR	2,517.44
720100	180.38
SOCIAL SECURITY	180.38
720120	308.88
RETIREMENT	308.88
4300	6,024,547.37
MCCD-COUNTY APPROPRIATIONS (CDBG)	6,024,547.37
710100	61,098.27
SALARY/OFFICIAL-DEPARTMENT HEAD	61,098.27
710110	217,577.31
SALARY/REGULAR	217,577.31
710130	3,825.96
SALARY/OVERTIME	3,825.96
710140	445.24
SALARY/CELL PHONE ALLOWANCE	445.24
720100	20,997.06
SOCIAL SECURITY	20,997.06
720110	47,978.50
EMPLOYEE INSURANCE	47,978.50
720120	34,711.15
RETIREMENT	34,711.15
720140	1,444.72
STATE UNEMPLOYMENT TAX	1,444.72
730100	4,660.79
OFFICE SUPPLIES	4,660.79
730110	4,423.15
POSTAGE	4,423.15
740510	-
PROFESSIONAL DEVELOPMENT	-
740512	1,555,258.02
PROFESSIONAL SERVICES	1,555,258.02
740530	331.10
MOBILE PHONE AND DATA	331.10
740540	667.98
TRAVEL EXPENSE	667.98
740570	6,036.55
ADVERTISING	6,036.55
740580	2,511.00
PRINTING	2,511.00
740640	4,017,646.48
CONTRACT SERVICES	4,017,646.48
740660	2,312.52
EQUIPMENT RENTAL	2,312.52

740750	38,069.57
REMODEL	38,069.57
740820	432.00
DEMOLITION	432.00
750800	2,245.00
MAJOR PROJECTS	2,245.00
740100	1,875.00
IT HARDWARE MAINTENANCE	1,875.00
4400	3,955.64
CONVENTION CENTER	3,955.64
710100	1,575.49
SALARY/OFFICIAL-DEPARTMENT HEAD	1,575.49
710110	1,743.92
SALARY/REGULAR	1,743.92
720100	228.93
SOCIAL SECURITY	228.93
720120	407.30
RETIREMENT	407.30
4900	10,080.25
RECYCLE CENTERS	10,080.25
750800	10,080.25
MAJOR PROJECTS	10,080.25
5000	56,801.56
AIRPORT	56,801.56
750800	56,801.56
MAJOR PROJECTS	56,801.56
5100	315,420.68
DISTRICT ATTORNEY	315,420.68
710110	118,216.16
SALARY/REGULAR	118,216.16
710130	78,753.40
SALARY/OVERTIME	78,753.40
710150	19,150.00
SALARY/SPECIAL PAY	19,150.00
720100	16,013.55
SOCIAL SECURITY	16,013.55
720110	23,613.50
EMPLOYEE INSURANCE	23,613.50
720120	26,561.41
RETIREMENT	26,561.41
720130	1,374.78
WORKERS COMPENSATION	1,374.78
720140	886.38
STATE UNEMPLOYMENT TAX	886.38
730100	494.00
OFFICE SUPPLIES	494.00
740512	4,640.00
PROFESSIONAL SERVICES	4,640.00
740640	25,717.50
CONTRACT SERVICES	25,717.50
5200	7,501,213.25
OFFICE OF HOMELAND SECURITY & EMERGENCY MANAGEMENT	7,501,213.25
710110	116,823.87
SALARY/REGULAR	116,823.87
710130	-

SALARY/OVERTIME	-
720100	8,606.10
SOCIAL SECURITY	8,606.10
720110	29,531.17
EMPLOYEE INSURANCE	29,531.17
720120	14,334.39
RETIREMENT	14,334.39
720130	511.10
WORKERS COMPENSATION	511.10
720140	582.16
STATE UNEMPLOYMENT TAX	582.16
730100	87,572.86
OFFICE SUPPLIES	87,572.86
730140	68,902.41
JANITOR SUPPLIES	68,902.41
730220	55,530.56
REPLACEMENTS	55,530.56
730240	653.01
FUEL	653.01
730250	117,052.63
SHOP SUPPLIES	117,052.63
730260	14,648.98
VEHICLE SUPPLIES	14,648.98
730270	50,216.60
LAW ENFORCEMENT SPECIFIC SUPPLIES	50,216.60
730300	3,197.60
COMMUNITY AWARENESS SUPPLIES	3,197.60
730320	38,088.83
IT HARDWARE	38,088.83
730330	47,900.00
IT SOFTWARE	47,900.00
730380	494,488.84
AUDIO/VISUAL SUPPLIES	494,488.84
730390	1,809,533.26
MEDICAL SUPPLIES	1,809,533.26
740110	13,347.00
IT SOFTWARE MAINTENANCE	13,347.00
740140	6,993.57
VEHICLE MAINTENANCE	6,993.57
740510	675.00
PROFESSIONAL DEVELOPMENT	675.00
740512	1,118,670.26
PROFESSIONAL SERVICES	1,118,670.26
740530	5,423.13
MOBILE PHONE AND DATA	5,423.13
740540	7,446.26
TRAVEL EXPENSE	7,446.26
740640	888,160.18
CONTRACT SERVICES	888,160.18
740656	126,500.00
RENT AND LEASES	126,500.00
740660	691,881.62
EQUIPMENT RENTAL	691,881.62
740694	-
FOOD SERVICE	-

740820	143,631.10
DEMOLITION	143,631.10
740930	11,563.75
DAMAGE REPAIRS	11,563.75
740970	16,544.70
FREIGHT AND HANDLING	16,544.70
750300	319,127.50
CAPITAL OUTLAY-BUILDING	319,127.50
750400	1,067,228.44
CAPITAL OUTLAY-FURNITURE FIXTURES AND EQUIPMENT	1,067,228.44
750600	112,707.94
CAPITAL OUTLAY-VEHICLES	112,707.94
730101	13,138.43
FOOD SUPPLIES	13,138.43
5300	15,721.89
FIRE MARSHAL - INVESTIGATIONS	15,721.89
710100	845.03
SALARY/OFFICIAL-DEPARTMENT HEAD	845.03
710110	7,488.55
SALARY/REGULAR	7,488.55
710130	4,826.45
SALARY/OVERTIME	4,826.45
720100	947.16
SOCIAL SECURITY	947.16
720120	1,614.70
RETIREMENT	1,614.70
5301	26,250.99
FIRE MARSHAL - INSPECTIONS	26,250.99
710110	8,313.87
SALARY/REGULAR	8,313.87
710130	13,668.67
SALARY/OVERTIME	13,668.67
720100	1,571.21
SOCIAL SECURITY	1,571.21
720120	2,697.24
RETIREMENT	2,697.24
5400	1,354,692.17
JUVENILE PROBATION-ADMINISTRATIVE	1,354,692.17
710110	619,320.99
SALARY/REGULAR	619,320.99
710130	355.10
SALARY/OVERTIME	355.10
710140	169.83
SALARY/CELL PHONE ALLOWANCE	169.83
720100	46,037.34
SOCIAL SECURITY	46,037.34
720110	160,923.61
EMPLOYEE INSURANCE	160,923.61
720120	76,048.34
RETIREMENT	76,048.34
720140	4,303.31
STATE UNEMPLOYMENT TAX	4,303.31
730100	21,539.29
OFFICE SUPPLIES	21,539.29
730240	1,480.58

FUEL	1,480.58
730260	21.80
VEHICLE SUPPLIES	21.80
730390	3,975.69
MEDICAL SUPPLIES	3,975.69
740400	4,800.00
AUDIT	4,800.00
740510	6,044.18
PROFESSIONAL DEVELOPMENT	6,044.18
740512	33,375.00
PROFESSIONAL SERVICES	33,375.00
740516	25,945.90
PROFESSIONAL SERVICES-URINALYSIS	25,945.90
740518	13,500.00
PROFESSIONAL SERVICES-POLYGRAPH	13,500.00
740530	7,395.11
MOBILE PHONE AND DATA	7,395.11
740540	7,106.64
TRAVEL EXPENSE	7,106.64
740660	172.80
EQUIPMENT RENTAL	172.80
740790	13,756.81
ELECTRONIC MONITORING	13,756.81
740800	139,766.83
PURCHASED RESIDENTIAL SERVICE-INTERNAL CONT	139,766.83
740810	168,653.02
PURCHASED RESIDENTIAL SERVICE-EXTERNAL CONT	168,653.02
5401	307,035.12
JUVENILE PROBATION-DETENTION	307,035.12
710110	67,032.61
SALARY/REGULAR	67,032.61
720100	5,038.45
SOCIAL SECURITY	5,038.45
720110	17,692.15
EMPLOYEE INSURANCE	17,692.15
720120	8,224.81
RETIREMENT	8,224.81
720140	795.08
STATE UNEMPLOYMENT TAX	795.08
730100	2,120.07
OFFICE SUPPLIES	2,120.07
740512	126,660.35
PROFESSIONAL SERVICES	126,660.35
740694	39,675.01
FOOD SERVICE	39,675.01
740800	12,059.09
PURCHASED RESIDENTIAL SERVICE-INTERNAL CONT	12,059.09
740810	27,737.50
PURCHASED RESIDENTIAL SERVICE-EXTERNAL CONT	27,737.50
6000	13,993.55
SHERIFF	13,993.55
730390	13,993.55
MEDICAL SUPPLIES	13,993.55
6200	180,057.04
SHERIFF CID	180,057.04

710110	35,366.26
SALARY/REGULAR	35,366.26
710130	194.32
SALARY/OVERTIME	194.32
720100	2,707.48
SOCIAL SECURITY	2,707.48
720110	9,276.07
EMPLOYEE INSURANCE	9,276.07
720120	4,363.24
RETIREMENT	4,363.24
720130	86.71
WORKERS COMPENSATION	86.71
720140	339.24
STATE UNEMPLOYMENT TAX	339.24
730100	558.72
OFFICE SUPPLIES	558.72
730270	41,915.00
LAW ENFORCEMENT SPECIFIC SUPPLIES	41,915.00
750600	85,250.00
CAPITAL OUTLAY-VEHICLES	85,250.00
6201	1,166.18
SHERIFF HOMICIDE VIOLENT CRIME	1,166.18
710110	0.00
SALARY/REGULAR	0.00
710130	973.50
SALARY/OVERTIME	973.50
720100	73.17
SOCIAL SECURITY	73.17
720120	119.51
RETIREMENT	119.51
6202	68,394.27
SHERIFF ORGANIZED CRIME	68,394.27
710110	203.11
SALARY/REGULAR	203.11
710130	40,827.89
SALARY/OVERTIME	40,827.89
720100	3,033.60
SOCIAL SECURITY	3,033.60
720110	31.14
EMPLOYEE INSURANCE	31.14
720120	5,034.52
RETIREMENT	5,034.52
730100	1,836.09
OFFICE SUPPLIES	1,836.09
730270	9,009.80
LAW ENFORCEMENT SPECIFIC SUPPLIES	9,009.80
740540	368.12
TRAVEL EXPENSE	368.12
740660	8,050.00
EQUIPMENT RENTAL	8,050.00
6300	55,118.58
SHERIFF PATROL	55,118.58
710110	119.63
SALARY/REGULAR	119.63
710130	44,996.55



SALARY/OVERTIME	44,996.55
720100	3,390.11
SOCIAL SECURITY	3,390.11
720120	5,535.56
RETIREMENT	5,535.56
720130	1,076.73
WORKERS COMPENSATION	1,076.73
6301	55,741.95
SHERIFF PATROL EAST	55,741.95
710130	45,721.07
SALARY/OVERTIME	45,721.07
720100	3,330.98
SOCIAL SECURITY	3,330.98
720110	1,057.74
EMPLOYEE INSURANCE	1,057.74
720120	5,609.77
RETIREMENT	5,609.77
720140	22.39
STATE UNEMPLOYMENT TAX	22.39
6302	429,059.67
SHERIFF PATROL WEST	429,059.67
710110	161,724.53
SALARY/REGULAR	161,724.53
710130	10,823.31
SALARY/OVERTIME	10,823.31
720100	13,078.12
SOCIAL SECURITY	13,078.12
720110	28,650.24
EMPLOYEE INSURANCE	28,650.24
720120	21,171.56
RETIREMENT	21,171.56
720130	2,726.73
WORKERS COMPENSATION	2,726.73
720140	965.31
STATE UNEMPLOYMENT TAX	965.31
730100	1,959.03
OFFICE SUPPLIES	1,959.03
730240	-
FUEL	-
730260	-
VEHICLE SUPPLIES	-
730270	456.00
LAW ENFORCEMENT SPECIFIC SUPPLIES	456.00
730330	7,657.75
IT SOFTWARE	7,657.75
740140	15,622.34
VEHICLE MAINTENANCE	15,622.34
740510	800.00
PROFESSIONAL DEVELOPMENT	800.00
740530	3,787.03
MOBILE PHONE AND DATA	3,787.03
740540	175.50
TRAVEL EXPENSE	175.50
740580	289.40
PRINTING	289.40

740640	157,102.82
CONTRACT SERVICES	157,102.82
740660	2,070.00
EQUIPMENT RENTAL	2,070.00
6303	15,105.51
SHERIFF PATROL SOUTH	15,105.51
710130	12,441.06
SALARY/OVERTIME	12,441.06
720100	732.41
SOCIAL SECURITY	732.41
720110	431.97
EMPLOYEE INSURANCE	431.97
720120	1,475.31
RETIREMENT	1,475.31
720140	24.76
STATE UNEMPLOYMENT TAX	24.76
6401	446.10
SHERIFF DISPATCH	446.10
710110	-
SALARY/REGULAR	-
710130	372.24
SALARY/OVERTIME	372.24
720100	28.19
SOCIAL SECURITY	28.19
720120	45.67
RETIREMENT	45.67
6402	1,014.58
SHERIFF CRIME LAB	1,014.58
710130	846.72
SALARY/OVERTIME	846.72
720100	63.96
SOCIAL SECURITY	63.96
720120	103.90
RETIREMENT	103.90
6500	28,568.78
SHERIFF ADMINISTRATIVE	28,568.78
710110	19,430.40
SALARY/REGULAR	19,430.40
710130	22.08
SALARY/OVERTIME	22.08
720100	1,479.07
SOCIAL SECURITY	1,479.07
720110	1,582.93
EMPLOYEE INSURANCE	1,582.93
720120	2,386.81
RETIREMENT	2,386.81
720130	33.98
WORKERS COMPENSATION	33.98
720140	286.48
STATE UNEMPLOYMENT TAX	286.48
730100	-
OFFICE SUPPLIES	-
730320	2,932.03
IT HARDWARE	2,932.03
740512	175.00

PROFESSIONAL SERVICES	175.00
740580	240.00
PRINTING	240.00
6501	412.59
SHERIFF INTERNAL AFFAIRS	412.59
710130	344.48
SALARY/OVERTIME	344.48
720100	25.84
SOCIAL SECURITY	25.84
720120	42.27
RETIREMENT	42.27
6601	2,756.50
SHERIFF JAIL	2,756.50
710110	(151.94)
SALARY/REGULAR	(151.94)
710130	2,416.24
SALARY/OVERTIME	2,416.24
720100	171.86
SOCIAL SECURITY	171.86
720110	41.73
EMPLOYEE INSURANCE	41.73
720120	277.87
RETIREMENT	277.87
720140	0.74
STATE UNEMPLOYMENT TAX	0.74
7100	97,824.88
CONSTABLE PRECINCT 1	97,824.88
710130	78,758.21
SALARY/OVERTIME	78,758.21
720100	5,893.96
SOCIAL SECURITY	5,893.96
720110	827.26
EMPLOYEE INSURANCE	827.26
720120	9,663.82
RETIREMENT	9,663.82
720130	167.83
WORKERS COMPENSATION	167.83
730270	2,513.80
LAW ENFORCEMENT SPECIFIC SUPPLIES	2,513.80
7200	41,906.52
CONSTABLE PRECINCT 2	41,906.52
710110	1,729.98
SALARY/REGULAR	1,729.98
710130	33,014.29
SALARY/OVERTIME	33,014.29
720100	2,582.15
SOCIAL SECURITY	2,582.15
720110	316.75
EMPLOYEE INSURANCE	316.75
720120	4,263.35
RETIREMENT	4,263.35
7300	19,301.00
CONSTABLE PRECINCT 3	19,301.00
710110	1,151.41
SALARY/REGULAR	1,151.41

710130	14,429.97
SALARY/OVERTIME	14,429.97
720100	1,149.55
SOCIAL SECURITY	1,149.55
720110	191.05
EMPLOYEE INSURANCE	191.05
720120	1,911.73
RETIREMENT	1,911.73
730100	266.45
OFFICE SUPPLIES	266.45
730280	200.84
CANINE EXPENSES	200.84
7400	222.28
CONSTABLE PRECINCT 4	222.28
710130	185.52
SALARY/OVERTIME	185.52
720100	14.00
SOCIAL SECURITY	14.00
720120	22.76
RETIREMENT	22.76
7500	36,028.87
CONSTABLE PRECINCT 5	36,028.87
710110	-
SALARY/REGULAR	-
710130	7,242.42
SALARY/OVERTIME	7,242.42
720100	539.18
SOCIAL SECURITY	539.18
720120	882.15
RETIREMENT	882.15
720130	160.62
WORKERS COMPENSATION	160.62
750600	27,204.50
CAPITAL OUTLAY-VEHICLES	27,204.50
8340	111,475.22
359TH DISTRICT COURT	111,475.22
710110	41,568.80
SALARY/REGULAR	41,568.80
720100	2,908.34
SOCIAL SECURITY	2,908.34
720110	8,752.05
EMPLOYEE INSURANCE	8,752.05
720120	5,100.55
RETIREMENT	5,100.55
720140	242.46
STATE UNEMPLOYMENT TAX	242.46
730100	2,635.27
OFFICE SUPPLIES	2,635.27
740512	52,356.95
PROFESSIONAL SERVICES	52,356.95
740540	(2,089.20)
TRAVEL EXPENSE	(2,089.20)
9100	27,251.48
COMMISSIONER PRECINCT 1	27,251.48
710110	14,892.52

SALARY/REGULAR	14,892.52
710130	7,933.37
SALARY/OVERTIME	7,933.37
720100	1,624.94
SOCIAL SECURITY	1,624.94
720120	2,800.65
RETIREMENT	2,800.65
9200	29,819.07
COMMISSIONER PRECINCT 2	29,819.07
710110	18,546.42
SALARY/REGULAR	18,546.42
710130	6,560.83
SALARY/OVERTIME	6,560.83
720100	1,734.60
SOCIAL SECURITY	1,734.60
720120	2,977.22
RETIREMENT	2,977.22
9400	13,382.03
COMMISSIONER PRECINCT 4	13,382.03
710110	2,693.02
SALARY/REGULAR	2,693.02
710130	534.52
SALARY/OVERTIME	534.52
720100	223.18
SOCIAL SECURITY	223.18
720120	396.08
RETIREMENT	396.08
730190	2,242.13
ROAD MATERIALS	2,242.13
740570	1,597.50
ADVERTISING	1,597.50
750800	5,695.60
MAJOR PROJECTS	5,695.60
9109	18,563.16
RECYCLE - PRECINCT 1	18,563.16
710110	15,232.83
SALARY/REGULAR	15,232.83
710130	246.36
SALARY/OVERTIME	246.36
720100	1,184.66
SOCIAL SECURITY	1,184.66
720110	(0.00)
EMPLOYEE INSURANCE	(0.00)
720120	1,899.31
RETIREMENT	1,899.31
9408	1,160.94
COMMUNITY CENTER - PRECINCT 4	1,160.94
710110	972.38
SALARY/REGULAR	972.38
720100	69.26
SOCIAL SECURITY	69.26
720120	119.30
RETIREMENT	119.30
9207	614.34
PARKS - PRECINCT 2	614.34

710110	428.80
SALARY/REGULAR	428.80
720100	29.53
SOCIAL SECURITY	29.53
720120	156.01
RETIREMENT	156.01
<b>221</b>	<b>187,527.47</b>
HAVA	187,527.47
2500	187,527.47
ELECTIONS ADMINISTRATOR	187,527.47
710100	-
SALARY/OFFICIAL-DEPARTMENT HEAD	-
710110	57,914.34
SALARY/REGULAR	57,914.34
710130	40,357.70
SALARY/OVERTIME	40,357.70
720100	7,472.95
SOCIAL SECURITY	7,472.95
720120	6,322.36
RETIREMENT	6,322.36
730100	7,173.41
OFFICE SUPPLIES	7,173.41
730140	135.96
JANITOR SUPPLIES	135.96
730210	601.05
DATA PROCESSING SUPPLIES	601.05
730240	113.45
FUEL	113.45
730250	446.37
SHOP SUPPLIES	446.37
730320	40,108.30
IT HARDWARE	40,108.30
740512	17,232.67
PROFESSIONAL SERVICES	17,232.67
740580	5,145.00
PRINTING	5,145.00
740656	979.72
RENT AND LEASES	979.72
740660	694.19
EQUIPMENT RENTAL	694.19
740100	2,830.00
IT HARDWARE MAINTENANCE	2,830.00
<b>300</b>	<b>30,008,845.47</b>
DEBT SERVICE	30,008,845.47
3290	30,008,845.47
DEBT SERVICE	30,008,845.47
780100	18,170,000.00
PRINCIPAL RETIREMENT	18,170,000.00
780200	11,685,259.88
INTEREST AND FISCAL CHARGES	11,685,259.88
780400	153,585.59
ISSUANCE COSTS	153,585.59
<b>340</b>	<b>(11,139,653.89)</b>
GASB 34 CONVERSION	(11,139,653.89)
1340	(11,139,653.89)

GASB 34 CONVERSION	(11,139,653.89)
740512	(655,591.38)
PROFESSIONAL SERVICES	(655,591.38)
750200	(44,434.91)
CAPITAL OUTLAY-LAND	(44,434.91)
750300	(436,708.95)
CAPITAL OUTLAY-BUILDING	(436,708.95)
750400	(768,404.77)
CAPITAL OUTLAY-FURNITURE FIXTURES AND EQUIPMENT	(768,404.77)
750500	(1,020.00)
CAPITAL OUTLAY-INTANGIBLES	(1,020.00)
750600	(329,067.17)
CAPITAL OUTLAY-VEHICLES	(329,067.17)
750700	(38,165.50)
CAPITAL OUTLAY-BOOKS	(38,165.50)
750800	(8,866,261.21)
MAJOR PROJECTS	(8,866,261.21)
400	5,520,389.30
LOCAL CAPITAL PROJECTS	5,520,389.30
1400	5,520,389.30
LOCAL CAPITAL PROJECTS	5,520,389.30
730320	117,973.43
IT HARDWARE	117,973.43
730330	13,734.84
IT SOFTWARE	13,734.84
740110	1,109,610.50
IT SOFTWARE MAINTENANCE	1,109,610.50
740512	462,280.91
PROFESSIONAL SERVICES	462,280.91
740628	18,040.00
TELEPHONE-FIBER OPTIC-RESTRICTED	18,040.00
740662	2,026,442.88
LEASE TO PURCHASE	2,026,442.88
750200	11,598.69
CAPITAL OUTLAY-LAND	11,598.69
750300	(82.99)
CAPITAL OUTLAY-BUILDING	(82.99)
750400	91,587.62
CAPITAL OUTLAY-FURNITURE FIXTURES AND EQUIPMENT	91,587.62
750800	1,669,203.42
MAJOR PROJECTS	1,669,203.42
404	2,115,217.91
C/P ROAD BONDS 2016	2,115,217.91
1903	1,874,289.07
CAPITAL ROAD PROJECTS	1,874,289.07
730190	483,621.32
ROAD MATERIALS	483,621.32
730200	118,792.43
CRUSHED CONCRETE/REJECT	118,792.43
740512	4,882.04
PROFESSIONAL SERVICES	4,882.04
750200	91,918.00
CAPITAL OUTLAY-LAND	91,918.00
750800	1,175,075.28
MAJOR PROJECTS	1,175,075.28

9200	(118.00)
COMMISSIONER PRECINCT 2	(118.00)
790100	(118.00)
REIMBURSEMENTS CLEARING	(118.00)
9400	241,046.84
COMMISSIONER PRECINCT 4	241,046.84
730190	238,347.84
ROAD MATERIALS	238,347.84
740512	2,224.00
PROFESSIONAL SERVICES	2,224.00
740730	475.00
ACQUISITION COSTS	475.00
405	5,196,985.93
C/P ROAD BONDS 2016A	5,196,985.93
1903	5,012,372.99
CAPITAL ROAD PROJECTS	5,012,372.99
740512	3,600.00
PROFESSIONAL SERVICES	3,600.00
740650	-
SIGN AND SIGNAL MAINTENANCE	-
750200	372,181.00
CAPITAL OUTLAY-LAND	372,181.00
750800	4,636,591.99
MAJOR PROJECTS	4,636,591.99
9100	54,588.24
COMMISSIONER PRECINCT 1	54,588.24
740430	3,360.00
STRIPING/SEALANT SERVICES	3,360.00
740512	51,228.24
PROFESSIONAL SERVICES	51,228.24
9400	130,024.70
COMMISSIONER PRECINCT 4	130,024.70
730190	119,219.78
ROAD MATERIALS	119,219.78
740512	5,751.92
PROFESSIONAL SERVICES	5,751.92
740730	5,053.00
ACQUISITION COSTS	5,053.00
406	6,382,134.86
C/P ROAD BONDS 2018	6,382,134.86
1903	3,594,971.09
CAPITAL ROAD PROJECTS	3,594,971.09
730190	698,146.49
ROAD MATERIALS	698,146.49
740512	253.39
PROFESSIONAL SERVICES	253.39
740650	-
SIGN AND SIGNAL MAINTENANCE	-
750800	2,896,571.21
MAJOR PROJECTS	2,896,571.21
9100	201,960.56
COMMISSIONER PRECINCT 1	201,960.56
730180	1,471.20
CULVERTS	1,471.20
740430	16,758.80



STRIPING/SEALANT SERVICES	16,758.80
740512	106,679.41
PROFESSIONAL SERVICES	106,679.41
750800	77,051.15
MAJOR PROJECTS	77,051.15
9200	2,708.00
COMMISSIONER PRECINCT 2	2,708.00
740512	63,340.00
PROFESSIONAL SERVICES	63,340.00
750800	(60,632.00)
MAJOR PROJECTS	(60,632.00)
9300	1,105,041.21
COMMISSIONER PRECINCT 3	1,105,041.21
750800	1,105,041.21
MAJOR PROJECTS	1,105,041.21
9400	1,477,454.00
COMMISSIONER PRECINCT 4	1,477,454.00
740512	865,599.86
PROFESSIONAL SERVICES	865,599.86
740920	9,500.00
APPRAISALS	9,500.00
750200	602,354.14
CAPITAL OUTLAY-LAND	602,354.14
407	4,781,495.51
C/P ROAD BONDS 2018B	4,781,495.51
1903	1,737,032.79
CAPITAL ROAD PROJECTS	1,737,032.79
740512	12,750.50
PROFESSIONAL SERVICES	12,750.50
750200	(1,814.00)
CAPITAL OUTLAY-LAND	(1,814.00)
750800	1,726,096.29
MAJOR PROJECTS	1,726,096.29
9100	19,570.85
COMMISSIONER PRECINCT 1	19,570.85
740430	2,000.00
STRIPING/SEALANT SERVICES	2,000.00
740512	17,570.85
PROFESSIONAL SERVICES	17,570.85
9200	2,330,324.64
COMMISSIONER PRECINCT 2	2,330,324.64
730190	2,167,564.93
ROAD MATERIALS	2,167,564.93
740512	162,759.71
PROFESSIONAL SERVICES	162,759.71
9400	694,567.23
COMMISSIONER PRECINCT 4	694,567.23
730190	694,567.23
ROAD MATERIALS	694,567.23
408	5,405,063.31
C/P SHERIFF'S PROJECTS	5,405,063.31
1408	5,405,063.31
SHERIFF PROJECTS	5,405,063.31
750200	998,264.50
CAPITAL OUTLAY-LAND	998,264.50

750800	4,406,798.81
MAJOR PROJECTS	4,406,798.81
500	30,720,008.93
SELF INSURANCE	30,720,008.93
2200	129.21
RISK MANAGEMENT	129.21
740962	24.36
EMPLOYEE ASSISTANCE PROGRAM FEES	24.36
740964	104.85
PREFERRED PROVIDER ORGANIZATION FEES	104.85
2201	30,719,879.72
SELF INSURANCE	30,719,879.72
730100	816.91
OFFICE SUPPLIES	816.91
730330	136,460.00
IT SOFTWARE	136,460.00
740120	20,808,255.83
MEDICAL SERVICES	20,808,255.83
740130	854,537.02
PHYSICIAN SERVICES	854,537.02
740190	4,968,274.81
RX CLAIMS	4,968,274.81
740512	144.00
PROFESSIONAL SERVICES	144.00
740640	7,669.76
CONTRACT SERVICES	7,669.76
740660	1,749.99
EQUIPMENT RENTAL	1,749.99
740710	546,345.27
ADMINISTRATIVE CHARGES	546,345.27
740740	13,258.38
BANK SERVICE CHARGES	13,258.38
740910	14,451.78
PCORI FEE	14,451.78
740940	1,522,613.98
INSURANCE PREMIUMS	1,522,613.98
740960	140,260.20
PRE-CERTIFICATION/ UTILITIZATION REVIEW FEES	140,260.20
740962	43,107.15
EMPLOYEE ASSISTANCE PROGRAM FEES	43,107.15
740964	253,681.69
PREFERRED PROVIDER ORGANIZATION FEES	253,681.69
740968	1,408,252.95
STOP LOSS PREMIUMS	1,408,252.95
501	921,375.40
WORKERS' COMPENSATION	921,375.40
2203	921,375.40
WORKERS COMPENSATION	921,375.40
740120	616,891.40
MEDICAL SERVICES	616,891.40
740700	304,484.00
INSURANCE/BOND PREMIUMS	304,484.00
502	2,695,276.09
PROPERTY/CASUALTY	2,695,276.09
2202	2,695,276.09

PROPERTY/CASUALTY	2,695,276.09
740700	68,150.33
INSURANCE/BOND PREMIUMS	68,150.33
740710	1,010,220.72
ADMINISTRATIVE CHARGES	1,010,220.72
740930	73,748.30
DAMAGE REPAIRS	73,748.30
740940	1,374,155.89
INSURANCE PREMIUMS	1,374,155.89
740950	3,837.00
BONDS-NOTARIES	3,837.00
740952	(4,836.15)
BONDS-SURETY	(4,836.15)
760600	170,000.00
SETTLEMENT COSTS	170,000.00
999	5,610,296.37
DEFAULT ZONE FUND	5,610,296.37
1903	5,610,296.37
CAPITAL ROAD PROJECTS	5,610,296.37
730180	8,309.00
CULVERTS	8,309.00
730190	561,461.35
ROAD MATERIALS	561,461.35
740512	177,410.39
PROFESSIONAL SERVICES	177,410.39
740650	-
SIGN AND SIGNAL MAINTENANCE	-
750200	-
CAPITAL OUTLAY-LAND	-
750800	4,863,115.63
MAJOR PROJECTS	4,863,115.63
(blank)	
(blank)	
(blank)	
(blank)	
(blank)	
(blank)	
421	1,559,162.34
ROAD BOND CLEARING FUND 421	1,559,162.34
1903	1,559,162.34
CAPITAL ROAD PROJECTS	1,559,162.34
750200	1,526,087.77
CAPITAL OUTLAY-LAND	1,526,087.77
750300	33,074.57
CAPITAL OUTLAY-BUILDING	33,074.57
750800	-
MAJOR PROJECTS	-
222	19,852,162.33
JAIL PASS THRU	19,852,162.33
6601	19,852,162.33
SHERIFF JAIL	19,852,162.33
740640	19,852,162.33
CONTRACT SERVICES	19,852,162.33



**Montgomery County, Texas**  
**Office of the County Auditor**  
501 North Thompson, Suite 205, Conroe, Texas 77301  
P. O. Box 539, Conroe, Texas 77305

Rakesh Pandey, CPA  
County Auditor

Angela H. Blocker  
1<sup>st</sup> Assistant County Auditor

Date: July 6, 2021  
To: Rakesh Pandey, County Auditor  
From: Starla Terry, Internal Audit Supervisor *STG*  
Re: Commissioners Court July 13, 2021 Meeting Submission for Consent Agenda

---

Consider and accept the following completed 3<sup>rd</sup> Quarter FY 2021 Cash Count Audit Reports:

- Adult Probation
- Airport
- Animal Shelter
- Commissioner, Precinct 1
- Commissioner, Precinct 2
- Commissioner, Precinct 3
- Commissioner, Precinct 4
- Constable, Precinct 1
- Constable, Precinct 2
- Constable, Precinct 3
- Constable, Precinct 4
- Constable, Precinct 5
- County Clerk
- District Attorney
- District Clerk
- District Court 359th
- Drug & DWI Court
- Elections
- Engineering
- Fire Marshal
- Forensics
- Justice of the Peace, Precinct 1
- Justice of the Peace, Precinct 2
- Justice of the Peace, Precinct 3
- Justice of the Peace, Precinct 4
- Justice of the Peace, Precinct 5
- Juvenile
- Law Library
- Lone Star Convention Center
- Memorial Library System
- Permits Division
- Sheriff Office
- Tax Office
- Treasurer



**Montgomery County, Texas**  
**Office of the County Auditor**  
501 North Thompson, Suite 205, Conroe, Texas 77301  
P. O. Box 539, Conroe, Texas 77305

Rakesh Pandey, CPA  
County Auditor

Angela H. Blocker  
1<sup>st</sup> Assistant County Auditor

DATE: June 8, 2021  
TO: Ronald Leach, Director  
CC: Bobby Light, Deputy Director  
FROM: Starla Terry, Internal Audit Supervisor *ST*  
RE: Adult Probation - Cash Count Audit Report for 3<sup>rd</sup> Quarter FY21

<b>CASH COUNT</b>
-------------------

In Accordance with LGC §115.0035 and LGC §130.902, Internal Audit conducted a surprise cash count on May 10, 2021.

As a result of our cash count, we found no variance.

Description	Collections/ Receipts	Amount Verified	Variance	Notes
Probation #1	1,129.00	1,129.00	0.00	
Bond #1	343.00	343.00	0.00	
Total	1,472.00	1,472.00	0.00	

Submission to the Commissioner's Court of this cash count audit report will be made on July 13, 2021. We appreciate the cooperation of the county offices during our review. If you have any questions concerning this report, please do not hesitate to contact me at 936-539-7820.

*Performed by: Tracie Longoria*

Tele: (936) 539-7820•••Fax (936) 788-8390•••Email: Rakesh.Pandey@mctx.org



**Montgomery County, Texas**  
**Office of the County Auditor**  
501 North Thompson, Suite 205, Conroe, Texas 77301  
P. O. Box 539, Conroe, Texas 77305

Rakesh Pandey, CPA  
County Auditor

Angela H. Blocker  
1<sup>st</sup> Assistant County Auditor

DATE: June 8, 2021  
TO: James Brown, Director  
CC: Stormi Erickson, Office Supervisor  
FROM: Starla Terry, Internal Audit Supervisor *ST*  
RE: Airport - Cash Count Audit Report for 3<sup>rd</sup> Quarter FY21

<b>CASH COUNT</b>
-------------------

In Accordance with LGC §115.0035 and LGC §130.902, Internal Audit conducted a surprise cash count on May 10, 2021.

As a result of our cash count, we found no variance.

Description	Collections/ Receipts	Amount Verified	Variance	Notes
Front Desk	246.40	246.40	0.00	
Total	246.40	246.40	0.00	

Submission to the Commissioner's Court of this cash count audit report will be made on July 13, 2021. We appreciate the cooperation of your office during our review. If you have any questions concerning this report, please do not hesitate to contact me at 936-539-7820.

*Performed by: Tracie Longoria*



**Montgomery County, Texas**  
**Office of the County Auditor**  
501 North Thompson, Suite 205, Conroe, Texas 77301  
P. O. Box 539, Conroe, Texas 77305

Rakesh Pandey, CPA  
County Auditor  
  
Angela H. Blocker  
1<sup>st</sup> Assistant County Auditor

DATE: June 8, 2021  
TO: Aaron Johnson, Director  
CC: Mark Wysocki, Assistant Director  
FROM: Starla Terry, Internal Audit Supervisor *SA*  
RE: Animal Services - Cash Count Audit Report for 3<sup>rd</sup> Quarter FY21

**CASH COUNT**

In Accordance with LGC §115.0035 and LGC §130.902, Internal Audit conducted a surprise cash count on May 14, 2021. Animal Shelter has a total change fund of \$400.


As a result of our cash count, we found no variance.

Description	Change Fund	Collections/ Receipts	Amount Verified	Variance	Notes
Cash Box #1 Front Office	100.00	0.00	100.00	0.00	
Cash Box #2 Front Office	100.00	365.00	465.00	0.00	
Cash Box #3 Front Office	100.00	135.00	235.00	0.00	
Cash Box #4 Extra	100.00	35.00	135.00	0.00	
Deposits	0.00	485.00	485.00	0.00	
Total	400.00	1,020.00	1,420.00	0.00	

Submission to the Commissioner's Court of this cash count audit report will be made on July 13, 2021. We appreciate the cooperation of your office during our review. If you have any questions concerning this report, please do not hesitate to contact me at 936-539-7820.

*Performed by: Tracie Longoria*

Tele: (936) 539-7820•••Fax (936) 788-8390•••Email [Rakesh.Pandey@mctx.org](mailto:Rakesh.Pandey@mctx.org)



**Montgomery County, Texas**  
**Office of the County Auditor**  
501 North Thompson, Suite 205, Conroe, Texas 77301  
P. O. Box 539, Conroe, Texas 77305

Rakesh Pandey, CPA  
County Auditor  
  
Angela H. Blocker  
1st Assistant County Auditor

DATE: June 8, 2021  
TO: Robert Walker, Commissioner Pct. 1  
CC: Susan Bingham, Administrative Assistant  
FROM: Starla Terry, Internal Audit Supervisor *ST*  
RE: Commissioner Pct. 1 - Cash Count Audit Report for 3<sup>rd</sup> Quarter FY21

<b>CASH COUNT</b>
-------------------

In Accordance with LGC §115.0035 and LGC §130.902, Internal Audit conducted a surprise cash count on May 11, 2021 for all offices. Precinct 1 has a total change fund of \$300.

As a result of our cash count, we found no variance.

Description	Change Fund	Collections/ Receipts	Amount Verified	Variance	Notes
Commissioner's Office	0.00	7,660.00	7,660.00	0.00	
Parks- Receipts	0.00	750.00	750.00	0.00	
Community Center - Willis	0.00	0.00	0.00	0.00	<b>1</b>
Community Center - Montgomery	0.00	2,100.00	2,100.00	0.00	
Lake Park	300.00	10.00	310.00	0.00	
Lake Park – Rentals	0.00	255.00	255.00	0.00	
Total	300.00	10,775.00	11,075.00	0.00	

**Note 1:** Unable to perform count at time of visit. The center was closed.

Submission to the Commissioner's Court of this cash count audit report will be made on July 13, 2021. We appreciate the cooperation of County offices during our review. If you have any questions concerning this report, please do not hesitate to contact me at 936-539-7820.

*Performed by: Tracie Longoria*





**Montgomery County, Texas**  
**Office of the County Auditor**  
501 North Thompson, Suite 205, Conroe, Texas 77301  
P. O. Box 539, Conroe, Texas 77305

Rakesh Pandey, CPA  
County Auditor  
  
Angela H. Blocker  
1<sup>st</sup> Assistant County Auditor

DATE: June 8, 2021  
TO: Charlie Riley, Commissioner Pct. 2  
CC: Joanne Moore, Administrative Manager  
FROM: Starla Terry, Internal Audit Supervisor *SA*  
RE: Commissioner Pct. 2 - Cash Count Audit Report for 3<sup>rd</sup> Quarter FY21

<b>CASH COUNT</b>
-------------------


In Accordance with LGC §115.0035 and LGC §130.902, Internal Audit conducted a surprise cash count on May 12, 2021 for all offices.

There were no receipts at the time of our count.

Description	Collections/ Receipts	Amount Verified	Variance	Notes
Commissioner's Office	0.00	0.00	0.00	
Community Center	0.00	0.00	0.00	
Recycle Center	0.00	0.00	0.00	
Total	0.00	0.00	0.00	

Submission to the Commissioner's Court of this cash count audit report will be made on July 13, 2021. We appreciate the cooperation of the county offices during our review. If you have any questions concerning this report, please do not hesitate to contact me at 936-539-7820.

*Performed by: Tracie Longoria*



**Montgomery County, Texas**  
**Office of the County Auditor**  
501 North Thompson, Suite 205, Conroe, Texas 77301  
P. O. Box 539, Conroe, Texas 77305

Rakesh Pandey, CPA  
County Auditor

Angela H. Blocker  
1<sup>st</sup> Assistant County Auditor

DATE: June 8, 2021  
TO: James L. Noack, Commissioner Pct. 3  
CC: Cody Grimes, Manager Projects & Logistics  
FROM: Starla Terry, Internal Audit Supervisor *ST*  
RE: Commissioner Pct. 3 - Cash Count Audit Report for 3<sup>rd</sup> Quarter FY21

<b>CASH COUNT</b>
-------------------

In Accordance with LGC §115.0035 and LGC §130.902, Internal Audit conducted a surprise cash count on May 14, 2021 for all offices. Precinct 3, Recycle Center has a total change fund of \$250.

As a result of our cash count, we found no variance.

Description	Change Fund	Collections/ Receipts	Amount Verified	Variance	Notes
Commissioner's Office	0.00	0.00	0.00	0.00	
Community Ctr.- Rental	0.00	500.00	500.00	0.00	
Recycle Center Drawer #1	100.00	0.00	100.00	0.00	
Hazardous Waste	100.00	0.00	100.00	0.00	
Recycle Center Extra	50.00	0.00	50.00	0.00	
Deposit	0.00	870.00	870.00	0.00	
Total	250.00	1,370.00	1,620.00	0.00	

Submission to the Commissioner's Court of this cash count audit report will be made on July 13, 2021. We appreciate the cooperation of the county offices during our review. If you have any questions concerning this report, please do not hesitate to contact me at 936-539-7820.

*Performed by: Tracie Longoria*



**Montgomery County, Texas**  
**Office of the County Auditor**  
501 North Thompson, Suite 205, Conroe, Texas 77301  
P. O. Box 539, Conroe, Texas 77305

Rakesh Pandey, CPA  
County Auditor

Angela H. Blocker  
1<sup>st</sup> Assistant County Auditor

DATE: June 8, 2021  
TO: James Metts, Commissioner Pct. 4  
CC: Phyllis Martin, Chief of Staff  
FROM: Starla Terry, Internal Audit Supervisor *ST*  
RE: Commissioner Pct. 4 - Cash Count Audit Report for 3<sup>rd</sup> Quarter FY21

**CASH COUNT**

In Accordance with LGC §115.0035 and LGC §130.902, Internal Audit conducted a surprise cash count on May 13, 2021.

As a result of our cash count, we found no variance.

Description	Collections/ Receipts	Amount Verified	Variance	Notes
Culverts	1,750.00	1,750.00	0.00	
Community Center	0.00	0.00	0.00	<b>1</b>
Deposit	3,948.75	3,948.75	0.00	
Total	5,698.75	5,698.75	0.00	

**Note 1:** Unable to perform count at time of visit. The center was closed.

Submission to the Commissioner's Court of this cash count audit report will be made on July 13, 2021. We appreciate the cooperation of your office during our review. If you have any questions concerning this report, please do not hesitate to contact me at 936-539-7820.

*Performed by: Tracie Longoria*



**Montgomery County, Texas**  
**Office of the County Auditor**  
501 North Thompson, Suite 205, Conroe, Texas 77301  
P. O. Box 539, Conroe, Texas 77305

Rakesh Pandey, CPA  
County Auditor  
  
Angela H. Blocker  
1<sup>st</sup> Assistant County Auditor

DATE: June 8, 2021  
TO: Philip Cash, Constable Pct. 1  
CC: Sherry McCrorey, Administrative Assistant  
FROM: Starla Terry, Internal Audit Supervisor *ST*  
RE: Constable Pct. 1 - Cash Count Audit Report for 3<sup>rd</sup> Quarter FY21

**CASH COUNT**

In Accordance with LGC §115.0035 and LGC §130.902, Internal Audit conducted a surprise cash count on May 11, 2021.

As a result of our cash count, we found the following variance.


Description	Collections/ Receipts	Amount Verified	Variance	Notes
Admin. Desk	0.00	75.00	75.00	1
	0.00	75.00	75.00	

**Note 1:** This overage was for a payment that was just received upon our arrival. Therefore, the manager hadn't receipted in the system yet.

Submission to the Commissioner's Court of this cash count audit report will be made on July 13, 2021. We appreciate the cooperation of your office during our review. If you have any questions concerning this report, please do not hesitate to contact me at 936-539-7820.

*Performed by: Tracie Longoria*

Tele: (936) 539-7820•••Fax (936) 788-8390•••Email: Rakesh.Pandy@mctx.org



**Montgomery County, Texas**  
**Office of the County Auditor**

501 North Thompson, Suite 205, Conroe, Texas 77301  
P. O. Box 539, Conroe, Texas 77305

Rakesh Pandey, CPA  
County Auditor

Angela H. Blocker  
1<sup>st</sup> Assistant County Auditor

DATE: June 8, 2021  
TO: Gene DeForest, Constable Pct. 2  
CC: Mary Brown, Administrative Assistant  
FROM: Starla Terry, Internal Audit Supervisor *ST*  
RE: Constable Pct. 2 - Cash Count Audit Report for 3<sup>rd</sup> Quarter FY21

**CASH COUNT**

In Accordance with LGC §115.0035 and LGC §130.902, Internal Audit conducted a surprise cash count on May 10, 2021.


As a result of our cash count we found no variance.

Description	Collections/ Receipts	Amount Verified	Variance	Notes
Admin. Desk	3,110.00	3,110.00	0.00	
Total	3,110.00	3,110.00	0.00	

Submission to the Commissioner's Court of this cash count audit report will be made on July 13, 2021. We appreciate the cooperation of your office during our review. If you have any questions concerning this report, please do not hesitate to contact me at 936-539-7820.

*Performed by: Tracie Longoria*

Tele: (936) 539-7820•••Fax (936) 788-8390•••Email: [Rakesh.Pandey@mctx.org](mailto:Rakesh.Pandey@mctx.org)



**Montgomery County, Texas**  
**Office of the County Auditor**  
501 North Thompson, Suite 205, Conroe, Texas 77301  
P. O. Box 539, Conroe, Texas 77305

Rakesh Pandey, CPA  
County Auditor

Angela H. Blocker  
1<sup>st</sup> Assistant County Auditor

DATE: June 8, 2021  
TO: Ryan Gable, Constable Pct. 3  
CC: Felicity Davis, Administrative Manager  
FROM: Starla Terry, Internal Audit Supervisor *ST*  
RE: Constable Pct. 3 - Cash Count Audit Report for 3<sup>rd</sup> Quarter FY21

<b>CASH COUNT</b>
-------------------


In Accordance with LGC §115.0035 and LGC §130.902, Internal Audit conducted a surprise cash count on May 14, 2021.

As a result of our cash count, we found no variance.

Description	Collections/ Receipts	Amount Verified	Variance	Notes
Admin. Desk	1,905.00	1,905.00	0.00	
Total	1,905.00	1,905.00	0.00	

Submission to the Commissioner's Court of this cash count audit report will be made on July 13, 2021. We appreciate the cooperation of your office during our review. If you have any questions concerning this report, please do not hesitate to contact me at 936-539-7820.

*Performed by: Tracie Longoria*



**Montgomery County, Texas**  
**Office of the County Auditor**  
501 North Thompson, Suite 205, Conroe, Texas 77301  
P. O. Box 539, Conroe, Texas 77305

Rakesh Pandey, CPA  
County Auditor

Angela H. Blocker  
1<sup>st</sup> Assistant County Auditor

DATE: June 8, 2021  
TO: Kenneth "Rowdy" Hayden, Constable Pct. 4  
CC: Barry Welch, Chief Deputy  
FROM: Starla Terry, Internal Audit Supervisor *ST*  
RE: Constable Pct. 4 - Cash Count Audit Report for 3<sup>rd</sup> Quarter FY21

<b>CASH COUNT</b>
-------------------

In Accordance with LGC §115.0035 and LGC §130.902, Internal Audit conducted a surprise cash count on May 13, 2021.

As a result of our cash count, we found no variance

Description	Collections/ Receipts	Amount Verified	Variance	Notes
Admin. Desk	225.00	225.00	0.00	
Total	225.00	225.00	0.00	

Submission to the Commissioner's Court of this cash count audit report will be made on July 13, 2021. We appreciate the cooperation of your office during our review. If you have any questions concerning this report, please do not hesitate to contact me at 936-539-7820.

*Performed by: Tracie Longoria*



**Montgomery County, Texas**  
**Office of the County Auditor**  
501 North Thompson, Suite 205, Conroe, Texas 77301  
P. O. Box 539, Conroe, Texas 77305

Rakesh Pandey, CPA  
County Auditor

Angela H. Blocker  
1<sup>st</sup> Assistant County Auditor

DATE: June 8, 2021  
TO: Chris Jones, Constable Pct. 5  
FROM: Starla Terry, Internal Audit Supervisor *ST*  
RE: Constable Pct. 5 - Cash Count Audit Report for 3<sup>rd</sup> Quarter FY21

<b>CASH COUNT</b>
-------------------

In Accordance with LGC §115.0035 and LGC §130.902, Internal Audit conducted a surprise cash count on May 12, 2021.

As a result of our cash count, we found no variance.

Description	Collections/ Receipts	Amount Verified	Variance	Notes
Admin. Desk	75.00	75.00	0.00	
Total	75.00	75.00	0.00	

Submission to the Commissioner's Court of this cash count audit report will be made on July 13, 2021. We appreciate the cooperation of your office during our review. If you have any questions concerning this report, please do not hesitate to contact me at 936-539-7820.

*Performed by: Tracie Longoria*

Tele: (936) 539-7820•••Fax (936) 788-8390•••Email: Rakesh.Pandey@mctx.org





**Montgomery County, Texas**  
**Office of the County Auditor**  
501 North Thompson, Suite 205, Conroe, Texas 77301  
P. O. Box 539, Conroe, Texas 77305

Rakesh Pandey, CPA  
County Auditor

Angela H. Blocker  
1<sup>st</sup> Assistant County Auditor

DATE: June 8, 2021  
TO: Mark Turnbull, County Clerk  
CC: Darin Bailey, Administrative Manager  
FROM: Starla Terry, Internal Audit Supervisor *ST*  
RE: County Clerk - Cash Count Audit Report for 3<sup>rd</sup> Quarter FY21

**CASH COUNT**

In Accordance with LGC §115.0035 and LGC §130.902, Internal Audit conducted a surprise cash count for each County Clerk location. County Clerk has a total change fund of \$1,950.

As a result of our cash count, we found no variance at the following locations:


Conroe May 27, 2021	Change Fund	Collections/ Receipts	Amount Verified	Variance	Notes
Vitals #1	75.00	0.00	75.00	0.00	
Vitals #2	75.00	67.00	142.00	0.00	
Vitals #3	75.00	0.00	75.00	0.00	
Research #1	50.00	0.00	50.00	0.00	
Research #2	50.00	0.00	50.00	0.00	
Civil Change Bag	50.00	0.00	50.00	0.00	
Recording #1	50.00	2,567.00	2,617.00	0.00	
Recording #2	50.00	0.00	50.00	0.00	
Change Bag	400.00	0.00	400.00	0.00	
Criminal Backup	150.00	0.00	150.00	0.00	
Courts/Criminal #1	225.00	2,750.00	2,975.00	0.00	
4 <sup>th</sup> Floor Probate	100.00	4.00	104.00	0.00	
Receipts	0.00	11.00	11.00	0.00	
Total	1,350.00	5,399.00	6,749.00	0.00	

New Caney May 13, 2021	Change Fund	Collections/ Receipts	Amount Verified	Variance	Notes
Drawer 1	100.00	0.00	100.00	0.00	
Drawer 2	100.00	159.00	259.00	0.00	
Criminal - Receipts	0.00	0.00	0.00	0.00	
Total	200.00	159.00	359.00	0.00	

<b>The Woodlands May 14, 2021</b>	<b>Change Fund</b>	<b>Collections/ Receipts</b>	<b>Amount Verified</b>	<b>Variance</b>	<b>Notes</b>
Drawer #1	100.00	0.00	100.00	0.00	
Drawer #2	100.00	0.00	100.00	0.00	
Change Bag #1	100.00	0.00	100.00	0.00	
Change Bag #2	100.00	0.00	100.00	0.00	
Criminal - Receipts	0.00	100.00	100.00	0.00	
Total	400.00	100.00	500.00	0.00	

Submission to the Commissioner's Court of this cash count audit report will be made on July 13, 2021. We appreciate the cooperation of the county offices during our review. If you have any questions concerning this report, please do not hesitate to contact me at 936-539-7820.

*Performed by: Tracie Longoria*



**Montgomery County, Texas**  
**Office of the County Auditor**  
501 North Thompson, Suite 205, Conroe, Texas 77301  
P. O. Box 539, Conroe, Texas 77305

Rakesh Pandey, CPA  
County Auditor  
  
Angela H. Blocker  
1<sup>st</sup> Assistant County Auditor

DATE: June 8, 2021  
TO: Brett Ligon, District Attorney  
CC: Melisa Appleton, Administrator  
FROM: Starla Terry, Internal Audit Supervisor *ST*  
RE: District Attorney Pre-Trial - Cash Count Audit Report for 3<sup>rd</sup> Quarter FY21

<b>CASH COUNT</b>
-------------------

In Accordance with LGC §115.0035 and LGC §130.902, Internal Audit conducted a surprise cash count on June 2, 2021.

As a result of our cash count, there were no receipts for Pre-Trial Diversion. As verified by the department, they only take credit cards now. Therefore, we will remove them from the quarterly cash count visits moving forward.

Description	Collections/ Receipts	Amount Verified	Variance	Notes
Pre-Trial Diversion - Receipts	0.00	0.00	0.00	
Total	0.00	0.00	0.00	

Submission to the Commissioner's Court of this cash count audit report will be made on July 13, 2021. We appreciate the cooperation of your office during our review. If you have any questions concerning this report, please do not hesitate to contact me at 936-539-7820.

*Performed by: Tracie Longoria*



**Montgomery County, Texas**  
**Office of the County Auditor**  
501 North Thompson, Suite 205, Conroe, Texas 77301  
P. O. Box 539, Conroe, Texas 77305

Rakesh Pandey, CPA  
County Auditor

Angela H. Blocker  
1<sup>st</sup> Assistant County Auditor

DATE: June 8, 2021  
TO: Melisa Miller, District Clerk  
CC: Kelsey Padgett, Chief Deputy  
FROM: Starla Terry, Internal Audit Supervisor *ST*  
RE: District Clerk - Cash Count Audit Report for 3<sup>rd</sup> Quarter FY21

**CASH COUNT**

In Accordance with LGC §115.0035 and LGC §130.902, Internal Audit conducted a surprise cash count on May 27, 2021. The District Clerk has a total change fund of \$920.

As a result of our cash count, we found no variance.

Description	Change Fund	Collections/ Receipts	Amount Verified	Variance	Notes
File Room Till	230.00	200.00	430.00	0.00	
File Room Till Back-up	230.00	100.00	330.00	0.00	
Central Office	230.00	0.00	230.00	0.00	
Central Office Back-up	230.00	25,345.07	25,575.07	0.00	
Total	920.00	25,645.07	26,565.07	0.00	

Submission to the Commissioner's Court of this cash count audit report will be made on July 13, 2021. We appreciate the cooperation of the county offices during our review. If you have any questions concerning this report, please do not hesitate to contact me at 936-539-7820.

*Performed by: Tracie Longoria*

Tele: (936) 539-7820•••Fax (936) 788-8390•••Email: Rakesh.Pandey@mctx.org



**Montgomery County, Texas**  
**Office of the County Auditor**  
501 North Thompson, Suite 205, Conroe, Texas 77301  
P. O. Box 539, Conroe, Texas 77305

Rakesh Pandey, CPA  
County Auditor  
Angela H. Blocker  
1st Assistant County Auditor

DATE: June 8, 2021  
TO: Judge Kathleen Hamilton, 359<sup>th</sup> District Court  
CC: Susan Wilson, Court Administrator  
FROM: Starla Terry, Internal Audit Supervisor *ST*  
RE: 359<sup>th</sup> District Court - Cash Count Audit Report for 3<sup>rd</sup> Quarter FY21

**CASH COUNT**


In Accordance with LGC §115.0035 and LGC §130.909, Internal Audit conducted a cash count on June 2, 2021. Judge Hamilton has a petty cash fund of \$400.

As a result of our cash count, we found no variance.

Description	Petty Cash	Cash Vouchers	Amount Verified	Variance	Notes
Court Administrator	225.14	174.86	400.00	0.00	
Total	225.14	174.86	400.00	0.00	

Submission to the Commissioner's Court of this cash count audit report will be made on July 13, 2021. We appreciate the cooperation of your office during our review. If you have any questions concerning this report, please do not hesitate to contact me at 936-539-7820.

*Performed by: Tracie Longoria*



**Montgomery County, Texas**  
**Office of the County Auditor**  
501 North Thompson, Suite 205, Conroe, Texas 77301  
P. O. Box 539, Conroe, Texas 77305

Rakesh Pandey, CPA  
County Auditor  
  
Angela H. Blocker  
1<sup>st</sup> Assistant County Auditor

DATE: June 8, 2021  
TO: Christen Arnold, Director  
FROM: Starla Terry, Internal Audit Supervisor *ST*  
RE: Drug & DWI Court - Cash Count Audit Report for 3<sup>rd</sup> Quarter FY21

<b>CASH COUNT</b>
-------------------

In Accordance with LGC §115.0035 and LGC §130.902, Internal Audit conducted a surprise cash count on June 2, 2021. Drug & DWI Court has a total change fund of \$400.

As a result of our cash count, we found no variance.

Description	Change Fund	Collections/ Receipts	Amount Verified	Variance	Notes
Cash Drawer #1	100.00	175.00	275.00	0.00	
Cash Drawer #2	100.00	460.00	560.00	0.00	
Cash Drawer #3	100.00	0.00	100.00	0.00	
Cash Drawer #4	100.00	0.00	100.00	0.00	
Deposit	0.00	1,703.00	1,703.00	0.00	
Total	400.00	2,338.00	2,738.00	0.00	

Submission to the Commissioner's Court of this cash count audit report will be made on July 13, 2021. We appreciate the cooperation of your office during our review. If you have any questions concerning this report, please do not hesitate to contact me at 936-539-7820.

*Performed by: Tracie Longoria*



**Montgomery County, Texas**  
**Office of the County Auditor**  
501 North Thompson, Suite 205, Conroe, Texas 77301  
P. O. Box 539, Conroe, Texas 77305

Rakesh Pandey, CPA  
County Auditor

Angela H. Blocker  
1<sup>st</sup> Assistant County Auditor

DATE: June 8, 2021  
TO: Suzie Harvey, Elections Administrator  
FROM: Starla Terry, Internal Audit Supervisor *ST*  
RE: Elections - Cash Count Audit Report for 3<sup>rd</sup> Quarter FY21

<b>CASH COUNT</b>
-------------------


In Accordance with LGC §115.0035 and LGC §130.902, Internal Audit conducted a surprise cash count on May 10, 2021. Elections has a total change fund of \$35.

There were no receipts at the time of our count.

Description	Change Fund	Collections/ Receipts	Amount Verified	Variance	Notes
Change Box	35.00	0.00	35.00	0.00	
Total	35.00	0.00	35.00	0.00	

Submission to the Commissioner's Court of this cash count audit report will be made on July 13, 2021. We appreciate the cooperation of your office during our review. If you have any questions concerning this report, please do not hesitate to contact me at 936-539-7820.

*Performed by: Tracie Longoria*



**Montgomery County, Texas**  
**Office of the County Auditor**  
501 North Thompson, Suite 205, Conroe, Texas 77301  
P. O. Box 539, Conroe, Texas 77305

Rakesh Pandey, CPA  
County Auditor

Angela H. Blocker  
1<sup>st</sup> Assistant County Auditor

DATE: June 8, 2021  
TO: Jeff Johnson, County Engineer  
CC: Lori Bass, Administrative Assistant  
FROM: Starla Terry, Internal Audit Supervisor *ST*  
RE: Engineering - Cash Count Audit Report for 3<sup>rd</sup> Quarter FY21

<b>CASH COUNT</b>
-------------------

In Accordance with LGC §115.0035 and LGC §130.902, Internal Audit conducted a surprise cash count on May 26, 2021.

There were no receipts at the time of our count.

Description	Collections/ Receipts	Amount Verified	Variance	Notes
Admin. Desk	0.00	0.00	0.00	
Total	0.00	0.00	0.00	

Submission to the Commissioner's Court of this cash count audit report will be made on July 13, 2021. We appreciate the cooperation of your office during our review. If you have any questions concerning this report, please do not hesitate to contact me at 936-539-7820.

*Performed by: Tracie Longoria*





**Montgomery County, Texas**  
**Office of the County Auditor**  
501 North Thompson, Suite 205, Conroe, Texas 77301  
P. O. Box 539, Conroe, Texas 77305

Rakesh Pandey, CPA  
County Auditor

Angela H. Blocker  
1<sup>st</sup> Assistant County Auditor

DATE: June 8, 2021  
TO: Jimmy Williams, Fire Marshal  
CC: Jennifer Janes, Administration  
FROM: Starla Terry, Internal Audit Supervisor *ST*  
RE: Fire Marshal - Cash Count Audit Report for 3<sup>rd</sup> Quarter FY21

**CASH COUNT**

In Accordance with LGC §115.0035 and LGC §130.902, Internal Audit conducted a surprise cash count on May 26, 2021.

As a result of our cash count, we found no variance.

Description	Collections/ Receipts	Amount Verified	Variance	Notes
Front Desk	1,275.00	1,275.00	0.00	
Total	1,275.00	1,275.00	0.00	

Submission to the Commissioner's Court of this cash count audit report will be made on July 13, 2021. We appreciate the cooperation of your office during our review. If you have any questions concerning this report, please do not hesitate to contact me at 936-539-7820.

*Performed by: Tracie Longoria*



**Montgomery County, Texas**  
**Office of the County Auditor**  
501 North Thompson, Suite 205, Conroe, Texas 77301  
P. O. Box 539, Conroe, Texas 77305

Rakesh Pandey, CPA  
County Auditor

Angela H. Blocker  
1<sup>st</sup> Assistant County Auditor

DATE: June 8, 2021  
TO: Dr. Kathryn Pinneri, Director  
CC: Heather Reyes, Administrative Manager  
FROM: Starla Terry, Internal Audit Supervisor *ST*  
RE: Forensics - Cash Count Audit Report for 3<sup>rd</sup> Quarter FY21

**CASH COUNT**


In Accordance with LGC §115.0035 and LGC §130.902, Internal Audit conducted a surprise cash count on May 10, 2021.

There were no receipts at the time of our count.

Description	Collections/ Receipts	Amount Verified	Variance	Notes
Front Desk	0.00	0.00	0.00	
Total	0.00	0.00	0.00	

Submission to the Commissioner's Court of this cash count audit report will be made on July 13, 2021. We appreciate the cooperation of your office during our review. If you have any questions concerning this report, please do not hesitate to contact me at 936-539-7820.

*Performed by: Tracie Longoria*



**Montgomery County, Texas**  
**Office of the County Auditor**  
501 North Thompson, Suite 205, Conroe, Texas 77301  
P. O. Box 539, Conroe, Texas 77305

Rakesh Pandey, CPA  
County Auditor  
  
Angela H. Blocker  
1<sup>st</sup> Assistant County Auditor

DATE: June 8, 2021  
TO: Judge Wayne Mack, Justice of the Peace, Pct. 1  
CC: Kim Wilson, Administrative Manager  
Brandie Lopez, Administrative Manager  
FROM: Starla Terry, Internal Audit Supervisor *ST*  
RE: Justice of the Peace, Pct. 1 - Cash Count Audit Report for 3<sup>rd</sup> Quarter FY21

**CASH COUNT**

In Accordance with LGC §115.0035 and LGC §130.902, Internal Audit conducted a surprise cash count at each location. Justice of the Peace Precinct 1 has a total change fund of \$600.

As a result of our cash count, we found no variance at the following locations:

Willis May 11, 2021	Change Fund	Collections/ Receipts	Amount Verified	Variance	Notes
Desk #1	100.00	0.00	100.00	0.00	
Desk #2	100.00	0.00	100.00	0.00	
Desk #3	100.00	300.00	400.00	0.00	
Change Bag	100.00	0.00	100.00	0.00	
Total	400.00	300.00	700.00	0.00	

Montgomery May 11, 2021	Change Fund	Collections/ Receipts	Amount Verified	Variance	Notes
Desk #1	100.00	0.00	100.00	0.00	
Desk #2	100.00	0.00	100.00	0.00	
Total	200.00	0.00	200.00	0.00	

Submission to the Commissioner's Court of this cash count audit report will be made on July 13, 2021. We appreciate the cooperation of the county offices during our review. If you have any questions concerning this report, please do not hesitate to contact me at 936-539-7820.

*Performed by: Tracie Longoria*

Tele: (936) 539-7820•••Fax (936) 788-8390•••Email: Rakesh.Pandey@mctx.org



**Montgomery County, Texas**  
**Office of the County Auditor**  
501 North Thompson, Suite 205, Conroe, Texas 77301  
P. O. Box 539, Conroe, Texas 77305

Rakesh Pandey, CPA  
County Auditor  
  
Angela H. Blocker  
1<sup>st</sup> Assistant County Auditor

DATE: June 8, 2021  
TO: Judge G. Trey Spikes, Justice of the Peace, Pct. 2  
CC: Anna Medina, Administrative Manager  
FROM: Starla Terry, Internal Audit Supervisor *ST*  
RE: Justice of the Peace, Pct. 2 - Cash Count Audit Report for 3<sup>rd</sup> Quarter FY21

<b>CASH COUNT</b>
-------------------

In Accordance with LGC §115.0035 and LGC §130.902, Internal Audit conducted a surprise cash count on May 10, 2021. Justice of the Peace Precinct 2 has a total change fund of \$500.

As a result of our cash count, we found no variance.

Description	Change Fund	Collections/ Receipts	Amount Verified	Variance	Notes
Drawer #1	100.00	396.00	496.00	0.00	
Drawer #2	100.00	10.00	110.00	0.00	
Drawer #3	100.00	0.00	100.00	0.00	
Change Bag	200.00	0.00	200.00	0.00	
Total	500.00	406.00	906.00	0.00	

Submission to the Commissioner's Court of this cash count audit report will be made on July 13, 2021. We appreciate the cooperation of your office during our review. If you have any questions concerning this report, please do not hesitate to contact me at 936-539-7820.

*Performed by: Tracie Longoria*



**Montgomery County, Texas**  
**Office of the County Auditor**  
501 North Thompson, Suite 205, Conroe, Texas 77301  
P. O. Box 539, Conroe, Texas 77305

Rakesh Pandey, CPA  
County Auditor

Angela H. Blocker  
1<sup>st</sup> Assistant County Auditor

DATE: June 8, 2021  
TO: Judge Matt Beasley, Justice of the Peace, Pct. 3  
CC: Tiffany Hartin, Administrative Manager  
FROM: Starla Terry, Internal Audit Supervisor *ST*  
RE: Justice of the Peace, Pct. 3 - Cash Count Audit Report for 3<sup>rd</sup> Quarter FY21

**CASH COUNT**

In Accordance with LGC §115.0035 and LGC §130.902, Internal Audit conducted a surprise cash count on May 14, 2021. Justice of the Peace Precinct 3 has a total change fund of \$1,400.

As a result of our cash count, we found the following variance.

Description	Change Fund	Collections/ Receipts	Amount Verified	Variance	Notes
Drawer #1	150.00	0.00	150.00	0.00	
Drawer #2	150.00	0.00	150.00	0.00	
Drawer #3	150.00	0.00	150.00	0.00	
Drawer #4	150.00	0.00	150.00	0.00	
Drawer #5	150.00	0.00	150.00	0.00	
Drawer #6	150.00	0.00	150.00	0.00	
Drawer #7	150.00	248.00	398.00	0.00	
Drawer #8	150.00	0.00	150.00	0.00	
Change Drawer	200.00	0.00	200.00	0.00	
Mail Payment	0.00	0.00	290.00	290.00	1
Total	1,400.00	248.00	1,948.00	290.00	

**Note 1:** Overage due to a payment sent in the mail. The payment couldn't be receipted due to insurance not being on file. Process is to hold for ten days and then mail check back to customer if insurance can't be verified.

Submission to the Commissioner's Court of this cash count audit report will be made on July 13, 2021. We appreciate the cooperation of your office during our review. If you have any questions concerning this report, please do not hesitate to contact me at 936-539-7820.

*Performed by: Tracie Longoria*



**Montgomery County, Texas**  
**Office of the County Auditor**  
501 North Thompson, Suite 205, Conroe, Texas 77301  
P. O. Box 539, Conroe, Texas 77305

Rakesh Pandey, CPA  
County Auditor  
  
Angela H. Blocker  
1<sup>st</sup> Assistant County Auditor

DATE: June 8, 2021  
TO: Judge Jason Dunn, Justice of the Peace, Pct. 4  
CC: Victoria Thornton, Administrative Manager  
FROM: Starla Terry, Internal Audit Supervisor *ST*  
RE: Justice of the Peace, Pct. 4 - Cash Count Audit Report for 3<sup>rd</sup> Quarter FY21

**CASH COUNT**


In Accordance with LGC §115.0035 and LGC §130.902, Internal Audit conducted a surprise cash count on May 13, 2021. Justice of the Peace Precinct 4 has a total change fund of \$950.

As a result of our cash count, we found no variance.

Description	Change Fund	Collections/ Receipts	Amount Verified	Variance	Notes
Drawer #1	150.00	0.00	150.00	0.00	
Drawer #2	150.00	0.00	150.00	0.00	
Drawer #3	150.00	0.00	150.00	0.00	
Drawer #4	150.00	0.00	150.00	0.00	
Drawer #5	150.00	0.00	150.00	0.00	
Change Bag	200.00	0.00	200.00	0.00	
Deposit	0.00	1,514.50	1,514.50	0.00	
Total	950.00	1,514.50	2,464.50	0.00	

Submission to the Commissioner's Court of this cash count audit report will be made on July 13, 2021. We appreciate the cooperation of your office during our review. If you have any questions concerning this report, please do not hesitate to contact me at 936-539-7820.

*Performed by: Tracie Longoria*



**Montgomery County, Texas**  
**Office of the County Auditor**  
501 North Thompson, Suite 205, Conroe, Texas 77301  
P. O. Box 539, Conroe, Texas 77305

Rakesh Pandey, CPA  
County Auditor

Angela H. Blocker  
1<sup>st</sup> Assistant County Auditor

DATE: June 8, 2021  
TO: Judge Matt Masden, Justice of the Peace, Pct. 5  
CC: Evelyn Butler, Administrative Manager  
FROM: Starla Terry, Internal Audit Supervisor *ST*  
RE: Justice of the Peace, Pct. 5 - Cash Count Audit Report for 3<sup>rd</sup> Quarter FY21

**CASH COUNT**

In Accordance with LGC §115.0035 and LGC §130.902, Internal Audit conducted a surprise cash count on March 12, 2021. Justice of the Peace Precinct 5 has a total change fund of \$600.

As a result of our cash count, we found no variance.

Description	Change Fund	Collections/ Receipts	Amount Verified	Variance	Notes
Drawer1	100.00	0.00	100.00	0.00	
Drawer2	100.00	0.00	100.00	0.00	
Drawer3	100.00	0.00	100.00	0.00	
Drawer4	100.00	0.00	100.00	0.00	
Drawer5	100.00	0.00	100.00	0.00	
Drawer6	100.00	0.00	100.00	0.00	
Deposit	0.00	1,000.00	1,000.00	0.00	
Total	600.00	1,000.00	1,600.00	0.00	

Submission to the Commissioner's Court of this cash count audit report will be made on July 13, 2021. We appreciate the cooperation of your office during our review. If you have any questions concerning this report, please do not hesitate to contact me at 936-539-7820.

*Performed by: Tracie Longoria*

Tele: (936) 539-7820•••Fax (936) 788-8390•••Email: Rakesh.Pandey@mctx.org



**Montgomery County, Texas**  
**Office of the County Auditor**  
501 North Thompson, Suite 205, Conroe, Texas 77301  
P. O. Box 539, Conroe, Texas 77305

Rakesh Pandey, CPA  
County Auditor

Angela H. Blocker  
1<sup>st</sup> Assistant County Auditor

DATE: June 8, 2021  
TO: Bruce Gusler, Director  
CC: Kara Evans, Administrative Manager  
FROM: Starla Terry, Internal Audit Supervisor *ST*  
RE: Juvenile Justice Center - Cash Count Audit Report for 3<sup>rd</sup> Quarter FY21

<b>CASH COUNT</b>
-------------------

In Accordance with LGC §115.0035 and LGC §130.909, Internal Audit conducted a surprise cash count on May 10, 2021. Juvenile has a petty cash fund of \$500.

As a result of our cash count, we found no variance.


Description	Petty Cash	Cash Vouchers	Amount Verified	Variance	Notes
Admin. Desk	303.63	196.37	500.00	0.00	
Total	303.63	196.37	500.00	0.00	

Submission to the Commissioner's Court of this cash count audit report will be made on July 13, 2021. We appreciate the cooperation of your office during our review. If you have any questions concerning this report, please do not hesitate to contact me at 936-539-7820.

*Performed by: Tracie Longoria*

Tele: (936) 539-7820•••Fax (936) 788-8390•••Email: Rakesh.Pandey@mctx.org





**Montgomery County, Texas**  
**Office of the County Auditor**  
501 North Thompson, Suite 205, Conroe, Texas 77301  
P. O. Box 539, Conroe, Texas 77305

Rakesh Pandey, CPA  
County Auditor  
  
Angela H. Blocker  
1<sup>st</sup> Assistant County Auditor

DATE: June 8, 2021  
TO: Jason Millsaps, Chief of Staff  
FROM: Starla Terry, Internal Audit Supervisor *ST*  
RE: Law Library - Cash Count Audit Report for 3<sup>rd</sup> Quarter FY21

<b>CASH COUNT</b>
-------------------

In Accordance with LGC §115.0035 and LGC §130.902, Internal Audit conducted a surprise cash count on May 27, 2021. The Law Library has a total change fund of \$25.


As a result of our cash count, we found no variance.

Description	Change Fund	Collections/ Receipts	Amount Verified	Variance	Notes
Front Desk	25.00	0.00	25.00	0.00	
Total	25.00	0.00	25.00	0.00	

Submission to the Commissioner's Court of this cash count audit report will be made on July 13, 2021. We appreciate the cooperation of your office during our review. If you have any questions concerning this report, please do not hesitate to contact me at 936-539-7820.

*Performed by: Tracie Longoria*

Tele: (936) 539-7820•••Fax (936) 788-8390•••Email: [Rakesh.Pandey@mctx.org](mailto:Rakesh.Pandey@mctx.org)



**Montgomery County, Texas**  
**Office of the County Auditor**  
501 North Thompson, Suite 205, Conroe, Texas 77301  
P. O. Box 539, Conroe, Texas 77305

Rakesh Pandey, CPA  
County Auditor

Angela H. Blocker  
1<sup>st</sup> Assistant County Auditor

DATE: June 8, 2021  
TO: Terri Strozier, Director  
FROM: Starla Terry, Internal Audit Supervisor *SA*  
RE: Lone Star Convention Center - Cash Count Audit Report for 3<sup>rd</sup> Quarter FY21

<b>CASH COUNT</b>
-------------------

In Accordance with LGC §115.0035 and LGC §130.902, Internal Audit conducted a surprise cash count on May 10, 2021.

As a result of our cash count, we found no variance.

Description	Collections/ Receipts	Amount Verified	Variance	Notes
Admin. Desk	16,092.00	16,092.00	0.00	
Total	16,092.00	16,092.00	0.00	

Submission to the Commissioner's Court of this cash count audit report will be made on July 13, 2021. We appreciate the cooperation of your office during our review. If you have any questions concerning this report, please do not hesitate to contact me at 936-539-7820.

*Performed by: Tracie Longoria*



**Montgomery County, Texas**  
**Office of the County Auditor**  
501 North Thompson, Suite 205, Conroe, Texas 77301  
P. O. Box 539, Conroe, Texas 77305

Rakesh Pandey, CPA  
County Auditor

Angela H. Blocker  
1<sup>st</sup> Assistant County Auditor

DATE: June 8, 2021  
TO: Jerilynn Williams, Director  
FROM: Starla Terry, Internal Audit Supervisor *ST*  
RE: Memorial Library System - Cash Count Audit Report for 3<sup>rd</sup> Quarter FY21

**CASH COUNT**

In Accordance with LGC §115.0035 and LGC §130.902, Internal Audit conducted a surprise cash count for each Library branch location. The Memorial Library System has a total change fund of \$700.

As a result of our cash count, we found no variance at the following locations:

Central May 10, 2021	Change Fund	Collections/ Receipts	Amount Verified	Variance	Notes
Front Desk	50.00	0.00	50.00	0.00	
Change Bag	50.00	0.00	50.00	0.00	
Total	100.00	0.00	100.0	0.00	

R. F. Meador May 11, 2021	Change Fund	Collections/ Receipts	Amount Verified	Variance	Notes
Front Desk	50.00	0.00	0.00	0.00	
Change Bag	50.00	0.00	0.00	0.00	
Total	100.00	0.00	100.00	0.00	

Mitchell May 14, 2021	Change Fund	Collections/ Receipts	Amount Verified	Variance	Notes
Front Desk	50.00	0.00	50.00	0.00	
Change Bag	50.00	0.00	50.00	0.00	
Total	100.00	0.00	100.00	0.00	

Purvis May 12, 2021	Change Fund	Collections/ Receipts	Amount Verified	Variance	Notes
Front Desk	50.00	0.00	50.00	0.00	
Change Bag	50.00	0.00	50.00	0.00	
Total	100.00	0.00	100.00	0.00	

<b>South Regional May 14, 2021</b>	<b>Change Fund</b>	<b>Collections/ Receipts</b>	<b>Amount Verified</b>	<b>Variance</b>	<b>Notes</b>
Front Desk	50.00	0.00	50.00	0.00	
Change Bag	50.00	0.00	50.00	0.00	
Total	100.00	0.00	100.00	0.00	

<b>Stewart May 11, 2021</b>	<b>Change Fund</b>	<b>Collections/ Receipts</b>	<b>Amount Verified</b>	<b>Variance</b>	<b>Notes</b>
Front Desk	50.00	0.00	0.00	0.00	
Change Bag	50.00	0.00	0.00	0.00	
Total	100.00	0.00	100.00	0.00	

<b>R.B. Tullis May 13, 2021</b>	<b>Change Fund</b>	<b>Collections/ Receipts</b>	<b>Amount Verified</b>	<b>Variance</b>	<b>Notes</b>
Front Desk	50.00	0.00	50.00	0.00	
Change Bag	50.00	0.00	50.00	0.00	
Total	100.00	0.00	100.0	0.00	

Submission to the Commissioner's Court of this cash count audit report will be made on July 13, 2021. We appreciate the cooperation of the county offices during our review. If you have any questions concerning this report, please do not hesitate to contact me at 936-539-7820.

*Performed by: Tracie Longoria*



**Montgomery County, Texas**  
**Office of the County Auditor**  
501 North Thompson, Suite 205, Conroe, Texas 77301  
P. O. Box 539, Conroe, Texas 77305

Rakesh Pandey, CPA  
County Auditor

Angela H. Blocker  
1<sup>st</sup> Assistant County Auditor

DATE: June 8, 2021  
TO: Phil Jones, Director  
CC: Aundrea Lindsey, Administrative Manager  
FROM: Starla Terry, Internal Audit Supervisor *ST*  
RE: Permits - Cash Count Audit Report for 3<sup>rd</sup> Quarter FY21

**CASH COUNT**


In Accordance with LGC §115.0035 and LGC §130.902, Internal Audit conducted a surprise cash count on May 26, 2021.

As a result of our cash count, we found no variance.

Description	Collections/ Receipts	Amount Verified	Variance	Notes
Building/Fire	0.00	0.00	0.00	
Septic	0.00	0.00	0.00	
Health	500.00	500.00	0.00	
Total	500.00	500.00	0.00	

Submission to the Commissioner's Court of this cash count audit report will be made on July 13, 2021. We appreciate the cooperation of your office during our review. If you have any questions concerning this report, please do not hesitate to contact me at 936-539-7820.

*Performed by: Tracie Longoria*



**Montgomery County, Texas**  
**Office of the County Auditor**  
501 North Thompson, Suite 205, Conroe, Texas 77301  
P. O. Box 539, Conroe, Texas 77305

Rakesh Pandey, CPA  
County Auditor  
  
Angela H. Blocker  
1<sup>st</sup> Assistant County Auditor

DATE: June 8, 2021  
TO: Rand Henderson, Sheriff  
CC: Carol Shipman, Finance Manager  
FROM: Starla Terry, Internal Audit Supervisor *SA*  
RE: Sheriff's Office - Cash Count Audit Report for 3<sup>rd</sup> Quarter FY21

**CASH COUNT**


In Accordance with LGC §115.0035 and LGC §130.904, Internal Audit conducted a surprise cash count on May 10, 2021.

As a result of our cash count, we found no variance.

Description	Collections/ Receipts	Amount Verified	Variance	Notes
Alarms	0.00	0.00	0.00	
Bond Fees	2,610.00	2,610.00	0.00	
Total	2,610.00	2,610.00	0.00	

Submission to the Commissioner's Court of this cash count audit report will be made on July 13, 2021. We appreciate the cooperation of your office during our review. If you have any questions concerning this report, please do not hesitate to contact me at 936-539-7820.

*Performed by: Tracie Longoria*



**Montgomery County, Texas**  
**Office of the County Auditor**  
501 North Thompson, Suite 205, Conroe, Texas 77301  
P. O. Box 539, Conroe, Texas 77305

Rakesh Pandey, CPA  
County Auditor

Angela H. Blocker  
1<sup>st</sup> Assistant County Auditor

DATE: June 8, 2021  
TO: Tammy J. McRae, Tax Assessor/Collector  
FROM: Starla Terry, Internal Audit Supervisor *ST*  
RE: Tax Office - Cash Count Audit Report for 3<sup>rd</sup> Quarter FY21

**CASH COUNT**

In Accordance with LGC §115.0035 and LGC §130.902, Internal Audit conducted a surprise cash count at each of the Tax Assessor/Collector's locations. The Tax office has a total change fund of \$14,600.

As a result of our cash count, we found no variance at the following locations:

Conroe June 2, 2021	Change Fund	Collections/ Receipts	Amount Verified	Variance	Notes
Drawer # 200	150.00	1,627.75	1,777.75	0.00	
Drawer # 300	150.00	0.00	150.00	0.00	
Drawer # 301	150.00	390.25	540.25	0.00	
Drawer # 303	150.00	0.00	150.00	0.00	
Drawer # 305	150.00	8,600.64	8,750.64	0.00	
Drawer # 306	150.00	585.25	735.25	0.00	
Drawer # 307	150.00	0.00	150.00	0.00	
Drawer # 308	150.00	1,824.75	1,974.75	0.00	
Drawer # 314	150.00	0.00	150.00	0.00	
Drawer # 316	150.00	0.00	150.00	0.00	
Extra # 326	150.00	830.25	980.25	0.00	
Extra # 327	150.00	0.00	150.00	0.00	
Extra # 328	150.00	0.00	150.00	0.00	
Extra # 329	150.00	0.00	150.00	0.00	
Extra – Research	150.00	0.00	150.00	0.00	
Extra – A	150.00	0.00	150.00	0.00	
Extra – B	150.00	0.00	150.00	0.00	
Extra – C	150.00	0.00	150.00	0.00	
Extra – D	150.00	0.00	150.00	0.00	
Extra – E	150.00	0.00	150.00	0.00	
Change Box	1,750.00	0.00	1,750.00	0.00	
Change Box	3,000.00	0.00	3,000.00	0.00	
Total	7,750.00	13,858.89	21,608.89	0.00	

<b>Magnolia May 12, 2021</b>	<b>Change Fund</b>	<b>Collections/ Receipts</b>	<b>Amount Verified</b>	<b>Variance</b>	<b>Notes</b>
Drawer #002	150.00	1,280.73	1,430.73	0.00	
Drawer #102	150.00	0.00	150.00	0.00	
Drawer #202	150.00	528.01	678.01	0.00	
Drawer #252	150.00	293.00	443.00	0.00	
Drawer #340	150.00	208.69	358.69	0.00	
Change Box	800.00	0.00	800.00	0.00	
Deposits	0.00	12,283.24	12,283.24	0.00	
<b>Total</b>	<b>1,550.00</b>	<b>14,593.67</b>	<b>16,143.67</b>	<b>0.00</b>	

<b>Montgomery May 11, 2021</b>	<b>Change Fund</b>	<b>Collections/ Receipts</b>	<b>Amount Verified</b>	<b>Variance</b>	<b>Notes</b>
Drawer # 204	150.00	4,701.25	4,851.25	0.00	
Drawer # 104	150.00	1,224.50	1,374.50	0.00	
Drawer # 004	150.00	3,703.18	3,853.18	0.00	
Change Box	300.00	0.00	300.00	0.00	
<b>Total</b>	<b>750.00</b>	<b>9,628.93</b>	<b>10,378.93</b>	<b>0.00</b>	

<b>New Caney May 13, 2021</b>	<b>Change Fund</b>	<b>Collections/ Receipts</b>	<b>Amount Verified</b>	<b>Variance</b>	<b>Notes</b>
Drawer #001	150.00	0.00	150.00	0.00	
Drawer #101	150.00	0.00	150.00	0.00	
Drawer #201	150.00	406.98	556.98	0.00	
Drawer #251	150.00	213.25	363.25	0.00	
Drawer #310	150.00	321.25	471.25	0.00	
Drawer #311	150.00	371.25	521.25	0.00	
Drawer #336	150.00	0.00	150.00	0.00	
Change Box	1,000.00	0.00	1,000.00	0.00	
Deposits	0.00	15,185.42	15,185.42	0.00	
<b>Total</b>	<b>2,050.00</b>	<b>16,498.15</b>	<b>18,548.15</b>	<b>0.00</b>	



<b>The Woodlands May 14, 2021</b>	<b>Change Fund</b>	<b>Collections/ Receipts</b>	<b>Amount Verified</b>	<b>Variance</b>	<b>Notes</b>
Drawer # 003	150.00	385.25	535.25	0.00	
Drawer # 103	150.00	0.00	150.00	0.00	
Drawer # 203	150.00	0.00	150.00	0.00	
Drawer # 253	150.00	270.25	420.25	0.00	
Drawer # 312	150.00	549.50	699.50	0.00	
Drawer # 313	150.00	893.00	1,043.00	0.00	
Drawer # 320	150.00	1,273.88	1,423.88	0.00	
Extra # 321	150.00	0.00	150.00	0.00	
Extra # 322	150.00	0.00	150.00	0.00	
Extra # 376	150.00	320.25	470.25	0.00	
Change Box	1,000.00	0.00	1,000.00	0.00	
Deposits	0.00	3,754.69	3,754.69	0.00	
<b>Total</b>	<b>2,500.00</b>	<b>7,446.82</b>	<b>9,946.82</b>	<b>0.00</b>	

Submission to the Commissioner's Court of this cash count audit report will be made on July13, 2021. We appreciate the cooperation of the county offices during our review. If you have any questions concerning this report, please do not hesitate to contact me at 936-539-7820.

*Performed by: Tracie Longoria*

**Tele: (936) 539-7820•••Fax (936) 788-8390•••Email: [Rakesh.Pandey@mctx.org](mailto:Rakesh.Pandey@mctx.org)**



**Montgomery County, Texas**  
**Office of the County Auditor**  
501 North Thompson, Suite 205, Conroe, Texas 77301  
P. O. Box 539, Conroe, Texas 77305

Rakesh Pandey, CPA  
County Auditor

Angela H. Blocker  
1<sup>st</sup> Assistant County Auditor

Date: June 8, 2021  
To: Melanie Bush, County Treasurer  
From: Starla Terry, Internal Audit Supervisor *ST*  
Re: Treasurer - Cash Count Audit Report for 3<sup>rd</sup> Quarter FY21

<b>CASH COUNT</b>
-------------------

In Accordance with LGC §115.0035 and LGC §130.902, Internal Audit conducted a surprise cash count on May 26, 2021.

As a result of our cash count, we found no variance.


Description	Collections/ Receipts	Amount Verified	Variance	Notes
General Fund	12,030.38	12,030.38	0.00	
Road & Bridge	3,050.00	3,050.00	0.00	
Total	15,080.38	15,080.38	0.00	

Submission to the Commissioner's Court of this cash count audit report will be made on July 13, 2021. We appreciate the cooperation of your office during our review. If you have any questions concerning this report, please do not hesitate to contact me at 936-539-7820.

*Performed by: Tracie Longoria*

Tele: (936) 539-7820••Fax (936) 788-8390••Email: Rakesh.Pandey@mctx.org






**Montgomery County, Texas**  
**Office of the County Auditor**  
501 North Thompson, Suite 205, Conroe, Texas 77301  
P. O. Box 539, Conroe, Texas 77305

Rakesh Pandey, CPA  
County Auditor

Angela H. Blocker  
1<sup>st</sup> Assistant County Auditor


Date: July 6, 2021  
To: Rakesh Pandey, County Auditor  
From: Starla Terry, Internal Audit Supervisor   
Re: Commissioners Court July 13, 2021 Meeting Submission for Consent Agenda

---

Consider and accept the following completed audits:

Compliance Audits FY20

- Animal Services - Q4
- Justice of the Peace Pct.3 - Q1-Q4
- Law Library - Q4
- Sheriff Office - Q2-Q4



**OFFICE OF COUNTY AUDITOR  
INTERNAL AUDIT REPORT**


---

**ANIMAL SERVICES  
4<sup>th</sup> QTR COMPLIANCE AUDIT FY2020**

---

**ANIMAL SERVICES DIRECTOR**  
Aaron Johnson

**INTERNAL AUDIT STAFF**  
Rakesh Pandey, County Auditor, CPA  
Janet Browning, Internal Audit Manager, CIA, CFE  
Starla Terry, Internal Audit Supervisor  
Tracie Longoria, Internal Audit Assistant



**Montgomery County, Texas**  
**Office of the County Auditor**  
501 North Thompson, Suite 205, Conroe, Texas 77301  
P. O. Box 539, Conroe, Texas 77305

Rakesh Pandey, CPA  
County Auditor

Angela H. Blocker  
1<sup>st</sup> Assistant County Auditor

Date: July 1, 2021

To: Aaron Johnson, Director

From: Starla Terry, Internal Audit Supervisor *ST*

Re: Animal Services – 4<sup>th</sup> Qtr. Compliance Audit FY2020

---

The Auditor's Office has completed an audit of the Animal Services monthly reports for July through September 2020.

The objectives of the audit were to ensure compliance with relevant statutes regarding monthly reports.

Attached is the Internal Audit report for the Animal Services office.

## **INTRODUCTION**

---

The Montgomery County Auditor's Office has examined a sample of the monthly reports of the Animal Services office for the months of July 2020 through September 2020.

## **SCOPE**

---

The scope of the review included Q4 FY20 supporting documentation necessary to verify compliance with certain required Local Government Codes.

## **OBJECTIVES**

---

The objectives of the examination were to verify compliance with submission of the monthly reports, mathematical accuracy of the reports, and to confirm funds collected were deposited with the County Treasurer in a timely manner.

## **METHODOLOGY**

---

To achieve the audit objectives, the Department of Internal Audit performed the following:

- Evaluate whether amounts reported on the monthly fee reports were submitted in compliance with LGC §114.001(a), (b) General Requirements Applicable to Reports and LGC §114.043 Periodic Report to County Auditor;
- Verify monthly fee reports are mathematically accurate and are therefore approved as submitted in compliance with LGC §115.002 Examination of Books and Reports;
- Verify funds collected were deposited with the County Treasurer in compliance with LGC §113.022 Time for Making Deposits

## **AUDIT RESULTS**

---

- All three monthly fee reports for the quarter were submitted in compliance with LGC §114.001(a) and LGC §114.043
- July and August monthly fee reports were submitted in compliance with LGC §114.001(b)
- September monthly fee report was submitted out of compliance with LGC §114.001(b)
- Monthly fee reports reviewed were mathematically accurate and therefore approved as submitted in compliance with LGC §115.002
- Funds collected were deposited with the County Treasurer in compliance with LGC §113.022


**Recommendation:** We recommend filing the monthly reports by the fifth business day after the last day of each month per the LGC §114.001(b) General Requirements Applicable to Reports.

## **CONCLUSION**

---

The report will be submitted to Commissioners Court July 13, 2021. If you have any questions regarding this report, please contact me at (936)-539-7820.





**OFFICE OF COUNTY AUDITOR  
INTERNAL AUDIT REPORT**

---

**JUSTICE OF THE PEACE PRECINCT 3  
1<sup>st</sup> QTR COMPLIANCE AUDIT FY2020**

---

**JUSTICE OF THE PEACE, PRECINCT 3**  
Matt Beasley

**INTERNAL AUDIT STAFF**  
Rakesh Pandey, County Auditor, CPA  
Janet Browning, Internal Audit Manager, CIA, CFE  
Starla Terry, Internal Audit Supervisor  
Tracie Longoria, Internal Audit Assistant



**Montgomery County, Texas**  
**Office of the County Auditor**  
501 North Thompson, Suite 205, Conroe, Texas 77301  
P. O. Box 539, Conroe, Texas 77305

Rakesh Pandey, CPA  
County Auditor

Angela H. Blocker  
1<sup>st</sup> Assistant County Auditor

Date: July 1, 2021

To: Matt Beasley, Justice of the Peace, Precinct 3

From: Starla Terry, Internal Audit Supervisor *ST*

Re: Justice of the Peace, Precinct 3 – 1<sup>st</sup> Qtr. Compliance Audit FY2020

---

The Auditor's Office has completed an audit of the Justice of the Peace, Precinct 3 monthly reports for October through December 2019.

The objectives of the audit were to ensure compliance with relevant statutes regarding monthly reports.

Attached is the Internal Audit report for the Justice of the Peace, Precinct 3 office.

## **INTRODUCTION**

---

The Montgomery County Auditor's Office has examined a sample of the monthly reports of the Justice of the Peace, Precinct 3 office for the months of October 2019 through December 2019.

## **SCOPE**

---

The scope of the review included Q1 FY2020 supporting documentation necessary to verify compliance with certain required Local Government Codes.

## **OBJECTIVES**

---

The objectives of the examination were to verify compliance with submission of the monthly reports, mathematical accuracy of the reports, and to confirm funds collected were deposited with the County Treasurer in a timely manner.

## **METHODOLOGY**

---

To achieve the audit objectives, the Department of Internal Audit performed the following:

- Evaluate whether amounts reported on the monthly fee reports were submitted in compliance with LGC §114.001(a), (b) General Requirements Applicable to Reports and LGC §114.043 Periodic Report to County Auditor;
- Verify monthly fee reports are mathematically accurate and are therefore approved as submitted in compliance with LGC §115.002 Examination of Books and Reports;
- Verify funds collected were deposited with the County Treasurer in compliance with LGC §113.022 Time for Making Deposits

## **AUDIT RESULTS**

---


- All three monthly fee reports for the quarter were submitted in compliance with LGC §114.001(a) and LGC §114.043
- October monthly fee report was submitted in compliance with LGC §114.001(b)
- November and December monthly fee reports were submitted out of compliance with LGC §114.001(b)
- Monthly fee reports reviewed were mathematically accurate and therefore approved as submitted in compliance with LGC §115.002
- Funds collected were deposited with the County Treasurer in compliance with LGC §113.022

**Recommendation:** We recommend filing the monthly reports by the fifth business day after the last day of each month per the LGC §114.001(b) General Requirements Applicable to Reports.

## **CONCLUSION**

---

The report will be submitted to Commissioners Court July, 13, 2021. If you have any questions regarding this report, please contact me at (936)-539-7820.



**OFFICE OF COUNTY AUDITOR  
INTERNAL AUDIT REPORT**

---

---


**JUSTICE OF THE PEACE, PRECINCT 3  
2<sup>nd</sup> QTR COMPLIANCE AUDIT FY2020**

---

---

**JUSTICE OF THE PEACE, PRECINCT 3**  
Matt Beasley

**INTERNAL AUDIT STAFF**  
Rakesh Pandey, County Auditor, CPA  
Janet Browning, Internal Audit Manager, CIA, CFE  
Starla Terry, Internal Audit Supervisor  
Tracie Longoria, Internal Audit Assistant



**Montgomery County, Texas**  
**Office of the County Auditor**  
501 North Thompson, Suite 205, Conroe, Texas 77301  
P. O. Box 539, Conroe, Texas 77305

Rakesh Pandey, CPA  
County Auditor

Angela H. Blocker  
1<sup>st</sup> Assistant County Auditor

Date: July 1, 2021

To: Matt Beasley, Justice of the Peace, Precinct 3

From: Starla Terry, Internal Audit Supervisor *SA*

Re: Justice of the Peace, Precinct 3 – 2<sup>nd</sup> Qtr. Compliance Audit FY2020

---

The Auditor's Office has completed an audit of the Justice of the Peace, Precinct 3 monthly reports for January through March 2020.

The objectives of the audit were to ensure compliance with relevant statutes regarding monthly reports.

Attached is the Internal Audit report for the Justice of the Peace, Precinct 3 office.

## **INTRODUCTION**

---

The Montgomery County Auditor's Office has examined a sample of the monthly reports of the Justice of the Peace, Precinct 3 office for the months of January 2020 through March 2020.

## **SCOPE**

---

The scope of the review included Q2 FY2020 supporting documentation necessary to verify compliance with certain required Local Government Codes.

## **OBJECTIVES**

---

The objectives of the examination were to verify compliance with submission of the monthly reports, mathematical accuracy of the reports, and to confirm funds collected were deposited with the County Treasurer in a timely manner.

## **METHODOLOGY**

---

To achieve the audit objectives, the Department of Internal Audit performed the following:

- Evaluate whether amounts reported on the monthly fee reports were submitted in compliance with LGC §114.001 (a), (b) General Requirements Applicable to Reports and LGC §114.043 Periodic Report to County Auditor;
- Verify monthly fee reports are mathematically accurate and are therefore approved as submitted in compliance with LGC §115.002 Examination of Books and Reports;
- Verify funds collected were deposited with the County Treasurer in compliance with LGC §113.022 Time for Making Deposits

## **AUDIT RESULTS**

---

- All three monthly fee reports for the quarter were submitted in compliance with LGC §114.001(a) and LGC §114.043
- January monthly fee report was submitted out of compliance with LGC §114.001(b)
- February and March monthly fee reports were submitted in compliance with LGC §114.001(b)
- Monthly fee reports reviewed were mathematically accurate and therefore approved as submitted in compliance with LGC §115.002
- Funds collected were deposited with the County Treasurer in compliance with LGC §113.022


**Recommendation:** We recommend filing the monthly reports by the fifth business day after the last day of each month per the LGC §114.001(b) General Requirements Applicable to Reports.

## **CONCLUSION**

---

The report will be submitted to Commissioners Court July 13, 2021. If you have any questions regarding this report, please contact me at (936)-539-7820.





**OFFICE OF COUNTY AUDITOR  
INTERNAL AUDIT REPORT**

---


**JUSTICE OF THE PEACE, PRECINCT 3  
3<sup>rd</sup> QTR COMPLIANCE AUDIT FY2020**

---

**JUSTICE OF THE PEACE, PRECINCT 3**  
Matt Beasley

**INTERNAL AUDIT STAFF**

Rakesh Pandey, County Auditor, CPA  
Janet Browning, Internal Audit Manager, CIA, CFE  
Starla Terry, Internal Audit Supervisor  
Tracie Longoria, Internal Audit Assistant



**Montgomery County, Texas**  
**Office of the County Auditor**  
501 North Thompson, Suite 205, Conroe, Texas 77301  
P. O. Box 539, Conroe, Texas 77305

Rakesh Pandey, CPA  
County Auditor

Angela H. Blocker  
1<sup>st</sup> Assistant County Auditor

Date: July 1, 2021

To: Matt Beasley, Justice of the Peace, Precinct 3

From: Starla Terry, Internal Audit Supervisor *ST*

Re: Justice of the Peace, Precinct 3 – 3<sup>rd</sup> Qtr. Compliance Audit FY2020

---

The Auditor's Office has completed an audit of the Justice of the Peace, Precinct 3 monthly reports for April through June 2020.

The objectives of the audit were to ensure compliance with relevant statutes regarding monthly reports.

Attached is the Internal Audit report for the Justice of the Peace, Precinct 3 office.

## **INTRODUCTION**

---

The Montgomery County Auditor's Office has examined a sample of the monthly reports of the Justice of the Peace, Precinct 3 office for the months of April 2020 through June 2020.

## **SCOPE**

---

The scope of the review included Q3 FY2020 supporting documentation necessary to verify compliance with certain required Local Government Codes.

## **OBJECTIVES**

---

The objectives of the examination were to verify compliance with submission of the monthly reports, mathematical accuracy of the reports, and to confirm funds collected were deposited with the County Treasurer in a timely manner.

## **METHODOLOGY**

---

To achieve the audit objectives, the Department of Internal Audit performed the following:

- Evaluate whether amounts reported on the monthly fee reports were submitted in compliance with LGC §114.001 (a), (b) General Requirements Applicable to Reports and LGC §114.043 Periodic Report to County Auditor;
- Verify monthly fee reports are mathematically accurate and are therefore approved as submitted in compliance with LGC §115.002 Examination of Books and Reports;
- Verify funds collected were deposited with the County Treasurer in compliance with LGC §113.022 Time for Making Deposits

## **AUDIT RESULTS**

---


- All three monthly fee reports for the quarter were submitted in compliance with LGC §114.001(a) and LGC §114.043
- April and June monthly fee reports were submitted in compliance with LGC §114.001(b)
- May monthly fee report was submitted out of compliance with LGC §114.001(b)
- Monthly fee reports reviewed were mathematically accurate and therefore approved as submitted in compliance with LGC §115.002
- Funds collected were deposited with the County Treasurer in compliance with LGC §113.022

**Recommendation:** We recommend filing the monthly reports by the fifth business day after the last day of each month per the LGC §114.001(b) General Requirements Applicable to Reports.

## **CONCLUSION**

---

The report will be submitted to Commissioners Court July 13, 2021. If you have any questions regarding this report, please contact me at (936)-539-7820.



**OFFICE OF COUNTY AUDITOR  
INTERNAL AUDIT REPORT**

---

**JUSTICE OF THE PEACE, PRECINCT 3  
4<sup>th</sup> QTR COMPLIANCE AUDIT FY2020**

---

**JUSTICE OF THE PEACE, PRECINCT 3**  
Matt Beasley

**INTERNAL AUDIT STAFF**  
Rakesh Pandey, County Auditor, CPA  
Janet Browning, Internal Audit Manager, CIA, CFE  
Starla Terry, Internal Audit Supervisor  
Tracie Longoria, Internal Audit Assistant



**Montgomery County, Texas**  
**Office of the County Auditor**  
501 North Thompson, Suite 205, Conroe, Texas 77301  
P. O. Box 539, Conroe, Texas 77305

Rakesh Pandey, CPA  
County Auditor

Angela H. Blocker  
1<sup>st</sup> Assistant County Auditor

Date: July 1, 2021

To: Matt Beasley, Justice of the Peace, Precinct 3

From: Starla Terry, Internal Audit Supervisor *SA*

Re: Justice of the Peace, Precinct 3 – 4<sup>th</sup> Qtr. Compliance Audit FY2020

---

The Auditor's Office has completed an audit of the Justice of the Peace, Precinct 3 monthly reports for July through September 2020.

The objectives of the audit were to ensure compliance with relevant statutes regarding monthly reports.

Attached is the Internal Audit report for the Justice of the Peace, Precinct 3 office.

## **INTRODUCTION**

---

The Montgomery County Auditor's Office has examined a sample of the monthly reports of the Justice of the Peace, Precinct 3 office for the months of July 2020 through September 2020.

## **SCOPE**

---

The scope of the review included Q4 FY2020 supporting documentation necessary to verify compliance with certain required Local Government Codes.

## **OBJECTIVES**

---

The objectives of the examination were to verify compliance with submission of the monthly reports, mathematical accuracy of the reports, and to confirm funds collected were deposited with the County Treasurer in a timely manner.

## **METHODOLOGY**

---

To achieve the audit objectives, the Department of Internal Audit performed the following:

- Evaluate whether amounts reported on the monthly fee reports were submitted in compliance with LGC §114.001 (a), (b) General Requirements Applicable to Reports and LGC §114.043 Periodic Report to County Auditor;
- Verify monthly fee reports are mathematically accurate and are therefore approved as submitted in compliance with LGC §115.002 Examination of Books and Reports;
- Verify funds collected were deposited with the County Treasurer in compliance with LGC §113.022 Time for Making Deposits

## **AUDIT RESULTS**


---

- All three monthly fee reports for the quarter were submitted in compliance with LGC §114.001(a), (b) and LGC §114.043
- Monthly fee reports reviewed were mathematically accurate and therefore approved as submitted in compliance with LGC §115.002
- Funds collected were deposited with the County Treasurer in compliance with LGC §113.022

## **CONCLUSION**

---

The report will be submitted to Commissioners Court July 13, 2021. If you have any questions regarding this report, please contact me at (936)-539-7820.



**OFFICE OF COUNTY AUDITOR  
INTERNAL AUDIT REPORT**

---

**LAW LIBRARY  
4<sup>th</sup> QTR COMPLIANCE AUDIT FY2020**

---

**CHIEF OF STAFF**  
Jason Millsaps

**INTERNAL AUDIT STAFF**  
Rakesh Pandey, County Auditor, CPA  
Janet Browning, Internal Audit Manager, CIA, CFE  
Starla Terry, Internal Audit Supervisor  
Tracie Longoria, Internal Audit Assistant





**Montgomery County, Texas**  
**Office of the County Auditor**  
501 North Thompson, Suite 205, Conroe, Texas 77301  
P. O. Box 539, Conroe, Texas 77305

Rakesh Pandey, CPA  
County Auditor

Angela H. Blocker  
1<sup>st</sup> Assistant County Auditor

Date: June 30, 2021

To: Jason Millsaps, Chief of Staff

From: Starla Terry, Internal Audit Supervisor SA

Re: Law Library – 4<sup>th</sup> Qtr. Compliance Audit FY2020

---

The Auditor's Office has completed an audit of the Law Library monthly reports for July through September 2020.

The objectives of the audit were to ensure compliance with relevant statutes regarding monthly reports.

Attached is the Internal Audit report for the Law Library office.

## **INTRODUCTION**

---

The Montgomery County Auditor's Office has examined a sample of the monthly reports of the Law Library office for the months of July 2020 through September 2020.

## **SCOPE**

---

The scope of the review included Q4 FY2020 supporting documentation necessary to verify compliance with certain required Local Government Codes.

## **OBJECTIVES**

---

The objectives of the examination were to verify compliance with submission of the monthly reports, mathematical accuracy of the reports, and to confirm funds collected were deposited with the County Treasurer in a timely manner.

## **METHODOLOGY**

---

To achieve the audit objectives, the Department of Internal Audit performed the following:

- Evaluate whether amounts reported on the monthly fee reports were submitted in compliance with LGC §114.001(a), (b) General Requirements Applicable to Reports and LGC §114.043 Periodic Report to County Auditor;
- Verify monthly fee reports are mathematically accurate and are therefore approved as submitted in compliance with LGC §115.002 Examination of Books and Reports;
- Verify funds collected were deposited with the County Treasurer in compliance with LGC §113.022 Time for Making Deposits

## **AUDIT RESULTS**

---


- All three monthly fee reports for the quarter were submitted in compliance with LGC §114.001(a) and LGC §114.043
- July monthly fee report was submitted out of compliance with LGC §114.001(b)
- August and September monthly fee reports were submitted in compliance with LGC §114.001(b)
- Monthly fee reports reviewed were mathematically accurate and therefore approved as submitted in compliance with LGC §115.002
- Funds collected were deposited with the County Treasurer in compliance with LGC §113.022

**Recommendation:** We recommend filing the monthly reports by the fifth business day after the last day of each month per the LGC §114.001(b) General Requirements Applicable to Reports.

## **CONCLUSION**

---

The report will be submitted to Commissioners Court July 13, 2021. If you have any questions regarding this report, please contact me at (936)-539-7820.



**OFFICE OF COUNTY AUDITOR  
INTERNAL AUDIT REPORT**

---

**SHERIFF OFFICE  
2<sup>nd</sup> QTR COMPLIANCE AUDIT FY2020**

---

**SHERIFF OFFICE**  
Rand Henderson

**INTERNAL AUDIT STAFF**  
Rakesh Pandey, County Auditor, CPA  
Janet Browning, Internal Audit Manager, CIA, CFE  
Starla Terry, Internal Audit Supervisor  
Tracie Longoria, Internal Audit Assistant



**Montgomery County, Texas**  
**Office of the County Auditor**  
501 North Thompson, Suite 205, Conroe, Texas 77301  
P. O. Box 539, Conroe, Texas 77305

Rakesh Pandey, CPA  
County Auditor

Angela H. Blocker  
1<sup>st</sup> Assistant County Auditor

Date: June 30 2021

To: Rand Henderson, County Sheriff

From: Starla Terry, Internal Audit Supervisor *ST*

Re: Sheriff Office – 2<sup>nd</sup> Qtr. Compliance Audit FY2020

---

The Auditor's Office has completed an audit of the Sheriff monthly reports for January through March 2020.

The objectives of the audit were to ensure compliance with relevant statutes regarding monthly reports.

Attached is the Internal Audit report for the Sheriff office.

## **INTRODUCTION**

---

The Montgomery County Auditor's Office has examined a sample of the monthly reports of the Sheriff office for the months of January 2020 through March 2020.

## **SCOPE**

---

The scope of the review included Q2 FY2020 supporting documentation necessary to verify compliance with certain required Local Government Codes.

## **OBJECTIVES**

---

The objectives of the examination were to verify compliance with submission of the monthly reports, mathematical accuracy of the reports, and to confirm funds collected were deposited with the County Treasurer in a timely manner.

## **METHODOLOGY**

---

To achieve the audit objectives, the Department of Internal Audit performed the following:

- Evaluate whether amounts reported on the monthly fee reports were submitted in compliance with LGC §114.001(a), (b) General Requirements Applicable to Reports and LGC §114.043 Periodic Report to County Auditor;
- Verify monthly fee reports are mathematically accurate and are therefore approved as submitted in compliance with LGC §115.002 Examination of Books and Reports;
- Verify funds collected were deposited with the County Treasurer in compliance with LGC §113.022 Time for Making Deposits

## **AUDIT RESULTS**

---

- All three monthly fee reports for the quarter were submitted in compliance with LGC §114.001(a), (b) and LGC §114.043
- Monthly fee reports reviewed were mathematically accurate and therefore approved as submitted in compliance with LGC §115.002
- Funds collected were deposited with the County Treasurer in compliance with LGC §113.022

## **CONCLUSION**

---

The report will be submitted to Commissioners Court July 13, 2021. If you have any questions regarding this report, please contact me at (936)-539-7820.



**OFFICE OF COUNTY AUDITOR  
INTERNAL AUDIT REPORT**


---

**SHERIFF OFFICE  
3<sup>rd</sup> QTR COMPLIANCE AUDIT FY2020**

---

**SHERIFF OFFICE**  
Rand Henderson

**INTERNAL AUDIT STAFF**  
Rakesh Pandey, County Auditor, CPA  
Janet Browning, Internal Audit Manager, CIA, CFE  
Starla Terry, Internal Audit Supervisor  
Tracie Longoria, Internal Audit Assistant



**Montgomery County, Texas**  
**Office of the County Auditor**  
501 North Thompson, Suite 205, Conroe, Texas 77301  
P. O. Box 539, Conroe, Texas 77305

Rakesh Pandey, CPA  
County Auditor

Angela H. Blocker  
1<sup>st</sup> Assistant County Auditor

Date: June 30, 2021

To: Rand Henderson, County Sheriff

From: Starla Terry, Internal Audit Supervisor *ST*

Re: Sheriff Office -- 3<sup>rd</sup> Qtr. Compliance Audit FY2020

---

The Auditor's Office has completed an audit of the Sheriff monthly reports for April through June 2020.

The objectives of the audit were to ensure compliance with relevant statutes regarding monthly reports.

Attached is the Internal Audit report for the Sheriff office.



## **INTRODUCTION**

---

The Montgomery County Auditor's Office has examined a sample of the monthly reports of the Sheriff office for the months of April 2020 through June 2020.

## **SCOPE**

---

The scope of the review included Q3 FY2020 supporting documentation necessary to verify compliance with certain required Local Government Codes.

## **OBJECTIVES**

---

The objectives of the examination were to verify compliance with submission of the monthly reports, mathematical accuracy of the reports, and to confirm funds collected were deposited with the County Treasurer in a timely manner.

## **METHODOLOGY**

---

To achieve the audit objectives, the Department of Internal Audit performed the following:

- Evaluate whether amounts reported on the monthly fee reports were submitted in compliance with LGC §114.001(a), (b) General Requirements Applicable to Reports and LGC §114.043 Periodic Report to County Auditor;
- Verify monthly fee reports are mathematically accurate and are therefore approved as submitted in compliance with LGC §115.002 Examination of Books and Reports;
- Verify funds collected were deposited with the County Treasurer in compliance with LGC §113.022 Time for Making Deposits

## **AUDIT RESULTS**

---


- All three monthly fee reports for the quarter were submitted in compliance with LGC §114.001(a) and LGC §114.043
- April fee report was submitted in compliance with LGC §114.001(b)
- May and June fee reports were submitted out of compliance with LGC §114.001(b)
- Monthly fee reports reviewed were mathematically accurate and therefore approved as submitted in compliance with LGC §115.002
- Funds collected were deposited with the County Treasurer in compliance with LGC §113.022

**Recommendation:** We recommend filing the monthly reports by the fifth business day after the last day of each month per the LGC §114.001(b) General Requirements Applicable to Reports.

## **CONCLUSION**

---

The report will be submitted to Commissioners Court July 13, 2021. If you have any questions regarding this report, please contact me at (936)-539-7820.



**OFFICE OF COUNTY AUDITOR  
INTERNAL AUDIT REPORT**

---

**SHERIFF OFFICE  
4<sup>th</sup> QTR COMPLIANCE AUDIT FY2020**

---

**SHERIFF OFFICE**  
Rand Henderson

**INTERNAL AUDIT STAFF**  
Rakesh Pandey, County Auditor, CPA  
Janet Browning, Internal Audit Manager, CIA, CFE  
Starla Terry, Internal Audit Supervisor  
Tracie Longoria, Internal Audit Assistant



**Montgomery County, Texas**  
**Office of the County Auditor**  
501 North Thompson, Suite 205, Conroe, Texas 77301  
P. O. Box 539, Conroe, Texas 77305

Rakesh Pandey, CPA  
County Auditor

Angela H. Blocker  
1<sup>st</sup> Assistant County Auditor

Date: June 30, 2021

To: Rand Henderson, County Sheriff

From: Starla Terry, Internal Audit Supervisor *ST*

Re: Sheriff Office – 4<sup>th</sup> Qtr. Compliance Audit FY2020

---

The Auditor's Office has completed an audit of the Sheriff monthly reports for July through September 2020.

The objectives of the audit were to ensure compliance with relevant statutes regarding monthly reports.

Attached is the Internal Audit report for the Sheriff office.

## **INTRODUCTION**

---

The Montgomery County Auditor's Office has examined a sample of the monthly reports of the Sheriff office for the months of July 2020 through September 2020.

## **SCOPE**

---

The scope of the review included Q4 FY2020 supporting documentation necessary to verify compliance with certain required Local Government Codes.

## **OBJECTIVES**

---

The objectives of the examination were to verify compliance with submission of the monthly reports, mathematical accuracy of the reports, and to confirm funds collected were deposited with the County Treasurer in a timely manner.

## **METHODOLOGY**

---

To achieve the audit objectives, the Department of Internal Audit performed the following:

- Evaluate whether amounts reported on the monthly fee reports were submitted in compliance with LGC §114.001(a), (b) General Requirements Applicable to Reports and LGC §114.043 Periodic Report to County Auditor;
- Verify monthly fee reports are mathematically accurate and are therefore approved as submitted in compliance with LGC §115.002 Examination of Books and Reports;
- Verify funds collected were deposited with the County Treasurer in compliance with LGC §113.022 Time for Making Deposits

## **AUDIT RESULTS**

---


- All three monthly fee reports for the quarter were submitted in compliance with LGC §114.001(a) and LGC §114.043
- All three monthly fee reports for the quarter were submitted out of compliance with LGC §114.001(b)
- Monthly fee reports reviewed were mathematically accurate and therefore approved as submitted in compliance with LGC §115.002
- July and September funds collected were deposited with the County Treasurer in compliance with LGC §113.022
- In August, there was one deposit comprised of three receipts that was non-compliant with LGC §113.022 Time for Making Deposits

**Recommendations:** (1) We recommend filing the monthly reports by the fifth business day after the last day of each month per the LGC §114.001(b) General Requirements Applicable to Reports. (2) Receipts are to be deposited next business day and if not possible, by the fifth business day per the LGC §113.022 Time for Making Deposits.

## **CONCLUSION**

---

The report will be submitted to Commissioners Court July 13, 2021. If you have any questions regarding this report, please contact me at (936)-539-7820.



**Montgomery County, Texas**  
**Office of the County Auditor**  
501 North Thompson, Suite 205, Conroe, Texas 77301  
P. O. Box 539, Conroe, Texas 77305

Rakesh Pandey, CPA  
County Auditor

Angela H. Blocker  
1<sup>st</sup> Assistant County Auditor


Date: July 6, 2021  
To: Rakesh Pandey, CPA, County Auditor  
From: Janet Browning, CIA, CFE, Internal Audit Manager *JLB*  
Re: Commissioners Court July 13, 2021 Meeting Submission for Consent Agenda

---

Consider and accept the following completed Audits:

Inherent Risk Assessment Reports FY21:

- Commissioner - Precinct 1
- Justice of the Peace -- Precinct 1



## **OFFICE OF COUNTY AUDITOR INHERENT RISK ASSESSMENT REPORT**

---


**Commissioner Precinct 1  
June 17, 2021**

---

### **Audit Staff**

Rakesh Pandey, County Auditor, CPA  
Janet Browning, Internal Audit Manager, CIA, CFE  
Starla Terry, Internal Audit Supervisor  
Johnia Henderson, Internal Audit Lead





**Montgomery County, Texas**  
**Office of the County Auditor**  
501 North Thompson, Suite 205, Conroe, Texas 77301  
P. O. Box 539, Conroe, Texas 77305

**Rakesh Pandey**  
County Auditor

**Angela H. Blocker**  
1<sup>st</sup> Assistant County Auditor

Date: July 13, 2021

To: Commissioner's Court

From: Rakesh Pandey, County Auditor, CPA  
Janet Browning, Internal Audit Manager, CIA, CFE

Re: Inherent Risk Assessment Report – Commissioner Precinct 1

---

The Auditor's Office completed a Risk Assessment of Commissioner Precinct 1 on June 17, 2021. Risk Assessments identify the inherent risks associated with controls and the processes and procedures handled within the County offices/departments.

As part of the County Auditor's commitment to ensuring the development of a formal Risk Assessment Program across the County, the results of such efforts will also be included in the development of future annual audit plans. Assessing the risk helps management focus their efforts on identifying and mitigating the highest risk areas. Because management control is not a factor in determining the level of inherent risk, a high degree of inherent risk does not indicate poor management or the absence of controls.

This is the first risk assessment of Commissioner Precinct 1.

## **INTRODUCTION TO THE RISK ASSESSMENT REPORT FORMAT**

### **What is Risk Assessment?**

Risk assessment is the systematic process of identifying and evaluating the potential risks that may occur in a business process.

### **How does the Risk Assessment process work?**

The risk assessment process includes three steps: data gathering; identification of business process, risk and controls; and inherent risk rating. In data gathering, Internal Audit ("Audit") collects information about the functional area under review to gain an understanding of its objectives, operations, processes and procedures. Audit identifies the business processes in place, the inherent risks for each business process, and the internal control implemented by management. In the last step, Audit rates the risks identified for the business processes by evaluating them based on risk factors and assigning risk ratings.

### **How are the risk ratings calculated?**

The risks associated with each business process is described and valued based on likelihood and impact. Likelihood is the probability the risk will occur, whereas impact is the severity of consequences resulting from a breakdown in the process and/or controls if the risk were to occur. When evaluating impact, risk factors include Operations (effectiveness and efficiency) and Compliance (laws and regulations).

In order to obtain a risk rating for the business processes, a numeric value is assigned for likelihood and impact. Risk likelihood was rated on a five-level scale from "1" for very low (remote) to "5" for very high and risk impact was rated on a five-level scale from "A" for insignificant to "E" for catastrophic. The values are plotted on the Risk Rating Matrix to determine the risk rating for the individual business processes.

### **How is this report used by the Auditor's Office?**

Audit uses the risk assessment to help develop the audit plan across all County departments. The audit plan will then be tailored to prioritize testing of higher risk areas to ensure proper oversight and review.

### **How can this report be used by County Management?**

This report is intended to help management focus their efforts on identifying and mitigating the highest risk areas. This includes the distribution of personnel, implementation of internal controls, and allocation of budget resources.

## **EXECUTIVE SUMMARY**

### **Purpose**

In fiscal year 2019, The Montgomery County Auditor's Office (MCAO) began transitioning to a risk-based method of internal auditing. Under this method, audit activity is directed toward the higher risk areas first. To determine which County offices/departments pose the greatest risk, Audit ranked key departments based on dollar volume. From this ranking, risk assessments will be performed and the results will be included in the development of future annual audit plans.

Risk assessments address the risks associated with the processes and activities handled by the County office/department under review. It requires Audit to gain an understanding of the business objectives, flow of operations, business processes, inherent risks, and the system of internal controls implemented by management. There are three types of risks typically identified and evaluated during a risk assessment:

- **Inherent Risk** – The risk to an organization in the absence of any actions management might take to alter either the risk's probability or impact (the risks intrinsic to the entity's objectives if no internal controls are implemented).
- **Control Risk** – The risk that management controls are not efficiently designed or effectively implemented, preventing the organization from meeting its objective and protecting its assets.
- **Residual Risk** – The risk that remains after management has responded to the risk by implementing controls.

For County offices/departments, Audit will only be rating the inherent risks during the initial risk assessment. From this, a formal audit plan will be developed which will address the higher risk areas first. It should be noted, a new county-wide ERP system is currently getting implemented in a phased approach, with phases 1 and 2 currently live. Phases 3 and 4 are estimated to go into operations in FY 2021 through 2022. Going forward, Audit will update and adjust the audit plan accordingly.

### **Scope**

This risk assessment covered the operations of Commissioner Precinct 1 and was limited to the business processes and controls that were in place during the time the risk assessment was being performed.

This is the first risk assessment of Commissioner Precinct 1.

## Methodology

The risk assessment process was performed in three phases: data gathering; identification of business processes, risks and controls; and risk rating. The following provides a brief overview of each phase:

- Data Gathering – Information collected and analyzed about the County office/department under review in order to gain an understanding of its business objectives and operations.
- Identification of Business Processes, Risks, and Controls – Determine what business processes are in place, the internal controls implemented by management to mitigate risks, and the inherent risks associated with the processes.
- Risk Rating – Evaluate the inherent risks and assign risk ratings to the business processes under review.

## High Risk Areas

Audit rated the risks inherent to the business processes handled by Commissioner Precinct 1 on a four-level scale from low to extreme. To provide visibility into the business processes posing the greatest risk to Commissioner Precinct 1, an average risk rating was calculated for each business process. A summary of the average risk ratings for the business processes is presented in graph form on page 10 of this report. The top business process in terms of inherent risk is noted below:

<b>Business Process</b>	<b>Risk Rating</b>
Safety and Health	High

Overall, Commissioner Precinct 1's inherent risk average as a department is medium.

Because management control is not a factor in determining the level of inherent risk, a high degree of inherent risk does not indicate poor management or the absence of controls. Assessing the risk level is a method to help management focus their efforts on identifying and mitigating the highest risk areas. A formal audit plan will be developed in the future and will address the risk levels from the initial Risk Assessment. The audit plan will include testing the higher risk areas noted within this report in order to gain assurance of efficient and effective mitigating controls.

## **DETAILED REPORT**

Audit performed a risk assessment of the inherent risks associated with the Montgomery County Commissioner Precinct 1's operations in the following three phases:

### **Data Gathering**

In order to perform an accurate and thorough risk assessment, the first step was becoming familiar with the nature of the department's business activities. To begin this process, Audit requested, reviewed, and/or analyzed the following documents from Commissioner Precinct 1:

1. Comprehensive Annual Financial Reports FY2019
2. Best Practices:
  - a. A/P – A/R
  - b. Fuel Procedures
3. County Purchasing Policy Manual:
  - a. County-Owned Supplies and Equipment – Controlled Property
4. County Safety Policy Manual:
  - a. Safety Inspection Checklists
5. Information available through the MCTX.Org for Commissioner Precinct 1:
  - a. Identification of Facilities (Community Centers/Parks)

In addition to the documents noted above Audit reviewed Texas statutes pertaining to Commissioner Precinct 1 and applicable Local Government Codes.

The opening conference included the Chief of Staff, Special Projects Coordinator, Administrative Manager I, Administrative Assistant II, and the Internal Audit Risk Assessment team. Audit provided an initial meeting packet that included a high level explanation of the risk assessment process, the general reporting process, and a timeline of the risk assessment project from beginning to end.

### **Identification of Business Process, Risks and Controls**

#### **Business Process**

A business process can be defined as a group of interrelated activities or tasks that are initiated to accomplish a specific organizational goal. In the context of a risk assessment, business processes include the basic activities used to support operations. Business processes were identified from statutes, local government codes, available policies and procedures, and discussions. Audit consulted auditing standards for internal and governmental auditors, as well as technical guidance for implementing risk assessments, as needed.

## Risks and Controls

Inherent risks are those risks that exist in the absence of any actions management might take to mitigate either the risk's probability or impact. In a collaborative exercise with Commissioner Precinct 1, the potential risks and mitigating controls of each business process were identified with a focus on *"what could go wrong in the absence of a control"* resulting in either the failure to meet objectives or in a loss of County funds. Although Audit reviewed controls for reasonableness, the controls were not audited or otherwise validated through audit procedures. Because management control is not a factor in determining the level of inherent risk, a high degree of inherent risk does not indicate poor management or the absence of controls.

The following provides the results of the collaborative exercise between audit and Commissioner Precinct 1 to identify the inherent risks:

- **Contracting Authority:** May enter into contracts or cooperative agreements with other local governments to accomplish mutually beneficial purposes, with the state for various services, and with private entities for services or supplies. The following chart identifies the sub-processes and the associated inherent risks:

Fees (in a broad sense)	Low
Approval Requirement for Counties Prohibited Employment of Responsible Governmental Entity Employees (Conflict of Interest)	Medium

- **Fiscal Operations:** The general business actions taken to implement operational objectives and budgetary policies such as revenues and expenditures. The following chart identifies the sub-processes and the associated inherent risks:

Record (i.e., recording of non-capitalized assets) Cash Handling Policy for Rentals (Deposit not collected) Vault / Safe Procedures (A) Cash Handling Policy for Deposits Procurement Card Work Order Procedures	Low
Cash Handling Policy for Rentals (misappropriation) Purchasing (misappropriation) Inventory Policies & Procedures (inappropriate use of county equipment)	Medium
Vault / Safe Procedures (B) Fuel Procedures	High

- **Personnel:** Personnel related duties and responsibilities. The following chart identifies the sub-processes and the associated inherent risks:

On-Call Policies and Procedures	Medium
---------------------------------	--------

- **Road and Bridge:** The construction and maintenance of roads and bridges in the county that are not part of the state highway system. The following chart identifies the sub-processes and the associated inherent risks:

Funding Construction Improvement and Repair of Streets and Municipalities Donations (Local Contributions)	Low
Powers and Duties of Ex Officio Road Commissioners General Authority of Commissioners Court	Medium
Assisting Other Governmental Entity	High

- **Safety and Health:** The general responsibility to ensure the health and safety of the public and employees. The following chart identifies the sub-processes and the associated inherent risks:

Safety Inspection Checklists	Medium
Safety and Health Procedures Education, Training & Certification	High

Commissioner Precinct 1's management and staff was very engaging and dedicated to improving all aspects of their processes.

## Inherent Risk Rating

With the cooperation of Commissioner Precinct 1, Audit evaluated the associated risks for each business process by rating the risks based on likelihood and impact. Likelihood is the probability the risk will occur, whereas impact is the severity of consequences resulting from a breakdown in the process and/or controls if the risk were to occur. When evaluating impact, risk factors included the Operations (effectiveness and efficiency) and Compliance (laws and regulations).

Risk likelihood was rated on a five-level scale from very low (remote) to very high and risk impact was rated on a five-level scale from insignificant to catastrophic. The resulting scores were then used to determine the inherent risk ratings for each business process using our Risk Rating Matrix below:

**Risk Rating Matrix**

<b>Risk Impact</b>	<b>Catastrophic (E)</b>	Medium risk	High risk	Extremely high	Extremely high	Extremely high
	<b>Major (D)</b>	Medium risk	Medium risk	High risk	Extremely high	Extremely high
	<b>Significant (C)</b>	Low risk	Medium risk	Medium risk	High risk	Extremely high
	<b>Minor (B)</b>	Low risk	Low risk	Medium risk	Medium risk	High risk
	<b>Insignificant (A)</b>	Low risk	Low risk	Low risk	Low risk	Medium risk
		<b>Very Low (1)</b>	<b>Low (2)</b>	<b>Moderate (3)</b>	<b>High (4)</b>	<b>Very High (5)</b>
		<b>Risk Likelihood</b>				



Inherent Risk is the sum of Likelihood and Impact and represents the risk that an activity would pose if no controls were in place. Using Audit's Risk Rating Matrix, the inherent risk for each business process was rated on a four-level scale as follows:

Inherent Risk Rating	Description
Low	The risk of loss is remote, or if a loss were to occur it would have no impact on the department and/or County
Medium	There is an average risk of loss. If a loss were to occur it would likely have a moderate impact on the department and/or County
High	The activity could potentially result in a significant loss to the department and/or County. However, the resulting loss, while significant, would not threaten the County in the long term.
Extreme	The activity could lead to significant and harmful loss to the department and/or County

### Summary of Results

To provide visibility into the business processes which pose the greatest risk to Commissioner Precinct 1, the following graph depicts the results:

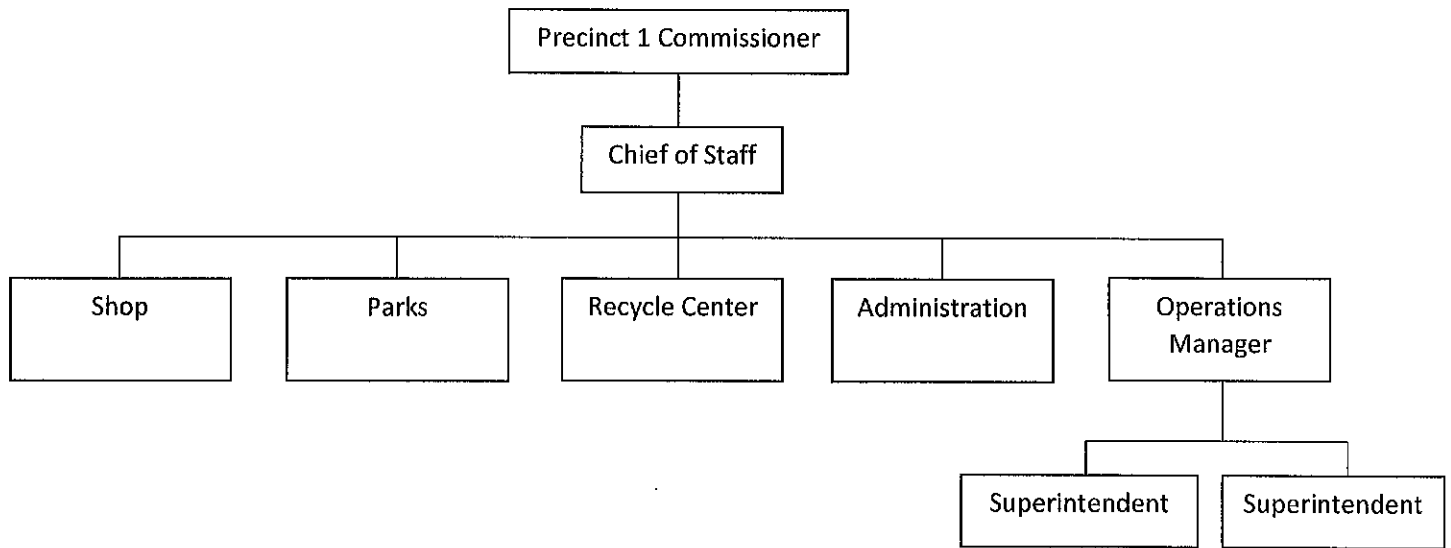
Inherent Risk of Control Failure				
Business Process	Low	Medium	High	Extreme
Contracting Authority				
Fiscal Operation				
Personnel				
Road and Bridge				
Safety and Health				

<b>Commissioner Precinct 1 Inherent Risk Average:</b>	<b>Medium</b>
---	---------------

Overall, there is a medium risk level of control failure present

Because management control is not a factor in determining the level of inherent risk, a high degree of inherent risk does not indicate poor management or the absence of controls. Assessing the risk level is a method to help management focus their efforts on identifying and mitigating the highest risk areas. A formal audit plan will be developed in the future and will address the risk levels from the initial Risk Assessment. The audit plan will include testing the higher risk areas noted within this report in order to gain assurance of efficient and effective mitigating controls.

## Commissioner Precinct 1 - Organization Chart




**Areas of Potential Concern / Opportunities for Improvement:**

- During risk assessment discussions of vault / safe procedures, Precinct 1 identified an opportunity for improved safeguarding and transportation of cash to ensure deposits are made in the safest and most expedient manner possible. Precinct 1 is in the process of enhancing their cash handling policies and procedures.
- Precinct 1 identified an opportunity for improvement with regards to Safety and Health Procedures for education, training, and certification. The precinct does not have a person designated and internal processes / procedures established to ensure on-going compliance of valid licenses or certifications. Precinct 1 is currently working to designate a person responsible for ensuring on-going compliance with education, training, and certification and is working to develop internal controls to mitigate the risks of non-compliance.
- Through the risk assessment exercise, Precinct 1 identified the need to establish an inventory log in / log out control for the use of certain small equipment inventory (i.e., non-capitalized items < \$5,000 such as weed eaters, lawn mowers, etc.). The small equipment inventory log in / log out control, currently being developed by Precinct 1, ensures small equipment use is managed, maintained, and accounted for on a daily basis.

Additionally, the process of holding rental deposits is being reviewed and discussed with other precincts in conjunction with Audit to find appropriate methods to handle these types of deposits and remain in compliance with timeliness.

Audit will include a review of the above noted opportunities for improvement in future audits plans.



## **OFFICE OF COUNTY AUDITOR INHERENT RISK ASSESSMENT REPORT**


---

**Justice of the Peace – Precinct 1  
June 14, 2021**

---

### **Audit Staff**

Rakesh Pandey, County Auditor, CPA  
Janet Browning, Internal Audit Manager, CIA, CFE  
Starla Terry, Internal Audit Supervisor  
Johnia Henderson, Internal Audit Lead



**Montgomery County, Texas**  
**Office of the County Auditor**  
501 North Thompson, Suite 205, Conroe, Texas 77301  
P. O. Box 539, Conroe, Texas 77305

**Rakesh Pandey**  
County Auditor

**Angela H. Blocker**  
1<sup>st</sup> Assistant County Auditor

Date: July 13, 2021

To: Commissioner's Court

From: Rakesh Pandey, County Auditor, CPA  
Janet Browning, Internal Audit Manager, CIA, CFE

Re: Inherent Risk Assessment Report – Justice of the Peace, Precinct 1

---

The Auditor's Office completed a Risk Assessment of Justice of the Peace, Precinct 1 in June 2021. Risk Assessments identify the inherent risks associated with processes and procedures handled within the County offices/departments.

As part of the County Auditor's commitment to ensuring the development of a formal Risk Assessment Program across the County, the results of such efforts will also be included in the development of future annual audit plans. Assessing the risk helps management focus their efforts on identifying and mitigating the highest risk areas. Because management control is not a factor in determining the level of inherent risk, a high degree of inherent risk does not indicate poor management or the absence of controls.

This is the first risk assessment of Justice of the Peace, Precinct 1

## **INTRODUCTION TO THE RISK ASSESSMENT REPORT FORMAT**

### **What is Risk Assessment?**

Risk assessment is the systematic process of identifying and evaluating the potential risks that may occur in a business process.

### **How does the Risk Assessment process work?**

The risk assessment process includes three steps: data gathering; identification of business process, risk and controls; and inherent risk rating. In data gathering, Internal Audit ("Audit") collects information about the functional area under review to gain an understanding of its objectives, operations, processes and procedures. Audit identifies the business processes in place, the inherent risks for each business process, and the internal control implemented by management. In the last step, Audit rates the risks identified for the business processes by evaluating them based on risk factors and assigning risk ratings.

### **How are the risk ratings calculated?**

The risks associated with each business process is described and valued based on likelihood and impact. Likelihood is the probability the risk will occur, whereas impact is the severity of consequences resulting from a breakdown in the process and/or controls if the risk were to occur. When evaluating impact, risk factors include Operations (effectiveness and efficiency) and Compliance (laws and regulations).

In order to obtain a risk rating for the business processes, a numeric value is assigned for likelihood and impact. Risk likelihood was rated on a five-level scale from "1" for very low (remote) to "5" for very high and risk impact was rated on a five-level scale from "A" for insignificant to "E" for catastrophic. The values are plotted on the Risk Rating Matrix to determine the risk rating for the individual business processes.

### **How is this report used by the Auditor's Office?**

Audit uses the risk assessment to help develop the audit plan across all County departments. The audit plan will then be tailored to prioritize testing of higher risk areas to ensure proper oversight and review.

### **How can this report be used by County Management?**

This report is intended to help management focus their efforts on identifying and mitigating the highest risk areas. This includes the distribution of personnel, implementation of internal controls, and allocation of budget resources.

## **EXECUTIVE SUMMARY**

### **Purpose**

In fiscal year 2019, The Montgomery County Auditor's Office (MCAO) began transitioning to a risk-based method of internal auditing. Under this method, audit activity is directed toward the higher risk areas first. To determine which County offices/departments pose the greatest risk, Audit ranked key departments based on dollar volume. From this ranking, risk assessments will be performed and the results will be included in the development of future annual audit plans.

Risk assessments address the risks associated with the processes and activities handled by the County office/department under review. It requires Audit to gain an understanding of the business objectives, flow of operations, business processes, inherent risks, and the system of internal controls implemented by management. There are three types of risks typically identified and evaluated during a risk assessment:

- **Inherent Risk** – The risk to an organization in the absence of any actions management might take to alter either the risk's probability or impact (the risks intrinsic to the entity's objectives if no internal controls are implemented).
- **Control Risk** – The risk that management controls are not efficiently designed or effectively implemented, preventing the organization from meeting its objective and protecting its assets.
- **Residual Risk** – The risk that remains after management has responded to the risk by implementing controls.

For County offices/departments, Audit will only be rating the inherent risks during the initial risk assessment. From this, a formal audit plan will be developed which will address the higher risk areas first. It should be noted, a new county-wide ERP system is currently getting implemented in a phased approach, with phases 1 and 2 currently live. Phases 3 and 4 are estimated to go into operations in FY 2021 through 2022. Going forward, Audit will update and adjust the audit plan accordingly.

### **Scope**

This risk assessment covered the operations of Justice of the Peace – Precinct 1 (JP – 1) and was limited to the business processes and controls that were in place during the time the risk assessment was being performed.

This is the first risk assessment of the JP – 1

### **Methodology**

The risk assessment process was performed in three phases: data gathering; identification of business processes, risks and controls; and risk rating. The following provides a brief overview of each phase:

- Data Gathering – Information collected and analyzed about the County office/department under review in order to gain an understanding of its business objectives and operations.
- Identification of Business Processes, Risks and Controls – Determine what business processes are in place, the internal controls implemented by management to mitigate risks, and the inherent risks associated with the processes.
- Risk Rating – Evaluate the inherent risks and assign risk ratings to the business processes under review.

### **High Risk Areas**

Audit rated the risks inherent to the business processes handled by JP - 1 on a four-level scale from low to extreme. To provide visibility into the business processes posing the greatest risk to JP - 1, an average risk rating was calculated for each business process. A summary of the average risk ratings for the business processes is presented in graph form on page 10 of this report. The top two business processes in terms of inherent risk are noted below:

<b>Business Process</b>	<b>Risk Rating</b>
Description of Office and Regulation of Justice Courts	Medium
Judicial Responsibilities	Medium

Overall, JP - 1's inherent risk average as a department is medium.

Because management control is not a factor in determining the level of inherent risk, a high degree of inherent risk does not indicate poor management or the absence of controls. Assessing the risk level is a method to help management focus their efforts on identifying and mitigating the highest risk areas. A formal audit plan will be developed in the future and will address the risk levels from the initial Risk Assessment. The audit plan will include testing the higher risk areas noted within this report in order to gain assurance of efficient and effective mitigating controls.



## **DETAILED REPORT**

Audit performed a risk assessment of the inherent risks associated with the Montgomery County JP - 1's operations in the following three phases:

### **Data Gathering**

In order to perform an accurate and thorough risk assessment, the first step was becoming familiar with the nature of the department's business activities. To begin this process, Audit requested, reviewed, and/or analyzed the following documents from JP - 1:

1. 2018 Guide to Texas Laws for County Officials
2. Policies and Procedures for various office functions such as:
  - a. Cash Receipting, Voiding, and processing
  - b. Various legal document processing instructions
3. Information available through the MCTX.Org website for JP - 1
4. Official's Fee Report Fiscal Year End 2018
5. Comprehensive Annual Financial Report - FY 2018

In addition to the documents noted above Audit reviewed Texas statutes pertaining to JP - 1 and applicable Local Government Codes.

The opening conference included Justice of the Peace Judge Mack, the Administrative Managers, and the Internal Audit Risk Assessment team. Audit provided an initial meeting packet that included a high level explanation of the risk assessment process, the general reporting process, and a timeline of the risk assessment project from beginning to end.

### **Identification of Business Process, Risks and Controls**

#### **Business Process**

A business process can be defined as a group of interrelated activities or tasks that are initiated to accomplish a specific organizational goal. In the context of a risk assessment, business processes include the basic activities used to support operations. Business processes were identified from statutes, local government codes, available policies and procedures, and discussions. Audit consulted auditing standards for internal and governmental auditors, as well as technical guidance for implementing risk assessments, as needed.

#### **Risks and Controls**

Inherent risks are those risks that exist in the absence of any actions management might take to mitigate either the risk's probability or impact. In a collaborative exercise with JP - 1, the potential risks and mitigating controls of each business process were identified with a focus on "*what could go wrong in the absence of a control*" resulting in either the failure to meet objectives or in a loss of County funds. Although Audit reviewed controls for reasonableness, the controls were not

audited or otherwise validated through audit procedures. Because management control is not a factor in determining the level of inherent risk, a high degree of inherent risk does not indicate poor management or the absence of controls.

The following provides the results of the collaborative exercise between Audit and JP - 1 to identify the inherent risks:

- **Description of Office and Regulation of Justice Courts:** Various statutes concerning the conditions and requirements of the JP office, the liabilities for failure to perform duties, and regulations of justice courts. The following chart identifies the sub-processes and the associated inherent risks:

Exchange of Benches	Low
Educational Requirements	Medium

- **Financial Duties & Transactions:** Duties related to the collection of fees, keeping account of the financial transactions of the office, and responsibilities in regard to the provisions, expenses, and compensation of the office. The following chart identifies the sub-processes and the associated inherent risks:

Time for Making Deposits Monthly Reports of Fees, Commissions, and Expenses of Officers Fee Schedule Fees Before Entry of Judgment Fees After Entry of Judgment Fees For Certified Copy Prohibited Fees Financial Statement Required Reporting Categories - Required Descriptions Reporting Categories - Contents of Financial Statement in General Timeliness of Filing	Low
Posting of Fees Required Statement of Fees, Commissions, and Other Money Received by Officers Requirement That Money be Deposited with County Treasurer; Interest Report to Commissioners Court (...Collection of Fines, Judgements, or Jury Fees) Remission of Fines	Medium

- **Judicial Responsibilities:** Judicial duties related to holding justice court, acting as judge of small claims court, issuing a variety of process and writs in situations where justice court has jurisdiction, holding court for minor misdemeanor offenses, and assisting in evidence proceedings. The following chart identifies the sub-processes and the associated inherent risks:

Person Authorized to Conduct Ceremony Deed Restriction Jurisdiction Summoning Prospective Jurors Directly To Justice Court Reimbursement of Expenses of Jurors and Prospective Jurors Warrant of Arrest Jury Summoned Mistrial Jury Trial Failure to Appear	Low
Jurisdiction Small Claims Terms of Court Place for Holding Court Clerk Extraordinary Remedies Jurisdiction, Dismissal Criminal Docket Autopsies and Tests Texas Rules of Civil Procedure Records and Other Property Disqualification	Medium

- **Miscellaneous Judicial Duties:** The Justice of the Peace has various miscellaneous duties related to the judicial function. The following chart identifies the sub-processes and the associated inherent risks:

General Provisions Relating to License Denial, Suspension or Revocation Motor Vehicle Safety Responsibility Law Issuance of Abstract Contents of Abstract	Low
--	-----

Justice of the Peace, Judge Mack, and Precinct 1 management and staff were very engaging and dedicated to improving all aspects of their processes.

## Inherent Risk Rating

With the cooperation of JP - 1, Audit evaluated the associated risks for each business process by rating the risks based on likelihood and impact. Likelihood is the probability the risk will occur, whereas impact is the severity of consequences resulting from a breakdown in the process and/or controls if the risk were to occur. When evaluating impact, risk factors included the Operations (effectiveness and efficiency) and Compliance (laws and regulations).

Risk likelihood was rated on a five-level scale from very low (remote) to very high and risk impact was rated on a five-level scale from insignificant to catastrophic. The resulting scores were then used to determine the inherent risk ratings for each business process using our Risk Rating Matrix below:

**Risk Rating Matrix**

<b>Risk Impact</b>	<b>Catastrophic (E)</b>	Medium risk	High risk	High risk	High risk	High risk
	<b>Major (D)</b>	Medium risk	Medium risk	High risk	High risk	High risk
	<b>Significant (C)</b>	Low risk	Medium risk	Medium risk	High risk	High risk
	<b>Minor (B)</b>	Low risk	Low risk	Medium risk	Medium risk	High risk
	<b>Insignificant (A)</b>	Low risk	Low risk	Low risk	Low risk	Medium risk
		<b>Very Low (1)</b>	<b>Low (2)</b>	<b>Moderate (3)</b>	<b>High (4)</b>	<b>Very High (5)</b>
		<b>Risk Likelihood</b>				

Inherent Risk is the sum of Likelihood and Impact and represents the risk that an activity would pose if no controls were in place. Using Audit's Risk Rating Matrix, the inherent risk for each business process was rated on a four-level scale as follows:

Inherent Risk Rating	Description
Low	The risk of loss is remote, or if a loss were to occur it would have no impact on the department and/or County
Medium	There is an average risk of loss. If a loss were to occur it would likely have a moderate impact on the department and/or County
High	The activity could potentially result in a significant loss to the department and/or County. However, the resulting loss, while significant, would not threaten the County in the long term.
Extreme	The activity could lead to significant and harmful loss to the department and/or County

### Summary of Results


To provide visibility into the business processes which pose the greatest risk to JP - 1, the following graph depicts the results:

Inherent Risk of Control Failure				
Business Process	Low	Medium	High	Extreme
Description of Office and Regulation of Justice Courts				
Financial Duties and Transactions				
Judicial Responsibilities				
Miscellaneous Judicial Duties				

Justice of the Peace Precinct #1 Inherent Risk Average:	Medium
---	--------

*Overall, there is a medium Inherent Risk level of control failure present.*

Because management control is not a factor in determining the level of inherent risk, a high degree of inherent risk does not indicate poor management or the absence of controls. Assessing the risk level is a method to help management focus their efforts on identifying and mitigating the highest risk areas. A formal audit plan will be developed in the future and will address the risk levels from the initial Risk Assessment. The audit plan will include testing the higher risk areas noted within this report in order to gain assurance of efficient and effective mitigating controls.



**Montgomery County, Texas**  
**Office of the County Auditor**  
501 North Thompson, Suite 205, Conroe, Texas 77301  
P. O. Box 539, Conroe, Texas 77305

Rakesh Pandey, CPA  
County Auditor

Angela H. Blocker  
1<sup>st</sup> Assistant County Auditor


Date: July 20, 2021  
To: Rakesh Pandey, County Auditor  
From: Starla Terry, Internal Audit Supervisor *ST*  
Re: Commissioners Court July 27, 2021 Meeting Submission for Consent Agenda

---

Consider and accept the following completed audits:

Compliance Audits FY20

- Airport - Q4
- Constable Pct. 1 – Q4
- Constable Pct. 2 – Q4
- Constable Pct. 4 – Q4
- Constable Pct. 5 – Q4
- Justice of the Peace Pct.1 – Q2-Q4
- Risk Management Closeout Audit June 2021



**OFFICE OF COUNTY AUDITOR  
INTERNAL AUDIT REPORT**

---

**AIRPORT  
4<sup>th</sup> QTR COMPLIANCE AUDIT FY2020**

---

**AIRPORT DIRECTOR**  
James Brown

**INTERNAL AUDIT STAFF**  
Rakesh Pandey, County Auditor, CPA  
Janet Browning, Internal Audit Manager, CIA, CFE  
Starla Terry, Internal Audit Supervisor  
Tracie Longoria, Internal Audit Assistant



**Montgomery County, Texas**  
**Office of the County Auditor**  
501 North Thompson, Suite 205, Conroe, Texas 77301  
P. O. Box 539, Conroe, Texas 77305

Rakesh Pandey, CPA  
County Auditor

Angela H. Blocker  
1<sup>st</sup> Assistant County Auditor

Date: July 14, 2021

To: James Brown, Director

From: Starla Terry, Internal Audit Supervisor *SA*

Re: Airport – 4<sup>th</sup> Qtr. Compliance Audit FY2020

---

The Auditor's Office has completed an audit of the Airport Monthly reports for July through September 2020.

The objectives of the audit were to ensure compliance with relevant statutes regarding monthly reports.

Attached is the Internal Audit report for the Airport office.



## **INTRODUCTION**

---

The Montgomery County Auditor's Office has examined a sample of the monthly reports of the Airport office for the months of July 2020 through September 2020.

## **SCOPE**

---

The scope of the review included Q4 supporting documentation necessary to verify compliance with certain required Local Government Codes.

## **OBJECTIVES**

---

The objectives of the examination were to verify compliance with submission of the monthly reports, mathematical accuracy of the reports, and to confirm funds collected were deposited with the County Treasurer in a timely manner.

## **METHODOLOGY**

---

To achieve the audit objectives, the Department of Internal Audit performed the following:

- Evaluate whether amounts reported on the monthly fee reports were submitted in compliance with LGC §114.001(a), (b) General Requirements Applicable to Reports and LGC §114.043 Periodic Report to County Auditor;
- Verify monthly fee reports are mathematically accurate and are therefore approved as submitted in compliance with LGC §115.002 Examination of Books and Reports;
- Verify funds collected were deposited with the County Treasurer in compliance with LGC §113.022 Time for Making Deposits

## **AUDIT RESULTS**

---

- All three monthly fee reports for the quarter were submitted in compliance with LGC §114.001(a), (b) and LGC §114.043
- Monthly fee reports reviewed were mathematically accurate and therefore approved as submitted in compliance with LGC §115.002
- July had one deposit that comprised of two receipts, August had one deposit that comprised of seven receipts, and September had one deposit that comprised of two receipts non-compliant with LGC §113.022 Time for Making Deposits


**Recommendation:** Receipts are to be deposited next business day and if not possible, by the fifth business day per LGC §113.033 Time for Making Deposits.

**Response:** During implementation there was a misunderstanding between the department and receiving department regarding deposits with the new check scanning machine. The previous procedure has been put back in place to remain compliant going forward.

## **CONCLUSION**

---

The report will be submitted to Commissioners Court July 27, 2021. If you have any questions regarding this report, please contact me at (936)-539-7820.



**OFFICE OF COUNTY AUDITOR  
INTERNAL AUDIT REPORT**


---

**CONSTABLE PRECINCT 1  
4<sup>th</sup> QTR COMPLIANCE AUDIT FY2020**

---

**CONSTABLE PRECINCT 1**  
Philip Cash

**INTERNAL AUDIT STAFF**  
Rakesh Pandey, County Auditor, CPA  
Janet Browning, Internal Audit Manager, CIA, CFE  
Starla Terry, Internal Audit Supervisor  
Tracie Longoria, Internal Audit Assistant



**Montgomery County, Texas**  
**Office of the County Auditor**  
501 North Thompson, Suite 205, Conroe, Texas 77301  
P. O. Box 539, Conroe, Texas 77305

Rakesh Pandey, CPA  
County Auditor

Angela H. Blocker  
1<sup>st</sup> Assistant County Auditor

Date: July 14, 2021

To: Philip Cash, Constable Precinct 1

From: Starla Terry, Internal Audit Supervisor *ST*

Re: Constable Precinct 1 -- 4<sup>th</sup> Qtr. Compliance Audit FY2020

---

The Auditor's Office has completed an audit of the Constable Precinct 1 monthly reports for July through September 2020.

The objectives of the audit were to ensure compliance with relevant statutes regarding monthly reports.

Attached is the Internal Audit report for the Constable Precinct 1 office.

## **INTRODUCTION**

---

The Montgomery County Auditor's Office has examined a sample of the monthly reports of the Constable Precinct 1 office for the months of July 2020 through September 2020.

## **SCOPE**

---

The scope of the review included Q4 FY2020 supporting documentation necessary to verify compliance with certain required Local Government Codes.

## **OBJECTIVES**

---

The objectives of the examination were to verify compliance with submission of the monthly reports, mathematical accuracy of the reports, and to confirm funds collected were deposited with the County Treasurer in a timely manner.

## **METHODOLOGY**

---

To achieve the audit objectives, the Department of Internal Audit performed the following:

- Evaluate whether amounts reported on the monthly fee reports were submitted in compliance with LGC §114.001(a), (b) General Requirements Applicable to Reports and LGC §114.043 Periodic Report to County Auditor;
- Verify monthly fee reports are mathematically accurate and are therefore approved as submitted in compliance with LGC §115.002 Examination of Books and Reports;
- Verify funds collected were deposited with the County Treasurer in compliance with LGC §113.022 Time for Making Deposits

## **AUDIT RESULTS**


---

- All three monthly fee reports for the quarter were submitted in compliance with LGC §114.001(a) (b) and LGC §114.043
- Monthly fee reports reviewed were mathematically accurate and therefore approved as submitted in compliance with LGC §115.002
- Funds collected were deposited with the County Treasurer in compliance with LGC §113.022

## **CONCLUSION**

---

The report will be submitted to Commissioners Court July 27, 2021. If you have any questions regarding this report, please contact me at (936)-539-7820.



**OFFICE OF COUNTY AUDITOR  
INTERNAL AUDIT REPORT**


---

**CONSTABLE PRECINCT 2  
4<sup>th</sup> QTR COMPLIANCE AUDIT FY2020**

---

**CONSTABLE PRECINCT 2**  
Gene DeForest

**INTERNAL AUDIT STAFF**  
Rakesh Pandey, County Auditor, CPA  
Janet Browning, Internal Audit Manager, CIA, CFE  
Starla Terry, Internal Audit Supervisor  
Tracie Longoria, Internal Audit Assistant



**Montgomery County, Texas**  
**Office of the County Auditor**  
501 North Thompson, Suite 205, Conroe, Texas 77301  
P. O. Box 539, Conroe, Texas 77305

Rakesh Pandey, CPA  
County Auditor

Angela H. Blocker  
1<sup>st</sup> Assistant County Auditor

Date: July 14, 2021

To: Gene DeForest, Constable Precinct 2

From: Starla Terry, Internal Audit Supervisor *ST*

Re: Constable Precinct 2 – 4<sup>th</sup> Qtr. Compliance Audit FY2020

---

The Auditor's Office has completed an audit of the Constable Precinct 2 monthly reports for July through September 2020.

The objectives of the audit were to ensure compliance with relevant statutes regarding monthly reports.

Attached is the Internal Audit report for the Constable Precinct 2 office.

## **INTRODUCTION**

---

The Montgomery County Auditor's Office has examined a sample of the monthly reports of the Constable Precinct 2 office for the months of July 2020 through September 2020.

## **SCOPE**

---

The scope of the review included Q4 FY2020 supporting documentation necessary to verify compliance with certain required Local Government Codes.

## **OBJECTIVES**

---

The objectives of the examination were to verify compliance with submission of the monthly reports, mathematical accuracy of the reports, and to confirm funds collected were deposited with the County Treasurer in a timely manner.

## **METHODOLOGY**

---

To achieve the audit objectives, the Department of Internal Audit performed the following:

- Evaluate whether amounts reported on the monthly fee reports were submitted in compliance with LGC §114.001(a), (b) General Requirements Applicable to Reports and LGC §114.043 Periodic Report to County Auditor;
- Verify monthly fee reports are mathematically accurate and are therefore approved as submitted in compliance with LGC §115.002 Examination of Books and Reports;
- Verify funds collected were deposited with the County Treasurer in compliance with LGC §113.022 Time for Making Deposits

## **AUDIT RESULTS**

---

- All three monthly fee reports for the quarter were submitted in compliance with LGC §114.001(a) and LGC §114.043
- July fee report was submitted in compliance with LGC §114.001(b)
- August and September reports were submitted out of compliance with LGC §114.001(b)
- Monthly fee reports reviewed were mathematically accurate and therefore approved as submitted in compliance with LGC §115.002
- July and September funds collected were deposited with the County Treasurer in compliance with LGC §113.022
- In August, there was one deposit that comprised of three receipts non-compliant with LGC §113.022 Time for Making Deposits

### **Recommendations:**

We recommend filing the monthly reports by the fifth business day after the last day of each month per the LGC §114.001(b) General Requirements Applicable to Reports.




Receipts are to be deposited next business day and if not possible, by the fifth business day per the LGC §113.022 Time for Making Deposits.

## **CONCLUSION**

---

The report will be submitted to Commissioners Court July 27, 2021. If you have any questions regarding this report, please contact me at (936)-539-7820.



**OFFICE OF COUNTY AUDITOR  
INTERNAL AUDIT REPORT**

---

**CONSTABLE PRECINCT 4  
4<sup>th</sup> QTR COMPLIANCE AUDIT FY2020**

---

**CONSTABLE PRECINCT 4**  
Kenneth "Rowdy" Hayden

**INTERNAL AUDIT STAFF**  
Rakesh Pandey, County Auditor, CPA  
Janet Browning, Internal Audit Manager, CIA, CFE  
Starla Terry, Internal Audit Supervisor  
Tracie Longoria, Internal Audit Assistant



**Montgomery County, Texas**  
**Office of the County Auditor**  
501 North Thompson, Suite 205, Conroe, Texas 77301  
P. O. Box 539, Conroe, Texas 77305

Rakesh Pandey, CPA  
County Auditor

Angela H. Blocker  
1<sup>st</sup> Assistant County Auditor

Date: July 14, 2021

To: Kenneth "Rowdy" Hayden, Constable Precinct 4

From: Starla Terry, Internal Audit Supervisor *ST*

Re: Constable Precinct 4 – 4<sup>th</sup> Qtr. Compliance Audit FY2020

---

The Auditor's Office has completed an audit of the Constable Precinct 4 monthly reports for July through September 2020.

The objectives of the audit were to ensure compliance with relevant statutes regarding monthly reports.

Attached is the Internal Audit report for the Constable Precinct 4 office.

## **INTRODUCTION**

---

The Montgomery County Auditor's Office has examined a sample of the monthly reports of the Constable Precinct 4 office for the months of July, 2020 through September 2020.

## **SCOPE**

---

The scope of the review included Q4 FY2020 supporting documentation necessary to verify compliance with certain required Local Government Codes.

## **OBJECTIVES**

---

The objectives of the examination were to verify compliance with submission of the monthly reports, mathematical accuracy of the reports, and to confirm funds collected were deposited with the County Treasurer in a timely manner.

## **METHODOLOGY**

---

To achieve the audit objectives, the Department of Internal Audit performed the following:

- Evaluate whether amounts reported on the monthly fee reports were submitted in compliance with LGC §114.001(a), (b) General Requirements Applicable to Reports and LGC §114.043 Periodic Report to County Auditor;
- Verify monthly fee reports are mathematically accurate and are therefore approved as submitted in compliance with LGC §115.002 Examination of Books and Reports;
- Verify funds collected were deposited with the County Treasurer in compliance with LGC §113.022 Time for Making Deposits

## **AUDIT RESULTS**


---

- All three monthly fee reports for the quarter were submitted in compliance with LGC §114.001(a) (b) and LGC §114.043
- Monthly fee reports reviewed were mathematically accurate and therefore approved as submitted in compliance with LGC §115.002
- Funds collected were deposited with the County Treasurer in compliance with LGC §113.022

## **CONCLUSION**

---

The report will be submitted to Commissioners Court July 27, 2021. If you have any questions regarding this report, please contact me at (936)-539-7820.



**OFFICE OF COUNTY AUDITOR  
INTERNAL AUDIT REPORT**

---

**CONSTABLE PRECINCT 5  
4<sup>th</sup> QTR COMPLIANCE AUDIT FY2020**

---

**CONSTABLE PRECINCT 5**  
Chris Jones

**INTERNAL AUDIT STAFF**  
Rakesh Pandey, County Auditor, CPA  
Janet Browning, Internal Audit Manager, CIA, CFE  
Starla Terry, Internal Audit Supervisor  
Tracie Longoria, Internal Audit Assistant



**Montgomery County, Texas**  
**Office of the County Auditor**  
501 North Thompson, Suite 205, Conroe, Texas 77301  
P. O. Box 539, Conroe, Texas 77305

Rakesh Pandey, CPA  
County Auditor

Angela H. Blocker  
1<sup>st</sup> Assistant County Auditor

Date: July 14, 2021

To: Chris Jones, Constable Precinct 5

From: Starla Terry, Internal Audit Supervisor *ST*

Re: Constable Precinct 5 -- 4<sup>th</sup> Qtr. Compliance Audit FY2020

---

The Auditor's Office has completed an audit of the Constable Precinct 5 monthly reports for July through September 2020.

The objectives of the audit were to ensure compliance with relevant statutes regarding monthly reports.

Attached is the Internal Audit report for the Constable Precinct 5 office.

## **INTRODUCTION**

---

The Montgomery County Auditor's Office has examined a sample of the monthly reports of the Constable Precinct 5 office for the months of July 2020 through September 2020.

## **SCOPE**

---

The scope of the review included Q4 FY2020 supporting documentation necessary to verify compliance with certain required Local Government Codes.

## **OBJECTIVES**

---

The objectives of the examination were to verify compliance with submission of the monthly reports, mathematical accuracy of the reports, and to confirm funds collected were deposited with the County Treasurer in a timely manner.

## **METHODOLOGY**

---

To achieve the audit objectives, the Department of Internal Audit performed the following:

- Evaluate whether amounts reported on the monthly fee reports were submitted in compliance with LGC §114.001(a), (b) General Requirements Applicable to Reports and LGC §114.043 Periodic Report to County Auditor;
- Verify monthly fee reports are mathematically accurate and are therefore approved as submitted in compliance with LGC §115.002 Examination of Books and Reports;
- Verify funds collected were deposited with the County Treasurer in compliance with LGC §113.022 Time for Making Deposits

## **AUDIT RESULTS**


---

- All three monthly fee reports for the quarter were submitted in compliance with LGC §114.001(a), (b) and LGC §114.043
- Monthly fee reports reviewed were mathematically accurate and therefore approved as submitted in compliance with LGC §115.002
- Funds collected were deposited with the County Treasurer in compliance with LGC §113.022

## **CONCLUSION**

---

The report will be submitted to Commissioners Court July 27, 2021. If you have any questions regarding this report, please contact me at (936)-539-7820.



**OFFICE OF COUNTY AUDITOR  
INTERNAL AUDIT REPORT**

---

**JUSTICE OF THE PEACE, PRECINCT 1  
2<sup>nd</sup> QTR COMPLIANCE AUDIT FY2020**

---

**JUSTICE OF THE PEACE, PRECINCT 1**  
Wayne Mack

**INTERNAL AUDIT STAFF**

Rakesh Pandey, County Auditor, CPA  
Janet Browning, Internal Audit Manager, CIA, CFE  
Starla Terry, Internal Audit Supervisor  
Tracie Longoria, Internal Audit Assistant





**Montgomery County, Texas**  
**Office of the County Auditor**  
501 North Thompson, Suite 205, Conroe, Texas 77301  
P. O. Box 539, Conroe, Texas 77305

Rakesh Pandey, CPA  
County Auditor

Angela H. Blocker  
1<sup>st</sup> Assistant County Auditor

Date: July 14, 2021

To: Wayne Mack, Justice of the Peace, Precinct 1

From: Starla Terry, Internal Audit Supervisor *SA*

Re: Justice of the Peace, Precinct 1 – 2<sup>nd</sup> Qtr. Compliance Audit FY2020

---

The Auditor's Office has completed an audit of the Justice of the Peace, Precinct 1 monthly reports for January through March 2020.

The objectives of the audit were to ensure compliance with relevant statutes regarding monthly reports.

Attached is the Internal Audit report for the Justice of the Peace, Precinct 1 office.

## **INTRODUCTION**

---

The Montgomery County Auditor's Office has examined a sample of the monthly reports of the Justice of the Peace, Precinct 1 office for the months of January 2020 through March 2020.

## **SCOPE**

---

The scope of the review included Q2 FY2020 supporting documentation necessary to verify compliance with certain required Local Government Codes.

## **OBJECTIVES**

---

The objectives of the examination were to verify compliance with submission of the monthly reports, mathematical accuracy of the reports, and to confirm funds collected were deposited with the County Treasurer in a timely manner.

## **METHODOLOGY**

---

To achieve the audit objectives, the Department of Internal Audit performed the following:

- Evaluate whether amounts reported on the monthly fee reports were submitted in compliance with LGC §114.001(a), (b) General Requirements Applicable to Reports and LGC §114.043 Periodic Report to County Auditor;
- Verify monthly fee reports are mathematically accurate and are therefore approved as submitted in compliance with LGC §115.002 Examination of Books and Reports;
- Verify funds collected were deposited with the County Treasurer in compliance with LGC §113.022 Time for Making Deposits

## **AUDIT RESULTS**


---

- All three monthly fee reports for the quarter were submitted in compliance with LGC §114.001(a), (b) and LGC §114.043
- Monthly fee reports reviewed were mathematically accurate and therefore approved as submitted in compliance with LGC §115.002
- Funds collected were deposited with the County Treasurer in compliance with LGC §113.022

## **CONCLUSION**

---

The report will be submitted to Commissioners Court July 27, 2021. If you have any questions regarding this report, please contact me at (936)-539-7820.



**OFFICE OF COUNTY AUDITOR  
INTERNAL AUDIT REPORT**

---

**JUSTICE OF THE PEACE, PRECINCT 1  
3<sup>rd</sup> QTR COMPLIANCE AUDIT FY2020**

---

**JUSTICE OF THE PEACE, PRECINCT 1**  
Wayne Mack

**INTERNAL AUDIT STAFF**

Rakesh Pandey, County Auditor, CPA  
Janet Browning, Internal Audit Manager, CIA, CFE  
Starla Terry, Internal Audit Supervisor  
Tracie Longoria, Internal Audit Assistant



**Montgomery County, Texas**  
**Office of the County Auditor**  
501 North Thompson, Suite 205, Conroe, Texas 77301  
P. O. Box 539, Conroe, Texas 77305

Rakesh Pandey, CPA  
County Auditor

Angela H. Blocker  
1<sup>st</sup> Assistant County Auditor

Date: July 14, 2021

To: Wayne Mack, Justice of the Peace, Precinct 1

From: Starla Terry, Internal Audit Supervisor *ST*

Re: Justice of the Peace, Precinct 1 – 3<sup>rd</sup> Qtr. Compliance Audit FY2020

---

The Auditor's Office has completed an audit of the Justice of the Peace, Precinct 1 monthly reports for April through June 2020.

The objectives of the audit were to ensure compliance with relevant statutes regarding monthly reports.

Attached is the Internal Audit report for the Justice of the Peace, Precinct 1 office.

## **INTRODUCTION**

---

The Montgomery County Auditor's Office has examined a sample of the monthly reports of the Justice of the Peace, Precinct 1 office for the months of April 2020 through June 2020.

## **SCOPE**

---

The scope of the review included Q3 FY2020 supporting documentation necessary to verify compliance with certain required Local Government Codes.

## **OBJECTIVES**

---

The objectives of the examination were to verify compliance with submission of the monthly reports, mathematical accuracy of the reports, and to confirm funds collected were deposited with the County Treasurer in a timely manner.

## **METHODOLOGY**

---

To achieve the audit objectives, the Department of Internal Audit performed the following:

- Evaluate whether amounts reported on the monthly fee reports were submitted in compliance with LGC §114.001(a), (b) General Requirements Applicable to Reports and LGC §114.043 Periodic Report to County Auditor;
- Verify monthly fee reports are mathematically accurate and are therefore approved as submitted in compliance with LGC §115.002 Examination of Books and Reports;
- Verify funds collected were deposited with the County Treasurer in compliance with LGC §113.022 Time for Making Deposits

## **AUDIT RESULTS**


---

- All three monthly fee reports for the quarter were submitted in compliance with LGC §114.001(a), (b) and LGC §114.043
- Monthly fee reports reviewed were mathematically accurate and therefore approved as submitted in compliance with LGC §115.002
- Funds collected were deposited with the County Treasurer in compliance with LGC §113.022

## **CONCLUSION**

---

The report will be submitted to Commissioners Court July 27, 2021. If you have any questions regarding this report, please contact me at (936)-539-7820.



**OFFICE OF COUNTY AUDITOR  
INTERNAL AUDIT REPORT**

---

---

**JUSTICE OF THE PEACE, PRECINCT 1  
4<sup>th</sup> QTR COMPLIANCE AUDIT FY2020**

---

---

**JUSTICE OF THE PEACE, PRECINCT 1**  
Wayne Mack

**INTERNAL AUDIT STAFF**  
Rakesh Pandey, County Auditor, CPA  
Janet Browning, Internal Audit Manager, CIA, CFE  
Starla Terry, Internal Audit Supervisor  
Tracie Longoria, Internal Audit Assistant




**Montgomery County, Texas**  
**Office of the County Auditor**  
501 North Thompson, Suite 205, Conroe, Texas 77301  
P. O. Box 539, Conroe, Texas 77305

Rakesh Pandey, CPA  
County Auditor

Angela H. Blocker  
1<sup>st</sup> Assistant County Auditor

Date: July 14, 2021

To: Wayne Mack, Justice of the Peace, Precinct 1

From: Starla Terry, Internal Audit Supervisor 

Re: Justice of the Peace, Precinct 1 – 4<sup>th</sup> Qtr. Compliance Audit FY2020

---

The Auditor's Office has completed an audit of the Justice of the Peace, Precinct 1 monthly reports for July through September 2020.

The objectives of the audit were to ensure compliance with relevant statutes regarding monthly reports.

Attached is the Internal Audit report for the Justice of the Peace, Precinct 1 office.

## **INTRODUCTION**

---

The Montgomery County Auditor's Office has examined a sample of the monthly reports of the Justice of the Peace, Precinct 1 office for the months of July 2020 through September 2020.

## **SCOPE**

---

The scope of the review included Q4 FY2020 supporting documentation necessary to verify compliance with certain required Local Government Codes.

## **OBJECTIVES**

---

The objectives of the examination were to verify compliance with submission of the monthly reports, mathematical accuracy of the reports, and to confirm funds collected were deposited with the County Treasurer in a timely manner.

## **METHODOLOGY**

---

To achieve the audit objectives, the Department of Internal Audit performed the following:

- Evaluate whether amounts reported on the monthly fee reports were submitted in compliance with LGC §114.001(a), (b) General Requirements Applicable to Reports and LGC §114.043 Periodic Report to County Auditor;
- Verify monthly fee reports are mathematically accurate and are therefore approved as submitted in compliance with LGC §115.002 Examination of Books and Reports;
- Verify funds collected were deposited with the County Treasurer in compliance with LGC §113.022 Time for Making Deposits

## **AUDIT RESULTS**

---

- All three monthly fee reports for the quarter were submitted in compliance with LGC §114.001(a), (b) and LGC §114.043
- Monthly fee reports reviewed were mathematically accurate and therefore approved as submitted in compliance with LGC §115.002
- Funds collected were deposited with the County Treasurer in compliance with LGC §113.022

## **CONCLUSION**

---

The report will be submitted to Commissioners Court July 27, 2021. If you have any questions regarding this report, please contact me at (936)-539-7820.





**OFFICE OF COUNTY AUDITOR  
INTERNAL AUDIT REPORT**

---

**RISK MANAGEMENT  
CLOSEOUT AUDIT  
JUNE 2021**

---

**RISK MANAGEMENT**

Virginia Little -- Outgoing Director  
Michael Howard -- Incoming Director

**AUDIT STAFF**

Rakesh Pandey, County Auditor, CPA  
Janet Browning, Internal Audit Manager, CIA, CFE  
Starla Terry, Internal Audit Supervisor



**Montgomery County, Texas**  
**Office of the County Auditor**  
501 North Thompson, Suite 205, Conroe, Texas 77301  
P. O. Box 539, Conroe, Texas 77305

Rakesh Pandey, CPA  
County Auditor

Angela H. Blocker  
1<sup>st</sup> Assistant County Auditor

Date: July 20, 2021

To: Michael Howard, Director

From: Rakesh Pandey, County Auditor, CPA  
Janet Browning, Internal Audit Manager, CIA, CFE  
Starla Terry, Internal Audit Supervisor

Re: Risk Management, Closeout Audit, June 2021 – Virginia Little

---

With the change in management within the Risk Management Office, the Auditor's Office performed closeout procedures. Although you were not the office holder during the period subject to our procedures, we are addressing this Auditor's Report to you as the current office holder.

The Objective and Scope of the audit was to ensure that the exiting director has completed all aspects of the exit process.

Attached is the Internal Audit report for Risk Management, Closeout Audit, June 2021 – Virginia Little.

## **INTRODUCTION**

---

The Montgomery County Auditor's Office has performed a closeout audit for the Director position in the Office of Risk Management as of June 30, 2021.

## **OBJECTIVES AND SCOPE**

---

The objective of the audit was to ensure that all aspects of the exit process is completed

The scope of the audit was to obtain documentation verifying that arrangements were made to remove access to the buildings, computers, bank account signature cards, and procurement cards.

## **METHODOLOGY**

---

To achieve the audit objectives, Internal Audit reviewed and performed the following:

- Conducted an exit interview on June 29, 2021
- Verified the completion of the closeout checklist emailed to exiting department head

## **AUDIT RESULTS**

---

- An exit interview was conducted on June 29, 2021
- Building access and badges have been returned
- Access has been removed from County computer system
- Signature has been removed from any banking activity
- Procurement cards have been returned to Purchasing

## **AUDIT FINDINGS & RECOMMENDATIONS**

---

No findings.

## **ACKNOWLEDGEMENTS**

---


The County Auditor's Office would like to thank the Risk Management staff for their cooperation and assistance during this audit.



**Montgomery County, Texas**  
**Office of the County Auditor**  
501 North Thompson, Suite 205, Conroe, Texas 77301  
P. O. Box 539, Conroe, Texas 77305

Rakesh Pandey, CPA  
County Auditor


Angela H. Blocker  
1<sup>st</sup> Assistant County Auditor

Date: July 21, 2021  
To: Rakesh Pandey, CPA, County Auditor  
From: Janet Browning, CIA, CFE, Internal Audit Manager   
Re: Commissioners Court July 27, 2021 Meeting Submission for Consent Agenda

---

Consider and accept the following completed Audits:

- County Clerk Registry Funds, FY 2020
- Inherent Risk Assessment – Tax Assessor Collector FY21



**OFFICE OF COUNTY AUDITOR  
INTERNAL AUDIT REPORT**

---

**COUNTY CLERK REGISTRY FUNDS  
FISCAL YEAR 2020**


---

**COUNTY CLERK'S OFFICE**

Mark Turnbull, County Clerk  
Darin Bailey, Admin Manager II

**AUDIT STAFF**

Rakesh Pandey, County Auditor, CPA  
Janet Browning, Internal Audit Manager, CIA, CFE  
Johnia Henderson, Internal Audit Lead



**Montgomery County, Texas**  
**Office of the County Auditor**  
501 North Thompson, Suite 205, Conroe, Texas 77301  
P. O. Box 539, Conroe, Texas 77305

Rakesh Pandey, CPA  
County Auditor

Angela H. Blocker  
1<sup>st</sup> Assistant County Auditor

Date: June 28, 2021

To: Mark Turnbull, County Clerk  
Darin Bailey, Admin Manager II

From: Rakesh Pandey, County Auditor, CPA  
Janet Browning, Internal Audit Manager, CIA, CFE

Re: County Clerk Registry Funds – FY 2020

---

The Auditor's Office has completed the required audit of the Montgomery County Clerk's Registry Funds.

The Objective of the audit was to ensure the County Clerk's Office was compliant with certain statutory requirements of Local Government Codes, Property Codes, and the guidance and deadlines of the Texas State Comptroller's office, as well as internal procedures and overall management of the registry fund account.

The Scope of the Audit was from October 1, 2019 through September 30, 2020 (Fiscal Year 2020).

Attached is the Internal Audit report for County Clerk's Registry Funds for Fiscal Year End 2020.

## **INTRODUCTION**

---

The County Clerk's Office manages and maintains a Registry of the Court account which is used to deposit and disburse certain funds collected as directed by the County Courts. Over time, the funds collected can become unclaimed property (i.e., "funds") in which there is no contact between the holder and the owner of the funds.

On an annual basis, the County Clerk reviews, evaluates, and identifies case accounts with unclaimed funds. According to statute, unclaimed funds must be reported and disbursed to either the Texas State Comptroller or the County Treasurer's Office each year. Additionally, the County is permitted to retain a percentage of certain fees once the court orders disbursement of the funds collected.

## **OBJECTIVES AND SCOPE**

---

The Objective of the audit was to ensure the County Clerk's Office was compliant with certain statutory requirements of Local Government Codes, Property Codes, and the guidance and deadlines of the Texas State Comptroller's office, as well as internal procedures and overall management of the Registry of the Court fund account.

The Scope of the Audit was from October 1, 2019 through September 30, 2020 (Fiscal Year 2020).

## **METHODOLOGY**

---

To achieve the Audit Objectives, the following was performed by Internal Audit:

- Ensure bank reconciliations were completed monthly, were accurate to the bank statements, and reported to the County Auditor (LGC §114.043 – Periodic Report to County Auditor by Officer Who Has Custody of Money in County with Population of 190,000 or More);
- Determine if unclaimed funds were accurate, complete, reported, and escheated to the State Comptroller and/or County Treasurer (LGC §117.002 - Transfer of Unclaimed Funds to Comptroller; State Comptroller's "Reporting Guidelines" and "Reporting Deadlines"; Property Code §76.001 – Applicability; Property Code §76.101 – Property Report; Property Code §76.102 – Verification);
- Verify registry funds were deposited within three days (LGC §117.052 – Deposits of Registry Funds by County and District Clerks);
- Evaluate if county expenses paid from interest were in accordance to statute (LGC §117.054 – County Expenses Paid from Interest);
- Evaluate if county expenses paid from fee deductions were in accordance to statute (LGC §117.055 – County Expenses Paid from Fees);
- Determine if the County Clerk's Office accounted for and disbursed registry funds in accordance to statute (LGC §117.058 – Accounting For and Disbursing Registry Funds in Counties with Population of 190,000 or More).

## **AUDIT RESULTS**

---

- Bank reconciliations were completed monthly, were accurate to the bank statements, and reported to the County Auditor in accordance with LGC §114.043;
- Unclaimed funds were reviewed and determined not compliant with LGC §117.002, PC §76.001, §76.101, and §76.102
  - See Audit Findings & Recommendation: Unclaimed Funds - Findings 1, 2, and 3
- Registry funds were deposited within three days in compliance with LGC §117.052
- County expenses paid from interest were in compliance with LGC §117.054
- County expenses paid from fee deductions were not compliant with LGC §117.055
  - See Audit Findings & Recommendation: Fee Deductions - Finding 4
- The County Clerk's Office accounted for and disbursed registry funds by ensuring proper supporting documentation in compliance with LGC §117.058

## **AUDIT FINDINGS & RECOMMENDATIONS**

---

### **Unclaimed Funds**

**Finding 1:** Although the Texas Report of Unclaimed Property report was submitted to the County Treasurer, the report itself did not include the required verification sentence per Property Code §76.102 – Verification which states, “...the verification must include the following sentence: *This report contains a full and complete list of all property held by the undersigned that, from the knowledge and records of the undersigned, is abandoned under the laws of the State of Texas.*”

**Recommendation:** The County Clerk’s office should edit the Texas Report of Unclaimed Property report submitted to the County Treasurer to include the required verification sentence per Property Code §76.102 – Verification

### **Management Response:**

This change has already been applied to the form.

**Finding 2:** An incorrect case number was reported to the State Comptroller’s Office for Unclaimed Funds per LGC 117.002 - Transfer of Unclaimed Funds to Comptroller. Case #11-273809 was reported incorrectly to the State Comptroller’s Office as Unclaimed Funds. The correct case number is #11-273089.

**Recommendation:** The County Clerk’s office should contact the State Comptroller’s Office to correct the error as soon as possible and ensure accuracy and correctness of county records / case records accordingly.

### **Management Response:**

The correction has already been sent to and processed by the comptroller’s office.



**Finding 3:** There was one expunged case (#14-301864 for \$500) noted from the County Clerk's "Registry and Trust Accounts with Balances" report as being processed as unclaimed funds (i.e., funds sent to the State Comptroller's office). However, the case and amount was missing from the "Detailed Property Listing" report as being reported and paid to the State Comptroller's Office.

**Recommendation:** The County Clerk's office should process, report, and remit payment of the case to the Comptroller's Office as soon as possible (or at least by the next required Comptroller's Office reporting cycle). Additionally, the County Clerk's office should ensure a process of reconciliation for accuracy and completeness between the "Registry and Trust Accounts with Balances Report" and the "Detailed Property Listing" report submitted to the State Comptroller's Office.

**Management Response:**

There is no way to provide information on an "expunged" case. Per statute that case no longer exists. We submit the money to the comptroller's office with only the case number because that is all we have. All other identifying information has been removed from our records per the Court order.

- *Internal Audit worked with the County Clerk's office to identify the root cause of the errors as being a lack of reconciliation for accuracy and completeness. The County Clerk's office indicated they will work to create a reconciliation process to ensure accuracy and completeness moving forward. Additionally, Internal Audit has offered to assist the County Clerk's office in their efforts to enhance their processes and ensure compliance.*

**Fee Deductions**

**Finding 4:** The County Clerk's office did not retain the allowable fees from fund withdrawals. Per LGC 117.055, *"To compensate the county for the accounting and administrative expenses incurred in handling the registry funds that have not earned interest, including funds in a special or separate account, the clerk shall, at the time of withdrawal, deduct from the amount of the withdrawal a fee in an amount equal to five percent of the withdrawal but that may not exceed \$50...A fee collected under this section shall be deposited in the general fund of the county."*

Case #19-31429 had a withdrawal total of \$1,845 which allowed for the maximum fee of \$50 but no fee was retained. And Case #20-39195G should have had \$20 retained for fees from a withdrawal totaling \$400 (i.e., five percent) but no fee was retained.

**Recommendation:** The County Clerk's office should reconcile to ensure allowable fees are retained prior to processing withdrawals.

**Management Response:**

This was simply human error.


- *Internal Audit worked with the County Clerk's office to identify the root cause of the errors as being a lack of reconciliation for accuracy and completeness. The County Clerk's office indicated they will work to create a reconciliation process to ensure accuracy and*

*completeness moving forward. Additionally, Internal Audit has offered to assist the County Clerk's office in their efforts to enhance their processes and ensure compliance.*

## **ACKNOWLEDGEMENTS**

---

The County Auditor's Office would like to thank the County Clerk's staff for their cooperation and assistance during this audit.



## **OFFICE OF COUNTY AUDITOR INHERENT RISK ASSESSMENT REPORT**


---

**Tax Assessor - Collector  
June 25, 2021**

---

### **Audit Staff**

Rakesh Pandey, County Auditor, CPA  
Janet Browning, Internal Audit Manager, CIA, CFE  
Starla Terry, Internal Audit Supervisor  
Johnia Henderson, Internal Audit Lead



**Montgomery County, Texas**  
**Office of the County Auditor**  
501 North Thompson, Suite 205, Conroe, Texas 77301  
P. O. Box 539, Conroe, Texas 77305

**Rakesh Pandey**  
County Auditor

**Angela H. Blocker**  
1<sup>st</sup> Assistant County Auditor

Date: July 27, 2021

To: Commissioner's Court

From: Rakesh Pandey, County Auditor, CPA  
Janet Browning, Internal Audit Manager, CIA, CFE

Re: Inherent Risk Assessment Report – Tax Assessor - Collector

---

The Auditor's Office completed a Risk Assessment of the Tax Assessor - Collector department in June 2021. Risk Assessments identify the inherent risks associated with processes and procedures handled within the County offices/departments.

As part of the County Auditor's commitment to ensuring the development of a formal Risk Assessment Program across the County, the results of such efforts will also be included in the development of future annual audit plans. Assessing the risk helps management focus their efforts on identifying and mitigating the highest risk areas. Because management control is not a factor in determining the level of inherent risk, a high degree of inherent risk does not indicate poor management or the absence of controls.

This is the first risk assessment of the Tax Assessor – Collector Department.

## **INTRODUCTION TO THE RISK ASSESSMENT REPORT FORMAT**

### **What is Risk Assessment?**

Risk assessment is the systematic process of identifying and evaluating the potential risks that may occur in a business process.

### **How does the Risk Assessment process work?**

The risk assessment process includes three steps: data gathering; identification of business process, risk and controls; and inherent risk rating. In data gathering, Internal Audit ("Audit") collects information about the functional area under review to gain an understanding of its objectives, operations, processes and procedures. Audit identifies the business processes in place, the inherent risks for each business process, and the internal control implemented by management. In the last step, Audit rates the risks identified for the business processes by evaluating them based on risk factors and assigning risk ratings.

### **How are the risk ratings calculated?**

The risks associated with each business process is described and valued based on likelihood and impact. Likelihood is the probability the risk will occur, whereas impact is the severity of consequences resulting from a breakdown in the process and/or controls if the risk were to occur. When evaluating impact, risk factors include Operations (effectiveness and efficiency) and Compliance (laws and regulations).

In order to obtain a risk rating for the business processes, a numeric value is assigned for likelihood and impact. Risk likelihood was rated on a five-level scale from "1" for very low (remote) to "5" for very high and risk impact was rated on a five-level scale from "A" for insignificant to "E" for catastrophic. The values are plotted on the Risk Rating Matrix to determine the risk rating for the individual business processes.

### **How is this report used by the Auditor's Office?**

Audit uses the risk assessment to help develop the audit plan across all County departments. The audit plan will then be tailored to prioritize testing of higher risk areas to ensure proper oversight and review.

### **How can this report be used by County Management?**

This report is intended to help management focus their efforts on identifying and mitigating the highest risk areas. This includes the distribution of personnel, implementation of internal controls, and allocation of budget resources.

## **EXECUTIVE SUMMARY**

### **Purpose**

In fiscal year 2019, The Montgomery County Auditor's Office (MCAO) began transitioning to a risk-based method of internal auditing. Under this method, audit activity is directed toward the higher risk areas first. To determine which County offices/departments pose the greatest risk, Audit ranked key departments based on dollar volume. From this ranking, risk assessments will be performed and the results will be included in the development of future annual audit plans.

Risk assessments address the risks associated with the processes and activities handled by the County office/department under review. It requires Audit to gain an understanding of the business objectives, flow of operations, business processes, inherent risks, and the system of internal controls implemented by management. There are three types of risks typically identified and evaluated during a risk assessment:

- Inherent Risk – The risk to an organization in the absence of any actions management might take to alter either the risk's probability or impact (the risks intrinsic to the entity's objectives if no internal controls are implemented).
- Control Risk – The risk that management controls are not efficiently designed or effectively implemented, preventing the organization from meeting its objective and protecting its assets.
- Residual Risk – The risk that remains after management has responded to the risk by implementing controls.

For County offices/departments, Audit will only be rating the inherent risks during the initial risk assessment. From this, a formal audit plan will be developed which will address the higher risk areas first. It should be noted, a new county-wide ERP system is currently getting implemented in a phased approach, with phases 1 and 2 currently live. Phases 3 and 4 are estimated to go into operations in FY 2021 through 2022. Going forward, Audit will update and adjust the audit plan accordingly.

### **Scope**

This risk assessment covered the operations of the Tax Assessor – Collector department ("TAC") and was limited to the business processes and controls that were in place during the time the risk assessment was being performed.

This was the first risk assessment of TAC. As taken from the TAC website, their Mission Statement is, "Committed to providing the citizens of Montgomery County with excellent public service while maintaining the highest level of accountability."<sup>1</sup>

---

<sup>1</sup> <https://cms1files.revize.com/montgomerycountytx/TaxOffice/MCTO%20Customer%20Compact.pdf>

## Methodology

The risk assessment process was performed in three phases: data gathering; identification of business processes, risks and controls; and risk rating. The following provides a brief overview of each phase:

- Data Gathering – Information collected and analyzed about the County office/department under review in order to gain an understanding of its business objectives and operations.
- Identification of Business Processes, Risks and Controls – Determine what business processes are in place, the internal controls implemented by management to mitigate risks, and the inherent risks associated with the processes.
- Risk Rating – Evaluate the inherent risks and assign risk ratings to the business processes under review.

## High Risk Areas

Audit rated the risks inherent to the business processes handled by TAC on a four-level scale from low to extreme. To provide visibility into the business processes posing the greatest risk to TAC, an average risk rating was calculated for each business process. A summary of the average risk ratings for the business processes is presented in graph form on page 13 of this report. The top eight business processes, in terms of inherent risk, is noted below:

Business Process	Risk Rating
Calculation of Taxes - Truth in Taxation	Extreme
Cash Handling	Extreme
Duties: Tax Assessor-Collector	Extreme
Information Technology	Extreme
Inventory	Extreme
Post Appeal Administrative Procedures	Extreme
Reporting	Extreme
Satellite Management & Collections	Extreme

Overall, there is an extreme risk level of control failure present for the Tax Assessor – Collector Department.

Because management control is not a factor in determining the level of inherent risk, a high degree of inherent risk does not indicate poor management or the absence of controls. Assessing the risk level is a method to help management focus their efforts on identifying and mitigating the highest risk areas. A formal audit plan will be developed in the future and will address the risk levels from the initial Risk Assessment. The audit plan will include testing the higher risk areas noted within this report in order to gain assurance of efficient and effective mitigating controls.

## **DETAILED REPORT**

Audit performed a risk assessment of the inherent risks associated with the Montgomery County TAC's operations in the following three phases:

### **Data Gathering**

In order to perform an accurate and thorough risk assessment, the first step was becoming familiar with the nature of the department's business activities. To begin this process, Audit requested, reviewed, and/or analyzed the following documents from TAC:

1. 2018 Guide to Texas Laws for County Officials
2. Policies and Procedures for various business processes and office functions such as:
  - a. Cash Handling (e.g., receipting, voiding, reporting, and processing)
3. Satellite Office process walk-through
4. Information available through the MCTX.Org website for TAC
5. Official's Fee Report Fiscal Year End 2019
6. Comprehensive Annual Financial Report - FY 2019

In addition to the documents noted above Audit reviewed Texas statutes pertaining to TAC, and applicable Local Government Codes.

The opening conference included the Tax Assessor – Collector, Chief Deputy Operations, Quality Control Manager, Branch Manager, Research Manager, and the Internal Audit Risk Assessment team. Audit provided an initial meeting packet that included a high level explanation of the risk assessment process, the general reporting process, and a timeline of the risk assessment project from beginning to end.



## Identification of Business Process, Risks and Controls

### **Business Process**

A business process can be defined as a group of interrelated activities or tasks that are initiated to accomplish a specific organizational goal. In the context of a risk assessment, business processes include the basic activities used to support operations. Business processes were identified from statutes, local government codes, available policies and procedures, and discussions. Audit consulted auditing standards for internal and governmental auditors, as well as technical guidance for implementing risk assessments, as needed.

### **Risks and Controls**

Inherent risks are those risks that exist in the absence of any actions management might take to mitigate either the risk's probability or impact. In a collaborative exercise with TAC, the potential risks and mitigating controls of each business process were identified with a focus on "*what could go wrong in the absence of a control*" resulting in either the failure to meet objectives or in a loss of County funds. Although Audit reviewed controls for reasonableness, the controls were not audited or otherwise validated through audit procedures. Because management control is not a factor in determining the level of inherent risk, a high degree of inherent risk does not indicate poor management or the absence of controls.

TAC operations were divided and assessed in 2 phases: Motor Vehicles for Phase 1 and Property Tax & Other for Phase 2. At the completion of the assessments, Phase 1 and 2 were combined by Business Process. TAC has ten Business Processes: Calculation of Taxes, Calculation of Taxes – Truth in Taxation, Cash Handling, Collections – Delinquent Taxes, Duties - Tax Assessor Collector, Information Technology, Inventory, Post Appeal Administrative Procedures, Reporting, and Satellite Management & Collections.

The following provides the results of the collaborative exercise and assessment between audit and TAC to identify the inherent risks:

- **Calculation of Taxes:** TAC calculates local property tax in the county, including county tax on agricultural land, timberland, and railroad rolling stock. Property tax provides local government the largest source of money used to pay for schools, streets, roads, police, fire protection and other services <sup>2</sup>:

Property Tax & Other	Submission of Rolls to Taxing Units (A)	Low
Property Tax & Other	Submission of Rolls to Taxing Units (B) Submission of Rolls to Taxing Units (C) Additional Taxation (Special Purpose Property – Agricultural Land) (A) Additional Taxation (Special Purpose Property – Agricultural Land) (B) Change of Use of Land (Special Purpose Property - Agricultural Land) Change of Use of Land (Special Purpose Property - Timber Land)	Medium
Property Tax & Other	Imposition of Tax (Special Purpose Property - Railroad Rolling Stock - Truth in Taxation)	High
Property Tax & Other	Calculation of Tax Correction of Tax Roll (A) Correction of Tax Roll (B)	Extreme

- **Calculation of Taxes – Truth in Taxation:** “Truth-in-taxation is a concept embodied in the Texas Constitution that requires local taxing units to make taxpayers aware of tax rate proposals and to afford taxpayers the opportunity to limit tax increases.” <sup>3</sup> Truth-in-taxation requires most taxing units to calculate two rates after receiving a certified appraisal roll from the chief appraiser: the no-new-revenue tax rate and the voter-approval tax rate. In addition, TAC calculates and includes a de minimis rate and is required to calculate the unused increment rate which can be used to increase the voter-approval tax rate:

Property Tax & Other	Submission of Roll to Governing Body; No-New-Revenue and Voter-Approval Tax Rates (A)	Medium
Property Tax & Other	Posting of Tax-Related Information on County's Internet Website	High
Property Tax & Other	Submission of Roll to Governing Body; No-New-Revenue and Voter-Approval Tax Rates (B) Submission of Roll to Governing Body; No-New-Revenue and Voter-Approval Tax Rates (C) Submission of Roll to Governing Body; No-New-Revenue and Voter-Approval Tax Rates (D) Calculation of Tax	Extreme

<sup>2</sup> <https://comptroller.texas.gov/taxes/property-tax/basics.php>

<sup>3</sup> <https://comptroller.texas.gov/taxes/property-tax/truth-in-taxation/#ttc1>

- **Cash Handling:** TAC collects property taxes for 80 taxing jurisdictions (schools, cities and special districts) as well as beer, wine, and liquor licensing fees, and occupational taxes relating to vending machine permits. Acting as an Agent for the Texas Department of Motor Vehicles, all vehicle and trailer registration and titles are processed in the TAC main office for residents of the county:

Motor Vehicles	Tax Retained by County	Low
Motor Vehicles	Parks and Wild Life - Fee	Medium
Motor Vehicles	Various Collections (Transportation Code, Local Government Code, Parks & Wild Life, and Tax Code) Standard Presumptive Value Policy and Procedure (A) Policy and Procedure (B) Policy and Procedure (C) Daily Closeouts – Overages & Shortages Policy and Procedure – Best Practices (Physical Security & Access) Policy and Procedure (Depositing Daily from Branch; Motor Vehicle Cash Balancing) Tax Sent to Comptroller Policy and Procedure – Best Practices (Check Stock) Policy and Procedure – Cutting Motor Vehicle Overpayment Refund Checks	Extreme
Property Tax & Other	Various Policies and Procedures (Cutting Property Tax Refund Checks, Returned Checks, Balancing the Day) Policy and Procedure (Unclaimed Refunds) Policy and Procedure (Court Costs and Fees) Policy and Procedure (Refund Deadlines) Policy and Procedure – Three Year Write Off Policy and Procedure – Cash Balancing, Stale Dated Checks Policy and Procedure – (Void Receipt Function) Policy and Procedure – Cash Balancing Policy and Procedure – Funds by Mail	Extreme

- **Collections – Delinquent Taxes:** TAC is responsible for delinquency notification, deferred payment collection, and initiating action for seizure of property for unpaid tax bills:

Property Tax & Other	Installment Payment of Delinquent Taxes Right of Redemption (A)	Low
Property Tax & Other	Right of Redemption (B) Property Subject to Seizure Institution of Seizure Tax Warrant	Medium
Property Tax & Other	Tax Sale – Notice, Method, Disposition of Proceeds Delinquent Tax Roll and Delinquent Tax Attorney File Run Limitation on Collection of Taxes Notice of Delinquency	Extreme

- **Duties – Tax Assessor - Collector:** TAC's duties are to assess and collect taxes on property in the county for the county:

Property Tax & Other	Duties of Assessor and Collector (Assessment / Collection) Continuing Education	Extreme
----------------------	--	---------

- **Information Technology:** TAC receives electronic information and data from external sources used, in part, to support accuracy of tax calculations prepared and managed by TAC.

Property Tax & Other	Policy and Procedure (External Data / Sources) Policy and Procedure (Unauthorized Access)	Extreme
----------------------	--	---------

- **Inventory:** TAC orders, receives, and manages plates, placards, stickers, paper, and supplies for processing various Motor Vehicle transactions.

Motor Vehicles	Batch Inventory Action Report (BIAR) / Inventory Ordering Procedures Policy and Procedures – Inventory Ordering (Receiving) Policy and Procedures – Inventory Ordering (Write-Offs / Adjustments)	Extreme
----------------	---	---------

- **Post Appeal – Administrative Procedures:** The chief appraiser provides TAC with a corrected and certified appraisal roll and other appropriate records as necessary reflecting the final determination of appeals. TAC is responsible for correcting the tax roll and other appropriate records for which they are responsible.

Property Tax & Other	Correction of Rolls	Extreme
----------------------	---------------------	---------

- **Reporting:** The county tax assessor – collector is responsible for the collection and reporting of taxes on property within the county:

Motor Vehicles	Tax Receipts	High
Motor Vehicles	Monthly Reports, General Requirements Applicable to Reports & Statement of Fees, Commissions, and Other Money Received by Officer Fees Collected (Late Fees, Penalties, etc.) Issuance of Title & Application for Title Required Statements	Extreme

- **Satellite Management & Collections:** In addition to the main TAC office, there are approximately 26 satellite office locations throughout Montgomery County available to process Motor Vehicle registration renewals. Satellite locations have policies and procedures for processing and managing funds collected:

Motor Vehicles	Policy and Procedure – Satellite (User Access Controls)	Medium
Motor Vehicles	Policy and Procedure – Satellite (On-site Management Oversight) Policy and Procedure – Satellite (Segregation of Duties) Policy and Procedure – Satellite (Collections) Policy and Procedure – Satellite (Collusion) Policy and Procedure – Satellite (Void Receipt Function) Policy and Procedure – Satellite (Overages / Shortages) Policy and Procedure – Satellite (Safeguarding / Physical Security of Funds) Policy and Procedure – Satellite (Access Termination) Policy and Procedure – Satellite (Inventory Physical Access) Policy and Procedure – Satellite (Collections Remitted Timely) Policy and Procedure – Satellite (Inventory Loss) Policy and Procedure – Satellite (Collections Reports) Contract – Dealers with Inventory (Inventory) Contract – Dealers with Inventory (Funds)	Extreme

The Tax Assessor – Collector, management, and staff were very engaging and dedicated to improving all aspects of their processes.

## Inherent Risk Rating

With the cooperation of the TAC, Audit evaluated the associated risks for each business process by rating the risks based on likelihood and impact. Likelihood is the probability the risk will occur, whereas impact is the severity of consequences resulting from a breakdown in the process and/or controls if the risk were to occur. When evaluating impact, risk factors included the Operations (effectiveness and efficiency) and Compliance (laws and regulations).

Risk likelihood was rated on a five-level scale from very low (remote) to very high and risk impact was rated on a five-level scale from insignificant to catastrophic. The resulting scores were then used to determine the inherent risk ratings for each business process using our Risk Rating Matrix below:

**Risk Rating Matrix**

<b>Risk Impact</b>	<b>Catastrophic (E)</b>	Medium risk	High risk	Extreme risk	Extreme risk	Extreme risk
	<b>Major (D)</b>	Medium risk	Medium risk	High risk	Extreme risk	Extreme risk
	<b>Significant (C)</b>	Low risk	Medium risk	Medium risk	High risk	Extreme risk
	<b>Minor (B)</b>	Low risk	Low risk	Medium risk	Medium risk	High risk
	<b>Insignificant (A)</b>	Low risk	Low risk	Low risk	Low risk	Medium risk
		<b>Very Low (1)</b>	<b>Low (2)</b>	<b>Moderate (3)</b>	<b>High (4)</b>	<b>Very High (5)</b>
		<b>Risk Likelihood</b>				

Inherent Risk is the sum of Likelihood and Impact and represents the risk that an activity would pose if no controls were in place. Using Audit's Risk Rating Matrix, the inherent risk for each business process was rated on a four-level scale as follows:

<b>Inherent Risk Rating</b>	<b>Description</b>
Low	The risk of loss is remote, or if a loss were to occur it would have no impact on the department and/or County
Medium	There is an average risk of loss. If a loss were to occur it would likely have a moderate impact on the department and/or County
High	The activity could potentially result in a significant loss to the department and/or County. However, the resulting loss, while significant, would not threaten the County in the long term.
Extreme	The activity could lead to significant and harmful loss to the department and/or County

#### **Combined Summary of Results: Property Tax & Other and Motor Vehicles**

To provide visibility into the business processes which pose the greatest risk to the Tax Assessor Collector Department, the following graph depicts the results:

<b>Inherent Risk of Control Failure</b>				
<b>Business Process</b>	<b>Low</b>	<b>Medium</b>	<b>High</b>	<b>Extreme</b>
Calculation of Taxes				
Calculation of Taxes - Truth in Taxation				
Cash Handling				
Collections – Delinquent Taxes				
Duties: Tax Assessor-Collector				
Information Technology				
Inventory				
Post Appeal Administrative Procedures				
Reporting				
Satellite Management & Collections				

<b>Tax Assessor Collector Inherent Risk Average:</b>	<b>High</b>
--	-------------

Overall, there is an extreme risk level of control failure present for the Tax Assessor – Collector Department.

Because management control is not a factor in determining the level of inherent risk, a high degree of inherent risk does not indicate poor management or the absence of controls. Assessing the risk level is a method to help management focus their efforts on identifying and mitigating the highest risk areas. A formal audit plan will be developed in the future and will address the risk levels from the initial Risk Assessment. The audit plan will include testing the higher risk areas noted within this report in order to gain assurance of efficient and effective mitigating controls.