

# **MONTGOMERY COUNTY, TEXAS**

## **Monthly Report to Commissioners Court and District Judges**



**For the 12 Months Ended  
September 30, 2020**

This page left blank intentionally.

**MONTGOMERY COUNTY, TEXAS**

**MONTHLY REPORT TO COMMISSIONERS COURT AND  
DISTRICT JUDGES**

**Prepared by**

**THE MONTGOMERY COUNTY AUDITOR'S OFFICE**  
**Rakesh Pandey, CPA**  
**County Auditor**

Information is presented based on ledger balances and entries posted by October 19, 2020 for the month ended September 30, 2020.  
This is unaudited information.

This page left blank intentionally.



**MONTGOMERY COUNTY, TEXAS**  
**Monthly Report to Commissioners Court and District Judges**  
**As of September 30, 2020**

**TABLE OF CONTENTS**

---

	<b>Page</b>
County Auditor's Letter of Transmittal	1
Report of Cash Balances	2
Summary of Changes in Fund Balance, All Funds	3
Schedule of Expenditures - All Departments - Budget and Year-to-Date Actual	4-7
Schedule of Bond Indebtedness	8
Other Information of Interest	9

This page left blank intentionally.



**Montgomery County, Texas**  
**Office of the County Auditor**  
501 North Thompson, Suite 205, Conroe, Texas 77301  
P. O. Box 539, Conroe, Texas 77305

Rakesh Pandey, CPA  
County Auditor

Angela H. Blocker  
1<sup>st</sup> Assistant County Auditor

October 27, 2020

The Board of District Judges  
The Commissioners' Court  
Montgomery County, Texas

Honorable Judges and Commissioners:

The required Monthly Report of Montgomery County, Texas is submitted herewith for the period from September 1, 2020 through September 30, 2020. This report was prepared by the County Auditor in compliance with Chapter 114 Section 025 of the Local Government Code.

This Monthly Report presents several segments: **Report of Cash Balances, Summary of Changes in Fund Balance, Schedule of Expenditures, Schedule of Indebtedness, and Other Information.** Included in the Report of Cash Balance are a listing of account balances held by the County. The Summary of Changes in Fund Balance report the aggregate fund balance in each County fund. The Budget Status section is comprised of a Schedule of Expenditures for all departments showing the adjusted budget, the current month's actual activity, the activity for the year to date, current encumbrances and the remainder in the budget. The Schedule of Indebtedness includes a list of County's outstanding bonded debt and capital leases.

This report is designed to provide a general overview of Montgomery County's finances for the District Judges and Commissioners' Court as prescribed in Chapter 114 Section 025 of the Local Government Code. However, the reader should note that the report does not include those disclosures associated with, and usually made a part of, audited financial statements. Questions concerning any of the information provided in this report or requests for additional financial information should be addressed to the Montgomery County Auditor, P.O. Box 539, Conroe, Texas 77305-0539.

Respectfully submitted,

Rakesh Pandey  
Montgomery County Auditor

RP/kgd

**MONTGOMERY COUNTY, TEXAS**  
**Report of Cash & Investment Balances - County's Depository**  
**For the 12 Months Ended September 30, 2020**

	Balance
Cash - County	286,885,715
Cash - Montgomery County Toll Road Authority	35,618,130
<b>Total Cash Balance</b>	<b>\$ 322,503,845</b>

	Balance
Investments - County	149,265,420
Investments - Montgomery County Toll Road Authority	21,685,321
<b>Total Investments</b>	<b>\$ 170,950,741</b>

**MONTGOMERY COUNTY, TEXAS**  
**Summary of Changes in Fund Balance - All Funds**  
**For the 12 Months Ended September 30, 2020**

Fund	Fund Description	Fund Balance, 9/1/2020	Revenues/Other Financing Sources	Expenditures/Other Financing Uses	Fund Balance, 9/30/2020
	ENTITY 1				
100	General Fund	\$ 158,542,056	\$ 8,571,905	\$ 18,827,800	\$ 148,286,161
200	Road & Bridge	21,157,483	866,924	3,713,385	18,311,022
201	Worthless Check	(12,781)	-	2,537	(15,318)
202	Forfeitures	2,224,737	-	22,393	2,202,344
203	Jail Commissary	1,353,256	-	13,649	1,339,607
204	Law Library	478,583	62,267	18,582	522,268
205	Pre-Trial Diversion	52,270	2,700	3,313	51,657
206	County Clerk Records Mgt and Pres	5,240,943	165,905	524,732	4,882,116
207	County Records Management	(40,957)	12,757	53,158	(81,358)
208	District Clerk Records Mgt & Pres	164,084	10,014	34,339	139,759
209	Distict Clerk Records Preservation	137,430	14,785	-	152,215
210	County & District Courts Digital Pres	435,340	12,745	-	448,085
211	County & District Court Technology	32,973	1,919	1,683	33,209
212	Court Guardianship	137,842	6,080	4,222	139,700
213	Court Reporter Service	357,707	19,402	13,918	363,191
214	Courthouse Security County/Dist	99,620	43,583	25,256	117,947
215	Courthouse Security JP	213,311	11,867	-	225,178
216	Justice Court Technology	716,769	9,971	4,608	722,132
217	Juvenile Case Manager	(60,914)	1,762	24,404	(83,556)
218	CC Vital Records Preservation	39,889	4,056	-	43,945
219	Contract Election Service	60,928	-	26,069	34,859
220	Grants	96,175,852	1,902,212	6,621,072	91,456,992
221	HAVA	220,421	510,613	49,501	681,533
300	Debt Service	14,470,557	38,134	-	14,508,691
400	Local Capital Projects	26,357,769	-	572,384	25,785,385
401	C/P Revenue Toll Bonds 10	5,431,331	1,989	-	5,433,320
402	C/P Certificates of Obligation 2012	733,673	-	-	733,673
403	C/P Pass Thru Toll Projects	10,675,268	-	-	10,675,268
404	C/P Road Bonds 2016	4,938,512	4	72,853	4,865,663
405	C/P Road Bonds 2016A	10,305,967	20	48,298	10,257,689
406	C/P Road Bonds 2018	20,840,576	6,583	1,280,244	19,566,915
407	C/P Road Bonds 2018B	68,090,000	19,448	1,153,676	66,955,772
408	C/P Sheriff Projects	1,400	880	151,421	(149,141)
500	Self Insurance	6,348,026	2,867,231	3,700,463	5,514,794
501	Workers Compensation	4,392,977	118,221	5,383	4,505,815
502	Property/Casualty	950,371	9,414	126,933	832,852
	ENTITY 2				
100	General Fund	12,332,937	1,320	735	12,333,522
101	249 Operations	21,540,116	694,975	3,535,017	18,700,074
300	Debt Service	10,098,482	-	2,192,000	7,906,482
	Total - All Funds	<u>\$ 505,234,804</u>	<u>\$ 15,989,686</u>	<u>\$ 42,824,028</u>	<u>\$ 478,400,462</u>

**MONTGOMERY COUNTY, TEXAS**  
**Schedule of Expenditures - All Departments**  
**Budget and Year-to-Date Actual for the 12 Months Ended September 30, 2020**

Page 1 of 4

	Adjusted Budget	Current Month Actual	Year- to-Date Actual	Encumbrances	Unexpended Budget
2000 County Judge	105,634,542	1,074,259	10,612,494	671,790	94,350,258
2100 Human Resources	629,802	57,921	609,485	6	20,311
2101 Civil Service	4,500	-	1,156	250	3,094
2200 Risk Management	948,601	68,041	1,932,314	4,018	(987,731)
2300 County Clerk	7,841,951	713,733	3,611,271	3,668,216	562,464
2302 Court Collections	481,908	32,651	388,999	2,866	90,043
2400 Veterans Service	326,248	26,862	297,154	16	29,078
250* Elections Administrator	2,115,116	236,250	2,895,155	104,629	(884,668)
2600 Information Technology	14,620,153	1,647,259	13,390,855	2,843,709	(1,614,411)
2700 District Clerk	3,826,656	314,452	3,551,313	21,861	253,482
280* County Attorney	19,264,144	2,927,843	19,088,070	1,003,088	(827,014)
3000 Building Custodial Services	3,411,714	302,034	3,120,379	62,226	229,109
3100 Building Maintenance	7,265,432	869,690	6,756,893	119,133	389,406
3200 Other	4,091,195	277,354	3,406,788	-	684,407
3210 Non-Departmental	12,604,435	(21,598)	10,045,174	4,426	2,554,835
3211 Contingency	536,778	-	-	-	536,778
3220 Alternate Dispute Resolution	173,258	43,870	157,258	-	16,000
3230 Department of Public Safety	122,689	9,569	119,274	449	2,966
3240 Historical Commission	65,000	19,746	66,000	-	(1,000)
3241 Historical Commission Donations	14,954	-	-	-	14,954
3250 Child Welfare	114,056	4,440	37,972	1,191	74,893
3260 Law Library	296,491	18,582	274,286	25,725	(3,520)
3300 Purchasing Agent	1,179,272	90,785	1,123,257	7,009	49,006
3400 County Auditor	2,191,991	180,574	2,046,980	3,949	141,062
3500 Budget Office	333,895	25,470	313,722	774	19,399
3600 County Treasurer	735,728	59,929	715,778	897	19,053
370* Tax Assessor/Collector	4,819,443	350,294	4,374,677	16,308	428,458
4000 Environmental Health	2,143,756	162,996	1,970,037	3,827	169,892
4001 Permits	518,928	41,490	486,488	3,197	29,243
4100 Animal Services	5,570,023	678,042	4,759,033	121,205	689,785
4200 Forensic Services	2,233,186	176,821	2,008,894	34,621	189,671
4300 MCCD County	13,549,739	394,247	5,406,991	40,281	8,102,467
4400 Convention Center	1,178,947	91,126	1,015,800	7,035	156,112
4401 Fairgrounds/EXPO Center	44,429	-	-	-	44,429
4500 Memorial Library	10,371,380	896,844	9,337,498	366,424	667,458
4600 Extension Agents	770,607	57,812	691,700	-	78,907
4700 Parks	2,130,414	177,512	1,667,467	4,014	458,933
4800 Community Centers	537,270	32,984	459,273	300	77,697
4900 Recycle Centers	1,368,125	111,721	1,253,760	54,951	59,414
5000 Airport	9,401,785	136,294	1,048,291	41,970	8,311,524

\* Information presented includes CARES Act funding and subject to change.

**MONTGOMERY COUNTY, TEXAS**  
**Schedule of Expenditures - All Departments**  
**Budget and Year-to-Date Actual for the 11 Months Ended September 30, 2020**

Page 2 of 4

	Adjusted Budget	Current Month Actual	Year- to-Date Actual	Encumbrances	Unexpended Budget
5100 District Attorney	13,571,072	1,006,465	12,525,149	20,792	1,025,131
5200 Office of Homeland Security	24,548,835	1,314,940	6,476,989	2,900,262	15,171,584
530* Fire Marshal	2,051,065	212,933	2,059,448	19,353	(27,736)
540* Juvenile Probation	12,778,364	842,322	8,328,000	19,958	4,430,406
550* Adult Probation	5,091,532	302,974	4,162,500	-	929,032
5600 Commissions	224,570	7,679	33,660	236	190,674
5601 Forfeitures	-	-	19,605	-	(19,605)
5602 Lease	-	-	5,450	-	(5,450)
6* Sheriff	104,240,371	7,089,150	92,171,069	2,100,138	9,969,164
7100 Constable Precinct 1	5,497,065	435,955	5,207,335	61,010	228,720
7200 Constable Precinct 2	2,296,308	165,234	2,102,694	89,903	103,711
7300 Constable Precinct 3	6,532,621	504,824	6,363,933	39,425	129,263
7400 Constable Precinct 4	4,822,190	379,960	4,559,298	32,522	230,370
7500 Constable Precinct 5	5,058,891	374,310	4,550,730	83,785	424,376
8100 Court Operations	932,034	39,409	398,755	315	532,964
8101 Indigent Defense - Criminal	5,866,000	471,648	5,270,050	16,667	579,283
8102 Indigent Defense - Civil	1,196,000	77,182	1,174,750	-	21,250
8103 Office of Court Administration	880,980	94,267	833,180	3,074	44,726
8105 Court Guardianship	30,000	4,222	36,248	-	(6,248)
8106 Court Reporter	183,855	13,744	80,849	6,673	96,333
8107 Court Technology County/District	19,051	1,683	13,132	76	5,843
8210 County Court at Law 1	532,537	42,554	512,030	395	20,112
8220 County Court at Law 2	928,893	68,136	893,453	398	35,042
8230 County Court at Law 3	843,893	64,402	810,049	236	33,608
8240 County Court at Law 4	541,102	40,626	518,196	1,124	21,782
8250 County Court at Law 5	521,357	40,059	497,868	3,564	19,925
8310 9th District Court	356,912	25,860	335,270	4,279	17,363
8320 221st District Court	356,092	27,383	340,911	362	14,819
8330 284th District Court	752,041	45,103	689,630	-	62,411
8340 359th District Court	782,064	46,636	535,088	561	246,415
8350 410th District Court	499,478	50,748	495,781	957	2,740
8360 418th District Court	663,986	49,808	626,152	6,576	31,258
8370 435th District Court	374,848	28,600	325,287	84	49,477
8380 457th District Court	97,881	50,120	74,018	9,280	14,583
8401 Drug Court	685,684	43,748	498,965	8,861	177,858
8402 DWI Drug Court	328,835	31,023	269,140	8,679	51,016

**MONTGOMERY COUNTY, TEXAS**

**Schedule of Expenditures - All Departments**

**Budget and Year-to-Date Actual for the 12 Months Ended September 30, 2020**

Page 3 of 4

	Adjusted Budget	Current Month Actual	Year- to-Date Actual	Encumbrances	Unexpended Budget
8403 Mental Health Court Service	360,141	21,717	331,828	49	28,264
8510 Justice of the Peace Precinct 1	1,010,630	68,690	927,872	312	82,446
8520 Justice of the Peace Precinct 2	711,184	55,104	641,397	10,310	59,477
8530 Justice of the Peace Precinct 3	1,337,134	109,964	1,262,661	32	74,441
8540 Justice of the Peace Precinct 4	1,098,888	74,383	969,707	14,137	115,044
8550 Justice of the Peace Precinct 5	632,989	46,886	599,126	2,561	31,302
8590 JP Justice Court Security	4,016	-	23,095	-	(19,079)
8591 JP Justice Court Technology	63,306	4,608	55,707	1,820	5,779
8592 JP Juvenile Case Manager	377,192	24,404	301,997	-	75,195
9000 Restricted	2,010,748	-	4,500	2,000	2,004,248
9100 Commissioner Precinct 1	10,447,151	862,394	7,747,059	426,364	2,273,728
9200 Commissioner Precinct 2	17,820,712	638,199	7,705,004	1,104,936	9,010,772
9300 Commissioner Precinct 3	12,879,878	492,650	6,064,811	1,543,305	5,271,762
9400 Commissioner Precinct 4	15,730,847	1,152,947	8,411,797	220,219	7,098,831
9500 County Engineer	2,407,112	146,442	1,704,254	1,981	700,877
1100 General Fund	3,965,958	(716)	8,511,408	86	(4,545,536)
1200 Road & Bridge	1,788,459	-	-	-	1,788,459
1206 County Clerk Records Management	-	5,165	18,611	1,873	(20,484)
1213 Court Reporter Service	-	174	174	-	
1216 Justice Court Technology	49,000	-	20,000	-	29,000
1220 Grants	-	-	626,612	-	(626,612)
1400 Local Capital Projects	24,937,025	572,384	12,935,586	3,518,008	8,483,431
1402 C/P Certificates of Obligation 2012	782,459	-	580,605	-	201,854
1408 Sheriff Capital Projects	-	151,421	377,421	-	(377,421)
1903 Capital Road Projects	95,871,398	2,982,468	37,895,815	26,080,159	31,895,424
3290 Debt Service	36,955,247	-	36,945,029	-	10,218
<b><u>TOTAL EXPENDITURES - GOVERNMENTAL FUNDS</u></b>	<b><u>678,796,422</u></b>	<b><u>33,690,890</u></b>	<b><u>417,498,674</u></b>	<b><u>47,608,058</u></b>	<b><u>213,689,864</u></b>



**MONTGOMERY COUNTY, TEXAS**  
**Schedule of Expenditures - All Departments**  
**Budget and Year-to-Date Actual for the 12 Months Ended September 30, 2020**

Page 4 of 4

	Adjusted Budget	Current Month Actual	Year- to-Date Actual	Encumbrances	Unexpended Budget
<b><u>INTERNAL SERVICE FUNDS</u></b>					
2201 Self Insurance	-	3,700,463	41,772,736	-	(41,772,736)
2202 Property/Casualty	-	126,933	2,479,899	-	(2,479,899)
2203 Workers Compensation	-	5,383	1,297,160	-	(1,297,160)
<b>TOTAL GENERAL ADM</b>	<u>-</u>	<u>3,832,779</u>	<u>45,549,795</u>	<u>-</u>	<u>(45,549,795)</u>
<b><u>TOTAL INTERNAL SERVICE FUNDS</u></b>	<u>-</u>	<u>3,832,779</u>	<u>45,549,795</u>	<u>-</u>	<u>(45,549,795)</u>
<b><u>ENTERPRISE FUNDS</u></b>					
Montgomery County Toll Road Authority	40,244,476	5,727,752	9,865,116	337,793	30,041,567
<b>TOTAL ENTERPRISE FUNDS</b>	<u>40,244,476</u>	<u>5,727,752</u>	<u>9,865,116</u>	<u>337,793</u>	<u>30,041,567</u>

**MONTGOMERY COUNTY, TEXAS**

**Schedule of Indebtedness**

**As of September 30, 2020**

	<u>Interest Rate (%)</u>	<u>Issue Date</u>	<u>Maturity Date</u>	<u>Balances Outstanding</u>
<b>GENERAL OBLIGATION BONDS:</b>				
Refunding Bonds, Series 2012	2.00-5.00	2012	2026	18,830,000
Refunding Bonds, Series 2014A	5.00	2014	2025	57,865,000
Refunding Bonds, Series 2016	4.25-5.25	2016	2032	58,925,000
Road Bonds, Series 2016	4.25-5.25	2016	2041	52,405,000
Refunding Bonds, Series 2016A	3.00-5.00	2016	2030	45,405,000
Road Bonds, Series 2016A	4.00-5.00	2016	2042	71,475,000
Road Bonds, Series 2018	4.00-5.00	2018	2043	43,395,000
Road Bonds, Series 2018B	3.50-5.00	2018	2040	88,510,000
Refunding Bonds, Series 2018	4.00	2018	2030	26,965,000
<b>TOTAL GENERAL OBLIGATION BONDS PAYABLE</b>				<b>463,775,000</b>
<b>CERTIFICATES OF OBLIGATION:</b>				
Series 2010	3.00-5.40	2010	2039	23,395,000
Series 2012	2.00-4.00	2012	2032	10,965,000
Series 2012A	2.00-5.00	2012	2023	11,245,000
<b>TOTAL CERTIFICATES OF OBLIGATION</b>				<b>45,605,000</b>
<b>TOTAL BONDED DEBT</b>				<b>509,380,000</b>
<b>OTHER INDEBTEDNESS:</b>				
<b>CAPITAL LEASES</b>				<b>12,613,934</b>
<b>MONTGOMERY COUNTY TOLL ROAD AUTHORITY:</b>				
Senior Lien Toll Revenue Bonds, Series 2018	5.00	2018	2048	87,680,000
				87,680,000
<b>TOTAL DEBT FOR MONTGOMERY COUNTY TOLL ROAD AUTHORITY</b>				<b>87,680,000</b>
<b>TOTAL INDEBTEDNESS</b>				<b>\$ 609,673,934</b>

**MONTGOMERY COUNTY, TEXAS**  
**Other Information of Interest**  
**As of September 30, 2020**

**APPENDIX**

<b>COUNTY AUDITOR STAFFING CHANGES</b>	<b>A</b>
<b>ENTERPRISE RESOURCE PLANNING SOFTWARE - STATUS UPDATE</b>	<b>B</b>
<b>REPORTS COMPLYING WITH LOCAL GOVERNMENT CODE 114.023</b>	<b>C</b>
<b>REPORTS COMPLYING WITH LOCAL GOVERNMENT CODE 114.024</b>	<b>D</b>
<b>MCTRA QUARTERLY UNAUDITED FINANCIAL REPORT</b>	<b>E</b>
<b>COMPLETED AUDITS</b>	<b>F</b>
<b>OTHER - FUND BALANCE POLICY</b>	<b>G</b>

THERE ARE NO STAFFING CHANGES FOR THIS MONTH.

# **MONTGOMERY COUNTY, TEXAS**

## **Monthly Unaudited Financial Report**



**For the 11 Months Ended  
August 31, 2020**

This page left blank intentionally.

**MONTGOMERY COUNTY, TEXAS**

**MONTHLY UNAUDITED FINANCIAL REPORT**

**Prepared by**

**THE MONTGOMERY COUNTY AUDITOR'S OFFICE**  
**Rakesh Pandey, CPA**  
**County Auditor**

\*Information is presented based on ledger balances and entries posted through September 14, 2020 for the month ended August 31, 2020. This is unaudited information.\*

This page left blank intentionally.



**MONTGOMERY COUNTY, TEXAS**  
**Unaudited Monthly Financial Report**  
**As of August 31, 2020**

**TABLE OF CONTENTS**

---

	<b>Page</b>
County Auditor's Letter of Transmittal	i

**FINANCIAL STATEMENTS**

Consolidated Balance Sheet, Governmental Funds and Montgomery County Toll Road Authority Enterprise Fund	2
Changes in Fund Balance, Governmental Funds and Montgomery County Toll Road Authority Enterprise Fund	3
Statement of Net Position - Internal Service Funds	4
Statement of Changes in Net Position - Internal Service Funds	5

**BUDGET STATUS**

Schedule of Expenditures - All Departments - Budget and Year-to-Date Actual	8-11
---	------

**SCHEDULES**

Schedule of Revenues and Expenses - Montgomery County Toll Road Authority	13
Transfers In and Out - By Fund	14
Schedule of Bond Indebtedness	15
Schedule of Bond Indebtedness - Montgomery County Toll Road Authority	16
Reconciliation of Cash and Investment Balances	17

This page left blank intentionally.



**Montgomery County, Texas**  
**Office of the County Auditor**  
501 North Thompson, Suite 205, Conroe, Texas 77301  
P. O. Box 539, Conroe, Texas 77305

Rakesh Pandey, CPA  
County Auditor

Angela H. Blocker  
1<sup>st</sup> Assistant County Auditor

September 22, 2020

The Commissioners' Court  
Montgomery County, Texas

Honorable Commissioners:

The unaudited and unadjusted Monthly Financial Report of Montgomery County, Texas and the Montgomery County Toll Road Authority is submitted herewith for the period from August 1, 2020 through August 31, 2020. This report was prepared by the County Auditor in compliance with Chapter 114 Section 023 of the Local Government Code.

The Monthly Financial Report is presented in three sections: **Financial Statements**, **Budget Status**, and **Schedules**. Included in the Financial Statements are a Consolidated Balance Sheet and a Statement of Changes in Fund Balance. These statements report on all funds of the County. The Budget Status section is comprised of a Schedule of Expenditures for all departments showing the adjusted budget, the current month's actual activity, the activity for the year to date, current encumbrances and the remainder in the budget. The Schedules section includes a Schedule of Bonded Debt and a Schedule of Transfers to and from each fund.

This report is designed to provide a general overview of Montgomery County's finances for all those with an interest in the County's finances at a specific point during the fiscal year. However, the reader should note that the report does not include those disclosures associated with, and usually made a part of, audited financial statements. Questions concerning any of the information provided in this report or requests for additional financial information should be addressed to the Montgomery County Auditor, P.O. Box 539, Conroe, Texas 77305-0539.

Respectfully submitted,

Rakesh Pandey  
Montgomery County Auditor

RP/mo

This page left blank intentionally.

# **FINANCIAL STATEMENTS**

(unaudited)

**MONTGOMERY COUNTY, TEXAS**  
**Consolidated Balance Sheet**  
**Governmental Funds and Montgomery County Toll Road Authority Enterprise Fund**  
**For the 11 Months Ended August 31, 2020**

	Total Governmental Funds	Montgomery County Toll Road Authority	Total
<b>Assets:</b>			
Cash	\$ 255,938,600	\$ 35,234,482	\$ 291,173,082
Investments, at Fair Value	189,478,885	23,116,614	212,595,499
Receivables:			
Taxes (net)	6,906,833	-	6,906,833
Accounts (net)	110,629	-	110,629
Due From Other Funds	252,664,702	312,026,549	564,691,251
Due From Other Entities	39,170,225	-	39,170,225
Prepaid Items	942,951	-	942,951
Capital Assets, net of accumulated depreciation	-	112,140,722	112,140,722
<b><u>Total Assets</u></b>	<b><u>745,212,825</u></b>	<b><u>482,518,367</u></b>	<b><u>1,227,731,192</u></b>
<b><u>LIABILITIES AND FUND BALANCES:</u></b>			
Current Liabilities:			
Accounts Payable	9,879,307	-	9,879,307
Other Payables	5,329,107	182,667	5,511,774
Due to Other Funds	266,225,978	43,376,732	309,602,710
Due to Other Governments	8,300	-	8,300
Unearned Revenue	11,980,958	-	11,980,958
Revenue Bonds Payable	-	87,680,000	87,680,000
Unamortized Premium on Bonds	-	7,510,104	7,510,104
Total liabilities	<u>293,423,650</u>	<u>138,749,503</u>	<u>432,173,153</u>
Fund Balances:			
Net investment in capital assets	-	112,140,722	112,140,722
Reserved	293,298,272	-	293,298,272
Unreserved	158,490,903	231,628,142	390,119,045
Total Fund Balances	<u>451,789,175</u>	<u>343,768,864</u>	<u>795,558,039</u>
<b><u>TOTAL LIABILITIES AND FUND BALANCES</u></b>	<b><u>\$ 745,212,825</u></b>	<b><u>\$ 482,518,367</u></b>	<b><u>\$ 1,227,731,192</u></b>

**MONTGOMERY COUNTY, TEXAS**  
**Statement of Changes in Fund Balance**  
**Governmental Funds and Montgomery County Toll Road Authority Enterprise Fund**  
**For the 11 Months Ended August 31, 2020**

	<u>General Fund</u>	<u>Special Revenue Funds</u>	<u>Debt Service Funds</u>	<u>Capital Project Funds</u>	<u>Montgomery County Toll Road Authority</u>	<u>Total All Funds</u>
Fund Balance, 08/1/2020	\$ 181,048,802	\$ 140,277,310	\$ 25,942,741	\$ 150,675,483	\$ 335,481,873	\$ 833,426,209
Revenues/Other Financing Sources	\$ 4,880,641	\$ 2,445,487	\$ 337,906	\$ 50,133	\$ 8,469,379	\$ 16,183,546
Expenditures/Other Financing Uses	\$ (27,438,540)	\$ (13,794,331)	\$ (11,886,943)	\$ (749,514)	\$ (182,388)	\$ (54,051,716)
Fund Balance, 08/31/2020	<u>\$ 158,490,903</u>	<u>\$ 128,928,466</u>	<u>\$ 14,393,704</u>	<u>\$ 149,976,102</u>	<u>\$ 343,768,864</u>	<u>\$ 795,558,039</u>

**MONTGOMERY COUNTY, TEXAS**  
**Statement of Net Position**  
**Internal Service Funds**  
**For the 11 Months Ended August 31, 2020**

	<u>Total Internal Service Funds</u>
<b>Assets:</b>	
Cash	\$ 3,718,550
Other Receivables	
Accounts (net)	146,205
Due From Other Funds	30,633,199
Prepaid Items	570,437
Capital Assets (net of accumulated depreciation):	
Buildings	757,030
Equipment	71,194
Total assets	<u>35,896,615</u>
 <b>Liabilities:</b>	
Current Liabilities:	
Other Payables	9,908,506
Due to Other Funds	16,815,872
Total liabilities	<u>26,724,378</u>
 <b>Net Position:</b>	
Invested in capital assets	828,224
Unreserved	8,344,013
<b>Total Net Position</b>	<u><u>\$ 9,172,237</u></u>



**MONTGOMERY COUNTY, TEXAS**  
**Statement of Changes in Net Position**  
**Internal Service Funds**  
**For the 11 Months Ended August 31, 2020**

	<u>Total Internal Service Funds</u>
<b>Current Operating Revenues:</b>	
Fees	\$ 6,097,565
Total Operating Revenues	<u>6,097,565</u>
 <b>Current Operating Expenses:</b>	
Services	<u>3,814,048</u>
Total Operating Expenses	<u>3,814,048</u>
 Change in net position	2,283,517
 Total Net Position - August 1, 2020	6,888,720
 <b>Total Net Position - August 31, 2020</b>	 <u><u>\$ 9,172,237</u></u>

This page left blank intentionally.

# **BUDGET STATUS**

(unaudited)

**MONTGOMERY COUNTY, TEXAS**  
**Schedule of Expenditures - All Departments**  
**Budget and Year-to-Date Actual for the 11 Months Ended August 31, 2020**

Page 1 of 4

	Adjusted Budget	Current Month Actual	Year- to-Date Actual	Encumbrances	Unexpended Budget
2000 County Judge	4,387,401	5,795,916	9,537,443	955,948	(6,105,990)
2100 Human Resources	629,802	44,663	551,564	-	78,238
2101 Civil Service	4,500	-	1,156	-	3,344
2200 Risk Management	948,601	296,304	1,186,504	1,075	(238,978)
2300 County Clerk	7,330,993	436,671	2,897,538	203,586	4,229,869
2302 Court Collections	481,908	27,399	356,349	5,427	120,132
2400 Veterans Service	326,248	23,494	270,292	797	55,159
250* Elections Administrator	2,115,116	198,390	2,601,364	82,878	(569,126)
2600 Information Technology	14,483,558	1,579,192	11,743,596	515,883	2,224,079
2700 District Clerk	3,841,286	281,838	3,236,861	52,784	551,641
280* County Attorney	19,208,017	1,574,380	16,154,581	104,066	2,949,370
3000 Building Custodial Services	3,411,660	237,622	2,818,345	53,770	539,545
3100 Building Maintenance	6,893,232	719,469	5,887,202	152,990	853,040
3200 Other	4,061,072	-	3,129,435	-	931,637
3210 Non-Departmental	12,798,704	8,680	10,066,772	2,643	2,729,289
3211 Contingency	607,488	-	-	-	607,488
3220 Alternate Dispute Resolution	150,000	-	113,388	-	36,612
3230 Department of Public Safety	122,689	9,519	109,705	449	12,535
3240 Historical Commission	65,000	-	46,254	-	18,746
3241 Historical Commission Donations	14,954	-	-	-	14,954
3250 Child Welfare	114,056	956	33,532	2,384	78,140
3260 Law Library	296,491	15,629	255,704	1,457	39,330
3300 Purchasing Agent	1,179,272	88,110	1,032,472	-	146,800
3400 County Auditor	2,191,991	173,080	1,866,405	7,253	318,333
3500 Budget Office	333,895	24,910	288,252	603	45,040
3600 County Treasurer	735,728	55,249	655,849	80	79,799
370* Tax Assessor/Collector	4,819,444	338,213	4,024,383	27,750	767,311
4000 Environmental Health	2,143,756	155,170	1,807,041	706	336,009
4001 Permits	518,928	39,694	444,998	280	73,650
4100 Animal Services	5,570,023	331,006	4,080,991	87,252	1,401,780
4200 Forensic Services	2,233,186	168,898	1,832,073	8,734	392,379
4300 MCCD County	12,238,754	953,144	5,012,744	25,599	7,200,411
4400 Convention Center	1,178,947	88,000	924,674	23,838	230,435
4401 Fairgrounds/EXPO Center	44,429	-	-	-	44,429
4500 Memorial Library	10,371,379	661,939	8,440,654	114,922	1,815,803
4600 Extension Agents	770,607	55,800	633,887	2,998	133,722
4700 Parks	2,121,364	128,670	1,489,955	15,181	616,228
4800 Community Centers	537,270	37,534	426,289	413	110,568
4900 Recycle Centers	1,344,125	136,547	1,142,039	56,776	145,310
5000 Airport	9,360,085	117,894	911,997	65,713	8,382,375

\* Information presented includes CARES Act funding and subject to change.

**MONTGOMERY COUNTY, TEXAS**  
**Schedule of Expenditures - All Departments**

**Budget and Year-to-Date Actual for the 11 Months Ended August 31, 2020**

Page 2 of 4

	Adjusted Budget	Current Month Actual	Year- to-Date Actual	Encumbrances	Unexpended Budget
5100 District Attorney	13,449,553	994,229	11,497,188	5,522	1,946,843
5200 Office of Homeland Security	24,360,755	1,048,636	5,162,049	963,999	18,234,707
530* Fire Marshal	2,063,065	146,265	1,846,516	59,795	156,754
540* Juvenile Probation	10,264,828	848,940	7,455,339	12,602	2,796,887
550* Adult Probation	5,091,532	295,659	3,859,526	-	1,232,006
5600 Commissions	220,117	-	25,980	-	194,137
5601 Forfeitures	-	-	19,605	-	(19,605)
5602 Lease	-	-	5,450	-	(5,450)
5703 242 Operations	-	(7,012)	-	-	-
6* Sheriff	99,963,573	8,155,766	84,647,386	(1,552,585)	16,868,772
7100 Constable Precinct 1	5,511,465	429,375	4,767,833	58,831	684,801
7200 Constable Precinct 2	2,265,308	168,042	1,937,460	80,303	247,545
7300 Constable Precinct 3	6,513,028	514,246	5,857,130	32,768	623,130
7400 Constable Precinct 4	4,818,533	348,223	4,159,025	25,063	634,445
7500 Constable Precinct 5	5,061,946	368,292	4,175,239	80,693	806,014
8100 Court Operations	932,034	24,286	359,346	255	572,433
8101 Indigent Defense - Criminal	5,866,000	334,338	4,798,402	224,353	843,245
8102 Indigent Defense - Civil	1,196,000	75,549	1,097,568	-	98,432
8103 Office of Court Administration	881,445	88,101	738,914	322	142,209
8105 Court Guardianship	30,000	-	32,026	-	(2,026)
8106 Court Reporter	183,855	4,308	67,106	9,990	106,759
8107 Court Technology County/District	19,052	-	11,449	1,208	6,395
8210 County Court at Law 1	532,537	40,214	469,476	500	62,561
8220 County Court at Law 2	928,893	70,963	825,317	83	103,493
8230 County Court at Law 3	843,893	63,720	745,648	44	98,201
8240 County Court at Law 4	541,102	40,726	477,570	-	63,532
8250 County Court at Law 5	521,357	39,427	457,809	256	63,292
8310 9th District Court	356,912	25,672	309,410	55	47,447
8320 221st District Court	356,093	26,428	313,527	464	42,102
8330 284th District Court	752,041	55,870	644,526	3,960	103,555
8340 359th District Court	782,064	39,018	488,451	3,292	290,321
8350 410th District Court	499,478	45,928	445,033	410	54,035
8360 418th District Court	663,986	49,683	576,344	42	87,600
8370 435th District Court	374,848	27,120	296,687	1,051	77,110
8380 457th District Court	97,881	23,898	23,898	8,111	65,872
8401 Drug Court	685,684	55,041	455,217	-	230,467
8402 DWI Drug Court	328,835	32,413	238,117	-	90,718

**MONTGOMERY COUNTY, TEXAS**  
**Schedule of Expenditures - All Departments**  
**Budget and Year-to-Date Actual for the 11 Months Ended August 31, 2020**

Page 3 of 4

	Adjusted Budget	Current Month Actual	Year- to-Date Actual	Encumbrances	Unexpended Budget
8403 Mental Health Court Service	360,141	25,138	310,110	-	50,031
8510 Justice of the Peace Precinct 1	1,010,630	66,851	859,151	3,749	147,730
8520 Justice of the Peace Precinct 2	711,184	48,669	586,294	16,308	108,582
8530 Justice of the Peace Precinct 3	1,337,134	101,171	1,152,697	(5)	184,442
8540 Justice of the Peace Precinct 4	1,098,888	76,776	895,324	9,729	193,835
8550 Justice of the Peace Precinct 5	632,989	52,672	552,240	-	80,749
8590 JP Justice Court Security	4,016	-	23,095	-	(19,079)
8591 JP Justice Court Technology	63,306	33	51,100	560	11,646
8592 JP Juvenile Case Manager	377,192	23,878	277,593	-	99,599
9000 Restricted	2,010,748	-	4,500	-	2,006,248
9100 Commissioner Precinct 1	10,506,357	1,067,065	6,901,912	233,085	3,371,360
9200 Commissioner Precinct 2	15,815,176	930,855	7,066,805	241,272	8,507,099
9300 Commissioner Precinct 3	12,903,978	527,897	5,572,161	628,512	6,703,305
9400 Commissioner Precinct 4	13,027,198	1,084,144	7,258,850	554,638	5,213,710
9500 County Engineer	2,407,112	143,394	1,557,812	705	848,595
1100 General Fund	3,965,958	7,784,866	8,512,124	-	(4,546,166)
1200 Road & Bridge	1,597,359	-	-	-	1,597,359
1206 County Clerk Records Management	-	13,391	13,446	1,103	(14,549)
1216 Justice Court Technology	49,000	-	20,000	-	29,000
1220 Grants	-	-	626,612	-	(626,612)
1400 Local Capital Projects	24,587,025	1,186,504	12,363,202	372,930	11,850,893
1402 C/P Certificates of Obligation 2012	782,459	-	580,605	-	201,854
1408 Sheriff Capital Projects	-	-	226,000	-	(226,000)
1903 Capital Road Projects	113,660,639	3,180,501	34,896,097	6,383,044	72,381,498
3290 Debt Service	36,955,247	11,886,943	36,945,029	-	10,218
<b><u>TOTAL EXPENDITURES -</u></b>					
<b><u>GOVERNMENTAL FUNDS</u></b>	<b><u>580,807,388</u></b>	<b><u>57,478,092</u></b>	<b><u>382,552,614</u></b>	<b><u>11,041,252</u></b>	<b><u>187,213,522</u></b>

**MONTGOMERY COUNTY, TEXAS**  
**Schedule of Expenditures - All Departments**  
**Budget and Year-to-Date Actual for the 11 Months Ended August 31, 2020**

Page 4 of 4

	Adjusted Budget	Current Month Actual	Year- to-Date Actual	Encumbrances	Unexpended Budget
<b><u>INTERNAL SERVICE FUNDS</u></b>					
2201 Self Insurance	-	3,670,775	40,848,292	-	(40,848,292)
2202 Property/Casualty	-	83,925	2,352,966	-	(2,352,966)
2203 Workers Compensation	-	59,348	1,291,778	-	(1,291,778)
<b>TOTAL GENERAL ADM</b>	-	3,814,048	44,493,036	-	(44,493,036)
<b><u>TOTAL INTERNAL SERVICE FUNDS</u></b>	-	<b>3,814,048</b>	<b>44,493,036</b>	-	<b>(44,493,036)</b>
<b><u>ENTERPRISE FUNDS</u></b>					
Montgomery County Toll Road Authority	40,219,476	182,388	6,329,333	-	15,072,628
<b>TOTAL ENTERPRISE FUNDS</b>	40,219,476	182,388	6,329,333	-	15,072,628

This page left blank intentionally.



# **SCHEDULES**

(unaudited)

**MONTGOMERY COUNTY, TEXAS**  
**Schedule of Revenues and Expenses - Montgomery County Toll Road Authority**  
**Budget and Year-to-Date Actual for the 11 Months Ended August 31, 2020**

	Adjusted Budget	Current Month Actual	Year- to-Date Actual	Encumbrances	Unexpended Budget
<b>Revenue:</b>					
1101 249 Operations	-	7,784,568	7,784,671	-	(7,784,671)
5701 249 Construction	-	-	437,920	-	(437,920)
5702 249 Operations	5,272,250	683,474	3,567,845	-	1,704,405
5703 242 Operations	77,400	1,336	59,157	-	18,243
1300 Debt Service	2,462,470	1	7,209	-	2,455,261
5705 Debt Service	-	-	(159,964)	-	159,964
<b>Total Revenue</b>	<b>7,812,120</b>	<b>8,469,379</b>	<b>11,696,838</b>	<b>-</b>	<b>(3,884,718)</b>
<b>Expenses:</b>					
1100 MCTRA General	2,462,470	-	-	-	2,462,470
1101 249 Operations	-	-	(18,817,515)	-	-
5702 249 Operations	2,784,780	64,204	432,079	-	2,352,701
5701 249 Construction	32,385,258	110,261	22,432,438	-	9,952,820
5703 242 Operations	124,498	7,923	90,331	-	34,167
5705 Debt Service	2,462,470	-	2,192,000	-	270,470
<b>Total Expenses</b>	<b>40,219,476</b>	<b>182,388</b>	<b>6,329,333</b>	<b>-</b>	<b>15,072,628</b>

**MONTGOMERY COUNTY, TEXAS**  
**Schedule of Transfers In and Out by Fund**  
**For the 11 Months Ended August 31, 2020**

	<u>Transfers In</u>	<u>Transfers Out</u>
General Fund	\$ 726,612	\$ 8,511,074
Debt Service	837,256	-
Certificates of Obligation, Series 2012A	-	210,644
Grants	-	626,612
MCTRA	7,784,462	-
<b>TOTAL FINANCING USES</b>	<b><u>\$ 9,348,330</u></b>	<b><u>\$ 9,348,330</u></b>

**MONTGOMERY COUNTY, TEXAS**  
**Schedule of Bond Indebtedness**  
**As of August 31, 2020**

	Interest Rate (%)	Issue Date	Maturity Date	Balances Outstanding
<b>GENERAL OBLIGATION BONDS:</b>				
Refunding Bonds, Series 2012	2.00-5.00	2012	2026	18,830,000
Refunding Bonds, Series 2014A	5.00	2014	2025	57,865,000
Refunding Bonds, Series 2016	4.25-5.25	2016	2032	58,925,000
Road Bonds, Series 2016	4.25-5.25	2016	2041	52,405,000
Refunding Bonds, Series 2016A	3.00-5.00	2016	2030	46,220,000
Road Bonds, Series 2016A	4.00-5.00	2016	2042	70,660,000
Road Bonds, Series 2018	4.00-5.00	2018	2043	43,395,000
Refunding Bonds, Series 2018	4.00	2018	2030	26,965,000
Road Bonds, Series 2018B	4.00-5.00	2018	2043	88,510,000
<b>TOTAL GENERAL OBLIGATION BONDS PAYABLE</b>				<b>463,775,000</b>
<b>CERTIFICATES OF OBLIGATION:</b>				
Series 2010	3.00-5.40	2010	2039	23,395,000
Series 2012	2.00-4.00	2012	2032	10,965,000
Series 2012A	2.00-5.00	2012	2023	11,245,000
<b>TOTAL CERTIFICATES OF OBLIGATION</b>				<b>45,605,000</b>
<b>TOTAL BONDED DEBT</b>				<b>\$ 509,380,000</b>

**MONTGOMERY COUNTY TOLL ROAD AUTHORITY**  
**Schedule of Bond Indebtedness**  
**As of August 31, 2020**

	<u>Interest Rate (%)</u>	<u>Issue Date</u>	<u>Maturity Date</u>	<u>Balances Outstanding</u>
<b>REVENUE BONDS:</b>				
Senior Lien Toll Revenue Bonds, Series 2018	5.00	2018	2048	87,680,000
<b>TOTAL REVENUE BONDS PAYABLE</b>				<u>87,680,000</u>
 <b>TOTAL BONDED DEBT</b>				 <b><u>\$ 87,680,000</u></b>

Reconciliation of Cash and Investment Balances  
County General Ledger to Statement of Balances  
For the 11 Months Ended August 31, 2020

	<u>Cash</u>	<u>Investment</u>
General Ledger Balance	291,173,082	212,595,499
Additions:		
Accounts Classified as Investments for Treasurer but Cash for County		24,353,349
Amounts journalized in following month - MCTRA	7,988	494,819
Amounts journalized in following month - County		206,636
Custodial Accounts controlled by Treasurer	2,154,292	
Outstanding unposted transactions		
Alarms Account moved to County	44,859	
Subtractions:		
Accounts Classified as Investments for Treasurer but Cash for County	(24,353,349)	
Accounts not handled by Treasurer		
SIT Escrow	(1,647,098)	
County Attorney Discretionary	(133,500)	
District Attorney State	(13,188)	
Worthless Check Fund	(10,820)	
Forfeitures Fund	(2,369,967)	
Jail Commissary	(1,636,682)	
Contract Election Fund	(819,886)	
Amounts not journalized until following month - County	(1,222,413)	
Cash on Hand (various funds)	(33,355)	
	<u>261,139,963</u>	<u>237,650,303</u>
Statement of Balances	261,139,964	237,650,304
Variance	(1)	(1)

*Any variance exists due to rounding of amounts*



**Montgomery County, Texas**  
**Office of the County Auditor**  
501 North Thompson, Suite 205, Conroe, Texas 77301  
P. O. Box 539, Conroe, Texas 77305

**Rakesh Pandey, CPA**  
County Auditor

**Angela H. Blocker**  
1<sup>st</sup> Assistant County Auditor

TO: Commissioners Court

FROM: Rakesh Pandey, County Auditor *RP*

DATE: September 8, 2020

RE: County Auditor's Report

The following reports "Report of Revenues" and "Report of Expenditures" are provided to the Commissioners Court in compliance with Local Government Code 114.024.

If you have any questions, please do not hesitate to contact me.

RP/mo

# MONTGOMERY COUNTY, TEXAS

REPORT OF REVENUES  
AS OF AUGUST 31, 2020

	Sum of Net Transaction Amount
100	(232,688,369.00)
<b>GENERAL OPERATIONS</b>	<b>(232,688,369.00)</b>
1100	(206,664,938.03)
<b>GENERAL FUND</b>	<b>(206,664,938.03)</b>
400100	(186,120,317.81)
CURRENT TAXES	(186,120,317.81)
400110	(618,947.25)
DELINQUENT TAXES	(618,947.25)
400120	(1,373,225.79)
PENALTY AND INTEREST	(1,373,225.79)
400140	(246,447.90)
OTHER TAXES	(246,447.90)
410100	(194,745.00)
TABC LICENSES	(194,745.00)
410102	(512,620.00)
HEALTH PERMITS	(512,620.00)
420304	(1,631,130.79)
OTHER ALLOCATIONS	(1,631,130.79)
430104	(10,108.27)
COUNTY JUDGE FEES	(10,108.27)
430106	(226,608.82)
SHERIFF FEES	(226,608.82)
430108	(33,548.96)
COUNTY ATTORNEY FEES	(33,548.96)
430110	(3,119,627.85)
COUNTY CLERK FEES	(3,119,627.85)
430118	(369,639.49)
TAX COLLECTION FEES	(369,639.49)
430132	(912,823.88)
DISTRICT CLERK FEES	(912,823.88)
430134	(3,168,864.56)
JUSTICE OF THE PEACE FEES	(3,168,864.56)
430136	(14,613.56)
TRUANCY PREVENTION AND DIVERSION CCP 102.015	(14,613.56)
430138	(284,081.54)
CONSTABLE FEES	(284,081.54)
430140	(59.80)
VOTER REGISTRATION FEES	(59.80)
430142	(187,186.85)
CRIMINAL JUSTICE FEES	(187,186.85)
430144	(10,159.34)
CHILD SAFETY	(10,159.34)
430148	(3,500.00)
BAIL BOND ADMINISTRATION FEES	(3,500.00)
430150	(36,915.43)
TRAFFIC SAFETY FEES	(36,915.43)
430152	(73,659.01)
FAILURE TO APPEAR FEES	(73,659.01)
430156	(67,582.47)



LEOSE-ANNUAL ALLOCATION	(67,582.47)
430158	(5,285.00)
JUDICIAL EDUCATION	(5,285.00)
430160	(1,138.37)
TRIAL FEES	(1,138.37)
430164	(21,609.80)
HB530 DRUG COURT FEE-UNRESTRICTED	(21,609.80)
430166	(44,993.88)
CCP102.0178 DRUG COURT FEE-RESTRICTED	(44,993.88)
430170	(17,815.24)
HAZARDOUS WASTE MANAGEMENT FEE	(17,815.24)
430174	(375,000.03)
DETENTION ADMINISTRATION SERVICES	(375,000.03)
430176	(520.00)
PROBATION FEES	(520.00)
430178	(361.47)
COMMUNITY RESTITUTION FEES	(361.47)
430212	(35,332.59)
JURY FEES	(35,332.59)
430216	(78,947.00)
INMATE TELEPHONE FEE	(78,947.00)
440100	(1,248,352.27)
INTEREST-BANK	(1,248,352.27)
440120	(1,350,292.36)
INVESTMENT EARNINGS	(1,350,292.36)
450100	(1,406.78)
COMMISSIONS	(1,406.78)
450200	(4,675.00)
CONTRACT SERVICES	(4,675.00)
450210	(123,586.29)
CONTRACT REIMBURSEMENT-ADMINISTRATION	(123,586.29)
450300	(100,198.12)
CONTRIBUTIONS	(100,198.12)
450318	(18,525.00)
RENTS/LEASES	(18,525.00)
450320	(360,595.65)
MISCELLANEOUS	(360,595.65)
450326	(696,757.79)
TEMPORARY SUSPENSE REVENUE	(696,757.79)
450328	(173,475.55)
SALE OF ASSETS	(173,475.55)
460100	(397,706.29)
COURT FINES	(397,706.29)
470100	(726,611.88)
TRANSFERS IN	(726,611.88)
480130	(1,665,337.30)
CAPITAL LEASE FINANCING	(1,665,337.30)
2200	(13,905.80)
RISK MANAGEMENT	(13,905.80)
450200	18.00
CONTRACT SERVICES	18.00
450328	(13,923.80)
SALE OF ASSETS	(13,923.80)
2800	(14,370.00)

COUNTY ATTORNEY	(14,370.00)
420204	(14,370.00)
STATE ALLOCATIONS	(14,370.00)
2801	(70,000.00)
COUNTY ATTORNEY STATE FUNDS	(70,000.00)
420204	(70,000.00)
STATE ALLOCATIONS	(70,000.00)
3000	(6,685.02)
BUILDING CUSTODIAL SERVICES	(6,685.02)
450200	(6,685.02)
CONTRACT SERVICES	(6,685.02)
3200	(1,849,447.77)
OTHER	(1,849,447.77)
430120	(985.00)
APPLICATION FEES	(985.00)
450200	(1,848,462.77)
CONTRACT SERVICES	(1,848,462.77)
3220	(126,918.08)
ALTERNATE DISPUTE RESOLUTION	(126,918.08)
430110	(19,095.58)
COUNTY CLERK FEES	(19,095.58)
430132	(80,257.50)
DISTRICT CLERK FEES	(80,257.50)
430134	(27,565.00)
JUSTICE OF THE PEACE FEES	(27,565.00)
3240	(75.00)
HISTORICAL COMMISSION	(75.00)
450300	(75.00)
CONTRIBUTIONS	(75.00)
3241	(2,360.00)
HISTORICAL COMMISSION DONATIONS	(2,360.00)
450300	(2,360.00)
CONTRIBUTIONS	(2,360.00)
3400	(20,955.65)
COUNTY AUDITOR	(20,955.65)
450200	(20,955.65)
CONTRACT SERVICES	(20,955.65)
3700	(5,603,161.90)
TAX ASSESSOR/COLLECTOR	(5,603,161.90)
430118	(61,881.15)
TAX COLLECTION FEES	(61,881.15)
430122	(1,242,742.25)
SUPPLEMENTAL MVD FEES	(1,242,742.25)
430124	(4,283,462.60)
SALES TAX COMMISSIONS	(4,283,462.60)
430126	(15,075.90)
TPW TITLE FEE	(15,075.90)
3701	(1,801.50)
TAC SPECIAL INVENTORY TAX	(1,801.50)
440100	(1,801.50)
INTEREST-BANK	(1,801.50)
3703	(2,225.00)
TAC VTR	(2,225.00)
430128	(2,000.00)

VTR LICENSE APP FEE-OWNER	(2,000.00)
430130	(225.00)
VTR LICENSE APP FEE-RUNNER	(225.00)
4001	(518,040.00)
PERMITS	(518,040.00)
410106	(518,040.00)
FOOD SERVICE PERMITS	(518,040.00)
4100	(358,583.24)
ANIMAL SERVICES	(358,583.24)
410104	(3,260.00)
ANIMAL CONTROL TRANSPORT	(3,260.00)
430190	(95,778.00)
ADOPTION FEES	(95,778.00)
430192	(65,502.00)
ANIMAL SHELTER FEES	(65,502.00)
430194	(66,995.50)
CLINIC SERVICES	(66,995.50)
430196	(11,685.00)
IMPOUND FEES	(11,685.00)
450200	791.91
CONTRACT SERVICES	791.91
450300	(116,154.65)
CONTRIBUTIONS	(116,154.65)
4200	(142,614.70)
FORENSIC SERVICES	(142,614.70)
430200	(140,039.50)
INQUESTS AND AUTOPSIES	(140,039.50)
430210	(2,564.20)
FORENSIC ADMINISTRATION FEE	(2,564.20)
450320	(11.00)
MISCELLANEOUS	(11.00)
4400	(781,252.89)
CONVENTION CENTER	(781,252.89)
420304	(333,403.93)
OTHER ALLOCATIONS	(333,403.93)
430162	(85,398.24)
PARK FEES	(85,398.24)
430226	(305,126.74)
RENTAL/USER FEES	(305,126.74)
450200	125.00
CONTRACT SERVICES	125.00
450318	(57,448.98)
RENTS/LEASES	(57,448.98)
4500	(171,312.51)
MEMORIAL LIBRARY	(171,312.51)
430224	(39,064.18)
BOOK FINES	(39,064.18)
450100	(1,058.70)
COMMISSIONS	(1,058.70)
450300	(131,189.63)
CONTRIBUTIONS	(131,189.63)
5000	(520,516.84)
AIRPORT	(520,516.84)
430170	95.00

HAZARDOUS WASTE MANAGEMENT FEE	95.00
430226	(381,964.68)
RENTAL/USER FEES	(381,964.68)
430230	(124,478.47)
FUEL FLOW FEES	(124,478.47)
450320	(14,168.69)
MISCELLANEOUS	(14,168.69)
5050	(79,167.66)
CUSTOMS	(79,167.66)
430226	(79,583.66)
RENTAL/USER FEES	(79,583.66)
450200	416.00
CONTRACT SERVICES	416.00
5100	(94,892.36)
DISTRICT ATTORNEY	(94,892.36)
420100	-
FEDERAL GRANT REVENUE	-
420200	-
STATE GRANT REVENUE	-
420204	(65,058.99)
STATE ALLOCATIONS	(65,058.99)
450200	(487.37)
CONTRACT SERVICES	(487.37)
460130	(29,346.00)
FORFEITURES-BONDS	(29,346.00)
5101	(7,500.00)
DISTRICT ATTORNEY STATE FUNDS	(7,500.00)
420204	(7,500.00)
STATE ALLOCATIONS	(7,500.00)
5301	(961,344.05)
FIRE MARSHAL - INSPECTIONS	(961,344.05)
430184	(252,447.00)
FIRE INSPECTION FEE-EXISTING	(252,447.00)
430186	(518,000.00)
FIRE INSPECTION FEE-NEW CONSTRUCTION	(518,000.00)
450200	(190,897.05)
CONTRACT SERVICES	(190,897.05)
5400	(155,455.50)
JUVENILE PROBATION-ADMINISTRATIVE	(155,455.50)
430174	(15,535.00)
DETENTION ADMINISTRATION SERVICES	(15,535.00)
450210	(139,920.50)
CONTRACT REIMBURSEMENT-ADMINISTRATION	(139,920.50)
5500	(2,406,156.01)
ADULT PROBATION	(2,406,156.01)
450200	(2,406,156.01)
CONTRACT SERVICES	(2,406,156.01)
5501	(327,597.81)
BOND SUPERVISION	(327,597.81)
450200	(327,597.81)
CONTRACT SERVICES	(327,597.81)
5600	(83,116.07)
COMMISSIONS	(83,116.07)
450100	(71,071.05)

COMMISSIONS	(71,071.05)
450328	(12,045.02)
SALE OF ASSETS	(12,045.02)
6000	(57,222.85)
SHERIFF	(57,222.85)
420206	(12,619.85)
STATE CONTRACT REIMBURSEMENT	(12,619.85)
430180	(33,130.00)
VEHICLE TOWING PROGRAM FEES	(33,130.00)
450200	(808.00)
CONTRACT SERVICES	(808.00)
450210	(10,665.00)
CONTRACT REIMBURSEMENT-ADMINISTRATION	(10,665.00)
450300	-
CONTRIBUTIONS	-
6100	(60,184.44)
SHERIFF HOMELAND SECURITY	(60,184.44)
450200	(51,584.44)
CONTRACT SERVICES	(51,584.44)
450300	(8,600.00)
CONTRIBUTIONS	(8,600.00)
6201	(59,335.49)
SHERIFF HOMICIDE VIOLENT CRIME	(59,335.49)
450200	(59,335.49)
CONTRACT SERVICES	(59,335.49)
6202	(3,032.10)
SHERIFF ORGANIZED CRIME	(3,032.10)
450200	(3,032.10)
CONTRACT SERVICES	(3,032.10)
6301	(391,863.94)
SHERIFF PATROL EAST	(391,863.94)
450200	(391,863.94)
CONTRACT SERVICES	(391,863.94)
6302	(349,543.44)
SHERIFF PATROL WEST	(349,543.44)
450200	(349,543.44)
CONTRACT SERVICES	(349,543.44)
6303	(5,030,967.97)
SHERIFF PATROL SOUTH	(5,030,967.97)
450200	(5,030,967.97)
CONTRACT SERVICES	(5,030,967.97)
6401	(852,164.37)
SHERIFF DISPATCH	(852,164.37)
450200	(852,164.37)
CONTRACT SERVICES	(852,164.37)
6402	(12,785.00)
SHERIFF CRIME LAB	(12,785.00)
430182	(12,785.00)
FINGERPRINT FEES	(12,785.00)
6405	(197,038.37)
SHERIFF RADIO	(197,038.37)
420200	(196,694.67)
STATE GRANT REVENUE	(196,694.67)
450210	(343.70)

CONTRACT REIMBURSEMENT-ADMINISTRATION	(343.70)
6407	(5,705.00)
SHERIFF ACADEMY	(5,705.00)
430172	(5,705.00)
ACADEMY REVENUE	(5,705.00)
6504	(668,110.00)
SHERIFF ALARMS	(668,110.00)
410108	(668,110.00)
ALARM PERMITS	(668,110.00)
6601	(18,773.48)
SHERIFF JAIL	(18,773.48)
420108	(10,086.00)
FEDERAL INMATE HOUSING	(10,086.00)
430178	(8,687.48)
COMMUNITY RESTITUTION FEES	(8,687.48)
7100	(585,741.63)
CONSTABLE PRECINCT 1	(585,741.63)
420100	(513.90)
FEDERAL GRANT REVENUE	(513.90)
430138	(4,338.16)
CONSTABLE FEES	(4,338.16)
450200	(580,889.57)
CONTRACT SERVICES	(580,889.57)
7200	(3,305.00)
CONSTABLE PRECINCT 2	(3,305.00)
430138	(3,305.00)
CONSTABLE FEES	(3,305.00)
7300	(1,064,756.03)
CONSTABLE PRECINCT 3	(1,064,756.03)
430138	(6,393.00)
CONSTABLE FEES	(6,393.00)
450100	(894.87)
COMMISSIONS	(894.87)
450200	(1,057,468.16)
CONTRACT SERVICES	(1,057,468.16)
7400	(78,917.33)
CONSTABLE PRECINCT 4	(78,917.33)
430138	(4,617.50)
CONSTABLE FEES	(4,617.50)
450200	(74,299.83)
CONTRACT SERVICES	(74,299.83)
7500	(893,661.58)
CONSTABLE PRECINCT 5	(893,661.58)
430138	(4,628.00)
CONSTABLE FEES	(4,628.00)
450200	(889,033.58)
CONTRACT SERVICES	(889,033.58)
8100	(451,884.27)
COURT OPERATIONS	(451,884.27)
420200	(262,055.00)
STATE GRANT REVENUE	(262,055.00)
430212	1,230.00
JURY FEES	1,230.00
450210	(101,354.00)

CONTRACT REIMBURSEMENT-ADMINISTRATION	(101,354.00)
450324	(89,705.27)
REIMBURSEMENT POST-JUDGEMENT	(89,705.27)
8210	(63,000.00)
COUNTY COURT AT LAW 1	(63,000.00)
420204	(63,000.00)
STATE ALLOCATIONS	(63,000.00)
8220	(63,000.00)
COUNTY COURT AT LAW 2	(63,000.00)
420204	(63,000.00)
STATE ALLOCATIONS	(63,000.00)
8230	(63,000.00)
COUNTY COURT AT LAW 3	(63,000.00)
420204	(63,000.00)
STATE ALLOCATIONS	(63,000.00)
8240	(63,000.00)
COUNTY COURT AT LAW 4	(63,000.00)
420204	(63,000.00)
STATE ALLOCATIONS	(63,000.00)
8250	(63,000.00)
COUNTY COURT AT LAW 5	(63,000.00)
420204	(63,000.00)
STATE ALLOCATIONS	(63,000.00)
8330	(70,488.34)
284TH DISTRICT COURT	(70,488.34)
450200	(70,488.34)
CONTRACT SERVICES	(70,488.34)
8350	529.10
410th DISTRICT COURT	529.10
430212	116.36
JURY FEES	116.36
450320	412.74
MISCELLANEOUS	412.74
8360	25.90
418TH DISTRICT COURT	25.90
450320	25.90
MISCELLANEOUS	25.90
8401	(133,016.07)
DRUG COURT	(133,016.07)
430214	(132,086.07)
PROGRAM FEES	(132,086.07)
430218	(930.00)
MRT BOOK FEE	(930.00)
8402	(104,905.00)
DRUG COURT-DWI COURT	(104,905.00)
430214	(104,395.00)
PROGRAM FEES	(104,395.00)
430218	(510.00)
MRT BOOK FEE	(510.00)
8510	(52,734.74)
JUSTICE OF PEACE PRECINCT 1	(52,734.74)
430200	425.00
INQUESTS AND AUTOPSIES	425.00
430228	(57,947.75)

COLLECTION FEE	(57,947.75)
430550	4,788.01
THIRD PARTY COLLECTION FEE	4,788.01
8520	(93,045.74)
JUSTICE OF PEACE PRECINCT 2	(93,045.74)
430228	(93,045.74)
COLLECTION FEE	(93,045.74)
8530	(37,669.57)
JUSTICE OF PEACE PRECINCT 3	(37,669.57)
430134	(705.90)
JUSTICE OF THE PEACE FEES	(705.90)
450200	(36,963.67)
CONTRACT SERVICES	(36,963.67)
8540	(62,147.79)
JUSTICE OF PEACE PRECINCT 4	(62,147.79)
430228	(62,147.79)
COLLECTION FEE	(62,147.79)
8550	(45,217.51)
JUSTICE OF PEACE PRECINCT 5	(45,217.51)
430228	(45,217.51)
COLLECTION FEE	(45,217.51)
4401	(5,313.56)
FAIRGROUNDS/EXPO CENTER	(5,313.56)
450318	(5,313.56)
RENTS/LEASES	(5,313.56)
200	(37,253,983.56)
ROAD AND BRIDGE	(37,253,983.56)
1200	(35,833,856.20)
ROAD AND BRIDGE	(35,833,856.20)
400100	(27,441,066.77)
CURRENT TAXES	(27,441,066.77)
400110	(85,823.06)
DELINQUENT TAXES	(85,823.06)
400120	(164,317.63)
PENALTY AND INTEREST	(164,317.63)
400140	(207,082.98)
OTHER TAXES	(207,082.98)
410110	(4,865,705.74)
AUTO REGISTRATION	(4,865,705.74)
410114	(32,773.58)
OVERLOAD PERMITS	(32,773.58)
420304	(161,697.30)
OTHER ALLOCATIONS	(161,697.30)
430112	(201,819.70)
SUBDIVISION FEES	(201,819.70)
430114	(1,092,738.15)
FLOOD PLAIN FEES	(1,092,738.15)
440100	(42,428.85)
INTEREST-BANK	(42,428.85)
440120	(177,660.30)
INVESTMENT EARNINGS	(177,660.30)
450320	(30.25)
MISCELLANEOUS	(30.25)
460100	(1,360,711.89)



COURT FINES	(1,360,711.89)
4700	(199,025.80)
PARKS	(199,025.80)
430138	-
CONSTABLE FEES	-
450200	125.00
CONTRACT SERVICES	125.00
450300	(190,900.80)
CONTRIBUTIONS	(190,900.80)
450318	(8,250.00)
RENTS/LEASES	(8,250.00)
4800	(125,106.10)
COMMUNITY CENTERS	(125,106.10)
420102	(75,806.10)
FEDERAL PROGRAM INCOME	(75,806.10)
430226	(5,800.00)
RENTAL/USER FEES	(5,800.00)
450200	113.00
CONTRACT SERVICES	113.00
450300	(333.00)
CONTRIBUTIONS	(333.00)
450318	(43,280.00)
RENTS/LEASES	(43,280.00)
4900	(180,294.42)
RECYCLE CENTERS	(180,294.42)
430222	(139,926.02)
RECYCLE FEES	(139,926.02)
450200	(40,368.40)
CONTRACT SERVICES	(40,368.40)
9100	(248,925.58)
COMMISSIONER PRECINCT 1	(248,925.58)
420102	400.00
FEDERAL PROGRAM INCOME	400.00
430162	(41,002.12)
PARK FEES	(41,002.12)
450200	(177,208.74)
CONTRACT SERVICES	(177,208.74)
450318	(26,875.00)
RENTS/LEASES	(26,875.00)
450320	(4,239.72)
MISCELLANEOUS	(4,239.72)
9200	(59,126.26)
COMMISSIONER PRECINCT 2	(59,126.26)
450200	(36,516.91)
CONTRACT SERVICES	(36,516.91)
450318	(9,823.00)
RENTS/LEASES	(9,823.00)
450320	(12,786.35)
MISCELLANEOUS	(12,786.35)
9300	(2,348.80)
COMMISSIONER PRECINCT 3	(2,348.80)
410110	69.72
AUTO REGISTRATION	69.72
450200	2,079.98

CONTRACT SERVICES	2,079.98
450320	(835.00)
MISCELLANEOUS	(835.00)
450316	(3,663.50)
INSURANCE REIMBURSEMENT	(3,663.50)
9400	(605,300.40)
COMMISSIONER PRECINCT 4	(605,300.40)
450200	(568,680.85)
CONTRACT SERVICES	(568,680.85)
450318	(34,197.00)
RENTS/LEASES	(34,197.00)
450320	(2,422.55)
MISCELLANEOUS	(2,422.55)
201	(3,137.59)
WORTHLESS CHECK	(3,137.59)
2800	(2,911.86)
COUNTY ATTORNEY	(2,911.86)
430188	(2,830.00)
WORTHLESS CHECK FEES	(2,830.00)
440100	(81.86)
INTEREST-BANK	(81.86)
2802	-
COUNTY ATTORNEY WORTHLESS CHECKS	-
430188	-
WORTHLESS CHECK FEES	-
440100	-
INTEREST-BANK	-
5100	-
DISTRICT ATTORNEY	-
430188	-
WORTHLESS CHECK FEES	-
440100	-
INTEREST-BANK	-
5102	(225.73)
DISTRICT ATTORNEY HOT CHECKS	(225.73)
430188	(208.08)
WORTHLESS CHECK FEES	(208.08)
440100	(17.65)
INTEREST-BANK	(17.65)
202	(1,037,614.26)
FORFEITURES	(1,037,614.26)
5100	(296,137.23)
DISTRICT ATTORNEY	(296,137.23)
440100	(7,581.48)
INTEREST-BANK	(7,581.48)
460120	(288,555.75)
FORFEITURES	(288,555.75)
5300	(44.04)
FIRE MARSHAL INVESTIGATIONS	(44.04)
440100	(44.04)
INTEREST-BANK	(44.04)
6000	(446,142.87)
SHERIFF	(446,142.87)
440100	(11,622.31)

INTEREST-BANK	(11,622.31)
460120	(434,520.56)
FORFEITURES	(434,520.56)
6500	(227,106.42)
SHERIFF ADMINISTRATIVE	(227,106.42)
440100	(3,548.96)
INTEREST-BANK	(3,548.96)
460120	(223,557.46)
FORFEITURES	(223,557.46)
7100	(12,405.09)
CONSTABLE PRECINCT 1	(12,405.09)
440100	(223.48)
INTEREST-BANK	(223.48)
460120	(12,181.61)
FORFEITURES	(12,181.61)
7200	(13,871.74)
CONSTABLE PRECINCT 2	(13,871.74)
440100	(1,587.54)
INTEREST-BANK	(1,587.54)
460120	(12,284.20)
FORFEITURES	(12,284.20)
7300	(4,582.66)
CONSTABLE PRECINCT 3	(4,582.66)
440100	(97.30)
INTEREST-BANK	(97.30)
460120	(4,485.36)
FORFEITURES	(4,485.36)
7400	(27,992.76)
CONSTABLE PRECINCT 4	(27,992.76)
440100	(1,129.38)
INTEREST-BANK	(1,129.38)
460120	(26,863.38)
FORFEITURES	(26,863.38)
7500	(9,331.45)
CONSTABLE PRECINCT 5	(9,331.45)
440100	(1,978.63)
INTEREST-BANK	(1,978.63)
460120	(7,352.82)
FORFEITURES	(7,352.82)
203	(1,253,691.66)
JAIL COMMISSARY	(1,253,691.66)
1203	(13,951.86)
JAIL COMMISSARY	(13,951.86)
440100	(13,951.86)
INTEREST-BANK	(13,951.86)
6602	(1,239,739.80)
SHERIFF COMMISSARY	(1,239,739.80)
430220	(1,239,739.80)
COMMISSARY SALES	(1,239,739.80)
204	(237,619.94)
LAW LIBRARY	(237,619.94)
1204	(237,619.94)
LAW LIBRARY	(237,619.94)
430110	(38,745.67)

COUNTY CLERK FEES	(38,745.67)
430132	(187,687.50)
DISTRICT CLERK FEES	(187,687.50)
440100	(3,405.57)
INTEREST-BANK	(3,405.57)
440120	(2,377.48)
INVESTMENT EARNINGS	(2,377.48)
450320	(5,403.72)
MISCELLANEOUS	(5,403.72)
205	(21,793.20)
PRE-TRIAL DIVERSION	(21,793.20)
5100	(2,793.20)
DISTRICT ATTORNEY	(2,793.20)
430146	(2,793.20)
PRETRIAL DIVERSION FEES	(2,793.20)
5103	(19,000.00)
PRE-TRIAL DIVERSION	(19,000.00)
430146	(19,000.00)
PRETRIAL DIVERSION FEES	(19,000.00)
206	(179,842.64)
COUNTY CLERK RECORDS MGMT & PRESERVATION	(179,842.64)
1206	395,705.56
COUNTY CLERK RECORDS MANAGEMENT/PRESERVATION	395,705.56
440120	395,705.56
INVESTMENT EARNINGS	395,705.56
2300	(575,548.20)
COUNTY CLERK	(575,548.20)
430100	(532,404.35)
COUNTY RECORDS MANAGEMENT FEES	(532,404.35)
440120	(43,143.85)
INVESTMENT EARNINGS	(43,143.85)
207	(95,254.89)
COUNTY RECORDS MANAGEMENT	(95,254.89)
1207	(92,989.98)
COUNTY RECORDS MANAGEMENT	(92,989.98)
430110	(92,989.98)
COUNTY CLERK FEES	(92,989.98)
2300	(2,264.91)
COUNTY CLERK	(2,264.91)
430100	(2,264.91)
COUNTY RECORDS MANAGEMENT FEES	(2,264.91)
208	(38,837.85)
DISTRICT CLERK RECORDS MGMT & PRESERVATION	(38,837.85)
2700	(38,837.85)
DISTRICT CLERK	(38,837.85)
430132	(37,346.79)
DISTRICT CLERK FEES	(37,346.79)
440120	(1,491.06)
INVESTMENT EARNINGS	(1,491.06)
209	(65,390.94)
DISTRICT CLERK RECORDS PRESERVATION	(65,390.94)
2700	(65,390.94)
DISTRICT CLERK	(65,390.94)
430132	(64,484.56)

DISTRICT CLERK FEES	(64,484.56)
440120	(906.38)
INVESTMENT EARNINGS	(906.38)
240	(64,621.13)
COUNTY AND DISTRICT COURTS DIGITAL PRESERVATION	(64,621.13)
2900	(64,621.13)
DIGITAL PRESERVATION COUNTY/DISTRICT	(64,621.13)
430102	(56,033.21)
COUNTY/DISTRICT COURT FEES	(56,033.21)
430110	(920.19)
COUNTY CLERK FEES	(920.19)
430132	(5,810.00)
DISTRICT CLERK FEES	(5,810.00)
440120	(1,857.73)
INVESTMENT EARNINGS	(1,857.73)
241	(11,501.82)
COUNTY AND DISTRICT COURT TECHNOLOGY	(11,501.82)
8107	(11,501.82)
COURT TECHNOLOGY COUNTY/DISTRICT	(11,501.82)
430110	(11,037.08)
COUNTY CLERK FEES	(11,037.08)
430132	(464.74)
DISTRICT CLERK FEES	(464.74)
242	(21,140.00)
COURT GUARDIANSHIP	(21,140.00)
8105	(21,140.00)
COURT GUARDIANSHIP	(21,140.00)
430116	(21,140.00)
COURT GUARDIANSHIP FEE	(21,140.00)
243	(109,506.24)
COURT REPORTER SERVICE	(109,506.24)
1213	(109,506.24)
COURT REPORTER SERVICE	(109,506.24)
430168	(109,506.24)
STENOGRAPHER FEES	(109,506.24)
244	(219,761.27)
COURTHOUSE SECURITY - COUNTY/DISTRICT COURT	(219,761.27)
1214	(219,761.27)
COURTHOUSE SECURITY - COUNTY/DISTRICT COURTS	(219,761.27)
430102	(183,985.01)
COUNTY/DISTRICT COURT FEES	(183,985.01)
430116	(35,776.26)
COURT GUARDIANSHIP FEE	(35,776.26)
245	(22,957.17)
COURTHOUSE SECURITY - JP	(22,957.17)
8590	(22,957.17)
JP JUSTICE COURT SECURITY	(22,957.17)
430102	(6,231.40)
COUNTY/DISTRICT COURT FEES	(6,231.40)
430134	(16,725.77)
JUSTICE OF THE PEACE FEES	(16,725.77)
246	(83,983.26)
JUSTICE COURT TECHNOLOGY	(83,983.26)
1216	(76,923.16)

JUSTICE COURT TECHNOLOGY	(76,923.16)
430134	(76,923.16)
JUSTICE OF THE PEACE FEES	(76,923.16)
8591	(7,060.10)
JP JUSTICE COURT TECHNOLOGY	(7,060.10)
430134	(7,060.10)
JUSTICE OF THE PEACE FEES	(7,060.10)
2417	(70,419.25)
JUVENILE CASE MANAGER	(70,419.25)
8592	(70,419.25)
JP JUVENILE CASE MANAGER	(70,419.25)
430134	(70,419.25)
JUSTICE OF THE PEACE FEES	(70,419.25)
2418	(17,284.00)
CC VITAL RECORDS PRESERVATION	(17,284.00)
2300	(17,284.00)
COUNTY CLERK	(17,284.00)
430110	(17,284.00)
COUNTY CLERK FEES	(17,284.00)
2419	(54,606.70)
CONTRACT ELECTION SERVICE	(54,606.70)
2502	(54,606.70)
CONTRACT ELECTION DIRECT PAID	(54,606.70)
420306	(43,925.00)
OTHER CONTRACT REIMBURSEMENT	(43,925.00)
440100	(10,044.37)
INTEREST-BANK	(10,044.37)
440120	(637.33)
INVESTMENT EARNINGS	(637.33)
2420	(124,421,193.79)
GRANTS	(124,421,193.79)
1220	(20,021.31)
GRANTS	(20,021.31)
420102	(0.04)
FEDERAL PROGRAM INCOME	(0.04)
430176	(7,832.00)
PROBATION FEES	(7,832.00)
440100	(12,189.27)
INTEREST-BANK	(12,189.27)
2000	(105,093,336.11)
COUNTY JUDGE	(105,093,336.11)
420100	(104,983,285.40)
FEDERAL GRANT REVENUE	(104,983,285.40)
440100	(110,050.71)
INTEREST-BANK	(110,050.71)
2800	(4,292,505.54)
COUNTY ATTORNEY	(4,292,505.54)
420100	(0.04)
FEDERAL GRANT REVENUE	(0.04)
420206	(4,292,505.50)
STATE CONTRACT REIMBURSEMENT	(4,292,505.50)
3200	(12,570.93)
OTHER	(12,570.93)
420200	(12,570.93)

STATE GRANT REVENUE	(12,570.93)
3210	(7,743,191.42)
NON-DEPARTMENTAL	(7,743,191.42)
420100	3,876,909.30
FEDERAL GRANT REVENUE	3,876,909.30
420200	63,172.58
STATE GRANT REVENUE	63,172.58
420206	(11,683,273.30)
STATE CONTRACT REIMBURSEMENT	(11,683,273.30)
3250	2,384.18
CHILD WELFARE	2,384.18
420100	2,384.18
FEDERAL GRANT REVENUE	2,384.18
4100	(153,339.68)
ANIMAL SERVICES	(153,339.68)
420200	(1.00)
STATE GRANT REVENUE	(1.00)
420300	(153,338.68)
OTHER GRANT REVENUE	(153,338.68)
4200	(6,103.43)
FORENSIC SERVICES	(6,103.43)
420100	(6,103.43)
FEDERAL GRANT REVENUE	(6,103.43)
4300	(2,798,358.91)
MCCD COUNTY APPROPRIATIONS (CDBG)	(2,798,358.91)
420100	(1,800,197.18)
FEDERAL GRANT REVENUE	(1,800,197.18)
420102	(35,738.41)
FEDERAL PROGRAM INCOME	(35,738.41)
450300	(962,423.32)
CONTRIBUTIONS	(962,423.32)
5100	(320,990.00)
DISTRICT ATTORNEY	(320,990.00)
420100	(228,313.62)
FEDERAL GRANT REVENUE	(228,313.62)
420200	(10,553.11)
STATE GRANT REVENUE	(10,553.11)
420106	(82,123.27)
FEDERAL CONTRACT REIMBURSEMENT	(82,123.27)
5200	(1,296,047.74)
OFFICE OF HOMELAND SECURITY & EMERGENCY MANAGEMENT	(1,296,047.74)
420100	(1,296,047.74)
FEDERAL GRANT REVENUE	(1,296,047.74)
5400	(1,811,159.80)
JUVENILE PROBATION-ADMINISTRATIVE	(1,811,159.80)
420200	(1,811,159.80)
STATE GRANT REVENUE	(1,811,159.80)
5401	(52,402.20)
JUVENILE PROBATION-DETENTION	(52,402.20)
420100	(35,809.70)
FEDERAL GRANT REVENUE	(35,809.70)
420306	(12,847.50)
OTHER CONTRACT REIMBURSEMENT	(12,847.50)
420106	(3,745.00)



FEDERAL CONTRACT REIMBURSEMENT	(3,745.00)
6000	(160,243.91)
SHERIFF	(160,243.91)
420100	(44,943.17)
FEDERAL GRANT REVENUE	(44,943.17)
420200	(115,300.74)
STATE GRANT REVENUE	(115,300.74)
6100	(2,270.00)
SHERIFF HOMELAND SECURITY	(2,270.00)
420300	(2,270.00)
OTHER GRANT REVENUE	(2,270.00)
6200	(17,175.10)
SHERIFF CID	(17,175.10)
420106	(17,175.10)
FEDERAL CONTRACT REIMBURSEMENT	(17,175.10)
6201	(10,567.77)
SHERIFF HOMICIDE-VIOLENT CRIME	(10,567.77)
420100	(10,567.77)
FEDERAL GRANT REVENUE	(10,567.77)
6202	(37,342.66)
SHERIFF ORGANIZED CRIME	(37,342.66)
420100	(26,266.29)
FEDERAL GRANT REVENUE	(26,266.29)
450200	0.01
CONTRACT SERVICES	0.01
420106	(11,076.38)
FEDERAL CONTRACT REIMBURSEMENT	(11,076.38)
6300	(21,770.71)
SHERIFF PATROL	(21,770.71)
420100	(17,992.74)
FEDERAL GRANT REVENUE	(17,992.74)
420106	(3,777.97)
FEDERAL CONTRACT REIMBURSEMENT	(3,777.97)
6302	(69,471.00)
SHERIFF PATROL WEST	(69,471.00)
450300	(69,471.00)
CONTRIBUTIONS	(69,471.00)
6601	(268,608.22)
SHERIFF JAIL	(268,608.22)
420100	(268,608.22)
FEDERAL GRANT REVENUE	(268,608.22)
7100	(6,909.92)
CONSTABLE PRECINCT-1	(6,909.92)
420100	(3,442.99)
FEDERAL GRANT REVENUE	(3,442.99)
420200	(240.73)
STATE GRANT REVENUE	(240.73)
420300	(3,226.20)
OTHER GRANT REVENUE	(3,226.20)
7300	(707.14)
CONSTABLE PRECINCT-3	(707.14)
420300	(707.14)
OTHER GRANT REVENUE	(707.14)
7400	(2,512.92)



CONSTABLE PRECINCT 4	(2,512.92)
420100	(942.92)
FEDERAL GRANT REVENUE	(942.92)
420300	(1,570.00)
OTHER GRANT REVENUE	(1,570.00)
7500	(56,435.96)
CONSTABLE PRECINCT 5	(56,435.96)
420100	(4,922.04)
FEDERAL GRANT REVENUE	(4,922.04)
420300	(51,513.92)
OTHER GRANT REVENUE	(51,513.92)
8340	(88,240.10)
359TH DISTRICT COURT	(88,240.10)
420200	(88,240.10)
STATE GRANT REVENUE	(88,240.10)
9300	(76,959.74)
COMMISSIONER PRECINCT 3	(76,959.74)
420100	(76,959.74)
FEDERAL GRANT REVENUE	(76,959.74)
9400	(4,335.75)
COMMISSIONER PRECINCT 4	(4,335.75)
420100	612.00
FEDERAL GRANT REVENUE	612.00
420300	(4,947.75)
OTHER GRANT REVENUE	(4,947.75)
221	(98.06)
HAVA	(98.06)
2502	(98.06)
CONTRACT ELECTION DIRECT PAID	(98.06)
450328	(98.06)
SALE OF ASSETS	(98.06)
300	(38,625,373.08)
DEBT SERVICE	(38,625,373.08)
1300	(38,625,373.08)
DEBT SERVICE	(38,625,373.08)
400100	(37,270,325.49)
CURRENT TAXES	(37,270,325.49)
400110	(131,723.19)
DELINQUENT TAXES	(131,723.19)
400140	(107.90)
OTHER TAXES	(107.90)
420304	(200,347.52)
OTHER ALLOCATIONS	(200,347.52)
440100	(169,418.45)
INTEREST-BANK	(169,418.45)
440120	(16,194.44)
INVESTMENT EARNINGS	(16,194.44)
470100	(837,256.09)
TRANSFERS IN	(837,256.09)
333	(485.79)
GL CONVERSION	(485.79)
3333	(485.79)
GL CONVERSION	(485.79)
440100	(1.60)

INTEREST-BANK	(1.60)
440120	(484.19)
INVESTMENT EARNINGS	(484.19)
340	29,193.72
GASB 34 CONVERSION	29,193.72
3300	-
PURCHASING AGENT	-
450328	-
SALE OF ASSETS	-
9999	-
BALANCE SHEET	-
480200	-
GAIN/LOSS ON SALE OF ASSETS	-
1340	29,193.72
GASB 34 CONVERSION	29,193.72
450320	132,303.39
MISCELLANEOUS	132,303.39
480200	(103,109.67)
GAIN/LOSS ON SALE OF ASSETS	(103,109.67)
400	(1,171,056.38)
LOCAL CAPITAL PROJECTS	(1,171,056.38)
1400	(300,000.00)
LOCAL CAPITAL PROJECTS	(300,000.00)
450320	-
MISCELLANEOUS	-
450328	(300,000.00)
SALE OF ASSETS	(300,000.00)
3700	(871,056.38)
TAX ASSESSOR/COLLECTOR	(871,056.38)
400140	(419,508.32)
OTHER TAXES	(419,508.32)
440100	(451,548.06)
INTEREST-BANK	(451,548.06)
401	(675,970.66)
C/P REVENUE TOLL BONDS 10	(675,970.66)
1401	(675,970.66)
C/P REVENUE TOLL BONDS 10	(675,970.66)
440100	(727.99)
INTEREST-BANK	(727.99)
440120	(675,242.67)
INVESTMENT EARNINGS	(675,242.67)
102	(11,432.21)
C/P CERTIFICATES OF OBLIGATION 2012	(11,432.21)
1402	(11,432.21)
C/P CERTIFICATES OF OBLIGATION 2012	(11,432.21)
440100	(1,320.74)
INTEREST-BANK	(1,320.74)
440120	(10,111.47)
INVESTMENT EARNINGS	(10,111.47)
403	(620.76)
C/P PASS THRU TOLL PROJECTS	(620.76)
1403	(620.76)
C/P PASS THRU TOLL PROJECTS	(620.76)
420206	(0.01)

STATE CONTRACT REIMBURSEMENT	(0.01)
440100	(620.75)
INTEREST-BANK	(620.75)
404	(65,136.99)
C/P ROAD BONDS 2016	(65,136.99)
1404	(65,136.99)
C/P ROAD BONDS 2016	(65,136.99)
440100	(419.06)
INTEREST-BANK	(419.06)
440120	(64,717.93)
INVESTMENT EARNINGS	(64,717.93)
405	(227,736.59)
C/P ROAD BONDS 2016A	(227,736.59)
1405	(227,736.59)
C/P ROAD BONDS 2016A	(227,736.59)
440100	(5,318.30)
INTEREST-BANK	(5,318.30)
440120	(222,418.29)
INVESTMENT EARNINGS	(222,418.29)
406	(364,458.60)
C/P ROAD BONDS 2018	(364,458.60)
1406	(364,458.60)
C/P ROAD BONDS 2018	(364,458.60)
440100	(364,458.60)
INTEREST-BANK	(364,458.60)
407	(1,035,261.72)
C/P ROAD BONDS 2018B	(1,035,261.72)
1407	(1,035,261.72)
C/P ROAD BONDS 2018B	(1,035,261.72)
440100	(1,035,261.72)
INTEREST-BANK	(1,035,261.72)
408	(18,284.00)
C/P-SHERIFF'S PROJECTS	(18,284.00)
1408	(18,284.00)
SHERIFF PROJECTS	(18,284.00)
450320	(18,284.00)
MISCELLANEOUS	(18,284.00)
500	(34,405,339.41)
SELF INSURANCE	(34,405,339.41)
1500	-
SELF INSURANCE	-
480200	-
GAIN/LOSS ON SALE OF ASSETS	-
2201	(34,405,339.41)
SELF INSURANCE	(34,405,339.41)
430232	(26,016,409.26)
COUNTY FUNDING	(26,016,409.26)
430240	(1,353,189.80)
EMPLOYEE/RETIREE FUNDING	(1,353,189.80)
430242	(261,072.93)
COBRA FUNDING	(261,072.93)
430244	(29,024.03)
THIRD PARTY REIMBURSEMENT	(29,024.03)
430246	(2,542,855.79)

STOP LOSS REIMBURSEMENT	(2,542,855.79)
430248	(1,028,160.21)
RX REBATES	(1,028,160.21)
430250	(66,039.33)
MEDICAL CLAIMS REFUNDS	(66,039.33)
430252	(878.22)
COBRA ADMINISTRATION FEE	(878.22)
430254	(132,434.97)
CONTRACT FUNDING	(132,434.97)
430256	(1,030,053.27)
OPERATING SUBSIDY	(1,030,053.27)
430260	(150,630.00)
EMPLOYEE CONTRIBUTION-EMPLOYEE ONLY	(150,630.00)
430262	(303,480.00)
EMPLOYEE CONTRIBUTION-EMPLOYEE AND SPOUSE	(303,480.00)
430264	(326,270.00)
EMPLOYEE CONTRIBUTION-EMPLOYEE AND CHILD	(326,270.00)
430266	(936,167.50)
EMPLOYEE CONTRIBUTION-EMPLOYEE AND FAMILY	(936,167.50)
430268	(220,793.01)
SUPPLEMENTAL LIFE EMPLOYEE PREMIUM	(220,793.01)
430270	(4,881.09)
DEPENDENT LIFE EMPLOYEE PREMIUM	(4,881.09)
450328	(3,000.00)
SALE OF ASSETS	(3,000.00)
501	(1,515,983.33)
WORKERS' COMPENSATION	(1,515,983.33)
2203	(1,515,983.33)
WORKERS COMPENSATION	(1,515,983.33)
430232	(1,350,000.00)
COUNTY FUNDING	(1,350,000.00)
THIRD PARTY REIMBURSEMENT	(3,295.33)
430254	(162,688.00)
CONTRACT FUNDING	(162,688.00)
502	(2,089,714.71)
PROPERTY/CASUALTY	(2,089,714.71)
2202	(18,160.34)
PROPERTY/CASUALTY	(18,160.34)
430244	(18,160.34)
THIRD PARTY REIMBURSEMENT	(18,160.34)
2203	(2,071,554.37)
WORKERS COMPENSATION	(2,071,554.37)
430232	(2,000,000.00)
COUNTY FUNDING	(2,000,000.00)
430244	(71,554.37)
THIRD PARTY REIMBURSEMENT	(71,554.37)
(blank)	
(blank)	
(blank)	
(blank)	
(blank)	
(blank)	

# MONTGOMERY COUNTY, TEXAS

## REPORT OF EXPENDITURES

AS OF AUGUST 31, 2020

	Sum of NetTransactionAmount
<b>100</b>	<b>198,869,889.47</b>
<b>GENERAL OPERATIONS</b>	<b>198,869,889.47</b>
1100	727,662.15
<b>GENERAL FUND</b>	<b>727,662.15</b>
730110	848.31
POSTAGE	848.31
740970	201.96
FREIGHT AND HANDLING	201.96
770100	726,611.88
TRANSFERS OUT	726,611.88
2000	435,980.56
<b>COUNTY JUDGE</b>	<b>435,980.56</b>
710100	126,601.33
SALARY/OFFICIAL-DEPARTMENT HEAD	126,601.33
710110	178,457.05
SALARY/REGULAR	178,457.05
710130	1,805.24
SALARY/OVERTIME	1,805.24
710140	1,580.17
SALARY/CELL PHONE ALLOWANCE	1,580.17
720100	21,923.79
SOCIAL SECURITY	21,923.79
720110	38,141.47
EMPLOYEE INSURANCE	38,141.47
720120	37,839.43
RETIREMENT	37,839.43
720140	414.72
STATE UNEMPLOYMENT TAX	414.72
730100	2,490.28
OFFICE SUPPLIES	2,490.28
730370	26.00
PERIODICALS	26.00
740530	341.91
MOBILE PHONE AND DATA	341.91
740656	3.98
RENT AND LEASES	3.98
740660	2,824.88
EQUIPMENT RENTAL	2,824.88
740720	23,652.00
INDIGENT INTERMENT	23,652.00
790100	(121.69)
REIMBURSEMENTS CLEARING	(121.69)
2100	506,955.06
<b>HUMAN RESOURCES</b>	<b>506,955.06</b>
710100	114,480.69
SALARY/OFFICIAL-DEPARTMENT HEAD	114,480.69
710110	228,924.16
SALARY/REGULAR	228,924.16
710140	790.09

SALARY/CELL PHONE ALLOWANCE	790.09
720100	25,484.69
SOCIAL SECURITY	25,484.69
720110	58,685.22
EMPLOYEE INSURANCE	58,685.22
720120	42,232.92
RETIREMENT	42,232.92
720140	864.00
STATE UNEMPLOYMENT TAX	864.00
730100	4,339.41
OFFICE SUPPLIES	4,339.41
740120	54.00
MEDICAL SERVICES	54.00
740510	802.85
PROFESSIONAL DEVELOPMENT	802.85
740512	26,116.41
PROFESSIONAL SERVICES	26,116.41
740660	3,712.62
EQUIPMENT RENTAL	3,712.62
740680	468.00
MEMBERSHIP/ASSOCIATION DUES	468.00
2101	1,156.64
CIVIL SERVICE	1,156.64
730100	706.64
OFFICE SUPPLIES	706.64
740512	450.00
PROFESSIONAL SERVICES	450.00
2200	946,094.11
RISK MANAGEMENT	946,094.11
710100	101,189.03
SALARY/OFFICIAL-DEPARTMENT HEAD	101,189.03
710110	367,188.51
SALARY/REGULAR	367,188.51
710140	821.13
SALARY/CELL PHONE ALLOWANCE	821.13
720100	34,952.46
SOCIAL SECURITY	34,952.46
720110	82,654.49
EMPLOYEE INSURANCE	82,654.49
720120	57,573.20
RETIREMENT	57,573.20
720140	1,317.25
STATE UNEMPLOYMENT TAX	1,317.25
730100	9,970.32
OFFICE SUPPLIES	9,970.32
730240	42.44
FUEL	42.44
740120	206,866.09
MEDICAL SERVICES	206,866.09
740140	3,775.86
VEHICLE MAINTENANCE	3,775.86
740510	3,378.00
PROFESSIONAL DEVELOPMENT	3,378.00
740512	18,368.14

PROFESSIONAL SERVICES	18,368.14
740530	1,718.44
MOBILE PHONE AND DATA	1,718.44
740540	2,059.26
TRAVEL EXPENSE	2,059.26
740550	7,688.08
SAFETY PROGRAM	7,688.08
740640	56.61
CONTRACT SERVICES	56.61
740660	4,076.79
EQUIPMENT RENTAL	4,076.79
740680	1,085.00
MEMBERSHIP/ASSOCIATION DUES	1,085.00
740700	16,076.00
INSURANCE/BOND PREMIUMS	16,076.00
740952	3,197.64
BONDS-SURETY	3,197.64
750400	22,061.00
CAPITAL OUTLAY-FURNITURE FIXTURES AND EQUIPMENT	22,061.00
790100	(34.55)
REIMBURSEMENTS CLEARING	(34.55)
730101	12.92
FOOD SUPPLIES	12.92
2300	1,982,391.38
COUNTY CLERK	1,982,391.38
710100	108,974.04
SALARY/OFFICIAL-DEPARTMENT HEAD	108,974.04
710110	1,235,002.92
SALARY/REGULAR	1,235,002.92
710130	3,473.91
SALARY/OVERTIME	3,473.91
720100	99,537.19
SOCIAL SECURITY	99,537.19
720110	331,530.01
EMPLOYEE INSURANCE	331,530.01
720120	165,333.05
RETIREMENT	165,333.05
720140	5,041.15
STATE UNEMPLOYMENT TAX	5,041.15
730100	4,952.81
OFFICE SUPPLIES	4,952.81
730120	658.00
BOOK SUPPLEMENTS	658.00
730170	8,058.50
BIRTH CERTIFICATES	8,058.50
730210	1,802.62
DATA PROCESSING SUPPLIES	1,802.62
740510	1,525.00
PROFESSIONAL DEVELOPMENT	1,525.00
740512	2,475.23
PROFESSIONAL SERVICES	2,475.23
740540	1,403.42
TRAVEL EXPENSE	1,403.42
740580	1,584.00

PRINTING	1,584.00
740640	1,503.86
CONTRACT SERVICES	1,503.86
740660	9,536.67
EQUIPMENT RENTAL	9,536.67
790100	(1.00)
REIMBURSEMENTS CLEARING	(1.00)
2302	329,414.69
COURT COLLECTIONS	329,414.69
710110	201,585.72
SALARY/REGULAR	201,585.72
720100	14,655.26
SOCIAL SECURITY	14,655.26
720110	49,727.11
EMPLOYEE INSURANCE	49,727.11
720120	24,734.57
RETIREMENT	24,734.57
720140	888.80
STATE UNEMPLOYMENT TAX	888.80
730100	845.17
OFFICE SUPPLIES	845.17
730110	10,333.55
POSTAGE	10,333.55
740512	11,065.75
PROFESSIONAL SERVICES	11,065.75
740640	12,650.60
CONTRACT SERVICES	12,650.60
740660	2,828.16
EQUIPMENT RENTAL	2,828.16
740680	100.00
MEMBERSHIP/ASSOCIATION DUES	100.00
2400	246,797.43
VETERANS SERVICE	246,797.43
710100	71,011.69
SALARY/OFFICIAL-DEPARTMENT HEAD	71,011.69
710110	101,420.55
SALARY/REGULAR	101,420.55
720100	12,559.02
SOCIAL SECURITY	12,559.02
720110	34,106.98
EMPLOYEE INSURANCE	34,106.98
720120	21,157.58
RETIREMENT	21,157.58
720140	536.92
STATE UNEMPLOYMENT TAX	536.92
730100	1,515.46
OFFICE SUPPLIES	1,515.46
740510	1,290.00
PROFESSIONAL DEVELOPMENT	1,290.00
740540	1,524.20
TRAVEL EXPENSE	1,524.20
740620	143.91
ELECTRICITY	143.91
740660	1,531.12



EQUIPMENT RENTAL	1,531.12
2500	1,597,782.40
ELECTIONS ADMINISTRATOR	1,597,782.40
710100	80,907.26
SALARY/OFFICIAL-DEPARTMENT HEAD	80,907.26
710110	917,915.26
SALARY/REGULAR	917,915.26
710130	111,971.08
SALARY/OVERTIME	111,971.08
720100	83,666.24
SOCIAL SECURITY	83,666.24
720110	104,182.26
EMPLOYEE INSURANCE	104,182.26
720120	77,907.58
RETIREMENT	77,907.58
720140	6,810.84
STATE UNEMPLOYMENT TAX	6,810.84
730100	35,917.07
OFFICE SUPPLIES	35,917.07
730210	12,490.05
DATA PROCESSING SUPPLIES	12,490.05
730220	489.17
REPLACEMENTS	489.17
730240	50.50
FUEL	50.50
730250	56.94
SHOP SUPPLIES	56.94
730320	312.90
IT HARDWARE	312.90
730330	52.99
IT SOFTWARE	52.99
740140	232.36
VEHICLE MAINTENANCE	232.36
740512	105,503.88
PROFESSIONAL SERVICES	105,503.88
740530	7,633.14
MOBILE PHONE AND DATA	7,633.14
740540	4,109.98
TRAVEL EXPENSE	4,109.98
740580	29,192.26
PRINTING	29,192.26
740620	15,445.27
ELECTRICITY	15,445.27
740628	1,536.00
TELEPHONE-FIBER OPTIC-RESTRICTED	1,536.00
740640	110.00
CONTRACT SERVICES	110.00
740656	300.00
RENT AND LEASES	300.00
740660	285.91
EQUIPMENT RENTAL	285.91
740970	322.10
FREIGHT AND HANDLING	322.10
790100	(2.64)

REIMBURSEMENTS CLEARING	(2.64)
740627	384.00
TELEPHONE-RESTRICTED	384.00
2501	82,575.95
VOTER REGISTRATION	82,575.95
710110	27,869.54
SALARY/REGULAR	27,869.54
710130	34.40
SALARY/OVERTIME	34.40
720100	2,134.65
SOCIAL SECURITY	2,134.65
720140	448.89
STATE UNEMPLOYMENT TAX	448.89
730100	23,802.41
OFFICE SUPPLIES	23,802.41
730210	1,934.00
DATA PROCESSING SUPPLIES	1,934.00
740512	6,490.00
PROFESSIONAL SERVICES	6,490.00
740530	574.12
MOBILE PHONE AND DATA	574.12
740540	536.44
TRAVEL EXPENSE	536.44
740580	10,543.50
PRINTING	10,543.50
750400	8,208.00
CAPITAL OUTLAY-FURNITURE FIXTURES AND EQUIPMENT	8,208.00
2600	9,699,082.36
INFORMATION TECHNOLOGY	9,699,082.36
710100	106,314.94
SALARY/OFFICIAL-DEPARTMENT HEAD	106,314.94
710110	2,008,027.37
SALARY/REGULAR	2,008,027.37
710140	5,139.92
SALARY/CELL PHONE ALLOWANCE	5,139.92
720100	158,220.71
SOCIAL SECURITY	158,220.71
720110	314,583.04
EMPLOYEE INSURANCE	314,583.04
720120	260,082.29
RETIREMENT	260,082.29
720140	5,068.87
STATE UNEMPLOYMENT TAX	5,068.87
730100	57,889.25
OFFICE SUPPLIES	57,889.25
730110	2,311.55
POSTAGE	2,311.55
730220	799.77
REPLACEMENTS	799.77
730240	2,572.17
FUEL	2,572.17
730320	313,608.84
IT HARDWARE	313,608.84
730330	329,210.29

IT SOFTWARE	329,210.29
730332	297,943.89
TELEPHONE-REPAIRS/REPLACEMENT-RESTRICTED	297,943.89
740110	2,009,219.41
IT SOFTWARE MAINTENANCE	2,009,219.41
740140	389.32
VEHICLE MAINTENANCE	389.32
740420	3,578.70
COURIER SERVICE	3,578.70
740510	8,958.28
PROFESSIONAL DEVELOPMENT	8,958.28
740512	318,220.88
PROFESSIONAL SERVICES	318,220.88
740530	22,926.23
MOBILE PHONE AND DATA	22,926.23
740540	2,131.68
TRAVEL EXPENSE	2,131.68
740620	95.00
ELECTRICITY	95.00
740628	619,687.20
TELEPHONE-FIBER OPTIC-RESTRICTED	619,687.20
740660	1,160.38
EQUIPMENT RENTAL	1,160.38
740680	175.00
MEMBERSHIP/ASSOCIATION DUES	175.00
750400	1,976,901.46
CAPITAL OUTLAY-FURNITURE FIXTURES AND EQUIPMENT	1,976,901.46
750500	113,750.00
CAPITAL OUTLAY-INTANGIBLES	113,750.00
750600	106,816.30
CAPITAL OUTLAY-VEHICLES	106,816.30
750800	561,731.49
MAJOR PROJECTS	561,731.49
790100	(8.17)
REIMBURSEMENTS CLEARING	(8.17)
740260	18.69
INTEREST ON CREDIT CARDS	18.69
740627	87,205.36
TELEPHONE-RESTRICTED	87,205.36
740100	4,352.25
IT HARDWARE MAINTENANCE	4,352.25
2700	2,943,272.59
DISTRICT CLERK	2,943,272.59
710100	108,974.04
SALARY/OFFICIAL-DEPARTMENT HEAD	108,974.04
710110	1,859,129.05
SALARY/REGULAR	1,859,129.05
720100	145,062.19
SOCIAL SECURITY	145,062.19
720110	546,510.14
EMPLOYEE INSURANCE	546,510.14
720120	241,486.55
RETIREMENT	241,486.55
720140	8,614.23

STATE UNEMPLOYMENT TAX	8,614.23
730100	11,386.34
OFFICE SUPPLIES	11,386.34
740510	930.00
PROFESSIONAL DEVELOPMENT	930.00
740540	1,346.55
TRAVEL EXPENSE	1,346.55
740580	750.00
PRINTING	750.00
740640	181.09
CONTRACT SERVICES	181.09
740660	18,852.41
EQUIPMENT RENTAL	18,852.41
740680	50.00
MEMBERSHIP/ASSOCIATION DUES	50.00
2800	2,420,803.26
COUNTY ATTORNEY	2,420,803.26
710100	150,606.92
SALARY/OFFICIAL-DEPARTMENT HEAD	150,606.92
710110	1,500,540.70
SALARY/REGULAR	1,500,540.70
710130	403.00
SALARY/OVERTIME	403.00
710140	1,512.21
SALARY/CELL PHONE ALLOWANCE	1,512.21
720100	127,530.57
SOCIAL SECURITY	127,530.57
720110	240,157.83
EMPLOYEE INSURANCE	240,157.83
720120	206,249.37
RETIREMENT	206,249.37
720140	4,333.08
STATE UNEMPLOYMENT TAX	4,333.08
730100	6,707.35
OFFICE SUPPLIES	6,707.35
730120	23,178.02
BOOK SUPPLEMENTS	23,178.02
730330	25.56
IT SOFTWARE	25.56
740220	142,081.36
LEGAL/LITIGATION COSTS	142,081.36
740420	233.90
COURIER SERVICE	233.90
740510	5,862.24
PROFESSIONAL DEVELOPMENT	5,862.24
740540	1,869.54
TRAVEL EXPENSE	1,869.54
740580	1,234.08
PRINTING	1,234.08
740640	114.72
CONTRACT SERVICES	114.72
740660	7,218.54
EQUIPMENT RENTAL	7,218.54
740680	770.00

MEMBERSHIP/ASSOCIATION DUES	770.00
790100	(21.73)
REIMBURSEMENTS CLEARING	(21.73)
740450	196.00
SERVICE/CITATIONS	196.00
2801	45,620.03
COUNTY ATTORNEY STATE FUNDS	45,620.03
710150	35,265.00
SALARY/SPECIAL PAY	35,265.00
730100	1,994.78
OFFICE SUPPLIES	1,994.78
740220	(1,274.94)
LEGAL/LITIGATION COSTS	(1,274.94)
740504	2,970.99
ONLINE SERVICES	2,970.99
740510	1,338.20
PROFESSIONAL DEVELOPMENT	1,338.20
740680	3,696.00
MEMBERSHIP/ASSOCIATION DUES	3,696.00
740690	1,630.00
COURT COST	1,630.00
3000	2,584,438.03
BUILDING CUSTODIAL SERVICES	2,584,438.03
710100	88,166.37
SALARY/OFFICIAL-DEPARTMENT HEAD	88,166.37
710110	1,461,710.67
SALARY/REGULAR	1,461,710.67
710130	104,712.60
SALARY/OVERTIME	104,712.60
720100	123,644.20
SOCIAL SECURITY	123,644.20
720110	318,298.90
EMPLOYEE INSURANCE	318,298.90
720120	202,998.60
RETIREMENT	202,998.60
720140	9,252.66
STATE UNEMPLOYMENT TAX	9,252.66
730100	10,419.17
OFFICE SUPPLIES	10,419.17
730140	173,796.43
JANITOR SUPPLIES	173,796.43
730220	7,496.36
REPLACEMENTS	7,496.36
730240	1,179.40
FUEL	1,179.40
730250	600.47
SHOP SUPPLIES	600.47
730260	1,503.98
VEHICLE SUPPLIES	1,503.98
730310	7,987.33
UNIFORMS	7,987.33
730390	(1,797.20)
MEDICAL SUPPLIES	(1,797.20)
740140	16,044.30

VEHICLE MAINTENANCE	16,044.30
740510	2,148.00
PROFESSIONAL DEVELOPMENT	2,148.00
740512	45,899.99
PROFESSIONAL SERVICES	45,899.99
740530	6,619.12
MOBILE PHONE AND DATA	6,619.12
740540	1,459.01
TRAVEL EXPENSE	1,459.01
740622	168.00
GAS	168.00
740660	2,069.67
EQUIPMENT RENTAL	2,069.67
740680	60.00
MEMBERSHIP/ASSOCIATION DUES	60.00
3100	5,439,163.63
BUILDING MAINTENANCE/CONSTRUCTION	5,439,163.63
710100	104,017.00
SALARY/OFFICIAL-DEPARTMENT HEAD	104,017.00
710110	1,937,967.60
SALARY/REGULAR	1,937,967.60
710130	103,497.48
SALARY/OVERTIME	103,497.48
720100	160,786.97
SOCIAL SECURITY	160,786.97
720110	448,867.27
EMPLOYEE INSURANCE	448,867.27
720120	265,540.19
RETIREMENT	265,540.19
720140	6,624.00
STATE UNEMPLOYMENT TAX	6,624.00
730100	55,198.25
OFFICE SUPPLIES	55,198.25
730140	166.60
JANITOR SUPPLIES	166.60
730220	724,412.38
REPLACEMENTS	724,412.38
730240	66,007.69
FUEL	66,007.69
730262	56.23
RADIO SUPPLIES	56.23
730310	654.25
UNIFORMS	654.25
740140	19,445.25
VEHICLE MAINTENANCE	19,445.25
740150	33,058.16
LANDSCAPE MAINTENANCE	33,058.16
740510	3,159.95
PROFESSIONAL DEVELOPMENT	3,159.95
740512	117,613.03
PROFESSIONAL SERVICES	117,613.03
740530	11,044.66
MOBILE PHONE AND DATA	11,044.66
740620	901,143.05

ELECTRICITY	901,143.05
740622	13,888.09
GAS	13,888.09
740624	129,359.13
WATER AND SEWER	129,359.13
740640	122,401.93
CONTRACT SERVICES	122,401.93
740660	6,405.07
EQUIPMENT RENTAL	6,405.07
750600	206,843.32
CAPITAL OUTLAY-VEHICLES	206,843.32
750800	1,007.07
MAJOR PROJECTS	1,007.07
790100	(0.99)
REIMBURSEMENTS CLEARING	(0.99)
3200	1,848,462.77
OTHER	1,848,462.77
740500	1,848,462.77
ECONOMIC DEVELOPMENT	1,848,462.77
3210	11,170,511.35
NON-DEPARTMENTAL	11,170,511.35
720110	3,946,110.00
EMPLOYEE INSURANCE	3,946,110.00
720130	1,350,000.00
WORKERS COMPENSATION	1,350,000.00
720140	14,921.04
STATE UNEMPLOYMENT TAX	14,921.04
730100	1,055.64
OFFICE SUPPLIES	1,055.64
730110	410,467.10
POSTAGE	410,467.10
740210	105,762.50
PSYCHOLOGICAL/PSYCHIATRIC SERVICE	105,762.50
740400	60,000.00
AUDIT	60,000.00
740420	157.06
COURIER SERVICE	157.06
740502	1,607,075.46
CENTRAL APPRAISAL DISTRICT	1,607,075.46
740512	203,027.79
PROFESSIONAL SERVICES	203,027.79
740570	16,803.37
ADVERTISING	16,803.37
740640	1,412,129.10
CONTRACT SERVICES	1,412,129.10
740642	15,000.00
SOIL CONSERVATION	15,000.00
740680	25,559.84
MEMBERSHIP/ASSOCIATION DUES	25,559.84
740690	2,441.00
COURT COST	2,441.00
740700	2,000,000.00
INSURANCE/BOND PREMIUMS	2,000,000.00
730410	1.45

INVOICE TOLERANCE*	1.45
3220	113,387.79
ALTERNATE DISPUTE RESOLUTION	113,387.79
740512	113,387.79
PROFESSIONAL SERVICES	113,387.79
3230	100,185.76
DEPARTMENT OF PUBLIC SAFETY	100,185.76
710110	67,086.58
SALARY/REGULAR	67,086.58
720100	5,024.09
SOCIAL SECURITY	5,024.09
720110	19,555.72
EMPLOYEE INSURANCE	19,555.72
720120	8,231.37
RETIREMENT	8,231.37
720140	288.00
STATE UNEMPLOYMENT TAX	288.00
3240	196,254.40
HISTORICAL COMMISSION	196,254.40
740640	46,254.40
CONTRACT SERVICES	46,254.40
750800	150,000.00
MAJOR PROJECTS	150,000.00
3250	32,643.22
CHILD WELFARE	32,643.22
710120	8,195.00
SALARY/OTHER	8,195.00
730160	5,881.36
CLOTHING	5,881.36
730170	323.00
BIRTH CERTIFICATES	323.00
740512	1,020.00
PROFESSIONAL SERVICES	1,020.00
740560	1,722.20
TRANSPORTATION	1,722.20
740628	843.64
TELEPHONE-FIBER OPTIC-RESTRICTED	843.64
740770	14,617.24
ALLOWANCE	14,617.24
740780	40.78
FOSTER CARE	40.78
3300	945,290.39
PURCHASING AGENT	945,290.39
710100	116,582.72
SALARY/OFFICIAL-DEPARTMENT HEAD	116,582.72
710110	560,625.98
SALARY/REGULAR	560,625.98
710130	1,391.45
SALARY/OVERTIME	1,391.45
720100	50,012.06
SOCIAL SECURITY	50,012.06
720110	115,358.74
EMPLOYEE INSURANCE	115,358.74
720120	83,264.01



RETIREMENT	83,264.01
720140	1,728.68
STATE UNEMPLOYMENT TAX	1,728.68
730100	5,441.66
OFFICE SUPPLIES	5,441.66
730330	3,960.00
IT SOFTWARE	3,960.00
740140	56.80
VEHICLE MAINTENANCE	56.80
740510	4,355.00
PROFESSIONAL DEVELOPMENT	4,355.00
740530	379.90
MOBILE PHONE AND DATA	379.90
740540	742.28
TRAVEL EXPENSE	742.28
740680	1,394.00
MEMBERSHIP/ASSOCIATION DUES	1,394.00
790100	(2.89)
REIMBURSEMENTS CLEARING	(2.89)
3400	1,698,511.03
COUNTY AUDITOR	1,698,511.03
710100	106,923.08
SALARY/OFFICIAL-DEPARTMENT HEAD	106,923.08
710110	1,097,135.97
SALARY/REGULAR	1,097,135.97
710130	1,478.01
SALARY/OVERTIME	1,478.01
720100	89,031.72
SOCIAL SECURITY	89,031.72
720110	218,290.87
EMPLOYEE INSURANCE	218,290.87
720120	147,919.88
RETIREMENT	147,919.88
720140	3,829.88
STATE UNEMPLOYMENT TAX	3,829.88
730100	8,016.14
OFFICE SUPPLIES	8,016.14
730260	8.43
VEHICLE SUPPLIES	8.43
740140	2,025.15
VEHICLE MAINTENANCE	2,025.15
740510	2,040.00
PROFESSIONAL DEVELOPMENT	2,040.00
740512	790.50
PROFESSIONAL SERVICES	790.50
740530	401.10
MOBILE PHONE AND DATA	401.10
740540	3,166.75
TRAVEL EXPENSE	3,166.75
740640	9,500.00
CONTRACT SERVICES	9,500.00
740660	8,325.11
EQUIPMENT RENTAL	8,325.11
740680	415.00

MEMBERSHIP/ASSOCIATION DUES	415.00
740970	15.33
FREIGHT AND HANDLING	15.33
790100	(801.89)
REIMBURSEMENTS CLEARING	(801.89)
3500	263,426.80
BUDGET OFFICE	263,426.80
710100	102,321.95
SALARY/OFFICIAL-DEPARTMENT HEAD	102,321.95
710110	91,799.23
SALARY/REGULAR	91,799.23
710140	790.09
SALARY/CELL PHONE ALLOWANCE	790.09
720100	14,622.70
SOCIAL SECURITY	14,622.70
720110	26,724.51
EMPLOYEE INSURANCE	26,724.51
720120	23,915.65
RETIREMENT	23,915.65
720140	441.00
STATE UNEMPLOYMENT TAX	441.00
730100	260.05
OFFICE SUPPLIES	260.05
740510	165.00
PROFESSIONAL DEVELOPMENT	165.00
740580	236.46
PRINTING	236.46
740660	2,150.16
EQUIPMENT RENTAL	2,150.16
3600	601,229.37
COUNTY TREASURER	601,229.37
710100	117,257.22
SALARY/OFFICIAL-DEPARTMENT HEAD	117,257.22
710110	298,837.91
SALARY/REGULAR	298,837.91
710130	4,934.49
SALARY/OVERTIME	4,934.49
720100	31,032.98
SOCIAL SECURITY	31,032.98
720110	78,235.76
EMPLOYEE INSURANCE	78,235.76
720120	51,660.27
RETIREMENT	51,660.27
720140	1,008.00
STATE UNEMPLOYMENT TAX	1,008.00
730100	10,457.84
OFFICE SUPPLIES	10,457.84
730220	293.60
REPLACEMENTS	293.60
740510	2,580.98
PROFESSIONAL DEVELOPMENT	2,580.98
740512	2,091.63
PROFESSIONAL SERVICES	2,091.63
740540	395.73

TRAVEL EXPENSE	395.73
740660	2,787.96
EQUIPMENT RENTAL	2,787.96
740680	460.00
MEMBERSHIP/ASSOCIATION DUES	460.00
790100	(805.00)
REIMBURSEMENTS CLEARING	(805.00)
3700	3,692,749.68
TAX ASSESSOR/COLLECTOR	3,692,749.68
710100	126,905.26
SALARY/OFFICIAL-DEPARTMENT HEAD	126,905.26
710110	2,285,697.63
SALARY/REGULAR	2,285,697.63
710130	138.81
SALARY/OVERTIME	138.81
710140	790.07
SALARY/CELL PHONE ALLOWANCE	790.07
720100	177,335.49
SOCIAL SECURITY	177,335.49
720110	596,123.46
EMPLOYEE INSURANCE	596,123.46
720120	296,139.12
RETIREMENT	296,139.12
720140	9,206.51
STATE UNEMPLOYMENT TAX	9,206.51
730100	35,432.73
OFFICE SUPPLIES	35,432.73
730210	24,471.61
DATA PROCESSING SUPPLIES	24,471.61
730320	384.77
IT HARDWARE	384.77
740110	300.00
IT SOFTWARE MAINTENANCE	300.00
740510	5,580.00
PROFESSIONAL DEVELOPMENT	5,580.00
740540	1,687.83
TRAVEL EXPENSE	1,687.83
740580	30,469.44
PRINTING	30,469.44
740620	19,556.78
ELECTRICITY	19,556.78
740640	78,921.57
CONTRACT SERVICES	78,921.57
740660	103.60
EQUIPMENT RENTAL	103.60
740680	3,170.00
MEMBERSHIP/ASSOCIATION DUES	3,170.00
790100	(260.00)
REIMBURSEMENTS CLEARING	(260.00)
740100	595.00
IT HARDWARE MAINTENANCE	595.00
3701	301.50
TAC SPECIAL INVENTORY TAX	301.50
740510	225.00

PROFESSIONAL DEVELOPMENT	225.00
740540	76.50
TRAVEL EXPENSE	76.50
4000	1,656,940.34
ENVIRONMENTAL HEALTH	1,656,940.34
710100	106,778.52
SALARY/OFFICIAL-DEPARTMENT HEAD	106,778.52
710110	1,064,416.40
SALARY/REGULAR	1,064,416.40
720100	85,209.93
SOCIAL SECURITY	85,209.93
720110	205,842.74
EMPLOYEE INSURANCE	205,842.74
720120	143,724.78
RETIREMENT	143,724.78
720140	3,024.56
STATE UNEMPLOYMENT TAX	3,024.56
730100	8,255.42
OFFICE SUPPLIES	8,255.42
730240	2,692.24
FUEL	2,692.24
740140	1,165.82
VEHICLE MAINTENANCE	1,165.82
740510	690.00
PROFESSIONAL DEVELOPMENT	690.00
740528	18,884.75
PROFESSIONAL SERVICES-STORMWATER	18,884.75
740530	8,355.06
MOBILE PHONE AND DATA	8,355.06
740540	3,070.56
TRAVEL EXPENSE	3,070.56
740660	3,249.56
EQUIPMENT RENTAL	3,249.56
740680	1,580.00
MEMBERSHIP/ASSOCIATION DUES	1,580.00
4001	406,143.04
PERMITS	406,143.04
710100	80,406.22
SALARY/OFFICIAL-DEPARTMENT HEAD	80,406.22
710110	192,723.66
SALARY/REGULAR	192,723.66
710140	790.09
SALARY/CELL PHONE ALLOWANCE	790.09
720100	20,206.26
SOCIAL SECURITY	20,206.26
720110	68,466.09
EMPLOYEE INSURANCE	68,466.09
720120	33,610.00
RETIREMENT	33,610.00
720140	1,008.00
STATE UNEMPLOYMENT TAX	1,008.00
730100	4,680.49
OFFICE SUPPLIES	4,680.49
740580	669.48

PRINTING	669.48
740660	3,282.75
EQUIPMENT RENTAL	3,282.75
740680	300.00
MEMBERSHIP/ASSOCIATION DUES	300.00
4100	3,786,490.54
ANIMAL SERVICES	3,786,490.54
710100	97,889.38
SALARY/OFFICIAL-DEPARTMENT HEAD	97,889.38
710110	1,806,645.28
SALARY/REGULAR	1,806,645.28
710130	75,279.08
SALARY/OVERTIME	75,279.08
710140	5,764.40
SALARY/CELL PHONE ALLOWANCE	5,764.40
720100	147,475.62
SOCIAL SECURITY	147,475.62
720110	482,605.43
EMPLOYEE INSURANCE	482,605.43
720120	243,631.28
RETIREMENT	243,631.28
720140	8,377.22
STATE UNEMPLOYMENT TAX	8,377.22
730100	266,060.41
OFFICE SUPPLIES	266,060.41
730220	5,103.65
REPLACEMENTS	5,103.65
730290	60,265.00
SPAY/NEUTER PROGRAM EXPENSE	60,265.00
730310	8,841.13
UNIFORMS	8,841.13
730330	51.95
IT SOFTWARE	51.95
730390	430,329.97
MEDICAL SUPPLIES	430,329.97
740120	315.66
MEDICAL SERVICES	315.66
740140	42,590.29
VEHICLE MAINTENANCE	42,590.29
740420	1,063.69
COURIER SERVICE	1,063.69
740510	2,624.23
PROFESSIONAL DEVELOPMENT	2,624.23
740512	12,903.99
PROFESSIONAL SERVICES	12,903.99
740530	4,199.30
MOBILE PHONE AND DATA	4,199.30
740540	7,344.89
TRAVEL EXPENSE	7,344.89
740580	1,423.32
PRINTING	1,423.32
740620	58,589.54
ELECTRICITY	58,589.54
740640	75.98

CONTRACT SERVICES	75.98
740660	17,485.31
EQUIPMENT RENTAL	17,485.31
790100	(445.46)
REIMBURSEMENTS CLEARING	(445.46)
4200	1,684,312.39
FORENSIC SERVICES	1,684,312.39
710100	228,531.54
SALARY/OFFICIAL-DEPARTMENT HEAD	228,531.54
710110	681,871.83
SALARY/REGULAR	681,871.83
710130	26,239.20
SALARY/OVERTIME	26,239.20
720100	57,849.14
SOCIAL SECURITY	57,849.14
720110	94,047.63
EMPLOYEE INSURANCE	94,047.63
720120	115,002.07
RETIREMENT	115,002.07
720140	1,445.76
STATE UNEMPLOYMENT TAX	1,445.76
730100	25,139.63
OFFICE SUPPLIES	25,139.63
730110	2,064.90
POSTAGE	2,064.90
730120	(300.00)
BOOK SUPPLEMENTS	(300.00)
730140	(33.58)
JANITOR SUPPLIES	(33.58)
730210	1,937.30
DATA PROCESSING SUPPLIES	1,937.30
730240	969.23
FUEL	969.23
730310	182.86
UNIFORMS	182.86
730390	43,686.39
MEDICAL SUPPLIES	43,686.39
740120	1,905.30
MEDICAL SERVICES	1,905.30
740140	545.68
VEHICLE MAINTENANCE	545.68
740510	1,120.00
PROFESSIONAL DEVELOPMENT	1,120.00
740512	15,813.49
PROFESSIONAL SERVICES	15,813.49
740530	2,349.81
MOBILE PHONE AND DATA	2,349.81
740540	4,641.56
TRAVEL EXPENSE	4,641.56
740560	140,500.00
TRANSPORTATION	140,500.00
740620	17,278.60
ELECTRICITY	17,278.60
740640	216,117.16

CONTRACT SERVICES	216,117.16
740660	4,251.89
EQUIPMENT RENTAL	4,251.89
740680	1,155.00
MEMBERSHIP/ASSOCIATION DUES	1,155.00
4300	127.92
MCCD-COUNTY APPROPRIATIONS (CDBG)	127.92
730100	127.92
OFFICE SUPPLIES	127.92
740512	-
PROFESSIONAL SERVICES	-
4400	858,651.30
CONVENTION CENTER	858,651.30
710100	115,732.73
SALARY/OFFICIAL-DEPARTMENT HEAD	115,732.73
710110	236,521.73
SALARY/REGULAR	236,521.73
710130	5,210.10
SALARY/OVERTIME	5,210.10
720100	26,673.95
SOCIAL SECURITY	26,673.95
720110	78,332.89
EMPLOYEE INSURANCE	78,332.89
720120	44,094.31
RETIREMENT	44,094.31
720140	1,299.42
STATE UNEMPLOYMENT TAX	1,299.42
730100	20,507.52
OFFICE SUPPLIES	20,507.52
730140	10,241.05
JANITOR SUPPLIES	10,241.05
730220	18,657.12
REPLACEMENTS	18,657.12
730240	406.63
FUEL	406.63
730260	223.94
VEHICLE SUPPLIES	223.94
730262	1,354.57
RADIO SUPPLIES	1,354.57
730310	1,080.08
UNIFORMS	1,080.08
730350	130.93
AGRICULTURE SUPPLIES	130.93
740140	7,181.50
VEHICLE MAINTENANCE	7,181.50
740150	51,020.45
LANDSCAPE MAINTENANCE	51,020.45
740510	1,225.00
PROFESSIONAL DEVELOPMENT	1,225.00
740512	52,082.27
PROFESSIONAL SERVICES	52,082.27
740530	2,288.61
MOBILE PHONE AND DATA	2,288.61
740540	4,104.37

TRAVEL EXPENSE	4,104.37
740570	10,780.00
ADVERTISING	10,780.00
740580	135.00
PRINTING	135.00
740620	144,038.25
ELECTRICITY	144,038.25
740640	21,650.92
CONTRACT SERVICES	21,650.92
740660	3,277.56
EQUIPMENT RENTAL	3,277.56
740680	620.00
MEMBERSHIP/ASSOCIATION DUES	620.00
740750	(129.60)
REMODEL	(129.60)
790100	(90.00)
REIMBURSEMENTS CLEARING	(90.00)
4500	7,760,688.10
MEMORIAL LIBRARY	7,760,688.10
710100	119,622.82
SALARY/OFFICIAL-DEPARTMENT HEAD	119,622.82
710110	4,603,747.58
SALARY/REGULAR	4,603,747.58
710130	-
SALARY/OVERTIME	-
720100	350,997.40
SOCIAL SECURITY	350,997.40
720110	1,134,291.56
EMPLOYEE INSURANCE	1,134,291.56
720120	579,557.63
RETIREMENT	579,557.63
720140	21,702.69
STATE UNEMPLOYMENT TAX	21,702.69
730100	99,224.16
OFFICE SUPPLIES	99,224.16
730210	7,363.58
DATA PROCESSING SUPPLIES	7,363.58
730220	7,417.50
REPLACEMENTS	7,417.50
730240	1,349.73
FUEL	1,349.73
730250	16.97
SHOP SUPPLIES	16.97
730320	9,787.56
IT HARDWARE	9,787.56
730370	70,295.95
PERIODICALS	70,295.95
730380	92,595.19
AUDIO/VISUAL SUPPLIES	92,595.19
740140	1,516.85
VEHICLE MAINTENANCE	1,516.85
740510	490.00
PROFESSIONAL DEVELOPMENT	490.00
740512	158,132.60



PROFESSIONAL SERVICES	158,132.60
740530	645.80
MOBILE PHONE AND DATA	645.80
740540	3,259.13
TRAVEL EXPENSE	3,259.13
740580	780.65
PRINTING	780.65
740620	154,588.23
ELECTRICITY	154,588.23
740640	376.25
CONTRACT SERVICES	376.25
740660	7,611.12
EQUIPMENT RENTAL	7,611.12
750700	335,317.15
CAPITAL OUTLAY-BOOKS	335,317.15
4600	583,795.53
EXTENSION AGENTS	583,795.53
710110	225,258.51
SALARY/REGULAR	225,258.51
710120	149,305.69
SALARY/OTHER	149,305.69
710130	18.46
SALARY/OVERTIME	18.46
720100	28,173.67
SOCIAL SECURITY	28,173.67
720110	104,814.66
EMPLOYEE INSURANCE	104,814.66
720120	27,627.68
RETIREMENT	27,627.68
720140	1,584.00
STATE UNEMPLOYMENT TAX	1,584.00
730100	6,645.66
OFFICE SUPPLIES	6,645.66
730210	1,218.36
DATA PROCESSING SUPPLIES	1,218.36
740510	840.00
PROFESSIONAL DEVELOPMENT	840.00
740512	75.00
PROFESSIONAL SERVICES	75.00
740540	14,044.60
TRAVEL EXPENSE	14,044.60
740620	13,128.07
ELECTRICITY	13,128.07
740660	9,842.24
EQUIPMENT RENTAL	9,842.24
740680	1,190.00
MEMBERSHIP/ASSOCIATION DUES	1,190.00
730101	28.93
FOOD SUPPLIES	28.93
5000	576,960.59
AIRPORT	576,960.59
710100	90,351.31
SALARY/OFFICIAL-DEPARTMENT HEAD	90,351.31
710110	273,654.61

SALARY/REGULAR	273,654.61
710140	758.31
SALARY/CELL PHONE ALLOWANCE	758.31
720100	27,136.65
SOCIAL SECURITY	27,136.65
720110	68,466.09
EMPLOYEE INSURANCE	68,466.09
720120	44,736.38
RETIREMENT	44,736.38
720140	1,467.78
STATE UNEMPLOYMENT TAX	1,467.78
730100	1,312.61
OFFICE SUPPLIES	1,312.61
730110	6.11
POSTAGE	6.11
730220	7,469.37
REPLACEMENTS	7,469.37
730240	5,243.57
FUEL	5,243.57
730250	1,243.13
SHOP SUPPLIES	1,243.13
730260	33.76
VEHICLE SUPPLIES	33.76
730310	187.80
UNIFORMS	187.80
730350	81.50
AGRICULTURE SUPPLIES	81.50
740140	2,110.50
VEHICLE MAINTENANCE	2,110.50
740150	8,034.00
LANDSCAPE MAINTENANCE	8,034.00
740510	400.00
PROFESSIONAL DEVELOPMENT	400.00
740512	1,000.00
PROFESSIONAL SERVICES	1,000.00
740530	1,478.07
MOBILE PHONE AND DATA	1,478.07
740570	125.00
ADVERTISING	125.00
740580	429.12
PRINTING	429.12
740620	38,183.61
ELECTRICITY	38,183.61
740622	15.10
GAS	15.10
740640	95.00
CONTRACT SERVICES	95.00
740660	1,996.10
EQUIPMENT RENTAL	1,996.10
740680	925.00
MEMBERSHIP/ASSOCIATION DUES	925.00
740970	20.11
FREIGHT AND HANDLING	20.11
5050	144,942.27

CUSTOMS	144,942.27
730100	95.18
OFFICE SUPPLIES	95.18
730240	41.00
FUEL	41.00
740512	138,664.99
PROFESSIONAL SERVICES	138,664.99
740640	4,700.83
CONTRACT SERVICES	4,700.83
740660	1,440.27
EQUIPMENT RENTAL	1,440.27
5060	679.65
ARF	679.65
740140	679.65
VEHICLE MAINTENANCE	679.65
5100	9,683,730.91
DISTRICT ATTORNEY	9,683,730.91
710100	32,197.06
SALARY/OFFICIAL-DEPARTMENT HEAD	32,197.06
710110	6,772,935.38
SALARY/REGULAR	6,772,935.38
710130	12,588.70
SALARY/OVERTIME	12,588.70
710140	790.09
SALARY/CELL PHONE ALLOWANCE	790.09
710150	144,292.91
SALARY/SPECIAL PAY	144,292.91
720100	518,297.35
SOCIAL SECURITY	518,297.35
720110	946,962.69
EMPLOYEE INSURANCE	946,962.69
720120	855,004.43
RETIREMENT	855,004.43
720140	14,768.05
STATE UNEMPLOYMENT TAX	14,768.05
730100	62,249.38
OFFICE SUPPLIES	62,249.38
730120	11,536.20
BOOK SUPPLEMENTS	11,536.20
730140	(7,905.11)
JANITOR SUPPLIES	(7,905.11)
730240	29,025.83
FUEL	29,025.83
730280	572.85
CANINE EXPENSES	572.85
730310	6,557.52
UNIFORMS	6,557.52
730330	6,913.41
IT SOFTWARE	6,913.41
730390	(7,145.47)
MEDICAL SUPPLIES	(7,145.47)
740140	33,240.27
VEHICLE MAINTENANCE	33,240.27
740160	7,768.71

SPECIAL INVESTIGATION	7,768.71
740220	74.39
LEGAL/LITIGATION COSTS	74.39
740420	826.81
COURIER SERVICE	826.81
740484	132.00
COURT REPORTER TRANSCRIPT	132.00
740504	38,116.57
ONLINE SERVICES	38,116.57
740510	21,584.42
PROFESSIONAL DEVELOPMENT	21,584.42
740512	36,694.33
PROFESSIONAL SERVICES	36,694.33
740530	19,011.56
MOBILE PHONE AND DATA	19,011.56
740540	23,571.05
TRAVEL EXPENSE	23,571.05
740580	59.88
PRINTING	59.88
740640	5,240.86
CONTRACT SERVICES	5,240.86
740660	51,780.27
EQUIPMENT RENTAL	51,780.27
740680	40.45
MEMBERSHIP/ASSOCIATION DUES	40.45
750400	3,200.00
CAPITAL OUTLAY-FURNITURE FIXTURES AND EQUIPMENT	3,200.00
750600	42,748.07
CAPITAL OUTLAY-VEHICLES	42,748.07
5101	12,949.96
DISTRICT ATTORNEY STATE FUNDS	12,949.96
710150	8,648.06
SALARY/SPECIAL PAY	8,648.06
720100	642.12
SOCIAL SECURITY	642.12
720110	1,351.04
EMPLOYEE INSURANCE	1,351.04
720120	1,061.13
RETIREMENT	1,061.13
720140	1.57
STATE UNEMPLOYMENT TAX	1.57
730100	1,136.04
OFFICE SUPPLIES	1,136.04
740680	110.00
MEMBERSHIP/ASSOCIATION DUES	110.00
5200	1,194,978.20
OFFICE OF HOMELAND SECURITY & EMERGENCY MANAGEMENT	1,194,978.20
710100	68,313.55
SALARY/OFFICIAL-DEPARTMENT HEAD	68,313.55
710110	272,610.33
SALARY/REGULAR	272,610.33
710130	2,075.91
SALARY/OVERTIME	2,075.91
720100	25,542.03

SOCIAL SECURITY	25,542.03
720110	45,916.82
EMPLOYEE INSURANCE	45,916.82
720120	42,163.02
RETIREMENT	42,163.02
720140	634.67
STATE UNEMPLOYMENT TAX	634.67
730100	692,477.32
OFFICE SUPPLIES	692,477.32
730240	1,698.87
FUEL	1,698.87
730260	776.00
VEHICLE SUPPLIES	776.00
730390	-
MEDICAL SUPPLIES	-
740140	594.50
VEHICLE MAINTENANCE	594.50
740530	3,448.92
MOBILE PHONE AND DATA	3,448.92
740540	1,013.26
TRAVEL EXPENSE	1,013.26
740620	28,595.46
ELECTRICITY	28,595.46
740640	95.00
CONTRACT SERVICES	95.00
740660	2,930.95
EQUIPMENT RENTAL	2,930.95
750400	6,123.51
CAPITAL OUTLAY-FURNITURE FIXTURES AND EQUIPMENT	6,123.51
790100	(31.92)
REIMBURSEMENTS CLEARING	(31.92)
5300	885,933.44
FIRE MARSHAL - INVESTIGATIONS	885,933.44
710100	112,626.16
SALARY/OFFICIAL-DEPARTMENT HEAD	112,626.16
710110	408,504.49
SALARY/REGULAR	408,504.49
710130	6,237.84
SALARY/OVERTIME	6,237.84
710150	17,160.00
SALARY/SPECIAL PAY	17,160.00
720100	40,755.60
SOCIAL SECURITY	40,755.60
720110	68,365.60
EMPLOYEE INSURANCE	68,365.60
720120	66,813.88
RETIREMENT	66,813.88
720140	1,239.00
STATE UNEMPLOYMENT TAX	1,239.00
730100	18,159.03
OFFICE SUPPLIES	18,159.03
730240	13,887.01
FUEL	13,887.01
730260	454.19

VEHICLE SUPPLIES	454.19
730270	294.20
LAW ENFORCEMENT SPECIFIC SUPPLIES	294.20
730280	1,974.77
CANINE EXPENSES	1,974.77
730310	289.40
UNIFORMS	289.40
740140	5,348.68
VEHICLE MAINTENANCE	5,348.68
740510	375.00
PROFESSIONAL DEVELOPMENT	375.00
740530	4,708.40
MOBILE PHONE AND DATA	4,708.40
740540	2,746.52
TRAVEL EXPENSE	2,746.52
740660	1,741.80
EQUIPMENT RENTAL	1,741.80
740680	555.00
MEMBERSHIP/ASSOCIATION DUES	555.00
750400	43,209.12
CAPITAL OUTLAY-FURNITURE FIXTURES AND EQUIPMENT	43,209.12
750600	70,530.46
CAPITAL OUTLAY-VEHICLES	70,530.46
790100	(42.71)
REIMBURSEMENTS CLEARING	(42.71)
5301	824,298.83
FIRE MARSHAL- INSPECTIONS	824,298.83
710110	502,720.34
SALARY/REGULAR	502,720.34
710130	4,395.77
SALARY/OVERTIME	4,395.77
720100	36,956.97
SOCIAL SECURITY	36,956.97
720110	87,103.93
EMPLOYEE INSURANCE	87,103.93
720120	62,222.94
RETIREMENT	62,222.94
720140	1,442.08
STATE UNEMPLOYMENT TAX	1,442.08
730100	19,906.96
OFFICE SUPPLIES	19,906.96
730240	15,267.01
FUEL	15,267.01
740140	1,891.46
VEHICLE MAINTENANCE	1,891.46
740510	408.00
PROFESSIONAL DEVELOPMENT	408.00
740530	8,321.39
MOBILE PHONE AND DATA	8,321.39
740540	2,782.16
TRAVEL EXPENSE	2,782.16
740660	2,069.83
EQUIPMENT RENTAL	2,069.83
740680	405.00

MEMBERSHIP/ASSOCIATION DUES	405.00
750400	11,042.99
CAPITAL OUTLAY-FURNITURE FIXTURES AND EQUIPMENT	11,042.99
750600	67,362.00
CAPITAL OUTLAY-VEHICLES	67,362.00
5400	1,576,487.90
JUVENILE PROBATION-ADMINISTRATIVE	1,576,487.90
710100	128,718.98
SALARY/OFFICIAL-DEPARTMENT HEAD	128,718.98
710110	898,820.91
SALARY/REGULAR	898,820.91
710130	1,335.41
SALARY/OVERTIME	1,335.41
710140	396.52
SALARY/CELL PHONE ALLOWANCE	396.52
720100	75,841.49
SOCIAL SECURITY	75,841.49
720110	248,289.30
EMPLOYEE INSURANCE	248,289.30
720120	126,291.95
RETIREMENT	126,291.95
720140	3,656.10
STATE UNEMPLOYMENT TAX	3,656.10
730100	2,127.31
OFFICE SUPPLIES	2,127.31
740512	80,610.35
PROFESSIONAL SERVICES	80,610.35
740530	418.67
MOBILE PHONE AND DATA	418.67
740620	8,611.70
ELECTRICITY	8,611.70
740660	1,744.21
EQUIPMENT RENTAL	1,744.21
740790	(375.00)
ELECTRONIC MONITORING	(375.00)
5401	2,989,843.89
JUVENILE PROBATION-DETENTION	2,989,843.89
710110	1,975,059.64
SALARY/REGULAR	1,975,059.64
710130	13,375.23
SALARY/OVERTIME	13,375.23
710140	793.05
SALARY/CELL PHONE ALLOWANCE	793.05
720100	149,110.94
SOCIAL SECURITY	149,110.94
720110	451,989.97
EMPLOYEE INSURANCE	451,989.97
720120	244,075.71
RETIREMENT	244,075.71
720140	9,248.19
STATE UNEMPLOYMENT TAX	9,248.19
730100	2,971.41
OFFICE SUPPLIES	2,971.41
730140	13,457.38

JANITOR SUPPLIES	13,457.38
730150	4,697.31
INMATE SUPPLIES	4,697.31
730220	5,081.03
REPLACEMENTS	5,081.03
730310	239.20
UNIFORMS	239.20
730390	89.94
MEDICAL SUPPLIES	89.94
740130	20,000.00
PHYSICIAN SERVICES	20,000.00
740140	4,399.49
VEHICLE MAINTENANCE	4,399.49
740512	7,318.66
PROFESSIONAL SERVICES	7,318.66
740530	56.25
MOBILE PHONE AND DATA	56.25
740620	68,966.58
ELECTRICITY	68,966.58
740660	108.47
EQUIPMENT RENTAL	108.47
740694	18,806.24
FOOD SERVICE	18,806.24
790100	(0.80)
REIMBURSEMENTS CLEARING	(0.80)
5402	50,580.19
JUVENILE PROBATION-LOCAL	50,580.19
730100	284.80
OFFICE SUPPLIES	284.80
740512	6,861.91
PROFESSIONAL SERVICES	6,861.91
740640	43,376.16
CONTRACT SERVICES	43,376.16
740694	57.32
FOOD SERVICE	57.32
5500	3,229,084.10
ADULT PROBATION	3,229,084.10
710100	126,785.16
SALARY/OFFICIAL-DEPARTMENT HEAD	126,785.16
710110	2,536,115.79
SALARY/REGULAR	2,536,115.79
710130	15,152.69
SALARY/OVERTIME	15,152.69
710140	10,389.28
SALARY/CELL PHONE ALLOWANCE	10,389.28
720100	194,463.11
SOCIAL SECURITY	194,463.11
720120	329,871.77
RETIREMENT	329,871.77
720140	9,999.88
STATE UNEMPLOYMENT TAX	9,999.88
730100	1,357.43
OFFICE SUPPLIES	1,357.43
740640	2,128.86



CONTRACT SERVICES	2,128.86
740660	69.65
EQUIPMENT RENTAL	69.65
750300	2,750.48
CAPITAL OUTLAY-BUILDING	2,750.48
5501	334,977.66
BOND SUPERVISION	334,977.66
710110	276,161.72
SALARY/REGULAR	276,161.72
710130	3,622.66
SALARY/OVERTIME	3,622.66
710140	605.49
SALARY/CELL PHONE ALLOWANCE	605.49
720100	20,073.81
SOCIAL SECURITY	20,073.81
720120	34,403.57
RETIREMENT	34,403.57
720140	110.41
STATE UNEMPLOYMENT TAX	110.41
5600	25,980.45
COMMISSIONS	25,980.45
730100	25,561.34
OFFICE SUPPLIES	25,561.34
750400	419.11
CAPITAL OUTLAY-FURNITURE FIXTURES AND EQUIPMENT	419.11
5602	5,449.59
LEOSE	5,449.59
740510	5,449.59
PROFESSIONAL DEVELOPMENT	5,449.59
6000	2,030,119.45
SHERIFF	2,030,119.45
710100	143,445.96
SALARY/OFFICIAL-DEPARTMENT HEAD	143,445.96
710110	1,196,676.10
SALARY/REGULAR	1,196,676.10
710130	117,980.66
SALARY/OVERTIME	117,980.66
720100	108,187.23
SOCIAL SECURITY	108,187.23
720110	137,447.09
EMPLOYEE INSURANCE	137,447.09
720120	178,909.23
RETIREMENT	178,909.23
720140	1,749.55
STATE UNEMPLOYMENT TAX	1,749.55
730100	3,515.15
OFFICE SUPPLIES	3,515.15
730140	(1,078.92)
JANITOR SUPPLIES	(1,078.92)
730270	20,151.52
LAW ENFORCEMENT SPECIFIC SUPPLIES	20,151.52
730390	(8,919.54)
MEDICAL SUPPLIES	(8,919.54)
740420	1,347.97

COURIER SERVICE	1,347.97
740510	153.63
PROFESSIONAL DEVELOPMENT	153.63
740512	1,009.33
PROFESSIONAL SERVICES	1,009.33
740540	1,887.55
TRAVEL EXPENSE	1,887.55
740580	466.00
PRINTING	466.00
740620	122,527.25
ELECTRICITY	122,527.25
740628	46.20
TELEPHONE-FIBER OPTIC-RESTRICTED	46.20
740660	5,764.56
EQUIPMENT RENTAL	5,764.56
790100	(1,147.07)
REIMBURSEMENTS CLEARING	(1,147.07)
6100	5,053,139.87
SHERIFF HOMELAND SECURITY	5,053,139.87
710110	3,186,612.37
SALARY/REGULAR	3,186,612.37
710130	165,209.02
SALARY/OVERTIME	165,209.02
710150	32,100.00
SALARY/SPECIAL PAY	32,100.00
720100	251,764.46
SOCIAL SECURITY	251,764.46
720110	541,594.51
EMPLOYEE INSURANCE	541,594.51
720120	415,207.25
RETIREMENT	415,207.25
720140	8,201.99
STATE UNEMPLOYMENT TAX	8,201.99
730100	110.83
OFFICE SUPPLIES	110.83
730220	7,813.38
REPLACEMENTS	7,813.38
730270	191,539.33
LAW ENFORCEMENT SPECIFIC SUPPLIES	191,539.33
730280	6,940.20
CANINE EXPENSES	6,940.20
730330	600.00
IT SOFTWARE	600.00
740110	870.00
IT SOFTWARE MAINTENANCE	870.00
740510	35,016.00
PROFESSIONAL DEVELOPMENT	35,016.00
740530	2,115.00
MOBILE PHONE AND DATA	2,115.00
740540	17,326.42
TRAVEL EXPENSE	17,326.42
740580	70.00
PRINTING	70.00
740640	1,030.00

CONTRACT SERVICES	1,030.00
740656	4,750.00
RENT AND LEASES	4,750.00
740660	5,903.42
EQUIPMENT RENTAL	5,903.42
730360	178,365.69
ARMORY EXPENSE	178,365.69
6201	2,215,764.63
SHERIFF HOMICIDE VIOLENT CRIME	2,215,764.63
710110	1,559,835.77
SALARY/REGULAR	1,559,835.77
710130	56,512.20
SALARY/OVERTIME	56,512.20
720100	121,208.79
SOCIAL SECURITY	121,208.79
720110	248,414.21
EMPLOYEE INSURANCE	248,414.21
720120	198,399.45
RETIREMENT	198,399.45
720140	3,884.62
STATE UNEMPLOYMENT TAX	3,884.62
730100	7,017.75
OFFICE SUPPLIES	7,017.75
740504	299.00
ONLINE SERVICES	299.00
740510	5,640.00
PROFESSIONAL DEVELOPMENT	5,640.00
740512	1,358.00
PROFESSIONAL SERVICES	1,358.00
740540	7,311.78
TRAVEL EXPENSE	7,311.78
740580	435.00
PRINTING	435.00
740640	1,148.00
CONTRACT SERVICES	1,148.00
740660	6,400.56
EQUIPMENT RENTAL	6,400.56
790100	(2,100.50)
REIMBURSEMENTS CLEARING	(2,100.50)
6202	1,537,579.89
SHERIFF ORGANIZED CRIME	1,537,579.89
710110	1,094,995.98
SALARY/REGULAR	1,094,995.98
710130	25,167.68
SALARY/OVERTIME	25,167.68
720100	83,550.38
SOCIAL SECURITY	83,550.38
720110	174,323.32
EMPLOYEE INSURANCE	174,323.32
720120	137,444.10
RETIREMENT	137,444.10
720140	2,591.13
STATE UNEMPLOYMENT TAX	2,591.13
730100	2,612.36

OFFICE SUPPLIES	2,612.36
730270	3,442.52
LAW ENFORCEMENT SPECIFIC SUPPLIES	3,442.52
740510	8,165.32
PROFESSIONAL DEVELOPMENT	8,165.32
740530	145.98
MOBILE PHONE AND DATA	145.98
740540	1,456.11
TRAVEL EXPENSE	1,456.11
740580	239.57
PRINTING	239.57
740640	2,281.80
CONTRACT SERVICES	2,281.80
740660	1,520.20
EQUIPMENT RENTAL	1,520.20
790100	(356.56)
REIMBURSEMENTS CLEARING	(356.56)
6301	10,074,443.26
SHERIFF PATROL EAST	10,074,443.26
710110	7,028,319.02
SALARY/REGULAR	7,028,319.02
710130	72,720.54
SALARY/OVERTIME	72,720.54
710150	20,844.00
SALARY/SPECIAL PAY	20,844.00
720100	530,454.29
SOCIAL SECURITY	530,454.29
720110	1,349,335.29
EMPLOYEE INSURANCE	1,349,335.29
720120	873,852.02
RETIREMENT	873,852.02
720140	20,027.17
STATE UNEMPLOYMENT TAX	20,027.17
730100	31,821.28
OFFICE SUPPLIES	31,821.28
730130	15,274.66
ESTRAY EXPENSE	15,274.66
730240	11,238.95
FUEL	11,238.95
730270	8,323.46
LAW ENFORCEMENT SPECIFIC SUPPLIES	8,323.46
740510	6,053.95
PROFESSIONAL DEVELOPMENT	6,053.95
740512	182.19
PROFESSIONAL SERVICES	182.19
740540	1,110.34
TRAVEL EXPENSE	1,110.34
740580	1,722.70
PRINTING	1,722.70
740640	110.00
CONTRACT SERVICES	110.00
740660	13,882.54
EQUIPMENT RENTAL	13,882.54
750400	21,820.86

CAPITAL OUTLAY-FURNITURE FIXTURES AND EQUIPMENT	21,820.86
750600	67,350.00
CAPITAL OUTLAY-VEHICLES	67,350.00
6302	5,509,745.33
SHERIFF PATROL WEST	5,509,745.33
710110	3,922,640.52
SALARY/REGULAR	3,922,640.52
710130	48,926.49
SALARY/OVERTIME	48,926.49
710150	-
SALARY/SPECIAL PAY	-
720100	296,568.69
SOCIAL SECURITY	296,568.69
720110	705,283.83
EMPLOYEE INSURANCE	705,283.83
720120	487,315.56
RETIREMENT	487,315.56
720140	11,169.04
STATE UNEMPLOYMENT TAX	11,169.04
730100	10,384.30
OFFICE SUPPLIES	10,384.30
730240	11,644.58
FUEL	11,644.58
730270	35.80
LAW ENFORCEMENT SPECIFIC SUPPLIES	35.80
740510	4,675.00
PROFESSIONAL DEVELOPMENT	4,675.00
740512	175.50
PROFESSIONAL SERVICES	175.50
740540	1,405.57
TRAVEL EXPENSE	1,405.57
740580	225.19
PRINTING	225.19
740640	432.00
CONTRACT SERVICES	432.00
740660	8,863.26
EQUIPMENT RENTAL	8,863.26
6303	9,501,695.92
SHERIFF PATROL SOUTH	9,501,695.92
710110	5,428,970.05
SALARY/REGULAR	5,428,970.05
710130	611,766.33
SALARY/OVERTIME	611,766.33
710150	4,866.00
SALARY/SPECIAL PAY	4,866.00
720100	450,357.77
SOCIAL SECURITY	450,357.77
720110	1,017,263.12
EMPLOYEE INSURANCE	1,017,263.12
720120	741,795.98
RETIREMENT	741,795.98
720140	15,510.96
STATE UNEMPLOYMENT TAX	15,510.96
730100	241,803.40

OFFICE SUPPLIES	241,803.40
730270	9,805.35
LAW ENFORCEMENT SPECIFIC SUPPLIES	9,805.35
740510	350.00
PROFESSIONAL DEVELOPMENT	350.00
740512	31,075.68
PROFESSIONAL SERVICES	31,075.68
740530	35,077.50
MOBILE PHONE AND DATA	35,077.50
740540	595.50
TRAVEL EXPENSE	595.50
740580	515.00
PRINTING	515.00
740660	6,390.28
EQUIPMENT RENTAL	6,390.28
750400	280,320.00
CAPITAL OUTLAY-FURNITURE FIXTURES AND EQUIPMENT	280,320.00
750600	625,233.00
CAPITAL OUTLAY-VEHICLES	625,233.00
6401	3,651,174.19
SHERIFF DISPATCH	3,651,174.19
710110	2,407,676.44
SALARY/REGULAR	2,407,676.44
710130	146,856.73
SALARY/OVERTIME	146,856.73
720100	191,323.23
SOCIAL SECURITY	191,323.23
720110	566,519.08
EMPLOYEE INSURANCE	566,519.08
720120	313,440.37
RETIREMENT	313,440.37
720140	9,526.20
STATE UNEMPLOYMENT TAX	9,526.20
730100	5,013.42
OFFICE SUPPLIES	5,013.42
730270	3,962.82
LAW ENFORCEMENT SPECIFIC SUPPLIES	3,962.82
740510	1,689.00
PROFESSIONAL DEVELOPMENT	1,689.00
740540	2,827.80
TRAVEL EXPENSE	2,827.80
740660	2,339.10
EQUIPMENT RENTAL	2,339.10
6402	1,608,042.31
SHERIFF CRIME LAB	1,608,042.31
710110	969,840.25
SALARY/REGULAR	969,840.25
710130	27,495.16
SALARY/OVERTIME	27,495.16
720100	74,282.53
SOCIAL SECURITY	74,282.53
720110	179,383.94
EMPLOYEE INSURANCE	179,383.94
720120	122,372.79

RETIREMENT	122,372.79
720140	3,060.29
STATE UNEMPLOYMENT TAX	3,060.29
730100	1,298.56
OFFICE SUPPLIES	1,298.56
730220	1,806.19
REPLACEMENTS	1,806.19
730270	38,146.56
LAW ENFORCEMENT SPECIFIC SUPPLIES	38,146.56
730330	2,500.00
IT SOFTWARE	2,500.00
740110	98,213.38
IT SOFTWARE MAINTENANCE	98,213.38
740390	15,950.25
FORENSIC SERVICES-RESTRICTED	15,950.25
740420	190.70
COURIER SERVICE	190.70
740510	14,570.00
PROFESSIONAL DEVELOPMENT	14,570.00
740512	8,725.79
PROFESSIONAL SERVICES	8,725.79
740540	13,400.82
TRAVEL EXPENSE	13,400.82
740580	365.00
PRINTING	365.00
740640	45.00
CONTRACT SERVICES	45.00
740660	2,944.10
EQUIPMENT RENTAL	2,944.10
750400	33,451.00
CAPITAL OUTLAY-FURNITURE FIXTURES AND EQUIPMENT	33,451.00
6403	4,168,799.40
SHERIFF FLEET	4,168,799.40
710110	373,675.15
SALARY/REGULAR	373,675.15
710130	20,693.89
SALARY/OVERTIME	20,693.89
720100	29,328.94
SOCIAL SECURITY	29,328.94
720110	80,996.16
EMPLOYEE INSURANCE	80,996.16
720120	48,389.10
RETIREMENT	48,389.10
720140	1,265.57
STATE UNEMPLOYMENT TAX	1,265.57
730100	4,835.13
OFFICE SUPPLIES	4,835.13
730220	11,037.70
REPLACEMENTS	11,037.70
730240	577,127.04
FUEL	577,127.04
730250	11,581.32
SHOP SUPPLIES	11,581.32
730260	521,511.63

VEHICLE SUPPLIES	521,511.63
730270	396,744.00
LAW ENFORCEMENT SPECIFIC SUPPLIES	396,744.00
730310	2,548.49
UNIFORMS	2,548.49
740110	17,094.00
IT SOFTWARE MAINTENANCE	17,094.00
740140	6,988.91
VEHICLE MAINTENANCE	6,988.91
740510	786.00
PROFESSIONAL DEVELOPMENT	786.00
740512	49,401.29
PROFESSIONAL SERVICES	49,401.29
740640	8,091.22
CONTRACT SERVICES	8,091.22
740660	32,474.44
EQUIPMENT RENTAL	32,474.44
750400	13,449.00
CAPITAL OUTLAY-FURNITURE FIXTURES AND EQUIPMENT	13,449.00
750600	1,961,472.24
CAPITAL OUTLAY-VEHICLES	1,961,472.24
790100	(691.82)
REIMBURSEMENTS CLEARING	(691.82)
6405	880,670.22
SHERIFF RADIO	880,670.22
710110	299,764.23
SALARY/REGULAR	299,764.23
710130	10,203.38
SALARY/OVERTIME	10,203.38
720100	23,432.00
SOCIAL SECURITY	23,432.00
720110	51,251.45
EMPLOYEE INSURANCE	51,251.45
720120	38,032.84
RETIREMENT	38,032.84
720140	1,148.86
STATE UNEMPLOYMENT TAX	1,148.86
730100	18,549.17
OFFICE SUPPLIES	18,549.17
730220	41,085.64
REPLACEMENTS	41,085.64
730250	16,160.42
SHOP SUPPLIES	16,160.42
730262	9,244.57
RADIO SUPPLIES	9,244.57
730270	10.72
LAW ENFORCEMENT SPECIFIC SUPPLIES	10.72
730330	19,185.60
IT SOFTWARE	19,185.60
740110	23,018.53
IT SOFTWARE MAINTENANCE	23,018.53
740510	699.00
PROFESSIONAL DEVELOPMENT	699.00
740512	11,973.34



PROFESSIONAL SERVICES	11,973.34
740540	720.73
TRAVEL EXPENSE	720.73
740620	22,978.40
ELECTRICITY	22,978.40
740640	206.19
CONTRACT SERVICES	206.19
740660	293,005.15
EQUIPMENT RENTAL	293,005.15
6406	673,510.73
SHERIFF RTCC	673,510.73
710110	420,763.26
SALARY/REGULAR	420,763.26
710130	1,639.42
SALARY/OVERTIME	1,639.42
720100	31,252.43
SOCIAL SECURITY	31,252.43
720110	88,027.83
EMPLOYEE INSURANCE	88,027.83
720120	51,828.17
RETIREMENT	51,828.17
720140	1,296.00
STATE UNEMPLOYMENT TAX	1,296.00
730100	755.39
OFFICE SUPPLIES	755.39
730320	373.42
IT HARDWARE	373.42
740504	70,349.56
ONLINE SERVICES	70,349.56
740510	3,439.98
PROFESSIONAL DEVELOPMENT	3,439.98
740540	1,430.27
TRAVEL EXPENSE	1,430.27
740660	2,355.00
EQUIPMENT RENTAL	2,355.00
6407	1,392,938.86
SHERIFF ACADEMY	1,392,938.86
710110	700,558.54
SALARY/REGULAR	700,558.54
710130	7,972.85
SALARY/OVERTIME	7,972.85
720100	52,754.79
SOCIAL SECURITY	52,754.79
720110	121,719.03
EMPLOYEE INSURANCE	121,719.03
720120	86,936.78
RETIREMENT	86,936.78
720140	1,795.63
STATE UNEMPLOYMENT TAX	1,795.63
730100	5,114.92
OFFICE SUPPLIES	5,114.92
730270	9,807.90
LAW ENFORCEMENT SPECIFIC SUPPLIES	9,807.90
730310	300,768.59

UNIFORMS	300,768.59
740504	26,987.00
ONLINE SERVICES	26,987.00
740510	56,471.13
PROFESSIONAL DEVELOPMENT	56,471.13
740540	7,853.28
TRAVEL EXPENSE	7,853.28
740580	160.00
PRINTING	160.00
740660	6,140.42
EQUIPMENT RENTAL	6,140.42
740680	7,898.00
MEMBERSHIP/ASSOCIATION DUES	7,898.00
6408	1,222,710.70
SHERIFF MAINTENANCE	1,222,710.70
710110	410,807.93
SALARY/REGULAR	410,807.93
710130	6,928.98
SALARY/OVERTIME	6,928.98
720100	30,400.07
SOCIAL SECURITY	30,400.07
720110	92,136.14
EMPLOYEE INSURANCE	92,136.14
720120	51,256.02
RETIREMENT	51,256.02
720140	1,564.14
STATE UNEMPLOYMENT TAX	1,564.14
730100	1,575.39
OFFICE SUPPLIES	1,575.39
730220	101,276.11
REPLACEMENTS	101,276.11
730250	13,254.33
SHOP SUPPLIES	13,254.33
730270	580.82
LAW ENFORCEMENT SPECIFIC SUPPLIES	580.82
730310	2,116.65
UNIFORMS	2,116.65
740512	383,990.06
PROFESSIONAL SERVICES	383,990.06
740640	114,109.28
CONTRACT SERVICES	114,109.28
740660	10,686.60
EQUIPMENT RENTAL	10,686.60
740750	2,028.18
REMODEL	2,028.18
6500	1,214,125.58
SHERIFF ADMINISTRATIVE	1,214,125.58
710110	826,521.16
SALARY/REGULAR	826,521.16
710130	8,363.46
SALARY/OVERTIME	8,363.46
720100	62,605.16
SOCIAL SECURITY	62,605.16
720110	150,270.06

EMPLOYEE INSURANCE	150,270.06
720120	102,469.31
RETIREMENT	102,469.31
720140	2,012.74
STATE UNEMPLOYMENT TAX	2,012.74
730100	8,412.03
OFFICE SUPPLIES	8,412.03
730330	500.81
IT SOFTWARE	500.81
740110	22,239.64
IT SOFTWARE MAINTENANCE	22,239.64
740510	7,529.00
PROFESSIONAL DEVELOPMENT	7,529.00
740512	13,061.00
PROFESSIONAL SERVICES	13,061.00
740540	2,614.78
TRAVEL EXPENSE	2,614.78
740580	655.00
PRINTING	655.00
740660	6,871.43
EQUIPMENT RENTAL	6,871.43
6501	508,726.40
SHERIFF INTERNAL AFFAIRS	508,726.40
710110	376,682.86
SALARY/REGULAR	376,682.86
720100	27,832.16
SOCIAL SECURITY	27,832.16
720110	45,243.86
EMPLOYEE INSURANCE	45,243.86
720120	46,218.89
RETIREMENT	46,218.89
720140	834.99
STATE UNEMPLOYMENT TAX	834.99
730100	2,327.71
OFFICE SUPPLIES	2,327.71
740110	1,989.77
IT SOFTWARE MAINTENANCE	1,989.77
740510	550.00
PROFESSIONAL DEVELOPMENT	550.00
740512	1,202.15
PROFESSIONAL SERVICES	1,202.15
740540	4,321.81
TRAVEL EXPENSE	4,321.81
740660	1,522.20
EQUIPMENT RENTAL	1,522.20
6503	0.00
SHERIFF IT	0.00
710110	-
SALARY/REGULAR	-
710130	0.00
SALARY/OVERTIME	0.00
720100	-
SOCIAL SECURITY	-
720110	-

EMPLOYEE INSURANCE	-
720120	-
RETIREMENT	-
720140	-
STATE UNEMPLOYMENT TAX	-
730100	-
OFFICE SUPPLIES	-
740110	-
IT SOFTWARE MAINTENANCE	-
740504	-
ONLINE SERVICES	-
740512	-
PROFESSIONAL SERVICES	-
740530	-
MOBILE PHONE AND DATA	-
740540	-
TRAVEL EXPENSE	-
740580	-
PRINTING	-
740660	-
EQUIPMENT RENTAL	-
6504	900,868.34
SHERIFF ALARMS	900,868.34
710110	597,384.34
SALARY/REGULAR	597,384.34
710130	2,740.05
SALARY/OVERTIME	2,740.05
710150	714.00
SALARY/SPECIAL PAY	714.00
720100	44,033.79
SOCIAL SECURITY	44,033.79
720110	159,052.74
EMPLOYEE INSURANCE	159,052.74
720120	73,694.44
RETIREMENT	73,694.44
720140	2,900.32
STATE UNEMPLOYMENT TAX	2,900.32
730100	3,460.13
OFFICE SUPPLIES	3,460.13
740512	3,693.07
PROFESSIONAL SERVICES	3,693.07
740540	2,919.63
TRAVEL EXPENSE	2,919.63
740580	168.01
PRINTING	168.01
740660	10,107.82
EQUIPMENT RENTAL	10,107.82
6601	21,050,402.28
SHERIFF JAIL	21,050,402.28
710110	10,212,869.85
SALARY/REGULAR	10,212,869.85
710130	308,233.34
SALARY/OVERTIME	308,233.34
710150	13,050.00

SALARY/SPECIAL PAY	13,050.00
720100	785,407.52
SOCIAL SECURITY	785,407.52
720110	2,395,189.36
EMPLOYEE INSURANCE	2,395,189.36
720120	1,292,539.44
RETIREMENT	1,292,539.44
720140	39,314.61
STATE UNEMPLOYMENT TAX	39,314.61
730100	57,158.25
OFFICE SUPPLIES	57,158.25
730140	63,621.65
JANITOR SUPPLIES	63,621.65
730220	-
REPLACEMENTS	-
730270	10.72
LAW ENFORCEMENT SPECIFIC SUPPLIES	10.72
730390	718.07
MEDICAL SUPPLIES	718.07
740110	847.00
IT SOFTWARE MAINTENANCE	847.00
740120	4,234,866.11
MEDICAL SERVICES	4,234,866.11
740510	33,814.00
PROFESSIONAL DEVELOPMENT	33,814.00
740512	82.13
PROFESSIONAL SERVICES	82.13
740540	4,298.75
TRAVEL EXPENSE	4,298.75
740560	37,553.66
TRANSPORTATION	37,553.66
740580	1,609.02
PRINTING	1,609.02
740620	488,436.02
ELECTRICITY	488,436.02
740626	80,958.06
TELEPHONE-INMATE SERVICES	80,958.06
740640	837,323.58
CONTRACT SERVICES	837,323.58
740660	29,338.08
EQUIPMENT RENTAL	29,338.08
740694	21,820.59
FOOD SERVICE	21,820.59
750600	131,628.00
CAPITAL OUTLAY-VEHICLES	131,628.00
790100	(20,285.53)
REIMBURSEMENTS CLEARING	(20,285.53)
7100	4,343,910.15
CONSTABLE PREGINCT 1	4,343,910.15
710100	112,626.16
SALARY/OFFICIAL-DEPARTMENT HEAD	112,626.16
710110	2,526,561.61
SALARY/REGULAR	2,526,561.61
710130	26,542.31

SALARY/OVERTIME	26,542.31
710140	12,635.57
SALARY/CELL PHONE ALLOWANCE	12,635.57
710150	8,000.00
SALARY/SPECIAL PAY	8,000.00
720100	200,114.73
SOCIAL SECURITY	200,114.73
720110	408,950.28
EMPLOYEE INSURANCE	408,950.28
720120	329,617.12
RETIREMENT	329,617.12
720130	-
WORKERS COMPENSATION	-
720140	6,616.37
STATE UNEMPLOYMENT TAX	6,616.37
730100	41,278.82
OFFICE SUPPLIES	41,278.82
730220	1,222.95
REPLACEMENTS	1,222.95
730230	23,086.17
MARINE/AIR EXPENSE	23,086.17
730240	74,889.87
FUEL	74,889.87
730260	486.64
VEHICLE SUPPLIES	486.64
730262	2,271.16
RADIO SUPPLIES	2,271.16
730270	2,051.87
LAW ENFORCEMENT SPECIFIC SUPPLIES	2,051.87
730280	616.20
CANINE EXPENSES	616.20
730310	5,383.86
UNIFORMS	5,383.86
740140	27,864.64
VEHICLE MAINTENANCE	27,864.64
740510	7,061.10
PROFESSIONAL DEVELOPMENT	7,061.10
740512	35,225.01
PROFESSIONAL SERVICES	35,225.01
740530	17,418.39
MOBILE PHONE AND DATA	17,418.39
740540	8,985.69
TRAVEL EXPENSE	8,985.69
740580	690.30
PRINTING	690.30
740620	15,114.71
ELECTRICITY	15,114.71
740640	18.00
CONTRACT SERVICES	18.00
740660	3,414.56
EQUIPMENT RENTAL	3,414.56
740680	330.00
MEMBERSHIP/ASSOCIATION DUES	330.00
750400	136,584.84

CAPITAL OUTLAY-FURNITURE FIXTURES AND EQUIPMENT	136,584.84
750600	310,319.30
CAPITAL OUTLAY-VEHICLES	310,319.30
790100	(2,068.08)
REIMBURSEMENTS CLEARING	(2,068.08)
7200	1,770,842.54
CONSTABLE-PRECINCT 2	1,770,842.54
710100	112,626.16
SALARY/OFFICIAL-DEPARTMENT HEAD	112,626.16
710110	1,026,538.94
SALARY/REGULAR	1,026,538.94
710130	13,685.57
SALARY/OVERTIME	13,685.57
710150	1,050.00
SALARY/SPECIAL PAY	1,050.00
720100	85,990.86
SOCIAL SECURITY	85,990.86
720110	179,892.04
EMPLOYEE INSURANCE	179,892.04
720120	141,583.41
RETIREMENT	141,583.41
720140	2,609.10
STATE UNEMPLOYMENT TAX	2,609.10
730100	18,659.24
OFFICE SUPPLIES	18,659.24
730210	220.08
DATA PROCESSING SUPPLIES	220.08
730220	896.50
REPLACEMENTS	896.50
730240	22,774.02
FUEL	22,774.02
730260	743.41
VEHICLE SUPPLIES	743.41
730310	8,471.53
UNIFORMS	8,471.53
730320	77.98
IT HARDWARE	77.98
730380	165.98
AUDIO/VISUAL SUPPLIES	165.98
740140	7,313.03
VEHICLE MAINTENANCE	7,313.03
740504	151.00
ONLINE SERVICES	151.00
740510	1,560.00
PROFESSIONAL DEVELOPMENT	1,560.00
740512	730.00
PROFESSIONAL SERVICES	730.00
740530	16,416.58
MOBILE PHONE AND DATA	16,416.58
740540	5,150.01
TRAVEL EXPENSE	5,150.01
740580	551.53
PRINTING	551.53
740620	5,782.79

ELECTRICITY	5,782.79
740640	60.00
CONTRACT SERVICES	60.00
740660	4,307.74
EQUIPMENT RENTAL	4,307.74
750400	79,577.04
CAPITAL OUTLAY-FURNITURE FIXTURES AND EQUIPMENT	79,577.04
750600	32,907.00
CAPITAL OUTLAY-VEHICLES	32,907.00
730360	351.00
ARMORY EXPENSE	351.00
7300	5,352,219.72
CONSTABLE PRECINCT 3	5,352,219.72
710100	112,626.16
SALARY/OFFICIAL-DEPARTMENT HEAD	112,626.16
710110	3,138,916.10
SALARY/REGULAR	3,138,916.10
710130	28,008.89
SALARY/OVERTIME	28,008.89
710150	9,920.00
SALARY/SPECIAL PAY	9,920.00
720100	246,104.82
SOCIAL SECURITY	246,104.82
720110	533,284.84
EMPLOYEE INSURANCE	533,284.84
720120	403,700.07
RETIREMENT	403,700.07
720140	9,140.60
STATE UNEMPLOYMENT TAX	9,140.60
730100	54,061.37
OFFICE SUPPLIES	54,061.37
730240	103,705.73
FUEL	103,705.73
730260	910.86
VEHICLE SUPPLIES	910.86
730270	20,523.47
LAW ENFORCEMENT SPECIFIC SUPPLIES	20,523.47
730280	7,725.24
CANINE EXPENSES	7,725.24
730310	32,575.91
UNIFORMS	32,575.91
730320	4,073.87
IT HARDWARE	4,073.87
730330	16,873.01
IT SOFTWARE	16,873.01
740140	76,754.41
VEHICLE MAINTENANCE	76,754.41
740504	495.30
ONLINE SERVICES	495.30
740510	12,025.31
PROFESSIONAL DEVELOPMENT	12,025.31
740512	1,600.00
PROFESSIONAL SERVICES	1,600.00
740530	39,772.97



MOBILE PHONE AND DATA	39,772.97
740540	8,538.57
TRAVEL EXPENSE	8,538.57
740580	1,451.10
PRINTING	1,451.10
740660	4,505.50
EQUIPMENT RENTAL	4,505.50
740680	934.85
MEMBERSHIP/ASSOCIATION DUES	934.85
740970	16.14
FREIGHT AND HANDLING	16.14
750400	221,134.31
CAPITAL OUTLAY-FURNITURE FIXTURES AND EQUIPMENT	221,134.31
750600	262,846.00
CAPITAL OUTLAY-VEHICLES	262,846.00
790100	(5.68)
REIMBURSEMENTS CLEARING	(5.68)
7400	3,804,864.87
CONSTABLE PRECINCT 4	3,804,864.87
710100	112,626.16
SALARY/OFFICIAL-DEPARTMENT HEAD	112,626.16
710110	2,230,446.30
SALARY/REGULAR	2,230,446.30
710130	43,268.89
SALARY/OVERTIME	43,268.89
710140	2,813.33
SALARY/CELL PHONE ALLOWANCE	2,813.33
710150	13,920.00
SALARY/SPECIAL PAY	13,920.00
720100	178,195.71
SOCIAL SECURITY	178,195.71
720110	396,873.59
EMPLOYEE INSURANCE	396,873.59
720120	294,857.34
RETIREMENT	294,857.34
720140	6,079.87
STATE UNEMPLOYMENT TAX	6,079.87
730100	66,227.51
OFFICE SUPPLIES	66,227.51
730140	30.29
JANITOR SUPPLIES	30.29
730230	1,757.15
MARINE/AIR EXPENSE	1,757.15
730240	69,243.39
FUEL	69,243.39
730270	2,344.87
LAW ENFORCEMENT SPECIFIC SUPPLIES	2,344.87
730280	2,821.68
CANINE EXPENSES	2,821.68
730310	21,681.01
UNIFORMS	21,681.01
730390	85.79
MEDICAL SUPPLIES	85.79
740140	31,616.81

VEHICLE MAINTENANCE	31,616.81
740510	1,095.00
PROFESSIONAL DEVELOPMENT	1,095.00
740512	1,617.55
PROFESSIONAL SERVICES	1,617.55
740530	20,376.75
MOBILE PHONE AND DATA	20,376.75
740540	6,046.37
TRAVEL EXPENSE	6,046.37
740580	642.18
PRINTING	642.18
740620	1,465.11
ELECTRICITY	1,465.11
740660	17,424.40
EQUIPMENT RENTAL	17,424.40
750300	5,760.00
CAPITAL OUTLAY-BUILDING	5,760.00
750400	117,019.35
CAPITAL OUTLAY-FURNITURE FIXTURES AND EQUIPMENT	117,019.35
750600	158,799.00
CAPITAL OUTLAY-VEHICLES	158,799.00
790100	(315.00)
REIMBURSEMENTS CLEARING	(315.00)
730101	44.47
FOOD SUPPLIES	44.47
7500	3,761,803.79
CONSTABLE PRECINCT 5	3,761,803.79
710100	112,626.16
SALARY/OFFICIAL-DEPARTMENT HEAD	112,626.16
710110	2,309,990.78
SALARY/REGULAR	2,309,990.78
710130	6,922.92
SALARY/OVERTIME	6,922.92
710140	7,755.11
SALARY/CELL PHONE ALLOWANCE	7,755.11
710150	11,840.00
SALARY/SPECIAL PAY	11,840.00
720100	182,240.71
SOCIAL SECURITY	182,240.71
720110	413,056.61
EMPLOYEE INSURANCE	413,056.61
720120	300,508.24
RETIREMENT	300,508.24
720140	6,376.45
STATE UNEMPLOYMENT TAX	6,376.45
730100	30,549.66
OFFICE SUPPLIES	30,549.66
730240	26,399.51
FUEL	26,399.51
730262	958.41
RADIO SUPPLIES	958.41
730280	1,098.90
CANINE EXPENSES	1,098.90
730310	2,825.56

UNIFORMS	2,825.56
730390	2,907.75
MEDICAL SUPPLIES	2,907.75
740140	12,555.90
VEHICLE MAINTENANCE	12,555.90
740510	5,598.57
PROFESSIONAL DEVELOPMENT	5,598.57
740512	3,371.62
PROFESSIONAL SERVICES	3,371.62
740530	19,856.97
MOBILE PHONE AND DATA	19,856.97
740540	2,371.44
TRAVEL EXPENSE	2,371.44
740580	161.37
PRINTING	161.37
740640	53.96
CONTRACT SERVICES	53.96
740660	4,353.35
EQUIPMENT RENTAL	4,353.35
740680	900.00
MEMBERSHIP/ASSOCIATION DUES	900.00
750400	190,003.37
CAPITAL OUTLAY-FURNITURE FIXTURES AND EQUIPMENT	190,003.37
750600	109,205.48
CAPITAL OUTLAY-VEHICLES	109,205.48
790100	(2,985.00)
REIMBURSEMENTS CLEARING	(2,985.00)
760400	299.99
DEPRECIATION EQUIPMENT	299.99
8100	350,806.89
COURT OPERATIONS	350,806.89
710110	25,443.49
SALARY/REGULAR	25,443.49
710130	7,531.00
SALARY/OVERTIME	7,531.00
720100	2,493.78
SOCIAL SECURITY	2,493.78
720110	1,897.83
EMPLOYEE INSURANCE	1,897.83
720120	924.10
RETIREMENT	924.10
720140	211.77
STATE UNEMPLOYMENT TAX	211.77
740170	112,496.00
PETIT JURORS	112,496.00
740270	6,500.00
APPOINTED ATTORNEY	6,500.00
740370	16,666.66
APPOINTED ATTORNEY-JUVENILE	16,666.66
740512	45.00
PROFESSIONAL SERVICES	45.00
740524	64,285.63
PROFESSIONAL SERVICES-INTERPRETER	64,285.63
740540	31.05

TRAVEL EXPENSE	31.05
740640	40,122.68
CONTRACT SERVICES	40,122.68
740690	65,601.11
COURT COST	65,601.11
740692	(3,205.57)
DA WITNESS EXPENSE	(3,205.57)
740694	9,767.14
FOOD SERVICE	9,767.14
790100	(4.78)
REIMBURSEMENTS CLEARING	(4.78)
8101	4,653,752.36
INDIGENT DEFENSE- CRIMINAL	4,653,752.36
740270	1,768,172.69
APPOINTED ATTORNEY	1,768,172.69
740280	-
APPOINTED ATTORNEY-NON CONTRACT	-
740290	2,151,800.51
OTHER LITIGATION-APPOINTED ATTORNEY	2,151,800.51
740310	6,910.60
APPOINTED ATTORNEY-CIVIL	6,910.60
740370	152,189.94
APPOINTED ATTORNEY-JUVENILE	152,189.94
740460	159,404.90
INVESTIGATOR	159,404.90
740464	-
INVESTIGATOR-NON CONTRACT	-
740470	275,434.62
EXPERT WITNESS	275,434.62
740478	5,710.00
EXPERT WITNESS-PSYCHIATRIC EVALUATION	5,710.00
740484	35,902.00
COURT REPORTER TRANSCRIPT	35,902.00
740512	11,536.05
PROFESSIONAL SERVICES	11,536.05
740524	86,335.21
PROFESSIONAL SERVICES-INTERPRETER	86,335.21
740530	224.87
MOBILE PHONE AND DATA	224.87
740540	75.40
TRAVEL EXPENSE	75.40
740694	55.57
FOOD SERVICE	55.57
8102	1,069,280.86
INDIGENT DEFENSE- CIVIL	1,069,280.86
740230	698.58
LITIGATION EXPENSES	698.58
740270	20,065.38
APPOINTED ATTORNEY	20,065.38
740310	1,023,303.77
APPOINTED ATTORNEY-CIVIL	1,023,303.77
740484	2,863.03
COURT REPORTER TRANSCRIPT	2,863.03
740512	2,752.01

PROFESSIONAL SERVICES	2,752.01
740524	16,711.86
PROFESSIONAL SERVICES-INTERPRETER	16,711.86
740540	2,886.23
TRAVEL EXPENSE	2,886.23
8103	651,687.00
OFFICE OF COURT ADMIN	651,687.00
710100	96,770.76
SALARY/OFFICIAL-DEPARTMENT HEAD	96,770.76
710110	354,263.81
SALARY/REGULAR	354,263.81
710130	32,481.18
SALARY/OVERTIME	32,481.18
720100	34,906.60
SOCIAL SECURITY	34,906.60
720110	56,283.59
EMPLOYEE INSURANCE	56,283.59
720120	59,327.49
RETIREMENT	59,327.49
720140	1,423.90
STATE UNEMPLOYMENT TAX	1,423.90
730100	11,087.96
OFFICE SUPPLIES	11,087.96
740510	120.00
PROFESSIONAL DEVELOPMENT	120.00
740530	2,841.04
MOBILE PHONE AND DATA	2,841.04
740640	15.00
CONTRACT SERVICES	15.00
740660	2,027.77
EQUIPMENT RENTAL	2,027.77
740680	135.00
MEMBERSHIP/ASSOCIATION DUES	135.00
740260	2.90
INTEREST ON CREDIT CARDS	2.90
8210	429,264.03
COUNTY COURT AT LAW 1	429,264.03
710100	152,186.54
SALARY/OFFICIAL-DEPARTMENT HEAD	152,186.54
710110	171,274.20
SALARY/REGULAR	171,274.20
720100	21,928.60
SOCIAL SECURITY	21,928.60
720110	38,849.85
EMPLOYEE INSURANCE	38,849.85
720120	39,688.37
RETIREMENT	39,688.37
720140	432.00
STATE UNEMPLOYMENT TAX	432.00
730100	1,909.53
OFFICE SUPPLIES	1,909.53
740510	350.00
PROFESSIONAL DEVELOPMENT	350.00
740540	907.29

TRAVEL EXPENSE	907.29
740640	82.79
CONTRACT SERVICES	82.79
740660	1,654.86
EQUIPMENT RENTAL	1,654.86
8220	754,363.38
COUNTY COURT AT LAW 2	754,363.38
710100	152,186.54
SALARY/OFFICIAL-DEPARTMENT HEAD	152,186.54
710110	408,192.10
SALARY/REGULAR	408,192.10
720100	39,322.01
SOCIAL SECURITY	39,322.01
720110	77,975.88
EMPLOYEE INSURANCE	77,975.88
720120	68,758.04
RETIREMENT	68,758.04
720140	1,008.00
STATE UNEMPLOYMENT TAX	1,008.00
730100	4,099.48
OFFICE SUPPLIES	4,099.48
740510	140.00
PROFESSIONAL DEVELOPMENT	140.00
740540	653.56
TRAVEL EXPENSE	653.56
740660	2,027.77
EQUIPMENT RENTAL	2,027.77
8230	681,991.13
COUNTY COURT AT LAW 3	681,991.13
710100	152,186.54
SALARY/OFFICIAL-DEPARTMENT HEAD	152,186.54
710110	363,366.48
SALARY/REGULAR	363,366.48
720100	35,516.42
SOCIAL SECURITY	35,516.42
720110	58,411.59
EMPLOYEE INSURANCE	58,411.59
720120	63,258.23
RETIREMENT	63,258.23
720140	720.00
STATE UNEMPLOYMENT TAX	720.00
730100	6,012.74
OFFICE SUPPLIES	6,012.74
730320	(3,252.58)
IT HARDWARE	(3,252.58)
740510	1,000.00
PROFESSIONAL DEVELOPMENT	1,000.00
740530	75.98
MOBILE PHONE AND DATA	75.98
740540	1,261.33
TRAVEL EXPENSE	1,261.33
740640	15.00
CONTRACT SERVICES	15.00
740660	3,419.40

EQUIPMENT RENTAL	3,419.40
8240	436,843.62
COUNTY COURT AT LAW 4	436,843.62
710100	152,186.54
SALARY/OFFICIAL-DEPARTMENT HEAD	152,186.54
710110	175,791.65
SALARY/REGULAR	175,791.65
720100	22,415.32
SOCIAL SECURITY	22,415.32
720110	38,843.83
EMPLOYEE INSURANCE	38,843.83
720120	40,242.75
RETIREMENT	40,242.75
720140	432.00
STATE UNEMPLOYMENT TAX	432.00
730100	1,896.06
OFFICE SUPPLIES	1,896.06
740510	65.00
PROFESSIONAL DEVELOPMENT	65.00
740540	899.17
TRAVEL EXPENSE	899.17
740640	323.76
CONTRACT SERVICES	323.76
740660	3,811.64
EQUIPMENT RENTAL	3,811.64
790100	(65.99)
REIMBURSEMENTS CLEARING	(65.99)
740260	1.89
INTEREST ON CREDIT CARDS	1.89
8250	418,475.46
COUNTY COURT AT LAW 5	418,475.46
710100	152,186.54
SALARY/OFFICIAL-DEPARTMENT HEAD	152,186.54
710110	163,250.26
SALARY/REGULAR	163,250.26
720100	21,542.02
SOCIAL SECURITY	21,542.02
720110	38,852.40
EMPLOYEE INSURANCE	38,852.40
720120	38,703.92
RETIREMENT	38,703.92
720140	432.00
STATE UNEMPLOYMENT TAX	432.00
730100	1,801.40
OFFICE SUPPLIES	1,801.40
740510	410.00
PROFESSIONAL DEVELOPMENT	410.00
740640	153.24
CONTRACT SERVICES	153.24
740660	1,152.18
EQUIPMENT RENTAL	1,152.18
790100	(8.50)
REIMBURSEMENTS CLEARING	(8.50)
8310	283,738.28

9TH DISTRICT COURT	283,738.28
710100	10,833.30
SALARY/OFFICIAL-DEPARTMENT HEAD	10,833.30
710110	183,603.26
SALARY/REGULAR	183,603.26
710140	790.09
SALARY/CELL PHONE ALLOWANCE	790.09
720100	14,543.21
SOCIAL SECURITY	14,543.21
720110	36,551.77
EMPLOYEE INSURANCE	36,551.77
720120	23,874.43
RETIREMENT	23,874.43
720140	432.00
STATE UNEMPLOYMENT TAX	432.00
730100	1,286.21
OFFICE SUPPLIES	1,286.21
740540	2,011.09
TRAVEL EXPENSE	2,011.09
740640	5,250.00
CONTRACT SERVICES	5,250.00
740660	4,562.92
EQUIPMENT RENTAL	4,562.92
8320	287,099.51
221ST DISTRICT COURT	287,099.51
710100	10,833.30
SALARY/OFFICIAL-DEPARTMENT HEAD	10,833.30
710110	191,030.68
SALARY/REGULAR	191,030.68
720100	15,170.77
SOCIAL SECURITY	15,170.77
720110	36,549.22
EMPLOYEE INSURANCE	36,549.22
720120	24,688.99
RETIREMENT	24,688.99
720140	432.00
STATE UNEMPLOYMENT TAX	432.00
730100	3,305.11
OFFICE SUPPLIES	3,305.11
740540	65.00
TRAVEL EXPENSE	65.00
740660	5,024.44
EQUIPMENT RENTAL	5,024.44
8330	588,655.81
284TH DISTRICT COURT	588,655.81
710100	9,749.97
SALARY/OFFICIAL-DEPARTMENT HEAD	9,749.97
710110	423,658.94
SALARY/REGULAR	423,658.94
720100	32,479.45
SOCIAL SECURITY	32,479.45
720110	63,163.81
EMPLOYEE INSURANCE	63,163.81
720120	53,099.27



RETIREMENT	53,099.27
720140	864.00
STATE UNEMPLOYMENT TAX	864.00
730100	1,624.74
OFFICE SUPPLIES	1,624.74
740510	515.39
PROFESSIONAL DEVELOPMENT	515.39
740660	3,503.43
EQUIPMENT RENTAL	3,503.43
790100	(3.19)
REIMBURSEMENTS CLEARING	(3.19)
8340	329,762.45
359TH DISTRICT COURT	329,762.45
710100	10,833.30
SALARY/OFFICIAL-DEPARTMENT HEAD	10,833.30
710110	223,513.57
SALARY/REGULAR	223,513.57
720100	17,539.67
SOCIAL SECURITY	17,539.67
720110	36,551.08
EMPLOYEE INSURANCE	36,551.08
720120	28,674.66
RETIREMENT	28,674.66
720140	572.64
STATE UNEMPLOYMENT TAX	572.64
730100	6,238.01
OFFICE SUPPLIES	6,238.01
740510	130.00
PROFESSIONAL DEVELOPMENT	130.00
740530	466.48
MOBILE PHONE AND DATA	466.48
740540	336.00
TRAVEL EXPENSE	336.00
740640	13.56
CONTRACT SERVICES	13.56
740660	4,893.48
EQUIPMENT RENTAL	4,893.48
8350	400,127.28
410th DISTRICT COURT	400,127.28
710100	10,833.30
SALARY/OFFICIAL-DEPARTMENT HEAD	10,833.30
710110	279,227.61
SALARY/REGULAR	279,227.61
720100	21,688.74
SOCIAL SECURITY	21,688.74
720110	46,334.47
EMPLOYEE INSURANCE	46,334.47
720120	35,510.76
RETIREMENT	35,510.76
720140	576.00
STATE UNEMPLOYMENT TAX	576.00
730100	2,036.74
OFFICE SUPPLIES	2,036.74
740510	480.00

PROFESSIONAL DEVELOPMENT	480.00
740540	760.55
TRAVEL EXPENSE	760.55
740660	2,712.96
EQUIPMENT RENTAL	2,712.96
790100	(33.85)
REIMBURSEMENTS CLEARING	(33.85)
8360	527,250.40
418TH DISTRICT COURT	527,250.40
710100	10,833.30
SALARY/OFFICIAL-DEPARTMENT HEAD	10,833.30
710110	374,961.71
SALARY/REGULAR	374,961.71
720100	28,898.00
SOCIAL SECURITY	28,898.00
720110	53,366.52
EMPLOYEE INSURANCE	53,366.52
720120	47,257.32
RETIREMENT	47,257.32
720140	720.00
STATE UNEMPLOYMENT TAX	720.00
730100	5,660.71
OFFICE SUPPLIES	5,660.71
740510	799.94
PROFESSIONAL DEVELOPMENT	799.94
740540	600.52
TRAVEL EXPENSE	600.52
740660	4,002.38
EQUIPMENT RENTAL	4,002.38
740680	150.00
MEMBERSHIP/ASSOCIATION DUES	150.00
8370	271,212.76
435TH DISTRICT COURT	271,212.76
710100	10,833.30
SALARY/OFFICIAL-DEPARTMENT HEAD	10,833.30
710110	174,628.02
SALARY/REGULAR	174,628.02
710130	193.27
SALARY/OVERTIME	193.27
720100	13,780.58
SOCIAL SECURITY	13,780.58
720110	32,540.40
EMPLOYEE INSURANCE	32,540.40
720120	22,699.93
RETIREMENT	22,699.93
720140	441.00
STATE UNEMPLOYMENT TAX	441.00
730100	4,163.68
OFFICE SUPPLIES	4,163.68
740510	330.00
PROFESSIONAL DEVELOPMENT	330.00
740530	75.98
MOBILE PHONE AND DATA	75.98
740640	7,500.00

CONTRACT SERVICES	7,500.00
740660	4,026.60
EQUIPMENT RENTAL	4,026.60
8401	417,775.59
DRUG COURT	417,775.59
710100	62,362.47
SALARY/OFFICIAL-DEPARTMENT HEAD	62,362.47
710110	83,053.98
SALARY/REGULAR	83,053.98
720100	10,782.88
SOCIAL SECURITY	10,782.88
720110	29,342.61
EMPLOYEE INSURANCE	29,342.61
720120	17,842.61
RETIREMENT	17,842.61
720140	432.00
STATE UNEMPLOYMENT TAX	432.00
730100	2,617.75
OFFICE SUPPLIES	2,617.75
740512	206,277.39
PROFESSIONAL SERVICES	206,277.39
740516	3,332.22
PROFESSIONAL SERVICES-URINALYSIS	3,332.22
740660	1,731.68
EQUIPMENT RENTAL	1,731.68
8402	219,918.66
DRUG COURT-DWI COURT	219,918.66
710110	41,552.61
SALARY/REGULAR	41,552.61
720100	3,165.91
SOCIAL SECURITY	3,165.91
720110	9,780.87
EMPLOYEE INSURANCE	9,780.87
720120	5,098.45
RETIREMENT	5,098.45
720140	144.00
STATE UNEMPLOYMENT TAX	144.00
730100	1,161.40
OFFICE SUPPLIES	1,161.40
740512	155,621.58
PROFESSIONAL SERVICES	155,621.58
740516	3,393.84
PROFESSIONAL SERVICES-URINALYSIS	3,393.84
8403	285,123.15
MENTAL HEALTH COURT SERVICE	285,123.15
710110	188,946.28
SALARY/REGULAR	188,946.28
720100	13,750.58
SOCIAL SECURITY	13,750.58
720110	47,877.90
EMPLOYEE INSURANCE	47,877.90
720120	23,183.64
RETIREMENT	23,183.64
720140	762.69

STATE UNEMPLOYMENT TAX	762.69
730100	3,492.25
OFFICE SUPPLIES	3,492.25
730320	64.95
IT HARDWARE	64.95
730330	159.80
IT SOFTWARE	159.80
740510	50.00
PROFESSIONAL DEVELOPMENT	50.00
740540	2,853.36
TRAVEL EXPENSE	2,853.36
740660	3,981.70
EQUIPMENT RENTAL	3,981.70
8510	792,344.99
JUSTICE OF PEACE PRECINCT 1	792,344.99
710100	109,664.37
SALARY/OFFICIAL-DEPARTMENT HEAD	109,664.37
710110	406,205.65
SALARY/REGULAR	406,205.65
720100	38,388.59
SOCIAL SECURITY	38,388.59
720110	78,246.96
EMPLOYEE INSURANCE	78,246.96
720120	63,297.32
RETIREMENT	63,297.32
720140	1,728.28
STATE UNEMPLOYMENT TAX	1,728.28
730100	2,764.49
OFFICE SUPPLIES	2,764.49
740140	158.38
VEHICLE MAINTENANCE	158.38
740510	1,585.00
PROFESSIONAL DEVELOPMENT	1,585.00
740512	6,636.02
PROFESSIONAL SERVICES	6,636.02
740540	1,660.17
TRAVEL EXPENSE	1,660.17
740560	1,130.00
TRANSPORTATION	1,130.00
740580	1,008.10
PRINTING	1,008.10
740620	12,578.01
ELECTRICITY	12,578.01
740640	192.40
CONTRACT SERVICES	192.40
740644	61,726.22
COLLECTION SERVICES	61,726.22
740660	6,045.03
EQUIPMENT RENTAL	6,045.03
740680	205.00
MEMBERSHIP/ASSOCIATION DUES	205.00
790100	(875.00)
REIMBURSEMENTS CLEARING	(875.00)
8520	545,803.34

JUSTICE OF PEACE PRECINCT 2	545,803.34
710100	109,664.37
SALARY/OFFICIAL-DEPARTMENT HEAD	109,664.37
710110	198,389.27
SALARY/REGULAR	198,389.27
710130	54.47
SALARY/OVERTIME	54.47
720100	22,940.63
SOCIAL SECURITY	22,940.63
720110	58,685.22
EMPLOYEE INSURANCE	58,685.22
720120	37,805.22
RETIREMENT	37,805.22
720140	843.69
STATE UNEMPLOYMENT TAX	843.69
730100	3,720.38
OFFICE SUPPLIES	3,720.38
740510	150.00
PROFESSIONAL DEVELOPMENT	150.00
740512	7,848.00
PROFESSIONAL SERVICES	7,848.00
740530	694.01
MOBILE PHONE AND DATA	694.01
740540	450.68
TRAVEL EXPENSE	450.68
740560	775.00
TRANSPORTATION	775.00
740620	8,116.34
ELECTRICITY	8,116.34
740644	92,741.05
COLLECTION SERVICES	92,741.05
740660	3,099.56
EQUIPMENT RENTAL	3,099.56
740680	240.00
MEMBERSHIP/ASSOCIATION DUES	240.00
790100	(414.55)
REIMBURSEMENTS CLEARING	(414.55)
8530	1,052,851.75
JUSTICE OF PEACE PRECINCT 3	1,052,851.75
710100	109,664.37
SALARY/OFFICIAL-DEPARTMENT HEAD	109,664.37
710110	600,573.22
SALARY/REGULAR	600,573.22
710130	9,249.91
SALARY/OVERTIME	9,249.91
710140	396.52
SALARY/CELL PHONE ALLOWANCE	396.52
720100	52,935.97
SOCIAL SECURITY	52,935.97
720110	166,551.74
EMPLOYEE INSURANCE	166,551.74
720120	88,368.06
RETIREMENT	88,368.06
720140	2,554.56

STATE UNEMPLOYMENT TAX	2,554.56
730100	8,813.40
OFFICE SUPPLIES	8,813.40
740140	73.95
VEHICLE MAINTENANCE	73.95
740510	1,535.00
PROFESSIONAL DEVELOPMENT	1,535.00
740512	1,240.79
PROFESSIONAL SERVICES	1,240.79
740540	2,267.83
TRAVEL EXPENSE	2,267.83
740560	1,390.00
TRANSPORTATION	1,390.00
740580	1,230.00
PRINTING	1,230.00
740660	2,898.76
EQUIPMENT RENTAL	2,898.76
740680	60.00
MEMBERSHIP/ASSOCIATION DUES	60.00
750400	4,027.67
CAPITAL OUTLAY-FURNITURE FIXTURES AND EQUIPMENT	4,027.67
790100	(980.00)
REIMBURSEMENTS CLEARING	(980.00)
8540	825,006.03
JUSTICE OF PEACE PRECINCT 4	825,006.03
710100	109,664.37
SALARY/OFFICIAL-DEPARTMENT HEAD	109,664.37
710110	406,086.85
SALARY/REGULAR	406,086.85
710130	5,606.27
SALARY/OVERTIME	5,606.27
720100	39,009.58
SOCIAL SECURITY	39,009.58
720110	112,223.28
EMPLOYEE INSURANCE	112,223.28
720120	63,970.56
RETIREMENT	63,970.56
720140	1,825.83
STATE UNEMPLOYMENT TAX	1,825.83
730100	3,983.26
OFFICE SUPPLIES	3,983.26
740512	5,904.00
PROFESSIONAL SERVICES	5,904.00
740530	127.31
MOBILE PHONE AND DATA	127.31
740540	2,207.62
TRAVEL EXPENSE	2,207.62
740560	1,240.00
TRANSPORTATION	1,240.00
740580	1,656.04
PRINTING	1,656.04
740620	5,255.49
ELECTRICITY	5,255.49
740640	124.75

CONTRACT SERVICES	124.75
740644	62,147.79
COLLECTION SERVICES	62,147.79
740660	3,973.03
EQUIPMENT RENTAL	3,973.03
8550	499,567.32
JUSTICE OF PEACE PRECINCT 5	499,567.32
710100	109,664.37
SALARY/OFFICIAL-DEPARTMENT HEAD	109,664.37
710110	206,048.07
SALARY/REGULAR	206,048.07
720100	23,796.54
SOCIAL SECURITY	23,796.54
720110	56,359.02
EMPLOYEE INSURANCE	56,359.02
720120	38,737.86
RETIREMENT	38,737.86
720140	725.00
STATE UNEMPLOYMENT TAX	725.00
730100	8,172.52
OFFICE SUPPLIES	8,172.52
740510	765.00
PROFESSIONAL DEVELOPMENT	765.00
740512	3,048.00
PROFESSIONAL SERVICES	3,048.00
740530	1,263.39
MOBILE PHONE AND DATA	1,263.39
740540	865.66
TRAVEL EXPENSE	865.66
740644	48,927.51
COLLECTION SERVICES	48,927.51
740660	1,344.38
EQUIPMENT RENTAL	1,344.38
790100	(150.00)
REIMBURSEMENTS CLEARING	(150.00)
6502	942,559.87
SHERIFF FINANCE	942,559.87
710110	394,924.78
SALARY/REGULAR	394,924.78
710130	5,361.82
SALARY/OVERTIME	5,361.82
720100	29,428.28
SOCIAL SECURITY	29,428.28
720110	84,843.20
EMPLOYEE INSURANCE	84,843.20
720120	49,115.59
RETIREMENT	49,115.59
720140	1,296.33
STATE UNEMPLOYMENT TAX	1,296.33
730100	38,903.29
OFFICE SUPPLIES	38,903.29
730320	649.36
IT HARDWARE	649.36
740110	10,814.46

IT SOFTWARE MAINTENANCE	10,814.46
740504	16,748.40
ONLINE SERVICES	16,748.40
740512	3,625.00
PROFESSIONAL SERVICES	3,625.00
740530	295,508.59
MOBILE PHONE AND DATA	295,508.59
740540	4,140.50
TRAVEL EXPENSE	4,140.50
740580	251.00
PRINTING	251.00
740660	6,949.27
EQUIPMENT RENTAL	6,949.27
5703	-
242 OPERATIONS	-
740644	-
COLLECTION SERVICES	-
3212	-
PAYROLL PASS-THRU	-
710110	-
SALARY/REGULAR	-
3702	358.00
TAC RENDITION PENALTY	358.00
730220	358.00
REPLACEMENTS	358.00
2600	29,725,286.32
ROAD AND BRIDGE	29,725,286.32
2600	925,298.26
INFORMATION TECHNOLOGY	925,298.26
710100	105,349.02
SALARY/OFFICIAL-DEPARTMENT HEAD	105,349.02
710110	546,491.49
SALARY/REGULAR	546,491.49
710130	8,623.03
SALARY/OVERTIME	8,623.03
710140	5,325.43
SALARY/CELL PHONE ALLOWANCE	5,325.43
720100	49,774.77
SOCIAL SECURITY	49,774.77
720110	124,182.13
EMPLOYEE INSURANCE	124,182.13
720120	81,950.60
RETIREMENT	81,950.60
720140	2,120.17
STATE UNEMPLOYMENT TAX	2,120.17
730100	496.91
OFFICE SUPPLIES	496.91
740512	95.00
PROFESSIONAL SERVICES	95.00
740620	889.71
ELECTRICITY	889.71
740660	-
EQUIPMENT RENTAL	-
4700	1,369,316.49



PARKS	1,369,316.49
710110	827,178.63
SALARY/REGULAR	827,178.63
710130	14,996.98
SALARY/OVERTIME	14,996.98
710140	692.41
SALARY/CELL PHONE ALLOWANCE	692.41
720100	63,356.18
SOCIAL SECURITY	63,356.18
720110	197,619.83
EMPLOYEE INSURANCE	197,619.83
720120	101,051.17
RETIREMENT	101,051.17
720140	4,074.13
STATE UNEMPLOYMENT TAX	4,074.13
730100	32,893.47
OFFICE SUPPLIES	32,893.47
730140	3,688.21
JANITOR SUPPLIES	3,688.21
730190	1,900.00
ROAD MATERIALS	1,900.00
730250	1,727.05
SHOP SUPPLIES	1,727.05
730260	1,815.40
VEHICLE SUPPLIES	1,815.40
730310	2,868.37
UNIFORMS	2,868.37
740140	16,365.90
VEHICLE MAINTENANCE	16,365.90
740150	600.56
LANDSCAPE MAINTENANCE	600.56
740410	800.00
TOLLS	800.00
740504	21.17
ONLINE SERVICES	21.17
740510	59.00
PROFESSIONAL DEVELOPMENT	59.00
740512	79,127.66
PROFESSIONAL SERVICES	79,127.66
740530	3,001.11
MOBILE PHONE AND DATA	3,001.11
740540	93.38
TRAVEL EXPENSE	93.38
740620	5,446.19
ELECTRICITY	5,446.19
740640	1,245.60
CONTRACT SERVICES	1,245.60
740654	5,900.24
COMMUNITY BUILDING/VOTING BOX	5,900.24
740660	2,793.85
EQUIPMENT RENTAL	2,793.85
4800	389,732.69
COMMUNITY CENTERS	389,732.69
710110	263,772.49

SALARY/REGULAR	263,772.49
710140	396.52
SALARY/CELL PHONE ALLOWANCE	396.52
720100	19,871.38
SOCIAL SECURITY	19,871.38
720110	42,297.20
EMPLOYEE INSURANCE	42,297.20
720120	32,413.43
RETIREMENT	32,413.43
720140	1,360.44
STATE UNEMPLOYMENT TAX	1,360.44
730100	14,890.89
OFFICE SUPPLIES	14,890.89
730380	8,492.91
AUDIO/VISUAL SUPPLIES	8,492.91
740512	3,393.52
PROFESSIONAL SERVICES	3,393.52
740540	90.77
TRAVEL EXPENSE	90.77
740640	360.00
CONTRACT SERVICES	360.00
740660	1,133.52
EQUIPMENT RENTAL	1,133.52
740694	1,259.62
FOOD SERVICE	1,259.62
4900	1,039,862.04
RECYCLE CENTERS	1,039,862.04
710110	492,507.97
SALARY/REGULAR	492,507.97
710130	29,016.88
SALARY/OVERTIME	29,016.88
710140	1,317.84
SALARY/CELL PHONE ALLOWANCE	1,317.84
720100	39,369.34
SOCIAL SECURITY	39,369.34
720110	117,352.03
EMPLOYEE INSURANCE	117,352.03
720120	64,152.43
RETIREMENT	64,152.43
720140	1,881.00
STATE UNEMPLOYMENT TAX	1,881.00
730100	32,871.55
OFFICE SUPPLIES	32,871.55
730250	420.48
SHOP SUPPLIES	420.48
730260	738.98
VEHICLE SUPPLIES	738.98
730310	843.78
UNIFORMS	843.78
740420	1,276.95
COURIER SERVICE	1,276.95
740512	225,252.32
PROFESSIONAL SERVICES	225,252.32
740620	1,509.29

ELECTRICITY	1,509.29
740640	18,716.20
CONTRACT SERVICES	18,716.20
740660	12,635.00
EQUIPMENT RENTAL	12,635.00
7300	51,005.51
CONSTABLE PRECINCT 3	51,005.51
710130	39,117.48
SALARY/OVERTIME	39,117.48
720100	2,896.55
SOCIAL SECURITY	2,896.55
720110	4,189.97
EMPLOYEE INSURANCE	4,189.97
720120	4,799.69
RETIREMENT	4,799.69
720140	1.82
STATE UNEMPLOYMENT TAX	1.82
9000	4,500.00
RESTRICTED	4,500.00
730190	4,500.00
ROAD MATERIALS	4,500.00
9100	6,239,685.25
COMMISSIONER PRECINCT 1	6,239,685.25
710100	145,777.76
SALARY/OFFICIAL-DEPARTMENT HEAD	145,777.76
710110	2,209,508.31
SALARY/REGULAR	2,209,508.31
710130	62,286.86
SALARY/OVERTIME	62,286.86
710140	1,208.03
SALARY/CELL PHONE ALLOWANCE	1,208.03
720100	179,649.79
SOCIAL SECURITY	179,649.79
720110	517,802.64
EMPLOYEE INSURANCE	517,802.64
720120	296,109.73
RETIREMENT	296,109.73
720140	7,851.43
STATE UNEMPLOYMENT TAX	7,851.43
730100	60,853.50
OFFICE SUPPLIES	60,853.50
730140	(1,243.07)
JANITOR SUPPLIES	(1,243.07)
730180	5,092.20
CULVERTS	5,092.20
730190	794,869.05
ROAD MATERIALS	794,869.05
730200	10,035.32
CRUSHED CONCRETE/REJECT	10,035.32
730220	1,884.29
REPLACEMENTS	1,884.29
730240	12,661.11
FUEL	12,661.11
730250	4,861.75

SHOP SUPPLIES	4,861.75
730260	265,260.80
VEHICLE SUPPLIES	265,260.80
730270	217,212.22
LAW ENFORCEMENT SPECIFIC SUPPLIES	217,212.22
730310	14,088.69
UNIFORMS	14,088.69
730350	270.00
AGRICULTURE SUPPLIES	270.00
730390	(1,145.20)
MEDICAL SUPPLIES	(1,145.20)
740140	18,437.30
VEHICLE MAINTENANCE	18,437.30
740150	30,675.05
LANDSCAPE MAINTENANCE	30,675.05
740430	1,136.86
STRIPING/SEALANT SERVICES	1,136.86
740510	1,335.27
PROFESSIONAL DEVELOPMENT	1,335.27
740512	481,722.15
PROFESSIONAL SERVICES	481,722.15
740530	10,090.66
MOBILE PHONE AND DATA	10,090.66
740620	170,405.70
ELECTRICITY	170,405.70
740624	4,940.38
WATER AND SEWER	4,940.38
740628	6,581.98
TELEPHONE-FIBER OPTIC-RESTRICTED	6,581.98
740640	143,672.72
CONTRACT SERVICES	143,672.72
740650	58,479.67
SIGN AND SIGNAL MAINTENANCE	58,479.67
740652	9,112.50
BRIDGE REPAIR	9,112.50
740654	11,230.72
COMMUNITY BUILDING/VOTING BOX	11,230.72
740656	318.00
RENT AND LEASES	318.00
740660	16,343.26
EQUIPMENT RENTAL	16,343.26
750200	3,500.00
CAPITAL OUTLAY-LAND	3,500.00
750300	26,275.57
CAPITAL OUTLAY-BUILDING	26,275.57
750400	215,872.62
CAPITAL OUTLAY-FURNITURE FIXTURES AND EQUIPMENT	215,872.62
750600	223,934.70
CAPITAL OUTLAY-VEHICLES	223,934.70
750800	2,484.60
MAJOR PROJECTS	2,484.60
790100	(1,759.67)
REIMBURSEMENTS CLEARING	(1,759.67)
9200	6,382,369.07

COMMISSIONER PRECINCT 2	6,382,369.07
710100	145,747.76
SALARY/OFFICIAL-DEPARTMENT HEAD	145,747.76
710110	1,846,277.63
SALARY/REGULAR	1,846,277.63
710130	4,483.03
SALARY/OVERTIME	4,483.03
710140	1,399.60
SALARY/CELL PHONE ALLOWANCE	1,399.60
720100	146,137.48
SOCIAL SECURITY	146,137.48
720110	455,939.43
EMPLOYEE INSURANCE	455,939.43
720120	245,656.70
RETIREMENT	245,656.70
720140	6,999.45
STATE UNEMPLOYMENT TAX	6,999.45
730100	8,121.38
OFFICE SUPPLIES	8,121.38
730180	9,044.30
CULVERTS	9,044.30
730190	1,868,957.28
ROAD MATERIALS	1,868,957.28
730220	937.39
REPLACEMENTS	937.39
730240	136,160.34
FUEL	136,160.34
730250	11,675.66
SHOP SUPPLIES	11,675.66
730260	307,624.36
VEHICLE SUPPLIES	307,624.36
730310	18,160.22
UNIFORMS	18,160.22
740110	3,196.00
IT SOFTWARE MAINTENANCE	3,196.00
740510	734.55
PROFESSIONAL DEVELOPMENT	734.55
740512	234,150.24
PROFESSIONAL SERVICES	234,150.24
740530	7,829.23
MOBILE PHONE AND DATA	7,829.23
740620	65,930.01
ELECTRICITY	65,930.01
740628	22,261.19
TELEPHONE-FIBER OPTIC-RESTRICTED	22,261.19
740640	2,283.98
CONTRACT SERVICES	2,283.98
740650	90,340.06
SIGN AND SIGNAL MAINTENANCE	90,340.06
740654	543.51
COMMUNITY BUILDING/VOTING BOX	543.51
740660	3,344.18
EQUIPMENT RENTAL	3,344.18
750400	413,962.39

CAPITAL OUTLAY-FURNITURE FIXTURES AND EQUIPMENT	413,962.39
750600	78,568.54
CAPITAL OUTLAY-VEHICLES	78,568.54
750800	147,344.40
MAJOR PROJECTS	147,344.40
760600	100,000.00
SETTLEMENT COSTS	100,000.00
790100	(1,441.22)
REIMBURSEMENTS CLEARING	(1,441.22)
9300	5,225,303.15
COMMISSIONER PRECINCT 3	5,225,303.15
710100	147,746.99
SALARY/OFFICIAL-DEPARTMENT HEAD	147,746.99
710110	1,134,794.94
SALARY/REGULAR	1,134,794.94
710130	36,688.90
SALARY/OVERTIME	36,688.90
710140	6,298.55
SALARY/CELL PHONE ALLOWANCE	6,298.55
720100	96,864.31
SOCIAL SECURITY	96,864.31
720110	246,673.98
EMPLOYEE INSURANCE	246,673.98
720120	162,923.71
RETIREMENT	162,923.71
720140	3,618.78
STATE UNEMPLOYMENT TAX	3,618.78
730100	272,176.47
OFFICE SUPPLIES	272,176.47
730140	1,220.62
JANITOR SUPPLIES	1,220.62
730180	814.02
CULVERTS	814.02
730190	616,759.41
ROAD MATERIALS	616,759.41
730200	404.64
CRUSHED CONCRETE/REJECT	404.64
730220	5,658.09
REPLACEMENTS	5,658.09
730240	65,250.90
FUEL	65,250.90
730250	1,849.40
SHOP SUPPLIES	1,849.40
730260	99,945.83
VEHICLE SUPPLIES	99,945.83
730270	25,482.33
LAW ENFORCEMENT SPECIFIC SUPPLIES	25,482.33
730310	9,526.41
UNIFORMS	9,526.41
730320	1,037.36
IT HARDWARE	1,037.36
730350	29,259.30
AGRICULTURE SUPPLIES	29,259.30
730380	3,928.35

AUDIO/VISUAL SUPPLIES	3,928.35
730390	5,162.45
MEDICAL SUPPLIES	5,162.45
740140	4,370.02
VEHICLE MAINTENANCE	4,370.02
740430	517,040.64
STRIPING/SEALANT SERVICES	517,040.64
740440	8,075.00
CONCRETE/CURB REPAIR	8,075.00
740504	600.00
ONLINE SERVICES	600.00
740510	675.00
PROFESSIONAL DEVELOPMENT	675.00
740512	388,374.67
PROFESSIONAL SERVICES	388,374.67
740530	8,679.58
MOBILE PHONE AND DATA	8,679.58
740540	1,685.32
TRAVEL EXPENSE	1,685.32
740620	113,870.57
ELECTRICITY	113,870.57
740628	10,071.51
TELEPHONE-FIBER OPTIC-RESTRICTED	10,071.51
740640	751.13
CONTRACT SERVICES	751.13
740650	161,817.67
SIGN AND SIGNAL MAINTENANCE	161,817.67
740660	7,687.08
EQUIPMENT RENTAL	7,687.08
740662	62,758.42
LEASE TO PURCHASE	62,758.42
740680	500.00
MEMBERSHIP/ASSOCIATION DUES	500.00
740750	436.50
REMODEL	436.50
750400	186,116.40
CAPITAL OUTLAY-FURNITURE FIXTURES AND EQUIPMENT	186,116.40
750600	395,904.12
CAPITAL OUTLAY-VEHICLES	395,904.12
750800	421,978.89
MAJOR PROJECTS	421,978.89
790100	(40,175.11)
REIMBURSEMENTS CLEARING	(40,175.11)
9400	6,683,083.50
COMMISSIONER PRECINCT 4	6,683,083.50
710100	145,777.76
SALARY/OFFICIAL-DEPARTMENT HEAD	145,777.76
710110	2,333,684.24
SALARY/REGULAR	2,333,684.24
710130	30,930.62
SALARY/OVERTIME	30,930.62
710140	1,565.41
SALARY/CELL PHONE ALLOWANCE	1,565.41
720100	186,187.60

SOCIAL SECURITY	186,187.60
720110	515,674.12
EMPLOYEE INSURANCE	515,674.12
720120	309,129.73
RETIREMENT	309,129.73
720140	8,021.49
STATE UNEMPLOYMENT TAX	8,021.49
730100	70,841.71
OFFICE SUPPLIES	70,841.71
730110	125.34
POSTAGE	125.34
730180	83,431.88
CULVERTS	83,431.88
730190	576,824.43
ROAD MATERIALS	576,824.43
730200	264,731.63
CRUSHED CONCRETE/REJECT	264,731.63
730240	211,950.80
FUEL	211,950.80
730250	47,074.58
SHOP SUPPLIES	47,074.58
730260	180,228.16
VEHICLE SUPPLIES	180,228.16
730310	17,222.26
UNIFORMS	17,222.26
730350	123,681.81
AGRICULTURE SUPPLIES	123,681.81
740140	96,082.05
VEHICLE MAINTENANCE	96,082.05
740150	48,238.00
LANDSCAPE MAINTENANCE	48,238.00
740410	4,066.39
TOLLS	4,066.39
740430	6,379.00
STRIPING/SEALANT SERVICES	6,379.00
740440	6,885.00
CONCRETE/CURB REPAIR	6,885.00
740510	335.00
PROFESSIONAL DEVELOPMENT	335.00
740512	94,551.33
PROFESSIONAL SERVICES	94,551.33
740530	21,112.62
MOBILE PHONE AND DATA	21,112.62
740540	1,666.19
TRAVEL EXPENSE	1,666.19
740550	11,376.94
SAFETY PROGRAM	11,376.94
740580	728.75
PRINTING	728.75
740620	154,412.32
ELECTRICITY	154,412.32
740628	8,583.41
TELEPHONE-FIBER OPTIC-RESTRICTED	8,583.41
740640	10,988.64



CONTRACT SERVICES	10,988.64
740650	22,707.23
SIGN AND SIGNAL MAINTENANCE	22,707.23
740660	9,157.07
EQUIPMENT RENTAL	9,157.07
740662	88,868.12
LEASE TO PURCHASE	88,868.12
750300	5,652.26
CAPITAL OUTLAY-BUILDING	5,652.26
750400	632,937.91
CAPITAL OUTLAY-FURNITURE FIXTURES AND EQUIPMENT	632,937.91
750600	599,647.84
CAPITAL OUTLAY-VEHICLES	599,647.84
750800	47,039.47
MAJOR PROJECTS	47,039.47
790100	(295,467.16)
REIMBURSEMENTS CLEARING	(295,467.16)
740260	51.55
INTEREST ON CREDIT CARDS	51.55
9500	1,415,130.36
COUNTY ENGINEER	1,415,130.36
710100	117,379.38
SALARY/OFFICIAL-DEPARTMENT HEAD	117,379.38
710110	932,302.20
SALARY/REGULAR	932,302.20
710140	4,507.44
SALARY/CELL PHONE ALLOWANCE	4,507.44
720100	78,938.75
SOCIAL SECURITY	78,938.75
720110	133,661.61
EMPLOYEE INSURANCE	133,661.61
720120	129,348.97
RETIREMENT	129,348.97
720140	2,169.00
STATE UNEMPLOYMENT TAX	2,169.00
730100	5,307.63
OFFICE SUPPLIES	5,307.63
730330	6,692.00
IT SOFTWARE	6,692.00
740540	1,718.53
TRAVEL EXPENSE	1,718.53
740660	3,024.85
EQUIPMENT RENTAL	3,024.85
740680	80.00
MEMBERSHIP/ASSOCIATION DUES	80.00
201	26,692.02
WORTHLESS CHECK	26,692.02
2800	26,692.02
COUNTY ATTORNEY	26,692.02
710110	18,106.64
SALARY/REGULAR	18,106.64
720100	1,339.69
SOCIAL SECURITY	1,339.69
720110	4,890.52

EMPLOYEE INSURANCE	4,890.52
720120	2,283.17
RETIREMENT	2,283.17
720140	72.00
STATE UNEMPLOYMENT TAX	72.00
202	1,166,950.93
FORFEITURES	1,166,950.93
5100	370,648.93
DISTRICT ATTORNEY	370,648.93
710110	31,676.98
SALARY/REGULAR	31,676.98
710130	314.04
SALARY/OVERTIME	314.04
710150	38,834.38
SALARY/SPECIAL PAY	38,834.38
720100	5,351.08
SOCIAL SECURITY	5,351.08
720110	12,484.50
EMPLOYEE INSURANCE	12,484.50
720120	8,690.10
RETIREMENT	8,690.10
720140	152.27
STATE UNEMPLOYMENT TAX	152.27
730100	29,451.44
OFFICE SUPPLIES	29,451.44
730120	3,074.52
BOOK SUPPLEMENTS	3,074.52
730270	10,000.00
LAW ENFORCEMENT SPECIFIC SUPPLIES	10,000.00
730300	4,500.00
COMMUNITY AWARENESS SUPPLIES	4,500.00
730320	1,378.00
IT HARDWARE	1,378.00
740140	1,214.99
VEHICLE MAINTENANCE	1,214.99
740504	5,376.92
ONLINE SERVICES	5,376.92
740510	4,499.47
PROFESSIONAL DEVELOPMENT	4,499.47
740512	45,500.00
PROFESSIONAL SERVICES	45,500.00
740530	2,416.64
MOBILE PHONE AND DATA	2,416.64
740540	3,370.00
TRAVEL EXPENSE	3,370.00
740680	20,393.66
MEMBERSHIP/ASSOCIATION DUES	20,393.66
740690	2,504.69
COURT COST	2,504.69
750600	39,465.25
CAPITAL OUTLAY-VEHICLES	39,465.25
790920	100,000.00
MONTGOMERY COUNTY MATCH	100,000.00
5300	75.00

FIRE MARSHAL - INVESTIGATIONS	75.00
730100	75.00
OFFICE SUPPLIES	75.00
5601	19,604.66
FORFEITURES	19,604.66
730100	9,676.72
OFFICE SUPPLIES	9,676.72
730280	110.00
CANINE EXPENSES	110.00
740510	20.00
PROFESSIONAL DEVELOPMENT	20.00
740512	300.00
PROFESSIONAL SERVICES	300.00
750600	9,497.94
CAPITAL OUTLAY-VEHICLES	9,497.94
6000	613,436.55
SHERIFF	613,436.55
730100	207,666.09
OFFICE SUPPLIES	207,666.09
730220	4,070.00
REPLACEMENTS	4,070.00
730310	1,402.00
UNIFORMS	1,402.00
730340	4,000.00
BUY MONEY SUPPLY	4,000.00
740510	4,097.48
PROFESSIONAL DEVELOPMENT	4,097.48
740512	27,656.98
PROFESSIONAL SERVICES	27,656.98
740540	17,893.67
TRAVEL EXPENSE	17,893.67
740680	5,735.00
MEMBERSHIP/ASSOCIATION DUES	5,735.00
740750	37,241.52
REMODEL	37,241.52
750300	274,641.81
CAPITAL OUTLAY-BUILDING	274,641.81
750400	15,999.00
CAPITAL OUTLAY-FURNITURE FIXTURES AND EQUIPMENT	15,999.00
750600	13,033.00
CAPITAL OUTLAY-VEHICLES	13,033.00
6200	134,018.70
SHERIFF CID	134,018.70
740640	134,018.70
CONTRACT SERVICES	134,018.70
7100	230.00
CONSTABLE PRECINCT 1	230.00
740510	230.00
PROFESSIONAL DEVELOPMENT	230.00
7200	7,649.50
CONSTABLE PRECINCT 2	7,649.50
730260	1,649.50
VEHICLE SUPPLIES	1,649.50
750600	6,000.00

CAPITAL OUTLAY-VEHICLES	6,000.00
7300	1,016.20
CONSTABLE PRECINCT 3	1,016.20
740120	1,016.20
MEDICAL SERVICES	1,016.20
7400	8,089.08
CONSTABLE PRECINCT 4	8,089.08
730100	902.60
OFFICE SUPPLIES	902.60
730220	1,994.98
REPLACEMENTS	1,994.98
730310	750.00
UNIFORMS	750.00
740140	4,441.50
VEHICLE MAINTENANCE	4,441.50
7500	12,182.31
CONSTABLE PRECINCT 5	12,182.31
730100	7,822.31
OFFICE SUPPLIES	7,822.31
730270	4,360.00
LAW ENFORCEMENT SPECIFIC SUPPLIES	4,360.00
203	1,223,042.29
JAIL COMMISSARY	1,223,042.29
6602	1,223,042.29
SHERIFF COMMISSARY	1,223,042.29
710110	91,574.71
SALARY/REGULAR	91,574.71
720100	6,856.68
SOCIAL SECURITY	6,856.68
720110	19,552.51
EMPLOYEE INSURANCE	19,552.51
720120	11,236.23
RETIREMENT	11,236.23
720130	1,901.08
WORKERS COMPENSATION	1,901.08
720140	381.82
STATE UNEMPLOYMENT TAX	381.82
730100	157,378.37
OFFICE SUPPLIES	157,378.37
730140	49,320.76
JANITOR SUPPLIES	49,320.76
730150	100,922.12
INMATE SUPPLIES	100,922.12
730220	92,221.15
REPLACEMENTS	92,221.15
740504	14,664.00
ONLINE SERVICES	14,664.00
740512	536,887.64
PROFESSIONAL SERVICES	536,887.64
750300	47,703.00
CAPITAL OUTLAY-BUILDING	47,703.00
750400	18,222.22
CAPITAL OUTLAY-FURNITURE FIXTURES AND EQUIPMENT	18,222.22
750600	74,220.00

CAPITAL OUTLAY-VEHICLES	74,220.00
204	220,824.25
LAW LIBRARY	240,944.25
3260	240,944.25
LAW LIBRARY	240,944.25
710110	113,113.92
SALARY/REGULAR	113,113.92
720100	8,418.19
SOCIAL SECURITY	8,418.19
720110	19,561.74
EMPLOYEE INSURANCE	19,561.74
720120	13,879.14
RETIREMENT	13,879.14
720140	436.19
STATE UNEMPLOYMENT TAX	436.19
730100	2,865.07
OFFICE SUPPLIES	2,865.07
730120	7,250.11
BOOK SUPPLEMENTS	7,250.11
740504	15,746.75
ONLINE SERVICES	15,746.75
740510	520.00
PROFESSIONAL DEVELOPMENT	520.00
740580	83.96
PRINTING	83.96
750700	59,069.18
CAPITAL OUTLAY-BOOKS	59,069.18
205	19,876.40
PRE-TRIAL DIVERSION	19,876.40
5100	5,660.12
DISTRICT ATTORNEY	5,660.12
710110	4,605.99
SALARY/REGULAR	4,605.99
720100	352.36
SOCIAL SECURITY	352.36
720120	565.15
RETIREMENT	565.15
720140	136.62
STATE UNEMPLOYMENT TAX	136.62
5103	14,216.28
PRE-TRIAL DIVERSION	14,216.28
710110	10,812.42
SALARY/REGULAR	10,812.42
720100	827.14
SOCIAL SECURITY	827.14
720120	1,326.67
RETIREMENT	1,326.67
720140	11.35
STATE UNEMPLOYMENT TAX	11.35
740660	1,238.70
EQUIPMENT RENTAL	1,238.70
206	683,281.61
COUNTY CLERK RECORDS MGMT & PRESERVATION	683,281.61
1206	2,936.59

COUNTY CLERK RECORDS MANAGEMENT/PRESERVATION	2,936.59
730100	122.33
OFFICE SUPPLIES	122.33
740512	1,708.95
PROFESSIONAL SERVICES	1,708.95
740530	75.98
MOBILE PHONE AND DATA	75.98
740640	54.73
CONTRACT SERVICES	54.73
740656	974.60
RENT AND LEASES	974.60
2300	680,345.02
COUNTY CLERK	680,345.02
710110	177,344.43
SALARY/REGULAR	177,344.43
720100	13,359.44
SOCIAL SECURITY	13,359.44
720110	39,120.93
EMPLOYEE INSURANCE	39,120.93
720120	21,760.12
RETIREMENT	21,760.12
720140	754.95
STATE UNEMPLOYMENT TAX	754.95
730100	11,963.45
OFFICE SUPPLIES	11,963.45
740504	468.00
ONLINE SERVICES	468.00
740510	465.00
PROFESSIONAL DEVELOPMENT	465.00
740512	91,852.81
PROFESSIONAL SERVICES	91,852.81
740530	607.84
MOBILE PHONE AND DATA	607.84
740540	1,081.10
TRAVEL EXPENSE	1,081.10
740656	8,526.59
RENT AND LEASES	8,526.59
750300	313,040.36
CAPITAL OUTLAY-BUILDING	313,040.36
2107	522,455.41
COUNTY RECORDS MANAGEMENT	522,455.41
6404	522,455.41
SHERIFF RECORDS	522,455.41
710110	346,481.58
SALARY/REGULAR	346,481.58
710130	347.10
SALARY/OVERTIME	347.10
720100	26,054.92
SOCIAL SECURITY	26,054.92
720110	95,913.47
EMPLOYEE INSURANCE	95,913.47
720120	42,555.54
RETIREMENT	42,555.54
720140	1,583.82

STATE UNEMPLOYMENT TAX	1,583.82
730100	4,611.27
OFFICE SUPPLIES	4,611.27
740510	1,375.00
PROFESSIONAL DEVELOPMENT	1,375.00
740580	1,011.27
PRINTING	1,011.27
740660	2,521.44
EQUIPMENT RENTAL	2,521.44
208	22,340.79
DISTRICT CLERK RECORDS MGMT & PRESERVATION	22,340.79
2700	22,340.79
DISTRICT CLERK	22,340.79
730100	11,619.27
OFFICE SUPPLIES	11,619.27
730320	10,114.52
IT HARDWARE	10,114.52
740640	607.00
CONTRACT SERVICES	607.00
209	36.00
DISTRICT CLERK RECORDS PRESERVATION	36.00
2700	36.00
DISTRICT CLERK	36.00
740512	36.00
PROFESSIONAL SERVICES	36.00
211	11,448.85
COUNTY AND DISTRICT COURT TECHNOLOGY	11,448.85
8107	11,448.85
COURT TECHNOLOGY COUNTY/DISTRICT	11,448.85
730100	7,775.06
OFFICE SUPPLIES	7,775.06
730380	560.00
AUDIO/VISUAL SUPPLIES	560.00
740530	3,113.79
MOBILE PHONE AND DATA	3,113.79
212	32,026.08
COURT GUARDIANSHIP	32,026.08
8105	32,026.08
COURT GUARDIANSHIP	32,026.08
740270	4,170.08
APPOINTED ATTORNEY	4,170.08
740310	27,856.00
APPOINTED ATTORNEY-CIVIL	27,856.00
213	65,323.35
COURT REPORTER SERVICE	65,323.35
8106	65,323.35
COURT REPORTER	65,323.35
730100	8,805.00
OFFICE SUPPLIES	8,805.00
740484	27,939.27
COURT REPORTER TRANSCRIPT	27,939.27
740512	28,436.48
PROFESSIONAL SERVICES	28,436.48
740540	142.60

TRAVEL EXPENSE	142.60
241	23,292.90
COURTHOUSE SECURITY - COUNTY/DISTRICT COURT	285,292.90
6101	285,292.90
SHERIFF COURTHOUSE SECURITY	285,292.90
740640	285,292.90
CONTRACT SERVICES	285,292.90
245	23,094.76
COURTHOUSE SECURITY - JP	23,094.76
8590	23,094.76
JP JUSTICE COURT SECURITY	23,094.76
730100	4,015.67
OFFICE SUPPLIES	4,015.67
750300	19,079.09
CAPITAL OUTLAY-BUILDING	19,079.09
246	71,066.03
JUSTICE COURT TECHNOLOGY	71,066.03
1216	20,000.00
JUSTICE COURT TECHNOLOGY	20,000.00
730330	20,000.00
IT SOFTWARE	20,000.00
8591	51,066.03
JP JUSTICE COURT TECHNOLOGY	51,066.03
730100	46,480.94
OFFICE SUPPLIES	46,480.94
740510	600.00
PROFESSIONAL DEVELOPMENT	600.00
740530	3,297.04
MOBILE PHONE AND DATA	3,297.04
740540	385.00
TRAVEL EXPENSE	385.00
740640	303.05
CONTRACT SERVICES	303.05
247	253,714.34
JUVENILE CASE MANAGER	253,714.34
8592	253,714.34
JP JUVENILE CASE MANAGER	253,714.34
710110	170,050.06
SALARY/REGULAR	170,050.06
710130	864.29
SALARY/OVERTIME	864.29
720100	12,653.04
SOCIAL SECURITY	12,653.04
720110	48,455.64
EMPLOYEE INSURANCE	48,455.64
720120	20,971.31
RETIREMENT	20,971.31
720140	720.00
STATE UNEMPLOYMENT TAX	720.00
248	9,388.63
CC VITAL RECORDS PRESERVATION	9,388.63
2300	9,388.63
COUNTY CLERK	9,388.63
730100	1,938.31



OFFICE SUPPLIES	1,938.31
730170	6,251.00
BIRTH CERTIFICATES	6,251.00
740510	600.00
PROFESSIONAL DEVELOPMENT	600.00
740540	599.32
TRAVEL EXPENSE	599.32
2502	731,358.60
CONTRACT ELECTION SERVICE	731,358.60
2502	216,402.89
CONTRACT ELECTION DIRECT PAID	216,402.89
710120	122,720.90
SALARY/OTHER	122,720.90
730100	11,013.81
OFFICE SUPPLIES	11,013.81
740140	12.65
VEHICLE MAINTENANCE	12.65
740512	79,257.00
PROFESSIONAL SERVICES	79,257.00
740540	2,298.53
TRAVEL EXPENSE	2,298.53
740656	1,100.00
RENT AND LEASES	1,100.00
2503	514,955.71
CONTRACT ELECTION MOCO PAYABLE	514,955.71
710110	196,421.98
SALARY/REGULAR	196,421.98
710130	99,395.99
SALARY/OVERTIME	99,395.99
720100	22,223.68
SOCIAL SECURITY	22,223.68
720110	35,850.17
EMPLOYEE INSURANCE	35,850.17
720120	26,064.92
RETIREMENT	26,064.92
720140	696.08
STATE UNEMPLOYMENT TAX	696.08
730100	74,087.72
OFFICE SUPPLIES	74,087.72
730210	2,441.10
DATA PROCESSING SUPPLIES	2,441.10
730250	99.96
SHOP SUPPLIES	99.96
740140	56.23
VEHICLE MAINTENANCE	56.23
740512	30,639.07
PROFESSIONAL SERVICES	30,639.07
740530	2,076.86
MOBILE PHONE AND DATA	2,076.86
740540	172.84
TRAVEL EXPENSE	172.84
740570	837.00
ADVERTISING	837.00
740580	19,011.50

PRINTING	19,011.50
750400	4,707.75
CAPITAL OUTLAY-FURNITURE FIXTURES AND EQUIPMENT	4,707.75
730101	172.86
FOOD SUPPLIES	172.86
220	32,389,298.87
GRANTS	32,389,298.87
1220	626,611.88
GRANTS	626,611.88
770100	626,611.88
TRANSFERS OUT	626,611.88
2000	5,886,991.25
COUNTY JUDGE	5,886,991.25
710110	11,670.25
SALARY/REGULAR	11,670.25
710130	11,242.16
SALARY/OVERTIME	11,242.16
720100	1,720.49
SOCIAL SECURITY	1,720.49
720110	1,649.21
EMPLOYEE INSURANCE	1,649.21
720120	1,756.30
RETIREMENT	1,756.30
720140	25.81
STATE UNEMPLOYMENT TAX	25.81
730100	8,171.26
OFFICE SUPPLIES	8,171.26
730140	28,940.74
JANITOR SUPPLIES	28,940.74
730220	19,440.78
REPLACEMENTS	19,440.78
730320	76,440.52
IT HARDWARE	76,440.52
730330	39,823.47
IT SOFTWARE	39,823.47
730390	347,869.47
MEDICAL SUPPLIES	347,869.47
740512	3,081.57
PROFESSIONAL SERVICES	3,081.57
740540	54.54
TRAVEL EXPENSE	54.54
740560	5,500.00
TRANSPORTATION	5,500.00
740640	5,205,374.50
CONTRACT SERVICES	5,205,374.50
740660	10,904.12
EQUIPMENT RENTAL	10,904.12
740750	129.60
REMODEL	129.60
740970	571.46
FREIGHT AND HANDLING	571.46
750300	18,531.00
CAPITAL OUTLAY-BUILDING	18,531.00
750600	94,094.00

CAPITAL OUTLAY-VEHICLES	94,094.00
2600	680,967.51
INFORMATION TECHNOLOGY	680,967.51
730320	645,106.51
IT HARDWARE	645,106.51
730330	35,861.00
IT SOFTWARE	35,861.00
2800	13,398,149.81
COUNTY ATTORNEY	13,398,149.81
710110	363,535.61
SALARY/REGULAR	363,535.61
710140	565.03
SALARY/CELL PHONE ALLOWANCE	565.03
720100	23,514.69
SOCIAL SECURITY	23,514.69
720110	59,748.65
EMPLOYEE INSURANCE	59,748.65
720120	45,521.76
RETIREMENT	45,521.76
720140	65.07
STATE UNEMPLOYMENT TAX	65.07
730100	3,928.21
OFFICE SUPPLIES	3,928.21
730120	672.30
BOOK SUPPLEMENTS	672.30
740220	5,047.21
LEGAL/LITIGATION COSTS	5,047.21
740510	800.00
PROFESSIONAL DEVELOPMENT	800.00
740512	12,887,454.96
PROFESSIONAL SERVICES	12,887,454.96
740530	7,264.32
MOBILE PHONE AND DATA	7,264.32
740540	32.00
TRAVEL EXPENSE	32.00
3200	20,113.49
OTHER	20,113.49
740640	20,113.49
CONTRACT SERVICES	20,113.49
3210	-
NON-DEPARTMENTAL	-
740512	-
PROFESSIONAL SERVICES	-
740620	-
ELECTRICITY	-
4100	1,197.83
ANIMAL SERVICES	1,197.83
730100	1,197.83
OFFICE SUPPLIES	1,197.83
4200	6,600.00
FORENSIC SERVICES	6,600.00
740510	100.00
PROFESSIONAL DEVELOPMENT	100.00
740640	6,500.00

CONTRACT SERVICES	6,500.00
4300	4,287,263.40
MCCD-COUNTY APPROPRIATIONS (CDBG)	4,287,263.40
710100	110,048.58
SALARY/OFFICIAL-DEPARTMENT HEAD	110,048.58
710110	209,528.94
SALARY/REGULAR	209,528.94
710140	793.89
SALARY/CELL PHONE ALLOWANCE	793.89
720100	23,577.50
SOCIAL SECURITY	23,577.50
720110	48,904.35
EMPLOYEE INSURANCE	48,904.35
720120	39,309.50
RETIREMENT	39,309.50
720140	720.00
STATE UNEMPLOYMENT TAX	720.00
730100	1,534.46
OFFICE SUPPLIES	1,534.46
730110	61.06
POSTAGE	61.06
740420	54.49
COURIER SERVICE	54.49
740510	1,259.10
PROFESSIONAL DEVELOPMENT	1,259.10
740512	2,281,238.03
PROFESSIONAL SERVICES	2,281,238.03
740530	(3.86)
MOBILE PHONE AND DATA	(3.86)
740540	4,979.13
TRAVEL EXPENSE	4,979.13
740570	6,279.30
ADVERTISING	6,279.30
740580	19.95
PRINTING	19.95
740640	1,170,876.83
CONTRACT SERVICES	1,170,876.83
740656	385,977.08
RENT AND LEASES	385,977.08
740660	1,906.24
EQUIPMENT RENTAL	1,906.24
740820	198.83
DEMOLITION	198.83
4500	46,408.76
MEMORIAL LIBRARY	46,408.76
730220	46,408.76
REPLACEMENTS	46,408.76
5000	92,248.04
AIRPORT	92,248.04
750800	92,248.04
MAJOR PROJECTS	92,248.04
5100	474,497.02
DISTRICT ATTORNEY	474,497.02
710110	214,917.18

SALARY/REGULAR	214,917.18
710130	80,338.62
SALARY/OVERTIME	80,338.62
710150	21,575.00
SALARY/SPECIAL PAY	21,575.00
720100	23,510.10
SOCIAL SECURITY	23,510.10
720110	32,239.19
EMPLOYEE INSURANCE	32,239.19
720120	37,355.99
RETIREMENT	37,355.99
720130	3,479.35
WORKERS COMPENSATION	3,479.35
720140	713.69
STATE UNEMPLOYMENT TAX	713.69
730100	8,224.19
OFFICE SUPPLIES	8,224.19
740120	1,620.00
MEDICAL SERVICES	1,620.00
740510	300.00
PROFESSIONAL DEVELOPMENT	300.00
740512	15,900.96
PROFESSIONAL SERVICES	15,900.96
740530	82.25
MOBILE PHONE AND DATA	82.25
740540	731.00
TRAVEL EXPENSE	731.00
740640	33,509.50
CONTRACT SERVICES	33,509.50
5200	3,680,584.99
OFFICE OF HOMELAND SECURITY & EMERGENCY MANAGEMENT	3,680,584.99
710110	97,140.28
SALARY/REGULAR	97,140.28
720100	7,153.80
SOCIAL SECURITY	7,153.80
720110	28,266.15
EMPLOYEE INSURANCE	28,266.15
720120	11,919.15
RETIREMENT	11,919.15
720130	290.15
WORKERS COMPENSATION	290.15
720140	290.20
STATE UNEMPLOYMENT TAX	290.20
730100	87,444.42
OFFICE SUPPLIES	87,444.42
730140	50.94
JANITOR SUPPLIES	50.94
730220	10,723.38
REPLACEMENTS	10,723.38
730240	20.00
FUEL	20.00
730260	2,251.89
VEHICLE SUPPLIES	2,251.89
730300	700.36

COMMUNITY AWARENESS SUPPLIES	700.36
730330	13,273.12
IT SOFTWARE	13,273.12
730390	58,425.83
MEDICAL SUPPLIES	58,425.83
740510	983.76
PROFESSIONAL DEVELOPMENT	983.76
740512	214,433.09
PROFESSIONAL SERVICES	214,433.09
740530	5,467.23
MOBILE PHONE AND DATA	5,467.23
740540	19,140.26
TRAVEL EXPENSE	19,140.26
740640	152,154.64
CONTRACT SERVICES	152,154.64
740656	80,000.00
RENT AND LEASES	80,000.00
740660	1,170.00
EQUIPMENT RENTAL	1,170.00
740694	3,410.00
FOOD SERVICE	3,410.00
740820	90,812.95
DEMOLITION	90,812.95
740970	435.51
FREIGHT AND HANDLING	435.51
750300	1,576,812.44
CAPITAL OUTLAY-BUILDING	1,576,812.44
750400	1,151,402.07
CAPITAL OUTLAY-FURNITURE FIXTURES AND EQUIPMENT	1,151,402.07
750600	66,413.37
CAPITAL OUTLAY-VEHICLES	66,413.37
5400	1,414,352.25
JUVENILE PROBATION-ADMINISTRATIVE	1,414,352.25
710110	672,299.28
SALARY/REGULAR	672,299.28
710140	407.60
SALARY/CELL PHONE ALLOWANCE	407.60
720100	50,031.96
SOCIAL SECURITY	50,031.96
720110	160,005.47
EMPLOYEE INSURANCE	160,005.47
720120	82,539.77
RETIREMENT	82,539.77
720140	2,457.00
STATE UNEMPLOYMENT TAX	2,457.00
730100	11,508.70
OFFICE SUPPLIES	11,508.70
730240	286.70
FUEL	286.70
730260	25.28
VEHICLE SUPPLIES	25.28
730390	4,333.29
MEDICAL SUPPLIES	4,333.29
740140	27.25

VEHICLE MAINTENANCE	27.25
740400	4,750.00
AUDIT	4,750.00
740510	7,331.00
PROFESSIONAL DEVELOPMENT	7,331.00
740512	42,742.37
PROFESSIONAL SERVICES	42,742.37
740516	22,199.05
PROFESSIONAL SERVICES-URINALYSIS	22,199.05
740518	13,926.00
PROFESSIONAL SERVICES-POLYGRAPH	13,926.00
740530	8,871.41
MOBILE PHONE AND DATA	8,871.41
740540	8,837.59
TRAVEL EXPENSE	8,837.59
740790	16,970.19
ELECTRONIC MONITORING	16,970.19
740800	67,457.38
PURCHASED RESIDENTIAL SERVICE-INTERNAL CONT	67,457.38
740810	237,344.96
PURCHASED RESIDENTIAL SERVICE-EXTERNAL CONT	237,344.96
5401	610,327.00
JUVENILE PROBATION-DETENTION	610,327.00
710110	262,003.58
SALARY/REGULAR	262,003.58
710130	10,373.44
SALARY/OVERTIME	10,373.44
720100	20,491.91
SOCIAL SECURITY	20,491.91
720110	69,535.12
EMPLOYEE INSURANCE	69,535.12
720120	33,420.48
RETIREMENT	33,420.48
720140	1,149.06
STATE UNEMPLOYMENT TAX	1,149.06
730100	4,192.09
OFFICE SUPPLIES	4,192.09
740512	209,161.32
PROFESSIONAL SERVICES	209,161.32
6000	155,390.26
SHERIFF	155,390.26
710130	1,344.58
SALARY/OVERTIME	1,344.58
720100	96.10
SOCIAL SECURITY	96.10
720120	164.98
RETIREMENT	164.98
730140	6,387.62
JANITOR SUPPLIES	6,387.62
730390	103,798.39
MEDICAL SUPPLIES	103,798.39
750400	43,598.59
CAPITAL OUTLAY-FURNITURE FIXTURES AND EQUIPMENT	43,598.59
6200	38,104.84

SHERIFF CID	38,104.84
710110	23,901.36
SALARY/REGULAR	23,901.36
720100	1,820.01
SOCIAL SECURITY	1,820.01
720110	5,619.62
EMPLOYEE INSURANCE	5,619.62
720120	2,932.69
RETIREMENT	2,932.69
720130	62.03
WORKERS COMPENSATION	62.03
720140	107.21
STATE UNEMPLOYMENT TAX	107.21
730100	3,661.92
OFFICE SUPPLIES	3,661.92
6202	60,932.20
SHERIFF ORGANIZED CRIME	60,932.20
710130	32,905.78
SALARY/OVERTIME	32,905.78
720100	2,445.91
SOCIAL SECURITY	2,445.91
720120	4,037.52
RETIREMENT	4,037.52
730100	10,682.17
OFFICE SUPPLIES	10,682.17
740540	1,660.82
TRAVEL EXPENSE	1,660.82
740660	9,200.00
EQUIPMENT RENTAL	9,200.00
6300	42,988.88
SHERIFF PATROL	42,988.88
710130	35,218.97
SALARY/OVERTIME	35,218.97
720100	2,658.00
SOCIAL SECURITY	2,658.00
720120	4,321.36
RETIREMENT	4,321.36
720130	790.55
WORKERS COMPENSATION	790.55
6302	497,359.68
SHERIFF PATROL WEST	497,359.68
710110	231,018.21
SALARY/REGULAR	231,018.21
720100	17,411.15
SOCIAL SECURITY	17,411.15
720110	37,114.33
EMPLOYEE INSURANCE	37,114.33
720120	28,345.83
RETIREMENT	28,345.83
720130	3,612.98
WORKERS COMPENSATION	3,612.98
720140	441.00
STATE UNEMPLOYMENT TAX	441.00
730100	1,397.69



OFFICE SUPPLIES	1,397.69
730240	577.95
FUEL	577.95
730330	8,793.84
IT SOFTWARE	8,793.84
740140	13,236.72
VEHICLE MAINTENANCE	13,236.72
740530	3,961.73
MOBILE PHONE AND DATA	3,961.73
740540	2,156.94
TRAVEL EXPENSE	2,156.94
740620	3,692.78
ELECTRICITY	3,692.78
740640	143,528.53
CONTRACT SERVICES	143,528.53
740660	2,070.00
EQUIPMENT RENTAL	2,070.00
7100	9,826.30
CONSTABLE PRECINCT 1	9,826.30
710130	5,413.27
SALARY/OVERTIME	5,413.27
720100	399.38
SOCIAL SECURITY	399.38
720120	664.19
RETIREMENT	664.19
720130	128.96
WORKERS COMPENSATION	128.96
730100	3,220.50
OFFICE SUPPLIES	3,220.50
7300	370.28
CONSTABLE PRECINCT 3	370.28
730280	370.28
CANINE EXPENSES	370.28
7400	5,404.02
CONSTABLE PRECINCT 4	5,404.02
710130	3,181.49
SALARY/OVERTIME	3,181.49
720100	238.64
SOCIAL SECURITY	238.64
720120	390.38
RETIREMENT	390.38
720130	23.51
WORKERS COMPENSATION	23.51
730100	1,570.00
OFFICE SUPPLIES	1,570.00
7500	35,743.67
CONSTABLE PRECINCT 5	35,743.67
710130	5,918.40
SALARY/OVERTIME	5,918.40
720100	442.06
SOCIAL SECURITY	442.06
720120	726.18
RETIREMENT	726.18
720130	143.11

WORKERS COMPENSATION	143.11
730100	28,513.92
OFFICE SUPPLIES	28,513.92
8340	120,398.02
359TH DISTRICT COURT	120,398.02
710110	46,576.51
SALARY/REGULAR	46,576.51
720100	3,252.14
SOCIAL SECURITY	3,252.14
720110	9,780.87
EMPLOYEE INSURANCE	9,780.87
720120	5,715.00
RETIREMENT	5,715.00
720140	144.00
STATE UNEMPLOYMENT TAX	144.00
730100	656.20
OFFICE SUPPLIES	656.20
740510	1,420.00
PROFESSIONAL DEVELOPMENT	1,420.00
740512	52,853.30
PROFESSIONAL SERVICES	52,853.30
9300	76,959.74
COMMISSIONER PRECINCT 3	76,959.74
730100	69,594.74
OFFICE SUPPLIES	69,594.74
730330	7,365.00
IT SOFTWARE	7,365.00
9400	119,507.75
COMMISSIONER PRECINCT 4	119,507.75
730100	4,947.75
OFFICE SUPPLIES	4,947.75
750800	114,560.00
MAJOR PROJECTS	114,560.00
21	17,274.45
HAVA	17,274.45
2500	17,274.45
ELECTIONS ADMINISTRATOR	17,274.45
730100	6,435.83
OFFICE SUPPLIES	6,435.83
730140	134.70
JANITOR SUPPLIES	134.70
730210	8,576.25
DATA PROCESSING SUPPLIES	8,576.25
730250	76.36
SHOP SUPPLIES	76.36
730390	1,821.31
MEDICAL SUPPLIES	1,821.31
740580	230.00
PRINTING	230.00
300	25,060,439.41
DEBT SERVICE	25,060,439.41
3290	25,060,439.41
DEBT SERVICE	25,060,439.41
780100	12,970,000.00

PRINCIPAL RETIREMENT	12,970,000.00
780200	12,090,439.41
INTEREST AND FISCAL CHARGES	12,090,439.41
333	210,644.21
GL CONVERSION	210,644.21
3333	210,644.21
GL CONVERSION	210,644.21
730100	-
OFFICE SUPPLIES	-
770100	210,644.21
TRANSFERS OUT	210,644.21
340	-
GASB 34 CONVERSION	-
3210	-
NON-DEPARTMENTAL	-
750200	-
CAPITAL OUTLAY-LAND	-
5000	-
AIRPORT	-
750800	-
MAJOR PROJECTS	-
6000	-
SHERIFF	-
750800	-
MAJOR PROJECTS	-
9100	-
COMMISSIONER PRECINCT 1	-
750800	-
MAJOR PROJECTS	-
9200	-
COMMISSIONER PRECINCT 2	-
750800	-
MAJOR PROJECTS	-
9300	-
COMMISSIONER PRECINCT 3	-
750800	-
MAJOR PROJECTS	-
9400	-
COMMISSIONER PRECINCT 4	-
750800	-
MAJOR PROJECTS	-
400	11,424,471.15
LOCAL CAPITAL PROJECTS	11,424,471.15
1400	11,424,471.15
LOCAL CAPITAL PROJECTS	11,424,471.15
730320	464.70
IT HARDWARE	464.70
740512	782,792.29
PROFESSIONAL SERVICES	782,792.29
750200	1,299,773.38
CAPITAL OUTLAY-LAND	1,299,773.38
750300	30,003.46
CAPITAL OUTLAY-BUILDING	30,003.46
750400	2,970,581.23

CAPITAL OUTLAY-FURNITURE FIXTURES AND EQUIPMENT	2,970,581.23
750500	1,600,087.09
CAPITAL OUTLAY-INTANGIBLES	1,600,087.09
750800	4,740,769.00
MAJOR PROJECTS	4,740,769.00
402	580,605.26
C/P CERTIFICATES OF OBLIGATION 2012	580,605.26
1402	580,605.26
C/P CERTIFICATES OF OBLIGATION 2012	580,605.26
740512	364,928.73
PROFESSIONAL SERVICES	364,928.73
750800	215,676.53
MAJOR PROJECTS	215,676.53
404	833,111.17
C/P ROAD BONDS 2016	833,111.17
1903	833,111.17
CAPITAL ROAD PROJECTS	833,111.17
750800	833,111.17
MAJOR PROJECTS	833,111.17
405	7,701,499.87
C/P ROAD BONDS 2016A	7,701,499.87
1903	7,701,499.87
CAPITAL ROAD PROJECTS	7,701,499.87
750800	7,701,499.87
MAJOR PROJECTS	7,701,499.87
406	5,389,145.31
C/P ROAD BONDS 2018	5,389,145.31
1903	5,389,145.31
CAPITAL ROAD PROJECTS	5,389,145.31
750800	5,389,145.31
MAJOR PROJECTS	5,389,145.31
407	14,664,424.28
C/P ROAD BONDS 2018B	14,664,424.28
1903	14,664,424.28
CAPITAL ROAD PROJECTS	14,664,424.28
750800	14,664,424.28
MAJOR PROJECTS	14,664,424.28
408	226,000.00
C/P SHERIFF'S PROJECTS	226,000.00
1408	226,000.00
SHERIFF PROJECTS	226,000.00
750800	226,000.00
MAJOR PROJECTS	226,000.00
500	38,020,778.70
SELF INSURANCE	38,020,778.70
1500	-
SELF INSURANCE	-
750400	-
CAPITAL OUTLAY-FURNITURE FIXTURES AND EQUIPMENT	-
2200	843,261.30
RISK MANAGEMENT	843,261.30
740120	843,261.30
MEDICAL SERVICES	843,261.30
2201	37,177,517.40

SELF INSURANCE	37,177,517.40
730100	1,172.98
OFFICE SUPPLIES	1,172.98
740120	25,486,473.12
MEDICAL SERVICES	25,486,473.12
740130	1,296,997.72
PHYSICIAN SERVICES	1,296,997.72
740190	5,842,223.35
RX CLAIMS	5,842,223.35
740512	5,000.00
PROFESSIONAL SERVICES	5,000.00
740620	803.41
ELECTRICITY	803.41
740640	20,686.32
CONTRACT SERVICES	20,686.32
740660	1,909.08
EQUIPMENT RENTAL	1,909.08
740700	1,207,862.72
INSURANCE/BOND PREMIUMS	1,207,862.72
740710	625,210.50
ADMINISTRATIVE CHARGES	625,210.50
740740	12,310.79
BANK SERVICE CHARGES	12,310.79
740910	13,149.44
PCORI FEE	13,149.44
740940	492,107.06
INSURANCE PREMIUMS	492,107.06
740960	92,012.40
PRE-CERTIFICATION/ UTILITIZATION REVIEW FEES	92,012.40
740962	51,127.41
EMPLOYEE ASSISTANCE PROGRAM FEES	51,127.41
740964	297,762.35
PREFERRED PROVIDER ORGANIZATION FEES	297,762.35
740968	1,721,499.06
STOP LOSS PREMIUMS	1,721,499.06
750400	8,235.69
CAPITAL OUTLAY-FURNITURE FIXTURES AND EQUIPMENT	8,235.69
760100	974.00
LOSS ON DISPOSAL	974.00
2203	-
WORKERS COMPENSATION	-
740512	-
PROFESSIONAL SERVICES	-
740700	-
INSURANCE/BOND PREMIUMS	-
740710	-
ADMINISTRATIVE CHARGES	-
740940	-
INSURANCE PREMIUMS	-
740950	-
BONDS-NOTARIES	-
760600	-
SETTLEMENT COSTS	-
501	920,432.74

WORKERS COMPENSATION	940,532.74
2203	940,532.74
WORKERS COMPENSATION	940,532.74
720130	(1,646.29)
WORKERS COMPENSATION	(1,646.29)
740120	689,635.03
MEDICAL SERVICES	689,635.03
740700	252,544.00
INSURANCE/BOND PREMIUMS	252,544.00
502	2,560,937.96
PROPERTY/CASUALTY	2,560,937.96
2202	2,269,041.49
PROPERTY/CASUALTY	2,269,041.49
740512	3,326.47
PROFESSIONAL SERVICES	3,326.47
740700	51,664.00
INSURANCE/BOND PREMIUMS	51,664.00
740710	714,320.20
ADMINISTRATIVE CHARGES	714,320.20
740930	9,463.50
DAMAGE REPAIRS	9,463.50
740940	1,222,999.32
INSURANCE PREMIUMS	1,222,999.32
740950	4,573.00
BONDS-NOTARIES	4,573.00
740952	2,450.00
BONDS-SURETY	2,450.00
760600	260,245.00
SETTLEMENT COSTS	260,245.00
2203	291,896.47
WORKERS COMPENSATION	291,896.47
740920	961.00
APPRAISALS	961.00
740930	271,562.83
DAMAGE REPAIRS	271,562.83
740952	19,372.64
BONDS-SURETY	19,372.64
999	4,310,381.75
DEFAULT ZONE FUND	4,310,381.75
1903	4,310,381.75
CAPITAL ROAD PROJECTS	4,310,381.75
730200	21,377.50
CRUSHED CONCRETE/REJECT	21,377.50
740512	83,972.52
PROFESSIONAL SERVICES	83,972.52
740640	1,150.00
CONTRACT SERVICES	1,150.00
740650	21,170.00
SIGN AND SIGNAL MAINTENANCE	21,170.00
750200	894,752.20
CAPITAL OUTLAY-LAND	894,752.20
750800	3,287,959.53
MAJOR PROJECTS	3,287,959.53
(blank)	


(blank)

(blank)

(blank)

(blank)

(blank)



**Montgomery County, Texas**  
**Office of the County Auditor**  
501 North Thompson, Suite 205, Conroe, Texas 77301  
P. O. Box 539, Conroe, Texas 77305

Rakesh Pandey, CPA  
County Auditor

Angela H. Blocker  
1<sup>st</sup> Assistant County Auditor

TO: Commissioners Court

FROM: Rakesh Pandey, County Auditor *RP*

DATE: September 22, 2020

RE: County Auditor's Report

The following reports "Report of Revenues" and "Report of Expenditures" are provided to the Commissioners Court in compliance with Local Government Code 114.024.

If you have any questions, please do not hesitate to contact me.

RP/mo



# MONTGOMERY COUNTY, TEXAS

## REPORT OF REVENUES AS OF SEPTEMBER 14, 2020

	Sum of NetTransactionAmount
100	(235,119,962.86)
GENERAL OPERATIONS	(235,119,962.86)
1100	(207,579,264.27)
GENERAL FUND	(207,579,264.27)
400100	(186,087,602.44)
CURRENT TAXES	(186,087,602.44)
400110	(618,947.25)
DELINQUENT TAXES	(618,947.25)
400120	(1,373,225.79)
PENALTY AND INTEREST	(1,373,225.79)
400140	(249,874.18)
OTHER TAXES	(249,874.18)
410100	(219,748.00)
TABC LICENSES	(219,748.00)
410102	(569,990.00)
HEALTH PERMITS	(569,990.00)
420304	(1,631,130.79)
OTHER ALLOCATIONS	(1,631,130.79)
430104	(10,108.27)
COUNTY JUDGE FEES	(10,108.27)
430106	(234,848.38)
SHERIFF FEES	(234,848.38)
430108	(33,548.96)
COUNTY ATTORNEY FEES	(33,548.96)
430110	(3,119,627.85)
COUNTY CLERK FEES	(3,119,627.85)
430118	(370,569.93)
TAX COLLECTION FEES	(370,569.93)
430132	(940,208.25)
DISTRICT CLERK FEES	(940,208.25)
430134	(4,051,296.64)
JUSTICE OF THE PEACE FEES	(4,051,296.64)
430136	(14,613.56)
TRUANCY PREVENTION AND DIVERSION CCP 102.015	(14,613.56)
430138	(284,081.54)
CONSTABLE FEES	(284,081.54)
430140	(59.80)
VOTER REGISTRATION FEES	(59.80)
430142	(187,186.85)
CRIMINAL JUSTICE FEES	(187,186.85)
430144	(10,489.84)
CHILD SAFETY	(10,489.84)
430148	(3,500.00)
BAIL BOND ADMINISTRATION FEES	(3,500.00)
430150	(49,613.45)
TRAFFIC SAFETY FEES	(49,613.45)
430152	(81,183.06)
FAILURE TO APPEAR FEES	(81,183.06)
430156	(67,582.47)

LEOSE-ANNUAL ALLOCATION	(67,582.47)
430158	(5,285.00)
JUDICIAL EDUCATION	(5,285.00)
430160	(1,138.37)
TRIAL FEES	(1,138.37)
430164	(21,609.80)
HB530 DRUG COURT FEE-UNRESTRICTED	(21,609.80)
430166	(44,993.88)
CCP102.0178 DRUG COURT FEE-RESTRICTED	(44,993.88)
430170	(18,785.22)
HAZARDOUS WASTE MANAGEMENT FEE	(18,785.22)
430174	(416,666.70)
DETENTION ADMINISTRATION SERVICES	(416,666.70)
430176	(612.00)
PROBATION FEES	(612.00)
430178	(361.47)
COMMUNITY RESTITUTION FEES	(361.47)
430212	(36,298.30)
JURY FEES	(36,298.30)
430216	(89,771.00)
INMATE TELEPHONE FEE	(89,771.00)
440100	(1,286,354.07)
INTEREST-BANK	(1,286,354.07)
440120	(1,350,292.36)
INVESTMENT EARNINGS	(1,350,292.36)
450100	(1,499.10)
COMMISSIONS	(1,499.10)
450200	(4,675.00)
CONTRACT SERVICES	(4,675.00)
450210	(123,586.29)
CONTRACT REIMBURSEMENT-ADMINISTRATION	(123,586.29)
450300	(100,198.12)
CONTRIBUTIONS	(100,198.12)
450318	(18,950.00)
RENTS/LEASES	(18,950.00)
450320	(372,686.01)
MISCELLANEOUS	(372,686.01)
450326	(512,083.26)
TEMPORARY SUSPENSE REVENUE	(512,083.26)
450328	(173,475.55)
SALE OF ASSETS	(173,475.55)
460100	(397,706.29)
COURT FINES	(397,706.29)
470100	(726,611.88)
TRANSFERS IN	(726,611.88)
480130	(1,665,337.30)
CAPITAL LEASE FINANCING	(1,665,337.30)
410116	(1,250.00)
RECYCLE CENTER PERMITS	(1,250.00)
2100	252.00
HUMAN RESOURCES	252.00
450200	252.00
CONTRACT SERVICES	252.00
2200	(13,905.80)

RISK MANAGEMENT	(13,905.80)
450200	18.00
CONTRACT SERVICES	18.00
450328	(13,923.80)
SALE OF ASSETS	(13,923.80)
2800	(61,040.77)
COUNTY ATTORNEY	(61,040.77)
420100	(41,441.65)
FEDERAL GRANT REVENUE	(41,441.65)
420204	(19,480.00)
STATE ALLOCATIONS	(19,480.00)
440100	(119.12)
INTEREST-BANK	(119.12)
2801	(70,000.00)
COUNTY ATTORNEY STATE FUNDS	(70,000.00)
420204	(70,000.00)
STATE ALLOCATIONS	(70,000.00)
3000	(8,212.92)
BUILDING CUSTODIAL SERVICES	(8,212.92)
450200	(8,212.92)
CONTRACT SERVICES	(8,212.92)
3200	(1,882,163.14)
OTHER	(1,882,163.14)
430120	(985.00)
APPLICATION FEES	(985.00)
450200	(1,881,178.14)
CONTRACT SERVICES	(1,881,178.14)
3220	(136,023.08)
ALTERNATE DISPUTE RESOLUTION	(136,023.08)
430110	(19,095.58)
COUNTY CLERK FEES	(19,095.58)
430132	(80,257.50)
DISTRICT CLERK FEES	(80,257.50)
430134	(36,670.00)
JUSTICE OF THE PEACE FEES	(36,670.00)
3240	(75.00)
HISTORICAL COMMISSION	(75.00)
450300	(75.00)
CONTRIBUTIONS	(75.00)
3241	(2,360.00)
HISTORICAL COMMISSION DONATIONS	(2,360.00)
450300	(2,360.00)
CONTRIBUTIONS	(2,360.00)
3250	(3,484.89)
CHILD WELFARE	(3,484.89)
420100	(3,484.89)
FEDERAL GRANT REVENUE	(3,484.89)
3400	(20,955.65)
COUNTY AUDITOR	(20,955.65)
450200	(20,955.65)
CONTRACT SERVICES	(20,955.65)
3700	(6,381,362.64)
TAX ASSESSOR/COLLECTOR	(6,381,362.64)
400100	(640,577.46)

CURRENT TAXES	(640,577.46)
430118	(82,218.55)
TAX COLLECTION FEES	(82,218.55)
430122	(1,356,072.48)
SUPPLEMENTAL MVD FEES	(1,356,072.48)
430124	(4,283,462.60)
SALES TAX COMMISSIONS	(4,283,462.60)
430126	(18,884.00)
TPW TITLE FEE	(18,884.00)
440100	(147.55)
INTEREST-BANK	(147.55)
3701	(1,801.50)
TAC SPECIAL INVENTORY TAX	(1,801.50)
440100	(1,801.50)
INTEREST-BANK	(1,801.50)
3703	(2,575.00)
TAC VTR	(2,575.00)
430128	(2,300.00)
VTR LICENSE APP FEE-OWNER	(2,300.00)
430130	(275.00)
VTR LICENSE APP FEE-RUNNER	(275.00)
4001	(563,545.00)
PERMITS	(563,545.00)
410106	(563,545.00)
FOOD SERVICE PERMITS	(563,545.00)
4100	(387,216.15)
ANIMAL SERVICES	(387,216.15)
410104	(3,670.00)
ANIMAL CONTROL TRANSPORT	(3,670.00)
430190	(96,418.00)
ADOPTION FEES	(96,418.00)
430192	(74,592.00)
ANIMAL SHELTER FEES	(74,592.00)
430194	(81,361.50)
CLINIC SERVICES	(81,361.50)
430196	(12,370.00)
IMPOUND FEES	(12,370.00)
450200	-
CONTRACT SERVICES	-
450300	(118,804.65)
CONTRIBUTIONS	(118,804.65)
4200	(153,183.10)
FORENSIC SERVICES	(153,183.10)
430200	(150,534.50)
INQUESTS AND AUTOPSIES	(150,534.50)
430210	(2,637.60)
FORENSIC ADMINISTRATION FEE	(2,637.60)
450320	(11.00)
MISCELLANEOUS	(11.00)
4400	(841,133.58)
CONVENTION CENTER	(841,133.58)
420304	(372,323.88)
OTHER ALLOCATIONS	(372,323.88)
430162	(85,398.24)

PARK FEES	(85,398.24)
430226	(305,126.74)
RENTAL/USER FEES	(305,126.74)
450200	125.00
CONTRACT SERVICES	125.00
450318	(78,409.72)
RENTS/LEASES	(78,409.72)
4500	(171,312.51)
MEMORIAL LIBRARY	(171,312.51)
430224	(39,064.18)
BOOK FINES	(39,064.18)
450100	(1,058.70)
COMMISSIONS	(1,058.70)
450300	(131,189.63)
CONTRIBUTIONS	(131,189.63)
5000	(548,555.02)
AIRPORT	(548,555.02)
430170	95.00
HAZARDOUS WASTE MANAGEMENT FEE	95.00
430226	(388,802.16)
RENTAL/USER FEES	(388,802.16)
430230	(145,679.17)
FUEL FLOW FEES	(145,679.17)
450320	(14,168.69)
MISCELLANEOUS	(14,168.69)
5050	(90,220.81)
CUSTOMS	(90,220.81)
430226	(90,636.81)
RENTAL/USER FEES	(90,636.81)
450200	416.00
CONTRACT SERVICES	416.00
5100	(124,866.98)
DISTRICT ATTORNEY	(124,866.98)
420100	-
FEDERAL GRANT REVENUE	-
420200	-
STATE GRANT REVENUE	-
420204	(95,022.99)
STATE ALLOCATIONS	(95,022.99)
440100	(10.62)
INTEREST-BANK	(10.62)
450200	(487.37)
CONTRACT SERVICES	(487.37)
460130	(29,346.00)
FORFEITURES-BONDS	(29,346.00)
5101	(7,500.00)
DISTRICT ATTORNEY-STATE FUNDS	(7,500.00)
420204	(7,500.00)
STATE ALLOCATIONS	(7,500.00)
5301	(1,055,242.55)
FIRE MARSHAL - INSPECTIONS	(1,055,242.55)
430184	(284,795.50)
FIRE INSPECTION FEE-EXISTING	(284,795.50)
430186	(575,900.00)

FIRE INSPECTION FEE-NEW CONSTRUCTION	(575,900.00)
450200	(194,547.05)
CONTRACT SERVICES	(194,547.05)
5400	(175,535.50)
JUVENILE PROBATION-ADMINISTRATIVE	(175,535.50)
430174	(35,615.00)
DETENTION ADMINISTRATION SERVICES	(35,615.00)
450210	(139,920.50)
CONTRACT REIMBURSEMENT-ADMINISTRATION	(139,920.50)
5500	(2,406,156.01)
ADULT PROBATION	(2,406,156.01)
450200	(2,406,156.01)
CONTRACT SERVICES	(2,406,156.01)
5501	(327,597.81)
BOND SUPERVISION	(327,597.81)
450200	(327,597.81)
CONTRACT SERVICES	(327,597.81)
5600	(93,399.33)
COMMISSIONS	(93,399.33)
450100	(81,354.31)
COMMISSIONS	(81,354.31)
450328	(12,045.02)
SALE OF ASSETS	(12,045.02)
6000	(70,062.85)
SHERIFF	(70,062.85)
420206	(12,619.85)
STATE CONTRACT REIMBURSEMENT	(12,619.85)
430180	(45,970.00)
VEHICLE TOWING PROGRAM FEES	(45,970.00)
450200	(808.00)
CONTRACT SERVICES	(808.00)
450210	(10,665.00)
CONTRACT REIMBURSEMENT-ADMINISTRATION	(10,665.00)
450300	-
CONTRIBUTIONS	-
6100	(71,820.03)
SHERIFF HOMELAND SECURITY	(71,820.03)
450200	(63,220.03)
CONTRACT SERVICES	(63,220.03)
450300	(8,600.00)
CONTRIBUTIONS	(8,600.00)
6201	(59,335.49)
SHERIFF HOMICIDE VIOLENT CRIME	(59,335.49)
450200	(59,335.49)
CONTRACT SERVICES	(59,335.49)
6202	(15,482.77)
SHERIFF ORGANIZED CRIME	(15,482.77)
450200	(15,482.77)
CONTRACT SERVICES	(15,482.77)
6301	(391,863.94)
SHERIFF PATROL EAST	(391,863.94)
450200	(391,863.94)
CONTRACT SERVICES	(391,863.94)
6302	(349,543.44)

SHERIFF PATROL WEST	(349,543.44)
450200	(349,543.44)
CONTRACT SERVICES	(349,543.44)
6303	(5,030,967.97)
SHERIFF PATROL SOUTH	(5,030,967.97)
450200	(5,030,967.97)
CONTRACT SERVICES	(5,030,967.97)
6401	(852,164.37)
SHERIFF DISPATCH	(852,164.37)
450200	(852,164.37)
CONTRACT SERVICES	(852,164.37)
6402	(13,230.00)
SHERIFF CRIME LAB	(13,230.00)
430182	(13,230.00)
FINGERPRINT FEES	(13,230.00)
6405	(201,636.95)
SHERIFF RADIO	(201,636.95)
420200	(196,694.67)
STATE GRANT REVENUE	(196,694.67)
450210	(4,942.28)
CONTRACT REIMBURSEMENT-ADMINISTRATION	(4,942.28)
6407	(6,450.00)
SHERIFF ACADEMY	(6,450.00)
430172	(6,450.00)
ACADEMY REVENUE	(6,450.00)
6504	(687,605.00)
SHERIFF ALARMS	(687,605.00)
410108	(687,605.00)
ALARM PERMITS	(687,605.00)
6601	(21,274.48)
SHERIFF JAIL	(21,274.48)
420108	(12,587.00)
FEDERAL INMATE HOUSING	(12,587.00)
430178	(8,687.48)
COMMUNITY RESTITUTION FEES	(8,687.48)
7100	(590,365.78)
CONSTABLE PRECINCT 1	(590,365.78)
410110	16.85
AUTO REGISTRATION	16.85
420100	(513.90)
FEDERAL GRANT REVENUE	(513.90)
430138	(8,979.16)
CONSTABLE FEES	(8,979.16)
450200	(580,889.57)
CONTRACT SERVICES	(580,889.57)
7200	(7,513.00)
CONSTABLE PRECINCT 2	(7,513.00)
430138	(7,513.00)
CONSTABLE FEES	(7,513.00)
7300	(1,071,860.48)
CONSTABLE PRECINCT 3	(1,071,860.48)
430138	(12,796.50)
CONSTABLE FEES	(12,796.50)
450100	(1,595.82)

COMMISSIONS	(1,595.82)
450200	(1,057,468.16)
CONTRACT SERVICES	(1,057,468.16)
7400	(83,723.83)
CONSTABLE PRECINCT 4	(83,723.83)
430138	(8,904.50)
CONSTABLE FEES	(8,904.50)
450100	(519.50)
COMMISSIONS	(519.50)
450200	(74,299.83)
CONTRACT SERVICES	(74,299.83)
7500	(898,482.08)
CONSTABLE PRECINCT 5	(898,482.08)
430138	(9,448.50)
CONSTABLE FEES	(9,448.50)
450200	(889,033.58)
CONTRACT SERVICES	(889,033.58)
8100	(459,250.27)
COURT OPERATIONS	(459,250.27)
420200	(262,055.00)
STATE GRANT REVENUE	(262,055.00)
430212	1,230.00
JURY FEES	1,230.00
450210	(107,270.00)
CONTRACT REIMBURSEMENT-ADMINISTRATION	(107,270.00)
450324	(91,155.27)
REIMBURSEMENT POST-JUDGEMENT	(91,155.27)
8101	(115,311.50)
INDIGENT DEFENSE CRIMINAL	(115,311.50)
420200	(115,311.50)
STATE GRANT REVENUE	(115,311.50)
8210	(63,000.00)
COUNTY COURT AT LAW 1	(63,000.00)
420204	(63,000.00)
STATE ALLOCATIONS	(63,000.00)
8220	(63,000.00)
COUNTY COURT AT LAW 2	(63,000.00)
420204	(63,000.00)
STATE ALLOCATIONS	(63,000.00)
8230	(63,000.00)
COUNTY COURT AT LAW 3	(63,000.00)
420204	(63,000.00)
STATE ALLOCATIONS	(63,000.00)
8240	(63,000.00)
COUNTY COURT AT LAW 4	(63,000.00)
420204	(63,000.00)
STATE ALLOCATIONS	(63,000.00)
8250	(63,000.00)
COUNTY COURT AT LAW 5	(63,000.00)
420204	(63,000.00)
STATE ALLOCATIONS	(63,000.00)
8330	(70,488.34)
284TH DISTRICT COURT	(70,488.34)
450200	(70,488.34)



CONTRACT SERVICES	(70,488.34)
8340	24.77
359TH DISTRICT COURT	24.77
450200	24.77
CONTRACT SERVICES	24.77
8350	529.10
410th DISTRICT COURT	529.10
430212	116.36
JURY FEES	116.36
450320	412.74
MISCELLANEOUS	412.74
8360	25.90
418TH DISTRICT COURT	25.90
450320	25.90
MISCELLANEOUS	25.90
8401	(144,974.07)
DRUG COURT	(144,974.07)
430214	(144,044.07)
PROGRAM FEES	(144,044.07)
430218	(930.00)
MRT BOOK FEE	(930.00)
8402	(109,605.00)
DRUG COURT-DWI COURT	(109,605.00)
430214	(109,065.00)
PROGRAM FEES	(109,065.00)
430218	(540.00)
MRT BOOK FEE	(540.00)
8510	(63,243.30)
JUSTICE OF PEACE PRECINCT 1	(63,243.30)
430200	425.00
INQUESTS AND AUTOPSIES	425.00
430228	(75,951.59)
COLLECTION FEE	(75,951.59)
430550	12,283.29
THIRD PARTY COLLECTION FEE	12,283.29
8520	(107,253.90)
JUSTICE OF PEACE PRECINCT 2	(107,253.90)
430228	(107,253.90)
COLLECTION FEE	(107,253.90)
8530	(40,123.27)
JUSTICE OF PEACE PRECINCT 3	(40,123.27)
430134	(3,159.60)
JUSTICE OF THE PEACE FEES	(3,159.60)
450200	(36,963.67)
CONTRACT SERVICES	(36,963.67)
8540	(86,209.50)
JUSTICE OF PEACE PRECINCT 4	(86,209.50)
430228	(86,209.50)
COLLECTION FEE	(86,209.50)
8550	(50,006.24)
JUSTICE OF PEACE PRECINCT 5	(50,006.24)
430228	(50,970.64)
COLLECTION FEE	(50,970.64)
450200	964.40

CONTRACT SERVICES	964.40
4401	(27,257.77)
FAIRGROUNDS/EXPO CENTER	(27,257.77)
450318	(27,257.77)
RENTS/LEASES	(27,257.77)
200	(37,920,641.69)
ROAD AND BRIDGE	(37,920,641.69)
1200	(36,428,068.77)
ROAD AND BRIDGE	(36,428,068.77)
400100	(27,441,066.77)
CURRENT TAXES	(27,441,066.77)
400110	(85,823.06)
DELINQUENT TAXES	(85,823.06)
400120	(164,317.63)
PENALTY AND INTEREST	(164,317.63)
400140	(207,082.98)
OTHER TAXES	(207,082.98)
410110	(5,276,038.87)
AUTO REGISTRATION	(5,276,038.87)
410114	(48,780.74)
OVERLOAD PERMITS	(48,780.74)
420304	(161,697.30)
OTHER ALLOCATIONS	(161,697.30)
430112	(222,935.54)
SUBDIVISION FEES	(222,935.54)
430114	(1,236,856.80)
FLOOD PLAIN FEES	(1,236,856.80)
440100	(45,066.64)
INTEREST-BANK	(45,066.64)
440120	(177,660.30)
INVESTMENT EARNINGS	(177,660.30)
450320	(30.25)
MISCELLANEOUS	(30.25)
460100	(1,360,711.89)
COURT FINES	(1,360,711.89)
4700	(214,788.80)
PARKS	(214,788.80)
430138	-
CONSTABLE FEES	-
430226	(16,258.00)
RENTAL/USER FEES	(16,258.00)
450200	620.00
CONTRACT SERVICES	620.00
450300	(190,900.80)
CONTRIBUTIONS	(190,900.80)
450318	(8,250.00)
RENTS/LEASES	(8,250.00)
4800	(147,571.10)
COMMUNITY CENTERS	(147,571.10)
420102	(91,321.10)
FEDERAL PROGRAM INCOME	(91,321.10)
430226	(12,750.00)
RENTAL/USER FEES	(12,750.00)
450200	113.00

CONTRACT SERVICES	113.00
450300	(333.00)
CONTRIBUTIONS	(333.00)
450318	(43,280.00)
RENTS/LEASES	(43,280.00)
4900	(195,593.84)
RECYCLE CENTERS	(195,593.84)
430222	(158,424.82)
RECYCLE FEES	(158,424.82)
450200	(37,169.02)
CONTRACT SERVICES	(37,169.02)
9100	(244,713.03)
COMMISSIONER PRECINCT 1	(244,713.03)
420102	400.00
FEDERAL PROGRAM INCOME	400.00
430162	(41,002.12)
PARK FEES	(41,002.12)
450200	(172,463.87)
CONTRACT SERVICES	(172,463.87)
450318	(26,875.00)
RENTS/LEASES	(26,875.00)
450320	(4,772.04)
MISCELLANEOUS	(4,772.04)
9200	(79,601.26)
COMMISSIONER PRECINCT 2	(79,601.26)
450200	(36,516.91)
CONTRACT SERVICES	(36,516.91)
450300	(20,475.00)
CONTRIBUTIONS	(20,475.00)
450318	(9,823.00)
RENTS/LEASES	(9,823.00)
450320	(12,786.35)
MISCELLANEOUS	(12,786.35)
9300	(3,348.80)
COMMISSIONER PRECINCT 3	(3,348.80)
410110	69.72
AUTO REGISTRATION	69.72
450200	1,079.98
CONTRACT SERVICES	1,079.98
450320	(835.00)
MISCELLANEOUS	(835.00)
450316	(3,663.50)
INSURANCE REIMBURSEMENT	(3,663.50)
9400	(606,956.09)
COMMISSIONER PRECINCT 4	(606,956.09)
450200	(570,336.54)
CONTRACT SERVICES	(570,336.54)
450318	(34,197.00)
RENTS/LEASES	(34,197.00)
450320	(2,422.55)
MISCELLANEOUS	(2,422.55)
201	(3,181.85)
WORTHLESS CHECK	(3,181.85)
2800	(2,920.07)

COUNTY ATTORNEY	(2,920.07)
430188	(2,830.00)
WORTHLESS CHECK FEES	(2,830.00)
440100	(90.07)
INTEREST-BANK	(90.07)
2802	-
COUNTY ATTORNEY WORTHLESS CHECKS	-
430188	-
WORTHLESS CHECK FEES	-
440100	-
INTEREST-BANK	-
5100	(36.05)
DISTRICT ATTORNEY	(36.05)
430188	(34.49)
WORTHLESS CHECK FEES	(34.49)
440100	(1.56)
INTEREST-BANK	(1.56)
5102	(225.73)
DISTRICT ATTORNEY HOT CHECKS	(225.73)
430188	(208.08)
WORTHLESS CHECK FEES	(208.08)
440100	(17.65)
INTEREST-BANK	(17.65)
5102	(1,076,530.76)
FORFEITURES	(1,076,530.76)
5100	(296,775.34)
DISTRICT ATTORNEY	(296,775.34)
440100	(8,219.59)
INTEREST-BANK	(8,219.59)
460120	(288,555.75)
FORFEITURES	(288,555.75)
5300	(47.62)
FIRE MARSHAL - INVESTIGATIONS	(47.62)
440100	(47.62)
INTEREST-BANK	(47.62)
6000	(483,721.09)
SHERIFF	(483,721.09)
440100	(12,391.19)
INTEREST-BANK	(12,391.19)
460120	(471,329.90)
FORFEITURES	(471,329.90)
6200	(324.26)
SHERIFF CID	(324.26)
440100	(324.26)
INTEREST-BANK	(324.26)
6500	(227,106.42)
SHERIFF ADMINISTRATIVE	(227,106.42)
440100	(3,548.96)
INTEREST-BANK	(3,548.96)
460120	(223,557.46)
FORFEITURES	(223,557.46)
7100	(12,422.95)
CONSTABLE PRECINCT 1	(12,422.95)
440100	(241.34)

INTEREST-BANK	(241.34)
460120	(12,181.61)
FORFEITURES	(12,181.61)
7200	(14,009.26)
CONSTABLE PRECINCT 2	(14,009.26)
440100	(1,725.06)
INTEREST-BANK	(1,725.06)
460120	(12,284.20)
FORFEITURES	(12,284.20)
7300	(4,588.65)
CONSTABLE PRECINCT 3	(4,588.65)
440100	(103.29)
INTEREST-BANK	(103.29)
460120	(4,485.36)
FORFEITURES	(4,485.36)
7400	(28,043.43)
CONSTABLE PRECINCT 4	(28,043.43)
440100	(1,180.05)
INTEREST-BANK	(1,180.05)
460120	(26,863.38)
FORFEITURES	(26,863.38)
7500	(9,491.74)
CONSTABLE PRECINCT 5	(9,491.74)
440100	(2,138.92)
INTEREST-BANK	(2,138.92)
460120	(7,352.82)
FORFEITURES	(7,352.82)
1203	(13,951.86)
JAIL COMMISSARY	(13,951.86)
440100	(13,951.86)
INTEREST-BANK	(13,951.86)
6602	(1,566,190.25)
SHERIFF COMMISSARY	(1,566,190.25)
430220	(1,564,981.13)
COMMISSARY SALES	(1,564,981.13)
440100	(1,209.12)
INTEREST-BANK	(1,209.12)
1204	(238,534.29)
LAW LIBRARY	(238,534.29)
430110	(38,745.67)
COUNTY CLERK FEES	(38,745.67)
430132	(187,687.50)
DISTRICT CLERK FEES	(187,687.50)
440100	(3,534.72)
INTEREST-BANK	(3,534.72)
440120	(2,377.48)
INVESTMENT EARNINGS	(2,377.48)
450320	(6,188.92)
MISCELLANEOUS	(6,188.92)
205	(23,393.20)

PRE-TRIAL DIVERSION	(23,393.20)
5100	(4,393.20)
DISTRICT ATTORNEY	(4,393.20)
430146	(4,393.20)
PRETRIAL DIVERSION FEES	(4,393.20)
5103	(19,000.00)
PRE-TRIAL DIVERSION	(19,000.00)
430146	(19,000.00)
PRETRIAL DIVERSION FEES	(19,000.00)
1206	(179,842.64)
COUNTY CLERK RECORDS MGMT & PRESERVATION	(179,842.64)
1206	395,705.56
COUNTY CLERK RECORDS MANAGEMENT/PRESERVATION	395,705.56
440120	395,705.56
INVESTMENT EARNINGS	395,705.56
2300	(575,548.20)
COUNTY CLERK	(575,548.20)
430100	(532,404.35)
COUNTY RECORDS MANAGEMENT FEES	(532,404.35)
440120	(43,143.85)
INVESTMENT EARNINGS	(43,143.85)
1207	(92,989.98)
COUNTY RECORDS MANAGEMENT	(92,989.98)
1207	(92,989.98)
COUNTY RECORDS MANAGEMENT	(92,989.98)
430110	(92,989.98)
COUNTY CLERK FEES	(92,989.98)
2300	(2,264.91)
COUNTY CLERK	(2,264.91)
430100	(2,264.91)
COUNTY RECORDS MANAGEMENT FEES	(2,264.91)
1208	(38,837.85)
DISTRICT CLERK RECORDS MGMT & PRESERVATION	(38,837.85)
2700	(38,837.85)
DISTRICT CLERK	(38,837.85)
430132	(37,346.79)
DISTRICT CLERK FEES	(37,346.79)
440120	(1,491.06)
INVESTMENT EARNINGS	(1,491.06)
1209	(65,390.94)
DISTRICT CLERK RECORDS PRESERVATION	(65,390.94)
2700	(65,390.94)
DISTRICT CLERK	(65,390.94)
430132	(64,484.56)
DISTRICT CLERK FEES	(64,484.56)
440120	(906.38)
INVESTMENT EARNINGS	(906.38)
210	(64,621.13)
COUNTY AND DISTRICT COURTS DIGITAL PRESERVATION	(64,621.13)
2900	(64,621.13)
DIGITAL PRESERVATION COUNTY/DISTRICT	(64,621.13)
430102	(56,033.21)
COUNTY/DISTRICT COURT FEES	(56,033.21)
430110	(920.19)

COUNTY CLERK FEES	(920.19)
430132	(5,810.00)
DISTRICT CLERK FEES	(5,810.00)
440120	(1,857.73)
INVESTMENT EARNINGS	(1,857.73)
211	(11,501.82)
COUNTY AND DISTRICT COURT TECHNOLOGY	(11,501.82)
8107	(11,501.82)
COURT TECHNOLOGY COUNTY/DISTRICT	(11,501.82)
430110	(11,037.08)
COUNTY CLERK FEES	(11,037.08)
430132	(464.74)
DISTRICT CLERK FEES	(464.74)
212	(21,140.00)
COURT GUARDIANSHIP	(21,140.00)
8105	(21,140.00)
COURT GUARDIANSHIP	(21,140.00)
430116	(21,140.00)
COURT GUARDIANSHIP FEE	(21,140.00)
213	(109,506.24)
COURT REPORTER SERVICE	(109,506.24)
1213	(109,506.24)
COURT REPORTER SERVICE	(109,506.24)
430168	(109,506.24)
STENOGRAPHER FEES	(109,506.24)
214	(219,761.27)
COURTHOUSE SECURITY - COUNTY/DISTRICT COURT	(219,761.27)
1214	(219,761.27)
COURTHOUSE SECURITY - COUNTY/DISTRICT COURTS	(219,761.27)
430102	(183,985.01)
COUNTY/DISTRICT COURT FEES	(183,985.01)
430116	(35,776.26)
COURT GUARDIANSHIP FEE	(35,776.26)
215	(55,002.92)
COURTHOUSE SECURITY - JP	(55,002.92)
8590	(55,002.92)
JP JUSTICE COURT SECURITY	(55,002.92)
430102	(30,947.55)
COUNTY/DISTRICT COURT FEES	(30,947.55)
430134	(24,055.37)
JUSTICE OF THE PEACE FEES	(24,055.37)
216	(111,107.73)
JUSTICE COURT TECHNOLOGY	(111,107.73)
1216	(76,923.16)
JUSTICE COURT TECHNOLOGY	(76,923.16)
430134	(76,923.16)
JUSTICE OF THE PEACE FEES	(76,923.16)
8591	(34,184.57)
JP JUSTICE COURT TECHNOLOGY	(34,184.57)
430134	(34,184.57)
JUSTICE OF THE PEACE FEES	(34,184.57)
217	(75,269.74)
JUVENILE CASE MANAGER	(75,269.74)
8592	(75,269.74)



JP JUVENILE CASE MANAGER	(75,269.74)
430134	(75,269.74)
JUSTICE OF THE PEACE FEES	(75,269.74)
218	(17,284.00)
CC VITAL RECORDS-PRESERVATION	(17,284.00)
2300	(17,284.00)
COUNTY CLERK	(17,284.00)
430110	(17,284.00)
COUNTY CLERK FEES	(17,284.00)
219	(55,349.51)
CONTRACT ELECTION SERVICE	(55,349.51)
2502	(55,349.51)
CONTRACT ELECTION DIRECT PAID	(55,349.51)
420306	(43,925.00)
OTHER CONTRACT REIMBURSEMENT	(43,925.00)
440100	(10,787.18)
INTEREST-BANK	(10,787.18)
440120	(637.33)
INVESTMENT EARNINGS	(637.33)
220	(125,500,793.61)
GRANTS	(125,500,793.61)
1220	(20,307.70)
GRANTS	(20,307.70)
420102	(0.04)
FEDERAL PROGRAM INCOME	(0.04)
430176	(7,832.00)
PROBATION FEES	(7,832.00)
440100	(12,475.66)
INTEREST-BANK	(12,475.66)
2000	(105,093,336.11)
COUNTY JUDGE	(105,093,336.11)
420100	(104,983,285.40)
FEDERAL GRANT REVENUE	(104,983,285.40)
440100	(110,050.71)
INTEREST-BANK	(110,050.71)
2800	(4,307,756.76)
COUNTY ATTORNEY	(4,307,756.76)
420100	(15,251.26)
FEDERAL GRANT REVENUE	(15,251.26)
420206	(4,292,505.50)
STATE CONTRACT REIMBURSEMENT	(4,292,505.50)
3200	(20,113.49)
OTHER	(20,113.49)
420200	(20,113.49)
STATE GRANT REVENUE	(20,113.49)
3210	(7,743,191.42)
NON-DEPARTMENTAL	(7,743,191.42)
420100	3,876,909.30
FEDERAL GRANT REVENUE	3,876,909.30
420200	63,172.58
STATE GRANT REVENUE	63,172.58
420206	(11,683,273.30)
STATE CONTRACT REIMBURSEMENT	(11,683,273.30)
3250	2,384.18



CHILD WELFARE	2,384.18
420100	2,384.18
FEDERAL GRANT REVENUE	2,384.18
4100	(163,339.68)
ANIMAL SERVICES	(163,339.68)
420200	(1.00)
STATE GRANT REVENUE	(1.00)
420300	(153,338.68)
OTHER GRANT REVENUE	(153,338.68)
420306	(10,000.00)
OTHER CONTRACT REIMBURSEMENT	(10,000.00)
4200	(6,103.43)
FORENSIC SERVICES	(6,103.43)
420100	(6,103.43)
FEDERAL GRANT REVENUE	(6,103.43)
4300	(2,798,358.91)
MCCD-COUNTY APPROPRIATIONS (CDBG)	(2,798,358.91)
420100	(1,800,197.18)
FEDERAL GRANT REVENUE	(1,800,197.18)
420102	(35,738.41)
FEDERAL PROGRAM INCOME	(35,738.41)
450300	(962,423.32)
CONTRIBUTIONS	(962,423.32)
5100	(350,655.13)
DISTRICT ATTORNEY	(350,655.13)
420100	(228,313.62)
FEDERAL GRANT REVENUE	(228,313.62)
420200	(40,218.24)
STATE GRANT REVENUE	(40,218.24)
420106	(82,123.27)
FEDERAL CONTRACT REIMBURSEMENT	(82,123.27)
5200	(1,495,158.23)
OFFICE OF HOMELAND SECURITY & EMERGENCY MANAGEMENT	(1,495,158.23)
420100	(1,495,158.23)
FEDERAL GRANT REVENUE	(1,495,158.23)
5400	(1,973,592.36)
JUVENILE PROBATION-ADMINISTRATIVE	(1,973,592.36)
420200	(1,973,592.36)
STATE GRANT REVENUE	(1,973,592.36)
5401	(486,711.10)
JUVENILE PROBATION-DETENTION	(486,711.10)
420100	(35,809.70)
FEDERAL GRANT REVENUE	(35,809.70)
420200	(434,308.90)
STATE GRANT REVENUE	(434,308.90)
420306	(12,847.50)
OTHER CONTRACT REIMBURSEMENT	(12,847.50)
420106	(3,745.00)
FEDERAL CONTRACT REIMBURSEMENT	(3,745.00)
6000	(233,279.92)
SHERIFF	(233,279.92)
420100	(117,979.18)
FEDERAL GRANT REVENUE	(117,979.18)
420200	(115,300.74)

STATE GRANT REVENUE	(115,300.74)
6100	(2,270.00)
SHERIFF HOMELAND SECURITY	(2,270.00)
420300	(2,270.00)
OTHER GRANT REVENUE	(2,270.00)
6200	(17,175.10)
SHERIFF CID	(17,175.10)
420106	(17,175.10)
FEDERAL CONTRACT REIMBURSEMENT	(17,175.10)
6201	(10,567.77)
SHERIFF HOMICIDE VIOLENT CRIME	(10,567.77)
420100	(10,567.77)
FEDERAL GRANT REVENUE	(10,567.77)
6202	(60,112.68)
SHERIFF ORGANIZED CRIME	(60,112.68)
420100	(40,367.72)
FEDERAL GRANT REVENUE	(40,367.72)
450200	0.01
CONTRACT SERVICES	0.01
420106	(19,744.97)
FEDERAL CONTRACT REIMBURSEMENT	(19,744.97)
6300	(24,729.55)
SHERIFF PATROL	(24,729.55)
420100	(17,992.74)
FEDERAL GRANT REVENUE	(17,992.74)
420200	(2,958.84)
STATE GRANT REVENUE	(2,958.84)
420106	(3,777.97)
FEDERAL CONTRACT REIMBURSEMENT	(3,777.97)
6302	(136,134.07)
SHERIFF PATROL WEST	(136,134.07)
420200	(63,316.01)
STATE GRANT REVENUE	(63,316.01)
450300	(72,818.06)
CONTRIBUTIONS	(72,818.06)
6601	(268,608.22)
SHERIFF JAIL	(268,608.22)
420100	(268,608.22)
FEDERAL GRANT REVENUE	(268,608.22)
7100	(6,909.92)
CONSTABLE PRECINCT 1	(6,909.92)
420100	(3,442.99)
FEDERAL GRANT REVENUE	(3,442.99)
420200	(240.73)
STATE GRANT REVENUE	(240.73)
420300	(3,226.20)
OTHER GRANT REVENUE	(3,226.20)
7300	(707.14)
CONSTABLE PRECINCT 3	(707.14)
420300	(707.14)
OTHER GRANT REVENUE	(707.14)
7400	(2,512.92)
CONSTABLE PRECINCT 4	(2,512.92)
420100	(942.92)

FEDERAL GRANT REVENUE	(942.92)
420300	(1,570.00)
OTHER GRANT REVENUE	(1,570.00)
7500	(83,640.46)
CONSTABLE PRECINCT 5	(83,640.46)
420100	(4,922.04)
FEDERAL GRANT REVENUE	(4,922.04)
420300	(78,718.42)
OTHER GRANT REVENUE	(78,718.42)
8340	(116,610.23)
359TH DISTRICT COURT	(116,610.23)
420200	(116,610.23)
STATE GRANT REVENUE	(116,610.23)
9300	(76,959.74)
COMMISSIONER PRECINCT 3	(76,959.74)
420100	(76,959.74)
FEDERAL GRANT REVENUE	(76,959.74)
9400	(4,335.75)
COMMISSIONER PRECINCT 4	(4,335.75)
420100	612.00
FEDERAL GRANT REVENUE	612.00
420300	(4,947.75)
OTHER GRANT REVENUE	(4,947.75)
9800	(98.06)
HAVA	(98.06)
2502	(98.06)
CONTRACT ELECTION DIRECT PAID	(98.06)
450328	(98.06)
SALE OF ASSETS	(98.06)
3800	(38,630,726.19)
DEBT SERVICE	(38,630,726.19)
1300	(38,630,726.19)
DEBT SERVICE	(38,630,726.19)
400100	(37,270,325.49)
CURRENT TAXES	(37,270,325.49)
400110	(131,723.19)
DELINQUENT TAXES	(131,723.19)
400140	(107.90)
OTHER TAXES	(107.90)
420304	(200,347.52)
OTHER ALLOCATIONS	(200,347.52)
440100	(174,748.69)
INTEREST-BANK	(174,748.69)
440120	(16,217.31)
INVESTMENT EARNINGS	(16,217.31)
470100	(837,256.09)
TRANSFERS IN	(837,256.09)
4800	(485.79)
GL CONVERSION	(485.79)
3333	(485.79)
GL CONVERSION	(485.79)
440100	(1.60)
INTEREST-BANK	(1.60)
440120	(484.19)

INVESTMENT EARNINGS	(484.19)
340	29,193.72
GASB 34 CONVERSION	29,193.72
3300	-
PURCHASING AGENT	-
450328	-
SALE OF ASSETS	-
9999	-
BALANCE SHEET	-
480200	-
GAIN/LOSS ON SALE OF ASSETS	-
1340	29,193.72
GASB 34 CONVERSION	29,193.72
450320	132,303.39
MISCELLANEOUS	132,303.39
480200	(103,109.67)
GAIN/LOSS ON SALE OF ASSETS	(103,109.67)
400	(1,171,056.38)
LOCAL CAPITAL PROJECTS	(1,171,056.38)
1400	(300,000.00)
LOCAL CAPITAL PROJECTS	(300,000.00)
450320	-
MISCELLANEOUS	-
450328	(300,000.00)
SALE OF ASSETS	(300,000.00)
3700	(871,056.38)
TAX ASSESSOR/COLLECTOR	(871,056.38)
400140	(419,508.32)
OTHER TAXES	(419,508.32)
440100	(451,548.06)
INTEREST-BANK	(451,548.06)
401	(697,570.66)
C/P REVENUE TOLL BONDS 10	(697,570.66)
1401	(697,570.66)
C/P REVENUE TOLL BONDS 10	(697,570.66)
440100	(727.99)
INTEREST-BANK	(727.99)
440120	(696,842.67)
INVESTMENT EARNINGS	(696,842.67)
402	(11,432.61)
C/P CERTIFICATES OF OBLIGATION 2012	(11,432.61)
1402	(11,432.61)
C/P CERTIFICATES OF OBLIGATION 2012	(11,432.61)
440100	(1,321.14)
INTEREST-BANK	(1,321.14)
440120	(10,111.47)
INVESTMENT EARNINGS	(10,111.47)
403	(1,314.81)
C/P PASS THRU TOLL PROJECTS	(1,314.81)
1403	(1,314.81)
C/P PASS THRU TOLL PROJECTS	(1,314.81)
420206	(0.01)
STATE CONTRACT REIMBURSEMENT	(0.01)
440100	(1,314.80)

INTEREST-BANK	(1,314.80)
1404	(65,141.35)
C/P ROAD BONDS 2016	(65,141.35)
1404	(65,141.35)
C/P ROAD BONDS 2016	(65,141.35)
440100	(423.42)
INTEREST-BANK	(423.42)
440120	(64,717.93)
INVESTMENT EARNINGS	(64,717.93)
1405	(227,756.85)
C/P ROAD BONDS 2016A	(227,756.85)
1405	(227,756.85)
C/P ROAD BONDS 2016A	(227,756.85)
440100	(5,338.56)
INTEREST-BANK	(5,338.56)
440120	(222,418.29)
INVESTMENT EARNINGS	(222,418.29)
1406	(371,239.48)
C/P ROAD BONDS 2018	(371,239.48)
1406	(371,239.48)
C/P ROAD BONDS 2018	(371,239.48)
440100	(371,239.48)
INTEREST-BANK	(371,239.48)
1407	(1,055,295.21)
C/P ROAD BONDS 2018B	(1,055,295.21)
1407	(1,055,295.21)
C/P ROAD BONDS 2018B	(1,055,295.21)
440100	(1,055,295.21)
INTEREST-BANK	(1,055,295.21)
1408	(19,284.00)
C/P SHERIFF'S PROJECTS	(19,284.00)
SHERIFF PROJECTS	(19,284.00)
450320	(19,284.00)
MISCELLANEOUS	(19,284.00)
1500	(38,047,860.10)
SELF INSURANCE	(38,047,860.10)
1500	-
SELF INSURANCE	-
480200	-
GAIN/LOSS ON SALE OF ASSETS	-
2201	(38,047,860.10)
SELF INSURANCE	(38,047,860.10)
430232	(28,316,558.17)
COUNTY FUNDING	(28,316,558.17)
430240	(1,628,810.65)
EMPLOYEE/RETIREE FUNDING	(1,628,810.65)
430242	(261,072.93)
COBRA FUNDING	(261,072.93)
430244	(29,024.03)
THIRD PARTY REIMBURSEMENT	(29,024.03)
430246	(3,260,412.77)
STOP LOSS REIMBURSEMENT	(3,260,412.77)
RX REBATES	(1,028,160.21)
430250	(66,039.33)

MEDICAL CLAIMS REFUNDS	(66,039.33)
430252	(878.22)
COBRA ADMINISTRATION FEE	(878.22)
430254	(280,086.71)
CONTRACT FUNDING	(280,086.71)
430256	(1,030,053.27)
OPERATING SUBSIDY	(1,030,053.27)
430260	(166,178.00)
EMPLOYEE CONTRIBUTION-EMPLOYEE ONLY	(166,178.00)
430262	(334,470.00)
EMPLOYEE CONTRIBUTION-EMPLOYEE AND SPOUSE	(334,470.00)
430264	(360,290.00)
EMPLOYEE CONTRIBUTION-EMPLOYEE AND CHILD	(360,290.00)
430266	(1,033,800.00)
EMPLOYEE CONTRIBUTION-EMPLOYEE AND FAMILY	(1,033,800.00)
430268	(243,715.99)
SUPPLEMENTAL LIFE EMPLOYEE PREMIUM	(243,715.99)
430270	(5,309.82)
DEPENDENT LIFE EMPLOYEE PREMIUM	(5,309.82)
450328	(3,000.00)
SALE OF ASSETS	(3,000.00)
501	(1,525,859.71)
WORKERS' COMPENSATION	(1,525,859.71)
2203	(1,525,859.71)
WORKERS COMPENSATION	(1,525,859.71)
430232	(1,350,000.00)
COUNTY FUNDING	(1,350,000.00)
430244	(13,171.71)
THIRD PARTY REIMBURSEMENT	(13,171.71)
430254	(162,688.00)
CONTRACT FUNDING	(162,688.00)
502	(2,157,921.05)
PROPERTY/CASUALTY	(2,157,921.05)
2202	(86,366.68)
PROPERTY/CASUALTY	(86,366.68)
430244	(86,366.68)
THIRD PARTY REIMBURSEMENT	(86,366.68)
2203	(2,071,554.37)
WORKERS COMPENSATION	(2,071,554.37)
430232	(2,000,000.00)
COUNTY FUNDING	(2,000,000.00)
430244	(71,554.37)
THIRD PARTY REIMBURSEMENT	(71,554.37)
(blank)	
(blank)	
(blank)	
(blank)	
(blank)	

# MONTGOMERY COUNTY, TEXAS

## REPORT OF EXPENDITURES

AS OF SEPTEMBER 14, 2020

	Sum of NetTransactionAmount
<b>100</b>	<b>223,915,329.61</b>
<b>GENERAL OPERATIONS</b>	<b>223,915,329.61</b>
<b>1100</b>	<b>8,512,124.20</b>
<b>GENERAL FUND</b>	<b>8,512,124.20</b>
730110	848.31
POSTAGE	848.31
740970	201.96
FREIGHT AND HANDLING	201.96
770100	8,511,073.93
TRANSFERS OUT	8,511,073.93
<b>2000</b>	<b>475,601.19</b>
<b>COUNTY JUDGE</b>	<b>475,601.19</b>
710100	138,433.23
SALARY/OFFICIAL-DEPARTMENT HEAD	138,433.23
710110	195,139.39
SALARY/REGULAR	195,139.39
710130	2,865.40
SALARY/OVERTIME	2,865.40
710140	1,727.85
SALARY/CELL PHONE ALLOWANCE	1,727.85
720100	24,144.66
SOCIAL SECURITY	24,144.66
720110	42,001.46
EMPLOYEE INSURANCE	42,001.46
720120	41,485.24
RETIREMENT	41,485.24
720140	414.72
STATE UNEMPLOYMENT TAX	414.72
730100	2,630.13
OFFICE SUPPLIES	2,630.13
730370	26.00
PERIODICALS	26.00
740530	379.90
MOBILE PHONE AND DATA	379.90
740656	3.98
RENT AND LEASES	3.98
740660	2,824.88
EQUIPMENT RENTAL	2,824.88
740720	23,652.00
INDIGENT INTERMENT	23,652.00
790100	(127.65)
REIMBURSEMENTS CLEARING	(127.65)
<b>2100</b>	<b>556,735.74</b>
<b>HUMAN RESOURCES</b>	<b>556,735.74</b>
710100	125,183.55
SALARY/OFFICIAL-DEPARTMENT HEAD	125,183.55
710110	250,326.44
SALARY/REGULAR	250,326.44
710140	863.93



SALARY/CELL PHONE ALLOWANCE	863.93
720100	27,874.68
SOCIAL SECURITY	27,874.68
720110	64,705.02
EMPLOYEE INSURANCE	64,705.02
720120	46,181.30
RETIREMENT	46,181.30
720140	864.00
STATE UNEMPLOYMENT TAX	864.00
730100	4,345.30
OFFICE SUPPLIES	4,345.30
740120	126.00
MEDICAL SERVICES	126.00
740510	802.85
PROFESSIONAL DEVELOPMENT	802.85
740512	26,913.41
PROFESSIONAL SERVICES	26,913.41
740640	4,368.64
CONTRACT SERVICES	4,368.64
740660	3,712.62
EQUIPMENT RENTAL	3,712.62
740680	468.00
MEMBERSHIP/ASSOCIATION DUES	468.00
2101	1,156.64
CIVIL SERVICE	1,156.64
730100	706.64
OFFICE SUPPLIES	706.64
740512	450.00
PROFESSIONAL SERVICES	450.00
2200	1,021,011.41
RISK MANAGEMENT	1,021,011.41
710100	111,049.20
SALARY/OFFICIAL-DEPARTMENT HEAD	111,049.20
710110	403,554.18
SALARY/REGULAR	403,554.18
710140	896.45
SALARY/CELL PHONE ALLOWANCE	896.45
720100	38,396.73
SOCIAL SECURITY	38,396.73
720110	91,683.33
EMPLOYEE INSURANCE	91,683.33
720120	63,254.34
RETIREMENT	63,254.34
720140	1,317.25
STATE UNEMPLOYMENT TAX	1,317.25
730100	11,214.93
OFFICE SUPPLIES	11,214.93
730240	42.44
FUEL	42.44
730310	112.30
UNIFORMS	112.30
730390	10.93
MEDICAL SUPPLIES	10.93
740110	765.00



IT SOFTWARE MAINTENANCE	765.00
740120	206,866.09
MEDICAL SERVICES	206,866.09
740140	3,775.86
VEHICLE MAINTENANCE	3,775.86
740510	3,378.00
PROFESSIONAL DEVELOPMENT	3,378.00
740512	24,036.14
PROFESSIONAL SERVICES	24,036.14
740530	1,718.44
MOBILE PHONE AND DATA	1,718.44
740540	2,059.26
TRAVEL EXPENSE	2,059.26
740550	7,761.16
SAFETY PROGRAM	7,761.16
740640	113.22
CONTRACT SERVICES	113.22
740660	4,076.79
EQUIPMENT RENTAL	4,076.79
740680	910.00
MEMBERSHIP/ASSOCIATION DUES	910.00
740700	21,880.00
INSURANCE/BOND PREMIUMS	21,880.00
740952	100.00
BONDS-SURETY	100.00
750400	22,061.00
CAPITAL OUTLAY-FURNITURE FIXTURES AND EQUIPMENT	22,061.00
790100	(34.55)
REIMBURSEMENTS CLEARING	(34.55)
730101	12.92
FOOD SUPPLIES	12.92
2300	2,166,753.15
COUNTY CLERK	2,166,753.15
710100	119,162.08
SALARY/OFFICIAL-DEPARTMENT HEAD	119,162.08
710110	1,348,696.56
SALARY/REGULAR	1,348,696.56
710130	4,337.48
SALARY/OVERTIME	4,337.48
720100	108,705.65
SOCIAL SECURITY	108,705.65
720110	364,638.05
EMPLOYEE INSURANCE	364,638.05
720120	180,639.41
RETIREMENT	180,639.41
720140	5,041.15
STATE UNEMPLOYMENT TAX	5,041.15
730100	5,488.75
OFFICE SUPPLIES	5,488.75
730120	658.00
BOOK SUPPLEMENTS	658.00
730170	8,806.97
BIRTH CERTIFICATES	8,806.97
730210	1,802.62

DATA PROCESSING SUPPLIES	1,802.62
740510	1,525.00
PROFESSIONAL DEVELOPMENT	1,525.00
740512	2,475.23
PROFESSIONAL SERVICES	2,475.23
740540	1,403.42
TRAVEL EXPENSE	1,403.42
740580	1,584.00
PRINTING	1,584.00
740640	2,253.11
CONTRACT SERVICES	2,253.11
740660	9,536.67
EQUIPMENT RENTAL	9,536.67
790100	(1.00)
REIMBURSEMENTS CLEARING	(1.00)
2302	356,749.83
COURT COLLECTIONS	356,749.83
710110	219,926.52
SALARY/REGULAR	219,926.52
720100	15,981.38
SOCIAL SECURITY	15,981.38
720110	54,743.61
EMPLOYEE INSURANCE	54,743.61
720120	26,984.99
RETIREMENT	26,984.99
720140	888.80
STATE UNEMPLOYMENT TAX	888.80
730100	845.17
OFFICE SUPPLIES	845.17
730110	10,734.85
POSTAGE	10,734.85
740512	11,065.75
PROFESSIONAL SERVICES	11,065.75
740640	12,650.60
CONTRACT SERVICES	12,650.60
740660	2,828.16
EQUIPMENT RENTAL	2,828.16
740680	100.00
MEMBERSHIP/ASSOCIATION DUES	100.00
2400	270,291.79
VETERANS SERVICE	270,291.79
710100	77,650.61
SALARY/OFFICIAL-DEPARTMENT HEAD	77,650.61
710110	111,912.37
SALARY/REGULAR	111,912.37
720100	13,810.78
SOCIAL SECURITY	13,810.78
720110	37,116.88
EMPLOYEE INSURANCE	37,116.88
720120	23,259.54
RETIREMENT	23,259.54
720140	536.92
STATE UNEMPLOYMENT TAX	536.92
730100	1,515.46

OFFICE SUPPLIES	1,515.46
740510	1,290.00
PROFESSIONAL DEVELOPMENT	1,290.00
740540	1,524.20
TRAVEL EXPENSE	1,524.20
740620	143.91
ELECTRICITY	143.91
740660	1,531.12
EQUIPMENT RENTAL	1,531.12
2500	1,695,868.47
ELECTIONS ADMINISTRATOR	1,695,868.47
710100	84,884.10
SALARY/OFFICIAL-DEPARTMENT HEAD	84,884.10
710110	982,478.80
SALARY/REGULAR	982,478.80
710130	115,178.18
SALARY/OVERTIME	115,178.18
720100	89,018.15
SOCIAL SECURITY	89,018.15
720110	114,817.69
EMPLOYEE INSURANCE	114,817.69
720120	85,069.74
RETIREMENT	85,069.74
720140	6,828.40
STATE UNEMPLOYMENT TAX	6,828.40
730100	36,092.70
OFFICE SUPPLIES	36,092.70
730210	12,490.05
DATA PROCESSING SUPPLIES	12,490.05
730220	489.17
REPLACEMENTS	489.17
730240	50.50
FUEL	50.50
730250	56.94
SHOP SUPPLIES	56.94
730320	1,013.62
IT HARDWARE	1,013.62
730330	52.99
IT SOFTWARE	52.99
740140	232.36
VEHICLE MAINTENANCE	232.36
740512	107,123.88
PROFESSIONAL SERVICES	107,123.88
740530	7,633.14
MOBILE PHONE AND DATA	7,633.14
740540	4,785.16
TRAVEL EXPENSE	4,785.16
740580	29,192.26
PRINTING	29,192.26
740620	15,445.27
ELECTRICITY	15,445.27
740628	1,536.00
TELEPHONE-FIBER OPTIC-RESTRICTED	1,536.00
740640	110.00

CONTRACT SERVICES	110.00
740656	300.00
RENT AND LEASES	300.00
740660	285.91
EQUIPMENT RENTAL	285.91
740970	322.10
FREIGHT AND HANDLING	322.10
790100	(2.64)
REIMBURSEMENTS CLEARING	(2.64)
740627	384.00
TELEPHONE-RESTRICTED	384.00
2501	88,808.27
VOTER REGISTRATION	88,808.27
710110	27,869.54
SALARY/REGULAR	27,869.54
710130	34.40
SALARY/OVERTIME	34.40
720100	2,134.65
SOCIAL SECURITY	2,134.65
720140	448.89
STATE UNEMPLOYMENT TAX	448.89
730100	23,802.41
OFFICE SUPPLIES	23,802.41
730210	1,934.00
DATA PROCESSING SUPPLIES	1,934.00
730320	6,232.32
IT HARDWARE	6,232.32
740512	6,490.00
PROFESSIONAL SERVICES	6,490.00
740530	574.12
MOBILE PHONE AND DATA	574.12
740540	536.44
TRAVEL EXPENSE	536.44
740580	10,543.50
PRINTING	10,543.50
750400	8,208.00
CAPITAL OUTLAY-FURNITURE FIXTURES AND EQUIPMENT	8,208.00
2600	10,045,104.63
INFORMATION TECHNOLOGY	10,045,104.63
710100	116,348.18
SALARY/OFFICIAL-DEPARTMENT HEAD	116,348.18
710110	2,208,603.88
SALARY/REGULAR	2,208,603.88
710140	5,619.92
SALARY/CELL PHONE ALLOWANCE	5,619.92
720100	173,928.03
SOCIAL SECURITY	173,928.03
720110	348,695.24
EMPLOYEE INSURANCE	348,695.24
720120	285,982.97
RETIREMENT	285,982.97
720140	5,068.87
STATE UNEMPLOYMENT TAX	5,068.87
730100	59,342.62

OFFICE SUPPLIES	59,342.62
730110	2,311.55
POSTAGE	2,311.55
730210	626.08
DATA PROCESSING SUPPLIES	626.08
730220	799.77
REPLACEMENTS	799.77
730240	2,572.17
FUEL	2,572.17
730320	339,640.31
IT HARDWARE	339,640.31
730330	329,210.29
IT SOFTWARE	329,210.29
730332	297,943.89
TELEPHONE-REPAIRS/REPLACEMENT-RESTRICTED	297,943.89
740110	2,014,237.20
IT SOFTWARE MAINTENANCE	2,014,237.20
740140	453.80
VEHICLE MAINTENANCE	453.80
740420	3,578.70
COURIER SERVICE	3,578.70
740510	8,958.28
PROFESSIONAL DEVELOPMENT	8,958.28
740512	329,145.88
PROFESSIONAL SERVICES	329,145.88
740530	22,926.23
MOBILE PHONE AND DATA	22,926.23
740540	2,131.68
TRAVEL EXPENSE	2,131.68
740620	95.00
ELECTRICITY	95.00
740628	619,687.20
TELEPHONE-FIBER OPTIC-RESTRICTED	619,687.20
740660	1,223.05
EQUIPMENT RENTAL	1,223.05
740662	359,496.37
LEASE TO PURCHASE	359,496.37
740680	175.00
MEMBERSHIP/ASSOCIATION DUES	175.00
750400	1,976,901.46
CAPITAL OUTLAY-FURNITURE FIXTURES AND EQUIPMENT	1,976,901.46
750500	113,750.00
CAPITAL OUTLAY-INTANGIBLES	113,750.00
750600	106,816.30
CAPITAL OUTLAY-VEHICLES	106,816.30
750800	243,790.91
MAJOR PROJECTS	243,790.91
790100	(56,199.53)
REIMBURSEMENTS CLEARING	(56,199.53)
740260	18.69
INTEREST ON CREDIT CARDS	18.69
740627	116,872.39
TELEPHONE-RESTRICTED	116,872.39
740100	4,352.25

IT HARDWARE MAINTENANCE	4,352.25
2700	3,217,180.90
DISTRICT CLERK	3,217,180.90
710100	119,162.08
SALARY/OFFICIAL-DEPARTMENT HEAD	119,162.08
710110	2,031,799.13
SALARY/REGULAR	2,031,799.13
720100	158,497.57
SOCIAL SECURITY	158,497.57
720110	601,688.20
EMPLOYEE INSURANCE	601,688.20
720120	263,923.30
RETIREMENT	263,923.30
720140	8,614.23
STATE UNEMPLOYMENT TAX	8,614.23
730100	11,386.34
OFFICE SUPPLIES	11,386.34
740510	930.00
PROFESSIONAL DEVELOPMENT	930.00
740540	1,346.55
TRAVEL EXPENSE	1,346.55
740580	750.00
PRINTING	750.00
740640	181.09
CONTRACT SERVICES	181.09
740660	18,852.41
EQUIPMENT RENTAL	18,852.41
740680	50.00
MEMBERSHIP/ASSOCIATION DUES	50.00
2800	2,696,783.53
COUNTY ATTORNEY	2,696,783.53
710100	164,687.24
SALARY/OFFICIAL-DEPARTMENT HEAD	164,687.24
710110	1,694,494.20
SALARY/REGULAR	1,694,494.20
710130	403.00
SALARY/OVERTIME	403.00
710140	1,735.15
SALARY/CELL PHONE ALLOWANCE	1,735.15
720100	138,823.67
SOCIAL SECURITY	138,823.67
720110	270,757.61
EMPLOYEE INSURANCE	270,757.61
720120	231,802.43
RETIREMENT	231,802.43
720140	4,333.08
STATE UNEMPLOYMENT TAX	4,333.08
730100	6,840.74
OFFICE SUPPLIES	6,840.74
730120	23,178.02
BOOK SUPPLEMENTS	23,178.02
730330	25.56
IT SOFTWARE	25.56
740220	142,337.36

LEGAL/LITIGATION COSTS	142,337.36
740420	233.90
COURIER SERVICE	233.90
740510	5,862.24
PROFESSIONAL DEVELOPMENT	5,862.24
740540	1,906.57
TRAVEL EXPENSE	1,906.57
740580	1,234.08
PRINTING	1,234.08
740640	150.72
CONTRACT SERVICES	150.72
740660	7,218.54
EQUIPMENT RENTAL	7,218.54
740680	770.00
MEMBERSHIP/ASSOCIATION DUES	770.00
740970	11.15
FREIGHT AND HANDLING	11.15
790100	(21.73)
REIMBURSEMENTS CLEARING	(21.73)
740450	-
SERVICE/CITATIONS	-
2801	45,620.03
COUNTY ATTORNEY STATE FUNDS	45,620.03
710150	35,265.00
SALARY/SPECIAL PAY	35,265.00
730100	1,994.78
OFFICE SUPPLIES	1,994.78
740220	(1,274.94)
LEGAL/LITIGATION COSTS	(1,274.94)
740504	2,970.99
ONLINE SERVICES	2,970.99
740510	1,338.20
PROFESSIONAL DEVELOPMENT	1,338.20
740680	3,696.00
MEMBERSHIP/ASSOCIATION DUES	3,696.00
740690	1,630.00
COURT COST	1,630.00
3000	2,830,043.88
BUILDING CUSTODIAL SERVICES	2,830,043.88
710100	95,793.20
SALARY/OFFICIAL-DEPARTMENT HEAD	95,793.20
710110	1,608,281.29
SALARY/REGULAR	1,608,281.29
710130	118,527.87
SALARY/OVERTIME	118,527.87
720100	136,218.76
SOCIAL SECURITY	136,218.76
720110	351,404.36
EMPLOYEE INSURANCE	351,404.36
720120	223,613.83
RETIREMENT	223,613.83
720140	9,270.66
STATE UNEMPLOYMENT TAX	9,270.66
730100	10,419.17

OFFICE SUPPLIES	10,419.17
730140	181,825.21
JANITOR SUPPLIES	181,825.21
730220	7,496.36
REPLACEMENTS	7,496.36
730240	1,277.86
FUEL	1,277.86
730250	1,963.52
SHOP SUPPLIES	1,963.52
730260	1,669.48
VEHICLE SUPPLIES	1,669.48
730310	7,987.33
UNIFORMS	7,987.33
730390	(1,797.20)
MEDICAL SUPPLIES	(1,797.20)
740140	16,095.55
VEHICLE MAINTENANCE	16,095.55
740510	2,148.00
PROFESSIONAL DEVELOPMENT	2,148.00
740512	46,873.99
PROFESSIONAL SERVICES	46,873.99
740530	7,217.96
MOBILE PHONE AND DATA	7,217.96
740540	1,459.01
TRAVEL EXPENSE	1,459.01
740622	168.00
GAS	168.00
740660	2,069.67
EQUIPMENT RENTAL	2,069.67
740680	60.00
MEMBERSHIP/ASSOCIATION DUES	60.00
3100	6,008,274.49
BUILDING MAINTENANCE/CONSTRUCTION	6,008,274.49
710100	113,705.32
SALARY/OFFICIAL-DEPARTMENT HEAD	113,705.32
710110	2,114,023.14
SALARY/REGULAR	2,114,023.14
710130	115,147.23
SALARY/OVERTIME	115,147.23
720100	175,418.23
SOCIAL SECURITY	175,418.23
720110	494,011.47
EMPLOYEE INSURANCE	494,011.47
720120	289,760.47
RETIREMENT	289,760.47
720140	6,624.00
STATE UNEMPLOYMENT TAX	6,624.00
730100	56,065.93
OFFICE SUPPLIES	56,065.93
730140	166.60
JANITOR SUPPLIES	166.60
730220	763,066.85
REPLACEMENTS	763,066.85
730240	71,230.34



FUEL	71,230.34
730262	56.23
RADIO SUPPLIES	56.23
730310	654.25
UNIFORMS	654.25
740140	21,650.64
VEHICLE MAINTENANCE	21,650.64
740150	33,113.99
LANDSCAPE MAINTENANCE	33,113.99
740510	3,409.95
PROFESSIONAL DEVELOPMENT	3,409.95
740512	132,027.46
PROFESSIONAL SERVICES	132,027.46
740530	11,044.66
MOBILE PHONE AND DATA	11,044.66
740620	1,117,607.85
ELECTRICITY	1,117,607.85
740622	18,091.98
GAS	18,091.98
740624	132,856.61
WATER AND SEWER	132,856.61
740640	124,734.37
CONTRACT SERVICES	124,734.37
740660	6,405.07
EQUIPMENT RENTAL	6,405.07
750600	206,843.32
CAPITAL OUTLAY-VEHICLES	206,843.32
750800	1,007.07
MAJOR PROJECTS	1,007.07
790100	(448.54)
REIMBURSEMENTS CLEARING	(448.54)
3200	3,142,036.39
OTHER	3,142,036.39
740210	105,762.50
PSYCHOLOGICAL/PSYCHIATRIC SERVICE	105,762.50
740500	1,881,178.14
ECONOMIC DEVELOPMENT	1,881,178.14
740640	1,152,654.75
CONTRACT SERVICES	1,152,654.75
740690	2,441.00
COURT COST	2,441.00
3210	10,124,378.84
NON-DEPARTMENTAL	10,124,378.84
720110	3,946,110.00
EMPLOYEE INSURANCE	3,946,110.00
720130	1,350,000.00
WORKERS COMPENSATION	1,350,000.00
720140	14,921.04
STATE UNEMPLOYMENT TAX	14,921.04
730100	1,055.64
OFFICE SUPPLIES	1,055.64
730110	468,065.80
POSTAGE	468,065.80
740210	-

PSYCHOLOGICAL/PSYCHIATRIC SERVICE	-
740400	60,000.00
AUDIT	60,000.00
740420	157.06
COURIER SERVICE	157.06
740502	1,607,075.46
CENTRAL APPRAISAL DISTRICT	1,607,075.46
740512	210,527.79
PROFESSIONAL SERVICES	210,527.79
740570	16,848.37
ADVERTISING	16,848.37
740640	409,474.35
CONTRACT SERVICES	409,474.35
740642	15,000.00
SOIL CONSERVATION	15,000.00
740680	25,559.84
MEMBERSHIP/ASSOCIATION DUES	25,559.84
740690	-
COURT COST	-
740700	2,000,000.00
INSURANCE/BOND PREMIUMS	2,000,000.00
730410	(416.51)
INVOICE TOLERANCE*	(416.51)
3220	127,908.08
ALTERNATE DISPUTE RESOLUTION	127,908.08
740512	127,908.08
PROFESSIONAL SERVICES	127,908.08
3230	109,704.60
DEPARTMENT OF PUBLIC SAFETY	109,704.60
710110	73,358.58
SALARY/REGULAR	73,358.58
720100	5,495.63
SOCIAL SECURITY	5,495.63
720110	21,561.46
EMPLOYEE INSURANCE	21,561.46
720120	9,000.93
RETIREMENT	9,000.93
720140	288.00
STATE UNEMPLOYMENT TAX	288.00
3240	46,254.40
HISTORICAL COMMISSION	46,254.40
740640	46,254.40
CONTRACT SERVICES	46,254.40
750800	-
MAJOR PROJECTS	-
3250	34,342.02
CHILD WELFARE	34,342.02
710120	8,195.00
SALARY/OTHER	8,195.00
730160	5,881.36
CLOTHING	5,881.36
730170	323.00
BIRTH CERTIFICATES	323.00
740512	1,020.00

PROFESSIONAL SERVICES	1,020.00
740560	1,771.00
TRANSPORTATION	1,771.00
740628	843.64
TELEPHONE-FIBER OPTIC-RESTRICTED	843.64
740770	16,267.24
ALLOWANCE	16,267.24
740780	40.78
FOSTER CARE	40.78
3300	1,032,471.78
PURCHASING AGENT	1,032,471.78
710100	127,482.10
SALARY/OFFICIAL-DEPARTMENT HEAD	127,482.10
710110	613,124.82
SALARY/REGULAR	613,124.82
710130	1,391.45
SALARY/OVERTIME	1,391.45
720100	54,694.06
SOCIAL SECURITY	54,694.06
720110	126,395.04
EMPLOYEE INSURANCE	126,395.04
720120	91,042.95
RETIREMENT	91,042.95
720140	1,728.68
STATE UNEMPLOYMENT TAX	1,728.68
730100	5,604.46
OFFICE SUPPLIES	5,604.46
730330	3,960.00
IT SOFTWARE	3,960.00
740140	56.80
VEHICLE MAINTENANCE	56.80
740510	4,355.00
PROFESSIONAL DEVELOPMENT	4,355.00
740530	503.03
MOBILE PHONE AND DATA	503.03
740540	742.28
TRAVEL EXPENSE	742.28
740680	1,394.00
MEMBERSHIP/ASSOCIATION DUES	1,394.00
790100	(2.89)
REIMBURSEMENTS CLEARING	(2.89)
3400	1,867,973.12
COUNTY AUDITOR	1,867,973.12
710100	116,923.08
SALARY/OFFICIAL-DEPARTMENT HEAD	116,923.08
710110	1,204,181.39
SALARY/REGULAR	1,204,181.39
710130	3,109.78
SALARY/OVERTIME	3,109.78
720100	97,762.37
SOCIAL SECURITY	97,762.37
720110	242,369.21
EMPLOYEE INSURANCE	242,369.21
720120	162,481.65

RETIREMENT	162,481.65
720140	3,829.88
STATE UNEMPLOYMENT TAX	3,829.88
730100	8,370.06
OFFICE SUPPLIES	8,370.06
730260	8.43
VEHICLE SUPPLIES	8.43
740140	2,025.15
VEHICLE MAINTENANCE	2,025.15
740510	5,083.00
PROFESSIONAL DEVELOPMENT	5,083.00
740512	790.50
PROFESSIONAL SERVICES	790.50
740530	401.10
MOBILE PHONE AND DATA	401.10
740540	3,166.75
TRAVEL EXPENSE	3,166.75
740640	9,500.00
CONTRACT SERVICES	9,500.00
740660	8,327.10
EQUIPMENT RENTAL	8,327.10
740680	415.00
MEMBERSHIP/ASSOCIATION DUES	415.00
740970	30.56
FREIGHT AND HANDLING	30.56
790100	(801.89)
REIMBURSEMENTS CLEARING	(801.89)
3500	288,252.40
BUDGET OFFICE	288,252.40
710100	111,937.33
SALARY/OFFICIAL-DEPARTMENT HEAD	111,937.33
710110	100,328.23
SALARY/REGULAR	100,328.23
710140	863.93
SALARY/CELL PHONE ALLOWANCE	863.93
720100	15,984.80
SOCIAL SECURITY	15,984.80
720110	29,734.41
EMPLOYEE INSURANCE	29,734.41
720120	26,151.03
RETIREMENT	26,151.03
720140	441.00
STATE UNEMPLOYMENT TAX	441.00
730100	260.05
OFFICE SUPPLIES	260.05
740510	165.00
PROFESSIONAL DEVELOPMENT	165.00
740580	236.46
PRINTING	236.46
740660	2,150.16
EQUIPMENT RENTAL	2,150.16
3600	656,320.16
COUNTY TREASURER	656,320.16
710100	128,219.66

SALARY/OFFICIAL-DEPARTMENT HEAD	128,219.66
710110	326,830.23
SALARY/REGULAR	326,830.23
710130	4,934.49
SALARY/OVERTIME	4,934.49
720100	33,883.38
SOCIAL SECURITY	33,883.38
720110	86,262.16
EMPLOYEE INSURANCE	86,262.16
720120	56,440.01
RETIREMENT	56,440.01
720140	1,008.00
STATE UNEMPLOYMENT TAX	1,008.00
730100	10,505.27
OFFICE SUPPLIES	10,505.27
730220	293.60
REPLACEMENTS	293.60
740510	2,580.98
PROFESSIONAL DEVELOPMENT	2,580.98
740512	2,091.63
PROFESSIONAL SERVICES	2,091.63
740540	834.57
TRAVEL EXPENSE	834.57
740660	2,787.96
EQUIPMENT RENTAL	2,787.96
740680	460.00
MEMBERSHIP/ASSOCIATION DUES	460.00
790100	(811.78)
REIMBURSEMENTS CLEARING	(811.78)
3700	4,080,761.48
TAX ASSESSOR/COLLECTOR	4,080,761.48
710100	138,769.70
SALARY/OFFICIAL-DEPARTMENT HEAD	138,769.70
710110	2,495,859.33
SALARY/REGULAR	2,495,859.33
710130	206.55
SALARY/OVERTIME	206.55
710140	863.91
SALARY/CELL PHONE ALLOWANCE	863.91
720100	193,783.23
SOCIAL SECURITY	193,783.23
720110	655,816.37
EMPLOYEE INSURANCE	655,816.37
720120	323,398.98
RETIREMENT	323,398.98
720140	9,224.51
STATE UNEMPLOYMENT TAX	9,224.51
730100	39,472.89
OFFICE SUPPLIES	39,472.89
730110	57,000.00
POSTAGE	57,000.00
730210	24,856.38
DATA PROCESSING SUPPLIES	24,856.38
730320	-

IT HARDWARE	-
740110	-
IT SOFTWARE MAINTENANCE	-
740510	5,580.00
PROFESSIONAL DEVELOPMENT	5,580.00
740540	1,687.83
TRAVEL EXPENSE	1,687.83
740580	30,469.44
PRINTING	30,469.44
740620	19,556.78
ELECTRICITY	19,556.78
740640	80,989.13
CONTRACT SERVICES	80,989.13
740660	316.45
EQUIPMENT RENTAL	316.45
740680	3,170.00
MEMBERSHIP/ASSOCIATION DUES	3,170.00
790100	(260.00)
REIMBURSEMENTS CLEARING	(260.00)
740100	-
IT HARDWARE MAINTENANCE	-
3701	1,066.50
TAC SPECIAL INVENTORY TAX	1,066.50
740510	990.00
PROFESSIONAL DEVELOPMENT	990.00
740540	76.50
TRAVEL EXPENSE	76.50
4000	1,810,168.04
ENVIRONMENTAL HEALTH	1,810,168.04
710100	115,795.04
SALARY/OFFICIAL-DEPARTMENT HEAD	115,795.04
710110	1,163,335.32
SALARY/REGULAR	1,163,335.32
720100	93,024.70
SOCIAL SECURITY	93,024.70
720110	226,912.04
EMPLOYEE INSURANCE	226,912.04
720120	156,968.46
RETIREMENT	156,968.46
720140	3,024.56
STATE UNEMPLOYMENT TAX	3,024.56
730100	8,293.20
OFFICE SUPPLIES	8,293.20
730240	2,692.24
FUEL	2,692.24
740140	1,165.82
VEHICLE MAINTENANCE	1,165.82
740510	690.00
PROFESSIONAL DEVELOPMENT	690.00
740528	21,095.40
PROFESSIONAL SERVICES-STORMWATER	21,095.40
740530	9,271.14
MOBILE PHONE AND DATA	9,271.14
740540	3,070.56

TRAVEL EXPENSE	3,070.56
740660	3,249.56
EQUIPMENT RENTAL	3,249.56
740680	1,580.00
MEMBERSHIP/ASSOCIATION DUES	1,580.00
4001	444,997.76
PERMITS	444,997.76
710100	87,923.44
SALARY/OFFICIAL-DEPARTMENT HEAD	87,923.44
710110	211,741.26
SALARY/REGULAR	211,741.26
710140	863.93
SALARY/CELL PHONE ALLOWANCE	863.93
720100	22,161.34
SOCIAL SECURITY	22,161.34
720110	75,489.19
EMPLOYEE INSURANCE	75,489.19
720120	36,874.88
RETIREMENT	36,874.88
720140	1,008.00
STATE UNEMPLOYMENT TAX	1,008.00
730100	4,680.49
OFFICE SUPPLIES	4,680.49
740580	672.48
PRINTING	672.48
740660	3,282.75
EQUIPMENT RENTAL	3,282.75
740680	300.00
MEMBERSHIP/ASSOCIATION DUES	300.00
4100	4,297,795.60
ANIMAL SERVICES	4,297,795.60
710100	103,702.38
SALARY/OFFICIAL-DEPARTMENT HEAD	103,702.38
710110	1,976,379.09
SALARY/REGULAR	1,976,379.09
710130	83,495.73
SALARY/OVERTIME	83,495.73
710140	6,308.98
SALARY/CELL PHONE ALLOWANCE	6,308.98
720100	161,128.72
SOCIAL SECURITY	161,128.72
720110	531,766.27
EMPLOYEE INSURANCE	531,766.27
720120	266,245.93
RETIREMENT	266,245.93
720140	8,386.22
STATE UNEMPLOYMENT TAX	8,386.22
730100	269,824.52
OFFICE SUPPLIES	269,824.52
730220	5,103.65
REPLACEMENTS	5,103.65
730290	62,265.00
SPAY/NEUTER PROGRAM EXPENSE	62,265.00
730310	8,841.13

UNIFORMS	8,841.13
730330	51.95
IT SOFTWARE	51.95
730390	446,625.69
MEDICAL SUPPLIES	446,625.69
740120	43.16
MEDICAL SERVICES	43.16
740140	44,107.62
VEHICLE MAINTENANCE	44,107.62
740420	1,063.69
COURIER SERVICE	1,063.69
740510	2,624.23
PROFESSIONAL DEVELOPMENT	2,624.23
740512	13,703.99
PROFESSIONAL SERVICES	13,703.99
740530	4,199.30
MOBILE PHONE AND DATA	4,199.30
740540	7,344.89
TRAVEL EXPENSE	7,344.89
740580	1,776.29
PRINTING	1,776.29
740620	58,589.54
ELECTRICITY	58,589.54
740640	1,285.78
CONTRACT SERVICES	1,285.78
740660	17,485.31
EQUIPMENT RENTAL	17,485.31
750400	80,355.00
CAPITAL OUTLAY-FURNITURE FIXTURES AND EQUIPMENT	80,355.00
750600	135,537.00
CAPITAL OUTLAY-VEHICLES	135,537.00
790100	(445.46)
REIMBURSEMENTS CLEARING	(445.46)
4200	1,831,332.84
FORENSIC SERVICES	1,831,332.84
710100	249,879.81
SALARY/OFFICIAL-DEPARTMENT HEAD	249,879.81
710110	742,906.48
SALARY/REGULAR	742,906.48
710130	28,824.33
SALARY/OVERTIME	28,824.33
720100	61,382.34
SOCIAL SECURITY	61,382.34
720110	103,077.33
EMPLOYEE INSURANCE	103,077.33
720120	125,427.67
RETIREMENT	125,427.67
720140	1,454.76
STATE UNEMPLOYMENT TAX	1,454.76
730100	25,139.63
OFFICE SUPPLIES	25,139.63
730110	2,064.90
POSTAGE	2,064.90
730120	(300.00)



BOOK SUPPLEMENTS	(300.00)
730140	(33.58)
JANITOR SUPPLIES	(33.58)
730210	1,937.30
DATA PROCESSING SUPPLIES	1,937.30
730240	988.74
FUEL	988.74
730310	182.86
UNIFORMS	182.86
730390	47,861.56
MEDICAL SUPPLIES	47,861.56
740120	4,288.13
MEDICAL SERVICES	4,288.13
740140	545.68
VEHICLE MAINTENANCE	545.68
740510	1,120.00
PROFESSIONAL DEVELOPMENT	1,120.00
740512	16,214.28
PROFESSIONAL SERVICES	16,214.28
740530	2,349.81
MOBILE PHONE AND DATA	2,349.81
740540	4,641.56
TRAVEL EXPENSE	4,641.56
740560	165,100.00
TRANSPORTATION	165,100.00
740620	17,278.60
ELECTRICITY	17,278.60
740640	223,595.71
CONTRACT SERVICES	223,595.71
740660	4,274.94
EQUIPMENT RENTAL	4,274.94
740680	1,155.00
MEMBERSHIP/ASSOCIATION DUES	1,155.00
790100	(25.00)
REIMBURSEMENTS CLEARING	(25.00)
4300	641,359.71
MCCD-COUNTY APPROPRIATIONS (CDBG)	641,359.71
730100	127.92
OFFICE SUPPLIES	127.92
740512	641,231.79
PROFESSIONAL SERVICES	641,231.79
4400	927,695.80
CONVENTION CENTER	927,695.80
710100	122,238.26
SALARY/OFFICIAL-DEPARTMENT HEAD	122,238.26
710110	263,573.30
SALARY/REGULAR	263,573.30
710130	5,210.10
SALARY/OVERTIME	5,210.10
720100	29,153.42
SOCIAL SECURITY	29,153.42
720110	87,361.73
EMPLOYEE INSURANCE	87,361.73
720120	48,211.77

RETIREMENT	48,211.77
720140	1,299.42
STATE UNEMPLOYMENT TAX	1,299.42
730100	20,507.52
OFFICE SUPPLIES	20,507.52
730140	10,241.05
JANITOR SUPPLIES	10,241.05
730220	18,657.12
REPLACEMENTS	18,657.12
730240	892.25
FUEL	892.25
730250	2,341.25
SHOP SUPPLIES	2,341.25
730260	223.94
VEHICLE SUPPLIES	223.94
730262	1,354.57
RADIO SUPPLIES	1,354.57
730310	1,150.13
UNIFORMS	1,150.13
730350	130.93
AGRICULTURE SUPPLIES	130.93
730370	26.00
PERIODICALS	26.00
740140	7,181.50
VEHICLE MAINTENANCE	7,181.50
740150	61,354.95
LANDSCAPE MAINTENANCE	61,354.95
740510	1,225.00
PROFESSIONAL DEVELOPMENT	1,225.00
740512	52,082.27
PROFESSIONAL SERVICES	52,082.27
740530	2,288.61
MOBILE PHONE AND DATA	2,288.61
740540	4,104.37
TRAVEL EXPENSE	4,104.37
740570	10,980.00
ADVERTISING	10,980.00
740580	135.00
PRINTING	135.00
740620	144,038.25
ELECTRICITY	144,038.25
740640	27,056.35
CONTRACT SERVICES	27,056.35
740660	4,276.34
EQUIPMENT RENTAL	4,276.34
740680	620.00
MEMBERSHIP/ASSOCIATION DUES	620.00
740750	(129.60)
REMODEL	(129.60)
790100	(90.00)
REIMBURSEMENTS CLEARING	(90.00)
4500	8,424,534.38
MEMORIAL LIBRARY	8,424,534.38
710100	130,806.42

SALARY/OFFICIAL-DEPARTMENT HEAD	130,806.42
710110	5,023,527.45
SALARY/REGULAR	5,023,527.45
710130	-
SALARY/OVERTIME	-
720100	383,090.02
SOCIAL SECURITY	383,090.02
720110	1,248,663.46
EMPLOYEE INSURANCE	1,248,663.46
720120	632,436.88
RETIREMENT	632,436.88
720140	21,713.02
STATE UNEMPLOYMENT TAX	21,713.02
730100	99,513.73
OFFICE SUPPLIES	99,513.73
730210	7,363.58
DATA PROCESSING SUPPLIES	7,363.58
730220	7,417.50
REPLACEMENTS	7,417.50
730240	1,349.73
FUEL	1,349.73
730250	16.97
SHOP SUPPLIES	16.97
730320	9,787.56
IT HARDWARE	9,787.56
730370	70,845.07
PERIODICALS	70,845.07
730380	92,664.78
AUDIO/VISUAL SUPPLIES	92,664.78
740140	1,516.85
VEHICLE MAINTENANCE	1,516.85
740510	490.00
PROFESSIONAL DEVELOPMENT	490.00
740512	187,317.60
PROFESSIONAL SERVICES	187,317.60
740530	645.80
MOBILE PHONE AND DATA	645.80
740540	3,291.91
TRAVEL EXPENSE	3,291.91
740580	780.65
PRINTING	780.65
740620	154,588.23
ELECTRICITY	154,588.23
740640	376.25
CONTRACT SERVICES	376.25
740660	7,611.12
EQUIPMENT RENTAL	7,611.12
750700	338,719.80
CAPITAL OUTLAY-BOOKS	338,719.80
4600	634,341.49
EXTENSION AGENTS	634,341.49
710110	243,784.91
SALARY/REGULAR	243,784.91
710120	163,274.77

SALARY/OTHER	163,274.77
710130	18.46
SALARY/OVERTIME	18.46
720100	30,623.18
SOCIAL SECURITY	30,623.18
720110	114,845.94
EMPLOYEE INSURANCE	114,845.94
720120	29,900.86
RETIREMENT	29,900.86
720140	1,584.00
STATE UNEMPLOYMENT TAX	1,584.00
730100	6,821.97
OFFICE SUPPLIES	6,821.97
730210	1,218.36
DATA PROCESSING SUPPLIES	1,218.36
730320	1,105.00
IT HARDWARE	1,105.00
740510	840.00
PROFESSIONAL DEVELOPMENT	840.00
740512	75.00
PROFESSIONAL SERVICES	75.00
740540	15,964.80
TRAVEL EXPENSE	15,964.80
740620	13,128.07
ELECTRICITY	13,128.07
740660	9,937.24
EQUIPMENT RENTAL	9,937.24
740680	1,190.00
MEMBERSHIP/ASSOCIATION DUES	1,190.00
730101	28.93
FOOD SUPPLIES	28.93
5000	645,219.56
AIRPORT	645,219.56
710100	98,813.83
SALARY/OFFICIAL-DEPARTMENT HEAD	98,813.83
710110	306,434.25
SALARY/REGULAR	306,434.25
710130	6,200.79
SALARY/OVERTIME	6,200.79
710140	813.69
SALARY/CELL PHONE ALLOWANCE	813.69
720100	30,703.00
SOCIAL SECURITY	30,703.00
720110	74,485.89
EMPLOYEE INSURANCE	74,485.89
720120	50,564.41
RETIREMENT	50,564.41
720140	1,467.78
STATE UNEMPLOYMENT TAX	1,467.78
730100	1,424.12
OFFICE SUPPLIES	1,424.12
730110	6.11
POSTAGE	6.11
730220	7,469.37

REPLACEMENTS	7,469.37
730240	5,246.62
FUEL	5,246.62
730250	1,248.89
SHOP SUPPLIES	1,248.89
730260	33.76
VEHICLE SUPPLIES	33.76
730310	442.78
UNIFORMS	442.78
730350	81.50
AGRICULTURE SUPPLIES	81.50
740140	5,849.24
VEHICLE MAINTENANCE	5,849.24
740150	8,961.00
LANDSCAPE MAINTENANCE	8,961.00
740510	400.00
PROFESSIONAL DEVELOPMENT	400.00
740512	1,000.00
PROFESSIONAL SERVICES	1,000.00
740528	500.00
PROFESSIONAL SERVICES-STORMWATER	500.00
740530	1,478.07
MOBILE PHONE AND DATA	1,478.07
740570	125.00
ADVERTISING	125.00
740580	429.12
PRINTING	429.12
740620	38,183.61
ELECTRICITY	38,183.61
740622	15.10
GAS	15.10
740640	190.00
CONTRACT SERVICES	190.00
740660	1,996.10
EQUIPMENT RENTAL	1,996.10
740680	925.00
MEMBERSHIP/ASSOCIATION DUES	925.00
740970	120.11
FREIGHT AND HANDLING	120.11
790100	(400.00)
REIMBURSEMENTS CLEARING	(400.00)
740260	10.42
INTEREST ON CREDIT CARDS	10.42
5050	144,942.27
CUSTOMS	144,942.27
730100	95.18
OFFICE SUPPLIES	95.18
730240	41.00
FUEL	41.00
740512	138,664.99
PROFESSIONAL SERVICES	138,664.99
740640	4,700.83
CONTRACT SERVICES	4,700.83
740660	1,440.27

EQUIPMENT RENTAL	1,440.27
5060	679.65
ARE	679.65
740140	679.65
VEHICLE MAINTENANCE	679.65
5100	10,570,995.18
DISTRICT ATTORNEY	10,570,995.18
710100	35,207.18
SALARY/OFFICIAL-DEPARTMENT HEAD	35,207.18
710110	7,411,285.97
SALARY/REGULAR	7,411,285.97
710130	14,447.44
SALARY/OVERTIME	14,447.44
710140	863.93
SALARY/CELL PHONE ALLOWANCE	863.93
710150	158,107.99
SALARY/SPECIAL PAY	158,107.99
720100	567,263.68
SOCIAL SECURITY	567,263.68
720110	1,042,420.11
EMPLOYEE INSURANCE	1,042,420.11
720120	935,631.68
RETIREMENT	935,631.68
720140	14,777.05
STATE UNEMPLOYMENT TAX	14,777.05
730100	63,191.09
OFFICE SUPPLIES	63,191.09
730120	11,536.20
BOOK SUPPLEMENTS	11,536.20
730140	(7,905.11)
JANITOR SUPPLIES	(7,905.11)
730240	29,074.25
FUEL	29,074.25
730280	572.85
CANINE EXPENSES	572.85
730310	6,557.52
UNIFORMS	6,557.52
730330	6,913.41
IT SOFTWARE	6,913.41
730390	(7,145.47)
MEDICAL SUPPLIES	(7,145.47)
740140	35,739.55
VEHICLE MAINTENANCE	35,739.55
740160	7,768.71
SPECIAL INVESTIGATION	7,768.71
740220	74.39
LEGAL/LITIGATION COSTS	74.39
740420	963.17
COURIER SERVICE	963.17
740484	132.00
COURT REPORTER TRANSCRIPT	132.00
740504	38,116.57
ONLINE SERVICES	38,116.57
740510	22,500.77

PROFESSIONAL DEVELOPMENT	22,500.77
740512	36,748.81
PROFESSIONAL SERVICES	36,748.81
740530	19,011.56
MOBILE PHONE AND DATA	19,011.56
740540	23,571.05
TRAVEL EXPENSE	23,571.05
740580	59.88
PRINTING	59.88
740640	5,240.86
CONTRACT SERVICES	5,240.86
740660	51,780.27
EQUIPMENT RENTAL	51,780.27
740680	40.45
MEMBERSHIP/ASSOCIATION DUES	40.45
750400	3,200.00
CAPITAL OUTLAY-FURNITURE FIXTURES AND EQUIPMENT	3,200.00
750600	42,748.07
CAPITAL OUTLAY-VEHICLES	42,748.07
730360	499.30
ARMORY EXPENSE	499.30
5101	12,949.96
DISTRICT ATTORNEY STATE FUNDS	12,949.96
710150	8,648.06
SALARY/SPECIAL PAY	8,648.06
720100	642.12
SOCIAL SECURITY	642.12
720110	1,351.04
EMPLOYEE INSURANCE	1,351.04
720120	1,061.13
RETIREMENT	1,061.13
720140	1.57
STATE UNEMPLOYMENT TAX	1.57
730100	1,136.04
OFFICE SUPPLIES	1,136.04
740680	110.00
MEMBERSHIP/ASSOCIATION DUES	110.00
5200	1,238,961.65
OFFICE OF HOMELAND SECURITY & EMERGENCY MANAGEMENT	1,238,961.65
710100	68,313.55
SALARY/OFFICIAL-DEPARTMENT HEAD	68,313.55
710110	303,419.63
SALARY/REGULAR	303,419.63
710130	3,260.03
SALARY/OVERTIME	3,260.03
720100	27,926.39
SOCIAL SECURITY	27,926.39
720110	49,896.63
EMPLOYEE INSURANCE	49,896.63
720120	46,089.70
RETIREMENT	46,089.70
720140	643.67
STATE UNEMPLOYMENT TAX	643.67
730100	692,801.54

OFFICE SUPPLIES	692,801.54
730240	2,084.86
FUEL	2,084.86
730260	776.00
VEHICLE SUPPLIES	776.00
730390	-
MEDICAL SUPPLIES	-
740140	620.00
VEHICLE MAINTENANCE	620.00
740530	4,289.08
MOBILE PHONE AND DATA	4,289.08
740540	1,013.26
TRAVEL EXPENSE	1,013.26
740620	28,595.46
ELECTRICITY	28,595.46
740640	190.00
CONTRACT SERVICES	190.00
740660	2,930.95
EQUIPMENT RENTAL	2,930.95
750400	6,123.51
CAPITAL OUTLAY-FURNITURE FIXTURES AND EQUIPMENT	6,123.51
790100	(31.92)
REIMBURSEMENTS CLEARING	(31.92)
730101	19.31
FOOD SUPPLIES	19.31
5300	953,981.41
FIRE MARSHAL - INVESTIGATIONS	953,981.41
710100	123,155.54
SALARY/OFFICIAL-DEPARTMENT HEAD	123,155.54
710110	446,342.53
SALARY/REGULAR	446,342.53
710130	6,514.32
SALARY/OVERTIME	6,514.32
710150	18,720.00
SALARY/SPECIAL PAY	18,720.00
720100	44,505.26
SOCIAL SECURITY	44,505.26
720110	75,387.84
EMPLOYEE INSURANCE	75,387.84
720120	72,973.93
RETIREMENT	72,973.93
720140	1,239.58
STATE UNEMPLOYMENT TAX	1,239.58
730100	18,159.03
OFFICE SUPPLIES	18,159.03
730240	13,887.01
FUEL	13,887.01
730260	454.19
VEHICLE SUPPLIES	454.19
730270	967.04
LAW ENFORCEMENT SPECIFIC SUPPLIES	967.04
730280	2,158.48
CANINE EXPENSES	2,158.48
730310	289.40



UNIFORMS	289.40
730390	(980.00)
MEDICAL SUPPLIES	(980.00)
740140	5,505.67
VEHICLE MAINTENANCE	5,505.67
740510	375.00
PROFESSIONAL DEVELOPMENT	375.00
740530	4,708.40
MOBILE PHONE AND DATA	4,708.40
740540	2,746.52
TRAVEL EXPENSE	2,746.52
740660	1,741.80
EQUIPMENT RENTAL	1,741.80
740680	555.00
MEMBERSHIP/ASSOCIATION DUES	555.00
750400	43,209.12
CAPITAL OUTLAY-FURNITURE FIXTURES AND EQUIPMENT	43,209.12
750600	71,408.46
CAPITAL OUTLAY-VEHICLES	71,408.46
790100	(42.71)
REIMBURSEMENTS CLEARING	(42.71)
5301	892,514.91
FIRE MARSHAL - INSPECTIONS	892,514.91
710110	550,210.76
SALARY/REGULAR	550,210.76
710130	5,612.94
SALARY/OVERTIME	5,612.94
720100	40,493.49
SOCIAL SECURITY	40,493.49
720110	96,133.63
EMPLOYEE INSURANCE	96,133.63
720120	68,199.35
RETIREMENT	68,199.35
720140	1,442.08
STATE UNEMPLOYMENT TAX	1,442.08
730100	19,906.96
OFFICE SUPPLIES	19,906.96
730240	15,267.01
FUEL	15,267.01
730270	676.94
LAW ENFORCEMENT SPECIFIC SUPPLIES	676.94
740140	2,063.42
VEHICLE MAINTENANCE	2,063.42
740510	408.00
PROFESSIONAL DEVELOPMENT	408.00
740530	8,321.39
MOBILE PHONE AND DATA	8,321.39
740540	2,782.16
TRAVEL EXPENSE	2,782.16
740660	2,069.83
EQUIPMENT RENTAL	2,069.83
740680	405.00
MEMBERSHIP/ASSOCIATION DUES	405.00
750400	11,042.99

CAPITAL OUTLAY-FURNITURE FIXTURES AND EQUIPMENT	11,042.99
750600	67,478.96
CAPITAL OUTLAY-VEHICLES	67,478.96
5400	1,720,240.03
JUVENILE PROBATION-ADMINISTRATIVE	1,720,240.03
710100	140,673.64
SALARY/OFFICIAL-DEPARTMENT HEAD	140,673.64
710110	984,567.71
SALARY/REGULAR	984,567.71
710130	1,335.41
SALARY/OVERTIME	1,335.41
710140	433.44
SALARY/CELL PHONE ALLOWANCE	433.44
720100	83,162.70
SOCIAL SECURITY	83,162.70
720110	274,489.31
EMPLOYEE INSURANCE	274,489.31
720120	138,284.49
RETIREMENT	138,284.49
720140	3,656.10
STATE UNEMPLOYMENT TAX	3,656.10
730100	2,127.31
OFFICE SUPPLIES	2,127.31
730220	40.96
REPLACEMENTS	40.96
740420	11.63
COURIER SERVICE	11.63
740512	80,560.35
PROFESSIONAL SERVICES	80,560.35
740530	418.67
MOBILE PHONE AND DATA	418.67
740580	25.99
PRINTING	25.99
740620	8,611.70
ELECTRICITY	8,611.70
740660	2,415.62
EQUIPMENT RENTAL	2,415.62
740790	(575.00)
ELECTRONIC MONITORING	(575.00)
5401	3,255,432.90
JUVENILE PROBATION-DETENTION	3,255,432.90
710110	2,152,174.33
SALARY/REGULAR	2,152,174.33
710130	13,375.23
SALARY/OVERTIME	13,375.23
710140	866.89
SALARY/CELL PHONE ALLOWANCE	866.89
720100	162,342.71
SOCIAL SECURITY	162,342.71
720110	500,143.21
EMPLOYEE INSURANCE	500,143.21
720120	265,816.52
RETIREMENT	265,816.52
720140	9,248.19

STATE UNEMPLOYMENT TAX	9,248.19
730100	2,971.41
OFFICE SUPPLIES	2,971.41
730140	13,487.38
JANITOR SUPPLIES	13,487.38
730150	4,697.31
INMATE SUPPLIES	4,697.31
730220	5,505.99
REPLACEMENTS	5,505.99
730310	239.20
UNIFORMS	239.20
730390	95.93
MEDICAL SUPPLIES	95.93
740130	20,000.00
PHYSICIAN SERVICES	20,000.00
740140	4,477.48
VEHICLE MAINTENANCE	4,477.48
740512	7,555.66
PROFESSIONAL SERVICES	7,555.66
740530	56.25
MOBILE PHONE AND DATA	56.25
740620	68,966.58
ELECTRICITY	68,966.58
740660	108.47
EQUIPMENT RENTAL	108.47
740694	23,304.96
FOOD SERVICE	23,304.96
790100	(0.80)
REIMBURSEMENTS CLEARING	(0.80)
5402	50,733.56
JUVENILE PROBATION-LOCAL	50,733.56
730100	284.80
OFFICE SUPPLIES	284.80
740512	6,861.91
PROFESSIONAL SERVICES	6,861.91
740640	43,376.16
CONTRACT SERVICES	43,376.16
740694	210.69
FOOD SERVICE	210.69
5500	3,524,547.87
ADULT PROBATION	3,524,547.87
710100	138,634.24
SALARY/OFFICIAL-DEPARTMENT HEAD	138,634.24
710110	2,769,810.31
SALARY/REGULAR	2,769,810.31
710130	15,784.97
SALARY/OVERTIME	15,784.97
710140	11,349.20
SALARY/CELL PHONE ALLOWANCE	11,349.20
720100	212,243.65
SOCIAL SECURITY	212,243.65
720120	360,195.27
RETIREMENT	360,195.27
720140	10,017.88

STATE UNEMPLOYMENT TAX	10,017.88
730100	1,357.43
OFFICE SUPPLIES	1,357.43
740640	2,128.86
CONTRACT SERVICES	2,128.86
740660	69.65
EQUIPMENT RENTAL	69.65
750300	2,750.48
CAPITAL OUTLAY-BUILDING	2,750.48
740100	205.93
IT HARDWARE MAINTENANCE	205.93
5501	334,977.66
BOND SUPERVISION	334,977.66
710110	276,161.72
SALARY/REGULAR	276,161.72
710130	3,622.66
SALARY/OVERTIME	3,622.66
710140	605.49
SALARY/CELL PHONE ALLOWANCE	605.49
720100	20,073.81
SOCIAL SECURITY	20,073.81
720120	34,403.57
RETIREMENT	34,403.57
720140	110.41
STATE UNEMPLOYMENT TAX	110.41
5600	25,980.45
COMMISSIONS	25,980.45
730100	25,561.34
OFFICE SUPPLIES	25,561.34
750400	419.11
CAPITAL OUTLAY-FURNITURE FIXTURES AND EQUIPMENT	419.11
5602	5,449.59
LEOSE	5,449.59
740510	5,449.59
PROFESSIONAL DEVELOPMENT	5,449.59
6000	2,195,118.39
SHERIFF	2,195,118.39
710100	156,856.70
SALARY/OFFICIAL-DEPARTMENT HEAD	156,856.70
710110	1,305,287.98
SALARY/REGULAR	1,305,287.98
710130	122,538.86
SALARY/OVERTIME	122,538.86
720100	117,768.94
SOCIAL SECURITY	117,768.94
720110	151,520.98
EMPLOYEE INSURANCE	151,520.98
720120	194,440.70
RETIREMENT	194,440.70
720140	1,749.55
STATE UNEMPLOYMENT TAX	1,749.55
730100	3,595.68
OFFICE SUPPLIES	3,595.68
730140	(1,078.92)

JANITOR SUPPLIES	(1,078.92)
730270	20,151.52
LAW ENFORCEMENT SPECIFIC SUPPLIES	20,151.52
730390	(8,919.54)
MEDICAL SUPPLIES	(8,919.54)
740420	1,347.97
COURIER SERVICE	1,347.97
740510	153.63
PROFESSIONAL DEVELOPMENT	153.63
740512	1,009.85
PROFESSIONAL SERVICES	1,009.85
740540	1,887.55
TRAVEL EXPENSE	1,887.55
740580	466.00
PRINTING	466.00
740620	122,527.25
ELECTRICITY	122,527.25
740628	46.20
TELEPHONE-FIBER OPTIC-RESTRICTED	46.20
740660	5,764.56
EQUIPMENT RENTAL	5,764.56
790100	(1,997.07)
REIMBURSEMENTS CLEARING	(1,997.07)
6100	5,470,288.65
SHERIFF HOMELAND SECURITY	5,470,288.65
710110	3,473,967.89
SALARY/REGULAR	3,473,967.89
710130	170,944.54
SALARY/OVERTIME	170,944.54
710150	35,100.00
SALARY/SPECIAL PAY	35,100.00
720100	273,762.80
SOCIAL SECURITY	273,762.80
720110	594,880.08
EMPLOYEE INSURANCE	594,880.08
720120	451,537.63
RETIREMENT	451,537.63
720140	8,201.99
STATE UNEMPLOYMENT TAX	8,201.99
730100	110.83
OFFICE SUPPLIES	110.83
730220	7,813.38
REPLACEMENTS	7,813.38
730270	195,261.41
LAW ENFORCEMENT SPECIFIC SUPPLIES	195,261.41
730280	7,312.08
CANINE EXPENSES	7,312.08
730330	600.00
IT SOFTWARE	600.00
740110	4,147.99
IT SOFTWARE MAINTENANCE	4,147.99
740510	35,645.00
PROFESSIONAL DEVELOPMENT	35,645.00
740512	25.00

PROFESSIONAL SERVICES	25.00
740530	2,350.00
MOBILE PHONE AND DATA	2,350.00
740540	17,963.92
TRAVEL EXPENSE	17,963.92
740580	140.00
PRINTING	140.00
740640	1,030.00
CONTRACT SERVICES	1,030.00
740656	5,225.00
RENT AND LEASES	5,225.00
740660	5,903.42
EQUIPMENT RENTAL	5,903.42
730360	178,365.69
ARMORY EXPENSE	178,365.69
6201	2,420,045.66
SHERIFF HOMICIDE VIOLENT CRIME	2,420,045.66
710110	1,705,392.01
SALARY/REGULAR	1,705,392.01
710130	59,163.63
SALARY/OVERTIME	59,163.63
720100	132,323.34
SOCIAL SECURITY	132,323.34
720110	273,897.19
EMPLOYEE INSURANCE	273,897.19
720120	216,584.53
RETIREMENT	216,584.53
720140	3,884.62
STATE UNEMPLOYMENT TAX	3,884.62
730100	8,085.50
OFFICE SUPPLIES	8,085.50
740504	299.00
ONLINE SERVICES	299.00
740510	5,640.00
PROFESSIONAL DEVELOPMENT	5,640.00
740512	1,358.00
PROFESSIONAL SERVICES	1,358.00
740540	7,311.78
TRAVEL EXPENSE	7,311.78
740580	435.00
PRINTING	435.00
740640	1,371.00
CONTRACT SERVICES	1,371.00
740660	6,400.56
EQUIPMENT RENTAL	6,400.56
790100	(2,100.50)
REIMBURSEMENTS CLEARING	(2,100.50)
6202	1,691,089.55
SHERIFF ORGANIZED CRIME	1,691,089.55
710110	1,198,096.22
SALARY/REGULAR	1,198,096.22
710130	35,912.59
SALARY/OVERTIME	35,912.59
720100	92,041.85

SOCIAL SECURITY	92,041.85
720110	192,075.40
EMPLOYEE INSURANCE	192,075.40
720120	151,412.87
RETIREMENT	151,412.87
720140	2,591.13
STATE UNEMPLOYMENT TAX	2,591.13
730100	2,612.36
OFFICE SUPPLIES	2,612.36
730270	3,694.12
LAW ENFORCEMENT SPECIFIC SUPPLIES	3,694.12
740510	7,411.67
PROFESSIONAL DEVELOPMENT	7,411.67
740530	145.98
MOBILE PHONE AND DATA	145.98
740540	1,456.11
TRAVEL EXPENSE	1,456.11
740580	239.57
PRINTING	239.57
740640	2,375.90
CONTRACT SERVICES	2,375.90
740660	1,520.20
EQUIPMENT RENTAL	1,520.20
790100	(496.42)
REIMBURSEMENTS CLEARING	(496.42)
6301	10,965,584.27
SHERIFF PATROL EAST	10,965,584.27
710110	7,655,645.79
SALARY/REGULAR	7,655,645.79
710130	76,644.69
SALARY/OVERTIME	76,644.69
710150	22,584.00
SALARY/SPECIAL PAY	22,584.00
720100	577,501.99
SOCIAL SECURITY	577,501.99
720110	1,480,169.05
EMPLOYEE INSURANCE	1,480,169.05
720120	951,520.12
RETIREMENT	951,520.12
720140	20,027.17
STATE UNEMPLOYMENT TAX	20,027.17
730100	32,619.56
OFFICE SUPPLIES	32,619.56
730130	15,704.96
ESTRAY EXPENSE	15,704.96
730240	11,238.95
FUEL	11,238.95
730270	8,348.41
LAW ENFORCEMENT SPECIFIC SUPPLIES	8,348.41
740510	6,053.95
PROFESSIONAL DEVELOPMENT	6,053.95
740512	286.69
PROFESSIONAL SERVICES	286.69
740540	1,390.84

TRAVEL EXPENSE	1,390.84
740580	2,505.70
PRINTING	2,505.70
740640	289.00
CONTRACT SERVICES	289.00
740660	13,882.54
EQUIPMENT RENTAL	13,882.54
750400	21,820.86
CAPITAL OUTLAY-FURNITURE FIXTURES AND EQUIPMENT	21,820.86
750600	67,350.00
CAPITAL OUTLAY-VEHICLES	67,350.00
6302	6,049,781.36
SHERIFF PATROL WEST	6,049,781.36
710110	4,304,024.44
SALARY/REGULAR	4,304,024.44
710130	55,695.67
SALARY/OVERTIME	55,695.67
710150	-
SALARY/SPECIAL PAY	-
720100	325,509.34
SOCIAL SECURITY	325,509.34
720110	779,906.81
EMPLOYEE INSURANCE	779,906.81
720120	534,942.05
RETIREMENT	534,942.05
720140	11,187.04
STATE UNEMPLOYMENT TAX	11,187.04
730100	9,619.75
OFFICE SUPPLIES	9,619.75
730240	11,644.58
FUEL	11,644.58
730270	1,125.16
LAW ENFORCEMENT SPECIFIC SUPPLIES	1,125.16
740510	4,675.00
PROFESSIONAL DEVELOPMENT	4,675.00
740512	175.50
PROFESSIONAL SERVICES	175.50
740540	1,405.57
TRAVEL EXPENSE	1,405.57
740580	575.19
PRINTING	575.19
740640	432.00
CONTRACT SERVICES	432.00
740660	8,863.26
EQUIPMENT RENTAL	8,863.26
6303	10,261,115.44
SHERIFF PATROL SOUTH	10,261,115.44
710110	5,921,002.53
SALARY/REGULAR	5,921,002.53
710130	666,401.74
SALARY/OVERTIME	666,401.74
710150	5,286.00
SALARY/SPECIAL PAY	5,286.00
720100	490,987.22



SOCIAL SECURITY	490,987.22
720110	1,120,682.76
EMPLOYEE INSURANCE	1,120,682.76
720120	808,923.67
RETIREMENT	808,923.67
720140	15,510.96
STATE UNEMPLOYMENT TAX	15,510.96
730100	242,938.30
OFFICE SUPPLIES	242,938.30
730270	9,825.30
LAW ENFORCEMENT SPECIFIC SUPPLIES	9,825.30
740510	350.00
PROFESSIONAL DEVELOPMENT	350.00
740512	31,075.68
PROFESSIONAL SERVICES	31,075.68
740530	35,077.50
MOBILE PHONE AND DATA	35,077.50
740540	595.50
TRAVEL EXPENSE	595.50
740580	515.00
PRINTING	515.00
740660	6,390.28
EQUIPMENT RENTAL	6,390.28
750400	280,320.00
CAPITAL OUTLAY-FURNITURE FIXTURES AND EQUIPMENT	280,320.00
750600	625,233.00
CAPITAL OUTLAY-VEHICLES	625,233.00
6401	3,998,828.00
SHERIFF DISPATCH	3,998,828.00
710110	2,638,027.33
SALARY/REGULAR	2,638,027.33
710130	154,286.91
SALARY/OVERTIME	154,286.91
720100	209,091.93
SOCIAL SECURITY	209,091.93
720110	627,714.36
EMPLOYEE INSURANCE	627,714.36
720120	342,615.98
RETIREMENT	342,615.98
720140	9,535.20
STATE UNEMPLOYMENT TAX	9,535.20
730100	6,387.57
OFFICE SUPPLIES	6,387.57
730270	3,962.82
LAW ENFORCEMENT SPECIFIC SUPPLIES	3,962.82
740510	2,039.00
PROFESSIONAL DEVELOPMENT	2,039.00
740540	2,827.80
TRAVEL EXPENSE	2,827.80
740660	2,339.10
EQUIPMENT RENTAL	2,339.10
6402	1,762,877.63
SHERIFF CRIME LAB	1,762,877.63
710110	1,071,241.21

SALARY/REGULAR	1,071,241.21
710130	27,896.92
SALARY/OVERTIME	27,896.92
720100	81,868.70
SOCIAL SECURITY	81,868.70
720110	200,168.89
EMPLOYEE INSURANCE	200,168.89
720120	134,863.96
RETIREMENT	134,863.96
720140	3,060.29
STATE UNEMPLOYMENT TAX	3,060.29
730100	1,298.56
OFFICE SUPPLIES	1,298.56
730220	1,806.19
REPLACEMENTS	1,806.19
730270	44,250.62
LAW ENFORCEMENT SPECIFIC SUPPLIES	44,250.62
730330	2,500.00
IT SOFTWARE	2,500.00
740110	98,213.38
IT SOFTWARE MAINTENANCE	98,213.38
740390	21,766.50
FORENSIC SERVICES-RESTRICTED	21,766.50
740420	190.70
COURIER SERVICE	190.70
740510	14,570.00
PROFESSIONAL DEVELOPMENT	14,570.00
740512	8,975.79
PROFESSIONAL SERVICES	8,975.79
740540	13,400.82
TRAVEL EXPENSE	13,400.82
740580	365.00
PRINTING	365.00
740640	45.00
CONTRACT SERVICES	45.00
740660	2,944.10
EQUIPMENT RENTAL	2,944.10
750400	33,451.00
CAPITAL OUTLAY-FURNITURE FIXTURES AND EQUIPMENT	33,451.00
6403	4,349,597.47
SHERIFF FLEET	4,349,597.47
710110	410,163.09
SALARY/REGULAR	410,163.09
710130	25,378.19
SALARY/OVERTIME	25,378.19
720100	32,402.63
SOCIAL SECURITY	32,402.63
720110	90,222.00
EMPLOYEE INSURANCE	90,222.00
720120	53,440.93
RETIREMENT	53,440.93
720140	1,265.57
STATE UNEMPLOYMENT TAX	1,265.57
730100	5,287.45

OFFICE SUPPLIES	5,287.45
730220	11,179.36
REPLACEMENTS	11,179.36
730240	627,448.47
FUEL	627,448.47
730250	11,581.32
SHOP SUPPLIES	11,581.32
730260	537,090.43
VEHICLE SUPPLIES	537,090.43
730270	397,960.85
LAW ENFORCEMENT SPECIFIC SUPPLIES	397,960.85
730310	2,548.49
UNIFORMS	2,548.49
740110	17,094.00
IT SOFTWARE MAINTENANCE	17,094.00
740140	7,489.40
VEHICLE MAINTENANCE	7,489.40
740510	786.00
PROFESSIONAL DEVELOPMENT	786.00
740512	75,781.29
PROFESSIONAL SERVICES	75,781.29
740640	8,596.22
CONTRACT SERVICES	8,596.22
740660	36,562.44
EQUIPMENT RENTAL	36,562.44
750400	13,449.00
CAPITAL OUTLAY-FURNITURE FIXTURES AND EQUIPMENT	13,449.00
750600	1,984,575.42
CAPITAL OUTLAY-VEHICLES	1,984,575.42
790100	(705.08)
REIMBURSEMENTS CLEARING	(705.08)
6405	1,018,841.38
SHERIFF RADIO	1,018,841.38
710110	328,765.77
SALARY/REGULAR	328,765.77
710130	10,516.52
SALARY/OVERTIME	10,516.52
720100	25,630.27
SOCIAL SECURITY	25,630.27
720110	58,077.12
EMPLOYEE INSURANCE	58,077.12
720120	41,629.74
RETIREMENT	41,629.74
720140	1,148.86
STATE UNEMPLOYMENT TAX	1,148.86
730100	18,916.04
OFFICE SUPPLIES	18,916.04
730220	41,085.64
REPLACEMENTS	41,085.64
730250	17,870.59
SHOP SUPPLIES	17,870.59
730262	9,244.57
RADIO SUPPLIES	9,244.57
730270	10.72

LAW ENFORCEMENT SPECIFIC SUPPLIES	10.72
730330	19,185.60
IT SOFTWARE	19,185.60
740110	23,018.53
IT SOFTWARE MAINTENANCE	23,018.53
740510	699.00
PROFESSIONAL DEVELOPMENT	699.00
740512	85,551.08
PROFESSIONAL SERVICES	85,551.08
740540	720.73
TRAVEL EXPENSE	720.73
740620	22,978.40
ELECTRICITY	22,978.40
740640	206.19
CONTRACT SERVICES	206.19
740660	313,586.01
EQUIPMENT RENTAL	313,586.01
6406	738,098.12
SHERIFF RTCC	738,098.12
710110	461,229.59
SALARY/REGULAR	461,229.59
710130	1,639.42
SALARY/OVERTIME	1,639.42
720100	34,236.66
SOCIAL SECURITY	34,236.66
720110	97,057.00
EMPLOYEE INSURANCE	97,057.00
720120	56,793.33
RETIREMENT	56,793.33
720140	1,296.00
STATE UNEMPLOYMENT TAX	1,296.00
730100	1,574.26
OFFICE SUPPLIES	1,574.26
730320	373.42
IT HARDWARE	373.42
740504	76,673.19
ONLINE SERVICES	76,673.19
740510	3,439.98
PROFESSIONAL DEVELOPMENT	3,439.98
740540	1,430.27
TRAVEL EXPENSE	1,430.27
740660	2,355.00
EQUIPMENT RENTAL	2,355.00
6407	1,545,198.29
SHERIFF ACADEMY	1,545,198.29
710110	794,447.58
SALARY/REGULAR	794,447.58
710130	11,464.63
SALARY/OVERTIME	11,464.63
720100	59,990.12
SOCIAL SECURITY	59,990.12
720110	144,672.92
EMPLOYEE INSURANCE	144,672.92
720120	98,885.45

RETIREMENT	98,885.45
720140	1,795.63
STATE UNEMPLOYMENT TAX	1,795.63
730100	5,432.72
OFFICE SUPPLIES	5,432.72
730270	11,937.75
LAW ENFORCEMENT SPECIFIC SUPPLIES	11,937.75
730310	309,644.66
UNIFORMS	309,644.66
740504	26,987.00
ONLINE SERVICES	26,987.00
740510	56,471.13
PROFESSIONAL DEVELOPMENT	56,471.13
740540	7,853.28
TRAVEL EXPENSE	7,853.28
740580	160.00
PRINTING	160.00
740660	6,140.42
EQUIPMENT RENTAL	6,140.42
740680	9,315.00
MEMBERSHIP/ASSOCIATION DUES	9,315.00
6408	1,398,127.40
SHERIFF MAINTENANCE	1,398,127.40
710110	454,862.85
SALARY/REGULAR	454,862.85
710130	7,267.78
SALARY/OVERTIME	7,267.78
720100	33,598.12
SOCIAL SECURITY	33,598.12
720110	103,172.44
EMPLOYEE INSURANCE	103,172.44
720120	56,703.09
RETIREMENT	56,703.09
720140	1,564.14
STATE UNEMPLOYMENT TAX	1,564.14
730100	1,970.76
OFFICE SUPPLIES	1,970.76
730220	115,808.45
REPLACEMENTS	115,808.45
730250	15,495.77
SHOP SUPPLIES	15,495.77
730270	580.82
LAW ENFORCEMENT SPECIFIC SUPPLIES	580.82
730310	2,170.05
UNIFORMS	2,170.05
740512	403,191.09
PROFESSIONAL SERVICES	403,191.09
740640	126,372.39
CONTRACT SERVICES	126,372.39
740660	10,686.60
EQUIPMENT RENTAL	10,686.60
740750	64,683.05
REMODEL	64,683.05
6500	1,336,913.82

SHERIFF ADMINISTRATIVE	1,336,913.82
710110	900,366.00
SALARY/REGULAR	900,366.00
710130	8,567.18
SALARY/OVERTIME	8,567.18
720100	68,164.61
SOCIAL SECURITY	68,164.61
720110	164,223.26
EMPLOYEE INSURANCE	164,223.26
720120	111,555.08
RETIREMENT	111,555.08
720140	2,012.74
STATE UNEMPLOYMENT TAX	2,012.74
730100	13,153.29
OFFICE SUPPLIES	13,153.29
730330	500.81
IT SOFTWARE	500.81
740110	22,239.64
IT SOFTWARE MAINTENANCE	22,239.64
740504	11,669.00
ONLINE SERVICES	11,669.00
740510	8,229.00
PROFESSIONAL DEVELOPMENT	8,229.00
740512	15,779.00
PROFESSIONAL SERVICES	15,779.00
740540	2,614.78
TRAVEL EXPENSE	2,614.78
740570	250.00
ADVERTISING	250.00
740580	718.00
PRINTING	718.00
740660	6,871.43
EQUIPMENT RENTAL	6,871.43
6501	558,668.81
SHERIFF INTERNAL AFFAIRS	558,668.81
710110	412,883.79
SALARY/REGULAR	412,883.79
720100	30,492.82
SOCIAL SECURITY	30,492.82
720110	49,970.68
EMPLOYEE INSURANCE	49,970.68
720120	50,660.74
RETIREMENT	50,660.74
720140	834.99
STATE UNEMPLOYMENT TAX	834.99
730100	2,734.86
OFFICE SUPPLIES	2,734.86
740110	1,989.77
IT SOFTWARE MAINTENANCE	1,989.77
740510	1,800.00
PROFESSIONAL DEVELOPMENT	1,800.00
740512	1,202.15
PROFESSIONAL SERVICES	1,202.15
740540	4,576.81

TRAVEL EXPENSE	4,576.81
740660	1,522.20
EQUIPMENT RENTAL	1,522.20
6503	2.59
SHERIFF IT	2.59
710110	-
SALARY/REGULAR	-
710130	0.00
SALARY/OVERTIME	0.00
720100	-
SOCIAL SECURITY	-
720110	-
EMPLOYEE INSURANCE	-
720120	-
RETIREMENT	-
720140	-
STATE UNEMPLOYMENT TAX	-
730100	2.59
OFFICE SUPPLIES	2.59
740110	-
IT SOFTWARE MAINTENANCE	-
740504	-
ONLINE SERVICES	-
740512	-
PROFESSIONAL SERVICES	-
740530	-
MOBILE PHONE AND DATA	-
740540	-
TRAVEL EXPENSE	-
740580	-
PRINTING	-
740660	-
EQUIPMENT RENTAL	-
6504	995,556.51
SHERIFF ALARMS	995,556.51
710110	660,399.72
SALARY/REGULAR	660,399.72
710130	2,740.05
SALARY/OVERTIME	2,740.05
710150	774.00
SALARY/SPECIAL PAY	774.00
720100	48,644.65
SOCIAL SECURITY	48,644.65
720110	178,134.34
EMPLOYEE INSURANCE	178,134.34
720120	81,433.82
RETIREMENT	81,433.82
720140	2,900.32
STATE UNEMPLOYMENT TAX	2,900.32
730100	3,501.08
OFFICE SUPPLIES	3,501.08
740512	3,693.07
PROFESSIONAL SERVICES	3,693.07
740540	2,919.63

TRAVEL EXPENSE	2,919.63
740580	308.01
PRINTING	308.01
740660	10,107.82
EQUIPMENT RENTAL	10,107.82
6601	23,381,076.98
SHERIFF JAIL	23,381,076.98
710110	11,175,464.71
SALARY/REGULAR	11,175,464.71
710130	309,423.10
SALARY/OVERTIME	309,423.10
710150	14,220.00
SALARY/SPECIAL PAY	14,220.00
720100	857,103.16
SOCIAL SECURITY	857,103.16
720110	2,650,922.29
EMPLOYEE INSURANCE	2,650,922.29
720120	1,410,938.32
RETIREMENT	1,410,938.32
720140	39,314.61
STATE UNEMPLOYMENT TAX	39,314.61
730100	65,720.31
OFFICE SUPPLIES	65,720.31
730140	71,059.16
JANITOR SUPPLIES	71,059.16
730220	-
REPLACEMENTS	-
730270	10.72
LAW ENFORCEMENT SPECIFIC SUPPLIES	10.72
730390	718.07
MEDICAL SUPPLIES	718.07
740110	847.00
IT SOFTWARE MAINTENANCE	847.00
740120	5,085,513.25
MEDICAL SERVICES	5,085,513.25
740510	33,814.00
PROFESSIONAL DEVELOPMENT	33,814.00
740512	82.13
PROFESSIONAL SERVICES	82.13
740540	4,298.75
TRAVEL EXPENSE	4,298.75
740560	39,255.50
TRANSPORTATION	39,255.50
740580	1,609.02
PRINTING	1,609.02
740620	488,436.02
ELECTRICITY	488,436.02
740626	88,258.06
TELEPHONE-INMATE SERVICES	88,258.06
740640	881,579.58
CONTRACT SERVICES	881,579.58
740660	29,338.08
EQUIPMENT RENTAL	29,338.08
740694	21,820.59



FOOD SERVICE	21,820.59
750600	131,628.00
CAPITAL OUTLAY-VEHICLES	131,628.00
790100	(20,297.45)
REIMBURSEMENTS CLEARING	(20,297.45)
7100	4,769,812.16
CONSTABLE PRECINCT 1	4,769,812.16
710100	123,155.54
SALARY/OFFICIAL-DEPARTMENT HEAD	123,155.54
710110	2,775,872.61
SALARY/REGULAR	2,775,872.61
710130	29,996.75
SALARY/OVERTIME	29,996.75
710140	13,895.29
SALARY/CELL PHONE ALLOWANCE	13,895.29
710150	9,000.00
SALARY/SPECIAL PAY	9,000.00
720100	219,835.89
SOCIAL SECURITY	219,835.89
720110	454,109.12
EMPLOYEE INSURANCE	454,109.12
720120	362,200.66
RETIREMENT	362,200.66
720130	-
WORKERS COMPENSATION	-
720140	6,616.37
STATE UNEMPLOYMENT TAX	6,616.37
730100	41,620.80
OFFICE SUPPLIES	41,620.80
730220	1,222.95
REPLACEMENTS	1,222.95
730230	28,208.84
MARINE/AIR EXPENSE	28,208.84
730240	78,584.10
FUEL	78,584.10
730260	1,019.87
VEHICLE SUPPLIES	1,019.87
730262	2,271.16
RADIO SUPPLIES	2,271.16
730270	7,552.70
LAW ENFORCEMENT SPECIFIC SUPPLIES	7,552.70
730280	747.80
CANINE EXPENSES	747.80
730310	5,489.36
UNIFORMS	5,489.36
740140	31,951.61
VEHICLE MAINTENANCE	31,951.61
740510	7,106.10
PROFESSIONAL DEVELOPMENT	7,106.10
740512	35,225.01
PROFESSIONAL SERVICES	35,225.01
740530	19,182.46
MOBILE PHONE AND DATA	19,182.46
740540	8,985.69

TRAVEL EXPENSE	8,985.69
740580	690.30
PRINTING	690.30
740620	15,114.71
ELECTRICITY	15,114.71
740640	18.00
CONTRACT SERVICES	18.00
740660	3,414.56
EQUIPMENT RENTAL	3,414.56
740680	330.00
MEMBERSHIP/ASSOCIATION DUES	330.00
740740	156.85
BANK SERVICE CHARGES	156.85
750400	144,825.84
CAPITAL OUTLAY-FURNITURE FIXTURES AND EQUIPMENT	144,825.84
750600	343,479.30
CAPITAL OUTLAY-VEHICLES	343,479.30
790100	(2,068.08)
REIMBURSEMENTS CLEARING	(2,068.08)
7200	1,930,168.89
CONSTABLE PRECINCT 2	1,930,168.89
710100	123,155.54
SALARY/OFFICIAL-DEPARTMENT HEAD	123,155.54
710110	1,123,675.54
SALARY/REGULAR	1,123,675.54
710130	19,571.11
SALARY/OVERTIME	19,571.11
710150	1,170.00
SALARY/SPECIAL PAY	1,170.00
720100	94,439.72
SOCIAL SECURITY	94,439.72
720110	198,954.74
EMPLOYEE INSURANCE	198,954.74
720120	155,530.91
RETIREMENT	155,530.91
720140	2,609.10
STATE UNEMPLOYMENT TAX	2,609.10
730100	18,822.90
OFFICE SUPPLIES	18,822.90
730210	220.08
DATA PROCESSING SUPPLIES	220.08
730220	896.50
REPLACEMENTS	896.50
730240	25,724.41
FUEL	25,724.41
730260	1,785.05
VEHICLE SUPPLIES	1,785.05
730270	188.90
LAW ENFORCEMENT SPECIFIC SUPPLIES	188.90
730310	8,471.53
UNIFORMS	8,471.53
730320	313.89
IT HARDWARE	313.89
730380	165.98

AUDIO/VISUAL SUPPLIES	165.98
740140	7,582.83
VEHICLE MAINTENANCE	7,582.83
740420	9.25
COURIER SERVICE	9.25
740504	1,729.00
ONLINE SERVICES	1,729.00
740510	1,560.00
PROFESSIONAL DEVELOPMENT	1,560.00
740512	730.00
PROFESSIONAL SERVICES	730.00
740530	16,416.58
MOBILE PHONE AND DATA	16,416.58
740540	5,150.01
TRAVEL EXPENSE	5,150.01
740580	551.53
PRINTING	551.53
740620	5,782.79
ELECTRICITY	5,782.79
740640	170.49
CONTRACT SERVICES	170.49
740660	4,341.34
EQUIPMENT RENTAL	4,341.34
750400	79,577.04
CAPITAL OUTLAY-FURNITURE FIXTURES AND EQUIPMENT	79,577.04
750600	32,907.00
CAPITAL OUTLAY-VEHICLES	32,907.00
790100	(2,394.83)
REIMBURSEMENTS CLEARING	(2,394.83)
740260	8.96
INTEREST ON CREDIT CARDS	8.96
730360	351.00
ARMORY EXPENSE	351.00
7300	5,810,967.51
CONSTABLE PRECINCT 3	5,810,967.51
710100	123,155.54
SALARY/OFFICIAL-DEPARTMENT HEAD	123,155.54
710110	3,431,455.82
SALARY/REGULAR	3,431,455.82
710130	29,140.64
SALARY/OVERTIME	29,140.64
710150	11,660.00
SALARY/SPECIAL PAY	11,660.00
720100	268,850.67
SOCIAL SECURITY	268,850.67
720110	591,099.51
EMPLOYEE INSURANCE	591,099.51
720120	441,239.06
RETIREMENT	441,239.06
720140	9,140.60
STATE UNEMPLOYMENT TAX	9,140.60
730100	54,061.37
OFFICE SUPPLIES	54,061.37
730240	113,139.39

FUEL	113,139.39
730260	10,174.30
VEHICLE SUPPLIES	10,174.30
730270	20,523.47
LAW ENFORCEMENT SPECIFIC SUPPLIES	20,523.47
730280	7,725.24
CANINE EXPENSES	7,725.24
730310	33,733.59
UNIFORMS	33,733.59
730320	4,073.87
IT HARDWARE	4,073.87
730330	16,873.01
IT SOFTWARE	16,873.01
740140	81,402.06
VEHICLE MAINTENANCE	81,402.06
740210	300.00
PSYCHOLOGICAL/PSYCHIATRIC SERVICE	300.00
740504	495.30
ONLINE SERVICES	495.30
740510	18,870.31
PROFESSIONAL DEVELOPMENT	18,870.31
740512	4,600.00
PROFESSIONAL SERVICES	4,600.00
740530	39,772.97
MOBILE PHONE AND DATA	39,772.97
740540	8,538.57
TRAVEL EXPENSE	8,538.57
740580	1,511.10
PRINTING	1,511.10
740660	4,505.50
EQUIPMENT RENTAL	4,505.50
740680	934.85
MEMBERSHIP/ASSOCIATION DUES	934.85
740970	16.14
FREIGHT AND HANDLING	16.14
750400	221,134.31
CAPITAL OUTLAY-FURNITURE FIXTURES AND EQUIPMENT	221,134.31
750600	262,846.00
CAPITAL OUTLAY-VEHICLES	262,846.00
790100	(5.68)
REIMBURSEMENTS CLEARING	(5.68)
7400	4,149,753.79
CONSTABLE PRECINCT 4	4,149,753.79
710100	123,155.54
SALARY/OFFICIAL-DEPARTMENT HEAD	123,155.54
710110	2,443,845.22
SALARY/REGULAR	2,443,845.22
710130	46,458.92
SALARY/OVERTIME	46,458.92
710140	3,071.77
SALARY/CELL PHONE ALLOWANCE	3,071.77
710150	15,660.00
SALARY/SPECIAL PAY	15,660.00
720100	195,157.52

SOCIAL SECURITY	195,157.52
720110	440,014.63
EMPLOYEE INSURANCE	440,014.63
720120	322,969.99
RETIREMENT	322,969.99
720140	6,079.87
STATE UNEMPLOYMENT TAX	6,079.87
730100	66,355.48
OFFICE SUPPLIES	66,355.48
730140	626.29
JANITOR SUPPLIES	626.29
730230	1,803.62
MARINE/AIR EXPENSE	1,803.62
730240	85,051.99
FUEL	85,051.99
730270	4,639.87
LAW ENFORCEMENT SPECIFIC SUPPLIES	4,639.87
730280	2,821.68
CANINE EXPENSES	2,821.68
730310	21,681.01
UNIFORMS	21,681.01
730390	85.79
MEDICAL SUPPLIES	85.79
740140	35,937.90
VEHICLE MAINTENANCE	35,937.90
740510	1,095.00
PROFESSIONAL DEVELOPMENT	1,095.00
740512	1,753.40
PROFESSIONAL SERVICES	1,753.40
740530	24,753.12
MOBILE PHONE AND DATA	24,753.12
740540	6,046.37
TRAVEL EXPENSE	6,046.37
740580	752.18
PRINTING	752.18
740620	1,465.11
ELECTRICITY	1,465.11
740660	17,426.39
EQUIPMENT RENTAL	17,426.39
750300	5,760.00
CAPITAL OUTLAY-BUILDING	5,760.00
750400	117,019.35
CAPITAL OUTLAY-FURNITURE FIXTURES AND EQUIPMENT	117,019.35
750600	158,799.00
CAPITAL OUTLAY-VEHICLES	158,799.00
790100	(577.69)
REIMBURSEMENTS CLEARING	(577.69)
730101	44.47
FOOD SUPPLIES	44.47
7500	4,127,918.39
CONSTABLE PRECINCT 5	4,127,918.39
710100	123,155.54
SALARY/OFFICIAL-DEPARTMENT HEAD	123,155.54
710110	2,529,763.46

SALARY/REGULAR	2,529,763.46
710130	7,326.78
SALARY/OVERTIME	7,326.78
710140	8,493.51
SALARY/CELL PHONE ALLOWANCE	8,493.51
710150	13,320.00
SALARY/SPECIAL PAY	13,320.00
720100	199,542.98
SOCIAL SECURITY	199,542.98
720110	457,195.79
EMPLOYEE INSURANCE	457,195.79
720120	329,088.09
RETIREMENT	329,088.09
720140	6,376.45
STATE UNEMPLOYMENT TAX	6,376.45
730100	30,716.03
OFFICE SUPPLIES	30,716.03
730240	30,630.43
FUEL	30,630.43
730260	128.46
VEHICLE SUPPLIES	128.46
730262	958.41
RADIO SUPPLIES	958.41
730270	1,219.10
LAW ENFORCEMENT SPECIFIC SUPPLIES	1,219.10
730280	1,098.90
CANINE EXPENSES	1,098.90
730310	3,048.55
UNIFORMS	3,048.55
730390	2,907.75
MEDICAL SUPPLIES	2,907.75
740140	13,337.35
VEHICLE MAINTENANCE	13,337.35
740510	5,923.57
PROFESSIONAL DEVELOPMENT	5,923.57
740512	3,371.62
PROFESSIONAL SERVICES	3,371.62
740530	21,990.67
MOBILE PHONE AND DATA	21,990.67
740540	2,881.44
TRAVEL EXPENSE	2,881.44
740580	161.37
PRINTING	161.37
740640	144.95
CONTRACT SERVICES	144.95
740660	4,353.35
EQUIPMENT RENTAL	4,353.35
740680	1,100.00
MEMBERSHIP/ASSOCIATION DUES	1,100.00
750400	190,003.37
CAPITAL OUTLAY-FURNITURE FIXTURES AND EQUIPMENT	190,003.37
750600	142,365.48
CAPITAL OUTLAY-VEHICLES	142,365.48
790100	(2,985.00)

REIMBURSEMENTS CLEARING	(2,985.00)
760400	299.99
DEPRECIATION EQUIPMENT	299.99
8100	366,646.25
COURT OPERATIONS	366,646.25
710110	25,443.49
SALARY/REGULAR	25,443.49
710130	8,211.00
SALARY/OVERTIME	8,211.00
720100	2,543.20
SOCIAL SECURITY	2,543.20
720110	2,065.05
EMPLOYEE INSURANCE	2,065.05
720120	1,007.54
RETIREMENT	1,007.54
720140	211.77
STATE UNEMPLOYMENT TAX	211.77
740170	113,816.00
PETIT JURORS	113,816.00
740270	6,500.00
APPOINTED ATTORNEY	6,500.00
740310	350.00
APPOINTED ATTORNEY-CIVIL	350.00
740370	16,666.66
APPOINTED ATTORNEY-JUVENILE	16,666.66
740512	45.00
PROFESSIONAL SERVICES	45.00
740524	77,415.63
PROFESSIONAL SERVICES-INTERPRETER	77,415.63
740540	90.33
TRAVEL EXPENSE	90.33
740640	40,122.68
CONTRACT SERVICES	40,122.68
740690	65,601.11
COURT COST	65,601.11
740692	(3,205.57)
DA WITNESS EXPENSE	(3,205.57)
740694	9,767.14
FOOD SERVICE	9,767.14
790100	(4.78)
REIMBURSEMENTS CLEARING	(4.78)
8101	4,861,277.25
INDIGENT DEFENSE- CRIMINAL	4,861,277.25
740270	1,919,380.59
APPOINTED ATTORNEY	1,919,380.59
740280	-
APPOINTED ATTORNEY-NON CONTRACT	-
740290	2,151,800.51
OTHER LITIGATION-APPOINTED ATTORNEY	2,151,800.51
740310	6,910.60
APPOINTED ATTORNEY-CIVIL	6,910.60
740370	185,523.26
APPOINTED ATTORNEY-JUVENILE	185,523.26
740460	171,389.07

INVESTIGATOR	171,389.07
740464	-
INVESTIGATOR-NON CONTRACT	-
740470	281,247.12
EXPERT WITNESS	281,247.12
740478	5,710.00
EXPERT WITNESS-PSYCHIATRIC EVALUATION	5,710.00
740484	41,089.00
COURT REPORTER TRANSCRIPT	41,089.00
740512	11,536.05
PROFESSIONAL SERVICES	11,536.05
740524	86,335.21
PROFESSIONAL SERVICES-INTERPRETER	86,335.21
740530	224.87
MOBILE PHONE AND DATA	224.87
740540	75.40
TRAVEL EXPENSE	75.40
740694	55.57
FOOD SERVICE	55.57
8102	1,118,091.97
INDIGENT DEFENSE- CIVIL	1,118,091.97
740230	1,599.59
LITIGATION EXPENSES	1,599.59
740270	26,732.04
APPOINTED ATTORNEY	26,732.04
740310	1,064,176.77
APPOINTED ATTORNEY-CIVIL	1,064,176.77
740484	2,863.03
COURT REPORTER TRANSCRIPT	2,863.03
740512	2,752.01
PROFESSIONAL SERVICES	2,752.01
740524	16,711.86
PROFESSIONAL SERVICES-INTERPRETER	16,711.86
740540	3,256.67
TRAVEL EXPENSE	3,256.67
8103	739,203.66
OFFICE OF COURT ADMIN	739,203.66
710100	106,357.84
SALARY/OFFICIAL-DEPARTMENT HEAD	106,357.84
710110	404,650.77
SALARY/REGULAR	404,650.77
710130	35,530.34
SALARY/OVERTIME	35,530.34
720100	39,563.52
SOCIAL SECURITY	39,563.52
720110	67,151.81
EMPLOYEE INSURANCE	67,151.81
720120	67,060.46
RETIREMENT	67,060.46
720140	1,432.90
STATE UNEMPLOYMENT TAX	1,432.90
730100	11,951.95
OFFICE SUPPLIES	11,951.95
740510	120.00



PROFESSIONAL DEVELOPMENT	120.00
740530	3,130.80
MOBILE PHONE AND DATA	3,130.80
740570	72.60
ADVERTISING	72.60
740640	15.00
CONTRACT SERVICES	15.00
740660	2,027.77
EQUIPMENT RENTAL	2,027.77
740680	135.00
MEMBERSHIP/ASSOCIATION DUES	135.00
740260	2.90
INTEREST ON CREDIT CARDS	2.90
8210	469,476.23
COUNTY COURT AT LAW 1	469,476.23
710100	166,417.30
SALARY/OFFICIAL-DEPARTMENT HEAD	166,417.30
710110	187,292.64
SALARY/REGULAR	187,292.64
720100	24,194.59
SOCIAL SECURITY	24,194.59
720110	42,835.31
EMPLOYEE INSURANCE	42,835.31
720120	43,399.92
RETIREMENT	43,399.92
720140	432.00
STATE UNEMPLOYMENT TAX	432.00
730100	1,909.53
OFFICE SUPPLIES	1,909.53
740510	350.00
PROFESSIONAL DEVELOPMENT	350.00
740540	907.29
TRAVEL EXPENSE	907.29
740640	82.79
CONTRACT SERVICES	82.79
740660	1,654.86
EQUIPMENT RENTAL	1,654.86
8220	825,316.75
COUNTY COURT AT LAW 2	825,316.75
710100	166,417.30
SALARY/OFFICIAL-DEPARTMENT HEAD	166,417.30
710110	446,354.26
SALARY/REGULAR	446,354.26
720100	43,201.42
SOCIAL SECURITY	43,201.42
720110	85,974.54
EMPLOYEE INSURANCE	85,974.54
720120	75,186.61
RETIREMENT	75,186.61
720140	1,008.00
STATE UNEMPLOYMENT TAX	1,008.00
730100	4,353.29
OFFICE SUPPLIES	4,353.29
740510	140.00

PROFESSIONAL DEVELOPMENT	140.00
740540	653.56
TRAVEL EXPENSE	653.56
740660	2,027.77
EQUIPMENT RENTAL	2,027.77
8230	746,092.25
COUNTY COURT AT LAW 3	746,092.25
710100	166,417.30
SALARY/OFFICIAL-DEPARTMENT HEAD	166,417.30
710110	397,354.82
SALARY/REGULAR	397,354.82
720100	39,045.20
SOCIAL SECURITY	39,045.20
720110	64,403.65
EMPLOYEE INSURANCE	64,403.65
720120	69,174.70
RETIREMENT	69,174.70
720140	720.00
STATE UNEMPLOYMENT TAX	720.00
730100	6,018.44
OFFICE SUPPLIES	6,018.44
730320	(3,252.58)
IT HARDWARE	(3,252.58)
740510	1,000.00
PROFESSIONAL DEVELOPMENT	1,000.00
740530	75.98
MOBILE PHONE AND DATA	75.98
740540	1,261.33
TRAVEL EXPENSE	1,261.33
740640	15.00
CONTRACT SERVICES	15.00
740660	3,858.41
EQUIPMENT RENTAL	3,858.41
8240	477,569.66
COUNTY COURT AT LAW 4	477,569.66
710100	166,417.30
SALARY/OFFICIAL-DEPARTMENT HEAD	166,417.30
710110	192,229.25
SALARY/REGULAR	192,229.25
720100	24,725.41
SOCIAL SECURITY	24,725.41
720110	42,828.43
EMPLOYEE INSURANCE	42,828.43
720120	44,005.74
RETIREMENT	44,005.74
720140	432.00
STATE UNEMPLOYMENT TAX	432.00
730100	1,896.06
OFFICE SUPPLIES	1,896.06
740510	65.00
PROFESSIONAL DEVELOPMENT	65.00
740540	899.17
TRAVEL EXPENSE	899.17
740640	323.76

CONTRACT SERVICES	323.76
740660	3,811.64
EQUIPMENT RENTAL	3,811.64
790100	(65.99)
REIMBURSEMENTS CLEARING	(65.99)
740260	1.89
INTEREST ON CREDIT CARDS	1.89
8250	457,809.40
COUNTY COURT AT LAW 5	457,809.40
710100	166,417.30
SALARY/OFFICIAL-DEPARTMENT HEAD	166,417.30
710110	178,512.64
SALARY/REGULAR	178,512.64
720100	23,778.57
SOCIAL SECURITY	23,778.57
720110	42,837.86
EMPLOYEE INSURANCE	42,837.86
720120	42,322.71
RETIREMENT	42,322.71
720140	432.00
STATE UNEMPLOYMENT TAX	432.00
730100	1,801.40
OFFICE SUPPLIES	1,801.40
740510	410.00
PROFESSIONAL DEVELOPMENT	410.00
740640	153.24
CONTRACT SERVICES	153.24
740660	1,152.18
EQUIPMENT RENTAL	1,152.18
790100	(8.50)
REIMBURSEMENTS CLEARING	(8.50)
8310	309,410.30
9TH DISTRICT COURT	309,410.30
710100	11,916.63
SALARY/OFFICIAL-DEPARTMENT HEAD	11,916.63
710110	200,768.44
SALARY/REGULAR	200,768.44
710140	863.93
SALARY/CELL PHONE ALLOWANCE	863.93
720100	15,910.26
SOCIAL SECURITY	15,910.26
720110	40,286.25
EMPLOYEE INSURANCE	40,286.25
720120	26,122.57
RETIREMENT	26,122.57
720140	432.00
STATE UNEMPLOYMENT TAX	432.00
730100	1,286.21
OFFICE SUPPLIES	1,286.21
740540	2,011.09
TRAVEL EXPENSE	2,011.09
740640	5,250.00
CONTRACT SERVICES	5,250.00
740660	4,562.92

EQUIPMENT RENTAL	4,562.92
8320	313,527.31
221ST DISTRICT COURT	313,527.31
710100	11,916.63
SALARY/OFFICIAL-DEPARTMENT HEAD	11,916.63
710110	208,890.28
SALARY/REGULAR	208,890.28
720100	16,596.86
SOCIAL SECURITY	16,596.86
720110	40,283.70
EMPLOYEE INSURANCE	40,283.70
720120	27,013.29
RETIREMENT	27,013.29
720140	432.00
STATE UNEMPLOYMENT TAX	432.00
730100	3,305.11
OFFICE SUPPLIES	3,305.11
740540	65.00
TRAVEL EXPENSE	65.00
740660	5,024.44
EQUIPMENT RENTAL	5,024.44
8330	644,526.24
284TH DISTRICT COURT	644,526.24
710100	10,833.30
SALARY/OFFICIAL-DEPARTMENT HEAD	10,833.30
710110	464,877.01
SALARY/REGULAR	464,877.01
710130	309.06
SALARY/OVERTIME	309.06
720100	35,683.76
SOCIAL SECURITY	35,683.76
720110	67,901.59
EMPLOYEE INSURANCE	67,901.59
720120	58,327.55
RETIREMENT	58,327.55
720140	864.00
STATE UNEMPLOYMENT TAX	864.00
730100	1,714.34
OFFICE SUPPLIES	1,714.34
740510	515.39
PROFESSIONAL DEVELOPMENT	515.39
740660	3,503.43
EQUIPMENT RENTAL	3,503.43
790100	(3.19)
REIMBURSEMENTS CLEARING	(3.19)
8340	358,462.48
359TH DISTRICT COURT	358,462.48
710100	11,916.63
SALARY/OFFICIAL-DEPARTMENT HEAD	11,916.63
710110	243,196.41
SALARY/REGULAR	243,196.41
720100	19,084.12
SOCIAL SECURITY	19,084.12
720110	40,285.87

EMPLOYEE INSURANCE	40,285.87
720120	31,222.68
RETIREMENT	31,222.68
720140	572.64
STATE UNEMPLOYMENT TAX	572.64
730100	6,238.01
OFFICE SUPPLIES	6,238.01
740510	130.00
PROFESSIONAL DEVELOPMENT	130.00
740530	466.48
MOBILE PHONE AND DATA	466.48
740540	336.00
TRAVEL EXPENSE	336.00
740640	80.86
CONTRACT SERVICES	80.86
740660	4,893.48
EQUIPMENT RENTAL	4,893.48
740260	39.30
INTEREST ON CREDIT CARDS	39.30
8350	445,032.73
410th DISTRICT COURT	445,032.73
710100	11,916.63
SALARY/OFFICIAL-DEPARTMENT HEAD	11,916.63
710110	311,670.44
SALARY/REGULAR	311,670.44
720100	24,207.59
SOCIAL SECURITY	24,207.59
720110	51,072.25
EMPLOYEE INSURANCE	51,072.25
720120	39,624.42
RETIREMENT	39,624.42
720140	585.00
STATE UNEMPLOYMENT TAX	585.00
730100	2,036.74
OFFICE SUPPLIES	2,036.74
740510	480.00
PROFESSIONAL DEVELOPMENT	480.00
740540	760.55
TRAVEL EXPENSE	760.55
740660	2,712.96
EQUIPMENT RENTAL	2,712.96
790100	(33.85)
REIMBURSEMENTS CLEARING	(33.85)
8360	576,343.64
418TH DISTRICT COURT	576,343.64
710100	11,916.63
SALARY/OFFICIAL-DEPARTMENT HEAD	11,916.63
710110	410,034.35
SALARY/REGULAR	410,034.35
720100	31,613.21
SOCIAL SECURITY	31,613.21
720110	59,106.74
EMPLOYEE INSURANCE	59,106.74
720120	51,693.66

RETIREMENT	51,693.66
720140	720.00
STATE UNEMPLOYMENT TAX	720.00
730100	5,706.21
OFFICE SUPPLIES	5,706.21
740510	799.94
PROFESSIONAL DEVELOPMENT	799.94
740540	600.52
TRAVEL EXPENSE	600.52
740660	4,002.38
EQUIPMENT RENTAL	4,002.38
740680	150.00
MEMBERSHIP/ASSOCIATION DUES	150.00
8370	296,686.56
435TH DISTRICT COURT	296,686.56
710100	11,916.63
SALARY/OFFICIAL-DEPARTMENT HEAD	11,916.63
710110	192,774.12
SALARY/REGULAR	192,774.12
710130	193.27
SALARY/OVERTIME	193.27
720100	15,226.34
SOCIAL SECURITY	15,226.34
720110	35,271.58
EMPLOYEE INSURANCE	35,271.58
720120	25,059.37
RETIREMENT	25,059.37
720140	441.00
STATE UNEMPLOYMENT TAX	441.00
730100	4,163.68
OFFICE SUPPLIES	4,163.68
740510	330.00
PROFESSIONAL DEVELOPMENT	330.00
740530	113.97
MOBILE PHONE AND DATA	113.97
740640	7,500.00
CONTRACT SERVICES	7,500.00
740660	4,026.60
EQUIPMENT RENTAL	4,026.60
790100	(330.00)
REIMBURSEMENTS CLEARING	(330.00)
8401	457,966.69
DRUG COURT	457,966.69
710100	68,192.77
SALARY/OFFICIAL-DEPARTMENT HEAD	68,192.77
710110	90,818.78
SALARY/REGULAR	90,818.78
720100	11,785.36
SOCIAL SECURITY	11,785.36
720110	32,352.51
EMPLOYEE INSURANCE	32,352.51
720120	19,510.73
RETIREMENT	19,510.73
720140	432.00

STATE UNEMPLOYMENT TAX	432.00
730100	2,617.75
OFFICE SUPPLIES	2,617.75
740512	215,972.39
PROFESSIONAL SERVICES	215,972.39
740516	14,552.72
PROFESSIONAL SERVICES-URINALYSIS	14,552.72
740660	1,731.68
EQUIPMENT RENTAL	1,731.68
8402	245,789.86
DRUG COURT-DWI COURT	245,789.86
710110	45,437.41
SALARY/REGULAR	45,437.41
720100	3,462.41
SOCIAL SECURITY	3,462.41
720110	10,784.17
EMPLOYEE INSURANCE	10,784.17
720120	5,575.11
RETIREMENT	5,575.11
720140	144.00
STATE UNEMPLOYMENT TAX	144.00
730100	1,271.84
OFFICE SUPPLIES	1,271.84
740512	167,529.08
PROFESSIONAL SERVICES	167,529.08
740516	11,585.84
PROFESSIONAL SERVICES-URINALYSIS	11,585.84
8403	310,110.44
MENTAL HEALTH COURT SERVICE	310,110.44
710110	206,069.63
SALARY/REGULAR	206,069.63
720100	14,999.50
SOCIAL SECURITY	14,999.50
720110	52,391.89
EMPLOYEE INSURANCE	52,391.89
720120	25,284.67
RETIREMENT	25,284.67
720140	762.69
STATE UNEMPLOYMENT TAX	762.69
730100	3,492.25
OFFICE SUPPLIES	3,492.25
730320	64.95
IT HARDWARE	64.95
730330	159.80
IT SOFTWARE	159.80
740510	50.00
PROFESSIONAL DEVELOPMENT	50.00
740540	2,853.36
TRAVEL EXPENSE	2,853.36
740660	3,981.70
EQUIPMENT RENTAL	3,981.70
8510	859,151.04
JUSTICE OF PEACE PRECINCT 1	859,151.04
710100	119,916.95

SALARY/OFFICIAL-DEPARTMENT HEAD	119,916.95
710110	444,345.49
SALARY/REGULAR	444,345.49
720100	41,980.46
SOCIAL SECURITY	41,980.46
720110	86,273.36
EMPLOYEE INSURANCE	86,273.36
720120	69,235.08
RETIREMENT	69,235.08
720140	1,728.28
STATE UNEMPLOYMENT TAX	1,728.28
730100	3,323.15
OFFICE SUPPLIES	3,323.15
740140	158.38
VEHICLE MAINTENANCE	158.38
740510	1,585.00
PROFESSIONAL DEVELOPMENT	1,585.00
740512	6,929.96
PROFESSIONAL SERVICES	6,929.96
740540	1,660.17
TRAVEL EXPENSE	1,660.17
740560	1,130.00
TRANSPORTATION	1,130.00
740580	1,008.10
PRINTING	1,008.10
740620	12,578.01
ELECTRICITY	12,578.01
740640	192.40
CONTRACT SERVICES	192.40
740644	61,726.22
COLLECTION SERVICES	61,726.22
740660	6,050.03
EQUIPMENT RENTAL	6,050.03
740680	205.00
MEMBERSHIP/ASSOCIATION DUES	205.00
790100	(875.00)
REIMBURSEMENTS CLEARING	(875.00)
8520	586,293.62
JUSTICE OF PEACE PRECINCT-2	586,293.62
710100	119,916.95
SALARY/OFFICIAL-DEPARTMENT HEAD	119,916.95
710110	216,952.55
SALARY/REGULAR	216,952.55
710130	54.47
SALARY/OVERTIME	54.47
720100	25,080.69
SOCIAL SECURITY	25,080.69
720110	64,705.02
EMPLOYEE INSURANCE	64,705.02
720120	41,340.96
RETIREMENT	41,340.96
720140	843.69
STATE UNEMPLOYMENT TAX	843.69
730100	3,720.38



OFFICE SUPPLIES	3,720.38
740510	150.00
PROFESSIONAL DEVELOPMENT	150.00
740512	7,848.00
PROFESSIONAL SERVICES	7,848.00
740530	694.01
MOBILE PHONE AND DATA	694.01
740540	450.68
TRAVEL EXPENSE	450.68
740560	775.00
TRANSPORTATION	775.00
740620	8,116.34
ELECTRICITY	8,116.34
740640	13.82
CONTRACT SERVICES	13.82
740644	92,741.05
COLLECTION SERVICES	92,741.05
740660	3,099.56
EQUIPMENT RENTAL	3,099.56
740680	240.00
MEMBERSHIP/ASSOCIATION DUES	240.00
790100	(449.55)
REIMBURSEMENTS CLEARING	(449.55)
8530	1,152,697.08
JUSTICE OF PEACE PRECINCT 3	1,152,697.08
710100	119,916.95
SALARY/OFFICIAL-DEPARTMENT HEAD	119,916.95
710110	657,387.96
SALARY/REGULAR	657,387.96
710130	10,266.07
SALARY/OVERTIME	10,266.07
710140	433.44
SALARY/CELL PHONE ALLOWANCE	433.44
720100	57,940.67
SOCIAL SECURITY	57,940.67
720110	184,610.28
EMPLOYEE INSURANCE	184,610.28
720120	96,726.45
RETIREMENT	96,726.45
720140	2,554.56
STATE UNEMPLOYMENT TAX	2,554.56
730100	8,813.40
OFFICE SUPPLIES	8,813.40
730220	278.07
REPLACEMENTS	278.07
740140	73.95
VEHICLE MAINTENANCE	73.95
740510	1,535.00
PROFESSIONAL DEVELOPMENT	1,535.00
740512	1,240.79
PROFESSIONAL SERVICES	1,240.79
740540	2,267.83
TRAVEL EXPENSE	2,267.83
740560	1,390.00

TRANSPORTATION	1,390.00
740580	1,230.00
PRINTING	1,230.00
740640	25.23
CONTRACT SERVICES	25.23
740660	2,898.76
EQUIPMENT RENTAL	2,898.76
740680	60.00
MEMBERSHIP/ASSOCIATION DUES	60.00
750400	4,027.67
CAPITAL OUTLAY-FURNITURE FIXTURES AND EQUIPMENT	4,027.67
790100	(980.00)
REIMBURSEMENTS CLEARING	(980.00)
8540	895,323.94
JUSTICE OF PEACE PRECINCT 4	895,323.94
710100	119,916.95
SALARY/OFFICIAL-DEPARTMENT HEAD	119,916.95
710110	442,702.62
SALARY/REGULAR	442,702.62
710130	5,606.27
SALARY/OVERTIME	5,606.27
720100	42,498.28
SOCIAL SECURITY	42,498.28
720110	124,260.30
EMPLOYEE INSURANCE	124,260.30
720120	69,721.31
RETIREMENT	69,721.31
720140	1,825.83
STATE UNEMPLOYMENT TAX	1,825.83
730100	5,120.05
OFFICE SUPPLIES	5,120.05
740512	5,904.00
PROFESSIONAL SERVICES	5,904.00
740530	127.31
MOBILE PHONE AND DATA	127.31
740540	2,207.62
TRAVEL EXPENSE	2,207.62
740560	1,240.00
TRANSPORTATION	1,240.00
740580	2,292.04
PRINTING	2,292.04
740620	5,255.49
ELECTRICITY	5,255.49
740640	525.05
CONTRACT SERVICES	525.05
740644	62,147.79
COLLECTION SERVICES	62,147.79
740660	3,973.03
EQUIPMENT RENTAL	3,973.03
8550	552,239.75
JUSTICE OF PEACE PRECINCT 5	552,239.75
710100	119,916.95
SALARY/OFFICIAL-DEPARTMENT HEAD	119,916.95
710110	225,441.67

SALARY/REGULAR	225,441.67
720100	26,029.01
SOCIAL SECURITY	26,029.01
720110	62,378.82
EMPLOYEE INSURANCE	62,378.82
720120	42,375.44
RETIREMENT	42,375.44
720140	725.00
STATE UNEMPLOYMENT TAX	725.00
730100	8,514.38
OFFICE SUPPLIES	8,514.38
730110	660.00
POSTAGE	660.00
740510	765.00
PROFESSIONAL DEVELOPMENT	765.00
740512	3,048.00
PROFESSIONAL SERVICES	3,048.00
740530	1,539.88
MOBILE PHONE AND DATA	1,539.88
740540	865.66
TRAVEL EXPENSE	865.66
740644	58,785.56
COLLECTION SERVICES	58,785.56
740660	1,344.38
EQUIPMENT RENTAL	1,344.38
790100	(150.00)
REIMBURSEMENTS CLEARING	(150.00)
6502	1,001,325.00
SHERIFF FINANCE	1,001,325.00
710110	432,873.20
SALARY/REGULAR	432,873.20
710130	6,026.82
SALARY/OVERTIME	6,026.82
720100	32,258.16
SOCIAL SECURITY	32,258.16
720110	93,872.04
EMPLOYEE INSURANCE	93,872.04
720120	53,853.48
RETIREMENT	53,853.48
720140	1,296.33
STATE UNEMPLOYMENT TAX	1,296.33
730100	4,525.30
OFFICE SUPPLIES	4,525.30
730320	35,548.84
IT HARDWARE	35,548.84
740110	10,814.46
IT SOFTWARE MAINTENANCE	10,814.46
740504	16,748.40
ONLINE SERVICES	16,748.40
740512	3,625.00
PROFESSIONAL SERVICES	3,625.00
740530	298,796.59
MOBILE PHONE AND DATA	298,796.59
740540	4,140.50

TRAVEL EXPENSE	4,140.50
740580	251.00
PRINTING	251.00
740660	6,949.27
EQUIPMENT RENTAL	6,949.27
790100	(254.39)
REIMBURSEMENTS CLEARING	(254.39)
5703	-
242 OPERATIONS	-
740644	-
COLLECTION SERVICES	-
3212	8,721.70
PAYROLL PASS-THRU	8,721.70
710110	8,721.70
SALARY/REGULAR	8,721.70
3702	358.00
TAC RENDITION PENALTY	358.00
730220	358.00
REPLACEMENTS	358.00
8380	25,038.56
457TH DISTRICT COURT	25,038.56
710100	1,083.33
SALARY/OFFICIAL-DEPARTMENT HEAD	1,083.33
710110	16,885.11
SALARY/REGULAR	16,885.11
720100	1,354.99
SOCIAL SECURITY	1,354.99
720110	1,540.66
EMPLOYEE INSURANCE	1,540.66
720120	2,204.71
RETIREMENT	2,204.71
720140	18.00
STATE UNEMPLOYMENT TAX	18.00
730100	1,951.76
OFFICE SUPPLIES	1,951.76
200	32,668,587.59
ROAD AND BRIDGE	32,668,587.59
2600	1,021,116.22
INFORMATION TECHNOLOGY	1,021,116.22
710100	115,382.26
SALARY/OFFICIAL-DEPARTMENT HEAD	115,382.26
710110	603,478.97
SALARY/REGULAR	603,478.97
710130	9,376.25
SALARY/OVERTIME	9,376.25
710140	5,851.56
SALARY/CELL PHONE ALLOWANCE	5,851.56
720100	54,866.88
SOCIAL SECURITY	54,866.88
720110	138,227.47
EMPLOYEE INSURANCE	138,227.47
720120	90,331.04
RETIREMENT	90,331.04
720140	2,120.17

STATE UNEMPLOYMENT TAX	2,120.17
730100	496.91
OFFICE SUPPLIES	496.91
740512	95.00
PROFESSIONAL SERVICES	95.00
740620	889.71
ELECTRICITY	889.71
740660	-
EQUIPMENT RENTAL	-
4700	1,491,426.76
PARKS	1,491,426.76
710110	902,532.36
SALARY/REGULAR	902,532.36
710130	21,067.07
SALARY/OVERTIME	21,067.07
710140	757.03
SALARY/CELL PHONE ALLOWANCE	757.03
720100	69,470.98
SOCIAL SECURITY	69,470.98
720110	217,685.83
EMPLOYEE INSURANCE	217,685.83
720120	110,668.91
RETIREMENT	110,668.91
720140	4,074.13
STATE UNEMPLOYMENT TAX	4,074.13
730100	33,028.12
OFFICE SUPPLIES	33,028.12
730140	5,154.62
JANITOR SUPPLIES	5,154.62
730190	1,900.00
ROAD MATERIALS	1,900.00
730250	2,127.90
SHOP SUPPLIES	2,127.90
730260	3,889.20
VEHICLE SUPPLIES	3,889.20
730310	2,868.37
UNIFORMS	2,868.37
740140	16,365.90
VEHICLE MAINTENANCE	16,365.90
740150	682.82
LANDSCAPE MAINTENANCE	682.82
740410	800.00
TOLLS	800.00
740504	21.17
ONLINE SERVICES	21.17
740510	59.00
PROFESSIONAL DEVELOPMENT	59.00
740512	79,127.66
PROFESSIONAL SERVICES	79,127.66
740530	3,001.11
MOBILE PHONE AND DATA	3,001.11
740540	93.38
TRAVEL EXPENSE	93.38
740620	5,446.19

ELECTRICITY	5,446.19
740640	1,905.60
CONTRACT SERVICES	1,905.60
740654	5,900.24
COMMUNITY BUILDING/VOTING BOX	5,900.24
740660	2,799.17
EQUIPMENT RENTAL	2,799.17
4800	426,673.65
COMMUNITY CENTERS	426,673.65
710110	285,876.53
SALARY/REGULAR	285,876.53
710130	4,384.04
SALARY/OVERTIME	4,384.04
710140	433.44
SALARY/CELL PHONE ALLOWANCE	433.44
720100	21,867.28
SOCIAL SECURITY	21,867.28
720110	46,738.65
EMPLOYEE INSURANCE	46,738.65
720120	35,668.04
RETIREMENT	35,668.04
720140	1,369.44
STATE UNEMPLOYMENT TAX	1,369.44
730100	14,890.89
OFFICE SUPPLIES	14,890.89
730380	8,492.91
AUDIO/VISUAL SUPPLIES	8,492.91
740512	3,393.52
PROFESSIONAL SERVICES	3,393.52
740540	90.77
TRAVEL EXPENSE	90.77
740620	165.00
ELECTRICITY	165.00
740640	910.00
CONTRACT SERVICES	910.00
740660	1,133.52
EQUIPMENT RENTAL	1,133.52
740694	1,259.62
FOOD SERVICE	1,259.62
4900	1,153,593.78
RECYCLE CENTERS	1,153,593.78
710110	538,078.21
SALARY/REGULAR	538,078.21
710130	30,775.28
SALARY/OVERTIME	30,775.28
710140	1,456.30
SALARY/CELL PHONE ALLOWANCE	1,456.30
720100	42,931.78
SOCIAL SECURITY	42,931.78
720110	128,386.61
EMPLOYEE INSURANCE	128,386.61
720120	69,976.61
RETIREMENT	69,976.61
720140	1,881.00

STATE UNEMPLOYMENT TAX	1,881.00
730100	32,871.55
OFFICE SUPPLIES	32,871.55
730250	1,424.24
SHOP SUPPLIES	1,424.24
730260	738.98
VEHICLE SUPPLIES	738.98
730310	843.78
UNIFORMS	843.78
730390	226.35
MEDICAL SUPPLIES	226.35
740420	2,162.04
COURIER SERVICE	2,162.04
740512	251,719.39
PROFESSIONAL SERVICES	251,719.39
740620	1,509.29
ELECTRICITY	1,509.29
740640	25,307.37
CONTRACT SERVICES	25,307.37
740660	23,305.00
EQUIPMENT RENTAL	23,305.00
7300	55,367.40
CONSTABLE PRECINCT 3	55,367.40
710130	42,455.20
SALARY/OVERTIME	42,455.20
720100	3,143.91
SOCIAL SECURITY	3,143.91
720110	4,557.24
EMPLOYEE INSURANCE	4,557.24
720120	5,209.23
RETIREMENT	5,209.23
720140	1.82
STATE UNEMPLOYMENT TAX	1.82
9000	4,500.00
RESTRICTED	4,500.00
730190	4,500.00
ROAD MATERIALS	4,500.00
9100	6,986,322.75
COMMISSIONER PRECINCT 1	6,986,322.75
710100	159,406.60
SALARY/OFFICIAL-DEPARTMENT HEAD	159,406.60
710110	2,424,220.01
SALARY/REGULAR	2,424,220.01
710130	72,732.52
SALARY/OVERTIME	72,732.52
710140	1,355.71
SALARY/CELL PHONE ALLOWANCE	1,355.71
720100	197,535.25
SOCIAL SECURITY	197,535.25
720110	571,977.40
EMPLOYEE INSURANCE	571,977.40
720120	325,202.86
RETIREMENT	325,202.86
720140	7,862.23

STATE UNEMPLOYMENT TAX	7,862.23
730100	61,311.21
OFFICE SUPPLIES	61,311.21
730140	(1,243.07)
JANITOR SUPPLIES	(1,243.07)
730180	5,092.20
CULVERTS	5,092.20
730190	855,613.31
ROAD MATERIALS	855,613.31
730200	10,035.32
CRUSHED CONCRETE/REJECT	10,035.32
730220	1,884.29
REPLACEMENTS	1,884.29
730240	35,760.56
FUEL	35,760.56
730250	5,440.94
SHOP SUPPLIES	5,440.94
730260	278,830.23
VEHICLE SUPPLIES	278,830.23
730270	219,887.60
LAW ENFORCEMENT SPECIFIC SUPPLIES	219,887.60
730310	14,412.04
UNIFORMS	14,412.04
730350	270.00
AGRICULTURE SUPPLIES	270.00
730390	(1,145.20)
MEDICAL SUPPLIES	(1,145.20)
740140	20,675.22
VEHICLE MAINTENANCE	20,675.22
740150	30,675.05
LANDSCAPE MAINTENANCE	30,675.05
740430	1,136.86
STRIPING/SEALANT SERVICES	1,136.86
740510	1,335.27
PROFESSIONAL DEVELOPMENT	1,335.27
740512	783,193.51
PROFESSIONAL SERVICES	783,193.51
740530	10,090.66
MOBILE PHONE AND DATA	10,090.66
740540	29.90
TRAVEL EXPENSE	29.90
740620	170,405.70
ELECTRICITY	170,405.70
740624	4,940.38
WATER AND SEWER	4,940.38
740628	6,581.98
TELEPHONE-FIBER OPTIC-RESTRICTED	6,581.98
740640	144,447.16
CONTRACT SERVICES	144,447.16
740650	58,479.67
SIGN AND SIGNAL MAINTENANCE	58,479.67
740652	9,112.50
BRIDGE REPAIR	9,112.50
740654	11,764.75



COMMUNITY BUILDING/VOTING BOX	11,764.75
740656	318.00
RENT AND LEASES	318.00
740660	16,386.31
EQUIPMENT RENTAL	16,386.31
750200	3,500.00
CAPITAL OUTLAY-LAND	3,500.00
750300	26,275.57
CAPITAL OUTLAY-BUILDING	26,275.57
750400	215,872.62
CAPITAL OUTLAY-FURNITURE FIXTURES AND EQUIPMENT	215,872.62
750600	223,934.70
CAPITAL OUTLAY-VEHICLES	223,934.70
750800	2,484.60
MAJOR PROJECTS	2,484.60
790100	(1,759.67)
REIMBURSEMENTS CLEARING	(1,759.67)
9200	7,127,890.72
COMMISSIONER PREGINCT 2	7,127,890.72
710100	159,376.60
SALARY/OFFICIAL-DEPARTMENT HEAD	159,376.60
710110	2,026,487.13
SALARY/REGULAR	2,026,487.13
710130	6,937.93
SALARY/OVERTIME	6,937.93
710140	1,528.84
SALARY/CELL PHONE ALLOWANCE	1,528.84
720100	160,694.09
SOCIAL SECURITY	160,694.09
720110	503,092.81
EMPLOYEE INSURANCE	503,092.81
720120	269,757.74
RETIREMENT	269,757.74
720140	6,999.45
STATE UNEMPLOYMENT TAX	6,999.45
730100	8,153.30
OFFICE SUPPLIES	8,153.30
730180	10,760.30
CULVERTS	10,760.30
730190	2,252,633.43
ROAD MATERIALS	2,252,633.43
730220	937.39
REPLACEMENTS	937.39
730240	151,078.70
FUEL	151,078.70
730250	18,731.22
SHOP SUPPLIES	18,731.22
730260	321,425.81
VEHICLE SUPPLIES	321,425.81
730310	18,160.22
UNIFORMS	18,160.22
740110	8,672.45
IT SOFTWARE MAINTENANCE	8,672.45
740510	734.55

PROFESSIONAL DEVELOPMENT	734.55
740512	244,964.74
PROFESSIONAL SERVICES	244,964.74
740530	8,618.66
MOBILE PHONE AND DATA	8,618.66
740620	65,930.01
ELECTRICITY	65,930.01
740628	22,261.19
TELEPHONE-FIBER OPTIC-RESTRICTED	22,261.19
740640	2,283.98
CONTRACT SERVICES	2,283.98
740650	112,909.35
SIGN AND SIGNAL MAINTENANCE	112,909.35
740654	543.51
COMMUNITY BUILDING/VOTING BOX	543.51
740660	5,783.21
EQUIPMENT RENTAL	5,783.21
750400	413,962.39
CAPITAL OUTLAY-FURNITURE FIXTURES AND EQUIPMENT	413,962.39
750600	78,568.54
CAPITAL OUTLAY-VEHICLES	78,568.54
750800	147,344.40
MAJOR PROJECTS	147,344.40
760600	100,000.00
SETTLEMENT COSTS	100,000.00
790100	(1,441.22)
REIMBURSEMENTS CLEARING	(1,441.22)
9300	5,627,816.13
COMMISSIONER-PRECINCT 3	5,627,816.13
710100	161,375.83
SALARY/OFFICIAL-DEPARTMENT HEAD	161,375.83
710110	1,236,191.36
SALARY/REGULAR	1,236,191.36
710130	39,606.46
SALARY/OVERTIME	39,606.46
710140	6,843.17
SALARY/CELL PHONE ALLOWANCE	6,843.17
720100	105,689.22
SOCIAL SECURITY	105,689.22
720110	270,752.32
EMPLOYEE INSURANCE	270,752.32
720120	177,462.13
RETIREMENT	177,462.13
720140	3,627.78
STATE UNEMPLOYMENT TAX	3,627.78
730100	272,276.47
OFFICE SUPPLIES	272,276.47
730140	1,220.62
JANITOR SUPPLIES	1,220.62
730180	1,256.10
CULVERTS	1,256.10
730190	622,559.41
ROAD MATERIALS	622,559.41
730200	2,350.26

CRUSHED CONCRETE/REJECT	2,350.26
730220	5,658.09
REPLACEMENTS	5,658.09
730240	73,042.70
FUEL	73,042.70
730250	2,798.21
SHOP SUPPLIES	2,798.21
730260	101,747.28
VEHICLE SUPPLIES	101,747.28
730270	25,482.33
LAW ENFORCEMENT SPECIFIC SUPPLIES	25,482.33
730310	9,526.41
UNIFORMS	9,526.41
730320	1,037.36
IT HARDWARE	1,037.36
730350	29,259.30
AGRICULTURE SUPPLIES	29,259.30
730380	3,928.35
AUDIO/VISUAL SUPPLIES	3,928.35
730390	672.45
MEDICAL SUPPLIES	672.45
740140	6,116.98
VEHICLE MAINTENANCE	6,116.98
740150	5,000.00
LANDSCAPE MAINTENANCE	5,000.00
740430	518,983.84
STRIPING/SEALANT SERVICES	518,983.84
740440	8,075.00
CONCRETE/CURB REPAIR	8,075.00
740504	600.00
ONLINE SERVICES	600.00
740510	675.00
PROFESSIONAL DEVELOPMENT	675.00
740512	403,685.48
PROFESSIONAL SERVICES	403,685.48
740530	8,679.58
MOBILE PHONE AND DATA	8,679.58
740540	1,685.32
TRAVEL EXPENSE	1,685.32
740620	113,870.57
ELECTRICITY	113,870.57
740628	10,071.51
TELEPHONE-FIBER OPTIC-RESTRICTED	10,071.51
740640	751.13
CONTRACT SERVICES	751.13
740650	182,429.37
SIGN AND SIGNAL MAINTENANCE	182,429.37
740660	7,796.26
EQUIPMENT RENTAL	7,796.26
740662	62,758.42
LEASE TO PURCHASE	62,758.42
740680	500.00
MEMBERSHIP/ASSOCIATION DUES	500.00
740750	436.50

REMODEL	436.50
750400	186,116.40
CAPITAL OUTLAY-FURNITURE FIXTURES AND EQUIPMENT	186,116.40
750600	415,678.58
CAPITAL OUTLAY-VEHICLES	415,678.58
750800	583,352.17
MAJOR PROJECTS	583,352.17
790100	(43,809.59)
REIMBURSEMENTS CLEARING	(43,809.59)
9400	7,215,777.83
COMMISSIONER PRECINCT 4	7,215,777.83
710100	159,406.60
SALARY/OFFICIAL-DEPARTMENT HEAD	159,406.60
710110	2,543,673.56
SALARY/REGULAR	2,543,673.56
710130	35,846.15
SALARY/OVERTIME	35,846.15
710140	1,713.09
SALARY/CELL PHONE ALLOWANCE	1,713.09
720100	203,215.86
SOCIAL SECURITY	203,215.86
720110	567,298.95
EMPLOYEE INSURANCE	567,298.95
720120	337,188.98
RETIREMENT	337,188.98
720140	8,021.49
STATE UNEMPLOYMENT TAX	8,021.49
730100	73,711.11
OFFICE SUPPLIES	73,711.11
730110	125.34
POSTAGE	125.34
730180	83,431.88
CULVERTS	83,431.88
730190	617,945.25
ROAD MATERIALS	617,945.25
730200	329,164.00
CRUSHED CONCRETE/REJECT	329,164.00
730240	219,057.98
FUEL	219,057.98
730250	48,518.56
SHOP SUPPLIES	48,518.56
730260	196,986.50
VEHICLE SUPPLIES	196,986.50
730310	17,222.26
UNIFORMS	17,222.26
730350	154,522.14
AGRICULTURE SUPPLIES	154,522.14
740140	101,291.40
VEHICLE MAINTENANCE	101,291.40
740150	49,012.43
LANDSCAPE MAINTENANCE	49,012.43
740410	4,066.39
TOLLS	4,066.39
740430	6,379.00

STRIPING/SEALANT SERVICES	6,379.00
740440	20,850.95
CONCRETE/CURB REPAIR	20,850.95
740510	335.00
PROFESSIONAL DEVELOPMENT	335.00
740512	126,656.20
PROFESSIONAL SERVICES	126,656.20
740530	21,441.60
MOBILE PHONE AND DATA	21,441.60
740540	1,666.19
TRAVEL EXPENSE	1,666.19
740550	12,215.77
SAFETY PROGRAM	12,215.77
740580	728.75
PRINTING	728.75
740620	155,457.32
ELECTRICITY	155,457.32
740628	8,583.41
TELEPHONE-FIBER OPTIC-RESTRICTED	8,583.41
740640	10,988.64
CONTRACT SERVICES	10,988.64
740650	23,732.89
SIGN AND SIGNAL MAINTENANCE	23,732.89
740660	9,157.07
EQUIPMENT RENTAL	9,157.07
740662	88,868.12
LEASE TO PURCHASE	88,868.12
750300	5,652.26
CAPITAL OUTLAY-BUILDING	5,652.26
750400	632,937.91
CAPITAL OUTLAY-FURNITURE FIXTURES AND EQUIPMENT	632,937.91
750600	599,647.84
CAPITAL OUTLAY-VEHICLES	599,647.84
750800	68,263.60
MAJOR PROJECTS	68,263.60
790100	(329,256.16)
REIMBURSEMENTS CLEARING	(329,256.16)
740260	51.55
INTEREST ON CREDIT CARDS	51.55
9500	1,558,102.35
COUNTY ENGINEER	1,558,102.35
710100	128,353.24
SALARY/OFFICIAL-DEPARTMENT HEAD	128,353.24
710110	1,027,317.26
SALARY/REGULAR	1,027,317.26
710140	4,991.84
SALARY/CELL PHONE ALLOWANCE	4,991.84
720100	86,912.42
SOCIAL SECURITY	86,912.42
720110	148,709.39
EMPLOYEE INSURANCE	148,709.39
720120	142,413.25
RETIREMENT	142,413.25
720140	2,169.00

STATE UNEMPLOYMENT TAX	2,169.00
730100	5,459.94
OFFICE SUPPLIES	5,459.94
730330	6,692.00
IT SOFTWARE	6,692.00
740540	1,939.16
TRAVEL EXPENSE	1,939.16
740660	3,024.85
EQUIPMENT RENTAL	3,024.85
740680	120.00
MEMBERSHIP/ASSOCIATION DUES	120.00
201	29,215.16
WORTHLESS CHECK	29,215.16
2800	29,215.16
COUNTY ATTORNEY	29,215.16
710110	19,799.44
SALARY/REGULAR	19,799.44
720100	1,460.65
SOCIAL SECURITY	1,460.65
720110	5,392.18
EMPLOYEE INSURANCE	5,392.18
720120	2,490.89
RETIREMENT	2,490.89
720140	72.00
STATE UNEMPLOYMENT TAX	72.00
202	1,175,955.63
FORFEITURES	1,175,955.63
5100	377,906.50
DISTRICT ATTORNEY	377,906.50
710110	31,676.98
SALARY/REGULAR	31,676.98
710130	314.04
SALARY/OVERTIME	314.04
710150	44,133.36
SALARY/SPECIAL PAY	44,133.36
720100	5,741.65
SOCIAL SECURITY	5,741.65
720110	13,402.36
EMPLOYEE INSURANCE	13,402.36
720120	9,340.26
RETIREMENT	9,340.26
720140	152.27
STATE UNEMPLOYMENT TAX	152.27
730100	29,451.44
OFFICE SUPPLIES	29,451.44
730120	3,074.52
BOOK SUPPLEMENTS	3,074.52
730270	10,000.00
LAW ENFORCEMENT SPECIFIC SUPPLIES	10,000.00
730300	4,500.00
COMMUNITY AWARENESS SUPPLIES	4,500.00
730320	1,378.00
IT HARDWARE	1,378.00
740140	1,214.99

VEHICLE MAINTENANCE	1,214.99
740504	5,376.92
ONLINE SERVICES	5,376.92
740510	4,499.47
PROFESSIONAL DEVELOPMENT	4,499.47
740512	45,500.00
PROFESSIONAL SERVICES	45,500.00
740530	2,416.64
MOBILE PHONE AND DATA	2,416.64
740540	3,370.00
TRAVEL EXPENSE	3,370.00
740680	20,393.66
MEMBERSHIP/ASSOCIATION DUES	20,393.66
740690	2,504.69
COURT COST	2,504.69
750600	39,465.25
CAPITAL OUTLAY-VEHICLES	39,465.25
790920	100,000.00
MONTGOMERY COUNTY MATCH	100,000.00
5300	75.00
FIRE MARSHAL - INVESTIGATIONS	75.00
730100	75.00
OFFICE SUPPLIES	75.00
5601	19,604.66
FORFEITURES	19,604.66
730100	9,676.72
OFFICE SUPPLIES	9,676.72
730280	110.00
CANINE EXPENSES	110.00
740510	20.00
PROFESSIONAL DEVELOPMENT	20.00
740512	300.00
PROFESSIONAL SERVICES	300.00
750600	9,497.94
CAPITAL OUTLAY-VEHICLES	9,497.94
6000	615,183.68
SHERIFF	615,183.68
730100	207,728.22
OFFICE SUPPLIES	207,728.22
730220	4,070.00
REPLACEMENTS	4,070.00
730310	1,402.00
UNIFORMS	1,402.00
730340	4,000.00
BUY MONEY SUPPLY	4,000.00
740510	3,772.48
PROFESSIONAL DEVELOPMENT	3,772.48
740512	27,656.98
PROFESSIONAL SERVICES	27,656.98
740540	17,893.67
TRAVEL EXPENSE	17,893.67
740660	2,010.00
EQUIPMENT RENTAL	2,010.00
740680	5,735.00

MEMBERSHIP/ASSOCIATION DUES	5,735.00
740750	37,241.52
REMODEL	37,241.52
750300	274,641.81
CAPITAL OUTLAY-BUILDING	274,641.81
750400	15,999.00
CAPITAL OUTLAY-FURNITURE FIXTURES AND EQUIPMENT	15,999.00
750600	13,033.00
CAPITAL OUTLAY-VEHICLES	13,033.00
6200	134,018.70
SHERIFF CID	134,018.70
740640	134,018.70
CONTRACT SERVICES	134,018.70
7100	230.00
CONSTABLE PRECINCT 1	230.00
740510	230.00
PROFESSIONAL DEVELOPMENT	230.00
7200	7,649.50
CONSTABLE PRECINCT 2	7,649.50
730260	1,649.50
VEHICLE SUPPLIES	1,649.50
750600	6,000.00
CAPITAL OUTLAY-VEHICLES	6,000.00
7300	1,016.20
CONSTABLE PRECINCT 3	1,016.20
740120	1,016.20
MEDICAL SERVICES	1,016.20
7400	8,089.08
CONSTABLE PRECINCT 4	8,089.08
730100	902.60
OFFICE SUPPLIES	902.60
730220	1,994.98
REPLACEMENTS	1,994.98
730310	750.00
UNIFORMS	750.00
740140	4,441.50
VEHICLE MAINTENANCE	4,441.50
7500	12,182.31
CONSTABLE PRECINCT 5	12,182.31
730100	7,822.31
OFFICE SUPPLIES	7,822.31
730270	4,360.00
LAW ENFORCEMENT SPECIFIC SUPPLIES	4,360.00
208 JAIL COMMISSARY	1,234,765.77
6602	1,234,765.77
SHERIFF COMMISSARY	1,234,765.77
710110	99,691.97
SALARY/REGULAR	99,691.97
720100	7,460.31
SOCIAL SECURITY	7,460.31
720110	21,559.11
EMPLOYEE INSURANCE	21,559.11
720120	12,232.22



RETIREMENT	12,232.22
720130	1,901.08
WORKERS COMPENSATION	1,901.08
720140	381.82
STATE UNEMPLOYMENT TAX	381.82
730100	157,378.37
OFFICE SUPPLIES	157,378.37
730140	49,320.76
JANITOR SUPPLIES	49,320.76
730150	100,922.12
INMATE SUPPLIES	100,922.12
730220	92,221.15
REPLACEMENTS	92,221.15
740504	14,664.00
ONLINE SERVICES	14,664.00
740512	536,887.64
PROFESSIONAL SERVICES	536,887.64
750300	47,703.00
CAPITAL OUTLAY-BUILDING	47,703.00
750400	18,222.22
CAPITAL OUTLAY-FURNITURE FIXTURES AND EQUIPMENT	18,222.22
750600	74,220.00
CAPITAL OUTLAY-VEHICLES	74,220.00
<b>284</b>	<b>255,704.49</b>
LAW LIBRARY	255,704.49
3260	255,704.49
LAW LIBRARY	255,704.49
710110	123,757.52
SALARY/REGULAR	123,757.52
720100	9,207.75
SOCIAL SECURITY	9,207.75
720110	21,568.34
EMPLOYEE INSURANCE	21,568.34
720120	15,185.12
RETIREMENT	15,185.12
720140	436.19
STATE UNEMPLOYMENT TAX	436.19
730100	2,865.07
OFFICE SUPPLIES	2,865.07
730120	7,250.11
BOOK SUPPLEMENTS	7,250.11
740504	15,761.25
ONLINE SERVICES	15,761.25
740510	520.00
PROFESSIONAL DEVELOPMENT	520.00
740580	83.96
PRINTING	83.96
750700	59,069.18
CAPITAL OUTLAY-BOOKS	59,069.18
<b>285</b>	<b>21,834.72</b>
PRE-TRIAL DIVERSION	21,834.72
5100	7,618.44
DISTRICT ATTORNEY	7,618.44
710110	6,239.02

SALARY/REGULAR	6,239.02
720100	477.28
SOCIAL SECURITY	477.28
720120	765.52
RETIREMENT	765.52
720140	136.62
STATE UNEMPLOYMENT TAX	136.62
5103	14,216.28
PRE-TRIAL DIVERSION	14,216.28
710110	10,812.42
SALARY/REGULAR	10,812.42
720100	827.14
SOCIAL SECURITY	827.14
720120	1,326.67
RETIREMENT	1,326.67
720140	11.35
STATE UNEMPLOYMENT TAX	11.35
740660	1,238.70
EQUIPMENT RENTAL	1,238.70
206	892,794.97
COUNTY CLERK RECORDS MGMT & PRESERVATION	13,497.67
1206	13,497.67
COUNTY CLERK RECORDS MANAGEMENT/PRESERVATION	122.33
730100	122.33
OFFICE SUPPLIES	59.46
740110	59.46
IT SOFTWARE MAINTENANCE	52.00
740504	52.00
ONLINE SERVICES	11,732.59
740512	11,732.59
PROFESSIONAL SERVICES	151.96
740530	151.96
MOBILE PHONE AND DATA	54.73
740640	54.73
CONTRACT SERVICES	974.60
740656	974.60
RENT AND LEASES	350.00
740660	350.00
EQUIPMENT RENTAL	879,297.30
2300	879,297.30
COUNTY CLERK	192,244.71
710110	192,244.71
SALARY/REGULAR	14,480.48
720100	14,480.48
SOCIAL SECURITY	43,134.13
720110	43,134.13
EMPLOYEE INSURANCE	23,588.38
720120	23,588.38
RETIREMENT	754.95
720140	754.95
STATE UNEMPLOYMENT TAX	11,963.45
730100	11,963.45
OFFICE SUPPLIES	468.00
740504	

ONLINE SERVICES	468.00
740510	465.00
PROFESSIONAL DEVELOPMENT	465.00
740512	111,773.01
PROFESSIONAL SERVICES	111,773.01
740530	607.84
MOBILE PHONE AND DATA	607.84
740540	1,081.10
TRAVEL EXPENSE	1,081.10
740640	68.55
CONTRACT SERVICES	68.55
740656	8,526.59
RENT AND LEASES	8,526.59
750300	470,141.11
CAPITAL OUTLAY-BUILDING	470,141.11
2467	575,340.28
COUNTY RECORDS MANAGEMENT	575,340.28
6404	575,340.28
SHERIFF RECORDS	575,340.28
710110	380,875.18
SALARY/REGULAR	380,875.18
710130	347.10
SALARY/OVERTIME	347.10
720100	28,635.19
SOCIAL SECURITY	28,635.19
720110	106,930.01
EMPLOYEE INSURANCE	106,930.01
720120	46,775.60
RETIREMENT	46,775.60
720140	1,583.82
STATE UNEMPLOYMENT TAX	1,583.82
730100	5,285.67
OFFICE SUPPLIES	5,285.67
740510	1,375.00
PROFESSIONAL DEVELOPMENT	1,375.00
740580	1,011.27
PRINTING	1,011.27
740660	2,521.44
EQUIPMENT RENTAL	2,521.44
2468	14,417.63
DISTRICT CLERK RECORDS MGMT & PRESERVATION	14,417.63
2700	14,417.63
DISTRICT CLERK	14,417.63
730100	11,032.03
OFFICE SUPPLIES	11,032.03
730320	2,724.60
IT HARDWARE	2,724.60
740640	661.00
CONTRACT SERVICES	661.00
2469	5,262.86
DISTRICT CLERK RECORDS PRESERVATION	5,262.86
2700	5,262.86
DISTRICT CLERK	5,262.86
730100	4,390.40

OFFICE SUPPLIES	4,390.40
740512	36.00
PROFESSIONAL SERVICES	36.00
740970	836.46
FREIGHT AND HANDLING	836.46
241	11,784.49
COUNTY AND DISTRICT COURT TECHNOLOGY	11,784.49
8107	11,784.49
COURT TECHNOLOGY COUNTY/DISTRICT	11,784.49
730100	8,110.70
OFFICE SUPPLIES	8,110.70
730380	560.00
AUDIO/VISUAL SUPPLIES	560.00
740530	3,113.79
MOBILE PHONE AND DATA	3,113.79
242	32,026.08
COURT GUARDIANSHIP	32,026.08
8105	32,026.08
COURT GUARDIANSHIP	32,026.08
740270	4,170.08
APPOINTED ATTORNEY	4,170.08
740310	27,856.00
APPOINTED ATTORNEY-CIVIL	27,856.00
243	67,105.54
COURT REPORTER SERVICE	67,105.54
8106	67,105.54
COURT REPORTER	67,105.54
730100	10,231.00
OFFICE SUPPLIES	10,231.00
740484	27,939.27
COURT REPORTER TRANSCRIPT	27,939.27
740512	28,792.67
PROFESSIONAL SERVICES	28,792.67
740540	142.60
TRAVEL EXPENSE	142.60
244	302,913.13
COURTHOUSE SECURITY - COUNTY/DISTRICT COURT	302,913.13
6101	302,913.13
SHERIFF COURTHOUSE SECURITY	302,913.13
740640	302,913.13
CONTRACT SERVICES	302,913.13
245	23,094.76
COURTHOUSE SECURITY - JP	23,094.76
8590	23,094.76
JP JUSTICE COURT SECURITY	23,094.76
730100	4,015.67
OFFICE SUPPLIES	4,015.67
750300	19,079.09
CAPITAL OUTLAY-BUILDING	19,079.09
246	71,099.48
JUSTICE COURT TECHNOLOGY	71,099.48
1216	20,000.00
JUSTICE COURT TECHNOLOGY	20,000.00
730330	20,000.00

IT SOFTWARE	20,000.00
8591	51,099.48
JP JUSTICE COURT TECHNOLOGY	51,099.48
730100	46,480.94
OFFICE SUPPLIES	46,480.94
740510	600.00
PROFESSIONAL DEVELOPMENT	600.00
740512	33.45
PROFESSIONAL SERVICES	33.45
740530	3,297.04
MOBILE PHONE AND DATA	3,297.04
740540	385.00
TRAVEL EXPENSE	385.00
740640	303.05
CONTRACT SERVICES	303.05
217	277,592.52
JUVENILE CASE MANAGER	277,592.52
8592	277,592.52
JP JUVENILE CASE MANAGER	277,592.52
710110	185,819.73
SALARY/REGULAR	185,819.73
710130	864.29
SALARY/OVERTIME	864.29
720100	13,811.83
SOCIAL SECURITY	13,811.83
720110	53,470.42
EMPLOYEE INSURANCE	53,470.42
720120	22,906.25
RETIREMENT	22,906.25
720140	720.00
STATE UNEMPLOYMENT TAX	720.00
218	9,388.63
CC VITAL RECORDS PRESERVATION	9,388.63
2300	9,388.63
COUNTY CLERK	9,388.63
730100	1,938.31
OFFICE SUPPLIES	1,938.31
730170	6,251.00
BIRTH CERTIFICATES	6,251.00
740510	600.00
PROFESSIONAL DEVELOPMENT	600.00
740540	599.32
TRAVEL EXPENSE	599.32
219	767,561.13
CONTRACT ELECTION SERVICE	767,561.13
2502	216,402.89
CONTRACT ELECTION DIRECT PAID	216,402.89
710120	122,720.90
SALARY/OTHER	122,720.90
730100	11,013.81
OFFICE SUPPLIES	11,013.81
740140	12.65
VEHICLE MAINTENANCE	12.65
740512	79,257.00

PROFESSIONAL SERVICES	79,257.00
740540	2,298.53
TRAVEL EXPENSE	2,298.53
740656	1,100.00
RENT AND LEASES	1,100.00
2503	551,158.24
CONTRACT ELECTION MOCO PAYABLE	551,158.24
710110	211,026.64
SALARY/REGULAR	211,026.64
710130	104,169.57
SALARY/OVERTIME	104,169.57
720100	23,653.15
SOCIAL SECURITY	23,653.15
720110	39,762.16
EMPLOYEE INSURANCE	39,762.16
720120	27,855.18
RETIREMENT	27,855.18
720140	701.73
STATE UNEMPLOYMENT TAX	701.73
730100	74,087.72
OFFICE SUPPLIES	74,087.72
730210	2,521.10
DATA PROCESSING SUPPLIES	2,521.10
730250	99.96
SHOP SUPPLIES	99.96
740140	56.23
VEHICLE MAINTENANCE	56.23
740512	40,216.26
PROFESSIONAL SERVICES	40,216.26
740530	2,076.86
MOBILE PHONE AND DATA	2,076.86
740540	202.57
TRAVEL EXPENSE	202.57
740570	837.00
ADVERTISING	837.00
740580	19,011.50
PRINTING	19,011.50
750400	4,707.75
CAPITAL OUTLAY-FURNITURE FIXTURES AND EQUIPMENT	4,707.75
730101	172.86
FOOD SUPPLIES	172.86
220	37,495,845.90
GRANTS	37,495,845.90
1220	626,611.88
GRANTS	626,611.88
770100	626,611.88
TRANSFERS OUT	626,611.88
2000	9,984,549.23
COUNTY JUDGE	9,984,549.23
710110	18,471.85
SALARY/REGULAR	18,471.85
710130	11,608.72
SALARY/OVERTIME	11,608.72
720100	2,268.86

SOCIAL SECURITY	2,268.86
720110	1,649.21
EMPLOYEE INSURANCE	1,649.21
720120	1,756.30
RETIREMENT	1,756.30
720140	25.81
STATE UNEMPLOYMENT TAX	25.81
730100	10,344.50
OFFICE SUPPLIES	10,344.50
730140	32,957.74
JANITOR SUPPLIES	32,957.74
730220	19,856.78
REPLACEMENTS	19,856.78
730320	1,765,993.93
IT HARDWARE	1,765,993.93
730330	39,823.47
IT SOFTWARE	39,823.47
730390	564,551.35
MEDICAL SUPPLIES	564,551.35
740512	3,081.57
PROFESSIONAL SERVICES	3,081.57
740540	54.54
TRAVEL EXPENSE	54.54
740560	7,000.00
TRANSPORTATION	7,000.00
740640	7,376,834.75
CONTRACT SERVICES	7,376,834.75
740660	12,034.12
EQUIPMENT RENTAL	12,034.12
740750	129.60
REMODEL	129.60
740970	571.46
FREIGHT AND HANDLING	571.46
750300	21,440.67
CAPITAL OUTLAY-BUILDING	21,440.67
750600	94,094.00
CAPITAL OUTLAY-VEHICLES	94,094.00
2600	680,967.51
INFORMATION TECHNOLOGY	680,967.51
730320	645,106.51
IT HARDWARE	645,106.51
730330	35,861.00
IT SOFTWARE	35,861.00
2800	13,383,218.06
COUNTY ATTORNEY	13,383,218.06
710110	345,412.28
SALARY/REGULAR	345,412.28
710140	535.95
SALARY/CELL PHONE ALLOWANCE	535.95
720100	26,454.30
SOCIAL SECURITY	26,454.30
720110	59,748.65
EMPLOYEE INSURANCE	59,748.65
720120	43,294.46

RETIREMENT	43,294.46
720140	65.07
STATE UNEMPLOYMENT TAX	65.07
730100	3,928.21
OFFICE SUPPLIES	3,928.21
730120	672.30
BOOK SUPPLEMENTS	672.30
740220	5,047.21
LEGAL/LITIGATION COSTS	5,047.21
740510	800.00
PROFESSIONAL DEVELOPMENT	800.00
740512	12,887,454.96
PROFESSIONAL SERVICES	12,887,454.96
740530	8,475.04
MOBILE PHONE AND DATA	8,475.04
740540	32.00
TRAVEL EXPENSE	32.00
750300	1,297.63
CAPITAL OUTLAY-BUILDING	1,297.63
3200	20,113.49
OTHER	20,113.49
740640	20,113.49
CONTRACT SERVICES	20,113.49
3210	-
NON-DEPARTMENTAL	-
740512	-
PROFESSIONAL SERVICES	-
740620	-
ELECTRICITY	-
4100	1,197.83
ANIMAL SERVICES	1,197.83
730100	1,197.83
OFFICE SUPPLIES	1,197.83
4200	6,600.00
FORENSIC SERVICES	6,600.00
740510	100.00
PROFESSIONAL DEVELOPMENT	100.00
740640	6,500.00
CONTRACT SERVICES	6,500.00
4300	4,374,485.50
MCCD COUNTY APPROPRIATIONS (CDBG)	4,374,485.50
710100	120,337.08
SALARY/OFFICIAL-DEPARTMENT HEAD	120,337.08
710110	229,124.14
SALARY/REGULAR	229,124.14
710140	867.73
SALARY/CELL PHONE ALLOWANCE	867.73
720100	25,773.23
SOCIAL SECURITY	25,773.23
720110	53,920.85
EMPLOYEE INSURANCE	53,920.85
720120	42,985.29
RETIREMENT	42,985.29
720140	720.00



STATE UNEMPLOYMENT TAX	720.00
730100	2,327.72
OFFICE SUPPLIES	2,327.72
730110	61.06
POSTAGE	61.06
740420	54.49
COURIER SERVICE	54.49
740510	1,207.10
PROFESSIONAL DEVELOPMENT	1,207.10
740512	2,324,018.03
PROFESSIONAL SERVICES	2,324,018.03
740530	(3.86)
MOBILE PHONE AND DATA	(3.86)
740540	6,559.69
TRAVEL EXPENSE	6,559.69
740570	6,279.30
ADVERTISING	6,279.30
740580	19.95
PRINTING	19.95
740640	1,170,876.83
CONTRACT SERVICES	1,170,876.83
740656	385,977.08
RENT AND LEASES	385,977.08
740660	2,555.96
EQUIPMENT RENTAL	2,555.96
740820	198.83
DEMOLITION	198.83
740100	625.00
IT HARDWARE MAINTENANCE	625.00
4500	46,408.76
MEMORIAL LIBRARY	46,408.76
730220	46,408.76
REPLACEMENTS	46,408.76
5000	124,498.54
AIRPORT	124,498.54
750800	124,498.54
MAJOR PROJECTS	124,498.54
5100	515,759.82
DISTRICT ATTORNEY	515,759.82
710110	235,816.38
SALARY/REGULAR	235,816.38
710130	88,921.12
SALARY/OVERTIME	88,921.12
710150	22,475.00
SALARY/SPECIAL PAY	22,475.00
720100	25,758.89
SOCIAL SECURITY	25,758.89
720110	36,252.39
EMPLOYEE INSURANCE	36,252.39
720120	41,083.83
RETIREMENT	41,083.83
720130	3,479.35
WORKERS COMPENSATION	3,479.35
720140	713.69

STATE UNEMPLOYMENT TAX	713.69
730100	8,224.19
OFFICE SUPPLIES	8,224.19
740120	1,620.00
MEDICAL SERVICES	1,620.00
740510	735.00
PROFESSIONAL DEVELOPMENT	735.00
740512	15,900.96
PROFESSIONAL SERVICES	15,900.96
740530	82.25
MOBILE PHONE AND DATA	82.25
740540	444.77
TRAVEL EXPENSE	444.77
740640	34,252.00
CONTRACT SERVICES	34,252.00
5200	3,966,615.71
OFFICE OF HOMELAND SECURITY & EMERGENCY MANAGEMENT	3,966,615.71
710110	108,631.98
SALARY/REGULAR	108,631.98
720100	7,995.69
SOCIAL SECURITY	7,995.69
720110	31,428.98
EMPLOYEE INSURANCE	31,428.98
720120	13,329.19
RETIREMENT	13,329.19
720130	290.15
WORKERS COMPENSATION	290.15
720140	290.20
STATE UNEMPLOYMENT TAX	290.20
730100	151,965.07
OFFICE SUPPLIES	151,965.07
730140	3,073.34
JANITOR SUPPLIES	3,073.34
730220	10,723.38
REPLACEMENTS	10,723.38
730240	20.00
FUEL	20.00
730260	2,251.89
VEHICLE SUPPLIES	2,251.89
730300	700.36
COMMUNITY AWARENESS SUPPLIES	700.36
730330	13,273.12
IT SOFTWARE	13,273.12
730390	178,521.81
MEDICAL SUPPLIES	178,521.81
740510	1,378.76
PROFESSIONAL DEVELOPMENT	1,378.76
740512	216,210.97
PROFESSIONAL SERVICES	216,210.97
740530	6,062.77
MOBILE PHONE AND DATA	6,062.77
740540	19,140.26
TRAVEL EXPENSE	19,140.26
740640	152,154.64

CONTRACT SERVICES	152,154.64
740656	150,830.00
RENT AND LEASES	150,830.00
740660	6,612.42
EQUIPMENT RENTAL	6,612.42
740694	4,917.68
FOOD SERVICE	4,917.68
740750	487.50
REMODEL	487.50
740820	90,812.95
DEMOLITION	90,812.95
740970	884.72
FREIGHT AND HANDLING	884.72
750300	1,576,812.44
CAPITAL OUTLAY-BUILDING	1,576,812.44
750400	1,151,402.07
CAPITAL OUTLAY-FURNITURE FIXTURES AND EQUIPMENT	1,151,402.07
750600	66,413.37
CAPITAL OUTLAY-VEHICLES	66,413.37
5400	1,627,532.52
JUVENILE PROBATION-ADMINISTRATIVE	1,627,532.52
710110	730,224.38
SALARY/REGULAR	730,224.38
710140	444.52
SALARY/CELL PHONE ALLOWANCE	444.52
720100	54,336.10
SOCIAL SECURITY	54,336.10
720110	175,054.97
EMPLOYEE INSURANCE	175,054.97
720120	89,651.71
RETIREMENT	89,651.71
720140	2,457.00
STATE UNEMPLOYMENT TAX	2,457.00
730100	12,126.14
OFFICE SUPPLIES	12,126.14
730120	48.93
BOOK SUPPLEMENTS	48.93
730240	344.61
FUEL	344.61
730260	25.28
VEHICLE SUPPLIES	25.28
730320	2,287.08
IT HARDWARE	2,287.08
730390	6,228.28
MEDICAL SUPPLIES	6,228.28
740120	20.85
MEDICAL SERVICES	20.85
740140	27.25
VEHICLE MAINTENANCE	27.25
740210	4,225.00
PSYCHOLOGICAL/PSYCHIATRIC SERVICE	4,225.00
740400	4,750.00
AUDIT	4,750.00
740420	13.34

COURIER SERVICE	13.34
740510	7,628.00
PROFESSIONAL DEVELOPMENT	7,628.00
740512	54,162.79
PROFESSIONAL SERVICES	54,162.79
740516	22,005.25
PROFESSIONAL SERVICES-URINALYSIS	22,005.25
740518	15,676.00
PROFESSIONAL SERVICES-POLYGRAPH	15,676.00
740530	9,292.36
MOBILE PHONE AND DATA	9,292.36
740540	8,837.59
TRAVEL EXPENSE	8,837.59
740790	23,232.67
ELECTRONIC MONITORING	23,232.67
740800	55,205.10
PURCHASED RESIDENTIAL SERVICE-INTERNAL CONT	55,205.10
740810	349,227.32
PURCHASED RESIDENTIAL SERVICE-EXTERNAL CONT	349,227.32
5401	862,690.48
JUVENILE PROBATION-DETENTION	862,690.48
710110	286,682.64
SALARY/REGULAR	286,682.64
710130	10,373.44
SALARY/OVERTIME	10,373.44
720100	22,352.95
SOCIAL SECURITY	22,352.95
720110	76,558.22
EMPLOYEE INSURANCE	76,558.22
720120	36,448.58
RETIREMENT	36,448.58
720140	1,149.06
STATE UNEMPLOYMENT TAX	1,149.06
730100	4,192.09
OFFICE SUPPLIES	4,192.09
740210	2,057.50
PSYCHOLOGICAL/PSYCHIATRIC SERVICE	2,057.50
740512	422,876.00
PROFESSIONAL SERVICES	422,876.00
6000	155,697.98
SHERIFF	155,697.98
710130	1,344.58
SALARY/OVERTIME	1,344.58
720100	96.10
SOCIAL SECURITY	96.10
720120	164.98
RETIREMENT	164.98
730140	6,387.62
JANITOR SUPPLIES	6,387.62
730390	104,106.11
MEDICAL SUPPLIES	104,106.11
750400	43,598.59
CAPITAL OUTLAY-FURNITURE FIXTURES AND EQUIPMENT	43,598.59
6200	43,767.20

SHERIFF CID	43,767.20
710110	27,787.76
SALARY/REGULAR	27,787.76
720100	2,115.81
SOCIAL SECURITY	2,115.81
720110	6,622.92
EMPLOYEE INSURANCE	6,622.92
720120	3,409.55
RETIREMENT	3,409.55
720130	62.03
WORKERS COMPENSATION	62.03
720140	107.21
STATE UNEMPLOYMENT TAX	107.21
730100	3,661.92
OFFICE SUPPLIES	3,661.92
6202	76,920.27
SHERIFF ORGANIZED CRIME	76,920.27
710130	44,983.15
SALARY/OVERTIME	44,983.15
720100	3,342.64
SOCIAL SECURITY	3,342.64
720110	319.93
EMPLOYEE INSURANCE	319.93
720120	5,519.42
RETIREMENT	5,519.42
720130	62.14
WORKERS COMPENSATION	62.14
730100	10,682.17
OFFICE SUPPLIES	10,682.17
740540	1,660.82
TRAVEL EXPENSE	1,660.82
740660	10,350.00
EQUIPMENT RENTAL	10,350.00
6300	55,666.54
SHERIFF PATROL	55,666.54
710130	45,801.14
SALARY/OVERTIME	45,801.14
720100	3,455.04
SOCIAL SECURITY	3,455.04
720120	5,619.81
RETIREMENT	5,619.81
720130	790.55
WORKERS COMPENSATION	790.55
6302	541,453.80
SHERIFF PATROL WEST	541,453.80
710110	248,115.81
SALARY/REGULAR	248,115.81
720100	18,698.63
SOCIAL SECURITY	18,698.63
720110	40,124.23
EMPLOYEE INSURANCE	40,124.23
720120	30,443.69
RETIREMENT	30,443.69
720130	3,612.98

WORKERS COMPENSATION	3,612.98
720140	441.00
STATE UNEMPLOYMENT TAX	441.00
730100	1,397.69
OFFICE SUPPLIES	1,397.69
730240	577.95
FUEL	577.95
730330	8,793.84
IT SOFTWARE	8,793.84
740140	13,922.39
VEHICLE MAINTENANCE	13,922.39
740530	3,961.73
MOBILE PHONE AND DATA	3,961.73
740540	2,156.94
TRAVEL EXPENSE	2,156.94
740620	3,692.78
ELECTRICITY	3,692.78
740640	163,444.14
CONTRACT SERVICES	163,444.14
740660	2,070.00
EQUIPMENT RENTAL	2,070.00
7100	10,386.28
CONSTABLE PRECINCT 1	10,386.28
710130	5,881.47
SALARY/OVERTIME	5,881.47
720100	433.72
SOCIAL SECURITY	433.72
720120	721.63
RETIREMENT	721.63
720130	128.96
WORKERS COMPENSATION	128.96
730100	3,220.50
OFFICE SUPPLIES	3,220.50
7300	370.28
CONSTABLE PRECINCT 3	370.28
730280	370.28
CANINE EXPENSES	370.28
7400	6,082.81
CONSTABLE PRECINCT 4	6,082.81
710130	3,715.42
SALARY/OVERTIME	3,715.42
720100	278.01
SOCIAL SECURITY	278.01
720120	455.89
RETIREMENT	455.89
720130	63.49
WORKERS COMPENSATION	63.49
730100	1,570.00
OFFICE SUPPLIES	1,570.00
7500	37,458.54
CONSTABLE PRECINCT 5	37,458.54
710130	7,349.67
SALARY/OVERTIME	7,349.67
720100	550.05

SOCIAL SECURITY	550.05
720120	901.79
RETIREMENT	901.79
720130	143.11
WORKERS COMPENSATION	143.11
730100	28,513.92
OFFICE SUPPLIES	28,513.92
8340	131,688.98
359TH DISTRICT COURT	131,688.98
710110	51,144.51
SALARY/REGULAR	51,144.51
720100	3,568.60
SOCIAL SECURITY	3,568.60
720110	10,784.17
EMPLOYEE INSURANCE	10,784.17
720120	6,275.50
RETIREMENT	6,275.50
720140	144.00
STATE UNEMPLOYMENT TAX	144.00
730100	656.20
OFFICE SUPPLIES	656.20
740510	1,420.00
PROFESSIONAL DEVELOPMENT	1,420.00
740512	55,606.80
PROFESSIONAL SERVICES	55,606.80
740540	2,089.20
TRAVEL EXPENSE	2,089.20
9300	76,959.74
COMMISSIONER PRECINCT 3	76,959.74
730100	69,594.74
OFFICE SUPPLIES	69,594.74
730330	7,365.00
IT SOFTWARE	7,365.00
9400	138,144.15
COMMISSIONER PRECINCT 4	138,144.15
730100	4,947.75
OFFICE SUPPLIES	4,947.75
750800	133,196.40
MAJOR PROJECTS	133,196.40
HAVA	63,431.86
2500	63,431.86
ELECTIONS ADMINISTRATOR	63,431.86
730100	6,435.83
OFFICE SUPPLIES	6,435.83
730140	134.70
JANITOR SUPPLIES	134.70
730210	8,576.25
DATA PROCESSING SUPPLIES	8,576.25
730250	76.36
SHOP SUPPLIES	76.36
730320	32,252.00
IT HARDWARE	32,252.00
730390	1,821.31

MEDICAL SUPPLIES	1,821.31
740512	13,905.41
PROFESSIONAL SERVICES	13,905.41
740580	230.00
PRINTING	230.00
300	36,945,029.44
DEBT SERVICE	36,945,029.44
3290	36,945,029.44
DEBT SERVICE	36,945,029.44
780100	12,970,000.00
PRINCIPAL RETIREMENT	12,970,000.00
780200	23,975,029.44
INTEREST AND FISCAL CHARGES	23,975,029.44
33	210,644.21
GL CONVERSION	210,644.21
3333	210,644.21
GL CONVERSION	210,644.21
730100	-
OFFICE SUPPLIES	-
770100	210,644.21
TRANSFERS OUT	210,644.21
40	-
GASB 34 CONVERSION	-
3210	-
NON-DEPARTMENTAL	-
750200	-
CAPITAL OUTLAY-LAND	-
5000	-
AIRPORT	-
750800	-
MAJOR PROJECTS	-
6000	-
SHERIFF	-
750800	-
MAJOR PROJECTS	-
9100	-
COMMISSIONER PRECINCT 1	-
750800	-
MAJOR PROJECTS	-
9200	-
COMMISSIONER PRECINCT 2	-
750800	-
MAJOR PROJECTS	-
9300	-
COMMISSIONER PRECINCT 3	-
750800	-
MAJOR PROJECTS	-
9400	-
COMMISSIONER PRECINCT 4	-
750800	-
MAJOR PROJECTS	-
400	12,408,159.33
LOCAL CAPITAL PROJECTS	12,408,159.33
1400	12,408,159.33




LOCAL CAPITAL PROJECTS	12,408,159.33
730320	464.70
IT HARDWARE	464.70
730330	22,730.00
IT SOFTWARE	22,730.00
740110	623,125.00
IT SOFTWARE MAINTENANCE	623,125.00
740512	782,792.29
PROFESSIONAL SERVICES	782,792.29
750200	1,299,773.38
CAPITAL OUTLAY-LAND	1,299,773.38
750300	43,098.00
CAPITAL OUTLAY-BUILDING	43,098.00
750400	2,970,680.71
CAPITAL OUTLAY-FURNITURE FIXTURES AND EQUIPMENT	2,970,680.71
750500	1,600,087.09
CAPITAL OUTLAY-INTANGIBLES	1,600,087.09
750800	5,065,408.16
MAJOR PROJECTS	5,065,408.16
1402	580,605.26
C/P CERTIFICATES OF OBLIGATION 2012	580,605.26
1402	580,605.26
C/P CERTIFICATES OF OBLIGATION 2012	580,605.26
740512	364,928.73
PROFESSIONAL SERVICES	364,928.73
750800	215,676.53
MAJOR PROJECTS	215,676.53
1904	833,111.17
C/P ROAD BONDS 2016	833,111.17
1903	833,111.17
CAPITAL ROAD PROJECTS	833,111.17
750800	833,111.17
MAJOR PROJECTS	833,111.17
1905	7,492,627.40
C/P ROAD BONDS 2016A	7,492,627.40
1903	7,492,627.40
CAPITAL ROAD PROJECTS	7,492,627.40
750800	7,492,627.40
MAJOR PROJECTS	7,492,627.40
1906	5,161,028.16
C/P ROAD BONDS 2018	5,161,028.16
1903	5,161,028.16
CAPITAL ROAD PROJECTS	5,161,028.16
750800	5,161,028.16
MAJOR PROJECTS	5,161,028.16
1907	14,664,424.28
C/P ROAD BONDS 2018B	14,664,424.28
1903	14,664,424.28
CAPITAL ROAD PROJECTS	14,664,424.28
750800	14,664,424.28
MAJOR PROJECTS	14,664,424.28
1908	291,251.60
C/P SHERIFF'S PROJECTS	291,251.60
1408	291,251.60

SHERIFF PROJECTS	291,251.60
750800	291,251.60
MAJOR PROJECTS	291,251.60
300	291,251.60
SELF INSURANCE	43,758,398.04
1500	-
SELF INSURANCE	-
750400	-
CAPITAL OUTLAY-FURNITURE FIXTURES AND EQUIPMENT	-
2200	843,261.30
RISK MANAGEMENT	843,261.30
740120	843,261.30
MEDICAL SERVICES	843,261.30
2201	42,915,136.74
SELF INSURANCE	42,915,136.74
730100	1,172.98
OFFICE SUPPLIES	1,172.98
740120	29,120,835.13
MEDICAL SERVICES	29,120,835.13
740130	2,464,301.10
PHYSICIAN SERVICES	2,464,301.10
740190	5,842,223.35
RX CLAIMS	5,842,223.35
740512	5,000.00
PROFESSIONAL SERVICES	5,000.00
740620	803.41
ELECTRICITY	803.41
740640	20,686.32
CONTRACT SERVICES	20,686.32
740660	1,909.08
EQUIPMENT RENTAL	1,909.08
740700	1,207,862.72
INSURANCE/BOND PREMIUMS	1,207,862.72
740710	742,246.97
ADMINISTRATIVE CHARGES	742,246.97
740740	15,425.10
BANK SERVICE CHARGES	15,425.10
740910	13,149.44
PCORI FEE	13,149.44
740940	840,810.59
INSURANCE PREMIUMS	840,810.59
740960	134,610.60
PRE-CERTIFICATION/ UTILIZATION REVIEW FEES	134,610.60
740962	61,829.57
EMPLOYEE ASSISTANCE PROGRAM FEES	61,829.57
740964	359,181.15
PREFERRED PROVIDER ORGANIZATION FEES	359,181.15
740968	2,073,879.54
STOP LOSS PREMIUMS	2,073,879.54
750400	8,235.69
CAPITAL OUTLAY-FURNITURE FIXTURES AND EQUIPMENT	8,235.69
760100	974.00
LOSS ON DISPOSAL	974.00
2203	-

WORKERS COMPENSATION	-
740512	-
PROFESSIONAL SERVICES	-
740700	-
INSURANCE/BOND PREMIUMS	-
740710	-
ADMINISTRATIVE CHARGES	-
740940	-
INSURANCE PREMIUMS	-
740950	-
BONDS-NOTARIES	-
760600	-
SETTLEMENT COSTS	-
501	999,819.00
WORKERS' COMPENSATION	999,819.00
2203	999,819.00
WORKERS COMPENSATION	999,819.00
720130	(1,748.41)
WORKERS COMPENSATION	(1,748.41)
740120	741,525.41
MEDICAL SERVICES	741,525.41
740700	260,042.00
INSURANCE/BOND PREMIUMS	260,042.00
502	2,689,109.63
PROPERTY/CASUALTY	2,689,109.63
2202	2,397,213.16
PROPERTY/CASUALTY	2,397,213.16
740512	3,326.47
PROFESSIONAL SERVICES	3,326.47
740700	65,574.00
INSURANCE/BOND PREMIUMS	65,574.00
740710	780,537.41
ADMINISTRATIVE CHARGES	780,537.41
740930	9,463.50
DAMAGE REPAIRS	9,463.50
740940	1,222,999.32
INSURANCE PREMIUMS	1,222,999.32
740950	4,573.00
BONDS-NOTARIES	4,573.00
740952	6,247.64
BONDS-SURETY	6,247.64
750600	44,246.82
CAPITAL OUTLAY-VEHICLES	44,246.82
760600	260,245.00
SETTLEMENT COSTS	260,245.00
2203	291,896.47
WORKERS COMPENSATION	291,896.47
740920	961.00
APPRAISALS	961.00
740930	271,562.83
DAMAGE REPAIRS	271,562.83
740952	19,372.64
BONDS-SURETY	19,372.64
999	9,892,305.96

DEFAULT ZONE FUND	9,892,305.96
1903	9,892,305.96
CAPITAL ROAD PROJECTS	9,892,305.96
730200	21,377.50
CRUSHED CONCRETE/REJECT	21,377.50
740512	84,205.89
PROFESSIONAL SERVICES	84,205.89
740640	1,150.00
CONTRACT SERVICES	1,150.00
740650	21,170.00
SIGN AND SIGNAL MAINTENANCE	21,170.00
750200	1,202,974.90
CAPITAL OUTLAY-LAND	1,202,974.90
750800	8,561,427.67
MAJOR PROJECTS	8,561,427.67
(blank)	
(blank)	
(blank)	
(blank)	
(blank)	
(blank)	



**Montgomery County, Texas**  
**Office of the County Auditor**  
501 North Thompson, Suite 205, Conroe, Texas 77301  
P. O. Box 539, Conroe, Texas 77305

Rakesh Pandey, CPA  
County Auditor

Angela H. Blocker  
1<sup>st</sup> Assistant County Auditor

Date: 9/1/2020  
To: Rakesh Pandey, CPA, County Auditor  
From: Janet Browning, CIA, CFE, Internal Audit Manager *J.B.*  
Re: Commissioners Court September 8, 2020 Meeting Submission for Consent Agenda

---

Consider and accept the following completed Audits:

- County Clerk Registry Funds - FY 2019



**OFFICE OF COUNTY AUDITOR  
INTERNAL AUDIT REPORT**

---

**COUNTY CLERK REGISTRY FUNDS  
FISCAL YEAR 2019**

---


**COUNTY CLERK'S OFFICE**

Mark Turnbull, County Clerk  
Darin Bailey, Admin Manager II

**AUDIT STAFF**

Rakesh Pandey, County Auditor, CPA  
Janet Browning, Internal Audit Manager, CIA, CFE  
Eric Grove, Internal Audit Lead

---



**Montgomery County, Texas**  
**Office of the County Auditor**  
501 North Thompson, Suite 205, Conroe, Texas 77301  
P. O. Box 539, Conroe, Texas 77305

Rakesh Pandey, CPA  
County Auditor

Angela H. Blocker  
1<sup>st</sup> Assistant County Auditor

Date: 9/1/2020

To: Mark Turnbull, County Clerk  
Darin Bailey, Admin Manager II

From: Rakesh Pandey, County Auditor, CPA  
Janet Browning, Internal Audit Manager, CIA, CFE

Re: County Clerk Registry Fund – FY 2019

---

The Auditor's Office has completed the required audit of the Montgomery County Clerk's Registry Fund.

The Objective and Scope of the audit was to ensure the County Clerk's Office was compliant with certain statutory requirements within LGC §117 from October 1, 2018 through September 30, 2019.

Attached is the Internal Audit report for the County Clerk's Registry Fund for Fiscal Year End 2019.

## **INTRODUCTION**

---

The County Clerks office manages and maintains a Registry of the Court account which is used to deposit and disburse certain monies as directed by the courts. Monies could be directed to an interest or non-interest bearing account per the court order. Among other responsibilities with the Registry of the Court account, the County Clerk evaluates the account for unclaimed funds on a yearly basis and any funds deemed unclaimed, per the State Comptroller's Office, are reported accordingly.

## **OBJECTIVES AND SCOPE**

---

The Objective of the audit was to ensure the County Clerk's Office was compliant with certain statutory requirements within Local Government Code (LGC) §117 as well as internal procedures and overall management of the registry fund account.

The Scope of the audit was from October 1, 2018 through September 30, 2019 (Fiscal Year 2019).

## **METHODOLOGY**

---

To achieve the audit Objectives, Internal Audit performed the following:

- Ensure bank reconciliations are completed monthly and accurate to the bank statement
- Determine if unclaimed funds are transferred to the Comptroller (LGC §117.002 - Transfer of Unclaimed Funds to Comptroller and Chapter 74 of the Texas Property Code – Unclaimed Property, Report, Delivery, and Claims Process)
- Verify deposits of registry funds are deposited within three days (LGC §117.052 - Deposits of Registry Funds by County and District Clerks)
- Evaluate accuracy of county expenses paid from interest (LGC §117.054 - County Expenses Paid from Interest)
- Evaluate accuracy of county expenses paid from fee withdrawals (LGC §117.055 - County Expenses Paid from Fees)
- Determine if County Clerk's Office is properly accounting for and disbursing registry funds (LGC §117.058 - Accounting for and Disbursing Registry Funds in Counties with Population of 190,000 or More)

## **AUDIT RESULTS**

---

- Bank reconciliations are being performed monthly and are accurate.
- Unclaimed Funds was compliant with LGC §117.002 for fiscal year 2019
- The County Clerk's Office is compliant with LGC §117.052.
- The County Clerk's Office is compliant with LGC §117.054.
- The County Clerk's Office is compliant with LGC §117.055.
- The County Clerk's Office is compliant with LGC §117.058.



## **ACKNOWLEDGEMENTS**

---

The County Auditor's Office would like to thank the County Clerk's staff for their cooperation and assistance during this audit.



**Montgomery County, Texas**  
**Office of the County Auditor**  
501 North Thompson, Suite 205, Conroe, Texas 77301  
P. O. Box 539, Conroe, Texas 77305

Rakesh Pandey, CPA  
County Auditor

Angela H. Blocker  
1<sup>st</sup> Assistant County Auditor


Date: September 15, 2020  
To: Rakesh Pandey, County Auditor  
From: Starla Terry, Internal Audit Supervisor *ST*  
Re: Commissioners Court September 22, 2020 Meeting Submission for Consent Agenda

---

Consider and accept the following completed audits:

Compliance Audits FY2020

- District Attorney – Quarter 1
- Engineering – Quarter 1, 2, & 3



**OFFICE OF COUNTY AUDITOR  
INTERNAL AUDIT REPORT**

---

**DISTRICT ATTORNEY  
1<sup>st</sup> QTR COMPLIANCE AUDIT FY 2020**

---

**DISTRICT ATTORNEY**  
Brett Ligon

**INTERNAL AUDIT STAFF**  
Rakesh Pandey, County Auditor, CPA  
Janet Browning, Internal Audit Manager, CIA, CFE  
Starla Terry, Internal Audit Supervisor  
Tracie Longoria, Internal Audit Assistant



**Montgomery County, Texas**  
**Office of the County Auditor**  
501 North Thompson, Suite 205, Conroe, Texas 77301  
P. O. Box 539, Conroe, Texas 77305

Rakesh Pandey, CPA  
County Auditor

Angela H. Blocker  
1<sup>st</sup> Assistant County Auditor

Date: September 11, 2020

To: Brett Ligon, District Attorney

From: Starla Terry, Internal Audit Supervisor *ST*

Re: District Attorney's Office – 1<sup>st</sup> Qtr. Compliance Audit FY2020

---

The Auditor's Office has completed an audit of the District Attorney monthly reports for October through December 2019.

The objectives of the audit were to ensure compliance with relevant statutes regarding monthly reports.

Attached is the Internal Audit report for the District Attorney's office.

## **INTRODUCTION**

---

The Montgomery County Auditor's Office has examined a sample of the monthly reports of the District Attorney's office for the months of October 2019 through December 2019.

## **SCOPE**

---

The scope of the review included Q1 FY2020 supporting documentation necessary to verify compliance with certain required Local Government Codes.

## **OBJECTIVES**

---

The objectives of the examination were to verify compliance with submission of the monthly reports, mathematical accuracy of the reports, and to confirm funds collected were deposited with the County Treasurer in a timely manner.

## **METHODOLOGY**

---

To achieve the audit objectives, the Department of Internal Audit performed the following:

- Evaluate whether amounts reported on the monthly fee reports were submitted in compliance with LGC §114.001 General Requirements Applicable to Reports and LGC §114.043 Periodic Report to County Auditor;
- Verify monthly fee reports are mathematically accurate and are therefore approved as submitted in compliance with LGC §115.002 Examination of Books and Reports;
- Verify funds collected were deposited with the County Treasurer in compliance with LGC §113.022 Time for Making Deposits

## **AUDIT RESULTS**

---

- Monthly fee reports were submitted in compliance with LGC §114.001 and LGC §114.043
- Monthly fee reports reviewed were mathematically accurate and therefore approved as submitted in compliance with LGC §115.002
- Funds collected were deposited with the County Treasurer in compliance with LGC §113.022

## **CONCLUSION**

---

The report will be submitted to Commissioners Court September 22, 2020. If you have any questions regarding this report, please contact me at (936)-539-7820.



**OFFICE OF COUNTY AUDITOR  
INTERNAL AUDIT REPORT**

---

**ENGINEERING  
1<sup>st</sup> QTR COMPLIANCE AUDIT FY2020**

---

**COUNTY ENGINEER**  
Jeff Johnson

**INTERNAL AUDIT STAFF**  
Rakesh Pandey, County Auditor, CPA  
Janet Browning, Internal Audit Manager, CIA, CFE  
Starla Terry, Internal Audit Supervisor  
Tracie Longoria, Internal Audit Assistant



**Montgomery County, Texas**  
**Office of the County Auditor**  
501 North Thompson, Suite 205, Conroe, Texas 77301  
P. O. Box 539, Conroe, Texas 77305

Rakesh Pandey, CPA  
County Auditor

Angela H. Blocker  
1<sup>st</sup> Assistant County Auditor

Date: September 11, 2020

To: Jeff Johnson, County Engineer

From: Starla Terry, Internal Audit Supervisor *SA*

Re: Engineering – 1<sup>st</sup> Qtr. Compliance Audit FY2020

---

The Auditor's Office has completed an audit of the Engineering monthly reports for October through December 2019.

The objectives of the audit were to ensure compliance with relevant statutes regarding monthly reports.

Attached is the Internal Audit report for the Engineering office.

## **INTRODUCTION**

---

The Montgomery County Auditor's Office has examined a sample of the monthly reports of the Engineering office for the months of October 2019 through December 2019.

## **SCOPE**

---

The scope of the review included Q1 FY2020 supporting documentation necessary to verify compliance with certain required Local Government Codes.

## **OBJECTIVES**

---

The objectives of the examination were to verify compliance with submission of the monthly reports, mathematical accuracy of the reports, and to confirm funds collected were deposited with the County Treasurer in a timely manner.

## **METHODOLOGY**

---

To achieve the audit objectives, the Department of Internal Audit performed the following:

- Evaluate whether amounts reported on the monthly fee reports were submitted in compliance with LGC §114.001 General Requirements Applicable to Reports and LGC §114.043 Periodic Report to County Auditor;
- Verify monthly fee reports are mathematically accurate and are therefore approved as submitted in compliance with LGC §115.002 Examination of Books and Reports;
- Verify funds collected were deposited with the County Treasurer in compliance with LGC §113.022 Time for Making Deposits

## **AUDIT RESULTS**

---

- November monthly fee report was submitted in compliance with LGC §114.001 and LGC §114.043
- November monthly fee report was mathematically accurate and therefore approved as submitted in compliance with LGC §115.002
- October and December fee reports were submitted in compliance with LGC §114.043
- October and December monthly fee reports were out of compliance with LGC §114.001(b)
- October and December monthly fee reports reviewed were missing the overload permit fee amounts in the report. This was due to a system reporting error, and therefore not submitted in compliance with LGC §115.002 (The overload permit fees were not combined with the plat fees, and therefore were left out of the monthly fee report. The issue was addressed with the Administrative Manager and with the IT department. The overload permit fees were manually corrected to reflect the correct amount of fees collected. In July 2020 the department will be on the new County Finance System and missing fees should not be an issue going forward.)



- Funds collected were deposited with the County Treasurer in compliance with LGC §113.022

**Recommendation:** Monthly reports are due by the fifth business day per the LGC §114.001(b) General Requirements Applicable to Reports. All fees collected by the office shall be reported in the monthly fee report per the LGC §115.002 Examination of Books and Reports.

**Department Response:** We have taken necessary steps to ensure compliance with receipting and reporting requirements moving forward.

The management was unaware of missing overload fees for FY20 Q2 until the communication from Auditor's Office in early July. As such, management has communicated their commitment on rectifying the matter hereon after.

As of September 2020, there were no overload permit fees collected in July or August. Therefore, our office is unable to verify that the new County Finance System does in fact combine all fees. Internal Audit will continue to work with the department to ensure all fees are being reported.

## **CONCLUSION**

---

The report will be submitted to Commissioners Court September 22, 2020. If you have any questions regarding this report, please contact me at (936)-539-7820.



**OFFICE OF COUNTY AUDITOR  
INTERNAL AUDIT REPORT**

---

**ENGINEERING  
2<sup>nd</sup> QTR COMPLIANCE AUDIT FY2020**

---

**COUNTY ENGINEER**  
Jeff Johnson

**INTERNAL AUDIT STAFF**  
Rakesh Pandey, County Auditor, CPA  
Janet Browning, Internal Audit Manager, CIA, CFE  
Starla Terry, Internal Audit Supervisor  
Tracie Longoria, Internal Audit Assistant



**Montgomery County, Texas**  
**Office of the County Auditor**  
501 North Thompson, Suite 205, Conroe, Texas 77301  
P. O. Box 539, Conroe, Texas 77305

Rakesh Pandey, CPA  
County Auditor

Angela H. Blocker  
1<sup>st</sup> Assistant County Auditor

Date: September 11, 2020

To: Jeff Johnson, County Engineer

From: Starla Terry, Internal Audit Supervisor *ST*

Re: Engineering – 2<sup>nd</sup> Qtr. Compliance Audit FY2020

---

The Auditor's Office has completed an audit of the Engineering monthly reports for January through March 2020.

The objectives of the audit were to ensure compliance with relevant statutes regarding monthly reports.

Attached is the Internal Audit report for the Engineering office.

## **INTRODUCTION**

---

The Montgomery County Auditor's Office has examined a sample of the monthly reports of the Engineering office for the months of January 2020 through March 2020.

## **SCOPE**

---

The scope of the review included Q2 FY2020 supporting documentation necessary to verify compliance with certain required Local Government Codes.

## **OBJECTIVES**

---

The objectives of the examination were to verify compliance with submission of the monthly reports, mathematical accuracy of the reports, and to confirm funds collected were deposited with the County Treasurer in a timely manner.

## **METHODOLOGY**

---

To achieve the audit objectives, the Department of Internal Audit performed the following:

- Evaluate whether amounts reported on the monthly fee reports were submitted in compliance with LGC §114.001 General Requirements Applicable to Reports and LGC §114.043 Periodic Report to County Auditor;
- Verify monthly fee reports are mathematically accurate and are therefore approved as submitted in compliance with LGC §115.002 Examination of Books and Reports;
- Verify funds collected were deposited with the County Treasurer in compliance with LGC §113.022 Time for Making Deposits

## **AUDIT RESULTS**

---

- Monthly fee reports were submitted in compliance with LGC §114.043
- Monthly fee reports were submitted out of compliance with LGC §114.001(b)
- January and February monthly fee reports were mathematically accurate and therefore approved as submitted in compliance with LGC §115.002
- March monthly fee report was reviewed and missing the overload permit fee amount in the report. This was due to a system reporting error, and therefore not submitted in compliance with LGC §115.002 (This was a previous finding in Q1. The overload permit fees were not combined with the plat fees, and therefore were left out of the monthly fee report. The issue was addressed with the Administrative Manager and with the IT department. The overload permit fees were manually corrected to reflect the correct amount of fees collected. In July 2020 the department will be on the new County Finance System and missing fees should not be an issue going forward.)
- Funds collected were deposited with the County Treasurer in compliance with LGC §113.022

**Recommendation:** Monthly reports are due by the fifth business day per the LGC §114.001(b) General Requirements Applicable to Reports. All fees collected by the office shall be reported in the monthly fee report per the LGC §115.002 Examination of Books and Reports.

**Department Response:** We have taken necessary steps to ensure compliance with receipting and reporting requirements moving forward.


The management was unaware of missing overload fees for FY20 Q3 until the communication from Auditor's Office in early July. As such, management has communicated their commitment on rectifying the matter hereon after.

As of September 2020, there were no overload permit fees collected in July or August. Therefore, our office is unable to verify that the new County Finance System does in fact combine all fees. Internal Audit will continue to work with the department to ensure all fees are being reported.

## **CONCLUSION**

---

The report will be submitted to Commissioners Court September 22, 2020. If you have any questions regarding this report, please contact me at (936)-539-7820.



**OFFICE OF COUNTY AUDITOR  
INTERNAL AUDIT REPORT**

---

**ENGINEERING  
3<sup>rd</sup> QTR COMPLIANCE AUDIT FY2020**

---

**COUNTY ENGINEER**  
Jeff Johnson

**INTERNAL AUDIT STAFF**  
Rakesh Pandey, County Auditor, CPA  
Janet Browning, Internal Audit Manager, CIA, CFE  
Starla Terry, Internal Audit Supervisor  
Tracie Longoria, Internal Audit Assistant



**Montgomery County, Texas**  
**Office of the County Auditor**  
501 North Thompson, Suite 205, Conroe, Texas 77301  
P. O. Box 539, Conroe, Texas 77305

Rakesh Pandey, CPA  
County Auditor

Angela H. Blocker  
1<sup>st</sup> Assistant County Auditor

Date: September 11, 2020

To: Jeff Johnson, County Engineer

From: Starla Terry, Internal Audit Supervisor *ST*

Re: Engineering – 3<sup>rd</sup> Qtr. Compliance Audit FY2020

---

The Auditor's Office has completed an audit of the Engineering monthly reports for April through June 2020.

The objectives of the audit were to ensure compliance with relevant statutes regarding monthly reports.

Attached is the Internal Audit report for the Engineering office.

## **INTRODUCTION**

---

The Montgomery County Auditor's Office has examined a sample of the monthly reports of the Engineering office for the months of April 2020 through June 2020.

## **SCOPE**

---

The scope of the review included Q3 FY2020 supporting documentation necessary to verify compliance with certain required Local Government Codes.

## **OBJECTIVES**

---

The objectives of the examination were to verify compliance with submission of the monthly reports, mathematical accuracy of the reports, and to confirm funds collected were deposited with the County Treasurer in a timely manner.

## **METHODOLOGY**

---

To achieve the audit objectives, the Department of Internal Audit performed the following:

- Evaluate whether amounts reported on the monthly fee reports were submitted in compliance with LGC §114.001 General Requirements Applicable to Reports and LGC §114.043 Periodic Report to County Auditor;
- Verify monthly fee reports are mathematically accurate and are therefore approved as submitted in compliance with LGC §115.002 Examination of Books and Reports;
- Verify funds collected were deposited with the County Treasurer in compliance with LGC §113.022 Time for Making Deposits

## **AUDIT RESULTS**

---

- Monthly fee reports were submitted in compliance with LGC §114.001 and LGC §114.043
- Monthly fee reports reviewed were mathematically accurate and therefore approved as submitted in compliance with LGC §115.002
- One deposit that comprised of eight receipts is non-compliant with LGC §113.022 Time for Making Deposits

**Recommendation:** Receipts are to be deposited next business day and if not possible, by the fifth business day per the LGC §115.002 Time for Making Deposits.

**Department Response:** We have taken necessary steps to ensure compliance with receipting and reporting requirements moving forward.

After communication in early July from the Auditor's Office, the management was made aware of missing overload fees for FY20 Q1-Q3. However, the department was able to correct the June



monthly fee report before submission to the County Treasurer. Therefore were in compliance with LGC §115.002.

As of September 2020, there were no overload permit fees collected in July or August. Therefore, our office is unable to verify that the new County Finance System does in fact combine all fees. Internal Audit will continue to work with the department to ensure all fees are being reported.

## **CONCLUSION**

The report will be submitted to Commissioners Court September 22, 2020. If you have any questions regarding this report, please contact me at (936)-539-7820.



# **MONTGOMERY COUNTY, TEXAS**

## **FUND BALANCE POLICY**

**Prepared by County Auditor**

**Rakesh Pandey, CPA**

## **Fund Balance Policy**

### Fund Balance Classifications

In accordance with Governmental Accounting Standards Board (GASB) requirements, as outlined in Statement 54, the County's Fund Balances will be classified into 5 categories: Non-spendable, Restricted, Committed, Assigned and Unassigned.

- **Non-spendable Fund Balance** – Represents amounts that cannot be spent because they are either (a) not in spendable form or (b) legally or contractually required to be maintained intact. Examples of fund balances that are classified as non-spendable include inventories and pre-paid items.
- **Restricted Fund Balance** – Represents amounts that are restricted to specific purposes, with constraints placed on the use of resources by (a) external creditors, grantors, contributors, or laws or regulations of other governments; or (b) imposed by law through constitutional provisions or enabling legislation. Examples of fund balances that are classified as restricted would include grant obligations and potential repayments, special revenue fund balances and debt service.
- **Committed Fund Balance** – Represents amounts that can only be used for specific purposes that have imposed constraints by formal action of the government's highest level of decision making authority. The Commissioners Court represents the highest level of decision making authority for Montgomery County. The Court shall approve all commitments, as well as removal of commitments, by quorum vote. Examples of fund balances that are classified as committed would include uses of the proceeds from the sale of the Joe Corley Detention Facility as approved by Commissioners' Court.
- **Assigned Fund Balance** – Represents the amounts that reflect a government's intended use of resources. Such intent would be established at either the highest level of decision making authority, or by an official designated for that purpose. The Commissioners' Court delegates the responsibility of assigning funds to the County Auditor. Assignments may be necessary for items such as other post-employment benefits, claims and judgments, transfers to special revenue funds, etc.
- **Unassigned Fund Balance** – Represents the residual amount in the general fund which has not been restricted, committed, or assigned to specific purposes.

### *Governmental Fund Types:*

- **Debt Service Funds** - Fund balance in these funds will be restricted for the payment of principal and interest on debt service obligations. Any funds that are remaining after all debt is extinguished will be transferred to the general fund to be used for any general purpose.
- **Capital Project Funds** - Fund balance in the capital funds will be classified as restricted to the purpose for which the debt was issued.
- **Special Revenue Funds** - Fund balance in the special revenue funds will be classified as restricted to the extent that the proceeds are generated through enabling legislation or externally imposed by creditors, grantors, contributors, or laws or regulations of other governments.

- General Fund - Fund balance in the general fund will be classified as restricted, nonspendable, committed, assigned or unassigned.

*Order of Resource Use:*

When expenditures are incurred for purposes for which restricted and unrestricted funds are available, it is the County's policy to use restricted funds first. When expenditures are incurred for purposes for which amounts in unrestricted funds are available, the county will consider first reducing committed funds, then assigned, followed by unassigned.

*Minimum Fund Balance Policy:*

Commissioners' Court has established a minimum fund balance policy with the intent to maintain a minimum unassigned fund balance in the general operating fund of 10 to 15 percent of the general fund annual operating expenditures for the fiscal year being closed as presented in its annual financial report. If the actual fund balance drops below 10%, it shall be budgeted for recovery the following year.

First iteration: March 7, 2014

Revised: August 25, 2015

Updated: September 14, 2020, effective upon commissioners' court approval

Reconciliation of Cash and Investment Balances  
County General Ledger to Statement of Balances  
For the 12 Months Ended September 30, 2020

	<u>Cash</u>	<u>Investment</u>
General Ledger Balance	322,503,845	170,950,741
Additions:		
Accounts Classified as Investments for Treasurer but Cash for County		24,399,798
Amounts journalized in following month - MCTRA		14,558
Amounts journalized in following month - County		126,511
Custodial Accounts controlled by Treasurer	2,796,553	
Interfund Clearing closed in following month	48,891	
Subtractions:		
Accounts Classified as Investments for Treasurer but Cash for County	(24,399,798)	
Accounts not handled by Treasurer		
SIT Escrow	(290,068)	
County Attorney Discretionary	(130,446)	
District Attorney State	(5,684)	
Worthless Check Fund	(10,942)	
Forfeitures Fund	(2,297,139)	
Jail Commissary	(1,264,426)	
Contract Election Fund	(946,601)	
Cash held with Agent (TxDOT)	(16,224,019)	
Cash on Hand (various funds)	(34,280)	
Amounts journalized in following month - County	(2,954,962)	
	<u>276,790,924</u>	<u>195,491,608</u>
Statement of Balances	276,790,925	195,491,607
Variance	(1)	1

*Any variance exists due to rounding of amounts*