

# **MONTGOMERY COUNTY, TEXAS**

## **Monthly Report to Commissioners Court and District Judges**



**For the 7 Months Ended  
April 30, 2020**

This page left blank intentionally.

**MONTGOMERY COUNTY, TEXAS**

**MONTHLY REPORT TO COMMISSIONERS COURT AND  
DISTRICT JUDGES**

**Prepared by**

**THE MONTGOMERY COUNTY AUDITOR'S OFFICE**  
**Rakesh Pandey, CPA**  
**County Auditor**

Information is presented based on ledger balances and entries posted by May 14, 2020 for the month ended April 30, 2020.  
This is unaudited information.

This page left blank intentionally.

**MONTGOMERY COUNTY, TEXAS**  
**Monthly Report to Commissioners Court and District Judges**  
**As of April 30, 2020**

**TABLE OF CONTENTS**

---

	<b>Page</b>
County Auditor's Letter of Transmittal	1
Report of Cash Balances	2
Summary of Changes in Fund Balance, All Funds	3
Schedule of Expenditures - All Departments - Budget and Year-to-Date Actual	4-7
Schedule of Bond Indebtedness	8
Other Information of Interest	9

This page left blank intentionally.



**Montgomery County, Texas**  
**Office of the County Auditor**  
501 North Thompson, Suite 205, Conroe, Texas 77301  
P. O. Box 539, Conroe, Texas 77305

Rakesh Pandey, CPA  
County Auditor

Angela H. Blocker  
1<sup>st</sup> Assistant County Auditor

May 26, 2020

The Board of District Judges  
The Commissioners' Court  
Montgomery County, Texas

Honorable Judges and Commissioners:

The required Monthly Report of Montgomery County, Texas is submitted herewith for the period from April 1, 2020 through April 30, 2020. This report was prepared by the County Auditor in compliance with Chapter 114 Section 025 of the Local Government Code.

This Monthly Report presents several segments: **Report of Cash Balances, Summary of Changes in Fund Balance, Schedule of Expenditures, Schedule of Indebtedness, and Other Information.** Included in the Report of Cash Balance are a listing of account balances held by the County. The Summary of Changes in Fund Balance report the aggregate fund balance in each County fund. The Budget Status section is comprised of a Schedule of Expenditures for all departments showing the adjusted budget, the current month's actual activity, the activity for the year to date, current encumbrances and the remainder in the budget. The Schedule of Indebtedness includes a list of County's outstanding bonded debt and capital leases.

This report is designed to provide a general overview of Montgomery County's finances for the District Judges and Commissioners' Court as prescribed in Chapter 114 Section 025 of the Local Government Code. However, the reader should note that the report does not include those disclosures associated with, and usually made a part of, audited financial statements. Questions concerning any of the information provided in this report or requests for additional financial information should be addressed to the Montgomery County Auditor, P.O. Box 539, Conroe, Texas 77305-0539.

Respectfully submitted,

Rakesh Pandey  
Montgomery County Auditor

RP/kgd

**MONTGOMERY COUNTY, TEXAS**  
**Report of Cash & Investment Balances - County's Depository**  
**For the 7 Months Ended April 30, 2020**

	Balance
Cash - County	348,808,356
Cash - Montgomery County Toll Road Authority	33,307,053
<b>Total Cash Balance</b>	<b>\$ 382,115,409</b>

	Balance
Investments - County	196,889,521
Investments - Montgomery County Toll Road Authority	23,211,600
<b>Total Investments</b>	<b>\$ 220,101,121</b>

**MONTGOMERY COUNTY, TEXAS**  
**Summary of Changes in Fund Balance - All Funds**  
**For the 7 Months Ended April 30, 2020**

Fund	Fund Description	Fund Balance, 4/1/2020	Revenues/Other Financing Sources	Expenditures/Other Financing Uses	Fund Balance, 4/30/2020
110	General Fund	\$ 239,342,261	\$ 4,944,644	\$ 18,387,173	\$ 225,899,732
211	Attorney Administration	(53)	185	2,523	(2,391)
212	Forfeitures	2,314,326	29,147	19,450	2,324,023
214	FEMA Disaster Grants	(3,811,154)	105,372,281	878,974	100,682,153
215	Jury	(1,340,210)	412,332	1,063,237	(1,991,115)
216	Road & Bridge	31,109,817	696,016	2,986,799	28,819,034
217	Sheriff Commissary	1,130,649	-	12,424	1,118,225
218	Memorial Library - Special	223,901	-	1,096	222,805
219	Community Development	(945,716)	10,348	363,631	(1,298,999)
221	Law Library	469,508	56,296	14,728	511,076
224	Juvenile Probation - State	2,574,556	160,563	350,484	2,384,635
225	Records Management/Preservation	5,428,504	140,109	30,330	5,538,283
226	Pre-Trial Diversion	57,844	200	1,742	56,302
232	Airport Grants	1,117,954	-	12,338	1,105,616
233	Mental Health Facility	(2,093,547)	4,292,506	1,308,574	890,385
234	Records Management County	205,587	19,374	53,299	171,662
235	Records Management District Clerk	153,229	10,000	948	162,281
236	Digital Preservation County/District	402,355	15,271	-	417,626
237	District Clerk Records Preservation	108,868	15,796	-	124,664
238	Court Guardianship	141,042	4,520	10,770	134,792
239	Court Reporter Service Fund	310,989	25,241	498	335,732
240	Courthouse Security	124,680	55,176	18,003	161,853
241	Court Technology County/District	32,137	2,910	2,283	32,764
242	Justice Court Building Security	196,248	2,523	7,174	191,597
243	Justice Court Technology	682,250	19,741	2,429	699,562
244	Juvenile Case Manager	49,292	11,494	24,275	36,511
254	Contract Election Service	275,712	28	30,616	245,124
255	HAVA Grant Fund	269,949	-	-	269,949
256	Montgomery County Grants	(135,760)	27,461	43,173	(151,472)
260	Federal ARRA Grants	49,031	-	-	49,031
261	CC Vital records Preservation	37,221	4,189	5,538	35,872
358	Debt Service	24,803,931	23,890	-	24,827,821
40011	Revenue/Toll Bonds, Series 2010	5,392,338	7,342	-	5,399,680
40012	Certificates of Obligation, Series 2012	762,423	177	9,500	753,100
40014	Pass-Through Toll Projects	10,673,953	-	-	10,673,953
40016	Sheriff Projects	17,734,657	1,160	42,000	17,693,817
40017	Local Capital Projects	11,415,296	-	3,219,003	8,196,293
40018	Road Bonds, Series 2016	5,156,356	4,616	47,584	5,113,388
40019	Road Bonds, Series 2016A	11,377,230	10,914	1,048,905	10,339,239
40020	Road Bonds, Series 2018	28,338,624	30,444	1,417,274	26,951,794
40021	Road Bonds, Series 2018B	77,260,308	83,621	1,075,455	76,268,474
500	Toll Road Authority	11,610,655	305,995	4,654,442	7,262,208
501	Toll Road Authority Debt Service	10,042,458	19,596	-	10,062,054
670	Self Insurance Medical	6,448,640	2,731,348	2,647,005	6,532,983
671	Self Insurance Workers Compensation	4,829,159	11,108	97,379	4,742,888
672	Self Insurance Accident/Liability	2,663,318	-	241,290	2,422,028
673	Wellness Clinic	790,099	108,310	108,310	790,099
	Total - All Funds	\$ 507,780,915	\$ 119,666,872	\$ 40,240,656	\$ 587,207,131

**MONTGOMERY COUNTY, TEXAS**  
**Schedule of Expenditures - All Departments**  
**Budget and Year-to-Date Actual for the 7 Months Ended April 30, 2020**

Page 1 of 4

	Adjusted Budget	Current Month Actual	Year- to-Date Actual	Encumbrances	Unexpended Budget
<b><u>GENERAL ADMINISTRATION:</u></b>					
County Judge	541,206	38,133	301,338	1,826	238,042
Human Resources	634,302	48,791	351,523	1,110	281,669
Risk Management	948,601	81,876	494,863	654	453,084
County Clerk	2,491,632	181,855	1,347,895	1,561	1,142,176
Collections	481,908	38,311	230,004	419	251,485
Veterans' Service	326,248	20,731	171,848	-	154,400
Information Technology Services	8,502,305	643,824	4,549,145	254,729	3,698,431
Purchasing Agent	1,179,272	89,026	643,894	-	535,378
Records Management & Preservation	5,544,355	90,115	600,151	4,223,191	721,013
Permits	518,928	39,465	270,302	928	247,698
Worthless Checks Division	32,355	2,523	18,040	-	14,315
County-Wide	13,034,985	101,719	8,966,837	6,110	4,062,038
<b><u>TOTAL GENERAL ADM</u></b>	<b><u>34,236,097</u></b>	<b><u>1,376,369</u></b>	<b><u>17,945,840</u></b>	<b><u>4,490,528</u></b>	<b><u>11,799,729</u></b>
<b><u>JUDICIAL:</u></b>					
County Court No1	532,537	40,327	289,453	-	243,084
County Court No2	928,893	70,856	506,969	168	421,756
County Court No3	843,986	66,975	464,326	334	379,326
County Court No4	541,102	41,034	294,412	108	246,582
County Court No5	521,357	40,009	281,663	531	239,163
9 <sup>th</sup> District Court	356,912	26,599	193,459	-	163,453
410 <sup>th</sup> District Court	499,478	37,621	270,903	26	228,549
221 <sup>st</sup> District Court	356,093	26,494	196,696	899	158,498
284 <sup>th</sup> District Court	752,041	56,740	407,674	43	344,324
359 <sup>th</sup> District Court	417,112	29,264	225,609	26	191,477
418 <sup>th</sup> District Court	663,986	50,397	354,836	-	309,150
435 <sup>th</sup> District Court	374,848	21,578	195,628	1,545	177,675
Court Operations	7,877,034	691,069	4,324,511	2,797	3,549,726
Drug Court	328,835	25,803	141,590	2,600	184,645
Office of Court Admin	877,814	53,845	380,275	50	497,489
District Attorney	12,751,665	956,120	6,916,542	15,655	5,819,468
District Clerk	3,724,518	274,397	2,003,837	700	1,719,981
Justice of Peace Pct 1	1,010,630	85,970	550,293	-	460,337
Justice of Peace Pct 2	711,184	79,149	381,100	-	330,084
Justice of Peace Pct 3	1,337,134	95,720	713,266	35	623,833
Justice of Peace Pct 4	1,098,888	87,701	571,350	-	527,538
Justice of Peace Pct 5	632,989	61,817	347,295	1,676	284,018
Judicial Technology	1,016,515	995	665,962	26,554	323,999
Court Technology County/District	19,052	2,283	9,013	204	9,835
Court Guardianship	30,000	10,770	27,856	-	2,144

**MONTGOMERY COUNTY, TEXAS**  
**Schedule of Expenditures - All Departments**  
**Budget and Year-to-Date Actual for the 7 Months Ended April 30, 2020**

Page 2 of 4

	Adjusted Budget	Current Month Actual	Year- to-Date Actual	Encumbrances	Unexpended Budget
<b>JUDICIAL (cont'd):</b>					
Court Reporter Service Fund	183,855	498	53,733	-	130,122
Juvenile Case Manager	377,192	24,275	172,013	-	205,179
Justice Court Technology	111,806	2,429	59,555	7,159	45,092
Veterans Treatment Court	164,952	8,232	77,750	5,899	81,303
<b>TOTAL JUDICIAL</b>	<b>39,042,408</b>	<b>2,968,967</b>	<b>21,077,569</b>	<b>67,009</b>	<b>17,897,830</b>
<b>LEGAL:</b>					
County Attorney	3,652,426	258,662	1,958,434	714	1,693,278
Law Library	296,491	14,728	160,100	1,406	134,985
Alternate Dispute Resolution	150,000	30,150	92,840	-	57,160
<b>TOTAL LEGAL</b>	<b>4,098,917</b>	<b>303,540</b>	<b>2,211,374</b>	<b>2,120</b>	<b>1,885,423</b>
<b>ELECTIONS:</b>					
<b>TOTAL ELECTIONS</b>	<b>1,502,381</b>	<b>143,807</b>	<b>1,654,894</b>	<b>42,906</b>	<b>(195,419)</b>
<b>FINANCIAL ADMINISTRATION:</b>					
County Auditor	2,147,019	157,935	1,139,335	38	1,007,646
Budget Office	335,947	24,856	177,532	63	158,352
Financial Technology	587,945	-	113,750	464,021	10,174
County Treasurer	735,728	55,364	403,545	-	332,183
Economic Development	2,390,174	-	1,848,463	-	541,711
Tax Assessor-Collector	4,816,427	373,919	2,491,132	872	2,324,423
<b>TOTAL FINANCIAL ADM</b>	<b>11,013,240</b>	<b>612,074</b>	<b>6,173,757</b>	<b>464,994</b>	<b>4,374,489</b>
<b>PUBLIC FACILITIES:</b>					
Custodial Services	3,411,660	281,746	1,741,257	15,972	1,654,431
Building Maintenance	6,203,439	570,694	3,376,457	36,658	2,790,324
Precinct 2 Parks and Comm. Center	125,028	13,435	75,876	283	48,869
Precinct 3 Parks and Comm. Center	880,500	61,608	428,309	74	452,117
Precinct 4 Parks and Comm. Center	1,066,587	97,706	609,970	297	456,320
Jail	27,588,557	2,453,429	14,930,163	13,779	12,644,615
Convention Center Complex	1,283,376	83,943	610,496	15,016	657,864
<b>TOTAL PUBLIC FACILITIES</b>	<b>40,559,147</b>	<b>3,562,561</b>	<b>21,772,528</b>	<b>82,079</b>	<b>18,704,540</b>
<b>PUBLIC SAFETY:</b>					
Fire Marshal	2,062,990	149,024	1,212,185	61,962	788,843
Constable Pct 1	5,489,308	383,100	2,720,017	351,193	2,418,098
Constable Pct 2	2,252,390	156,266	1,232,264	38,762	981,364
Constable Pct 3	6,524,206	485,117	3,617,736	124,479	2,781,991
Constable Pct 4	4,799,951	464,772	2,573,801	90,541	2,135,609
Constable Pct 5	4,883,676	396,882	2,609,904	38,339	2,235,433
Sheriff	68,092,808	5,641,367	36,010,930	1,916,682	30,165,196
Sheriff Commissary	2,286,147	12,424	1,097,855	371,220	817,072
Law Enforcement Technology	1,309,769	324,448	812,470	72,493	424,806
Juvenile Services	3,614,763	350,484	1,555,737	3,277	2,055,749
Adult Services	5,451,823	358,742	2,637,298	658	2,813,867
Emergency Management	6,698,084	177,829	1,915,298	639,246	4,143,540
Department of Public Safety	122,689	9,519	67,599	-	55,090
Forfeitures	1,988,566	19,450	965,168	375	1,023,023
Justice Court Building Security	37,381	7,174	23,095	-	14,286
Courthouse Security	370,000	18,003	177,890	14,145	177,965
<b>TOTAL PUBLIC SAFETY</b>	<b>115,984,551</b>	<b>8,954,601</b>	<b>59,229,247</b>	<b>3,723,372</b>	<b>53,031,932</b>

**MONTGOMERY COUNTY, TEXAS**  
**Schedule of Expenditures - All Departments**  
**Budget and Year-to-Date Actual for the 7 Months Ended April 30, 2020**

Page 3 of 4

	Adjusted Budget	Current Month Actual	Year- to-Date Actual	Encumbrances	Unexpended Budget
<b><u>HEALTH AND WELFARE:</u></b>					
Forensic Services	2,240,392	187,159	1,166,239	8,408	1,065,745
Medical: Contract Services	90,000	7,500	52,500	-	37,500
Mental Health: Contract Services	221,525	-	108,204	-	113,321
Environmental Health	2,143,756	156,730	1,127,818	16,325	999,613
Mental Health Facility	15,431,525	1,308,574	7,752,035	1,292,514	6,386,976
FEMA Disaster Grants	26,437,191	1,042,880	1,228,271	796,106	24,412,814
Community Development	21,850,780	385,825	2,374,586	2,254,219	17,221,975
Animal Services	5,173,170	362,928	2,567,926	284,863	2,320,381
Animal Shelter	416,409	674	94,144	29,650	292,615
Child Welfare	114,056	4,302	27,078	184	86,794
Welfare:					
Contract Services	1,294,373	301,976	820,413	-	473,960
Precinct 4 EMCID Grant	4,948	-	4,948	-	-
Precinct 3 Vector Control Grant	79,750	11,281	52,140	7,365	20,245
<b><u>TOTAL HEALTH/WELFARE</u></b>	<b><u>75,497,875</u></b>	<b><u>3,769,829</u></b>	<b><u>17,376,302</u></b>	<b><u>4,689,634</u></b>	<b><u>53,431,939</u></b>
<b><u>CONSERVATION:</u></b>					
Extension Agent	770,607	52,680	394,303	267	376,037
Precinct 3 Recycling Center	872,338	104,695	502,312	3,351	366,675
Precinct 1 Recycling Center	420,077	29,403	214,382	525	205,170
<b><u>TOTAL CONSERVATION</u></b>	<b><u>2,063,022</u></b>	<b><u>186,778</u></b>	<b><u>1,110,997</u></b>	<b><u>4,143</u></b>	<b><u>947,882</u></b>
<b><u>CULTURE &amp; RECREATION:</u></b>					
IT Library	111,738	-	48,025	27,417	36,296
Memorial Library	10,461,460	668,647	5,243,358	151,523	5,066,579
Historical Commission	229,844	1,254	186,254	-	43,590
<b><u>TOTAL CULTURE &amp; RECREATION</u></b>	<b><u>10,803,042</u></b>	<b><u>669,901</u></b>	<b><u>5,477,637</u></b>	<b><u>178,940</u></b>	<b><u>5,146,465</u></b>
<b><u>PUBLIC TRANSPORTATION:</u></b>					
Airport	9,203,085	100,804	508,249	31,408	8,663,428
IT Traffic Operations	1,232,561	91,409	618,146	-	614,415
County Engineer	2,407,298	136,759	934,631	57	1,472,610
Commissioner Pct 1	10,937,506	571,593	4,140,686	125,200	6,671,620
Commissioner Pct 2	10,057,661	424,061	4,604,491	556,071	4,897,099
Commissioner Pct 3	12,769,009	803,917	3,411,919	430,616	8,926,474
Commissioner Pct 4	11,429,084	640,930	3,998,039	279,792	7,151,253
<b><u>TOTAL PUBLIC TRANSPORTATION</u></b>	<b><u>58,036,204</u></b>	<b><u>2,769,473</u></b>	<b><u>18,216,161</u></b>	<b><u>1,423,144</u></b>	<b><u>38,396,899</u></b>
<b><u>DEBT SERVICE:</u></b>					
Principal	12,970,000	-	12,970,000	-	-
Interest	23,985,247	806	12,088,087	-	11,897,160
<b><u>TOTAL DEBT SERVICE</u></b>	<b><u>36,955,247</u></b>	<b><u>806</u></b>	<b><u>25,058,087</u></b>	<b><u>-</u></b>	<b><u>11,897,160</u></b>
<b><u>MISCELLANEOUS:</u></b>					
<b><u>TOTAL MISCELLANEOUS</u></b>	<b><u>778,316</u></b>	<b><u>-</u></b>	<b><u>-</u></b>	<b><u>-</u></b>	<b><u>778,316</u></b>
<b><u>TOTAL EXPENDITURES - GOVERNMENTAL FUNDS</u></b>	<b><u>430,570,447</u></b>	<b><u>25,318,706</u></b>	<b><u>197,304,393</u></b>	<b><u>15,168,869</u></b>	<b><u>218,097,185</u></b>

**MONTGOMERY COUNTY, TEXAS**  
**Schedule of Expenditures - All Departments**  
**Budget and Year-to-Date Actual for the 7 Months Ended April 30, 2020**

Page 4 of 4

	Adjusted Budget	Current Month Actual	Year- to-Date Actual	Encumbrances	Unexpended Budget
<b><u>INTERNAL SERVICE FUNDS</u></b>					
<b><u>GENERAL ADMINISTRATION:</u></b>					
Employee Health	-	2,357,270	20,108,384	-	(20,108,384)
Retiree Health	-	288,918	2,364,690	-	(2,364,690)
Optional Health	-	-	1,096,258	-	(1,096,258)
Cobra Coverage	-	817	14,128	-	(14,128)
Employee Life	-	-	87,988	-	(87,988)
Risk Mgt - Workers Comp	-	97,379	598,858	7,280	(606,138)
Risk Mgt-Prop/Caslt/Liab	-	241,290	1,080,427	171,227	(1,251,654)
Wellness Clinic	-	108,310	810,146	-	(810,146)
<b>TOTAL GENERAL ADM</b>	<b>-</b>	<b>3,093,984</b>	<b>26,160,879</b>	<b>178,507</b>	<b>(26,339,386)</b>
<b><u>TOTAL INTERNAL SERVICE FUNDS</u></b>	<b>-</b>	<b>3,093,984</b>	<b>26,160,879</b>	<b>178,507</b>	<b>(26,339,386)</b>
<b><u>ENTERPRISE FUNDS</u></b>					
Montgomery County Toll Road Authority	37,722,030	4,654,442	22,524,669	6,048,672	9,148,689
<b>TOTAL ENTERPRISE FUNDS</b>	<b>37,722,030</b>	<b>4,654,442</b>	<b>22,524,669</b>	<b>6,048,672</b>	<b>9,148,689</b>

**MONTGOMERY COUNTY, TEXAS**

**Schedule of Indebtedness**

**As of April 30, 2020**

	<u>Interest Rate (%)</u>	<u>Issue Date</u>	<u>Maturity Date</u>	<u>Balances Outstanding</u>
<b>GENERAL OBLIGATION BONDS:</b>				
Refunding Bonds, Series 2012	2.00-5.00	2012	2026	18,830,000
Refunding Bonds, Series 2014A	5.00	2014	2025	57,865,000
Refunding Bonds, Series 2016	4.25-5.25	2016	2032	58,925,000
Road Bonds, Series 2016	4.25-5.25	2016	2041	52,405,000
Refunding Bonds, Series 2016A	3.00-5.00	2016	2030	45,405,000
Road Bonds, Series 2016A	4.00-5.00	2016	2042	71,475,000
Road Bonds, Series 2018	4.00-5.00	2018	2043	43,395,000
Road Bonds, Series 2018B	3.50-5.00	2018	2040	88,510,000
Refunding Bonds, Series 2018	4.00	2018	2030	26,965,000
<b>TOTAL GENERAL OBLIGATION BONDS PAYABLE</b>				<u>463,775,000</u>
<b>CERTIFICATES OF OBLIGATION:</b>				
Series 2010	3.00-5.40	2010	2039	23,395,000
Series 2012	2.00-4.00	2012	2032	10,965,000
Series 2012A	2.00-5.00	2012	2023	11,245,000
<b>TOTAL CERTIFICATES OF OBLIGATION</b>				<u>45,605,000</u>
<b>TOTAL BONDED DEBT</b>				<u><u>509,380,000</u></u>
<b>OTHER INDEBTEDNESS:</b>				
<b>CAPITAL LEASES</b>				<u><u>10,948,297</u></u>
<b>MONTGOMERY COUNTY TOLL ROAD AUTHORITY:</b>				
Senior Lien Toll Revenue Bonds, Series 2018	5.00	2018	2048	87,680,000
				<u>87,680,000</u>
<b>TOTAL DEBT FOR MONTGOMERY COUNTY TOLL ROAD AUTHORITY</b>				<b>87,680,000</b>
<b>TOTAL INDEBTEDNESS</b>				<u><u>\$ 608,008,297</u></u>

**MONTGOMERY COUNTY, TEXAS**  
**Other Information of Interest**  
**As of April 30, 2020**

**APPENDIX**

COUNTY AUDITOR STAFFING CHANGES	A
ENTERPRISE RESOURCE PLANNING SOFTWARE - STATUS UPDATE	B
COMPLETED AUDITS	C
FEDERAL AND STATE SINGLE AUDIT REPORT	D
REPORTS COMPLYING WITH LOCAL GOVERNMENT CODE 114.023	E
REPORTS COMPLYING WITH LOCAL GOVERNMENT CODE 114.024	F
RECONCILIATION OF CASH AND INVESTMENT BALANCES	G

No County Auditor staffing changes for the month of April.

# Project status

Indicator	Prior Period	Current Period	Next Period	Comments
Project Overall Status	Green	Green	Green	
Scope	Green	Green	Green	
Budget	Green	Green	Green	
Schedule	Green	Green	Green	
Resources	Green	Green	Green	
Governance	Green	Green	Green	
Other Concerns	Green	Green	Green	

Green	Concerns are identified, understood, managed and on track to meet objectives.
Yellow	Moderate issues exist, but remedies are in place with a reasonable chance of resolving them.
Red	Significant issues exist and immediate attention is required.



**Montgomery County, Texas**  
**Office of the County Auditor**  
501 North Thompson, Suite 205, Conroe, Texas 77301  
P. O. Box 539, Conroe, Texas 77305

Rakesh Pandey, CPA  
County Auditor


Angela H. Blocker  
1<sup>st</sup> Assistant County Auditor

Date: April 2, 2020  
To: Rakesh Pandey, County Auditor  
From: Starla Terry, Internal Audit Supervisor *ST*  
Re: Commissioners Court April 14, 2020 Meeting Submission for Consent Agenda

---

Consider and accept the following completed audit:

- Commissioner Pct. 1 – 3<sup>rd</sup> & 4<sup>th</sup> Quarter Compliance Audits
- Commissioner Pct. 2 – 3<sup>rd</sup> & 4<sup>th</sup> Quarter Compliance Audits
- Engineering – 4<sup>th</sup> Quarter Compliance Audit
- Drug Court – 4<sup>th</sup> Quarter Compliance Audit
- Fire Marshal – 4<sup>th</sup> Quarter Compliance Audit
- Forensics – 4<sup>th</sup> Quarter Compliance Audit



**OFFICE OF COUNTY AUDITOR  
INTERNAL AUDIT REPORT**

---

**COMMISSIONER PCT. 1  
3<sup>rd</sup> QTR COMPLIANCE AUDIT**

---

**COMMISSIONER PCT. 1  
MIKE MEADOR**

**INTERNAL AUDIT STAFF**

Rakesh Pandey, County Auditor, CPA  
Janet Browning, Internal Audit Manager, CIA, CFE  
Starla Terry, Internal Audit Supervisor  
Tracie Longoria, Internal Audit Assistant



**Montgomery County, Texas**  
**Office of the County Auditor**  
501 North Thompson, Suite 205, Conroe, Texas 77301  
P. O. Box 539, Conroe, Texas 77305

Rakesh Pandey, CPA  
County Auditor

Angela H. Blocker  
1<sup>st</sup> Assistant County Auditor

Date: March 17, 2020

To: Mike Meador, Commissioner Pct. 1

From: Starla Terry, Internal Audit Supervisor

ST

Re: Commissioner Pct. 1 – 3<sup>rd</sup> Qtr. Compliance Audit

---

The Auditor's Office has completed an audit of the Commissioner Pct. 1 Monthly reports for April through June 2019.

The objectives of the audit were to ensure compliance with relevant statutes regarding monthly reports.

Attached is the Internal Audit report for the Commissioner Pct. 1 office.

## **INTRODUCTION**

---

The Montgomery County Auditor's Office has examined a sample of the monthly reports of the Commissioner Pct. 1 office for the months of April 2019 through June 2019.

## **SCOPE**

---

The scope of the examination was limited to reviewing the records submitted to this office by the Commissioner Pct. 1 office.

## **OBJECTIVES**

---

The objectives of the examination were to verify compliance with submission of the monthly reports, mathematical accuracy of the reports, and to confirm all funds collected were deposited with the County Treasurer in a timely manner.

## **METHODOLOGY**

---

To achieve the audit objectives, the Department of Internal Audit performed the following:

- Evaluate whether amounts reported on the monthly fee reports were submitted in compliance with LGC §114.001 General Requirements Applicable to Reports and LGC §114.0043 Periodic Report to County Auditor;
- Verify monthly fee reports are mathematically accurate and are therefore approved as submitted in compliance with LGC §115.002 Examination of Books and Reports;
- Verify funds collected were deposited with the County Treasurer in compliance with LGC §113.022 Time for Making Deposits

## **AUDIT RESULTS**


---

- Monthly fee reports were submitted in compliance with LGC §114.001 and LGC §114.0043
- Monthly fee reports reviewed were mathematically accurate and therefore approved as submitted in compliance with LGC §115.002
- Funds collected were deposited with the County Treasurer in compliance with LGC §113.022

## **CONCLUSION**

---

The report will be submitted to Commissioners Court April 14, 2020. If you have any questions regarding this report, please contact me at (936)-539-7820.



**OFFICE OF COUNTY AUDITOR  
INTERNAL AUDIT REPORT**

---

**COMMISSIONER PCT. 1  
4<sup>th</sup> QTR COMPLIANCE AUDIT**

---

**COMMISSIONER PCT. 1  
MIKE MEADOR**

**INTERNAL AUDIT STAFF**

Rakesh Pandey, County Auditor, CPA  
Janet Browning, Internal Audit Manager, CIA, CFE  
Starla Terry, Internal Audit Supervisor  
Tracie Longoria, Internal Audit Assistant



**Montgomery County, Texas**  
**Office of the County Auditor**  
501 North Thompson, Suite 205, Conroe, Texas 77301  
P. O. Box 539, Conroe, Texas 77305

Rakesh Pandey, CPA  
County Auditor  
Angela H. Blocker  
1<sup>st</sup> Assistant County Auditor

Date: March 17, 2020

To: Mike Meador, Commissioner Pct. 1

From: Starla Terry, Internal Audit Supervisor *ST*

Re: Commissioner Pct. 1 – 4<sup>th</sup> Qtr. Compliance Audit

---

The Auditor's Office has completed an audit of the Commissioner Pct. 1 Monthly reports for July through September 2019.

The objectives of the audit were to ensure compliance with relevant statutes regarding monthly reports.

Attached is the Internal Audit report for the Commissioner Pct. 1 office.

## **INTRODUCTION**

---

The Montgomery County Auditor's Office has examined a sample of the monthly reports of the Commissioner Pct. 1 office for the months of July 2019 through September 2019.

## **SCOPE**

---

The scope of the examination was limited to reviewing the records submitted to this office by the Commissioner Pct. 1 office.

## **OBJECTIVES**

---

The objectives of the examination were to verify compliance with submission of the monthly reports, mathematical accuracy of the reports, and to confirm all funds collected were deposited with the County Treasurer in a timely manner.

## **METHODOLOGY**

---

To achieve the audit objectives, the Department of Internal Audit performed the following:

- Evaluate whether amounts reported on the monthly fee reports were submitted in compliance with LGC §114.001 General Requirements Applicable to Reports and LGC §114.0043 Periodic Report to County Auditor;
- Verify monthly fee reports are mathematically accurate and are therefore approved as submitted in compliance with LGC §115.002 Examination of Books and Reports;
- Verify funds collected were deposited with the County Treasurer in compliance with LGC §113.022 Time for Making Deposits

## **AUDIT RESULTS**


---

- Monthly fee reports were submitted in compliance with LGC §114.001 and LGC §114.0043
- Monthly fee reports reviewed were mathematically accurate and therefore approved as submitted in compliance with LGC §115.002
- Funds collected were deposited with the County Treasurer in compliance with LGC §113.022

## **CONCLUSION**

---

The report will be submitted to Commissioners Court April 14, 2020. If you have any questions regarding this report, please contact me at (936)-539-7820.



**OFFICE OF COUNTY AUDITOR  
INTERNAL AUDIT REPORT**

---

**COMMISSIONER PCT. 2  
3<sup>rd</sup> QTR COMPLIANCE AUDIT**

---

**COMMISSIONER PCT. 2  
CHARLIE RILEY**

**INTERNAL AUDIT STAFF**

Rakesh Pandey, County Auditor, CPA  
Janet Browning, Internal Audit Manager, CIA, CFE  
Starla Terry, Internal Audit Supervisor  
Tracie Longoria, Internal Audit Assistant



**Montgomery County, Texas**  
**Office of the County Auditor**  
501 North Thompson, Suite 205, Conroe, Texas 77301  
P. O. Box 539, Conroe, Texas 77305

Rakesh Pandey, CPA  
County Auditor

Angela H. Blocker  
1<sup>st</sup> Assistant County Auditor

Date: March 17, 2020

To: Charlie Riley, Commissioner Pct. 2

From: Starla Terry, Internal Audit Supervisor *ST*

Re: Commissioner Pct. 2 – 3<sup>rd</sup> Qtr. Compliance Audit

---

The Auditor's Office has completed an audit of the Commissioner Pct. 2 Monthly reports for April through June 2019.

The objectives of the audit were to ensure compliance with relevant statutes regarding monthly reports.

Attached is the Internal Audit report for the Commissioner Pct. 2 office.

## **INTRODUCTION**

---

The Montgomery County Auditor's Office has examined a sample of the monthly reports of the Commissioner Pct. 2 office for the months of April 2019 through June 2019.

## **SCOPE**

---

The scope of the examination was limited to reviewing the records submitted to this office by the Commissioner Pct. 2 office.

## **OBJECTIVES**

---

The objectives of the examination were to verify compliance with submission of the monthly reports, mathematical accuracy of the reports, and to confirm all funds collected were deposited with the County Treasurer in a timely manner.

## **METHODOLOGY**

---

To achieve the audit objectives, the Department of Internal Audit performed the following:

- Evaluate whether amounts reported on the monthly fee reports were submitted in compliance with LGC §114.001 General Requirements Applicable to Reports and LGC §114.0043 Periodic Report to County Auditor;
- Verify monthly fee reports are mathematically accurate and are therefore approved as submitted in compliance with LGC §115.002 Examination of Books and Reports;
- Verify funds collected were deposited with the County Treasurer in compliance with LGC §113.022 Time for Making Deposits

## **AUDIT RESULTS**

---

- Monthly fee reports were submitted in compliance with LGC §114.001 and LGC §114.0043
- Monthly fee reports reviewed were mathematically accurate and therefore approved as submitted in compliance with LGC §115.002
- Funds collected were deposited with the County Treasurer in compliance with LGC §113.022

## **CONCLUSION**

---

The report will be submitted to Commissioners Court April 14, 2020. If you have any questions regarding this report, please contact me at (936)-539-7820.



**OFFICE OF COUNTY AUDITOR  
INTERNAL AUDIT REPORT**

---

**COMMISSIONER PCT. 2  
4<sup>th</sup> QTR COMPLIANCE AUDIT**

---

**COMMISSIONER PCT. 2  
CHARLIE RILEY**

**INTERNAL AUDIT STAFF**

Rakesh Pandey, County Auditor, CPA  
Janet Browning, Internal Audit Manager, CIA, CFE  
Starla Terry, Internal Audit Supervisor  
Tracie Longoria, Internal Audit Assistant



**Montgomery County, Texas**  
**Office of the County Auditor**  
501 North Thompson, Suite 205, Conroe, Texas 77301  
P. O. Box 539, Conroe, Texas 77305

Rakesh Pandey, CPA  
County Auditor

Angela H. Blocker  
1<sup>st</sup> Assistant County Auditor

Date: March 17, 2020

To: Charlie Riley, Commissioner Pct. 2

From: Starla Terry, Internal Audit Supervisor *ST*

Re: Commissioner Pct. 2 – 4<sup>th</sup> Qtr. Compliance Audit

---

The Auditor's Office has completed an audit of the Commissioner Pct. 2 Monthly reports for July through September 2019.

The objectives of the audit were to ensure compliance with relevant statutes regarding monthly reports.

Attached is the Internal Audit report for the Commissioner Pct. 2 office.

## **INTRODUCTION**

---

The Montgomery County Auditor's Office has examined a sample of the monthly reports of the Commissioner Pct. 2 office for the months of July 2019 through September 2019.

## **SCOPE**

---

The scope of the examination was limited to reviewing the records submitted to this office by the Commissioner Pct. 2 office.

## **OBJECTIVES**

---

The objectives of the examination were to verify compliance with submission of the monthly reports, mathematical accuracy of the reports, and to confirm all funds collected were deposited with the County Treasurer in a timely manner.

## **METHODOLOGY**

---

To achieve the audit objectives, the Department of Internal Audit performed the following:

- Evaluate whether amounts reported on the monthly fee reports were submitted in compliance with LGC §114.001 General Requirements Applicable to Reports and LGC §114.0043 Periodic Report to County Auditor;
- Verify monthly fee reports are mathematically accurate and are therefore approved as submitted in compliance with LGC §115.002 Examination of Books and Reports;
- Verify funds collected were deposited with the County Treasurer in compliance with LGC §113.022 Time for Making Deposits

## **AUDIT RESULTS**

---

- Monthly fee reports were submitted in compliance with LGC §114.001 and LGC §114.0043
- Monthly fee reports reviewed were mathematically accurate and therefore approved as submitted in compliance with LGC §115.002
- Funds collected were deposited with the County Treasurer in compliance with LGC §113.022

## **CONCLUSION**

---

The report will be submitted to Commissioners Court April 14, 2020. If you have any questions regarding this report, please contact me at (936)-539-7820.



**OFFICE OF COUNTY AUDITOR  
INTERNAL AUDIT REPORT**


---

**ENGINEERING  
4<sup>th</sup> QTR COMPLIANCE AUDIT**

---

**COUNTY ENGINEER**  
Jeff Johnson

**INTERNAL AUDIT STAFF**  
Rakesh Pandey, County Auditor, CPA  
Janet Browning, Internal Audit Manager, CIA, CFE  
Starla Terry, Internal Audit Supervisor  
Tracie Longoria, Internal Audit Assistant



**Montgomery County, Texas**  
**Office of the County Auditor**  
501 North Thompson, Suite 205, Conroe, Texas 77301  
P. O. Box 539, Conroe, Texas 77305

Rakesh Pandey, CPA  
County Auditor

Angela H. Blocker  
1<sup>st</sup> Assistant County Auditor

Date: March 17, 2020

To: Jeff Johnson, County Engineer

From: Starla Terry, Internal Audit Supervisor *ST*

Re: Engineering – 4<sup>th</sup> Qtr. Compliance Audit

---

The Auditor's Office has completed an audit of the Engineering reports for July through September 2019. The objectives of the audit were to ensure compliance with relevant statutes regarding monthly reports. Attached is the Internal Audit report for the Engineering office.

## **INTRODUCTION**

---

The Montgomery County Auditor's Office has examined a sample of the monthly reports of the Engineering office for the months of July 2019 through September 2019.

## **SCOPE**

---

The scope of the examination was limited to reviewing the records submitted to this office by the Engineering office.

## **OBJECTIVES**

---

The objectives of the examination were to verify compliance with submission of the monthly reports, mathematical accuracy of the reports, and to confirm all funds collected were deposited with the County Treasurer in a timely manner.

## **METHODOLOGY**

---

To achieve the audit objectives, the Department of Internal Audit performed the following:

- Evaluate whether amounts reported on the monthly fee reports were submitted in compliance with LGC §114.001 General Requirements Applicable to Reports and LGC §114.0043 Periodic Report to County Auditor;
- Verify monthly fee reports are mathematically accurate and are therefore approved as submitted in compliance with LGC §115.002 Examination of Books and Reports;
- Verify funds collected were deposited with the County Treasurer in compliance with LGC §113.022 Time for Making Deposits

## **AUDIT RESULTS**


---

- Monthly fee reports were submitted in compliance with LGC §114.001 and LGC §114.0043
- Monthly fee reports reviewed were mathematically accurate and therefore approved as submitted in compliance with LGC §115.002
- Funds collected were deposited with the County Treasurer in compliance with LGC §113.022

## **CONCLUSION**

---

The report will be submitted to Commissioners Court April 14, 2020. If you have any questions regarding this report, please contact me at (936)-539-7820.



**OFFICE OF COUNTY AUDITOR  
INTERNAL AUDIT REPORT**

---

**DRUG COURT  
4<sup>th</sup> QTR COMPLIANCE AUDIT**

---

**DRUG COURT DIRECTOR**  
Christen Arnold

**INTERNAL AUDIT STAFF**  
Rakesh Pandey, County Auditor, CPA  
Janet Browning, Internal Audit Manager, CIA, CFE  
Starla Terry, Internal Audit Supervisor  
Tracie Longoria, Internal Audit Assistant



**Montgomery County, Texas**  
**Office of the County Auditor**  
501 North Thompson, Suite 205, Conroe, Texas 77301  
P. O. Box 539, Conroe, Texas 77305

Rakesh Pandey, CPA  
County Auditor

Angela H. Blocker  
1<sup>st</sup> Assistant County Auditor

Date: March 17, 2020

To: Christen Arnold, Director

From: Starla Terry, Internal Audit Supervisor *SA*

Re: Drug Court – 4<sup>th</sup> Qtr. Compliance Audit

---

The Auditor's Office has completed an audit of the Drug Court reports for July through September 2019. The objectives of the audit were to ensure compliance with relevant statutes regarding monthly reports. Attached is the Internal Audit report for the Drug Court office.

## **INTRODUCTION**

---

The Montgomery County Auditor's Office has examined a sample of the monthly reports of the Drug Court office for the months of July 2019 through September 2019.

## **SCOPE**

---

The scope of the examination was limited to reviewing the records submitted to this office by the Drug Court office.

## **OBJECTIVES**

---

The objectives of the examination were to verify compliance with submission of the monthly reports, mathematical accuracy of the reports, and to confirm all funds collected were deposited with the County Treasurer in a timely manner.

## **METHODOLOGY**

---

To achieve the audit objectives, the Department of Internal Audit performed the following:

- Evaluate whether amounts reported on the monthly fee reports were submitted in compliance with LGC §114.001 General Requirements Applicable to Reports and LGC §114.0043 Periodic Report to County Auditor;
- Verify monthly fee reports are mathematically accurate and are therefore approved as submitted in compliance with LGC §115.002 Examination of Books and Reports;
- Verify funds collected were deposited with the County Treasurer in compliance with LGC §113.022 Time for Making Deposits

## **AUDIT RESULTS**


---

- Monthly fee reports were submitted in compliance with LGC §114.001 and LGC §114.0043
- Monthly fee reports reviewed were mathematically accurate and therefore approved as submitted in compliance with LGC §115.002
- Funds collected were deposited with the County Treasurer in compliance with LGC §113.022

## **CONCLUSION**

---

The report will be submitted to Commissioners Court April 14, 2020. If you have any questions regarding this report, please contact me at (936)-539-7820.



**OFFICE OF COUNTY AUDITOR  
INTERNAL AUDIT REPORT**

---

**FIRE MARSHAL  
4<sup>th</sup> QTR COMPLIANCE AUDIT**

---

**FIRE MARSHAL**  
Jimmy Williams

**INTERNAL AUDIT STAFF**  
Rakesh Pandey, County Auditor, CPA  
Janet Browning, Internal Audit Manager, CIA, CFE  
Starla Terry, Internal Audit Supervisor  
Tracie Longoria, Internal Audit Lead



**Montgomery County, Texas**  
**Office of the County Auditor**  
501 North Thompson, Suite 205, Conroe, Texas 77301  
P. O. Box 539, Conroe, Texas 77305

Rakesh Pandey, CPA  
County Auditor

Angela H. Blocker  
1<sup>st</sup> Assistant County Auditor

Date: March 17, 2020

To: Jimmy Williams, Fire Marshal

From: Starla Terry, Internal Audit Supervisor *ST*

Re: Fire Marshal – 4<sup>th</sup> Qtr. Compliance Audit

---

The Auditor's Office has completed an audit of the Fire Marshal reports for July through September 2019.

The objectives of the audit were to ensure compliance with relevant statutes regarding monthly reports.

Attached is the Internal Audit report for the Fire Marshal office.

## **INTRODUCTION**

---

The Montgomery County Auditor's Office has examined a sample of the monthly reports of the Fire Marshal office for the months of July 2019 through September 2019.

## **SCOPE**

---

The scope of the examination was limited to reviewing the records submitted to this office by the Fire Marshal office.

## **OBJECTIVES**

---

The objectives of the examination were to verify compliance with submission of the monthly reports, mathematical accuracy of the reports, and to confirm all funds collected were deposited with the County Treasurer in a timely manner.

## **METHODOLOGY**

---

To achieve the audit objectives, the Department of Internal Audit performed the following:

- Evaluate whether amounts reported on the monthly fee reports were submitted in compliance with LGC §114.001 General Requirements Applicable to Reports and LGC §114.0043 Periodic Report to County Auditor;
- Verify monthly fee reports are mathematically accurate and are therefore approved as submitted in compliance with LGC §115.002 Examination of Books and Reports;
- Verify funds collected were deposited with the County Treasurer in compliance with LGC §113.022 Time for Making Deposits

## **AUDIT RESULTS**

---

- Monthly fee reports were submitted in compliance with LGC §114.001 and LGC §114.0043
- Monthly fee reports reviewed were mathematically accurate and therefore approved as submitted in compliance with LGC §115.002
- Funds collected were deposited with the County Treasurer in compliance with LGC §113.022

## **CONCLUSION**

---

The report will be submitted to Commissioners Court April 14, 2020. If you have any questions regarding this report, please contact me at (936)-539-7820.



**OFFICE OF COUNTY AUDITOR  
INTERNAL AUDIT REPORT**

---

**FORENSICS  
4<sup>th</sup> QTR COMPLIANCE AUDIT**

---

**FORENSICS DIRECTOR**

Dr. Kathryn Pinneri

**INTERNAL AUDIT STAFF**

Rakesh Pandey, County Auditor, CPA  
Janet Browning, Internal Audit Manager, CIA, CFE  
Starla Terry, Internal Audit Supervisor  
Tracie Longoria, Internal Audit Lead



**Montgomery County, Texas**  
**Office of the County Auditor**  
501 North Thompson, Suite 205, Conroe, Texas 77301  
P. O. Box 539, Conroe, Texas 77305

Rakesh Pandey, CPA  
County Auditor

Angela H. Blocker  
1<sup>st</sup> Assistant County Auditor

Date: March 17, 2020

To: Dr. Kathryn Pinneri, Director

From: Starla Terry, Internal Audit Supervisor *ST*

Re: Forensics – 4<sup>th</sup> Qtr. Compliance Audit

---

The Auditor's Office has completed an audit of the Forensics reports for July through September 2019. The objectives of the audit were to ensure compliance with relevant statutes regarding monthly reports. Attached is the Internal Audit report for the Forensics office.

## **INTRODUCTION**

---

The Montgomery County Auditor's Office has examined a sample of the monthly reports of the Forensics office for the months of July 2019 through September 2019.

## **SCOPE**

---

The scope of the examination was limited to reviewing the records submitted to this office by the Forensics office.

## **OBJECTIVES**

---

The objectives of the examination were to verify compliance with submission of the monthly reports, mathematical accuracy of the reports, and to confirm all funds collected were deposited with the County Treasurer in a timely manner.

## **METHODOLOGY**

---

To achieve the audit objectives, the Department of Internal Audit performed the following:

- Evaluate whether amounts reported on the monthly fee reports were submitted in compliance with LGC §114.001 General Requirements Applicable to Reports and LGC §114.0043 Periodic Report to County Auditor;
- Verify monthly fee reports are mathematically accurate and are therefore approved as submitted in compliance with LGC §115.002 Examination of Books and Reports;
- Verify funds collected were deposited with the County Treasurer in compliance with LGC §113.022 Time for Making Deposits

## **AUDIT RESULTS**

---

- Monthly fee reports were submitted in compliance with LGC §114.001 and LGC §114.0043
- Monthly fee reports reviewed were mathematically accurate and therefore approved as submitted in compliance with LGC §115.002
- Funds collected were deposited with the County Treasurer in compliance with LGC §113.022

## **CONCLUSION**

---

The report will be submitted to Commissioners Court April 14, 2020. If you have any questions regarding this report, please contact me at (936)-539-7820.



**Montgomery County, Texas**  
**Office of the County Auditor**  
501 North Thompson, Suite 205, Conroe, Texas 77301  
P. O. Box 539, Conroe, Texas 77305

Rakesh Pandey, CPA  
County Auditor


Angela H. Blocker  
1<sup>st</sup> Assistant County Auditor

Date: April 21, 2020  
To: Rakesh Pandey, County Auditor  
From: Starla Terry, Internal Audit Supervisor *ST*  
Re: Commissioners Court April 28, 2020 Meeting Submission for Consent Agenda

---

Consider and accept the following completed audit:

- Commissioner Pct. 4 – 3<sup>rd</sup> & 4<sup>th</sup> Quarter Compliance Audits FY19
- Commissioner Pct. 4 – 1<sup>st</sup> Quarter Compliance Audit FY20
- Constable Pct. 5 – 4<sup>th</sup> Quarter Compliance Audit FY19
- Constable Pct. 5 – 1<sup>st</sup> Quarter Compliance Audit FY20
- Juvenile Justice Center - 1<sup>st</sup> - 4<sup>th</sup> Quarter Compliance Audits FY19



**OFFICE OF COUNTY AUDITOR  
INTERNAL AUDIT REPORT**


---

**COMMISSIONER PCT. 4  
3<sup>rd</sup> QTR COMPLIANCE AUDIT**

---

**COMMISSIONER PCT. 4  
JAMES METTS**

**INTERNAL AUDIT STAFF**  
Rakesh Pandey, County Auditor, CPA  
Janet Browning, Internal Audit Manager, CIA, CFE  
Starla Terry, Internal Audit Supervisor  
Tracie Longoria, Internal Audit Assistant



**Montgomery County, Texas**  
**Office of the County Auditor**  
501 North Thompson, Suite 205, Conroe, Texas 77301  
P. O. Box 539, Conroe, Texas 77305

Rakesh Pandey, CPA  
County Auditor

Angela H. Blocker  
1<sup>st</sup> Assistant County Auditor

Date: March 17, 2020

To: James Metts, Commissioner Pct. 4

From: Starla Terry, Internal Audit Supervisor

A handwritten signature in dark ink, appearing to be "ST", is written over the "From:" line.

Re: Commissioner Pct. 4 – 3<sup>rd</sup> Qtr. Compliance Audit

---

The Auditor's Office has completed an audit of the Commissioner Pct. 4 Monthly reports for April through June 2019.

The objectives of the audit were to ensure compliance with relevant statutes regarding monthly reports.

Attached is the Internal Audit report for the Commissioner Pct. 4 office.

## **INTRODUCTION**

---

The Montgomery County Auditor's Office has examined a sample of the monthly reports of the Commissioner Pct. 4 office for the months of April 2019 through June 2019.

## **SCOPE**

---

The scope of the examination was limited to reviewing the records submitted to this office by the Commissioner Pct. 4 office.

## **OBJECTIVES**

---

The objectives of the examination were to verify compliance with submission of the monthly reports, mathematical accuracy of the reports, and to confirm all funds collected were deposited with the County Treasurer in a timely manner.

## **METHODOLOGY**

---

To achieve the audit objectives, the Department of Internal Audit performed the following:

- Evaluate whether amounts reported on the monthly fee reports were submitted in compliance with LGC §114.001 General Requirements Applicable to Reports and LGC §114.0043 Periodic Report to County Auditor;
- Verify monthly fee reports are mathematically accurate and are therefore approved as submitted in compliance with LGC §115.002 Examination of Books and Reports;
- Verify funds collected were deposited with the County Treasurer in compliance with LGC §113.022 Time for Making Deposits

## **AUDIT RESULTS**


---

- Monthly fee reports were submitted in compliance with LGC §114.001 and LGC §114.0043
- Monthly fee reports reviewed were mathematically accurate and therefore approved as submitted in compliance with LGC §115.002
- Funds collected were deposited with the County Treasurer in compliance with LGC §113.022

## **CONCLUSION**

---

The report will be submitted to Commissioners Court April 28, 2020. If you have any questions regarding this report, please contact me at (936)-539-7820.



**OFFICE OF COUNTY AUDITOR  
INTERNAL AUDIT REPORT**

---


**COMMISSIONER PCT. 4  
4<sup>th</sup> QTR COMPLIANCE AUDIT**

---

**COMMISSIONER PCT. 4  
JAMES METTS**

**INTERNAL AUDIT STAFF**

Rakesh Pandey, County Auditor, CPA  
Janet Browning, Internal Audit Manager, CIA, CFE  
Starla Terry, Internal Audit Supervisor  
Tracie Longoria, Internal Audit Assistant



**Montgomery County, Texas**  
**Office of the County Auditor**  
501 North Thompson, Suite 205, Conroe, Texas 77301  
P. O. Box 539, Conroe, Texas 77305

Rakesh Pandey, CPA  
County Auditor

Angela H. Blocker  
1st Assistant County Auditor

Date: March 17, 2020

To: James Metts, Commissioner Pct. 4

From: Starla Terry, Internal Audit Supervisor *ST*

Re: Commissioner Pct. 4 – 4<sup>th</sup> Qtr. Compliance Audit

---

The Auditor's Office has completed an audit of the Commissioner Pct. 4 Monthly reports for July through September 2019.

The objectives of the audit were to ensure compliance with relevant statutes regarding monthly reports.

Attached is the Internal Audit report for the Commissioner Pct. 4 office.

## **INTRODUCTION**

---

The Montgomery County Auditor's Office has examined a sample of the monthly reports of the Commissioner Pct. 4 office for the months of July 2019 through September 2019.

## **SCOPE**

---

The scope of the examination was limited to reviewing the records submitted to this office by the Commissioner Pct. 4 office.

## **OBJECTIVES**

---

The objectives of the examination were to verify compliance with submission of the monthly reports, mathematical accuracy of the reports, and to confirm all funds collected were deposited with the County Treasurer in a timely manner.

## **METHODOLOGY**

---

To achieve the audit objectives, the Department of Internal Audit performed the following:

- Evaluate whether amounts reported on the monthly fee reports were submitted in compliance with LGC §114.001 General Requirements Applicable to Reports and LGC §114.0043 Periodic Report to County Auditor;
- Verify monthly fee reports are mathematically accurate and are therefore approved as submitted in compliance with LGC §115.002 Examination of Books and Reports;
- Verify funds collected were deposited with the County Treasurer in compliance with LGC §113.022 Time for Making Deposits

## **AUDIT RESULTS**


---

- Monthly fee reports were submitted in compliance with LGC §114.001 and LGC §114.0043
- Monthly fee reports reviewed were mathematically accurate and therefore approved as submitted in compliance with LGC §115.002
- All funds collected were deposited with the County Treasurer in compliance with LGC §113.022

## **CONCLUSION**

---

The report will be submitted to Commissioners Court April 28, 2020. If you have any questions regarding this report, please contact me at (936)-539-7820.



**OFFICE OF COUNTY AUDITOR  
INTERNAL AUDIT REPORT**


---

**COMMISSIONER PCT. 4  
1<sup>st</sup> QTR COMPLIANCE AUDIT FY2020**

---

**COMMISSIONER PCT. 4  
JAMES METTS**

**INTERNAL AUDIT STAFF**  
Rakesh Pandey, County Auditor, CPA  
Janet Browning, Internal Audit Manager; CIA, CFE  
Starla Terry, Internal Audit Supervisor  
Tracie Longoria, Internal Audit Assistant



**Montgomery County, Texas**  
**Office of the County Auditor**  
501 North Thompson, Suite 205, Conroe, Texas 77301  
P. O. Box 539, Conroe, Texas 77305

Rakesh Pandey, CPA  
County Auditor

Angela H. Blocker  
1<sup>st</sup> Assistant County Auditor

Date: April 09, 2020

To: James Metts, Commissioner Pct. 4

From: Starla Terry, Internal Audit Supervisor *ST*

Re: Commissioner Pct. 4 – 1<sup>st</sup> Qtr. Compliance Audit

---

The Auditor's Office has completed an audit of the Commissioner Pct. 4 Monthly reports for October through December 2019.

The objectives of the audit were to ensure compliance with relevant statutes regarding monthly reports.

Attached is the Internal Audit report for the Commissioner Pct. 4 office.

## **INTRODUCTION**

---

The Montgomery County Auditor's Office has examined a sample of the monthly reports of the Commissioner Pct. 4 office for the months of October 2019 through December 2019.

## **SCOPE**

---

The scope of the examination was limited to reviewing the records submitted to this office by the Commissioner Pct. 4 office.

## **OBJECTIVES**

---

The objectives of the examination were to verify compliance with submission of the monthly reports, mathematical accuracy of the reports, and to confirm all funds collected were deposited with the County Treasurer in a timely manner.

## **METHODOLOGY**

---

To achieve the audit objectives, the Department of Internal Audit performed the following:

- Evaluate whether amounts reported on the monthly fee reports were submitted in compliance with LGC §114.001 General Requirements Applicable to Reports and LGC §114.0043 Periodic Report to County Auditor;
- Verify monthly fee reports are mathematically accurate and are therefore approved as submitted in compliance with LGC §115.002 Examination of Books and Reports;
- Verify funds collected were deposited with the County Treasurer in compliance with LGC §113.022 Time for Making Deposits

## **AUDIT RESULTS**


---

- Monthly fee reports were submitted in compliance with LGC §114.001 and LGC §114.0043
- Monthly fee reports reviewed were mathematically accurate and therefore approved as submitted in compliance with LGC §115.002
- All funds collected were deposited with the County Treasurer in compliance with LGC §113.022

## **CONCLUSION**

---

The report will be submitted to Commissioners Court April 28, 2020. If you have any questions regarding this report, please contact me at (936)-539-7820.



**OFFICE OF COUNTY AUDITOR  
INTERNAL AUDIT REPORT**

---

**CONSTABLE PRECINCT 5  
4<sup>th</sup> QTR COMPLIANCE AUDIT**


---

**CONSTABLE PRECINCT 5**

Chris Jones

**INTERNAL AUDIT STAFF**

Rakesh Pandey, County Auditor, CPA  
Janet Browning, Internal Audit Manager, CIA, CFE  
Starla Terry, Internal Audit Supervisor  
Tracie Longoria, Internal Audit Assistant



**Montgomery County, Texas**  
**Office of the County Auditor**  
501 North Thompson, Suite 205, Conroe, Texas 77301  
P. O. Box 539, Conroe, Texas 77305

Rakesh Pandey, CPA  
County Auditor

Angela H. Blocker  
1<sup>st</sup> Assistant County Auditor

Date: March 24, 2020

To: Chris Jones, Constable Precinct 5

From: Starla Terry, Internal Audit Supervisor SA

Re: Constable Precinct 5 – 4<sup>th</sup> Qtr. Compliance Audit

---

The Auditor's Office has completed an audit of the Constable Precinct 5 Monthly reports for July through September 2019.

The objectives of the audit were to ensure compliance with relevant statutes regarding monthly reports.

Attached is the Internal Audit report for the Constable Precinct 5 office.

## **INTRODUCTION**

---

The Montgomery County Auditor's Office has examined a sample of the monthly reports of the Constable Precinct 5 office for the months of July 2019 through September 2019.

## **SCOPE**

---

The scope of the examination was limited to reviewing the records submitted to this office by the Constable Precinct 5 office.

## **OBJECTIVES**

---

The objectives of the examination were to verify compliance with submission of the monthly reports, mathematical accuracy of the reports, and to confirm all funds collected were deposited with the County Treasurer in a timely manner.

## **METHODOLOGY**

---

To achieve the audit objectives, the Department of Internal Audit performed the following:

- Evaluate whether amounts reported on the monthly fee reports were submitted in compliance with LGC §114.001 General Requirements Applicable to Reports and LGC §114.0043 Periodic Report to County Auditor;
- Verify monthly fee reports are mathematically accurate and are therefore approved as submitted in compliance with LGC §115.002 Examination of Books and Reports;
- Verify funds collected were deposited with the County Treasurer in compliance with LGC §113.022 Time for Making Deposits

## **AUDIT RESULTS**

---

- Monthly fee reports were submitted in compliance with LGC §114.001 and LGC §114.0043
- Monthly fee reports reviewed were mathematically accurate and therefore approved as submitted in compliance with LGC §115.002
- Two deposits were non-compliant with LGC §113.022 Time for Making Deposits
- All other funds collected were deposited with the County Treasurer in compliance with LGC §113.022


**Recommendation:** We recommend depositing on the next business day and if not possible, by the fifth business day per the statute.

**Department Response:** We have researched all deposits and every effort will be made to ensure we stay in compliance with the statute.

## **CONCLUSION**

---

The report will be submitted to Commissioners Court April 28, 2020. If you have any questions regarding this report, please contact me at (936)-539-7820.



**OFFICE OF COUNTY AUDITOR  
INTERNAL AUDIT REPORT**


---

**CONSTABLE PRECINCT 5  
1<sup>st</sup> QTR COMPLIANCE AUDIT FY2020**

---

**CONSTABLE PRECINCT 5**  
Chris Jones

**INTERNAL AUDIT STAFF**  
Rakesh Pandey, County Auditor, CPA  
Janet Browning, Internal Audit Manager, CIA, CFE  
Starla Terry, Internal Audit Supervisor  
Tracie Longoria, Internal Audit Assistant



**Montgomery County, Texas**  
**Office of the County Auditor**  
501 North Thompson, Suite 205, Conroe, Texas 77301  
P. O. Box 539, Conroe, Texas 77305

Rakesh Pandey, CPA  
County Auditor

Angela H. Blocker  
1<sup>st</sup> Assistant County Auditor

Date: March 25, 2020

To: Chris Jones, Constable Precinct 5

From: Starla Terry, Internal Audit Supervisor *ST*

Re: Constable Precinct 5 – 1<sup>st</sup> Qtr. Compliance Audit

---

The Auditor's Office has completed an audit of the Constable Precinct 5 Monthly reports for October through December 2019.

The objectives of the audit were to ensure compliance with relevant statutes regarding monthly reports.

Attached is the Internal Audit report for the Constable Precinct 5 office.

## **INTRODUCTION**

---

The Montgomery County Auditor's Office has examined a sample of the monthly reports of the Constable Precinct 5 office for the months of October 2019 through December 2019.

## **SCOPE**

---

The scope of the examination was limited to reviewing the records submitted to this office by the Constable Precinct 5 office.

## **OBJECTIVES**

---

The objectives of the examination were to verify compliance with submission of the monthly reports, mathematical accuracy of the reports, and to confirm all funds collected were deposited with the County Treasurer in a timely manner.

## **METHODOLOGY**

---

To achieve the audit objectives, the Department of Internal Audit performed the following:

- Evaluate whether amounts reported on the monthly fee reports were submitted in compliance with LGC §114.001 General Requirements Applicable to Reports and LGC §114.0043 Periodic Report to County Auditor;
- Verify monthly fee reports are mathematically accurate and are therefore approved as submitted in compliance with LGC §115.002 Examination of Books and Reports;
- Verify funds collected were deposited with the County Treasurer in compliance with LGC §113.022 Time for Making Deposits

## **AUDIT RESULTS**

---

- Monthly fee reports were submitted in compliance with LGC §114.001 and LGC §114.0043
- Monthly fee reports reviewed were mathematically accurate and therefore approved as submitted in compliance with LGC §115.002
- Two deposits were non-compliant with LGC §113.022 Time for Making Deposits
- All other funds collected were deposited with the County Treasurer in compliance with LGC §113.022


**Recommendation:** We recommend depositing on the next business day and if not possible, by the fifth business day per the statute.

**Department Response:** We have researched all deposits and every effort will be made to ensure we stay in compliance with the statute.

## **CONCLUSION**

---

The report will be submitted to Commissioners Court April 28, 2020. If you have any questions regarding this report, please contact me at (936)-539-7820.



**OFFICE OF COUNTY AUDITOR  
INTERNAL AUDIT REPORT**


---

**JUVENILE JUSTICE CENTER  
1<sup>st</sup> QTR COMPLIANCE AUDIT**

---

**JUVENILE DIRECTOR**  
Bruce Gusler

**INTERNAL AUDIT STAFF**  
Rakesh Pandey, County Auditor, CPA  
Janet Browning, Internal Audit Manager, CIA, CFE  
Starla Terry, Internal Audit Supervisor  
Tracie Longoria, Internal Audit Lead



**Montgomery County, Texas**  
**Office of the County Auditor**  
501 North Thompson, Suite 205, Conroe, Texas 77301  
P. O. Box 539, Conroe, Texas 77305

Rakesh Pandey, CPA  
County Auditor

Angela H. Blocker  
1<sup>st</sup> Assistant County Auditor

Date: March 13, 2020

To: Bruce Gusler, Director

From: Starla Terry, Internal Audit Supervisor *ST*

Re: Juvenile Justice Center – 1<sup>st</sup> Qtr. Compliance Audit

---

The Auditor's Office has completed an audit of the Juvenile Justice Center reports for October through December 2018.

The objectives of the audit were to ensure compliance with relevant statutes regarding monthly reports.

Attached is the Internal Audit report for the Juvenile Justice Center office.

## **INTRODUCTION**

---

The Montgomery County Auditor's Office has examined a sample of the monthly reports of the Juvenile Justice Center office for the months of October 2018 through December 2018.

## **SCOPE**

---

The scope of the examination was limited to reviewing the records submitted to this office by the Juvenile Justice Center.

## **OBJECTIVES**

---

The objectives of the examination were to verify compliance with submission of the monthly reports, mathematical accuracy of the reports, and to confirm all funds collected were deposited with the County Treasurer in a timely manner.

## **METHODOLOGY**

---

To achieve the audit objectives, the Department of Internal Audit performed the following:

- Evaluate whether amounts reported on the monthly fee reports were submitted in compliance with LGC §114.001 General Requirements Applicable to Reports and LGC §114.0043 Periodic Report to County Auditor;
- Verify monthly fee reports are mathematically accurate and are therefore approved as submitted in compliance with LGC §115.002 Examination of Books and Reports;
- Verify funds collected were deposited with the County Treasurer in compliance with LGC §113.022 Time for Making Deposits

## **AUDIT RESULTS**


---

- Monthly fee reports were submitted in compliance with LGC §114.001 and LGC §114.0043
- Monthly fee reports reviewed were mathematically accurate and therefore approved as submitted in compliance with LGC §115.002
- Funds collected were deposited with the County Treasurer in compliance with LGC §113.022

## **CONCLUSION**

---

The report will be submitted to Commissioners Court April 28, 2020. If you have any questions regarding this report, please contact me at (936)-539-7820.



**OFFICE OF COUNTY AUDITOR  
INTERNAL AUDIT REPORT**

---

**JUVENILE JUSTICE CENTER  
2<sup>nd</sup> QTR COMPLIANCE AUDIT**

---

**JUVENILE DIRECTOR**  
Bruce Gusler

**INTERNAL AUDIT STAFF**  
Rakesh Pandey, County Auditor, CPA  
Janet Browning, Internal Audit Manager, CIA, CFE  
Starla Terry, Internal Audit Supervisor  
Tracie Longoria, Internal Audit Lead



**Montgomery County, Texas**  
**Office of the County Auditor**  
501 North Thompson, Suite 205, Conroe, Texas 77301  
P. O. Box 539, Conroe, Texas 77305

Rakesh Pandey, CPA  
County Auditor  
Angela H. Blocker  
1<sup>st</sup> Assistant County Auditor

Date: March 13, 2020

To: Bruce Gusler, Director

From: Starla Terry, Internal Audit Supervisor *ST*

Re: Juvenile Justice Center – 2<sup>nd</sup> Qtr. Compliance Audit

---

The Auditor's Office has completed an audit of the Juvenile Justice Center reports for January through March 2019.

The objectives of the audit were to ensure compliance with relevant statutes regarding monthly reports.

Attached is the Internal Audit report for the Juvenile Justice Center office.

## **INTRODUCTION**

---

The Montgomery County Auditor's Office has examined a sample of the monthly reports of the Juvenile Justice Center office for the months of January 2019 through March 2019.

## **SCOPE**

---

The scope of the examination was limited to reviewing the records submitted to this office by the Juvenile Justice Center.

## **OBJECTIVES**

---

The objectives of the examination were to verify compliance with submission of the monthly reports, mathematical accuracy of the reports, and to confirm all funds collected were deposited with the County Treasurer in a timely manner.

## **METHODOLOGY**

---

To achieve the audit objectives, the Department of Internal Audit performed the following:

- Evaluate whether amounts reported on the monthly fee reports were submitted in compliance with LGC §114.001 General Requirements Applicable to Reports and LGC §114.0043 Periodic Report to County Auditor;
- Verify monthly fee reports are mathematically accurate and are therefore approved as submitted in compliance with LGC §115.002 Examination of Books and Reports;
- Verify funds collected were deposited with the County Treasurer in compliance with LGC §113.022 Time for Making Deposits

## **AUDIT RESULTS**


---

- Monthly fee reports were submitted in compliance with LGC §114.001 and LGC §114.0043
- Monthly fee reports reviewed were mathematically accurate and therefore approved as submitted in compliance with LGC §115.002
- Funds collected were deposited with the County Treasurer in compliance with LGC §113.022

## **CONCLUSION**

---

The report will be submitted to Commissioners Court April 28, 2020. If you have any questions regarding this report, please contact me at (936)-539-7820.



**OFFICE OF COUNTY AUDITOR  
INTERNAL AUDIT REPORT**

---

**JUVENILE JUSTICE CENTER  
3<sup>rd</sup> QTR COMPLIANCE AUDIT**


---

**JUVENILE DIRECTOR**

Bruce Gusler

**INTERNAL AUDIT STAFF**

Rakesh Pandey, County Auditor, CPA  
Janet Browning, Internal Audit Manager, CIA, CFE  
Starla Terry, Internal Audit Supervisor  
Tracie Longoria, Internal Audit Lead



**Montgomery County, Texas**  
**Office of the County Auditor**  
501 North Thompson, Suite 205, Conroe, Texas 77301  
P. O. Box 539, Conroe, Texas 77305

Rakesh Pandey, CPA  
County Auditor  
Angela H. Blocker  
1<sup>st</sup> Assistant County Auditor

Date: March 13, 2020

To: Bruce Gusler, Director

From: Starla Terry, Internal Audit Supervisor *ST*

Re: Juvenile Justice Center – 3<sup>rd</sup> Qtr. Compliance Audit

---

The Auditor's Office has completed an audit of the Juvenile Justice Center reports for April through June 2019.

The objectives of the audit were to ensure compliance with relevant statutes regarding monthly reports.

Attached is the Internal Audit report for the Juvenile Justice Center office.

## **INTRODUCTION**

---

The Montgomery County Auditor's Office has examined a sample of the monthly reports of the Juvenile Justice Center office for the months of April 2019 through June 2019.

## **SCOPE**

---

The scope of the examination was limited to reviewing the records submitted to this office by the Juvenile Justice Center.

## **OBJECTIVES**

---

The objectives of the examination were to verify compliance with submission of the monthly reports, mathematical accuracy of the reports, and to confirm all funds collected were deposited with the County Treasurer in a timely manner.

## **METHODOLOGY**

---

To achieve the audit objectives, the Department of Internal Audit performed the following:

- Evaluate whether amounts reported on the monthly fee reports were submitted in compliance with LGC §114.001 General Requirements Applicable to Reports and LGC §114.0043 Periodic Report to County Auditor;
- Verify monthly fee reports are mathematically accurate and are therefore approved as submitted in compliance with LGC §115.002 Examination of Books and Reports;
- Verify funds collected were deposited with the County Treasurer in compliance with LGC §113.022 Time for Making Deposits

## **AUDIT RESULTS**


---

- Monthly fee reports were submitted in compliance with LGC §114.001 and LGC §114.0043
- Monthly fee reports reviewed were mathematically accurate and therefore approved as submitted in compliance with LGC §115.002
- Funds collected were deposited with the County Treasurer in compliance with LGC §113.022

## **CONCLUSION**

---

The report will be submitted to Commissioners Court April 28, 2020. If you have any questions regarding this report, please contact me at (936)-539-7820.



**OFFICE OF COUNTY AUDITOR  
INTERNAL AUDIT REPORT**

---

**JUVENILE JUSTICE CENTER  
4<sup>th</sup> QTR COMPLIANCE AUDIT**

---

**JUVENILE DIRECTOR**  
Bruce Gusler

**INTERNAL AUDIT STAFF**  
Rakesh Pandey, County Auditor, CPA  
Janet Browning, Internal Audit Manager, CIA, CFE  
Starla Terry, Internal Audit Supervisor  
Tracie Longoria, Internal Audit Lead



**Montgomery County, Texas**  
**Office of the County Auditor**  
501 North Thompson, Suite 205, Conroe, Texas 77301  
P. O. Box 539, Conroe, Texas 77305

Rakesh Pandey, CPA  
County Auditor

Angela H. Blocker  
1<sup>st</sup> Assistant County Auditor

Date: March 13, 2020

To: Bruce Gusler, Director

From: Starla Terry, Internal Audit Supervisor *ST*

Re: Juvenile Justice Center – 4<sup>th</sup> Qtr. Compliance Audit

---

The Auditor's Office has completed an audit of the Juvenile Justice Center reports for July through September 2019.

The objectives of the audit were to ensure compliance with relevant statutes regarding monthly reports.

Attached is the Internal Audit report for the Juvenile Justice Center office.

## **INTRODUCTION**

---

The Montgomery County Auditor's Office has examined a sample of the monthly reports of the Juvenile Justice Center office for the months of July 2019 through September 2019.

## **SCOPE**

---

The scope of the examination was limited to reviewing the records submitted to this office by the Juvenile Justice Center.

## **OBJECTIVES**

---

The objectives of the examination were to verify compliance with submission of the monthly reports, mathematical accuracy of the reports, and to confirm all funds collected were deposited with the County Treasurer in a timely manner.

## **METHODOLOGY**

---

To achieve the audit objectives, the Department of Internal Audit performed the following:

- Evaluate whether amounts reported on the monthly fee reports were submitted in compliance with LGC §114.001 General Requirements Applicable to Reports and LGC §114.0043 Periodic Report to County Auditor;
- Verify monthly fee reports are mathematically accurate and are therefore approved as submitted in compliance with LGC §115.002 Examination of Books and Reports;
- Verify funds collected were deposited with the County Treasurer in compliance with LGC §113.022 Time for Making Deposits

## **AUDIT RESULTS**

---

- July and August Monthly fee reports were submitted in compliance with LGC §114.001 and LGC §114.0043
- September Monthly fee report was received on the 6<sup>th</sup> business day
- Monthly fee reports reviewed were mathematically accurate and therefore approved as submitted in compliance with LGC §115.002
- Funds collected were deposited with the County Treasurer in compliance with LGC §113.022

**Recommendation:** We recommend filing the monthly report by the fifth business day after the last day of each month per the LGC §114.001 (b) General Requirements Applicable to Reports.

## **CONCLUSION**

---

The report will be submitted to Commissioners Court April 28, 2020. If you have any questions regarding this report, please contact me at (936)-539-7820.

# **Montgomery County, Texas**

Federal and State Single Audit Report

For the Fiscal Year Ended September 30, 2019

**Montgomery County, Texas**  
Federal and State Single Audit Report  
For the Fiscal Year Ended September 30, 2019  
Table of Contents

**Page  
Number**

Independent Auditor's Report on Internal Control over Financial Reporting and on Compliance and Other Matters Based on an Audit of Financial Statements Performed in Accordance with <i>Government Auditing Standards</i> .....	1
Independent Auditor's Report on Compliance for Each Major Federal and State Program and Report on Internal Control over Compliance in Accordance with the Uniform Guidance and Texas Uniform Grant Management Standards.....	3
Schedule of Expenditures of Federal and State Awards .....	6
Notes to Schedule of Expenditures of Federal and State Awards .....	10
Schedule of Findings and Questioned Costs.....	11
Summary Schedule of Prior Audit Findings.....	13

**Independent Auditor's Report on Internal Control over Financial  
Reporting and on Compliance and Other Matters Based on an  
Audit of Financial Statements Performed in Accordance  
with Government Auditing Standards**

To the Honorable County Judge  
And County Commissioners and Management of  
Montgomery County, Texas  
P.O. Box 539  
Conroe, Texas 77305-0539

We have audited, in accordance with auditing standards generally accepted in the United States of America and the standards applicable to financial audits contained in *Government Auditing Standards* issued by the Comptroller General of the United States, the financial statements of the governmental activities, the business-type activities, each major fund, and the aggregate remaining fund information of Montgomery County, Texas (the County) as of and for the fiscal year ended September 30, 2019 and the related notes to the financial statements, which collectively comprise the County's basic financial statements, and have issued our report thereon dated March 18, 2020.

***Internal Control over Financial Reporting***

In planning and performing our audit of the financial statements, we considered the County's internal control over financial reporting (internal control) to determine the audit procedures that are appropriate in the circumstances for the purpose of expressing our opinions on the financial statements, but not for the purpose of expressing an opinion on the effectiveness of the County's internal control. Accordingly, we do not express an opinion on the effectiveness of the County's internal control.

A *deficiency in internal control* exists when the design or operation of a control does not allow management or employees in the normal course of performing their assigned functions, to prevent, or detect and correct misstatements on a timely basis. A *material weakness* is a deficiency, or a combination of deficiencies, in internal control, such that there is a reasonable possibility that a material misstatement of the entity's financial statements will not be prevented, or detected and corrected on a timely basis. A *significant deficiency* is a deficiency, or a combination of deficiencies, in internal control that is less severe than a material weakness, yet important enough to merit attention by those charged with governance.

Our consideration of internal control over financial reporting was for the limited purpose described in the first paragraph of this section and was not designed to identify all deficiencies in internal control that might be material weaknesses or significant deficiencies and therefore, material weaknesses or significant deficiencies may exist that were not identified. Given these limitations, during our audit, we did not identify any deficiencies in internal control over financial reporting that we consider to be material weaknesses. We did identify a deficiency in internal control, described in the accompanying schedule of findings and questioned costs as item 2019-001 that we consider to be a significant deficiency.

***Compliance and Other Matters***

As part of obtaining reasonable assurance about whether the County's financial statements are free from material misstatement, we performed tests of its compliance with certain provisions of laws, regulations, contracts, and grant agreements, noncompliance with which could have a direct and material effect on the determination of financial statement amounts. However, providing an opinion on compliance with those provisions was not an objective of our audit and, accordingly, we do not express such an opinion. The results of our tests disclosed no instances of noncompliance or other matters that are required to be reported under *Government Auditing Standards*.

Weaver and Tidwell, L.L.P.  
1406 Wilson Road, Suite 100 | Conroe, Texas 77304  
Main: 936.756.8127

The Honorable County Judge  
and County Commissioners and Management of  
Montgomery County, Texas

### **The County's Response to Findings**

The County's response to the finding identified in our audit is described in the accompanying schedule of findings and questioned costs. The County's response was not subjected to the auditing procedures applied in the audit of the financial statements and, accordingly, we express no opinion on it.

### **Purpose of this Report**

The purpose of this report is solely to describe the scope of our testing of internal control and compliance and the results of that testing, and not to provide an opinion on the effectiveness of the entity's internal control or on compliance. This report is an integral part of an audit performed in accordance with *Government Auditing Standards* in considering the entity's internal control and compliance. Accordingly, this communication is not suitable for any other purpose.

*Weaver and Tidwell, L.L.P.*

WEAVER AND TIDWELL, L.L.P.

Conroe, Texas  
March 18, 2020

**Independent Auditor's Report on Compliance for Each Major Federal  
and State Program and Report on Internal Control over Compliance  
in Accordance with the Uniform Guidance and Texas  
Uniform Grant Management Standards**

To The Honorable County Judge  
and County Commissioners and Management of  
Montgomery County  
P.O. Box 539  
Conroe, Texas 77305-0539

**Report on Compliance for Each Major Federal and State Program**

We have audited the Montgomery County, Texas (the County) compliance with the types of compliance requirements described in the *OMB Compliance Supplement* and the State of Texas *Uniform Grant Management Standards* (UGMS) that could have a direct and material effect on each of the County's major federal and state programs for the fiscal year ended September 30, 2019. The County's major federal and state programs are identified in the summary of auditor's results section of the accompanying schedule of findings and questioned costs.

***Management's Responsibility***

Management is responsible for compliance with federal and state statutes, regulations, and the terms and conditions of its federal and state awards applicable to its federal and state programs.

***Auditor's Responsibility***

Our responsibility is to express an opinion on compliance for each of the County's major federal and state programs based on our audit of the types of compliance requirements referred to above. We conducted our audit of compliance in accordance with auditing standards generally accepted in the United States of America; the standards applicable to financial audits contained in *Government Auditing Standards*, issued by the Comptroller General of the United States; and the audit requirements of Title 2 U.S. Code of Federal Regulations (CFR) Part 200, *Uniform Administrative Requirements, Cost Principles, and Audit Requirements for Federal Awards* (Uniform Guidance) and the State of Texas UGMS. Those standards and the Uniform Guidance and State of Texas UGMS require that we plan and perform the audit to obtain reasonable assurance about whether noncompliance with the types of compliance requirements referred to above that could have a direct and material effect on a major federal and state program occurred. An audit includes examining, on a test basis, evidence about the County's compliance with those requirements and performing such other procedures as we considered necessary in the circumstances.

We believe that our audit provides a reasonable basis for our opinion on compliance for each major federal and state program. However, our audit does not provide a legal determination of the County's compliance.

The Honorable County Judge  
and County Commissioners and Management of  
Montgomery County, Texas

### ***Opinion on Each Major Federal and State Program***

In our opinion, the County complied, in all material respects, with the types of compliance requirements referred to above that could have a direct and material effect on each of its major federal and state programs for the fiscal year ended September 30, 2019.

### **Report on Internal Control over Compliance**

Management of the County is responsible for establishing and maintaining effective internal control over compliance with the types of compliance requirements referred to above. In planning and performing our audit of compliance, we considered the County's internal control over compliance with the types of requirements that could have a direct and material effect on each major federal and state program to determine the auditing procedures that are appropriate in the circumstances for the purpose of expressing an opinion on compliance for each major federal and state program and to test and report on internal control over compliance in accordance with the Uniform Guidance and State of Texas UGMS, but not for the purpose of expressing an opinion on the effectiveness of internal control over compliance. Accordingly, we do not express an opinion on the effectiveness of the County's internal control over compliance.

*A deficiency in internal control over compliance* exists when the design or operation of a control over compliance does not allow management or employees, in the normal course of performing their assigned functions, to prevent, or detect and correct noncompliance with a type of compliance requirement of a federal and state program on a timely basis. *A material weakness in internal control over compliance* is a deficiency, or combination of deficiencies in internal control over compliance, such that there is a reasonable possibility that material noncompliance with a type of compliance requirement of a federal and state program will not be prevented, or detected and corrected on a timely basis. *A significant deficiency in internal control over compliance* is a deficiency, or a combination of deficiencies, in internal control over compliance with a type of compliance requirement of a federal and state program that is less severe than a material weakness in internal control over compliance, yet important enough to merit attention by those charged with governance.

Our consideration of internal control over compliance was for the limited purpose described in the first paragraph of this section and was not designed to identify all deficiencies in internal control over compliance that might be material weaknesses or significant deficiencies. We did not identify any deficiencies in internal control over compliance that we consider to be material weaknesses. However, material weaknesses may exist that have not been identified.

The purpose of this report on internal control over compliance is solely to describe the scope of our testing of internal control over compliance and the results of that testing based on the requirements of the Uniform Guidance and the State of Texas UGMS. Accordingly, this report is not suitable for any other purpose.

The Honorable County Judge  
and County Commissioners and Management of  
Montgomery County, Texas

**Report on Schedule of Expenditures of Federal and State Awards Required by the Uniform Guidance and Texas Uniform Grant Management Standards**

We have audited the financial statements of the governmental activities, the business-type activities, each major fund, and the aggregate remaining fund information of the County as of and for the fiscal year ended September 30, 2019 and the related notes to the financial statements, which collectively comprise the County's basic financial statements. We issued our report thereon dated March 18, 2020 which contained unmodified opinions on those financial statements. Our audit was conducted for the purpose of forming opinions on the financial statements that collectively comprise the basic financial statements. The accompanying schedule of expenditures of federal and state awards is presented for purposes of additional analysis as required by the Uniform Guidance and State of Texas UGMS and is not a required part of the basic financial statements. Such information is the responsibility of management and was derived from and relates directly to the underlying accounting and other records used to prepare the basic financial statements. The information has been subjected to the auditing procedures applied in the audit of the financial statements and certain additional procedures, including comparing and reconciling such information directly to the underlying accounting and other records used to prepare the basic financial statements or to the basic financial statements themselves, and other additional procedures in accordance with auditing standards generally accepted in the United States of America. In our opinion, the schedule of expenditures of federal and state awards is fairly stated, in all material respects, in relation to the basic financial statements as a whole.

*Weaver and Tidwell, L.L.P.*

WEAVER AND TIDWELL, L.L.P.

Conroe, Texas  
April 7, 2020

# Montgomery County, Texas

## Schedule of Expenditures of Federal and State Awards For the Fiscal Year Ended September 30, 2019

Grantor/ Pass-Through Grantor/ Program Title	Federal CFDA # Number	Project Number	Grant Funds Expended	Pass-Through Amount to Subrecipients
<b>FEDERAL FUNDING:</b>				
<b>U.S. DEPARTMENT OF AGRICULTURE</b>				
Child Nutrition Cluster:				
Direct Program:				
National School Lunch Program (18-19SY)	10.555	CEID: 01340	\$ 27,896	\$ -
National School Lunch Program (19-20SY)	10.555	CEID: 01340	10,864	-
Total Program 10.555			38,760	-
National School Breakfast Program (18-19SY)	10.553	CEID: 01340	18,400	-
National School Breakfast Program (19-20SY)	10.553	CEID: 01340	7,049	-
Total Program 10.553			25,449	-
Total Direct Program			64,209	-
Total Child Nutrition Cluster			64,209	-
<b>TOTAL U.S. DEPARTMENT OF AGRICULTURE</b>			64,209	-
<b>U.S. DEPARTMENT OF HOUSING AND URBAN DEVELOPMENT</b>				
CDBG Entitlement Grants Cluster:				
Direct Program:				
Community Development Block Grant	14.218	8-13-UC-48-0006	10,252	-
Community Development Block Grant	14.218	8-14-UC-48-0006	23,370	-
Community Development Block Grant	14.218	8-15-UC-48-0006	490,043	-
Community Development Block Grant	14.218	8-16-UC-48-0006	105,660	-
Community Development Block Grant	14.218	8-17-UC-48-0006	29,075	-
Community Development Block Grant	14.218	8-18-UC-48-0006	860,901	382,770
Total Program 14.218			1,519,301	382,770
Total CDBG-Entitlement Grants Cluster			1,519,301	382,770
Emergency Shelter Grants Program (ESGP)	14.231	E-18UC-48-0006	8,199	197,624
Total Program 14.231			8,199	197,624
Home Program	14.239	M-14-UC-48-0235	70,493	-
Home Program	14.239	M-17-UC-48-0235	2,369	-
Home Program	14.239	M-18-UC-48-0235	243,758	-
Total Program 14.239			316,620	-
Total Direct Program			1,844,120	580,394
Passed Through the General Land Office				
CDBG-DR Housing 2016 Floods	14.228	18-522-000-B262	1,370	-
CDBG-DR 2016 Floods Infrastructure	14.228	19-076-018-B367	612	-
Total Program 14.228			1,982	-
Total Passed Through the General Land Office			1,982	-
<b>TOTAL U.S. DEPARTMENT OF HOUSING AND URBAN DEVELOPMENT</b>			1,846,102	580,394
<b>U.S. DEPARTMENT OF JUSTICE</b>				
Direct Program:				
State Criminal Alien Assistance Program (SCAAP)	16.606	2018-H0630-TX-AP	185,427	-
Total Program 16.606			185,427	-
Smart Prosecution Grant	16.825	2018-AR-BX-0017	159,855	-
Total Program 16.825			159,855	-
JAG LED Signs	16.738	2017-DJ-8X-0572	48,443	-
JAG Body Cameras	16.738	2018-DJ-8X-0023	49,095	-
Forensics Accreditation Grant	16.738	2017-DN-BX-0152	16,463	-
Total Program 16.738			114,001	-
Federal Equitable Sharing	16.922	TX1700000	183,526	-
Federal Equitable Sharing	16.922	TX170015A	82,559	-
Total Program 16.922			266,085	-
Total Direct Program			725,368	-
Passed Through the State Criminal Justice Division:				
Traffic Management Speed Trailer	16.738	3574901	9,977	-
Total Program 16.738			9,977	-
Child Victim Coordinator Project	16.575	2872002	82,595	-
Total Program 16.575			82,595	-
Domestic Violence Investigator	16.588	3398302	68,658	-
Domestic Violence Investigator	16.588	3398303	5,981	-
Total Program 16.588			74,639	-
Total Passed Through the State Criminal Justice Division			167,211	-

The Notes to Schedule of Expenditures of Federal and State Awards are an integral part of this schedule.

# Montgomery County, Texas

## Schedule of Expenditures of Federal and State Awards - Continued For the Fiscal Year Ended September 30, 2019

Grantor/ Pass-Through Grantor/ Program Title	Federal CFDA # Number	Project Number	Grant Funds Expended	Pass-Through Amount to Subrecipients
Passed Through the Houston Police Department: Human Trafficking Rescue Alliance Task Force	16.320	N/A	47,143	-
Total Program 16.320			47,143	-
Total Passed Through the Houston Police Department			47,143	-
<b>TOTAL U.S. DEPARTMENT OF JUSTICE</b>			939,722	-
<b>U.S. DEPARTMENT OF TRANSPORTATION</b>				
Passed Through the State Department of Transportation: Parallel Taxway Project	20.106	1812CONRO	486,098	-
Taxway G&F- Design Phase	20.106	1912CNROE	103,965	-
Total Program 20.106			590,063	-
Highway Safety Cluster: STEP-Comprehensive	20.600	2019-MoCoP5Co-S-1YG-00070	10,871	-
STEP-Comprehensive	20.600	2019-MontagSO-S-1YG-00050	96,600	-
Total Program 20.600			107,471	-
Alcohol Traffic Safety & Drunk Driving Prevention Incentive	20.616	2019-MCDAO-G-1YG-0121	143,603	-
STEP-Impaired Driving Mobilization FY 19	20.616	2019-MontagSO-HDM-00006	6,349	-
STEP-Impaired Driving Mobilization FY 19	20.616	2019-MoCoP5Co-IDM-00007	3,940	-
STEP-Impaired Driving Mobilization FY 19	20.616	2019-MoCoP4Co-IDM-00008	8,727	-
STEP-Impaired Driving Mobilization FY 19	20.616	2019-MoCoP3Co-IDM-00028	9,840	-
Total Program 20.616			172,479	-
Total Highway Safety Cluster			279,950	-
Total Passed Through the State Department of Transportation			870,013	-
<b>TOTAL U.S. DEPARTMENT OF TRANSPORTATION</b>			870,013	-
<b>U.S. INSTITUTE OF MUSEUM AND LIBRARY SERVICES</b>				
Passed Through the State Library and Archives Commission: Interlibrary Loan Lending Reimbursement Program	45.310	LS-00-18-0044-18	21,339	-
Total Program 45.310			21,339	-
Total Passed Through the State Library and Archives Commission			21,339	-
<b>TOTAL U.S. INSTITUTE OF MUSEUM AND LIBRARY SERVICES</b>			21,339	-
<b>U.S. DEPARTMENT OF HEALTH AND HUMAN SERVICES</b>				
Passed Through the State Department of Family and Protective Services: Foster Care Title IV-E (ADM)	93.658	24731933	9,809	-
Foster Care Title IV-E	93.658	24731513	72,989	-
Total Program 93.658			82,798	-
Total Passed Through the State Department of Family and Protective Services			82,798	-
<b>TOTAL U.S. DEPARTMENT OF HEALTH AND HUMAN SERVICES</b>			82,798	-
<b>EXECUTIVE OFFICE OF THE PRESIDENT</b>				
Direct Program: High Intensity Drug Trafficking Areas	95.001	G17HN0018A	131,343	-
Total Program 95.001			131,343	-
Total Direct Program			131,343	-
<b>TOTAL EXECUTIVE OFFICE OF THE PRESIDENT</b>			131,343	-
<b>FEDERAL EMERGENCY MANAGEMENT AGENCY</b>				
Passed Through the Texas Water Development Board: Texas Hurricane Harvey	97.036	1600012123	36,062	-
Total Total Program 97.037			36,062	-
Total Total Passed Through the Texas Water Development Board			36,062	-
<b>TOTAL FEDERAL EMERGENCY MANAGEMENT AGENCY</b>			36,062	-
<b>U.S. DEPARTMENT OF HOMELAND SECURITY</b>				
Passed Through the State Criminal Justice Division: HSGP-Montgomery County Community Preparedness & Regional Planning	97.067	2976303	73,877	-
HSGP-Montgomery County Community Preparedness & Regional Planning	97.067	2976304	147,686	-
HSGP-Montgomery County Regional HazMat Team Sustainment	97.067	2976402	196,704	-
HSGP- Montgomery County EOC Sustainment	97.067	2976902	159,089	-
HSGP- Montgomery County EOC Enhancement/Regional Technology Sustainment	97.067	2976903	48,195	-
HSGP- Montgomery County EOC/Regional Technology Sustainment	97.067	2976904	131,270	-
HSGP- Montgomery County Public Safety Video Initiative	97.067	2977002	706,243	-
HSGP- Montgomery County First Responder FC Specialized Team Sustainment	97.067	3419301	162,542	-
HSGP- Montgomery County First Responder LE Special Response	97.067	3420701	2,556	-
HSGP- Montgomery County First Responder LE Special Response	97.067	3420702	90,000	-
HSGP- Montgomery County EOC Enhancement/Regional Technology	97.067	3694701	1,983	-
HSGP- Montgomery County LE SWAT Sustainment	97.067	3664601	31,120	-
HSGP- Montgomery County M&A	97.067	2986503	8,277	-
HSGP- Montgomery County M&A	97.067	2986504	24,907	-
Total Program 97.067			1,784,449	-
Total Passed Through the State Criminal Justice Division			1,784,449	-
<b>TOTAL U.S. DEPARTMENT OF HOMELAND SECURITY</b>			1,784,449	-

The Notes to Schedule of Expenditures of Federal and State Awards are an integral part of this schedule.

# Montgomery County, Texas

## Schedule of Expenditures of Federal and State Awards – Continued For the Fiscal Year Ended September 30, 2019

Grantor/ Pass-Through Grantor/ Program Title	Federal CFDA # Number	Project Number	Grant Funds Expended	Pass-Through Amount to Subrecipients
<b>CENTERS FOR DISEASE CONTROL AND PREVENTION</b>				
Passed Through the Department of Health and Human Services Hurricane Harvey Crisis Project-Vector Control	93.354	HHS000371500012	158,205	-
Total Program 93.354			158,205	-
Total Passed Through the Department of Health and Human Services			158,205	-
<b>TOTAL CENTERS FOR DISEASE CONTROL AND PREVENTION</b>			158,205	-
<b>TOTAL FEDERAL FUNDING</b>			5,934,242	580,394
<b>STATE FUNDING:</b>				
<b>TEXAS VETERAN'S COMMISSION</b>				
Direct Program:				
Veteran's Court Program- TVC	N/A	VTC_18_0604	70,767	-
Veteran's Court Program- TVC	N/A	VTC-19-0002	35,048	-
Total Direct Program			105,835	-
<b>TOTAL TEXAS VETERAN'S COMMISSION</b>			105,835	-
<b>TEXAS DEPARTMENT OF MOTOR VEHICLES</b>				
Direct Program:				
Motor Vehicle Salvage/Theft Reduction Inspn-25	N/A	608-19-1700000	172,520	121,458
Motor Vehicle Salvage/Theft Reduction Inspn-26	N/A	608-20-1700000	14,667	10,657
Total Direct Program			187,207	132,115
<b>TOTAL TEXAS DEPARTMENT OF MOTOR VEHICLES</b>			187,207	132,115
<b>TEXAS DEPARTMENT OF TRANSPORTATION</b>				
Direct Program:				
Routine Airport Maintenance Program	N/A	M1912CONR	22,674	-
Total Direct Program			22,674	-
<b>TOTAL TEXAS DEPARTMENT OF TRANSPORTATION</b>			22,674	-
<b>TEXAS STATE OFFICE OF THE ATTORNEY GENERAL</b>				
Direct Program:				
SAVNS Maintenance Grant, FY 19	N/A	1990563	26,168	-
SAVNS Maintenance Grant, FY 20	N/A	2003887	2,514	-
Total Direct Program			28,682	-
<b>TOTAL TEXAS STATE OFFICE OF THE ATTORNEY GENERAL</b>			28,682	-
<b>TEXAS INDIGENT DEFENSE COMMISSION</b>				
Direct Program:				
Indigent Defense Services - Formula Grant	N/A	212-19-170	439,925	-
Total Direct Program			439,925	-
<b>TOTAL TEXAS INDIGENT DEFENSE COMMISSION</b>			439,925	-
<b>GENERAL APPROPRIATIONS ACT- "RIDER 97"</b>				
Passed Through Texas Department of State Health Services:				
Forensic Hospital Services	N/A	2016-048567-001B	15,688,326	-
Forensic Hospital Services	N/A	2016-048567-001C	1,249,609	-
Total Passed Through Texas Department of State Health Services			16,937,935	-
<b>TOTAL GENERAL APPROPRIATIONS ACT- "RIDER 97"</b>			16,937,935	-
<b>HOUSTON-GALVESTON AREA COUNCIL</b>				
Direct Program:				
Regional Juvenile Mental Health Services, FY 19	N/A	N/A	18,500	-
Total Direct Program			18,500	-
<b>TOTAL HOUSTON-GALVESTON AREA COUNCIL</b>			18,500	-
<b>TOTAL STATE FUNDING</b>			17,740,758	132,115
<b>LOCAL FUNDING:</b>				
<b>THE NRA FOUNDATION</b>				
Direct Program:				
FY19 Training Equipment Project	N/A	JEU9X8	3,710	-
FY19 Training Grant	N/A	19TXE026	3,671	-
FY19 Training Grant	N/A	19TXE05	2,978	-
Total Direct Program			10,359	-
<b>TOTAL THE NRA FOUNDATION</b>			10,359	-
<b>EAST MONTGOMERY COUNTY IMPROVEMENT DISTRICT</b>				
Direct Program:				
Body Cameras	N/A	N/A	4,800	-
Emergency Response Equipment	N/A	N/A	48,801	-
Total Direct Program			53,601	-
<b>TOTAL EAST MONTGOMERY COUNTY IMPROVEMENT DISTRICT</b>			53,601	-
<b>PETCO FOUNDATION</b>				
Direct Program:				
Hurricane Harvey2	N/A	N/A	127,163	-
2018 Petco	N/A	N/A	86,080	-
Total Direct Program			213,243	-
<b>TOTAL PETCO FOUNDATION</b>			213,243	-

The Notes to Schedule of Expenditures of Federal and State Awards are an integral part of this schedule.

# Montgomery County, Texas

## Schedule of Expenditures of Federal and State Awards – Continued For the Fiscal Year Ended September 30, 2019

Grantor/ Pass-Through Grantor/ Program Title	Federal CFDA # Number	Project Number	Grant Funds Expended	Pass-Through Amount to Subrecipients
<b>PETSMART CHARITIES</b>				
Direct Program: FY18 Pet Retention Grant	N/A	N/A	1,120	-
Total Direct Program			1,120	-
<b>TOTAL PETSMART CHARITIES</b>			1,120	-
<b>WWW FOUNDATION</b>				
Direct Program: WWW Foundation Award	N/A	N/A	1,387	-
Total Direct Program			1,387	-
<b>TOTAL WWW FOUNDATION</b>			1,387	-
<b>TRI-COUNTY HEALTH ALLIANCE</b>				
Direct Program: Mobile AED's and Tourniquets	N/A	N/A	3,399	-
Total Direct Program			3,399	-
<b>TOTAL TRI-COUNTY HEALTH ALLIANCE</b>			3,399	-
<b>MONTGOMERY COUNTY EMERGENCY COMMUNICATIONS DISTRICT</b>				
Direct Program: FY19 PSAP	N/A	N/A	59,334	-
Total Direct Program			59,334	-
<b>TOTAL MONTGOMERY COUNTY EMERGENCY COMMUNICATIONS DISTRICT</b>			59,334	-
<b>TOTAL LOCAL FUNDING</b>			342,443	-
<b>GRAND TOTAL ALL FUNDING</b>			<u>\$ 24,017,443</u>	<u>\$ 712,509</u>

The Notes to Schedule of Expenditures of Federal and State Awards are an integral part of this schedule.

## **Montgomery County, Texas**

Notes to the Schedule of Expenditures of Federal and State Awards  
For the Fiscal Year Ended September 30, 2019

### **Note 1. General**

The accompanying schedule of expenditures of federal and state awards presents the activity of all applicable federal and state awards of Montgomery County, Texas (the County). The County's reporting entity is defined in Note 1 to the County's basic financial statements. Federal and state awards received directly from federal and state agencies as well as federal and state awards passed through other government agencies are included in this schedule. The information on this schedule is prepared in accordance with the requirements of Title 2 U.S. Code of Federal Regulations Part 200, *Uniform Administrative Requirements, Cost Principles, and Audit Requirements for Federal Awards* (Uniform Guidance) and State of Texas *Uniform Grant Management Standards* (UGMS).

### **Note 2. Basis of Accounting**

The accounting and financial reporting treatment applied to a fund is determined by its measurement focus. The governmental fund types are accounted for using a current financial resources measurement focus. All federal and state grant funds were accounted for in a special revenue fund, a component of the governmental fund type or general fund. With this measurement focus, only current assets and current liabilities generally are included on the balance sheet. Operating statements of these funds present increases (i.e. revenues and other financing resources) and decreases (i.e. expenditures and other financing uses) in fund balance.

The modified accrual basis of accounting is used for the governmental fund types. This basis of accounting recognizes revenues in the accounting period in which they become susceptible to accrual (i.e. both measurable and available); and, expenditures in the accounting period in which the fund liability is incurred, if measurable. Federal and state grant funds are considered to be earned to the extent of expenditures made under the provisions of the grant, and accordingly when such funds are received, they are recorded as deferred revenues until earned.

The County has elected not to use the 10 percent de minimis indirect cost rate as allowed under the Uniform Guidance.

### **Note 3. Availability of Federal and State Grant Funds**

The period of availability for federal and state grant funds for the purpose of liquidation of outstanding obligations made on or before the ending date of the project period extended 90 days beyond the project period ending date.

### **Note 4. Relationship to Federal and State Financial Reports**

Grant expenditure reports as of September 30, 2019, which have been submitted to grantor agencies will, in some cases, differ slightly from amounts disclosed herein. The reports prepared for grantor agencies are typically prepared at a later date and often reflect refined estimates of year-end accruals. The reports will agree at termination of the grant as the discrepancies noted are timing differences.

## Montgomery County, Texas

Schedule of Findings and Questioned Costs  
For the Fiscal Year Ended September 30, 2019

### Section 1. Summary of Auditors' Results

#### Financial Statements

- |   |            |
|---|------------|
| 1. Type of auditors' report issued  | Unmodified |
| 2. Internal Control over Financial Reporting:   |            |
| a. Material Weakness(es) identified?  | No         |
| b. Significant Deficiency(ies) identified that are not<br>considered to be material weaknesses? | Yes        |
| 3. Noncompliance material to Financial Statements noted?  | No         |

#### Federal and State Awards

- |  |  |
|--|--|
| 4. Internal control over major programs:   |  |
| a. Material Weakness(es) identified?   | No   |
| b. Significant Deficiency(ies) identified that are not<br>considered to be material weaknesses?  | None reported  |
| 5. Type of auditors' report issued on compliance with<br>major programs  | Unmodified   |
| 6. Any audit findings disclosed that are required to be<br>reported in accordance with Section 510(a) of Uniform Guidance<br>and Texas Uniform Grant Management Standards? | No   |
| 7. Identification of Major Federal Programs  | CDBG – Entitlement Grants Cluster<br>14.218                        |
| 8. Identification of Major State Programs  | Forensic Hospital Services<br>2016-048567-001B<br>2016-048567-001C |
| 9. Dollar threshold used to distinguish between<br>Type A and Type B federal programs  | \$750,000  |
| 10. Dollar threshold used to distinguish between<br>Type A and Type B state programs   | \$536,186  |
| 11. Auditee Qualified as a Low-Risk Auditee?   | Yes  |

## **Montgomery County, Texas**

Schedule of Findings and Questioned Costs – Continued  
For the Fiscal Year Ended September 30, 2019

### **Section 2. Financial Statement Findings**

#### **2019-001 Significant Deficiency in Internal Control in Investment Reconciliation**

##### **1. Findings Related to Internal Control over Financial Reporting**

###### Criteria

Management is responsible for the accuracy and completeness of all financial records and related information and for establishing and maintaining effective internal control over financial reporting. The existence of a material misstatement of an entity's financial statements is an indication of a significant deficiency in internal control.

###### Condition:

During our audit procedures, we identified a misstatement in the County's investments. The reconciliation reported a difference of approximately \$1.6 million. The financial statements were adjusted by management to correct the misstatement identified during the audit.

###### Cause:

The investments were not fully reconciled to year-end investment statements.

###### Effect or Potential Effect:

Misstatements of the County's financial statements were not prevented, or detected and corrected, by the County's system of internal control. Failure to establish effective monitoring and closing procedures may allow material misstatements to exist and be reported without notice.

###### Corrective Action Plan of Management:

In addition to correcting the misstatements identified during the audit by adjusting the financial statements accordingly, the County has created a new accounting position, Financial Analyst, primarily dedicated to ensuring the Toll Road Authority Enterprise Fund account is accurate and complete with appropriate supporting documentation of transactions and investments. The Financial Analyst's functions and accounting transactions will be continually monitored, reviewed, and approved by management (including monthly reconciliation of account investments) to ensure the ongoing detection and prevention of misstatements to the financial statements.

###### Estimated Completion Date:

March 31, 2020

###### Montgomery County Contact Person:

Rakesh Pandey, County Auditor

### **Section 3. Federal and State Award Findings and Questioned Costs**

None reported

## **Montgomery County, Texas**

Summary Schedule of Prior Audit Findings  
For the Fiscal Year Ended September 30, 2019

### **Prior Year Findings**

None reported

# **MONTGOMERY COUNTY, TEXAS**

## **Monthly Unaudited Financial Report**



**For the 5 Months Ended  
February 29, 2020**

This page left blank intentionally.

**MONTGOMERY COUNTY, TEXAS**

**MONTHLY UNAUDITED FINANCIAL REPORT**

**Prepared by**

**THE MONTGOMERY COUNTY AUDITOR'S OFFICE**  
**Rakesh Pandey, CPA**  
**County Auditor**

\*Information is presented based on ledger balances and entries posted through April 6, 2020 for the month ended February 29, 2020.  
This is unaudited information.\*

This page left blank intentionally.

**MONTGOMERY COUNTY, TEXAS**  
**Unaudited Monthly Financial Report**  
**As of February 29, 2020**

**TABLE OF CONTENTS**

---

	<b>Page</b>
County Auditor's Letter of Transmittal	i

**FINANCIAL STATEMENTS**

Consolidated Balance Sheet, Governmental Funds and Montgomery County Toll Road Authority Enterprise Fund	2
Changes in Fund Balance, Governmental Funds and Montgomery County Toll Road Authority Enterprise Fund	3
Statement of Net Position - Internal Service Funds	4
Statement of Changes in Net Position - Internal Service Funds	5

**BUDGET STATUS**

Schedule of Expenditures - All Departments - Budget and Year-to-Date Actual	8-11
---	------

**SCHEDULES**

Schedule of Revenues and Expenses - Montgomery County Toll Road Authority	13
Transfers In and Out - By Fund	14
Schedule of Bond Indebtedness	15
Schedule of Bond Indebtedness - Montgomery County Toll Road Authority	16
Reconciliation of Cash and Investment Balances	17

This page left blank intentionally.



**Montgomery County, Texas**  
**Office of the County Auditor**  
501 North Thompson, Suite 205, Conroe, Texas 77301  
P. O. Box 539, Conroe, Texas 77305

Rakesh Pandey, CPA  
County Auditor

Angela H. Blocker  
1<sup>st</sup> Assistant County Auditor

April 14, 2020

The Commissioners' Court  
Montgomery County, Texas

Honorable Commissioners:

The unaudited and unadjusted Monthly Financial Report of Montgomery County, Texas and the Montgomery County Toll Road Authority is submitted herewith for the period from February 1, 2020 through February 29, 2020. This report was prepared by the County Auditor in compliance with Chapter 114 Section 023 of the Local Government Code.

The Monthly Financial Report is presented in three sections: **Financial Statements**, **Budget Status**, and **Schedules**. Included in the Financial Statements are a Consolidated Balance Sheet and a Statement of Changes in Fund Balance. These statements report on all funds of the County. The Budget Status section is comprised of a Schedule of Expenditures for all departments showing the adjusted budget, the current month's actual activity, the activity for the year to date, current encumbrances and the remainder in the budget. The Schedules section includes a Schedule of Bonded Debt and a Schedule of Transfers to and from each fund.

This report is designed to provide a general overview of Montgomery County's finances for all those with an interest in the County's finances at a specific point during the fiscal year. However, the reader should note that the report does not include those disclosures associated with, and usually made a part of, audited financial statements. Questions concerning any of the information provided in this report or requests for additional financial information should be addressed to the Montgomery County Auditor, P.O. Box 539, Conroe, Texas 77305-0539.

Respectfully submitted,

Rakesh Pandey  
Montgomery County Auditor

RP/mo

This page left blank intentionally.

# **FINANCIAL STATEMENTS**

(unaudited)

**MONTGOMERY COUNTY, TEXAS**  
**Consolidated Balance Sheet**  
**Governmental Funds and Montgomery County Toll Road Authority Enterprise Fund**  
**For the 5 Months Ended February 29, 2020**

	Total Governmental Funds	Montgomery County Toll Road Authority	Total
<b>Assets:</b>			
Cash	\$ 297,927,018	\$ 25,083,092	\$ 323,010,110
Investments, at Fair Value	186,647,759	33,025,686	219,673,445
Receivables:			
Taxes (net)	6,906,837	-	6,906,837
Accounts (net)	9,843	-	9,843
Due From Other Funds	113,338,968	-	113,338,968
Due From Other Governments	106,864	-	106,864
Prepaid Items	834,967	-	834,967
Capital Assets, net of accumulated depreciation	-	93,323,207	93,323,207
<b><u>Total Assets</u></b>	<b><u>605,772,256</u></b>	<b><u>151,431,985</u></b>	<b><u>757,204,241</u></b>
<b><u>LIABILITIES AND FUND BALANCES:</u></b>			
Current Liabilities:			
Accounts Payable	1,761,913	17	1,761,930
Other Payables	2,460,932	182,667	2,643,599
Due to Other Funds	104,252,992	29,416,615	133,669,607
Due to Other Governments	11,410	-	11,410
Deferred Revenue	10,333,844	-	10,333,844
Revenue Bonds Payable	-	87,680,000	87,680,000
Unamortized Premium on Bonds	-	7,510,104	7,510,104
Total liabilities	<u>118,821,091</u>	<u>124,789,403</u>	<u>243,610,494</u>
Fund Balances:			
Net investment in capital assets	-	93,323,207	93,323,207
Reserved	237,737,147	-	237,737,147
Unreserved	249,214,018	(66,680,625)	182,533,393
Total Fund Balances	<u>486,951,165</u>	<u>26,642,582</u>	<u>513,593,747</u>
<b><u>TOTAL LIABILITIES AND FUND BALANCES</u></b>	<b><u>\$ 605,772,256</u></b>	<b><u>\$ 151,431,985</u></b>	<b><u>\$ 757,204,241</u></b>

**MONTGOMERY COUNTY, TEXAS**  
**Statement of Changes in Fund Balance**  
**Governmental Funds and Montgomery County Toll Road Authority Enterprise Fund**  
**For the 5 Months Ended February 29, 2020**

	<u>General Fund</u>	<u>Special Revenue Funds</u>	<u>Debt Service Funds</u>	<u>Capital Project Funds</u>	<u>Montgomery County Toll Road Authority</u>	<u>Total All Funds</u>
Fund Balance, 02/1/2020	\$ 249,571,823	\$ 45,586,041	\$ 46,488,398	\$ 178,188,584	\$ 30,077,479	\$ 519,834,846
Revenues/Other Financing Sources	\$ 16,943,747	\$ 3,780,407	\$ 2,886,399	\$ 215,359	\$ 611,238	\$ 23,825,912
Expenditures/Other Financing Uses	\$ (17,301,552)	\$ (6,884,392)	\$ (25,052,658)	\$ (7,470,991)	\$ (4,046,135)	\$ (56,709,593)
Fund Balance, 02/29/2020	<u>\$ 249,214,018</u>	<u>\$ 42,482,056</u>	<u>\$ 24,322,139</u>	<u>\$ 170,932,952</u>	<u>\$ 26,642,582</u>	<u>\$ 513,593,747</u>

**MONTGOMERY COUNTY, TEXAS**  
**Statement of Net Position**  
**Internal Service Funds**  
**For the 5 Months Ended February 29, 2020**

	<u>Total Internal Service Funds</u>
<b>Assets:</b>	
Cash	\$ 2,968,551
Other Receivables	
Accounts (net)	686,715
Due From Other Funds	23,256,792
Prepaid Items	570,438
Capital Assets (net of accumulated depreciation):	
Buildings	757,030
Equipment	9,645
Total assets	<u>28,249,171</u>
 <b>Liabilities:</b>	
Current Liabilities:	
Other Payables	10,449,633
Due to General Fund	644,531
Due to Wellness Clinic	588,056
Total liabilities	<u>11,682,220</u>
 <b>Net Position:</b>	
Invested in capital assets	766,675
Unreserved	15,800,276
<b>Total Net Position</b>	<u><u>\$ 16,566,951</u></u>

**MONTGOMERY COUNTY, TEXAS**  
**Statement of Changes in Net Position**  
**Internal Service Funds**  
**For the 5 Months Ended February 29, 2020**

	<u>Total Internal Service Funds</u>
<b>Current Operating Revenues:</b>	
Fees	\$ 2,918,458
Total Operating Revenues	<u>2,918,458</u>
 <b>Current Operating Expenses:</b>	
Supplies	378
Services	3,107,865
Total Operating Expenses	<u>3,108,243</u>
 Change in net position	(189,785)
 Total Net Position - February 1, 2020	16,756,736
 <b>Total Net Position - February 29, 2020</b>	<u><u>\$ 16,566,951</u></u>

This page left blank intentionally.

# **BUDGET STATUS**

(unaudited)

**MONTGOMERY COUNTY, TEXAS**  
**Schedule of Expenditures - All Departments**  
**Budget and Year-to-Date Actual for the 5 Months Ended February 29, 2020**

Page 1 of 4

	Adjusted Budget	Current Month Actual	Year- to-Date Actual	Encumbrances	Unexpended Budget
<b><u>GENERAL ADMINISTRATION:</u></b>					
County Judge	541,206	47,529	209,984	1,812	329,410
Human Resources	634,302	46,464	255,749	810	377,743
Risk Management	980,289	84,721	346,720	2,712	630,857
County Clerk	2,500,233	189,670	971,007	1,904	1,527,322
Collections	490,766	32,348	159,363	-	331,403
Veterans' Service	326,248	24,884	128,560	17	197,671
Information Technology Services	8,383,029	747,064	3,519,311	400,996	4,462,722
Purchasing Agent	1,179,272	90,190	465,693	294	713,285
Records Management & Preservation	5,478,928	115,613	422,615	4,172,522	883,791
Permits	518,928	34,284	193,454	25	325,449
Worthless Checks Division	32,355	2,525	12,994	-	19,361
County-Wide	13,068,985	44,736	8,274,304	24,178	4,770,503
<b><u>TOTAL GENERAL ADM</u></b>	<b><u>34,134,541</u></b>	<b><u>1,460,028</u></b>	<b><u>14,959,754</u></b>	<b><u>4,605,270</u></b>	<b><u>14,569,517</u></b>
<b><u>JUDICIAL:</u></b>					
County Court No1	533,338	40,311	208,559	265	324,514
County Court No2	928,893	73,224	364,947	168	563,778
County Court No3	843,986	63,726	333,533	386	510,067
County Court No4	541,102	41,387	212,652	-	328,450
County Court No5	521,357	39,566	202,296	277	318,784
9 <sup>th</sup> District Court	356,912	27,080	138,874	750	217,288
410 <sup>th</sup> District Court	499,478	37,617	195,790	-	303,688
221 <sup>st</sup> District Court	356,093	26,774	143,703	968	211,422
284 <sup>th</sup> District Court	752,041	57,512	293,863	43	458,135
359 <sup>th</sup> District Court	417,112	35,769	165,975	114	251,023
418 <sup>th</sup> District Court	663,986	49,920	254,575	-	409,411
435 <sup>th</sup> District Court	374,848	27,826	145,950	512	228,386
Court Operations	7,877,034	66,678	243,973	201	7,632,860
Indigent Defense	-	363,848	2,829,194	5,576	(2,834,770)
Drug Court	1,014,519	67,461	307,717	1,541	705,261
Office of Court Admin	734,526	49,894	273,877	23	460,626
District Attorney	12,792,511	1,013,688	4,975,408	58,954	7,758,149
District Clerk	3,775,470	275,313	1,454,728	25,935	2,294,807
Justice of Peace Pct 1	1,010,630	76,986	388,639	65	621,926
Justice of Peace Pct 2	711,184	55,513	259,939	89	451,156
Justice of Peace Pct 3	1,339,610	97,302	513,525	5,028	821,057
Justice of Peace Pct 4	1,098,888	73,183	399,838	204	698,846
Justice of Peace Pct 5	635,095	57,435	243,307	232	391,556
Judicial Technology	1,016,515	509,607	663,972	26,554	325,989
Court Technology County/District	19,052	371	4,982	226	13,844
Court Guardianship	30,000	1,240	16,589	-	13,411

**MONTGOMERY COUNTY, TEXAS**  
**Schedule of Expenditures - All Departments**  
**Budget and Year-to-Date Actual for the 5 Months Ended February 29, 2020**

Page 2 of 4

	Adjusted Budget	Current Month Actual	Year- to-Date Actual	Encumbrances	Unexpended Budget
<b>JUDICIAL (cont'd):</b>					
Court Reporter Service Fund	141,843	5,084	45,336	724	95,783
Juvenile Case Manager	377,192	24,469	123,717	-	253,475
Justice Court Technology	110,306	3,438	54,654	2,567	53,085
Veterans Treatment Court	164,952	11,667	55,795	1,198	107,959
<b>TOTAL JUDICIAL</b>	<b>39,638,473</b>	<b>3,273,889</b>	<b>15,515,907</b>	<b>132,600</b>	<b>23,989,966</b>
<b>LEGAL:</b>					
County Attorney	3,584,367	308,500	1,434,895	1,080	2,148,392
Law Library	296,491	30,989	114,494	14,926	167,071
Alternate Dispute Resolution	150,000	-	45,315	-	104,685
<b>TOTAL LEGAL</b>	<b>4,030,858</b>	<b>339,489</b>	<b>1,594,704</b>	<b>16,006</b>	<b>2,420,148</b>
<b>ELECTIONS:</b>					
<b>TOTAL ELECTIONS</b>	<b>1,506,619</b>	<b>282,043</b>	<b>1,182,271</b>	<b>33,758</b>	<b>290,590</b>
<b>FINANCIAL ADMINISTRATION:</b>					
County Auditor	2,147,112	158,630	816,361	309	1,330,442
Budget Office	335,947	25,014	127,774	73	208,100
Financial Technology	587,945	-	113,750	464,021	10,174
County Treasurer	735,728	57,068	292,822	28	442,878
Economic Development	2,390,174	-	-	-	2,390,174
Tax Assessor-Collector	4,854,116	335,712	1,769,630	3,428	3,081,058
<b>TOTAL FINANCIAL ADM</b>	<b>11,051,022</b>	<b>576,424</b>	<b>3,120,337</b>	<b>467,859</b>	<b>7,462,826</b>
<b>PUBLIC FACILITIES:</b>					
Custodial Services	3,438,714	242,727	1,201,122	39,903	2,197,689
Building Maintenance	6,192,245	534,970	2,342,883	96,674	3,752,688
Precinct 2 Parks and Comm. Center	125,028	8,347	53,838	658	70,532
Precinct 3 Parks and Comm. Center	874,530	59,137	311,392	1,033	562,105
Precinct 4 Parks and Comm. Center	1,056,859	81,060	423,546	16,873	616,440
Jail	27,733,210	2,069,160	10,446,973	38,916	17,247,321
Convention Center Complex	1,291,001	102,538	436,186	16,750	838,065
<b>TOTAL PUBLIC FACILITIES</b>	<b>40,711,587</b>	<b>3,097,939</b>	<b>15,215,940</b>	<b>210,807</b>	<b>25,284,840</b>
<b>PUBLIC SAFETY:</b>					
Fire Marshal	2,061,584	187,060	922,272	70,902	1,068,410
Constable Pct 1	5,457,019	388,001	1,973,075	352,506	3,131,438
Constable Pct 2	2,224,380	152,529	874,975	62,709	1,286,696
Constable Pct 3	6,486,499	538,617	2,604,176	166,144	3,716,179
Constable Pct 4	4,784,237	347,398	1,735,099	240,607	2,808,531
Constable Pct 5	4,847,524	414,342	1,878,344	86,568	2,882,612
Sheriff	67,790,217	5,054,339	25,613,704	2,606,321	39,570,192
Sheriff Commissary	1,786,147	12,307	467,140	-	1,319,007
Law Enforcement Technology	1,309,769	13,157	482,247	357,179	470,343
Juvenile Services	9,495,005	563,741	3,282,140	51,822	6,161,043
Adult Services	5,451,823	366,573	1,919,363	764	3,531,696
Emergency Management	6,504,951	973,317	1,644,517	593,899	4,266,535
Department of Public Safety	122,689	9,525	48,559	-	74,130
Forfeitures	1,322,443	27,177	391,689	23,643	907,111
Justice Court Building Security	37,381	-	11,905	4,016	21,460
Courthouse Security	370,000	35,036	122,128	21,040	226,832
<b>TOTAL PUBLIC SAFETY</b>	<b>120,051,668</b>	<b>9,083,119</b>	<b>43,971,333</b>	<b>4,638,120</b>	<b>71,442,215</b>

**MONTGOMERY COUNTY, TEXAS**  
**Schedule of Expenditures - All Departments**  
**Budget and Year-to-Date Actual for the 5 Months Ended February 29, 2020**

Page 3 of 4

	Adjusted Budget	Current Month Actual	Year- to-Date Actual	Encumbrances	Unexpended Budget
<b><u>HEALTH AND WELFARE:</u></b>					
Forensic Services	2,245,138	182,128	827,759	25,516	1,391,863
Medical: Contract Services	90,000	7,500	37,500	-	52,500
Mental Health: Contract Services	221,525	54,208	108,204	-	113,321
Environmental Health	2,178,691	156,266	817,645	21,025	1,340,021
Mental Health Facility	15,256,015	1,291,303	5,145,946	1,293,725	8,816,344
FEMA Disaster Grants	8,759,519	9,191	9,191	396,301	8,354,027
Community Development	21,861,656	1,272,290	2,527,041	1,954,479	17,380,136
Animal Services	5,194,731	345,648	1,851,343	309,718	3,033,670
Animal Shelter	268,803	4,309	88,967	2,979	176,857
Child Welfare	107,539	1,425	17,702	462	89,375
Welfare:					
Contract Services	1,049,373	-	381,460	-	667,913
Precinct 4 EMCID Grant	4,948	-	4,948	-	-
Precinct 3 Vector Control Grant	79,750	-	-	48,223	31,527
<b><u>TOTAL HEALTH/WELFARE</u></b>	<b><u>57,317,688</u></b>	<b><u>3,324,268</u></b>	<b><u>11,817,706</u></b>	<b><u>4,052,428</u></b>	<b><u>41,447,554</u></b>
<b><u>CONSERVATION:</u></b>					
Extension Agent	770,409	57,294	283,166	958	486,285
Precinct 3 Recycling Center	859,838	55,979	333,631	11,636	514,571
Precinct 1 Recycling Center	418,077	33,585	155,287	444	262,346
<b><u>TOTAL CONSERVATION</u></b>	<b><u>2,048,324</u></b>	<b><u>146,858</u></b>	<b><u>772,084</u></b>	<b><u>13,038</u></b>	<b><u>1,263,202</u></b>
<b><u>CULTURE &amp; RECREATION:</u></b>					
IT Library	111,738	-	46,142	29,300	36,296
Memorial Library	10,441,472	759,706	3,841,286	169,699	6,430,487
Historical Commissions	228,115	-	181,250	-	46,865
<b><u>TOTAL CULTURE &amp; RECREATION</u></b>	<b><u>10,781,325</u></b>	<b><u>759,706</u></b>	<b><u>4,068,678</u></b>	<b><u>198,999</u></b>	<b><u>6,513,648</u></b>
<b><u>PUBLIC TRANSPORTATION:</u></b>					
Airport	9,153,085	53,618	340,665	16,561	8,795,859
IT Traffic Operations	1,232,561	85,179	440,635	-	791,926
County Engineer	2,407,298	131,970	662,227	15	1,745,056
Commissioner Pct 1	8,718,614	743,577	2,987,564	264,440	5,466,610
Commissioner Pct 2	8,943,383	616,117	3,747,585	523,487	4,672,311
Commissioner Pct 3	6,722,268	403,903	2,185,965	449,029	4,087,274
Commissioner Pct 4	9,574,047	571,610	2,873,509	280,296	6,420,242
<b><u>TOTAL PUBLIC TRANSPORTATION</u></b>	<b><u>46,751,256</u></b>	<b><u>2,605,974</u></b>	<b><u>13,238,150</u></b>	<b><u>1,533,828</u></b>	<b><u>31,979,278</u></b>
<b><u>DEBT SERVICE:</u></b>					
Principal	12,970,000	12,970,000	12,970,000	-	-
Interest	23,985,247	12,082,658	12,087,281	-	11,897,966
<b><u>TOTAL DEBT SERVICE</u></b>	<b><u>36,955,247</u></b>	<b><u>25,052,658</u></b>	<b><u>25,057,281</u></b>	<b><u>-</u></b>	<b><u>11,897,966</u></b>
<b><u>MISCELLANEOUS:</u></b>					
<b><u>TOTAL MISCELLANEOUS</u></b>	<b><u>807,658</u></b>	<b><u>-</u></b>	<b><u>-</u></b>	<b><u>-</u></b>	<b><u>807,658</u></b>
<b><u>TOTAL EXPENDITURES - GOVERNMENTAL FUNDS</u></b>	<b><u>405,786,266</u></b>	<b><u>50,002,395</u></b>	<b><u>150,514,145</u></b>	<b><u>15,902,713</u></b>	<b><u>239,369,408</u></b>

**MONTGOMERY COUNTY, TEXAS**  
**Schedule of Expenditures - All Departments**  
**Budget and Year-to-Date Actual for the 5 Months Ended February 29, 2020**

Page 4 of 4

	Adjusted Budget	Current Month Actual	Year- to-Date Actual	Encumbrances	Unexpended Budget
<b><u>INTERNAL SERVICE FUNDS</u></b>					
<b><u>GENERAL ADMINISTRATION:</u></b>					
Employee Health	-	2,199,497	13,915,445	-	(13,915,445)
Retiree Health	-	255,051	1,543,809	-	(1,543,809)
Optional Health	-	321,731	761,498	-	(761,498)
Cobra Coverage	-	2,340	9,300	-	(9,300)
Employee Life	-	25,311	62,608	-	(62,608)
Risk Mgt - Workers Comp	-	68,506	450,690	7,280	(457,970)
Risk Mgt-Prop/Casltly/Liab	-	126,595	546,172	225,942	(772,114)
Wellness Clinic	-	109,213	588,055	98,318	(686,373)
<b>TOTAL GENERAL ADM</b>	-	3,108,244	17,877,577	331,540	(18,209,117)
<b><u>TOTAL INTERNAL SERVICE FUNDS</u></b>	-	<b><u>3,108,244</u></b>	<b><u>17,877,577</u></b>	<b><u>331,540</u></b>	<b><u>(18,209,117)</u></b>
<b><u>ENTERPRISE FUNDS</u></b>					
Montgomery County Toll Road Authority	37,659,883	4,046,135	12,552,826	13,600,495	11,506,562
<b>TOTAL ENTERPRISE FUNDS</b>	<b><u>37,659,883</u></b>	<b><u>4,046,135</u></b>	<b><u>12,552,826</u></b>	<b><u>13,600,495</u></b>	<b><u>11,506,562</u></b>

This page left blank intentionally.

# **SCHEDULES**

(unaudited)

**MONTGOMERY COUNTY, TEXAS**  
**Schedule of Revenues and Expenses - Montgomery County Toll Road Authority**  
**Budget and Year-to-Date Actual for the 5 Months Ended February 29, 2020**

	Adjusted Budget	Current Month Actual	Year- to-Date Actual	Encumbrances	Unexpended Budget
<b>Revenue:</b>					
249 Toll Project	-	217,610	27,849	-	(27,849)
249 Toll Operations	5,272,250	376,097	376,097	-	4,896,153
242 Toll Project	-	6,331	29,101	-	(29,101)
Debt Service SH 249	-	11,200	590	-	(590)
<b>Total Revenue</b>	<u>5,272,250</u>	<u>611,238</u>	<u>433,637</u>	<u>-</u>	<u>4,838,613</u>
<b>Expenses:</b>					
249 Toll Project	32,297,958	4,012,402	12,474,312	13,600,495	6,223,151
249 Toll Operations	2,809,780	33,716	33,716	-	2,776,064
Wetlands Mitigation	87,300	-	-	-	87,300
242 Toll Project	2,375	17	44,798	-	(42,423)
Debt Service SH 249	2,462,470	-	-	-	2,462,470
<b>Total Expenses</b>	<u>37,659,883</u>	<u>4,046,135</u>	<u>12,552,826</u>	<u>13,600,495</u>	<u>11,506,562</u>

**MONTGOMERY COUNTY, TEXAS**  
**Schedule of Transfers In and Out by Fund**  
**For the 5 Months Ended February 29, 2020**

	Transfers In	Transfers Out
General Fund	\$ -	\$ 100,000
Jury	100,000	-
Debt Service	\$ 210,644	\$ -
Certificates of Obligation, Series 2012A	-	210,644
<b>TOTAL FINANCING USES</b>	<b>\$ 310,644</b>	<b>\$ 310,644</b>

**MONTGOMERY COUNTY, TEXAS**  
**Schedule of Bond Indebtedness**  
**As of February 29, 2020**

	Interest Rate (%)	Issue Date	Maturity Date	Balances Outstanding
<b>GENERAL OBLIGATION BONDS:</b>				
Refunding Bonds, Series 2012	2.00-5.00	2012	2026	18,830,000
Refunding Bonds, Series 2014	1.75-2.27	2014	2020	-
Refunding Bonds, Series 2014A	5.00	2014	2025	57,865,000
Refunding Bonds, Series 2016	4.25-5.25	2016	2032	58,925,000
Road Bonds, Series 2016	4.25-5.25	2016	2041	52,405,000
Refunding Bonds, Series 2016A	3.00-5.00	2016	2030	46,220,000
Road Bonds, Series 2016A	4.00-5.00	2016	2042	70,660,000
Road Bonds, Series 2018	4.00-5.00	2018	2043	43,395,000
Refunding Bonds, Series 2018	4.00	2018	2030	26,965,000
Road Bonds, Series 2018B	4.00-5.00	2018	2043	88,510,000
<b>TOTAL GENERAL OBLIGATION BONDS PAYABLE</b>				<b>463,775,000</b>
<b>CERTIFICATES OF OBLIGATION:</b>				
Series 2010	3.00-5.40	2010	2039	23,395,000
Series 2012	2.00-4.00	2012	2032	10,965,000
Series 2012A	2.00-5.00	2012	2023	11,245,000
<b>TOTAL CERTIFICATES OF OBLIGATION</b>				<b>45,605,000</b>
<b>TOTAL BONDED DEBT</b>				<b>\$ 509,380,000</b>

**MONTGOMERY COUNTY TOLL ROAD AUTHORITY**  
**Schedule of Bond Indebtedness**  
**As of February 29, 2020**

	<u>Interest Rate (%)</u>	<u>Issue Date</u>	<u>Maturity Date</u>	<u>Balances Outstanding</u>
<b>REVENUE BONDS:</b>				
Senior Lien Toll Revenue Bonds, Series 2018	5.00	2018	2048	<u>87,680,000</u>
<b>TOTAL REVENUE BONDS PAYABLE</b>				<u>87,680,000</u>
 <b>TOTAL BONDED DEBT</b>				 <b><u>\$ 87,680,000</u></b>

Reconciliation of Cash and Investment Balances  
County General Ledger to Statement of Balances  
For the 5 Months Ended February 29, 2020

	<u>Cash</u>	<u>Investment</u>
General Ledger Balance	323,010,110	219,673,445
Additions		
Accounts Classified as Investments for Treasurer but Cash for County		9,300,230
Agency Accounts controlled by Treasurer	3,097,952	
Interfund Paybacks for Special Revenue Funds	40	
Subtractions:		
Attorney Administration Fund	(9,486)	
Sheriff Forfeitures Fund	(2,530,952)	
Elections Service Contract Fund	(916,504)	
Sheriff Commissary Fund	(1,059,557)	
Accounts Classified as Investments for Treasurer but Cash for County	(9,300,230)	
Agency Accounts		
Cash on Hand (various funds)	(34,180)	
Deposits in Transit credit cards	(4,761)	
Accounts not handled by Treasurer		
SIT Escrow	(366,305)	
County Attorney Discretionary	(136,738)	
District Attorney State	(10,962)	
	<u>311,738,427</u>	<u>228,973,675</u>
Statement of Balances	311,738,427	228,973,678
Variance	-	(3)

Variance exists due to rounding of amounts

# **MONTGOMERY COUNTY, TEXAS**

## **Monthly Unaudited Financial Report**



**For the 6 Months Ended  
March 31, 2020**

This page left blank intentionally.

**MONTGOMERY COUNTY, TEXAS**

**MONTHLY UNAUDITED FINANCIAL REPORT**

**Prepared by**

**THE MONTGOMERY COUNTY AUDITOR'S OFFICE**  
**Rakesh Pandey, CPA**  
**County Auditor**

\*Information is presented based on ledger balances and entries posted through April 22, 2020 for the month ended March 31, 2020.  
This is unaudited information.\*

This page left blank intentionally.

**MONTGOMERY COUNTY, TEXAS**  
**Unaudited Monthly Financial Report**  
**As of March 31, 2020**

**TABLE OF CONTENTS**

---

	<b>Page</b>
County Auditor's Letter of Transmittal	i

**FINANCIAL STATEMENTS**

Consolidated Balance Sheet, Governmental Funds and Montgomery County Toll Road Authority Enterprise Fund	2
Changes in Fund Balance, Governmental Funds and Montgomery County Toll Road Authority Enterprise Fund	3
Statement of Net Position - Internal Service Funds	4
Statement of Changes in Net Position - Internal Service Funds	5

**BUDGET STATUS**

Schedule of Expenditures - All Departments - Budget and Year-to-Date Actual	8-11
---	------

**SCHEDULES**

Schedule of Revenues and Expenses - Montgomery County Toll Road Authority	13
Transfers In and Out - By Fund	14
Schedule of Bond Indebtedness	15
Schedule of Bond Indebtedness - Montgomery County Toll Road Authority	16
Reconciliation of Cash and Investment Balances	17

This page left blank intentionally.



**Montgomery County, Texas**  
**Office of the County Auditor**  
501 North Thompson, Suite 205, Conroe, Texas 77301  
P. O. Box 539, Conroe, Texas 77305

Rakesh Pandey, CPA  
County Auditor

Angela H. Blocker  
1<sup>st</sup> Assistant County Auditor

April 28, 2020

The Commissioners' Court  
Montgomery County, Texas

Honorable Commissioners:

The unaudited and unadjusted Monthly Financial Report of Montgomery County, Texas and the Montgomery County Toll Road Authority is submitted herewith for the period from March 1, 2020 through March 31, 2020. This report was prepared by the County Auditor in compliance with Chapter 114 Section 023 of the Local Government Code.

The Monthly Financial Report is presented in three sections: **Financial Statements**, **Budget Status**, and **Schedules**. Included in the Financial Statements are a Consolidated Balance Sheet and a Statement of Changes in Fund Balance. These statements report on all funds of the County. The Budget Status section is comprised of a Schedule of Expenditures for all departments showing the adjusted budget, the current month's actual activity, the activity for the year to date, current encumbrances and the remainder in the budget. The Schedules section includes a Schedule of Bonded Debt and a Schedule of Transfers to and from each fund.

This report is designed to provide a general overview of Montgomery County's finances for all those with an interest in the County's finances at a specific point during the fiscal year. However, the reader should note that the report does not include those disclosures associated with, and usually made a part of, audited financial statements. Questions concerning any of the information provided in this report or requests for additional financial information should be addressed to the Montgomery County Auditor, P.O. Box 539, Conroe, Texas 77305-0539.

Respectfully submitted,

Rakesh Pandey  
Montgomery County Auditor

RP/mo

This page left blank intentionally.

# **FINANCIAL STATEMENTS**

(unaudited)

**MONTGOMERY COUNTY, TEXAS**  
**Consolidated Balance Sheet**  
**Governmental Funds and Montgomery County Toll Road Authority Enterprise Fund**  
**For the 6 Months Ended March 31, 2020**

	Total Governmental Funds	Montgomery County Toll Road Authority	Total
<b>Assets:</b>			
Cash	\$ 264,117,190	\$ 25,535,325	\$ 289,652,515
Investments, at Fair Value	202,021,881	30,683,562	232,705,443
Receivables:			
Taxes (net)	6,906,837	-	6,906,837
Accounts (net)	11,683	-	11,683
Due From Other Funds	118,646,913	-	118,646,913
Due From Other Governments	106,864	-	106,864
Prepaid Items	834,967	-	834,967
Capital Assets, net of accumulated depreciation	-	93,323,207	93,323,207
<b>Total Assets</b>	<b>592,646,335</b>	<b>149,542,094</b>	<b>742,188,429</b>
<b>LIABILITIES AND FUND BALANCES:</b>			
Current Liabilities:			
Accounts Payable	1,143,466	-	1,143,466
Other Payables	2,305,717	182,667	2,488,384
Due to Other Funds	106,787,080	32,516,211	139,303,291
Due to Other Governments	13,170	-	13,170
Deferred Revenue	11,004,337	-	11,004,337
Revenue Bonds Payable	-	87,680,000	87,680,000
Unamortized Premium on Bonds	-	7,510,104	7,510,104
Total liabilities	121,253,770	127,888,982	249,142,752
Fund Balances:			
Net investment in capital assets	-	93,323,207	93,323,207
Reserved	232,030,401	-	232,030,401
Unreserved	239,362,164	(71,670,095)	167,692,069
Total Fund Balances	471,392,565	21,653,112	493,045,677
<b>TOTAL LIABILITIES AND FUND BALANCES</b>	<b>\$ 592,646,335</b>	<b>\$ 149,542,094</b>	<b>\$ 742,188,429</b>

**MONTGOMERY COUNTY, TEXAS**  
**Statement of Changes in Fund Balance**  
**Governmental Funds and Montgomery County Toll Road Authority Enterprise Fund**  
**For the 6 Months Ended March 31, 2020**

	<u>General Fund</u>	<u>Special Revenue Funds</u>	<u>Debt Service Funds</u>	<u>Capital Project Funds</u>	<u>Montgomery County Toll Road Authority</u>	<u>Total All Funds</u>
Fund Balance, 03/1/2020	\$ 249,215,683	\$ 42,480,430	\$ 24,322,138	\$ 170,932,953	\$ 26,642,581	\$ 486,951,204
Revenues/Other Financing Sources	\$ 8,510,760	\$ 2,919,053	\$ 482,599	\$ 193,779	\$ 327,932	\$ 12,106,191
Expenditures/Other Financing Uses	\$ (18,364,279)	\$ (6,284,198)	\$ (806)	\$ (3,015,547)	\$ (5,317,401)	\$ (27,664,830)
Fund Balance, 03/31/2020	<u><u>\$ 239,362,164</u></u>	<u><u>\$ 39,115,285</u></u>	<u><u>\$ 24,803,931</u></u>	<u><u>\$ 168,111,185</u></u>	<u><u>\$ 21,653,112</u></u>	<u><u>\$ 493,045,677</u></u>

**MONTGOMERY COUNTY, TEXAS**  
**Statement of Net Position**  
**Internal Service Funds**  
**For the 6 Months Ended March 31, 2020**

	Total Internal Service Funds
<b>Assets:</b>	
Cash	\$ 2,968,551
Other Receivables	
Due From Other Funds	26,322,007
Prepaid Items	570,437
Capital Assets (net of accumulated depreciation):	
Buildings	757,030
Equipment	9,645
Total assets	<u>30,627,670</u>
<b>Liabilities:</b>	
Current Liabilities:	
Accounts Payable	1,426,489
Other Payables	10,449,631
Due to General Fund	3,295,337
Due to Wellness Clinic	701,836
Total liabilities	<u>15,873,293</u>
<b>Net Position:</b>	
Invested in capital assets	766,675
Unreserved	13,987,702
<b>Total Net Position</b>	<u><u>\$ 14,754,377</u></u>

**MONTGOMERY COUNTY, TEXAS**  
**Statement of Changes in Net Position**  
**Internal Service Funds**  
**For the 6 Months Ended March 31, 2020**

	<u>Total Internal Service Funds</u>
<b>Current Operating Revenues:</b>	
Fees	\$ 3,353,343
Total Operating Revenues	<u>3,353,343</u>
 <b>Current Operating Expenses:</b>	
Supplies	571
Services	5,057,109
Capital Outlay	8,236
Miscellaneous	100,000
Total Operating Expenses	<u>5,165,916</u>
 Change in net position	(1,812,573)
 Total Net Position - March 1, 2020	16,566,950
 <b>Total Net Position - March 31, 2020</b>	 <u><u>\$ 14,754,377</u></u>

This page left blank intentionally.

# **BUDGET STATUS**

(unaudited)

**MONTGOMERY COUNTY, TEXAS**  
**Schedule of Expenditures - All Departments**  
**Budget and Year-to-Date Actual for the 6 Months Ended March 31, 2020**

Page 1 of 4

	Adjusted Budget	Current Month Actual	Year- to-Date Actual	Encumbrances	Unexpended Budget
<b><u>GENERAL ADMINISTRATION:</u></b>					
County Judge	541,206	53,220	263,204	1,812	276,190
Human Resources	634,302	46,984	302,733	1,110	330,459
Risk Management	980,022	66,267	412,987	747	566,288
County Clerk	2,499,233	195,034	1,166,040	1,528	1,331,665
Collections	490,766	32,329	191,692	419	298,655
Veterans' Service	326,248	22,557	151,117	-	175,131
Information Technology Services	8,502,290	386,012	3,905,321	443,890	4,153,079
Purchasing Agent	1,179,272	89,175	554,868	168	624,236
Records Management & Preservation	5,518,928	86,421	510,036	4,191,195	817,697
Permits	518,928	37,383	230,837	824	287,267
Worthless Checks Division	32,355	2,523	15,517	-	16,838
County-Wide	13,068,985	590,815	1,840,210	8,253	11,220,522
<b><u>TOTAL GENERAL ADM</u></b>	<b><u>34,292,535</u></b>	<b><u>1,608,720</u></b>	<b><u>9,544,562</u></b>	<b><u>4,649,946</u></b>	<b><u>20,098,027</u></b>
<b><u>JUDICIAL:</u></b>					
County Court No1	533,338	40,566	249,126	15	284,197
County Court No2	928,893	71,166	436,113	168	492,612
County Court No3	843,986	63,819	397,351	3,621	443,014
County Court No4	541,102	40,726	253,378	50	287,674
County Court No5	521,357	39,357	241,653	710	278,994
9 <sup>th</sup> District Court	356,912	27,987	166,860	-	190,052
410 <sup>th</sup> District Court	499,478	37,491	233,281	-	266,197
221 <sup>st</sup> District Court	356,093	26,499	170,202	961	184,930
284 <sup>th</sup> District Court	752,041	57,070	350,933	-	401,108
359 <sup>th</sup> District Court	417,112	30,372	196,346	144	220,622
418 <sup>th</sup> District Court	663,986	49,864	304,439	1,062	358,485
435 <sup>th</sup> District Court	374,848	28,100	174,050	-	200,798
Court Operations	7,877,034	560,275	3,510,767	122,771	4,243,496
Drug Court	1,014,519	50,690	358,406	18,397	637,716
Office of Court Admin	920,604	52,553	326,430	31	594,143
District Attorney	12,794,142	984,898	5,960,348	28,176	6,805,618
District Clerk	3,735,470	274,712	1,729,440	1,416	2,004,614
Justice of Peace Pct 1	1,010,630	75,683	464,323	335	545,972
Justice of Peace Pct 2	711,184	42,012	301,951	9,550	399,683
Justice of Peace Pct 3	1,339,610	104,021	617,547	93	721,970
Justice of Peace Pct 4	1,098,888	83,810	483,648	236	615,004
Justice of Peace Pct 5	635,095	42,172	285,479	1,257	348,359
Judicial Technology	1,016,515	995	664,967	26,554	324,994
Court Technology County/District	19,052	1,748	6,730	2,197	10,125
Court Guardianship	30,000	496	17,086	-	12,914

**MONTGOMERY COUNTY, TEXAS**  
**Schedule of Expenditures - All Departments**  
**Budget and Year-to-Date Actual for the 6 Months Ended March 31, 2020**

Page 2 of 4

	Adjusted Budget	Current Month Actual	Year- to-Date Actual	Encumbrances	Unexpended Budget
<b>JUDICIAL (cont'd):</b>					
Court Reporter Service Fund	141,843	7,899	53,235	-	88,608
Juvenile Case Manager	377,192	24,021	147,738	-	229,454
Justice Court Technology	110,306	2,472	57,126	8,408	44,772
Veterans Treatment Court	164,952	13,724	69,518	1,913	93,521
<b><u>TOTAL JUDICIAL</u></b>	<b><u>39,786,182</u></b>	<b><u>2,835,198</u></b>	<b><u>18,351,147</u></b>	<b><u>228,065</u></b>	<b><u>21,206,970</u></b>
<b><u>LEGAL:</u></b>					
County Attorney	3,585,108	264,433	1,699,673	809	1,884,626
Law Library	296,491	30,878	145,371	486	150,634
Alternate Dispute Resolution	150,000	17,375	62,690	-	87,310
<b><u>TOTAL LEGAL</u></b>	<b><u>4,031,599</u></b>	<b><u>312,686</u></b>	<b><u>1,907,734</u></b>	<b><u>1,295</u></b>	<b><u>2,122,570</u></b>
<b><u>ELECTIONS:</u></b>					
<b><u>TOTAL ELECTIONS</u></b>	<b><u>1,506,619</u></b>	<b><u>307,711</u></b>	<b><u>1,496,493</u></b>	<b><u>7,354</u></b>	<b><u>2,772</u></b>
<b><u>FINANCIAL ADMINISTRATION:</u></b>					
County Auditor	2,147,019	165,039	981,401	15	1,165,603
Budget Office	335,947	24,903	152,677	28	183,242
Financial Technology	587,945	-	113,750	464,021	10,174
County Treasurer	735,728	55,359	348,181	301	387,246
Economic Development	2,390,174	1,848,463	1,848,463	-	541,711
Tax Assessor-Collector	4,854,116	347,583	2,117,214	21,214	2,715,688
<b><u>TOTAL FINANCIAL ADM</u></b>	<b><u>11,050,929</u></b>	<b><u>2,441,347</u></b>	<b><u>5,561,686</u></b>	<b><u>485,579</u></b>	<b><u>5,003,664</u></b>
<b><u>PUBLIC FACILITIES:</u></b>					
Custodial Services	3,438,714	256,392	1,458,554	40,943	1,939,217
Building Maintenance	6,195,237	462,879	2,805,762	174,078	3,215,397
Precinct 2 Parks and Comm. Center	125,028	8,602	62,441	658	61,929
Precinct 3 Parks and Comm. Center	874,530	55,310	366,702	268	507,560
Precinct 4 Parks and Comm. Center	1,066,587	88,717	512,264	13,752	540,571
Jail	27,727,825	90,367	12,476,735	29,593	15,221,497
Convention Center Complex	1,291,001	90,367	526,553	9,151	755,297
<b><u>TOTAL PUBLIC FACILITIES</u></b>	<b><u>40,718,922</u></b>	<b><u>1,052,634</u></b>	<b><u>18,209,011</u></b>	<b><u>268,443</u></b>	<b><u>22,241,468</u></b>
<b><u>PUBLIC SAFETY:</u></b>					
Fire Marshal	2,062,990	140,889	1,063,162	72,030	927,798
Constable Pct 1	5,552,913	362,771	2,336,522	352,279	2,864,112
Constable Pct 2	2,225,789	195,938	1,073,790	43,267	1,108,732
Constable Pct 3	6,533,289	528,443	3,132,619	113,443	3,287,227
Constable Pct 4	4,795,639	373,915	2,109,025	215,734	2,470,880
Constable Pct 5	4,890,020	327,867	2,206,265	108,141	2,575,614
Sheriff	67,923,772	4,751,109	30,360,669	2,895,439	34,667,664
Sheriff Commissary	1,786,147	12,371	1,009,308	371,220	405,619
Law Enforcement Technology	1,309,769	5,776	488,022	393,618	428,129
Juvenile Services	9,506,517	659,399	3,941,902	203,817	5,360,798
Adult Services	5,451,823	359,193	2,278,556	750	3,172,517
Emergency Management	6,571,763	92,952	1,737,468	624,077	4,210,218
Department of Public Safety	122,689	9,521	58,080	-	64,609
Forfeitures	1,327,430	25,490	766,588	12,868	547,974
Justice Court Building Security	37,381	4,016	15,921	6,800	14,660
Courthouse Security	370,000	37,758	159,886	13,857	196,257
<b><u>TOTAL PUBLIC SAFETY</u></b>	<b><u>120,467,931</u></b>	<b><u>7,887,408</u></b>	<b><u>52,737,783</u></b>	<b><u>5,427,340</u></b>	<b><u>62,302,808</u></b>

**MONTGOMERY COUNTY, TEXAS**  
**Schedule of Expenditures - All Departments**  
**Budget and Year-to-Date Actual for the 6 Months Ended March 31, 2020**

Page 3 of 4

	Adjusted Budget	Current Month Actual	Year- to-Date Actual	Encumbrances	Unexpended Budget
<b><u>HEALTH AND WELFARE:</u></b>					
Forensic Services	2,245,138	151,116	1,012,893	-	1,232,245
Medical: Contract Services	90,000	7,500	45,000	-	45,000
Mental Health: Contract Services	221,525	-	108,204	-	113,321
Environmental Health	2,178,691	153,444	971,088	21,044	1,186,559
Mental Health Facility	15,256,015	1,297,515	6,443,461	1,293,725	7,518,829
FEMA Disaster Grants	17,677,672	163,906	176,784	399,805	17,101,083
Community Development	12,947,022	806,216	1,984,491	1,550,035	9,412,496
Animal Services	5,193,831	353,655	2,204,998	327,213	2,661,620
Animal Shelter	259,106	4,503	93,469	2,029	163,608
Child Welfare	107,539	5,075	22,776	583	84,180
Welfare:					
Contract Services	1,049,373	136,976	518,437	-	530,936
Precinct 4 EMCID Grant	4,948	-	4,948	-	-
Precinct 3 Vector Control Grant	79,750	40,858	40,859	17,132	21,759
<b><u>TOTAL HEALTH/WELFARE</u></b>	<b><u>57,310,610</u></b>	<b><u>3,120,764</u></b>	<b><u>13,627,408</u></b>	<b><u>3,611,566</u></b>	<b><u>40,071,636</u></b>
<b><u>CONSERVATION:</u></b>					
Extension Agent	770,409	58,457	341,623	117	428,669
Precinct 3 Recycling Center	859,838	63,986	397,617	54,321	407,900
Precinct 1 Recycling Center	418,077	29,692	184,980	250	232,847
<b><u>TOTAL CONSERVATION</u></b>	<b><u>2,048,324</u></b>	<b><u>152,135</u></b>	<b><u>924,220</u></b>	<b><u>54,688</u></b>	<b><u>1,069,416</u></b>
<b><u>CULTURE &amp; RECREATION:</u></b>					
IT Library	111,738	-	48,025	27,417	36,296
Memorial Library	10,486,969	732,782	4,574,067	152,573	5,760,329
Historical Commissions	229,844	3,750	185,000	1,254	43,590
<b><u>TOTAL CULTURE &amp; RECREATION</u></b>	<b><u>10,828,551</u></b>	<b><u>736,532</u></b>	<b><u>4,807,092</u></b>	<b><u>181,244</u></b>	<b><u>5,840,215</u></b>
<b><u>PUBLIC TRANSPORTATION:</u></b>					
Airport	9,153,085	66,779	407,445	18,825	8,726,815
IT Traffic Operations	1,232,561	56,103	526,737	-	705,824
County Engineer	2,407,298	135,646	797,872	370	1,609,056
Commissioner Pct 1	8,625,947	581,528	3,569,093	237,146	4,819,708
Commissioner Pct 2	8,901,987	471,720	4,799,301	-	4,102,686
Commissioner Pct 3	6,679,378	422,037	2,608,002	716,196	3,355,180
Commissioner Pct 4	9,527,326	488,250	3,361,719	375,627	5,789,980
<b><u>TOTAL PUBLIC TRANSPORTATION</u></b>	<b><u>46,527,582</u></b>	<b><u>2,222,063</u></b>	<b><u>16,070,169</u></b>	<b><u>1,348,164</u></b>	<b><u>29,109,249</u></b>
<b><u>DEBT SERVICE:</u></b>					
Principal	12,970,000	-	12,970,000	-	-
Interest	23,985,247	806	12,088,087	-	11,897,160
<b><u>TOTAL DEBT SERVICE</u></b>	<b><u>36,955,247</u></b>	<b><u>806</u></b>	<b><u>25,058,087</u></b>	<b><u>-</u></b>	<b><u>11,897,160</u></b>
<b><u>MISCELLANEOUS:</u></b>					
<b><u>TOTAL MISCELLANEOUS</u></b>	<b><u>551,487</u></b>	<b><u>-</u></b>	<b><u>-</u></b>	<b><u>-</u></b>	<b><u>551,487</u></b>
<b><u>TOTAL EXPENDITURES - GOVERNMENTAL FUNDS</u></b>	<b><u>406,076,518</u></b>	<b><u>22,678,004</u></b>	<b><u>168,295,392</u></b>	<b><u>16,263,684</u></b>	<b><u>221,517,442</u></b>

**MONTGOMERY COUNTY, TEXAS**  
**Schedule of Expenditures - All Departments**  
**Budget and Year-to-Date Actual for the 6 Months Ended March 31, 2020**

Page 4 of 4

	Adjusted Budget	Current Month Actual	Year- to-Date Actual	Encumbrances	Unexpended Budget
<b><u>INTERNAL SERVICE FUNDS</u></b>					
<b><u>GENERAL ADMINISTRATION:</u></b>					
Employee Health	-	3,835,667	17,751,113	-	(17,751,113)
Retiree Health	-	531,963	2,075,772	-	(2,075,772)
Optional Health	-	334,759	1,096,257	-	(1,096,257)
Cobra Coverage	-	4,012	13,311	-	(13,311)
Employee Life	-	25,381	87,988	-	(87,988)
Risk Mgt - Workers Comp	-	50,789	501,479	7,280	(508,759)
Risk Mgt-Prop/Casltly/Liab	-	269,565	815,737	229,634	(1,045,371)
Wellness Clinic	-	113,780	701,837	90,082	(791,919)
<b>TOTAL GENERAL ADM</b>	-	5,165,916	23,043,494	326,996	(23,370,490)
<b><u>TOTAL INTERNAL SERVICE FUNDS</u></b>	-	<b><u>5,165,916</u></b>	<b><u>23,043,494</u></b>	<b><u>326,996</u></b>	<b><u>(23,370,490)</u></b>
<b><u>ENTERPRISE FUNDS</u></b>					
Montgomery County Toll Road Authority	37,677,307	5,317,401	15,678,228	10,594,717	11,404,362
<b>TOTAL ENTERPRISE FUNDS</b>	<b><u>37,677,307</u></b>	<b><u>5,317,401</u></b>	<b><u>15,678,228</u></b>	<b><u>10,594,717</u></b>	<b><u>11,404,362</u></b>

This page left blank intentionally.

# **SCHEDULES**

(unaudited)

**MONTGOMERY COUNTY, TEXAS**  
**Schedule of Revenues and Expenses - Montgomery County Toll Road Authority**  
**Budget and Year-to-Date Actual for the 6 Months Ended March 31, 2020**

	Adjusted Budget	Current Month Actual	Year- to-Date Actual	Encumbrances	Unexpended Budget
<b>Revenue:</b>					
249 Toll Project	-	11,306	417,851	-	(417,851)
249 Toll Operations	5,272,250	291,826	667,923	-	4,604,327
242 Toll Project	17,424	13,219	42,320	-	(24,896)
Debt Service SH 249	-	11,581	208,783	-	(208,783)
<b>Total Revenue</b>	<u>5,289,674</u>	<u>327,932</u>	<u>1,336,877</u>	<u>-</u>	<u>3,952,797</u>
<b>Expenses:</b>					
249 Toll Project	32,297,958	3,086,562	15,560,873	10,594,717	6,142,368
249 Toll Operations	2,809,780	38,822	72,539	-	2,737,241
Wetlands Mitigation	87,300	-	-	-	87,300
242 Toll Project	19,799	17	44,816	-	(25,017)
Debt Service SH 249	2,462,470	2,192,000	-	-	2,462,470
<b>Total Expenses</b>	<u>37,677,307</u>	<u>5,317,401</u>	<u>15,678,228</u>	<u>10,594,717</u>	<u>11,404,362</u>

**MONTGOMERY COUNTY, TEXAS**  
**Schedule of Transfers In and Out by Fund**  
**For the 6 Months Ended March 31, 2020**

	<u>Transfers In</u>	<u>Transfers Out</u>
General Fund	\$ -	\$ 100,000
Jury	100,000	-
Debt Service	\$ 210,644	\$ -
Certificates of Obligation, Series 2012A	-	210,644
<b>TOTAL FINANCING USES</b>	<b><u>\$ 310,644</u></b>	<b><u>\$ 310,644</u></b>

**MONTGOMERY COUNTY, TEXAS**  
**Schedule of Bond Indebtedness**  
**As of March 31, 2020**

	<u>Interest Rate (%)</u>	<u>Issue Date</u>	<u>Maturity Date</u>	<u>Balances Outstanding</u>
<b>GENERAL OBLIGATION BONDS:</b>				
Refunding Bonds, Series 2012	2.00-5.00	2012	2026	18,830,000
Refunding Bonds, Series 2014	1.75-2.27	2014	2020	-
Refunding Bonds, Series 2014A	5.00	2014	2025	57,865,000
Refunding Bonds, Series 2016	4.25-5.25	2016	2032	58,925,000
Road Bonds, Series 2016	4.25-5.25	2016	2041	52,405,000
Refunding Bonds, Series 2016A	3.00-5.00	2016	2030	46,220,000
Road Bonds, Series 2016A	4.00-5.00	2016	2042	70,660,000
Road Bonds, Series 2018	4.00-5.00	2018	2043	43,395,000
Refunding Bonds, Series 2018	4.00	2018	2030	26,965,000
Road Bonds, Series 2018B	4.00-5.00	2018	2043	88,510,000
<b>TOTAL GENERAL OBLIGATION BONDS PAYABLE</b>				<u>463,775,000</u>
<b>CERTIFICATES OF OBLIGATION:</b>				
Series 2010	3.00-5.40	2010	2039	23,395,000
Series 2012	2.00-4.00	2012	2032	10,965,000
Series 2012A	2.00-5.00	2012	2023	11,245,000
<b>TOTAL CERTIFICATES OF OBLIGATION</b>				<u>45,605,000</u>
<b>TOTAL BONDED DEBT</b>				<u><u>\$ 509,380,000</u></u>

**MONTGOMERY COUNTY TOLL ROAD AUTHORITY**  
**Schedule of Bond Indebtedness**  
**As of March 31, 2020**

	<u>Interest Rate (%)</u>	<u>Issue Date</u>	<u>Maturity Date</u>	<u>Balances Outstanding</u>
<b>REVENUE BONDS:</b>				
Senior Lien Toll Revenue Bonds, Series 2018	5.00	2018	2048	87,680,000
<b>TOTAL REVENUE BONDS PAYABLE</b>				<u>87,680,000</u>
 <b>TOTAL BONDED DEBT</b>				 <b><u>\$ 87,680,000</u></b>

Reconciliation of Cash and Investment Balances  
County General Ledger to Statement of Balances  
For the 6 Months Ended March 31, 2020

	<u>Cash</u>	<u>Investment</u>
General Ledger Balance	289,652,515	232,705,443
Additions		
Accounts Classified as Investments for Treasurer but Cash for County		9,300,498
Investments called to maturity and not disbursed		(7,852,913)
Agency Accounts controlled by Treasurer	12,378,374	
Interfund Paybacks for Special Revenue Funds		
Subtractions:		
Attorney Administration Fund	(9,941)	
Sheriff Forfeitures Fund	(2,529,152)	
Elections Service Contract Fund	(916,504)	
Sheriff Commissary Fund	(1,059,557)	
Accounts Classified as Investments for Treasurer but Cash for County	(9,300,498)	
Agency Accounts		
Cash on Hand (various funds)	(34,180)	
Deposits in Transit credit cards	14	
Deposit in Transit Road and Bridge Fund	30,951	
Accounts not handled by Treasurer		
SIT Escrow		
County Attorney Discretionary	(366,305)	
District Attorney State	(135,290)	
	<u>(10,962)</u>	
	287,699,465	<u>234,153,028</u>
Statement of Balances	287,699,465	234,153,029
Variance	-	(1)

Variance exists due to rounding of amounts



**Montgomery County, Texas**  
**Office of the County Auditor**  
501 North Thompson, Suite 205, Conroe, Texas 77301  
P. O. Box 539, Conroe, Texas 77305

Rakesh Pandey, CPA  
County Auditor

Angela H. Blocker  
1<sup>st</sup> Assistant County Auditor

TO: Commissioners Court

FROM: Rakesh Pandey, County Auditor *RP*

DATE: April 14, 2020

RE: County Auditor's Report

The following reports "Dept/Div Revenue Summary" and "Dept/Div Expenditure Summary" are provided to the Commissioners Court in compliance with Local Government Code 114.024.

If you have any questions, please do not hesitate to contact me.

RP/kgd

04/03/20  
ACCOUNTING PERIOD: 7/20

MONTGOMERY COUNTY, TEXAS  
DEPT/DIV REVENUE SUMMARY

PAGE 1

SELECTION CRITERIA: ALL

FUND - 110 - GENERAL FUND

ACCOUNT	TITLE	BUDGET	PERIOD RECEIPTS	RECEIVABLES	YEAR TO DATE REVENUE	BALANCE	YTD/ BUD
1	GENERAL FUND	209,550,458.69	.00	.00	188,412,013.11	21,138,445.58	.90
TOTAL	GENERAL FUND	209,550,458.69	.00	.00	188,412,013.11	21,138,445.58	.90
TOTAL	GENERAL FUND	209,550,458.69	.00	.00	188,412,013.11	21,138,445.58	.90
601	PERMITS	575,000.00	.00	.00	289,750.00	285,250.00	.50
TOTAL	PERMITS	575,000.00	.00	.00	289,750.00	285,250.00	.50
TOTAL	GENERAL ADMINISTRATION	575,000.00	.00	.00	289,750.00	285,250.00	.50
4095	ECONOMIC DEVELOPMENT	2,390,174.00	.00	.00	1,849,447.77	540,726.23	.77
TOTAL	NON-DEPARTMENTAL	2,390,174.00	.00	.00	1,849,447.77	540,726.23	.77
499	TAX ASSESSOR/COLLECTOR	5,504,704.00	.00	.00	757,445.25	4,747,258.75	.14
4991	TAX A/C-VEH INV TAX	16,276.00	.00	.00	76.50	16,199.50	.00
4992	TAX A/C-RENDITION PENALTY	6,000.00	.00	.00	.00	6,000.00	.00
4993	TAX A/C-VTR DIVISION	.00	.00	.00	1,175.00	-1,175.00	.00
TOTAL	TAX ASSESSOR/COLLECTOR	5,526,980.00	.00	.00	758,696.75	4,768,283.25	.14
TOTAL	FINANCIAL ADMINISTRATION	7,917,154.00	.00	.00	2,608,144.52	5,309,009.48	.33
6511	MEMORIAL LIBRARY	90,000.00	.00	.00	39,556.80	50,443.20	.44
651121	PURVIS TRANS-TOCKER GRANT	58,221.00	.00	.00	.00	58,221.00	.00
TOTAL	PURVIS BR LIBR- MAGNOLIA	58,221.00	.00	.00	.00	58,221.00	.00
TOTAL	MEMORIAL LIBRARY	148,221.00	.00	.00	39,556.80	108,664.20	.27
6611	HIST COMM DONATIONS	2,250.00	.00	.00	2,250.00	.00	1.00
TOTAL	HIST COMM DONATIONS	2,250.00	.00	.00	2,250.00	.00	1.00
TOTAL	CULTURE AND RECREATION	150,471.00	.00	.00	41,806.80	108,664.20	.28
509	BLDG CUSTODIAL SERVICES	.00	.00	.00	3,470.14	-3,470.14	.00
TOTAL	BLDG CUSTODIAL SERVICES	.00	.00	.00	3,470.14	-3,470.14	.00
5121	JAIL	268,608.22	.00	.00	268,608.22	.00	1.00
TOTAL	JAIL	268,608.22	.00	.00	268,608.22	.00	1.00
513	CONVENTION CENTER COMPLEX	1,345,000.00	.00	.00	575,633.37	769,366.63	.43
TOTAL	CONVENTION CENTER COMPLEX	1,345,000.00	.00	.00	575,633.37	769,366.63	.43
TOTAL	FACILITIES	1,613,608.22	.00	.00	847,711.73	765,896.49	.53
6303	FORENSIC SERVICES	151,250.00	.00	.00	92,462.20	58,787.80	.61
630313	FORENSICS DEPT ACER GRANT	.00	.00	.00	-375.00	375.00	.00
TOTAL	MEDICAL HEALTH	151,250.00	.00	.00	92,087.20	59,162.80	.61
633	ANIMAL SERVICES	130,000.00	.00	.00	138,303.00	-8,303.00	1.06
TOTAL	ANIMAL SERVICES	130,000.00	.00	.00	138,303.00	-8,303.00	1.06

04/03/20  
ACCOUNTING PERIOD: 7/20

MONTGOMERY COUNTY, TEXAS  
DEPT/DIV REVENUE SUMMARY

PAGE 2

SELECTION CRITERIA: ALL

FUND - 110 - GENERAL FUND

ACCOUNT	TITLE	BUDGET	PERIOD RECEIPTS	RECEIVABLES	YEAR TO DATE REVENUE	BALANCE	YTD/ BUD
63311	ANIMAL SHELTER DONATIONS	31,557.06	.00	.00	79,420.35	-47,863.29	2.52
63315	ANIMAL SHELTER-PETCO 2018	.00	.00	.00	3,338.68	-3,338.68	.00
63317	PET RETENTION GRANT	-37,759.28	.00	.00	1.00	-37,760.28	.00
63318	ANIMAL SHELTER WELLNESS	28,257.50	.00	.00	34,277.50	-6,020.00	1.21
TOTAL	ANIMAL SHELTER	22,055.28	.00	.00	117,037.53	-94,982.25	5.31
640	CHILD WELFARE	.00	.00	.00	-8,230.98	8,230.98	.00
64011	CONCRETE SERVICES	.00	.00	.00	-669.19	669.19	.00
TOTAL	CHILD WELFARE	.00	.00	.00	-8,900.17	8,900.17	.00
TOTAL	HEALTH AND WELFARE	303,305.28	.00	.00	338,527.56	-35,222.28	1.12
426	COUNTY COURT AT LAW #1	84,000.00	.00	.00	42,000.00	42,000.00	.50
TOTAL	COUNTY COURT AT LAW #1	84,000.00	.00	.00	42,000.00	42,000.00	.50
427	COUNTY COURT AT LAW #2	84,000.00	.00	.00	42,000.00	42,000.00	.50
TOTAL	COUNTY COURT AT LAW #2	84,000.00	.00	.00	42,000.00	42,000.00	.50
429	COUNTY COURT AT LAW #3	84,000.00	.00	.00	42,000.00	42,000.00	.50
TOTAL	COUNTY COURT AT LAW #3	84,000.00	.00	.00	42,000.00	42,000.00	.50
430	COUNTY COURT AT LAW #4	84,000.00	.00	.00	42,000.00	42,000.00	.50
TOTAL	COUNTY COURT AT LAW #4	84,000.00	.00	.00	42,000.00	42,000.00	.50
431	COUNTY COURT AT LAW #5	84,000.00	.00	.00	42,000.00	42,000.00	.50
TOTAL	COUNTY COURT AT LAW #5	84,000.00	.00	.00	42,000.00	42,000.00	.50
4351	DISTRICT ATTORNEY	90,000.00	.00	.00	68,192.99	21,807.01	.76
435111	DA NO REFUSAL GRANT	143,460.01	.00	.00	31,074.82	112,385.19	.22
435113	ICE-HOMELAND SEC INVESTIG	1,500.00	.00	.00	.00	1,500.00	.00
435152	DA VICTIM COORD 20/21	163,766.20	.00	.00	16,039.84	147,726.36	.10
435172	DA DVI FY20	.00	.00	.00	16,657.54	-16,657.54	.00
435180	SMART PROSECUTION INITV	.00	.00	.00	16,454.26	-16,454.26	.00
435190	DA SOCIAL WORKER FY20	89,229.36	.00	.00	.00	89,229.36	.00
4354	D. A. STATE FUNDS	33,501.12	.00	.00	7,500.00	26,001.12	.22
TOTAL	DISTRICT ATTORNEY	521,456.69	.00	.00	155,919.45	365,537.24	.30
43922	VETERANS TMNT CT 19-20	.00	.00	.00	40,938.51	-40,938.51	.00
TOTAL	359TH DISTRICT COURT	.00	.00	.00	40,938.51	-40,938.51	.00
455	JUSTICE OF PEACE PCT 1	88,000.00	.00	.00	28,380.91	59,619.09	.32
TOTAL	JUSTICE OF PEACE PCT 1	88,000.00	.00	.00	28,380.91	59,619.09	.32
456	JUSTICE OF PEACE PCT 2	135,000.00	.00	.00	35,114.47	99,885.53	.26
TOTAL	JUSTICE OF PEACE PCT 2	135,000.00	.00	.00	35,114.47	99,885.53	.26
4571	JP NO 3-TCID CONTRACT	58,585.00	.00	.00	20,995.84	37,589.16	.36
TOTAL	JUSTICE OF PEACE PCT 3	58,585.00	.00	.00	20,995.84	37,589.16	.36
458	JUSTICE OF PEACE PCT 4	106,000.00	.00	.00	20,495.20	85,504.80	.19

04/03/20  
ACCOUNTING PERIOD: 7/20

MONTGOMERY COUNTY, TEXAS  
DEPT/DIV REVENUE SUMMARY

PAGE 3

SELECTION CRITERIA: ALL

FUND - 110 - GENERAL FUND

ACCOUNT	TITLE	BUDGET	PERIOD RECEIPTS	RECEIVABLES	YEAR TO DATE REVENUE	BALANCE	YTD/ BUD
TOTAL	JUSTICE OF PEACE PCT 4	106,000.00	.00	.00	20,495.20	85,504.80	.19
459	JUSTICE OF PEACE PCT 5	62,000.00	.00	.00	22,130.30	39,869.70	.36
TOTAL	JUSTICE OF PEACE PCT 5	62,000.00	.00	.00	22,130.30	39,869.70	.36
TOTAL	JUDICIAL	1,391,041.69	.00	.00	533,974.68	857,067.01	.38
4751	COUNTY ATTORNEY	.00	.00	.00	4,690.00	-4,690.00	.00
47512	TITLE IV-E LEGAL SVCS	.00	.00	.00	-36,367.17	36,367.17	.00
TOTAL	COUNTY ATTORNEY	.00	.00	.00	-31,677.17	31,677.17	.00
4754	CO ATTORNEY STATE FUNDS	.00	.00	.00	76,622.94	-76,622.94	.00
4755	CO ATTORNEY TITLE IVE GRN	.00	.00	.00	18,989.74	-18,989.74	.00
TOTAL	COUNTY ATTORNEY	.00	.00	.00	63,935.51	-63,935.51	.00
4771	ALTERNATE DISPUTE RESLN	150,000.00	.00	.00	63,710.00	86,290.00	.42
TOTAL	ALTERNATE DISPUTE RESLN	150,000.00	.00	.00	63,710.00	86,290.00	.42
TOTAL	LEGAL SERVICES	150,000.00	.00	.00	127,645.51	22,354.49	.85
40670403	UASI 19-M&A	109,865.58	.00	.00	.00	109,865.58	.00
TOTAL	M & A	109,865.58	.00	.00	.00	109,865.58	.00
40670503	UASI 19-EOC ENHNC/REG TCH	185,000.00	.00	.00	.00	185,000.00	.00
TOTAL	EOC ENHANCEMENTS	185,000.00	.00	.00	.00	185,000.00	.00
40670603	UASI 19-FR FC SPEC TEAM	649,349.00	.00	.00	.00	649,349.00	.00
TOTAL	1ST RESP FC SPEC TEAM SUS	649,349.00	.00	.00	.00	649,349.00	.00
40670703	UASI 19-1ST RESP LE SP RS	415,328.00	.00	.00	.00	415,328.00	.00
TOTAL	1ST RESP LE SPEC RESPONSE	415,328.00	.00	.00	.00	415,328.00	.00
40670802	UASI 19-PUB SAFETY VIDEO	350,000.00	.00	.00	.00	350,000.00	.00
TOTAL	PUBLIC SAFETY VIDEO INIT	350,000.00	.00	.00	.00	350,000.00	.00
40670902	SHSP LETPA 19-LE SWAT SUS	87,000.00	.00	.00	.00	87,000.00	.00
TOTAL	LE SWAT SUSTAINMENT	87,000.00	.00	.00	.00	87,000.00	.00
40671101	SHSP 19-CBRNE TEAM SUPPRT	90,000.00	.00	.00	.00	90,000.00	.00
TOTAL	CBRNE TEAM SUPPORT	90,000.00	.00	.00	.00	90,000.00	.00
40671201	SHSP LETPA 19-SUAS DET SY	77,500.00	.00	.00	.00	77,500.00	.00
TOTAL	SUAS DETECTION SYSTEM	77,500.00	.00	.00	.00	77,500.00	.00
TOTAL	HSGP GRANTS	1,964,042.58	.00	.00	.00	1,964,042.58	.00
TOTAL	EMERGENCY MANAGEMENT	1,964,042.58	.00	.00	.00	1,964,042.58	.00
5434	FIRE MARSHAL - INSPECTION	999,318.00	.00	.00	615,688.55	383,629.45	.62
TOTAL	FIRE MARSHAL	999,318.00	.00	.00	615,688.55	383,629.45	.62

04/03/20  
ACCOUNTING PERIOD: 7/20

MONTGOMERY COUNTY, TEXAS  
DEPT/DIV REVENUE SUMMARY

PAGE 4

SELECTION CRITERIA: ALL

FUND - 110 - GENERAL FUND

ACCOUNT	TITLE	BUDGET	PERIOD RECEIPTS	RECEIVABLES	YEAR TO DATE REVENUE	BALANCE	YTD/ BUD
55112	CONSTABLE 1-SJRA SUB UNIT	275,165.00	.00	.00	78,848.13	196,316.87	.29
55113	CONSTABLE 1-WISD SUB UNIT	595,938.00	.00	.00	196,689.72	399,248.28	.33
551131	CONST 1-WISD TRUANCY SUBU	107,517.00	.00	.00	57,760.83	49,756.17	.54
55115	CONST PCT 1 SALE/COMM	.00	.00	.00	7,256.02	-7,256.02	.00
TOTAL	CONSTABLE PCT 1	978,620.00	.00	.00	340,554.70	638,065.30	.35
55116	CONST1-ICE-HMLND SEC INVS	500.00	.00	.00	.00	500.00	.00
551161	CONST1-DEA-TACT DIVERS TF	18,649.00	.00	.00	3,139.10	15,509.90	.17
551171	NRA TRAINING GRANT - FY20	3,226.20	.00	.00	3,226.20	.00	1.00
55118	STEP COMPREHENSIVE	11,912.80	.00	.00	2,413.86	9,498.94	.20
TOTAL	CONSTABLE PCT 1	34,288.00	.00	.00	8,779.16	25,508.84	.26
55215	CONST PCT 2 SALE/COMM	.00	.00	.00	40,167.50	-40,167.50	.00
TOTAL	CONSTABLE PCT 2	.00	.00	.00	40,167.50	-40,167.50	.00
5531	CONSTABLE PCT 3	.00	.00	.00	15,800.00	-15,800.00	.00
55312	CONSTABLE 3-RMUD SUB UNIT	711,478.00	.00	.00	268,786.64	442,691.36	.38
55313	CON 3-TWNSH-INTERNT CRIME	92,591.00	.00	.00	35,577.73	57,013.27	.38
553132	CONST 3 - ELEC DET K9	.00	.00	.00	707.14	-707.14	.00
55314	CONSTABLE 3/MUD 94 UNIT	268,000.00	.00	.00	106,073.76	161,926.24	.40
55315	CONST PCT 3 SALE/COMM	.00	.00	.00	5,013.16	-5,013.16	.00
55316	CONSTABLE 3-SAFE HARBOR	190,152.00	.00	.00	58,423.48	131,728.52	.31
55318	CONSTABLE 3-SPRING CRK UD	516,187.00	.00	.00	155,720.63	360,466.37	.30
TOTAL	CONSTABLE PCT 3	1,778,408.00	.00	.00	646,102.54	1,132,305.46	.36
553137	NRA TRAINING GRANT-FY20	3,900.00	.00	.00	.00	3,900.00	.00
TOTAL	CONSTABLE PCT 3	3,900.00	.00	.00	.00	3,900.00	.00
55411	CONST 4-RIVERWALK POA	76,702.00	.00	.00	25,379.41	51,322.59	.33
55415	CONST PCT 4 SALE/COMM	11,055.66	.00	.00	14,517.18	-3,461.52	1.31
55416	CONST PCT 4 MOCONET	4,500.00	.00	.00	-1,470.50	5,970.50	-.33
TOTAL	CONSTABLE PCT 4	92,257.66	.00	.00	38,426.09	53,831.57	.42
554111	CONSTABLE 4-EMCMUD	185,383.38	.00	.00	4,501.24	180,882.14	.02
554126	EMCID-EMR RSP EQP	.00	.00	.00	1,570.00	-1,570.00	.00
554171	STEP COMPREHENSIVE	11,977.44	.00	.00	.00	11,977.44	.00
TOTAL	CONSTABLE PCT 4	197,360.82	.00	.00	6,071.24	191,289.58	.03
55512	CONST 5-MAG ISD SUB UNIT	1,476,037.00	.00	.00	560,148.65	915,888.35	.38
55515	CONST PCT 5 SALE/COMM	1,100.00	.00	.00	7,416.57	-6,316.57	6.74
TOTAL	CONSTABLE PCT 5	1,477,137.00	.00	.00	567,565.22	909,571.78	.38
55517	CONST 5 - AED GRANT	.00	.00	.00	28,513.92	-28,513.92	.00
55518	STEP COMPREHENSIVE	11,972.12	.00	.00	1,272.24	10,699.88	.11
TOTAL	CONSTABLE PCT 5	11,972.12	.00	.00	29,786.16	-17,814.04	2.49
5601	SHERIFF	70,000.00	.00	.00	20,625.90	49,374.10	.29
56011	SHERIFF-RECORDS/REPORTING	850,000.00	.00	.00	495,380.00	354,620.00	.58
5601224	STEP COMPREHENSIVE	104,631.00	.00	.00	6,821.51	97,809.49	.07

RUN DATE 04/03/20 TIME 15:15:59

- LIVE DATA BASE/COUNTY AUD

04/03/20  
ACCOUNTING PERIOD: 7/20

MONTGOMERY COUNTY, TEXAS  
DEPT/DIV REVENUE SUMMARY

PAGE 5

SELECTION CRITERIA: ALL

FUND - 110 - GENERAL FUND

ACCOUNT	TITLE	BUDGET	PERIOD RECEIPTS	RECEIVABLES	YEAR TO DATE REVENUE	BALANCE	YTD/ BUD
5601407	SHERIFF/AUTO THEFT/YR 26	.00	.00	.00	20,733.29	-20,733.29	.00
560150	SHERIFF/HOMELAND SECURITY	8,100.00	.00	.00	8,600.00	-500.00	1.06
5601504	NRA TRAINING GRANT-FY20	2,270.00	.00	.00	2,270.00	.00	1.00
5601513	US MARSHALS-JLEO	84,000.00	.00	.00	24,994.09	59,005.91	.30
5601521	SO-ICE-HOMELND SEC INVEST	15,000.00	.00	.00	.00	15,000.00	.00
5601532	SO-OCDETF-WIRED FOR SOUND	7,000.00	.00	.00	- .01	7,000.01	.00
5601533	SO-FBI-HVC TASK FORCE	18,649.00	.00	.00	353.12	18,295.88	.02
5601591	SO/HPD-HTRA TASK FRC YR1	.00	.00	.00	994.46	-994.46	.00
5601592	SO/HSI HUMAN TRAFFICKING	3,000.00	.00	.00	- .01	3,000.01	.00
560161	SHERIFF/9-1-1 SERVICES	1,354,666.00	.00	.00	529,978.55	824,687.45	.39
5601615	SHERIFF - SAVNS FY20	27,656.13	.00	.00	-2,514.19	30,170.32	-.09
560163	SHERIFF/MTG CTY RADIO SYS	103,000.00	.00	.00	18,809.65	84,190.35	.18
560174	CRIME VICTIM COORD 20-22	235,841.00	.00	.00	1,108.68	234,732.32	.00
TOTAL	S/O-HOMICIDE/VIOLENT CRM	235,841.00	.00	.00	1,108.68	234,732.32	.00
5601730	SHERIFF/MOCONET	8,000.00	.00	.00	.00	8,000.00	.00
56018	SHERIFF/ACADEMY	7,500.00	.00	.00	2,615.00	4,885.00	.35
56019	SHERIFF/CRIME LAB	21,000.00	.00	.00	11,130.00	9,870.00	.53
56022	WALDEN SUB-UNIT	151,240.00	.00	.00	56,146.28	95,093.72	.37
56023	TOWN CENTER SUB-UNIT	9,356,453.00	.00	.00	3,074,110.47	6,282,342.53	.33
560231	TOWN CENTER - SAFE HARBOR	94,056.00	.00	.00	33,452.07	60,603.93	.36
56024	SHERIFF/WESTWOOD MAG ID	327,726.00	.00	.00	84,787.19	242,938.81	.26
56025	SOUTH MONT CNTY MUD	552,437.00	.00	.00	210,876.16	341,560.84	.38
56027	SHERIFF MUD 113	240,969.00	.00	.00	85,981.11	154,987.89	.36
560802	HIDTA YEAR 10	9,500.00	.00	.00	13,481.74	-3,981.74	1.42
560803	HIDTA YEAR 11	83,400.00	.00	.00	.00	83,400.00	.00
TOTAL	HIDTA	92,900.00	.00	.00	13,481.74	79,418.26	.15
TOTAL	SHERIFF	13,736,094.13	.00	.00	4,700,735.06	9,035,359.07	.34
5711	JUVENILE PROBATION-ADM	125,000.00	.00	.00	97,940.50	27,059.50	.78
5711134	JUV PROBATION-NSLP 19-20	22,805.80	.00	.00	16,866.20	5,939.60	.74
5711529	JJAEP SUPPLEMENTAL-GRNT W	.00	.00	.00	26,722.00	-26,722.00	.00
TOTAL	JUVENILE PROBATION	147,805.80	.00	.00	141,528.70	6,277.10	.96
57211	ADULT PROB/BOND SUPERVISI	.00	.00	.00	225,093.17	-225,093.17	.00
57221	ADULT PROBATION SUPERVISN	.00	.00	.00	1,296,169.67	-1,296,169.67	.00
57251	ADULT PROB/COMMNTY CORR	.00	.00	.00	275,009.58	-275,009.58	.00
57271	ADULT PROB/MENTAL IMPAIR	.00	.00	.00	53,961.09	-53,961.09	.00
57281	IN-HOUSE COUNSELOR	.00	.00	.00	22,041.57	-22,041.57	.00
57291	PRE-TRIAL DIVERSION	.00	.00	.00	27,331.96	-27,331.96	.00
TOTAL	ADULT PROBATION	.00	.00	.00	1,899,607.04	-1,899,607.04	.00
TOTAL	PUBLIC SAFETY	21,421,204.11	.00	.00	9,035,011.96	12,386,192.15	.42
6291	AIRPORT MAINTENANCE	600,000.00	.00	.00	348,380.60	251,619.40	.58
629141	CUSTOMS OPERATIONS	85,000.00	.00	.00	51,152.95	33,847.05	.60
TOTAL	CUSTOMS	85,000.00	.00	.00	51,152.95	33,847.05	.60
TOTAL	AIRPORT	685,000.00	.00	.00	399,533.55	285,466.45	.58

04/03/20

ACCOUNTING PERIOD: 7/20

MONTGOMERY COUNTY, TEXAS

DEPT/DIV REVENUE SUMMARY

PAGE 6

SELECTION CRITERIA: ALL

FUND - 110 - GENERAL FUND

ACCOUNT	TITLE	BUDGET	PERIOD RECEIPTS	RECEIVABLES	YEAR TO DATE REVENUE	BALANCE	YTD/ BUD
TOTAL	PUBLIC TRANSPORTATION	685,000.00	.00	.00	399,533.55	285,466.45	.58
TOTAL	GENERAL FUND	243,757,242.99	.00	.00	202,634,119.42	41,123,123.57	.83

04/03/20

ACCOUNTING PERIOD: 7/20

MONTGOMERY COUNTY, TEXAS

DEPT/DIV REVENUE SUMMARY

PAGE 7

SELECTION CRITERIA: ALL

FUND - 211 - ATTY ADMINISTRATION

ACCOUNT	TITLE	BUDGET	PERIOD RECEIPTS	RECEIVABLES	YEAR TO DATE REVENUE	BALANCE	YTD/ BUD
4352	D A HOT CHECKS	50.00	.00	.00	184.11	-134.11	3.68
TOTAL	DISTRICT ATTORNEY	50.00	.00	.00	184.11	-134.11	3.68
4752	CTY ATTY WORTHLESS CHECKS	4,500.00	.00	.00	2,044.62	2,455.38	.45
TOTAL	COUNTY ATTORNEY	4,500.00	.00	.00	2,044.62	2,455.38	.45
TOTAL	GENERAL ADMINISTRATION	4,550.00	.00	.00	2,228.73	2,321.27	.49
TOTAL	ATTY ADMINISTRATION	4,550.00	.00	.00	2,228.73	2,321.27	.49

04/03/20  
ACCOUNTING PERIOD: 7/20

MONTGOMERY COUNTY, TEXAS  
DEPT/DIV REVENUE SUMMARY

PAGE 8

SELECTION CRITERIA: ALL

FUND - 212 - FORFEITURES

ACCOUNT	TITLE	BUDGET	PERIOD RECEIPTS	RECEIVABLES	YEAR TO DATE REVENUE	BALANCE	YTD/ BUD
4353	D A FORFEITURES	296,303.99	.00	.00	246,885.65	49,418.34	.83
TOTAL	DISTRICT ATTORNEY	296,303.99	.00	.00	246,885.65	49,418.34	.83
5432	FIRE MARSHAL FORFEITURES	75.00	.00	.00	31.08	43.92	.41
TOTAL	FIRE MARSHAL	75.00	.00	.00	31.08	43.92	.41
5513	CONSTBLE #1-FORFEITURES	3,000.00	.00	.00	12,332.94	-9,332.94	4.11
TOTAL	CONSTABLE PCT 1	3,000.00	.00	.00	12,332.94	-9,332.94	4.11
5522	CNSTBL 2 STATE FORFEITURE	8,000.00	.00	.00	1,682.63	6,317.37	.21
55221	CONST 2 FEDERAL FORF	.00	.00	.00	6.99	-6.99	.00
TOTAL	CONSTABLE PCT 2	8,000.00	.00	.00	1,689.62	6,310.38	.21
5532	CNSTBL # 3 FORFEITURES	14,000.00	.00	.00	4,545.04	9,454.96	.32
TOTAL	CONSTABLE PCT 3	14,000.00	.00	.00	4,545.04	9,454.96	.32
5542	CNSTBL # 4 FORFEITURES	24,486.84	.00	.00	25,424.81	-937.97	1.04
TOTAL	CONSTABLE PCT 4	24,486.84	.00	.00	25,424.81	-937.97	1.04
5552	CONSTABLE PCT 5-FORFEITUR	25,000.00	.00	.00	5,414.09	19,585.91	.22
TOTAL	CONSTABLE PCT 5	25,000.00	.00	.00	5,414.09	19,585.91	.22
5604	SHERIFF FORFEITURES	361,000.00	.00	.00	176,977.89	184,022.11	.49
5604731	SHER MOCONET FORFEITURES	275,000.00	.00	.00	120,519.69	154,480.31	.44
5606	SHERIFF FED FORF	165,000.00	.00	.00	204,076.37	-39,076.37	1.24
TOTAL	SHERIFF	801,000.00	.00	.00	501,573.95	299,426.05	.63
TOTAL	PUBLIC SAFETY	1,171,865.83	.00	.00	797,897.18	373,968.65	.68
TOTAL	FORFEITURES	1,171,865.83	.00	.00	797,897.18	373,968.65	.68

04/03/20  
ACCOUNTING PERIOD: 7/20

MONTGOMERY COUNTY, TEXAS  
DEPT/DIV REVENUE SUMMARY

PAGE 9

SELECTION CRITERIA: ALL

FUND - 214 - FEMA DISASTER GRANTS

ACCOUNT	TITLE	BUDGET	PERIOD RECEIPTS	RECEIVABLES	YEAR TO DATE REVENUE	BALANCE	YTD/ BUD
40680	FY16 FLOOD MITIG ASSIST	.00	.00	.00	-61,061.89	61,061.89	.00
TOTAL	MITIGATION PROJECTS	.00	.00	.00	-61,061.89	61,061.89	.00
TOTAL	EMERGENCY MANAGEMENT	.00	.00	.00	-61,061.89	61,061.89	.00
6492	FEMA-DR-4269-TX	.00	.00	.00	-395,596.07	395,596.07	.00
6493	FEMA-DR-4272-TX	.00	.00	.00	-805,905.41	805,905.41	.00
6494	FEMA-DR-4332-TX	.00	.00	.00	-3,170,030.22	3,170,030.22	.00
TOTAL	FLOOD MITIGATION PROGRAMS	.00	.00	.00	-4,371,531.70	4,371,531.70	.00
TOTAL	HEALTH AND WELFARE	.00	.00	.00	-4,432,593.59	4,432,593.59	.00
TOTAL	FEMA DISASTER GRANTS	.00	.00	.00	-4,432,593.59	4,432,593.59	.00

04/03/20

ACCOUNTING PERIOD: 7/20

MONTGOMERY COUNTY, TEXAS

DEPT/DIV REVENUE SUMMARY

PAGE 10

SELECTION CRITERIA: ALL

FUND - 215 - JURY

ACCOUNT	TITLE	BUDGET	PERIOD RECEIPTS	RECEIVABLES	YEAR TO DATE REVENUE	BALANCE	YTD/ BUD
2	SPECIAL REVENUE FUNDS	904,088.03	.00	.00	334,030.72	570,057.31	.37
TOTAL	SPECIAL REVENUE FUNDS	904,088.03	.00	.00	334,030.72	570,057.31	.37
TOTAL	SPECIAL REVENUE FUNDS	904,088.03	.00	.00	334,030.72	570,057.31	.37
4381	284TH D C-2ND REGION CONT	111,433.00	.00	.00	47,487.89	63,945.11	.43
TOTAL	284TH DISTRICT COURT	111,433.00	.00	.00	47,487.89	63,945.11	.43
465	COURT OPERATIONS	781,500.00	.00	.00	128,064.72	653,435.28	.16
TOTAL	COURT OPERATIONS	781,500.00	.00	.00	128,064.72	653,435.28	.16
4652	DRUG COURT	200,000.00	.00	.00	99,618.88	100,381.12	.50
TOTAL	DRUG COURT	200,000.00	.00	.00	99,618.88	100,381.12	.50
46521	DRUG COURT-DWI COURT	150,000.00	.00	.00	73,523.00	76,477.00	.49
TOTAL	DRUG COURT-DWI COURT	150,000.00	.00	.00	73,523.00	76,477.00	.49
TOTAL	JUDICIAL	1,242,933.00	.00	.00	348,694.49	894,238.51	.28
TOTAL	JURY	2,147,021.03	.00	.00	682,725.21	1,464,295.82	.32

04/03/20  
ACCOUNTING PERIOD: 7/20

MONTGOMERY COUNTY, TEXAS  
DEPT/DIV REVENUE SUMMARY

PAGE 11

SELECTION CRITERIA: ALL

FUND - 216 - ROAD AND BRIDGE

ACCOUNT	TITLE	BUDGET	PERIOD RECEIPTS	RECEIVABLES	YEAR TO DATE REVENUE	BALANCE	YTD/ BUD
2	SPECIAL REVENUE FUNDS	38,002,570.00	.00	.00	31,308,853.61	6,693,716.39	.82
TOTAL	SPECIAL REVENUE FUNDS	38,002,570.00	.00	.00	31,308,853.61	6,693,716.39	.82
TOTAL	SPECIAL REVENUE FUNDS	38,002,570.00	.00	.00	31,308,853.61	6,693,716.39	.82
6142	RECYCLE STATION-PCT 3	54,080.00	.00	.00	66,580.00	-12,500.00	1.23
TOTAL	COMMISSIONER PCT 3	54,080.00	.00	.00	66,580.00	-12,500.00	1.23
TOTAL	CONSERVATION	54,080.00	.00	.00	66,580.00	-12,500.00	1.23
61380	MONT CO PCT2 PARKS	.00	.00	.00	7,850.00	-7,850.00	.00
TOTAL	PCT 2 FACILITIES	.00	.00	.00	7,850.00	-7,850.00	.00
TOTAL	COMMISSIONER PCT 2	.00	.00	.00	7,850.00	-7,850.00	.00
61480	SOUTH COUNTY COMM CENTER	30,590.00	.00	.00	36,560.00	-5,970.00	1.20
61485	SPRING CREEK GREENWAY N.C	300.00	.00	.00	300.00	.00	1.00
TOTAL	PCT 3 PARKS AND COMM CEN	30,890.00	.00	.00	36,860.00	-5,970.00	1.19
TOTAL	COMMISSIONER PCT 3	30,890.00	.00	.00	36,860.00	-5,970.00	1.19
61580	EAST MC SENIOR CENTER	13,433.00	.00	.00	14,433.00	-1,000.00	1.07
TOTAL	PCT 4 PARKS AND COMM CENT	13,433.00	.00	.00	14,433.00	-1,000.00	1.07
TOTAL	COMMISSIONER PCT 4	13,433.00	.00	.00	14,433.00	-1,000.00	1.07
TOTAL	FACILITIES	44,323.00	.00	.00	59,143.00	-14,820.00	1.33
61521	EMCID-FC-CHAIRS	4,947.75	.00	.00	4,947.75	.00	1.00
TOTAL	COMMISSIONER PCT 4	4,947.75	.00	.00	4,947.75	.00	1.00
TOTAL	HEALTH AND WELFARE	4,947.75	.00	.00	4,947.75	.00	1.00
612	COMMISSIONER PCT 1	.00	.00	.00	44,100.31	-44,100.31	.00
TOTAL	COMMISSIONER PCT 1	.00	.00	.00	44,100.31	-44,100.31	.00
613	COMMISSIONER PCT 2	.00	.00	.00	19,514.60	-19,514.60	.00
TOTAL	COMMISSIONER PCT 2	.00	.00	.00	19,514.60	-19,514.60	.00
614	COMMISSIONER PCT 3	2,830.00	.00	.00	3,830.00	-1,000.00	1.35
TOTAL	COMMISSIONER PCT 3	2,830.00	.00	.00	3,830.00	-1,000.00	1.35
615	COMMISSIONER PCT 4	154,352.05	.00	.00	158,502.05	-4,150.00	1.03
TOTAL	COMMISSIONER PCT 4	154,352.05	.00	.00	158,502.05	-4,150.00	1.03
TOTAL	PUBLIC TRANSPORTATION	157,182.05	.00	.00	225,946.96	-68,764.91	1.44
TOTAL	ROAD AND BRIDGE	38,263,102.80	.00	.00	31,665,471.32	6,597,631.48	.83

04/03/20

ACCOUNTING PERIOD: 7/20

MONTGOMERY COUNTY, TEXAS

DEPT/DIV REVENUE SUMMARY

PAGE 12

SELECTION CRITERIA: ALL

FUND - 217 - SHERIFF COMMISSARY

ACCOUNT	TITLE	BUDGET	PERIOD RECEIPTS	RECEIVABLES	YEAR TO DATE REVENUE	BALANCE	YTD/ BUD
2	SPECIAL REVENUE FUNDS	899,550.00	.00	.00	807,017.53	92,532.47	.90
TOTAL	SPECIAL REVENUE FUNDS	899,550.00	.00	.00	807,017.53	92,532.47	.90
TOTAL	SPECIAL REVENUE FUNDS	899,550.00	.00	.00	807,017.53	92,532.47	.90
51221	SHERIFF COMMISSARY STAFF	1,386,597.00	.00	.00	.00	1,386,597.00	.00
TOTAL	JAIL	1,386,597.00	.00	.00	.00	1,386,597.00	.00
TOTAL	PUBLIC SAFETY	1,386,597.00	.00	.00	.00	1,386,597.00	.00
TOTAL	SHERIFF COMMISSARY	2,286,147.00	.00	.00	807,017.53	1,479,129.47	.35

04/03/20

ACCOUNTING PERIOD: 7/20

MONTGOMERY COUNTY, TEXAS

DEPT/DIV REVENUE SUMMARY

PAGE 13

SELECTION CRITERIA: ALL

FUND - 218 - MEMORIAL LIBRARY - SPECIA

ACCOUNT	TITLE	BUDGET	PERIOD RECEIPTS	RECEIVABLES	YEAR TO DATE REVENUE	BALANCE	YTD/ BUD
65117	MEMORIAL GIFT GENERAL	80,357.65	.00	.00	121,805.51	-41,447.86	1.52
65118	GENEALOGY GIFT/RONALD JAC	585.00	.00	.00	685.00	-100.00	1.17
TOTAL	MEMORIAL LIBRARY	80,942.65	.00	.00	122,490.51	-41,547.86	1.51
TOTAL	CULTURE AND RECREATION	80,942.65	.00	.00	122,490.51	-41,547.86	1.51
TOTAL	MEMORIAL LIBRARY - SPECIA	80,942.65	.00	.00	122,490.51	-41,547.86	1.51

04/03/20  
ACCOUNTING PERIOD: 7/20

MONTGOMERY COUNTY, TEXAS  
DEPT/DIV REVENUE SUMMARY

PAGE 14

SELECTION CRITERIA: ALL

FUND - 219 - COMMUNITY DEVELOPMENT

ACCOUNT	TITLE	BUDGET	PERIOD RECEIPTS	RECEIVABLES	YEAR TO DATE REVENUE	BALANCE	YTD/ BUD
61532	16 FLOODS/CDBG DR INFRASTR	.00	.00	.00	-612.00	612.00	.00
TOTAL	COMMISSIONER PCT 4	.00	.00	.00	-612.00	612.00	.00
TOTAL	FACILITIES	.00	.00	.00	-612.00	612.00	.00
50	HEALTH AND WELFARE	.00	.00	.00	30,680.44	-30,680.44	.00
TOTAL	HEALTH AND WELFARE	.00	.00	.00	30,680.44	-30,680.44	.00
64202	CDBG - YEAR 20	.00	.00	.00	962,423.32	-962,423.32	.00
64204	CDBG YEAR 22	2,559,415.00	.00	.00	.00	2,559,415.00	.00
642612	WILLIS BLDG-PROG INC	.00	.00	.00	18,766.11	-18,766.11	.00
6426121	LONESTAR BLDG-PROG INC	.00	.00	.00	12,700.00	-12,700.00	.00
642613	MAGNOLIA BLDG-PROG INC	.00	.00	.00	3,970.00	-3,970.00	.00
6426132	MAGNOLIA CLINIC-PROG INC	.00	.00	.00	11,600.00	-11,600.00	.00
642615	SPLENDORA BLDG-PROG INC	.00	.00	.00	19,000.00	-19,000.00	.00
64298	CDBG/\$2,172,630 - YEAR 18	.00	.00	.00	-63,140.18	63,140.18	.00
TOTAL	CDBG/\$1.7MIL-YEAR 1	2,559,415.00	.00	.00	965,319.25	1,594,095.75	.38
64397	HOME YR 17	614,067.00	.00	.00	.00	614,067.00	.00
TOTAL	HOME PROGRAM/\$750K-YR 1	614,067.00	.00	.00	.00	614,067.00	.00
64409	HESG YR 9	220,445.00	.00	.00	.00	220,445.00	.00
TOTAL	CDBG DISASTER REC GRANT	220,445.00	.00	.00	.00	220,445.00	.00
64450	LBP HAZARD CONTROL GRANT	1,000,000.00	.00	.00	.00	1,000,000.00	.00
TOTAL	HUD LEAD HAZARD CONTROL	1,000,000.00	.00	.00	.00	1,000,000.00	.00
TOTAL	HEALTH AND WELFARE	4,393,927.00	.00	.00	995,999.69	3,397,927.31	.23
TOTAL	COMMUNITY DEVELOPMENT	4,393,927.00	.00	.00	995,387.69	3,398,539.31	.23

04/03/20  
 ACCOUNTING PERIOD: 7/20  
 SELECTION CRITERIA: ALL  
 FUND - 221 - LAW LIBRARY

MONTGOMERY COUNTY, TEXAS  
 DEPT/DIV REVENUE SUMMARY

PAGE 15

ACCOUNT	TITLE	BUDGET	PERIOD RECEIPTS	RECEIVABLES	YEAR TO DATE REVENUE	BALANCE	YTD/ BUD
2	SPECIAL REVENUE FUNDS	296,041.00	.00	.00	118,499.42	177,541.58	.40
TOTAL	SPECIAL REVENUE FUNDS	296,041.00	.00	.00	118,499.42	177,541.58	.40
TOTAL	SPECIAL REVENUE FUNDS	296,041.00	.00	.00	118,499.42	177,541.58	.40
TOTAL	LAW LIBRARY	296,041.00	.00	.00	118,499.42	177,541.58	.40

04/03/20  
ACCOUNTING PERIOD: 7/20  
SELECTION CRITERIA: ALL

MONTGOMERY COUNTY, TEXAS  
DEPT/DIV REVENUE SUMMARY

PAGE 16

FUND - 224 - JUVENILE PROBATION-STATE

ACCOUNT	TITLE	BUDGET	PERIOD RECEIPTS	RECEIVABLES	YEAR TO DATE REVENUE	BALANCE	YTD/ BUD
2	SPECIAL REVENUE FUNDS	.00	.00	.00	14,305.65	-14,305.65	.00
TOTAL	SPECIAL REVENUE FUNDS	.00	.00	.00	14,305.65	-14,305.65	.00
TOTAL	SPECIAL REVENUE FUNDS	.00	.00	.00	14,305.65	-14,305.65	.00
5711480	JUV PROB/STATE AID-A/20	.00	.00	.00	1,016,467.62	-1,016,467.62	.00
571157	JUV JUS ALT ED PGR-P/20	.00	.00	.00	236,901.45	-236,901.45	.00
571184	JUV PROB/RDA PROG	.00	.00	.00	-287,347.43	287,347.43	.00
571186	JUV-REGIONALIZATION R/20	17,300.00	.00	.00	17,300.00	.00	1.00
TOTAL	JUVENILE PROBATION	17,300.00	.00	.00	983,321.64	-966,021.64	56.84
TOTAL	PUBLIC SAFETY	17,300.00	.00	.00	983,321.64	-966,021.64	56.84
TOTAL	JUVENILE PROBATION-STATE	17,300.00	.00	.00	997,627.29	-980,327.29	57.67

04/03/20

ACCOUNTING PERIOD: 7/20

MONTGOMERY COUNTY, TEXAS

DEPT/DIV REVENUE SUMMARY

PAGE 17

SELECTION CRITERIA: ALL

FUND - 225 - RECORDS MGMT/PRESERVATION

ACCOUNT	TITLE	BUDGET	PERIOD RECEIPTS	RECEIVABLES	YEAR TO DATE REVENUE	BALANCE	YTD/ BUD
40311	CTY CLK/RECORDS MGMT/PRES	538,309.00	.00	.00	238,165.98	300,143.02	.44
TOTAL	COUNTY CLERK	538,309.00	.00	.00	238,165.98	300,143.02	.44
TOTAL	GENERAL ADMINISTRATION	538,309.00	.00	.00	238,165.98	300,143.02	.44
2	SPECIAL REVENUE FUNDS	.00	.00	.00	-395,705.56	395,705.56	.00
TOTAL	SPECIAL REVENUE FUNDS	.00	.00	.00	-395,705.56	395,705.56	.00
TOTAL	SPECIAL REVENUE FUNDS	.00	.00	.00	-395,705.56	395,705.56	.00
TOTAL	RECORDS MGMT/PRESERVATION	538,309.00	.00	.00	-157,539.58	695,848.58	-.29

04/03/20

ACCOUNTING PERIOD: 7/20

MONTGOMERY COUNTY, TEXAS

DEPT/DIV REVENUE SUMMARY

PAGE 18

SELECTION CRITERIA: ALL

FUND - 226 - PRE-TRIAL DIVERSION FUND

ACCOUNT	TITLE	BUDGET	PERIOD RECEIPTS	RECEIVABLES	YEAR TO DATE REVENUE	BALANCE	YTD/ BUD
43513	PRE-TRIAL DIVERSION	38,863.00	.00	.00	18,400.00	20,463.00	.47
TOTAL	DISTRICT ATTORNEY	38,863.00	.00	.00	18,400.00	20,463.00	.47
TOTAL	JUDICIAL	38,863.00	.00	.00	18,400.00	20,463.00	.47
TOTAL	PRE-TRIAL DIVERSION FUND	38,863.00	.00	.00	18,400.00	20,463.00	.47

04/03/20

ACCOUNTING PERIOD: 7/20

MONTGOMERY COUNTY, TEXAS

DEPT/DIV REVENUE SUMMARY

PAGE 19

SELECTION CRITERIA: ALL

FUND - 232 - AIRPORT GRANTS

ACCOUNT	TITLE	BUDGET	PERIOD RECEIPTS	RECEIVABLES	YEAR TO DATE REVENUE	BALANCE	YTD/ BUD
62916	TAXIWAY G & F DESIGN/CNST	2,419,200.00	.00	.00	.00	2,419,200.00	.00
TOTAL	AIRPORT	2,419,200.00	.00	.00	.00	2,419,200.00	.00
TOTAL	PUBLIC TRANSPORTATION	2,419,200.00	.00	.00	.00	2,419,200.00	.00
TOTAL	AIRPORT GRANTS	2,419,200.00	.00	.00	.00	2,419,200.00	.00

04/03/20

ACCOUNTING PERIOD: 7/20

MONTGOMERY COUNTY, TEXAS

DEPT/DIV REVENUE SUMMARY

PAGE 20

SELECTION CRITERIA: ALL

FUND - 233 - MENTAL HEALTH FACILITY

ACCOUNT	TITLE	BUDGET	PERIOD RECEIPTS	RECEIVABLES	YEAR TO DATE REVENUE	BALANCE	YTD/ BUD
6311	MENTAL HEALTH	16,994,512.00	.00	.00	3,098,262.30	13,896,249.70	.18
TOTAL	MENTAL HEALTH	16,994,512.00	.00	.00	3,098,262.30	13,896,249.70	.18
TOTAL	HEALTH AND WELFARE	16,994,512.00	.00	.00	3,098,262.30	13,896,249.70	.18
TOTAL	MENTAL HEALTH FACILITY	16,994,512.00	.00	.00	3,098,262.30	13,896,249.70	.18

04/03/20

ACCOUNTING PERIOD: 7/20

MONTGOMERY COUNTY, TEXAS

DEPT/DIV REVENUE SUMMARY

PAGE 21

SELECTION CRITERIA: ALL

FUND - 234 - RECORDS MANAGEMENT COUNTY

ACCOUNT	TITLE	BUDGET	PERIOD RECEIPTS	RECEIVABLES	YEAR TO DATE REVENUE	BALANCE	YTD/ BUD
409310	RECORDS MNGT COUNTY	170,000.00	.00	.00	56,202.70	113,797.30	.33
TOTAL	NON-DEPARTMENTAL	170,000.00	.00	.00	56,202.70	113,797.30	.33
TOTAL	GENERAL ADMINISTRATION	170,000.00	.00	.00	56,202.70	113,797.30	.33
TOTAL	RECORDS MANAGEMENT COUNTY	170,000.00	.00	.00	56,202.70	113,797.30	.33

04/03/20

ACCOUNTING PERIOD: 7/20

MONTGOMERY COUNTY, TEXAS

DEPT/DIV REVENUE SUMMARY

PAGE 22

SELECTION CRITERIA: ALL

FUND - 235 - RECORDS MGMT DIST CLERK

ACCOUNT	TITLE	BUDGET	PERIOD RECEIPTS	RECEIVABLES	YEAR TO DATE REVENUE	BALANCE	YTD/ BUD
450110	RECORDS MGMT DIST CLERK	80,000.00	.00	.00	16,372.05	63,627.95	.20
TOTAL	DISTRICT CLERK	80,000.00	.00	.00	16,372.05	63,627.95	.20
TOTAL	GENERAL ADMINISTRATION	80,000.00	.00	.00	16,372.05	63,627.95	.20
TOTAL	RECORDS MGMT DIST CLERK	80,000.00	.00	.00	16,372.05	63,627.95	.20

04/03/20  
ACCOUNTING PERIOD: 7/20  
SELECTION CRITERIA: ALL

MONTGOMERY COUNTY, TEXAS  
DEPT/DIV REVENUE SUMMARY

PAGE 23

FUND - 236 - DIGITAL PRES CNTY/DIST

ACCOUNT	TITLE	BUDGET	PERIOD RECEIPTS	RECEIVABLES	YEAR TO DATE REVENUE	BALANCE	YTD/ BUD
409320	DIGITAL PRES CNTY/DIST	.00	.00	.00	31,429.64	-31,429.64	.00
TOTAL	NON-DEPARTMENTAL	.00	.00	.00	31,429.64	-31,429.64	.00
TOTAL	GENERAL ADMINISTRATION	.00	.00	.00	31,429.64	-31,429.64	.00
TOTAL	DIGITAL PRES CNTY/DIST	.00	.00	.00	31,429.64	-31,429.64	.00

04/03/20

ACCOUNTING PERIOD: 7/20

MONTGOMERY COUNTY, TEXAS

DEPT/DIV REVENUE SUMMARY

PAGE 24

SELECTION CRITERIA: ALL

FUND - 237 - DIST CLERK RECORDS PRESER

ACCOUNT	TITLE	BUDGET	PERIOD RECEIPTS	RECEIVABLES	YEAR TO DATE REVENUE	BALANCE	YTD/ BUD
45030	DISTRICT CLERK REC PRESV	40,000.00	.00	.00	31,465.38	8,534.62	.79
TOTAL	DISTRICT CLERK	40,000.00	.00	.00	31,465.38	8,534.62	.79
TOTAL	JUDICIAL	40,000.00	.00	.00	31,465.38	8,534.62	.79
TOTAL	DIST CLERK RECORDS PRESER	40,000.00	.00	.00	31,465.38	8,534.62	.79

04/03/20

ACCOUNTING PERIOD: 7/20

MONTGOMERY COUNTY, TEXAS

DEPT/DIV REVENUE SUMMARY

PAGE 25

SELECTION CRITERIA: ALL

FUND - 238 - COURT GUARDIANSHIP

ACCOUNT	TITLE	BUDGET	PERIOD RECEIPTS	RECEIVABLES	YEAR TO DATE REVENUE	BALANCE	YTD/ BUD
40933	COURT GUARDIANSHIP	30,000.00	.00	.00	9,400.00	20,600.00	.31
TOTAL	NON-DEPARTMENTAL	30,000.00	.00	.00	9,400.00	20,600.00	.31
TOTAL	JUDICIAL	30,000.00	.00	.00	9,400.00	20,600.00	.31
TOTAL	COURT GUARDIANSHIP	30,000.00	.00	.00	9,400.00	20,600.00	.31

04/03/20  
 ACCOUNTING PERIOD: 7/20  
 SELECTION CRITERIA: ALL

MONTGOMERY COUNTY, TEXAS  
 DEPT/DIV REVENUE SUMMARY

PAGE 26

FUND - 239 - COURT REPORTER SVC FUND

ACCOUNT	TITLE	BUDGET	PERIOD RECEIPTS	RECEIVABLES	YEAR TO DATE REVENUE	BALANCE	YTD/ BUD
2	SPECIAL REVENUE FUNDS	40,000.00	.00	.00	48,917.35	-8,917.35	1.22
TOTAL	SPECIAL REVENUE FUNDS	40,000.00	.00	.00	48,917.35	-8,917.35	1.22
TOTAL	SPECIAL REVENUE FUNDS	40,000.00	.00	.00	48,917.35	-8,917.35	1.22
TOTAL	COURT REPORTER SVC FUND	40,000.00	.00	.00	48,917.35	-8,917.35	1.22

04/03/20

ACCOUNTING PERIOD: 7/20

MONTGOMERY COUNTY, TEXAS

DEPT/DIV REVENUE SUMMARY

PAGE 27

SELECTION CRITERIA: ALL

FUND - 240 - COURTHOUSE SECURITY

ACCOUNT	TITLE	BUDGET	PERIOD RECEIPTS	RECEIVABLES	YEAR TO DATE REVENUE	BALANCE	YTD/ BUD
2	SPECIAL REVENUE FUNDS	300,000.00	.00	.00	101,795.38	198,204.62	.34
TOTAL	SPECIAL REVENUE FUNDS	300,000.00	.00	.00	101,795.38	198,204.62	.34
TOTAL	SPECIAL REVENUE FUNDS	300,000.00	.00	.00	101,795.38	198,204.62	.34
TOTAL	COURTHOUSE SECURITY	300,000.00	.00	.00	101,795.38	198,204.62	.34

04/03/20

ACCOUNTING PERIOD: 7/20

MONTGOMERY COUNTY, TEXAS

DEPT/DIV REVENUE SUMMARY

PAGE 28

SELECTION CRITERIA: ALL

FUND - 241 - COURT TECHNOLOGY CNTY/DIS

ACCOUNT	TITLE	BUDGET	PERIOD RECEIPTS	RECEIVABLES	YEAR TO DATE REVENUE	BALANCE	YTD/ BUD
2	SPECIAL REVENUE FUNDS	1,536.66	.00	.00	.00	1,536.66	.00
TOTAL	SPECIAL REVENUE FUNDS	1,536.66	.00	.00	.00	1,536.66	.00
TOTAL	SPECIAL REVENUE FUNDS	1,536.66	.00	.00	.00	1,536.66	.00
40936	COURT TECHNOLOGY CNTY/DIS	17,477.00	.00	.00	5,946.20	11,530.80	.34
TOTAL	NON-DEPARTMENTAL	17,477.00	.00	.00	5,946.20	11,530.80	.34
TOTAL	JUDICIAL	17,477.00	.00	.00	5,946.20	11,530.80	.34
TOTAL	COURT TECHNOLOGY CNTY/DIS	19,013.66	.00	.00	5,946.20	13,067.46	.31

04/03/20

ACCOUNTING PERIOD: 7/20

MONTGOMERY COUNTY, TEXAS

DEPT/DIV REVENUE SUMMARY

PAGE 29

SELECTION CRITERIA: ALL

FUND - 242 - JUSTICE CRT BLDG SECURITY

ACCOUNT	TITLE	BUDGET	PERIOD RECEIPTS	RECEIVABLES	YEAR TO DATE REVENUE	BALANCE	YTD/ BUD
40937	JUSTICE CRT BLDG SECURITY	.00	.00	.00	11,269.36	-11,269.36	.00
TOTAL	NON-DEPARTMENTAL	.00	.00	.00	11,269.36	-11,269.36	.00
TOTAL	JUDICIAL	.00	.00	.00	11,269.36	-11,269.36	.00
TOTAL	JUSTICE CRT BLDG SECURITY	.00	.00	.00	11,269.36	-11,269.36	.00

04/03/20

ACCOUNTING PERIOD: 7/20

MONTGOMERY COUNTY, TEXAS

DEPT/DIV REVENUE SUMMARY

PAGE 30

SELECTION CRITERIA: ALL

FUND - 243 - JUSTICE CRT TECHNOLOGY

ACCOUNT	TITLE	BUDGET	PERIOD RECEIPTS	RECEIVABLES	YEAR TO DATE REVENUE	BALANCE	YTD/ BUD
2	SPECIAL REVENUE FUNDS	104,244.20	.00	.00	46,144.37	58,099.83	.44
TOTAL	SPECIAL REVENUE FUNDS	104,244.20	.00	.00	46,144.37	58,099.83	.44
TOTAL	SPECIAL REVENUE FUNDS	104,244.20	.00	.00	46,144.37	58,099.83	.44
TOTAL	JUSTICE CRT TECHNOLOGY	104,244.20	.00	.00	46,144.37	58,099.83	.44

04/03/20  
ACCOUNTING PERIOD: 7/20

MONTGOMERY COUNTY, TEXAS  
DEPT/DIV REVENUE SUMMARY

PAGE 31

SELECTION CRITERIA: ALL

FUND - 244 - JUVENILE CASE MANAGER

ACCOUNT	TITLE	BUDGET	PERIOD RECEIPTS	RECEIVABLES	YEAR TO DATE REVENUE	BALANCE	YTD/ BUD
45512	JP 1-JUVENILE CASE DIV	128,940.00	.00	.00	7,858.08	121,081.92	.06
TOTAL	JUSTICE OF PEACE PCT 1	128,940.00	.00	.00	7,858.08	121,081.92	.06
45612	JP 2-JUVENILE CASE DIV	57,536.00	.00	.00	9,218.41	48,317.59	.16
TOTAL	JUSTICE OF PEACE PCT 2	57,536.00	.00	.00	9,218.41	48,317.59	.16
45712	JP 3-JUVENILE CASE DIV	70,062.00	.00	.00	21,999.96	48,062.04	.31
TOTAL	JUSTICE OF PEACE PCT 3	70,062.00	.00	.00	21,999.96	48,062.04	.31
45812	JP 4-JUVENILE CASE DIV	65,539.00	.00	.00	9,006.09	56,532.91	.14
TOTAL	JUSTICE OF PEACE PCT 4	65,539.00	.00	.00	9,006.09	56,532.91	.14
45912	JP 5-JUVENILE CASE DIV	55,115.00	.00	.00	4,646.26	50,468.74	.08
TOTAL	JUSTICE OF PEACE PCT 5	55,115.00	.00	.00	4,646.26	50,468.74	.08
TOTAL	JUDICIAL	377,192.00	.00	.00	52,728.80	324,463.20	.14
TOTAL	JUVENILE CASE MANAGER	377,192.00	.00	.00	52,728.80	324,463.20	.14

04/03/20  
 ACCOUNTING PERIOD: 7/20  
 SELECTION CRITERIA: ALL

MONTGOMERY COUNTY, TEXAS  
 DEPT/DIV REVENUE SUMMARY

PAGE 32

FUND - 254 - CONTRACT ELECTION SERVICE

ACCOUNT	TITLE	BUDGET	PERIOD RECEIPTS	RECEIVABLES	YEAR TO DATE REVENUE	BALANCE	YTD/ BUD
49041	CONTRACT ELEC DIRECT PAID	.00	.00	.00	51,560.81	-51,560.81	.00
TOTAL	ELECTIONS	.00	.00	.00	51,560.81	-51,560.81	.00
TOTAL	ELECTIONS	.00	.00	.00	51,560.81	-51,560.81	.00
TOTAL	CONTRACT ELECTION SERVICE	.00	.00	.00	51,560.81	-51,560.81	.00

04/03/20

ACCOUNTING PERIOD: 7/20

MONTGOMERY COUNTY, TEXAS

DEPT/DIV REVENUE SUMMARY

PAGE 33

SELECTION CRITERIA: ALL

FUND - 255 - HAVA GRANT FUND

ACCOUNT	TITLE	BUDGET	PERIOD RECEIPTS	RECEIVABLES	YEAR TO DATE REVENUE	BALANCE	YTD/ BUD
49031	HAVA GRANT OPERATION	.00	.00	.00	93.43	-93.43	.00
TOTAL	ELECTIONS	.00	.00	.00	93.43	-93.43	.00
TOTAL	ELECTIONS	.00	.00	.00	93.43	-93.43	.00
TOTAL	HAVA GRANT FUND	.00	.00	.00	93.43	-93.43	.00

04/03/20  
ACCOUNTING PERIOD: 7/20

MONTGOMERY COUNTY, TEXAS  
DEPT/DIV REVENUE SUMMARY

PAGE 34

SELECTION CRITERIA: ALL

FUND - 256 - MOCO GRANTS

ACCOUNT	TITLE	BUDGET	PERIOD RECEIPTS	RECEIVABLES	YEAR TO DATE REVENUE	BALANCE	YTD/ BUD
40690	CDBG-DR 2016 FLOODS	.00	.00	.00	-1,370.04	1,370.04	.00
TOTAL	DISASTER RECOVERY GRANTS	.00	.00	.00	-1,370.04	1,370.04	.00
TOTAL	HEALTH AND WELFARE	.00	.00	.00	-1,370.04	1,370.04	.00
40670101	UASI 17-COM PREP/REG PLAN	-5,449.34	.00	.00	.00	-5,449.34	.00
40670102	UASI 18-COM PREP & REG PL	-214,948.49	.00	.00	28,651.04	-243,599.53	-.13
40670103	UASI 19-COM PREP/REG PLAN	411,716.46	.00	.00	.00	411,716.46	.00
TOTAL	COM PREP & REGIONAL PLAN	191,318.63	.00	.00	28,651.04	162,667.59	.15
40670302	UASI 18-EOC/REG TECH SUST	-12,908.73	.00	.00	18,334.26	-31,242.99	-1.42
40670303	UASI 19-EOC/REG TECH SUST	76,110.00	.00	.00	.00	76,110.00	.00
TOTAL	EOC/REG TECH SUSTAINMENT	63,201.27	.00	.00	18,334.26	44,867.01	.29
40670402	UASI 18-M & A	.00	.00	.00	-1,575.90	1,575.90	.00
TOTAL	M & A	.00	.00	.00	-1,575.90	1,575.90	.00
40670502	UASI 18-EOC ENHANCEMENTS	.00	.00	.00	8,122.72	-8,122.72	.00
TOTAL	EOC ENHANCEMENTS	.00	.00	.00	8,122.72	-8,122.72	.00
40670601	UASI 17-1ST RESP FC SPEC	195,403.28	.00	.00	-74,520.14	269,923.42	-.38
40670602	UASI 18-FR FC SPEC TEAM	.00	.00	.00	1,511.00	-1,511.00	.00
TOTAL	1ST RESP FC SPEC TEAM SUS	195,403.28	.00	.00	-73,009.14	268,412.42	-.37
40670901	UASI 18-LE SWAT SUSTAIN	-46,880.00	.00	.00	.00	-46,880.00	.00
TOTAL	LE SWAT SUSTAINMENT	-46,880.00	.00	.00	.00	-46,880.00	.00
TOTAL	HSGP GRANTS	403,043.18	.00	.00	-19,477.02	422,520.20	-.05
TOTAL	EMERGENCY MANAGEMENT	403,043.18	.00	.00	-19,477.02	422,520.20	-.05
TOTAL	PUBLIC SAFETY	403,043.18	.00	.00	-19,477.02	422,520.20	-.05
TOTAL	MOCO GRANTS	403,043.18	.00	.00	-20,847.06	423,890.24	-.05

04/03/20

ACCOUNTING PERIOD: 7/20

MONTGOMERY COUNTY, TEXAS

DEPT/DIV REVENUE SUMMARY

PAGE 35

SELECTION CRITERIA: ALL

FUND - 261 - CC VITAL RECORDS PRES FND

ACCOUNT	TITLE	BUDGET	PERIOD RECEIPTS	RECEIVABLES	YEAR TO DATE REVENUE	BALANCE	YTD/ BUD
403261	VITAL RECORDS PRES	18,190.00	.00	.00	9,078.00	9,112.00	.50
TOTAL	COUNTY CLERK	18,190.00	.00	.00	9,078.00	9,112.00	.50
TOTAL	GENERAL ADMINISTRATION	18,190.00	.00	.00	9,078.00	9,112.00	.50
TOTAL	CC VITAL RECORDS PRES FND	18,190.00	.00	.00	9,078.00	9,112.00	.50

04/03/20  
ACCOUNTING PERIOD: 7/20

MONTGOMERY COUNTY, TEXAS  
DEPT/DIV REVENUE SUMMARY

PAGE 36

SELECTION CRITERIA: ALL

FUND - 358 - MONTG CO DEBT SERVICE

ACCOUNT	TITLE	BUDGET	PERIOD RECEIPTS	RECEIVABLES	YEAR TO DATE REVENUE	BALANCE	YTD/ BUD
3	DEBT SERVICE FUNDS	33,572,609.00	.00	.00	36,471,063.51	-2,898,454.51	1.09
TOTAL	DEBT SERVICE FUNDS	33,572,609.00	.00	.00	36,471,063.51	-2,898,454.51	1.09
TOTAL	DEBT SERVICE FUNDS	33,572,609.00	.00	.00	36,471,063.51	-2,898,454.51	1.09
6927	C/O 2010B BABS-\$23.395 M	397,714.00	.00	.00	200,347.52	197,366.48	.50
TOTAL	C/O 2010B BABS-\$23.395 M	397,714.00	.00	.00	200,347.52	197,366.48	.50
TOTAL	DEBT SERVICE	397,714.00	.00	.00	200,347.52	197,366.48	.50
TOTAL	MONTG CO DEBT SERVICE	33,970,323.00	.00	.00	36,671,411.03	-2,701,088.03	1.08

04/03/20  
ACCOUNTING PERIOD: 7/20  
SELECTION CRITERIA: ALL

MONTGOMERY COUNTY, TEXAS  
DEPT/DIV REVENUE SUMMARY

PAGE 37

FUND - 40011 - C/P-REVENUE/TOLL BONDS 10

ACCOUNT	TITLE	BUDGET	PERIOD RECEIPTS	RECEIVABLES	YEAR TO DATE REVENUE	BALANCE	YTD/ BUD
4	CAPITAL PROJECTS FUNDS	.00	.00	.00	656,440.90	-656,440.90	.00
TOTAL	CAPITAL PROJECTS FUNDS	.00	.00	.00	656,440.90	-656,440.90	.00
TOTAL	CAPITAL PROJECTS FUNDS	.00	.00	.00	656,440.90	-656,440.90	.00
TOTAL	C/P-REVENUE/TOLL BONDS 10	.00	.00	.00	656,440.90	-656,440.90	.00

04/03/20  
ACCOUNTING PERIOD: 7/20  
SELECTION CRITERIA: ALL

MONTGOMERY COUNTY, TEXAS  
DEPT/DIV REVENUE SUMMARY

PAGE 38

FUND - 40012 - C/P-CERT OBLIGN 2012

ACCOUNT	TITLE	BUDGET	PERIOD RECEIPTS	RECEIVABLES	YEAR TO DATE REVENUE	BALANCE	YTD/ BUD
4	CAPITAL PROJECTS FUNDS	.00	.00	.00	10,351.46	-10,351.46	.00
TOTAL	CAPITAL PROJECTS FUNDS	.00	.00	.00	10,351.46	-10,351.46	.00
TOTAL	CAPITAL PROJECTS FUNDS	.00	.00	.00	10,351.46	-10,351.46	.00
TOTAL	C/P-CERT OBLIGN 2012	.00	.00	.00	10,351.46	-10,351.46	.00

04/03/20  
ACCOUNTING PERIOD: 7/20  
SELECTION CRITERIA: ALL

MONTGOMERY COUNTY, TEXAS  
DEPT/DIV REVENUE SUMMARY

PAGE 39

FUND - 40013 - C/P-C/O 2012A-\$15,880,000

ACCOUNT	TITLE	BUDGET	PERIOD RECEIPTS	RECEIVABLES	YEAR TO DATE REVENUE	BALANCE	YTD/ BUD
4	CAPITAL PROJECTS FUNDS	.00	.00	.00	485.79	-485.79	.00
TOTAL	CAPITAL PROJECTS FUNDS	.00	.00	.00	485.79	-485.79	.00
TOTAL	CAPITAL PROJECTS FUNDS	.00	.00	.00	485.79	-485.79	.00
TOTAL	C/P-C/O 2012A-\$15,880,000	.00	.00	.00	485.79	-485.79	.00

04/03/20  
ACCOUNTING PERIOD: 7/20  
SELECTION CRITERIA: ALL

MONTGOMERY COUNTY, TEXAS  
DEPT/DIV REVENUE SUMMARY

PAGE 40

FUND - 40014 - C/P P-T TOLL PROJECTS

ACCOUNT	TITLE	BUDGET	PERIOD RECEIPTS	RECEIVABLES	YEAR TO DATE REVENUE	BALANCE	YTD/ BUD
4	CAPITAL PROJECTS FUNDS	.00	.00	.00	.01	- .01	.00
TOTAL	CAPITAL PROJECTS FUNDS	.00	.00	.00	.01	- .01	.00
TOTAL	CAPITAL PROJECTS FUNDS	.00	.00	.00	.01	- .01	.00
TOTAL	C/P P-T TOLL PROJECTS	.00	.00	.00	.01	- .01	.00

04/03/20  
ACCOUNTING PERIOD: 7/20  
SELECTION CRITERIA: ALL

MONTGOMERY COUNTY, TEXAS  
DEPT/DIV REVENUE SUMMARY

PAGE 41

FUND - 40016 - C/P SHERIFF PROJECTS

ACCOUNT	TITLE	BUDGET	PERIOD RECEIPTS	RECEIVABLES	YEAR TO DATE REVENUE	BALANCE	YTD/ BUD
4	CAPITAL PROJECTS FUNDS	.00	.00	.00	15,324.00	-15,324.00	.00
TOTAL	CAPITAL PROJECTS FUNDS	.00	.00	.00	15,324.00	-15,324.00	.00
TOTAL	CAPITAL PROJECTS FUNDS	.00	.00	.00	15,324.00	-15,324.00	.00
TOTAL	C/P SHERIFF PROJECTS	.00	.00	.00	15,324.00	-15,324.00	.00

04/03/20

ACCOUNTING PERIOD: 7/20

MONTGOMERY COUNTY, TEXAS

DEPT/DIV REVENUE SUMMARY

PAGE 42

SELECTION CRITERIA: ALL

FUND - 40017 - LOCAL CAPITAL PROJECTS

ACCOUNT	TITLE	BUDGET	PERIOD RECEIPTS	RECEIVABLES	YEAR TO DATE REVENUE	BALANCE	YTD/ BUD
4996001	TAX OFFICE CIP	.00	.00	.00	871,056.38	-871,056.38	.00
TOTAL	CAPITAL PROJ-TAX OFFICE	.00	.00	.00	871,056.38	-871,056.38	.00
TOTAL	CAPITAL PROJECTS	.00	.00	.00	871,056.38	-871,056.38	.00
4	CAPITAL PROJECTS FUNDS	4,623,363.50	.00	.00	.00	4,623,363.50	.00
TOTAL	CAPITAL PROJECTS FUNDS	4,623,363.50	.00	.00	.00	4,623,363.50	.00
TOTAL	CAPITAL PROJECTS FUNDS	4,623,363.50	.00	.00	.00	4,623,363.50	.00
TOTAL	LOCAL CAPITAL PROJECTS	4,623,363.50	.00	.00	871,056.38	3,752,307.12	.19

04/03/20  
ACCOUNTING PERIOD: 7/20  
SELECTION CRITERIA: ALL

MONTGOMERY COUNTY, TEXAS  
DEPT/DIV REVENUE SUMMARY

PAGE 43

FUND - 40018 - C/P ROAD BONDS 2016, \$60M

ACCOUNT	TITLE	BUDGET	PERIOD RECEIPTS	RECEIVABLES	YEAR TO DATE REVENUE	BALANCE	YTD/ BUD
4	CAPITAL PROJECTS FUNDS	.00	.00	.00	47,495.63	-47,495.63	.00
TOTAL	CAPITAL PROJECTS FUNDS	.00	.00	.00	47,495.63	-47,495.63	.00
TOTAL	CAPITAL PROJECTS FUNDS	.00	.00	.00	47,495.63	-47,495.63	.00
TOTAL	C/P ROAD BONDS 2016, \$60M	.00	.00	.00	47,495.63	-47,495.63	.00

04/03/20

ACCOUNTING PERIOD: 7/20

MONTGOMERY COUNTY, TEXAS

DEPT/DIV REVENUE SUMMARY

PAGE 44

SELECTION CRITERIA: ALL

FUND - 40019 - C/P ROAD BONDS 2016A

ACCOUNT	TITLE	BUDGET	PERIOD RECEIPTS	RECEIVABLES	YEAR TO DATE REVENUE	BALANCE	YTD/ BUD
4	CAPITAL PROJECTS FUNDS	.00	.00	.00	183,938.16	-183,938.16	.00
TOTAL	CAPITAL PROJECTS FUNDS	.00	.00	.00	183,938.16	-183,938.16	.00
TOTAL	CAPITAL PROJECTS FUNDS	.00	.00	.00	183,938.16	-183,938.16	.00
TOTAL	C/P ROAD BONDS 2016A	.00	.00	.00	183,938.16	-183,938.16	.00

04/03/20  
ACCOUNTING PERIOD: 7/20  
SELECTION CRITERIA: ALL

MONTGOMERY COUNTY, TEXAS  
DEPT/DIV REVENUE SUMMARY

PAGE 45

FUND - 40020 - C/P ROAD BONDS 2018

ACCOUNT	TITLE	BUDGET	PERIOD RECEIPTS	RECEIVABLES	YEAR TO DATE REVENUE	BALANCE	YTD/ BUD
4	CAPITAL PROJECTS FUNDS	.00	.00	.00	247,378.62	-247,378.62	.00
TOTAL	CAPITAL PROJECTS FUNDS	.00	.00	.00	247,378.62	-247,378.62	.00
TOTAL	CAPITAL PROJECTS FUNDS	.00	.00	.00	247,378.62	-247,378.62	.00
TOTAL	C/P ROAD BONDS 2018	.00	.00	.00	247,378.62	-247,378.62	.00

04/03/20  
ACCOUNTING PERIOD: 7/20  
SELECTION CRITERIA: ALL

MONTGOMERY COUNTY, TEXAS  
DEPT/DIV REVENUE SUMMARY

PAGE 46

FUND - 40021 - C/P ROAD BONDS 2018B

ACCOUNT	TITLE	BUDGET	PERIOD RECEIPTS	RECEIVABLES	YEAR TO DATE REVENUE	BALANCE	YTD/ BUD
4	CAPITAL PROJECTS FUNDS	.00	.00	.00	683,210.51	-683,210.51	.00
TOTAL	CAPITAL PROJECTS FUNDS	.00	.00	.00	683,210.51	-683,210.51	.00
TOTAL	CAPITAL PROJECTS FUNDS	.00	.00	.00	683,210.51	-683,210.51	.00
TOTAL	C/P ROAD BONDS 2018B	.00	.00	.00	683,210.51	-683,210.51	.00

04/03/20

ACCOUNTING PERIOD: 7/20

MONTGOMERY COUNTY, TEXAS

DEPT/DIV REVENUE SUMMARY

PAGE 47

SELECTION CRITERIA: ALL

FUND - 500 - TOLL ROAD AUTHORITY

ACCOUNT	TITLE	BUDGET	PERIOD RECEIPTS	RECEIVABLES	YEAR TO DATE REVENUE	BALANCE	YTD/ BUD
50002	249 TOLL PROJECT	.00	.00	.00	132,415.02	-132,415.02	.00
TOTAL	249 TOLL PROJECT	.00	.00	.00	132,415.02	-132,415.02	.00
500021	SH 249 OPERATIONS	5,272,250.00	.00	.00	376,096.88	4,896,153.12	.07
TOTAL	SH 249 OPERATIONS	5,272,250.00	.00	.00	376,096.88	4,896,153.12	.07
50003	242 TOLL PROJECT	17,424.34	.00	.00	29,101.43	-11,677.09	1.67
TOTAL	242 TOLL PROJECT	17,424.34	.00	.00	29,101.43	-11,677.09	1.67
TOTAL	PUBLIC TRANSPORTATION	5,289,674.34	.00	.00	537,613.33	4,752,061.01	.10
TOTAL	TOLL ROAD AUTHORITY	5,289,674.34	.00	.00	537,613.33	4,752,061.01	.10

04/03/20

ACCOUNTING PERIOD: 7/20

MONTGOMERY COUNTY, TEXAS

DEPT/DIV REVENUE SUMMARY

PAGE 48

SELECTION CRITERIA: ALL

FUND - 501 - MCTRA DEBT SERVICE FUND

ACCOUNT	TITLE	BUDGET	PERIOD RECEIPTS	RECEIVABLES	YEAR TO DATE REVENUE	BALANCE	YTD/ BUD
50101	SR LIEN REV BONDS 2018	.00	.00	.00	-242,840.64	242,840.64	.00
TOTAL	SR LIEN REV BONDS 2018	.00	.00	.00	-242,840.64	242,840.64	.00
TOTAL	DEBT SERVICE FUNDS	.00	.00	.00	-242,840.64	242,840.64	.00
5	ENTERPRISE FUND	2,462,470.00	.00	.00	.00	2,462,470.00	.00
TOTAL	ENTERPRISE FUND	2,462,470.00	.00	.00	.00	2,462,470.00	.00
TOTAL	ENTERPRISE FUND	2,462,470.00	.00	.00	.00	2,462,470.00	.00
TOTAL	MCTRA DEBT SERVICE FUND	2,462,470.00	.00	.00	-242,840.64	2,705,310.64	-.10

04/03/20  
 ACCOUNTING PERIOD: 7/20  
 SELECTION CRITERIA: ALL

MONTGOMERY COUNTY, TEXAS  
 DEPT/DIV REVENUE SUMMARY

PAGE 49

FUND - 670 - SELF INSURANCE MEDICAL FD

ACCOUNT	TITLE	BUDGET	PERIOD RECEIPTS	RECEIVABLES	YEAR TO DATE REVENUE	BALANCE	YTD/ BUD
4023	EMPLOYEE HEALTH	.00	.00	.00	12,582,998.26	-12,582,998.26	.00
4024	RETIREE HEALTH	.00	.00	.00	4,172,500.63	-4,172,500.63	.00
4025	OPTIONAL BENEFITS	.00	.00	.00	916,739.54	-916,739.54	.00
4029	EMPLOYEE LIFE	.00	.00	.00	62,742.40	-62,742.40	.00
TOTAL	RISK MANAGEMENT	.00	.00	.00	17,734,980.83	-17,734,980.83	.00
TOTAL	GENERAL ADMINISTRATION	.00	.00	.00	17,734,980.83	-17,734,980.83	.00
TOTAL	SELF INSURANCE MEDICAL FD	.00	.00	.00	17,734,980.83	-17,734,980.83	.00

04/03/20  
ACCOUNTING PERIOD: 7/20  
SELECTION CRITERIA: ALL

MONTGOMERY COUNTY, TEXAS  
DEPT/DIV REVENUE SUMMARY

PAGE 50

FUND - 671 - SELF INSURANCE W/C FUND

ACCOUNT	TITLE	BUDGET	PERIOD RECEIPTS	RECEIVABLES	YEAR TO DATE REVENUE	BALANCE	YTD/ BUD
40210	RISK MGT-WORKERS COMP	.00	.00	.00	1,454,373.12	-1,454,373.12	.00
TOTAL	RISK MANAGEMENT	.00	.00	.00	1,454,373.12	-1,454,373.12	.00
TOTAL	GENERAL ADMINISTRATION	.00	.00	.00	1,454,373.12	-1,454,373.12	.00
TOTAL	SELF INSURANCE W/C FUND	.00	.00	.00	1,454,373.12	-1,454,373.12	.00

04/03/20  
ACCOUNTING PERIOD: 7/20  
SELECTION CRITERIA: ALL

MONTGOMERY COUNTY, TEXAS  
DEPT/DIV REVENUE SUMMARY

PAGE 51

FUND - 672 - SELF INS ACIDENT AND LIAB

ACCOUNT	TITLE	BUDGET	PERIOD RECEIPTS	RECEIVABLES	YEAR TO DATE REVENUE	BALANCE	YTD/ BUD
40220	RISK MGT-PROP/CASLTY/LIAB	.00	.00	.00	2,065,142.77	-2,065,142.77	.00
TOTAL	RISK MANAGEMENT	.00	.00	.00	2,065,142.77	-2,065,142.77	.00
TOTAL	GENERAL ADMINISTRATION	.00	.00	.00	2,065,142.77	-2,065,142.77	.00
TOTAL	SELF INS ACIDENT AND LIAB	.00	.00	.00	2,065,142.77	-2,065,142.77	.00

04/03/20  
ACCOUNTING PERIOD: 7/20

MONTGOMERY COUNTY, TEXAS  
DEPT/DIV REVENUE SUMMARY

PAGE 52

SELECTION CRITERIA: ALL

FUND - 673 - WELLNESS CLINIC

ACCOUNT	TITLE	BUDGET	PERIOD RECEIPTS	RECEIVABLES	YEAR TO DATE REVENUE	BALANCE	YTD/ BUD
4026	WELLNESS CLINIC	.00	.00	.00	588,055.56	-588,055.56	.00
TOTAL	RISK MANAGEMENT	.00	.00	.00	588,055.56	-588,055.56	.00
TOTAL	GENERAL ADMINISTRATION	.00	.00	.00	588,055.56	-588,055.56	.00
TOTAL	WELLNESS CLINIC	.00	.00	.00	588,055.56	-588,055.56	.00
TOTAL REPORT		360,336,538.18	.00	.00	299,325,967.30	61,010,570.88	.83

04/03/20  
ACCOUNTING PERIOD: 7/20

MONTGOMERY COUNTY, TEXAS  
DEPT/DIV EXPENDITURE SUMMARY

PAGE 1

SELECTION CRITERIA: ALL

FUND - 110 - GENERAL FUND

ACCOUNT	TITLE	BUDGET	PERIOD EXPENDITURES	ENCUMBRANCES OUTSTANDING	YEAR TO DATE ENC + EXP	AVAILABLE BALANCE	YTD/ BUD
1	GENERAL FUND	3,588,151.53	.00	.00	100,000.00	3,488,151.53	.03
TOTAL	GENERAL FUND	3,588,151.53	.00	.00	100,000.00	3,488,151.53	.03
TOTAL	GENERAL FUND	3,588,151.53	.00	.00	100,000.00	3,488,151.53	.03
400	COUNTY JUDGE	541,205.54	.00	1,904.33	265,051.06	276,154.48	.49
TOTAL	COUNTY JUDGE	541,205.54	.00	1,904.33	265,051.06	276,154.48	.49
401	HUMAN RESOURCES	629,802.00	.00	1,110.36	302,875.67	326,926.33	.48
TOTAL	HUMAN RESOURCES	629,802.00	.00	1,110.36	302,875.67	326,926.33	.48
4011	CIVIL SERVICE	4,500.00	.00	.00	966.62	3,533.38	.21
TOTAL	CIVIL SERVICE	4,500.00	.00	.00	966.62	3,533.38	.21
402	RISK MANAGEMENT	980,021.82	.00	1,015.59	413,828.23	566,193.59	.42
TOTAL	RISK MANAGEMENT	980,021.82	.00	1,015.59	413,828.23	566,193.59	.42
403	COUNTY CLERK	2,499,233.00	.00	1,527.79	1,167,567.87	1,331,665.13	.47
TOTAL	COUNTY CLERK	2,499,233.00	.00	1,527.79	1,167,567.87	1,331,665.13	.47
404	COURT COLLECTIONS	490,766.00	.00	419.39	191,048.50	299,717.50	.39
TOTAL	COURT COLLECTIONS	490,766.00	.00	419.39	191,048.50	299,717.50	.39
405	VETERANS SERVICE	326,248.00	.00	.00	151,098.93	175,149.07	.46
TOTAL	VETERANS SERVICE	326,248.00	.00	.00	151,098.93	175,149.07	.46
407	PURCHASING AGENT	1,179,271.76	.00	549.33	555,036.05	624,235.71	.47
TOTAL	PURCHASING AGENT	1,179,271.76	.00	549.33	555,036.05	624,235.71	.47
409	NON-DEPARTMENTAL	9,122,875.14	.00	8,252.71	4,928,327.32	4,194,547.82	.54
40911	EMPLOYEE BENEFITS	3,946,110.00	.00	.00	3,946,110.00	.00	1.00
TOTAL	NON-DEPARTMENTAL	13,068,985.14	.00	8,252.71	8,874,437.32	4,194,547.82	.68
503	INFORMATION TECHNOLOGY	5,566,326.75	.00	380,551.52	3,166,426.94	2,399,899.81	.57
50313	RENEWAL AND REPLACEMENT	1,337,030.81	.00	24,754.99	589,317.62	747,713.19	.44
50314	GIS	148,970.00	.00	.00	4,840.34	144,129.66	.03
50316	NET/OPS DATACENTER	984,609.20	.00	32,792.95	400,880.21	583,728.99	.41
50317	IT ADMIN	156,752.97	.00	7,433.34	31,422.97	125,330.00	.20
50318	IT SECURITY	308,600.00	.00	15,560.00	169,105.00	139,495.00	.55
TOTAL	INFORMATION TECHNOLOGY	8,502,289.73	.00	461,092.80	4,361,993.08	4,140,296.65	.51
601	PERMITS	518,928.00	.00	824.40	231,661.39	287,266.61	.45
TOTAL	PERMITS	518,928.00	.00	824.40	231,661.39	287,266.61	.45
TOTAL	GENERAL ADMINISTRATION	28,741,250.99	.00	476,696.70	16,515,564.72	12,225,686.27	.57
4095	ECONOMIC DEVELOPMENT	2,390,174.00	.00	.00	1,848,462.77	541,711.23	.77
TOTAL	NON-DEPARTMENTAL	2,390,174.00	.00	.00	1,848,462.77	541,711.23	.77
495	COUNTY AUDITOR	2,147,019.28	.00	15.46	981,415.84	1,165,603.44	.46

04/03/20  
ACCOUNTING PERIOD: 7/20

MONTGOMERY COUNTY, TEXAS  
DEPT/DIV EXPENDITURE SUMMARY

PAGE 2

SELECTION CRITERIA: ALL

FUND - 110 - GENERAL FUND

ACCOUNT	TITLE	BUDGET	PERIOD EXPENDITURES	ENCUMBRANCES OUTSTANDING	YEAR TO DATE ENC + EXP	AVAILABLE BALANCE	YTD/ BUD
TOTAL	COUNTY AUDITOR	2,147,019.28	.00	15.46	981,415.84	1,165,603.44	.46
496	BUDGET OFFICE	335,946.98	.00	27.99	152,704.54	183,242.44	.45
TOTAL	BUDGET OFFICE	335,946.98	.00	27.99	152,704.54	183,242.44	.45
497	COUNTY TREASURER	735,728.00	.00	300.59	348,481.98	387,246.02	.47
TOTAL	COUNTY TREASURER	735,728.00	.00	300.59	348,481.98	387,246.02	.47
499	TAX ASSESSOR/COLLECTOR	4,836,920.76	.00	21,260.46	2,134,927.72	2,701,993.04	.44
4991	TAX A/C-VEH INV TAX	16,276.00	.00	.00	1,801.50	14,474.50	.11
4992	TAX A/C-RENDITION PENALTY	919.64	.00	.00	.00	919.64	.00
TOTAL	TAX ASSESSOR/COLLECTOR	4,854,116.40	.00	21,260.46	2,136,729.22	2,717,387.18	.44
50311	FINANCIAL TECHNOLOGY	587,944.75	.00	464,020.75	577,770.75	10,174.00	.98
TOTAL	INFORMATION TECHNOLOGY	587,944.75	.00	464,020.75	577,770.75	10,174.00	.98
TOTAL	FINANCIAL ADMINISTRATION	11,050,929.41	.00	485,625.25	6,045,565.10	5,005,364.31	.55
665	EXTENSION AGENTS	770,409.00	.00	116.96	340,158.93	430,250.07	.44
TOTAL	EXTENSION AGENTS	770,409.00	.00	116.96	340,158.93	430,250.07	.44
TOTAL	CONSERVATION	770,409.00	.00	116.96	340,158.93	430,250.07	.44
50315	IT LIBRARY	111,737.55	.00	27,416.52	75,442.07	36,295.48	.68
TOTAL	INFORMATION TECHNOLOGY	111,737.55	.00	27,416.52	75,442.07	36,295.48	.68
6511	MEMORIAL LIBRARY	10,228,584.85	.00	116,860.88	4,604,685.73	5,623,899.12	.45
651121	PURVIS TRANS-TOCKER GRANT	58,221.00	.00	31,650.32	57,062.47	1,158.53	.98
TOTAL	PURVIS BR LIBR- MAGNOLIA	58,221.00	.00	31,650.32	57,062.47	1,158.53	.98
TOTAL	MEMORIAL LIBRARY	10,286,805.85	.00	148,511.20	4,661,748.20	5,625,057.65	.45
661	HISTORICAL COMMISSION	215,000.00	.00	1,254.40	186,254.40	28,745.60	.87
TOTAL	HISTORICAL COMMISSION	215,000.00	.00	1,254.40	186,254.40	28,745.60	.87
6611	HIST COMM DONATIONS	14,844.35	.00	.00	.00	14,844.35	.00
TOTAL	HIST COMM DONATIONS	14,844.35	.00	.00	.00	14,844.35	.00
TOTAL	CULTURE AND RECREATION	10,628,387.75	.00	177,182.12	4,923,444.67	5,704,943.08	.46
4901	ELECTIONS ADMINISTRATOR	1,506,619.09	.00	11,708.58	1,032,995.26	473,623.83	.69
4902	VOTER REGISTRATION	.00	.00	.00	68,392.86	-68,392.86	.00
TOTAL	ELECTIONS	1,506,619.09	.00	11,708.58	1,101,388.12	405,230.97	.73
TOTAL	ELECTIONS	1,506,619.09	.00	11,708.58	1,101,388.12	405,230.97	.73
509	BLDG CUSTODIAL SERVICES	3,438,714.49	.00	60,613.68	1,514,739.22	1,923,975.27	.44
TOTAL	BLDG CUSTODIAL SERVICES	3,438,714.49	.00	60,613.68	1,514,739.22	1,923,975.27	.44
510	BLDG MAINT/CONSTRUCTION	6,195,236.72	.00	178,453.80	2,945,061.22	3,250,175.50	.48

04/03/20

ACCOUNTING PERIOD: 7/20

MONTGOMERY COUNTY, TEXAS  
DEPT/DIV EXPENDITURE SUMMARY

PAGE 3

SELECTION CRITERIA: ALL

FUND - 110 - GENERAL FUND

ACCOUNT	TITLE	BUDGET	PERIOD EXPENDITURES	ENCUMBRANCES OUTSTANDING	YEAR TO DATE ENC + EXP	AVAILABLE BALANCE	YTD/ BUD
TOTAL	BLDG MAINT/CONSTRUCTION	6,195,236.72	.00	178,453.80	2,945,061.22	3,250,175.50	.48
5121	JAIL	27,588,556.90	.00	503,764.19	12,949,399.11	14,639,157.79	.47
TOTAL	JAIL	27,588,556.90	.00	503,764.19	12,949,399.11	14,639,157.79	.47
513	CONVENTION CENTER COMPLEX	1,246,571.57	.00	10,194.29	532,912.70	713,658.87	.43
TOTAL	CONVENTION CENTER COMPLEX	1,246,571.57	.00	10,194.29	532,912.70	713,658.87	.43
5131	FAIRGROUNDS	44,429.00	.00	.00	.00	44,429.00	.00
TOTAL	FAIRGROUNDS	44,429.00	.00	.00	.00	44,429.00	.00
TOTAL	FACILITIES	38,513,508.68	.00	753,025.96	17,942,112.25	20,571,396.43	.47
630	MEDICAL HEALTH	90,000.00	.00	.00	45,000.00	45,000.00	.50
6303	FORENSIC SERVICES	2,221,491.49	.00	41,509.68	1,009,936.98	1,211,554.51	.45
630313	FORENSICS DEPT ACER GRANT	23,647.20	.00	.00	6,600.00	17,047.20	.28
TOTAL	MEDICAL HEALTH	2,335,138.69	.00	41,509.68	1,061,536.98	1,273,601.71	.45
631	MENTAL HEALTH	221,525.00	.00	.00	108,203.50	113,321.50	.49
TOTAL	MENTAL HEALTH	221,525.00	.00	.00	108,203.50	113,321.50	.49
632	ENVIRONMENTAL HEALTH	2,178,690.93	.00	21,043.86	992,132.11	1,186,558.82	.46
TOTAL	ENVIRONMENTAL HEALTH	2,178,690.93	.00	21,043.86	992,132.11	1,186,558.82	.46
633	ANIMAL SERVICES	5,193,831.46	.00	328,104.47	2,530,762.03	2,663,069.43	.49
TOTAL	ANIMAL SERVICES	5,193,831.46	.00	328,104.47	2,530,762.03	2,663,069.43	.49
6331	ANIMAL SHELTER	.00	.00	1,041.00	2.00	-2.00	.00
63311	ANIMAL SHELTER DONATIONS	216,389.87	.00	.00	67,830.33	148,559.54	.31
63315	ANIMAL SHELTER-PETCO 2018	3,338.68	.00	.00	1,056.66	2,282.02	.32
63317	PET RETENTION GRANT	-18,879.64	.00	.00	.00	-18,879.64	.00
63318	ANIMAL SHELTER WELLNESS	58,257.50	.00	2,028.22	26,610.87	31,646.63	.46
TOTAL	ANIMAL SHELTER	259,106.41	.00	3,069.22	95,499.86	163,606.55	.37
640	CHILD WELFARE	101,039.54	.00	817.62	23,457.20	77,582.34	.23
64012	CONCRETE SERVICES 19-24	6,500.00	.00	.00	.00	6,500.00	.00
TOTAL	CHILD WELFARE	107,539.54	.00	817.62	23,457.20	84,082.34	.22
641	WELFARE CONTRACT SERVICES	1,049,373.00	.00	.00	416,460.25	632,912.75	.40
TOTAL	WELFARE CONTRACT SERVICES	1,049,373.00	.00	.00	416,460.25	632,912.75	.40
64201	MCCD-COUNTY APPROPRIATION	1,000.00	.00	25.44	114.56	885.44	.11
TOTAL	CDBG/\$1.7MIL-YEAR 1	1,000.00	.00	25.44	114.56	885.44	.11
TOTAL	HEALTH AND WELFARE	11,346,205.03	.00	394,570.29	5,228,166.49	6,118,038.54	.46
426	COUNTY COURT AT LAW #1	533,338.07	.00	15.46	249,141.28	284,196.79	.47
TOTAL	COUNTY COURT AT LAW #1	533,338.07	.00	15.46	249,141.28	284,196.79	.47
427	COUNTY COURT AT LAW #2	928,893.00	.00	167.82	436,280.92	492,612.08	.47

RUN DATE 04/03/20 TIME 15:17:24

- LIVE DATA BASE/COUNTY AUD

04/03/20  
ACCOUNTING PERIOD: 7/20

MONTGOMERY COUNTY, TEXAS  
DEPT/DIV EXPENDITURE SUMMARY

PAGE 4

SELECTION CRITERIA: ALL

FUND - 110 - GENERAL FUND

ACCOUNT	TITLE	BUDGET	PERIOD EXPENDITURES	ENCUMBRANCES OUTSTANDING	YEAR TO DATE ENC + EXP	AVAILABLE BALANCE	YTD/ BUD
TOTAL	COUNTY COURT AT LAW #2	928,893.00	.00	167.82	436,280.92	492,612.08	.47
429	COUNTY COURT AT LAW #3	843,985.80	.00	3,737.27	400,972.35	443,013.45	.48
TOTAL	COUNTY COURT AT LAW #3	843,985.80	.00	3,737.27	400,972.35	443,013.45	.48
430	COUNTY COURT AT LAW #4	541,102.40	.00	49.99	253,427.69	287,674.71	.47
TOTAL	COUNTY COURT AT LAW #4	541,102.40	.00	49.99	253,427.69	287,674.71	.47
431	COUNTY COURT AT LAW #5	521,356.98	.00	710.05	242,362.82	278,994.16	.46
TOTAL	COUNTY COURT AT LAW #5	521,356.98	.00	710.05	242,362.82	278,994.16	.46
4351	DISTRICT ATTORNEY	11,965,236.71	.00	31,598.98	5,702,465.01	6,262,771.70	.48
435111	DA NO REFUSAL GRANT	197,745.38	.00	1,901.25	92,928.75	104,816.63	.47
435113	ICE-HOMELAND SEC INVESTIG	1,798.80	.00	.00	.00	1,798.80	.00
435152	DA VICTIM COORD 20/21	164,766.20	.00	.00	37,058.45	127,707.75	.22
435172	DA DVI FY20	102,419.67	.00	.00	51,846.33	50,573.34	.51
435180	SMART PROSECUTION INITV	200,581.38	.00	2,398.00	82,808.71	117,772.67	.41
435190	DA SOCIAL WORKER FY20	89,229.36	.00	.00	11,625.96	77,603.40	.13
4354	D. A. STATE FUNDS	33,501.12	.00	.00	8,375.61	25,125.51	.25
TOTAL	DISTRICT ATTORNEY	12,755,278.62	.00	35,898.23	5,987,108.82	6,768,169.80	.47
43922	VETERANS TMNT CT 19-20	164,952.23	.00	3,813.00	73,331.48	91,620.75	.44
TOTAL	359TH DISTRICT COURT	164,952.23	.00	3,813.00	73,331.48	91,620.75	.44
450	DISTRICT CLERK	3,735,470.24	.00	1,415.51	1,730,855.73	2,004,614.51	.46
TOTAL	DISTRICT CLERK	3,735,470.24	.00	1,415.51	1,730,855.73	2,004,614.51	.46
455	JUSTICE OF PEACE PCT 1	1,010,630.48	.00	15,387.59	479,220.66	531,409.82	.47
TOTAL	JUSTICE OF PEACE PCT 1	1,010,630.48	.00	15,387.59	479,220.66	531,409.82	.47
456	JUSTICE OF PEACE PCT 2	711,184.00	.00	9,550.46	310,385.56	400,798.44	.44
TOTAL	JUSTICE OF PEACE PCT 2	711,184.00	.00	9,550.46	310,385.56	400,798.44	.44
457	JUSTICE OF PEACE PCT 3	1,281,024.85	.00	93.48	589,802.32	691,222.53	.46
4571	JP NO 3-TCID CONTRACT	58,585.00	.00	.00	27,837.35	30,747.65	.48
TOTAL	JUSTICE OF PEACE PCT 3	1,339,609.85	.00	93.48	617,639.67	721,970.18	.46
458	JUSTICE OF PEACE PCT 4	1,098,888.00	.00	15,568.19	499,216.64	599,671.36	.45
TOTAL	JUSTICE OF PEACE PCT 4	1,098,888.00	.00	15,568.19	499,216.64	599,671.36	.45
459	JUSTICE OF PEACE PCT 5	635,094.92	.00	1,257.06	286,215.61	348,879.31	.45
TOTAL	JUSTICE OF PEACE PCT 5	635,094.92	.00	1,257.06	286,215.61	348,879.31	.45
50312	JUDICIAL TECHNOLOGY	1,016,515.30	.00	26,554.00	691,520.83	324,994.47	.68
TOTAL	INFORMATION TECHNOLOGY	1,016,515.30	.00	26,554.00	691,520.83	324,994.47	.68
TOTAL	JUDICIAL	25,836,299.89	.00	114,218.11	12,257,680.06	13,578,619.83	.47
4751	COUNTY ATTORNEY	3,585,107.95	.00	1,719.93	1,333,582.47	2,251,525.48	.37

04/03/20  
ACCOUNTING PERIOD: 7/20

MONTGOMERY COUNTY, TEXAS  
DEPT/DIV EXPENDITURE SUMMARY

PAGE 5

SELECTION CRITERIA: ALL

FUND - 110 - GENERAL FUND

ACCOUNT	TITLE	BUDGET	PERIOD EXPENDITURES	ENCUMBRANCES OUTSTANDING	YEAR TO DATE ENC + EXP	AVAILABLE BALANCE	YTD/ BUD
47512	TITLE IV-E LEGAL SVCS	.00	.00	1,488.21	325,500.81	-325,500.81	.00
TOTAL	COUNTY ATTORNEY	3,585,107.95	.00	3,208.14	1,659,083.28	1,926,024.67	.46
4754	CO ATTORNEY STATE FUNDS	.00	.00	.00	43,606.87	-43,606.87	.00
TOTAL	COUNTY ATTORNEY	3,585,107.95	.00	3,208.14	1,702,690.15	1,882,417.80	.47
4771	ALTERNATE DISPUTE RESLN	150,000.00	.00	.00	62,690.00	87,310.00	.42
TOTAL	ALTERNATE DISPUTE RESLN	150,000.00	.00	.00	62,690.00	87,310.00	.42
TOTAL	LEGAL SERVICES	3,735,107.95	.00	3,208.14	1,765,380.15	1,969,727.80	.47
406	EMERGENCY MANAGEMENT	1,667,069.21	.00	469,342.09	787,586.10	879,483.11	.47
40670403	UASI 19-M&A	109,865.58	.00	98.00	2,346.65	107,518.93	.02
TOTAL	M & A	109,865.58	.00	98.00	2,346.65	107,518.93	.02
40670503	UASI 19-EOC ENHNC/REG TCH	185,000.00	.00	.00	.00	185,000.00	.00
TOTAL	EOC ENHANCEMENTS	185,000.00	.00	.00	.00	185,000.00	.00
40670603	UASI 19-FR FC SPEC TEAM	649,349.00	.00	.00	22,500.00	626,849.00	.03
TOTAL	1ST RESP FC SPEC TEAM SUS	649,349.00	.00	.00	22,500.00	626,849.00	.03
40670703	UASI 19-1ST RESP LE SP RS	415,328.00	.00	95,927.27	95,927.27	319,400.73	.23
TOTAL	1ST RESP LE SPEC RESPONSE	415,328.00	.00	95,927.27	95,927.27	319,400.73	.23
40670802	UASI 19-PUB SAFETY VIDEO	350,000.00	.00	.00	.00	350,000.00	.00
TOTAL	PUBLIC SAFETY VIDEO INIT	350,000.00	.00	.00	.00	350,000.00	.00
40670902	SHSP LETPA 19-LE SWAT SUS	87,000.00	.00	.00	.00	87,000.00	.00
TOTAL	LE SWAT SUSTAINMENT	87,000.00	.00	.00	.00	87,000.00	.00
40671101	SHSP 19-CBRNE TEAM SUPPRT	90,000.00	.00	.00	.00	90,000.00	.00
TOTAL	CBRNE TEAM SUPPORT	90,000.00	.00	.00	.00	90,000.00	.00
40671201	SHSP LETPA 19-SUAS DET SY	77,500.00	.00	.00	.00	77,500.00	.00
TOTAL	SUAS DETECTION SYSTEM	77,500.00	.00	.00	.00	77,500.00	.00
TOTAL	HSGP GRANTS	1,964,042.58	.00	96,025.27	120,773.92	1,843,268.66	.06
TOTAL	EMERGENCY MANAGEMENT	3,631,111.79	.00	565,367.36	908,360.02	2,722,751.77	.25
50310	LAW ENF TECHNOLOGY	1,309,768.87	.00	393,617.57	881,640.08	428,128.79	.67
TOTAL	INFORMATION TECHNOLOGY	1,309,768.87	.00	393,617.57	881,640.08	428,128.79	.67
5433	FIRE MARSHAL - INVESTIGAT	1,065,241.93	.00	64,301.46	617,130.83	448,111.10	.58
5434	FIRE MARSHAL - INSPECTION	997,747.97	.00	8,943.86	518,061.12	479,686.85	.52
TOTAL	FIRE MARSHAL	2,062,989.90	.00	73,245.32	1,135,191.95	927,797.95	.55
5511	CONSTABLE PCT 1	4,404,199.23	.00	351,919.44	2,224,577.38	2,179,621.85	.51
55112	CONSTABLE 1-SJRA SUB UNIT	275,165.00	.00	.00	99,658.29	175,506.71	.36

04/03/20  
ACCOUNTING PERIOD: 7/20

MONTGOMERY COUNTY, TEXAS  
DEPT/DIV EXPENDITURE SUMMARY

PAGE 6

SELECTION CRITERIA: ALL

FUND - 110 - GENERAL FUND

ACCOUNT	TITLE	BUDGET	PERIOD EXPENDITURES	ENCUMBRANCES OUTSTANDING	YEAR TO DATE ENC + EXP	AVAILABLE BALANCE	YTD/ BUD
55113	CONSTABLE 1-WISD SUB UNIT	595,938.00	.00	.00	285,525.15	310,412.85	.48
551131	CONST 1-WISD TRUANCY SUBU	107,517.00	.00	.00	51,158.67	56,358.33	.48
55115	CONST PCT 1 SALE/COMM	40,527.47	.00	3,504.80	4,355.05	36,172.42	.11
TOTAL	CONSTABLE PCT 1	5,423,346.70	.00	355,424.24	2,665,274.54	2,758,072.16	.49
55116	CONST1-ICE-HMLND SEC INVS	599.60	.00	.00	209.94	389.66	.35
551161	CONST1-DEA-TACT DIVERS TF	22,363.88	.00	.00	8,131.42	14,232.46	.36
551170	NRA TRAINING GRANT - FY19	3,220.50	.00	.00	3,220.50	.00	1.00
551171	NRA TRAINING GRANT - FY20	3,226.20	.00	.00	.00	3,226.20	.00
55118	STEP COMPREHENSIVE	15,114.02	.00	.00	4,818.65	10,295.37	.32
55119	CONST 1 - OPS DEPUTY	85,041.78	.00	6,460.67	13,550.18	71,491.60	.16
TOTAL	CONSTABLE PCT 1	129,565.98	.00	6,460.67	29,930.69	99,635.29	.23
5521	CONSTABLE PCT 2	2,196,619.54	.00	36,921.19	1,104,146.06	1,092,473.48	.50
55215	CONST PCT 2 SALE/COMM	29,168.99	.00	8,174.60	9,857.10	19,311.89	.34
TOTAL	CONSTABLE PCT 2	2,225,788.53	.00	45,095.79	1,114,003.16	1,111,785.37	.50
5531	CONSTABLE PCT 3	4,725,624.64	.00	152,921.72	2,429,786.96	2,295,837.68	.51
55312	CONSTABLE 3-RMUD SUB UNIT	711,478.00	.00	2,177.90	337,463.62	374,014.38	.47
55313	CON 3-TWNSH-INTERNT CRIME	92,591.00	.00	.00	47,650.02	44,940.98	.51
553132	CONST 3 - ELEC DET K9	707.14	.00	.00	.00	707.14	.00
55314	CONSTABLE 3/MUD 94 UNIT	268,000.00	.00	721.07	135,543.51	132,456.49	.51
55315	CONST PCT 3 SALE/COMM	24,649.53	.00	.00	519.87	24,129.66	.02
55316	CONSTABLE 3-SAFE HARBOR	190,152.00	.00	281.89	93,164.35	96,987.65	.49
55318	CONSTABLE 3-SPRING CRK UD	516,187.00	.00	2,589.27	246,696.80	269,490.20	.48
TOTAL	CONSTABLE PCT 3	6,529,389.31	.00	158,691.85	3,290,825.13	3,238,564.18	.50
553137	NRA TRAINING GRANT-FY20	3,900.00	.00	.00	.00	3,900.00	.00
TOTAL	CONSTABLE PCT 3	3,900.00	.00	.00	.00	3,900.00	.00
5541	CONSTABLE PCT 4	4,488,998.37	.00	187,708.71	2,218,866.88	2,270,131.49	.49
55411	CONST 4-RIVERWALK POA	76,702.00	.00	.00	34,695.58	42,006.42	.45
55415	CONST PCT 4 SALE/COMM	22,440.22	.00	2,700.00	10,392.09	12,048.13	.46
55416	CONST PCT 4 MOCONET	5,396.40	.00	.00	760.13	4,636.27	.14
TOTAL	CONSTABLE PCT 4	4,593,536.99	.00	190,408.71	2,264,714.68	2,328,822.31	.49
554111	CONSTABLE 4-EMCMUD	185,383.38	.00	30,279.02	54,571.22	130,812.16	.29
554126	EMCID-EMR RSP EQP	1,570.00	.00	.00	1,570.00	.00	1.00
554171	STEP COMPREHENSIVE	15,149.08	.00	.00	1,148.08	14,001.00	.08
TOTAL	CONSTABLE PCT 4	202,102.46	.00	30,279.02	57,289.30	144,813.16	.28
5551	CONSTABLE PCT 5	3,061,642.04	.00	107,389.52	1,419,124.37	1,642,517.67	.46
55512	CONST 5-MAG ISD SUB UNIT	1,520,569.00	.00	.00	679,151.58	841,417.42	.45
55513	CONST 5-OPERATIONS DEPUTY	230,017.51	.00	2,990.00	179,533.68	50,483.83	.78
55515	CONST PCT 5 SALE/COMM	34,286.62	.00	.00	1,934.57	32,352.05	.06
TOTAL	CONSTABLE PCT 5	4,846,515.17	.00	110,379.52	2,279,744.20	2,566,770.97	.47
55517	CONST 5 - AED GRANT	28,513.92	.00	.00	28,513.92	.00	1.00
55518	STEP COMPREHENSIVE	14,991.48	.00	.00	6,155.18	8,836.30	.41

04/03/20  
ACCOUNTING PERIOD: 7/20

MONTGOMERY COUNTY, TEXAS  
DEPT/DIV EXPENDITURE SUMMARY

PAGE 7

SELECTION CRITERIA: ALL

FUND - 110 - GENERAL FUND

ACCOUNT	TITLE	BUDGET	PERIOD EXPENDITURES	ENCUMBRANCES OUTSTANDING	YEAR TO DATE ENC + EXP	AVAILABLE BALANCE	YTD/ BUD
TOTAL	CONSTABLE PCT 5	43,505.40	.00	.00	34,669.10	8,836.30	.80
5601	SHERIFF	2,902,929.15	.00	13,117.19	1,209,328.24	1,693,600.91	.42
56010	SHERIFF-ADMIN SERVICES	2,578,940.01	.00	3,438.53	748,853.63	1,830,086.38	.29
560102	SHERIFF-FIN/IT SUPPORT	963,098.17	.00	16,350.28	574,813.30	388,284.87	.60
560103	SHERIFF-INTERNAL AFFAIRS	624,610.00	.00	292.63	290,312.82	334,297.18	.46
56011	SHERIFF-RECORDS/REPORTING	1,137,744.88	.00	3,946.01	493,524.95	644,219.93	.43
560120	SHER-REAL TIME CRIME CTR	754,921.00	.00	11.98	406,632.61	348,288.39	.54
5601212	SHERIFF-PATROL EAST	10,769,653.20	.00	2,939.70	5,576,051.26	5,193,601.94	.52
5601213	SHERIFF-PATROL WEST	6,038,641.64	.00	852.51	2,926,777.22	3,111,864.42	.48
5601214	SHERIFF-PATROL SOUTH	1,839,729.10	.00	6,767.89	798,607.02	1,041,122.08	.43
5601224	STEP COMPREHENSIVE	131,552.93	.00	.00	21,356.81	110,196.12	.16
56014070	AUTOTHEFT YR 26	367,119.75	.00	.00	159,967.05	207,152.70	.44
56014071	AUTOTHEFT YR 26-GRIMES	67,771.12	.00	.00	20,103.66	47,667.46	.30
56014072	AUTOTHEFT YR 26-WALKER	78,211.41	.00	.00	30,892.03	47,319.38	.39
56014073	AUTOTHEFT YR26-TXDOT MTCH	36,437.51	.00	.00	16,562.51	19,875.00	.45
56014074	AUTOTHEFT YR26-NICB MATCH	37,154.34	.00	.00	16,888.34	20,266.00	.45
56014075	AUTOTHEFT YR26-MOCO INKND	42,232.79	.00	.00	42,232.79	.00	1.00
TOTAL	SHERIFF/AUTO THEFT/YR 26	628,926.92	.00	.00	286,646.38	342,280.54	.46
56015	SHERIFF-ORGANIZED CRIME	1,849,376.57	.00	1,024.19	871,114.03	978,262.54	.47
560150	SHERIFF/HOMELAND SECURITY	6,134,258.66	.00	114,268.02	3,120,762.89	3,013,495.77	.51
5601504	NRA TRAINING GRANT-FY20	2,270.00	.00	2,270.00	2,270.00	.00	1.00
5601513	US MARSHALS-JLEO	100,732.80	.00	.00	63,841.49	36,891.31	.63
5601521	SO-ICE-HOMELND SEC INVEST	17,988.00	.00	.00	950.46	17,037.54	.05
5601532	SO-OCDETF-WIRED FOR SOUND	8,394.40	.00	.00	.00	8,394.40	.00
5601533	SO-FBI-HVC TASK FORCE	22,363.88	.00	.00	3,989.46	18,374.42	.18
5601591	SO/HPD-HTRA TASK FRC YR1	1,164.86	.00	.00	1,023.09	141.77	.88
5601592	SO/HSI HUMAN TRAFFICKING	3,597.60	.00	.00	.00	3,597.60	.00
56016	SHERIFF-DISPATCH	3,450,160.00	.00	557.60	1,462,695.72	1,987,464.28	.42
560161	SHERIFF/9-1-1 SERVICES	1,354,666.00	.00	.00	636,661.85	718,004.15	.47
5601615	SHERIFF - SAVNS FY20	27,656.13	.00	.00	12,570.93	15,085.20	.45
560163	SHERIFF/MTG CTY RADIO SYS	1,181,077.26	.00	26,593.25	458,500.05	722,577.21	.39
56017	S/O-HOMICIDE/VIOLENT CRM	2,486,020.42	.00	910.99	1,247,647.92	1,238,372.50	.50
560174	CRIME VICTIM COORD 20-22	235,841.00	.00	148.00	10,685.87	225,155.13	.05
TOTAL	S/O-HOMICIDE/VIOLENT CRM	2,721,861.42	.00	1,058.99	1,258,333.79	1,463,527.63	.46
560171	SHERIFF/VEHICLE MAINT	4,776,536.08	.00	1,565,081.76	3,509,351.32	1,267,184.76	.73
5601711	SHERIFF-FACILITY MAINT	1,486,163.85	.00	63,140.63	780,058.59	706,105.26	.52
56017122	FY19 JAG - LPR SYSTEMS	45,215.60	.00	.00	45,204.25	11.35	1.00
5601730	SHERIFF/MOCONET	9,593.60	.00	.00	4,868.51	4,725.09	.51
56018	SHERIFF/ACADEMY	2,585,345.64	.00	48,790.34	783,409.09	1,801,936.55	.30
56019	SHERIFF/CRIME LAB	2,130,576.31	.00	52,256.26	964,053.10	1,166,523.21	.45
56022	WALDEN SUB-UNIT	151,240.00	.00	.00	67,082.86	84,157.14	.44
56023	TOWN CENTER SUB-UNIT	10,154,050.07	.00	992,258.24	5,232,731.06	4,921,319.01	.52
560231	TOWN CENTER - SAFE HARBOR	94,056.00	.00	.00	44,072.21	49,983.79	.47
56024	SHERIFF/WESTWOOD MAG ID	327,726.00	.00	591.45	130,657.22	197,068.78	.40
56025	SOUTH MONT CNTY MUD	619,787.00	.00	16,404.61	341,911.72	277,875.28	.55
56027	SHERIFF MUD 113	240,969.00	.00	514.06	102,840.23	138,128.77	.43

04/03/20  
ACCOUNTING PERIOD: 7/20

MONTGOMERY COUNTY, TEXAS  
DEPT/DIV EXPENDITURE SUMMARY

PAGE 8

SELECTION CRITERIA: ALL

FUND - 110 - GENERAL FUND

ACCOUNT	TITLE	BUDGET	PERIOD EXPENDITURES	ENCUMBRANCES OUTSTANDING	YEAR TO DATE ENC + EXP	AVAILABLE BALANCE	YTD/ BUD
56080102	MOCONET	9,342.16	.00	.00	9,342.16	.00	1.00
TOTAL	HIDTA YEAR 9	9,342.16	.00	.00	9,342.16	.00	1.00
56080201	MDS	40,656.01	.00	.00	13,438.53	27,217.48	.33
56080202	MOCONET	57,156.01	.00	.00	12,400.32	44,755.69	.22
TOTAL	HIDTA YEAR 10	97,812.02	.00	.00	25,838.85	71,973.17	.26
56080301	MDS	40,656.00	.00	.00	.00	40,656.00	.00
56080302	MOCONET	47,656.00	.00	.00	.00	47,656.00	.00
TOTAL	HIDTA YEAR 11	88,312.00	.00	.00	.00	88,312.00	.00
TOTAL	HIDTA	195,466.18	.00	.00	35,181.01	160,285.17	.18
TOTAL	SHERIFF	68,063,039.91	.00	2,932,526.12	33,267,039.17	34,796,000.74	.49
5711	JUVENILE PROBATION-ADM	1,982,301.99	.00	180.12	945,041.72	1,037,260.27	.48
57111	JUV PROBATION-DETENTION	3,847,113.14	.00	18,661.81	1,773,019.77	2,074,093.37	.46
5711134	JUV PROBATION-NSLP 19-20	35,616.43	.00	7,177.12	23,458.24	12,158.19	.66
5711529	JJAEP SUPPLEMENTAL-GRNT W	26,722.00	.00	.00	.00	26,722.00	.00
TOTAL	JUVENILE PROBATION	5,891,753.56	.00	26,019.05	2,741,519.73	3,150,233.83	.47
5721	ADULT PROBATION	21,127.00	.00	152.29	5,083.80	16,043.20	.24
57211	ADULT PROB/BOND SUPERVISI	596,613.17	.00	.00	252,831.00	343,782.17	.42
57221	ADULT PROBATION SUPERVISN	3,401,120.02	.00	.00	1,431,402.84	1,969,717.18	.42
57251	ADULT PROB/COMMNTY CORR	752,073.11	.00	.00	310,756.16	441,316.95	.41
57271	ADULT PROB/MENTAL IMPAIR	123,736.12	.00	.00	60,204.43	63,531.69	.49
57273	MENTAL HEALTH COURT SERV	360,141.00	.00	597.80	164,017.91	196,123.09	.46
57281	IN-HOUSE COUNSELOR	64,919.60	.00	.00	24,845.98	40,073.62	.38
57291	PRE-TRIAL DIVERSION	132,093.36	.00	.00	30,163.82	101,929.54	.23
TOTAL	ADULT PROBATION	5,451,823.38	.00	750.09	2,279,305.94	3,172,517.44	.42
573	DEPT PUBLIC SAFETY	122,689.00	.00	.00	58,079.70	64,609.30	.47
TOTAL	DEPT PUBLIC SAFETY	122,689.00	.00	.00	58,079.70	64,609.30	.47
TOTAL	PUBLIC SAFETY	110,530,826.95	.00	4,888,265.31	53,007,587.39	57,523,239.56	.48
6291	AIRPORT MAINTENANCE	761,170.00	.00	2,381.80	335,093.58	426,076.42	.44
629141	CUSTOMS OPERATIONS	211,151.00	.00	1,838.48	50,735.64	160,415.36	.24
TOTAL	CUSTOMS	211,151.00	.00	1,838.48	50,735.64	160,415.36	.24
62915	AIRPORT RESC/FIREFIGHTING	11,017.00	.00	1,193.50	1,873.15	9,143.85	.17
TOTAL	AIRPORT	983,338.00	.00	5,413.78	387,702.37	595,635.63	.39
TOTAL	PUBLIC TRANSPORTATION	983,338.00	.00	5,413.78	387,702.37	595,635.63	.39
695	CONTINGENCY	564,069.67	.00	.00	.00	564,069.67	.00
TOTAL	CONTINGENCY	564,069.67	.00	.00	.00	564,069.67	.00
TOTAL	MISCELLANEOUS	564,069.67	.00	.00	.00	564,069.67	.00

04/03/20

ACCOUNTING PERIOD: 7/20

MONTGOMERY COUNTY, TEXAS  
DEPT/DIV EXPENDITURE SUMMARY

PAGE 9

SELECTION CRITERIA: ALL

FUND - 110 - GENERAL FUND

ACCOUNT	TITLE	BUDGET	PERIOD EXPENDITURES	ENCUMBRANCES OUTSTANDING	YEAR TO DATE ENC + EXP	AVAILABLE BALANCE	YTD/ BUD
TOTAL	GENERAL FUND	247,795,103.94	.00	7,310,031.20	119,614,750.25	128,180,353.69	.48

04/03/20

ACCOUNTING PERIOD: 7/20

MONTGOMERY COUNTY, TEXAS  
DEPT/DIV EXPENDITURE SUMMARY

PAGE 10

SELECTION CRITERIA: ALL

FUND - 211 - ATTY ADMINISTRATION

ACCOUNT	TITLE	BUDGET	PERIOD EXPENDITURES	ENCUMBRANCES OUTSTANDING	YEAR TO DATE ENC + EXP	AVAILABLE BALANCE	YTD/ BUD
4352	D A HOT CHECKS	625.00	.00	.00	.00	625.00	.00
TOTAL	DISTRICT ATTORNEY	625.00	.00	.00	.00	625.00	.00
4752	CTY ATTY WORTHLESS CHECKS	31,730.00	.00	.00	15,516.96	16,213.04	.49
TOTAL	COUNTY ATTORNEY	31,730.00	.00	.00	15,516.96	16,213.04	.49
TOTAL	GENERAL ADMINISTRATION	32,355.00	.00	.00	15,516.96	16,838.04	.48
TOTAL	ATTY ADMINISTRATION	32,355.00	.00	.00	15,516.96	16,838.04	.48

04/03/20  
ACCOUNTING PERIOD: 7/20

MONTGOMERY COUNTY, TEXAS  
DEPT/DIV EXPENDITURE SUMMARY

PAGE 11

SELECTION CRITERIA: ALL

FUND - 212 - FORFEITURES

ACCOUNT	TITLE	BUDGET	PERIOD EXPENDITURES	ENCUMBRANCES OUTSTANDING	YEAR TO DATE ENC + EXP	AVAILABLE BALANCE	YTD/ BUD
4353	D A FORFEITURES	426,303.99	.00	75.98	284,894.17	141,409.82	.67
TOTAL	DISTRICT ATTORNEY	426,303.99	.00	75.98	284,894.17	141,409.82	.67
5432	FIRE MARSHAL FORFEITURES	75.00	.00	.00	75.00	.00	1.00
TOTAL	FIRE MARSHAL	75.00	.00	.00	75.00	.00	1.00
5513	CONSTBLE #1-FORFEITURES	3,000.00	.00	.00	230.00	2,770.00	.08
TOTAL	CONSTABLE PCT 1	3,000.00	.00	.00	230.00	2,770.00	.08
5522	CNSTBL 2 STATE FORFEITURE	8,000.00	.00	.00	6,557.50	1,442.50	.82
TOTAL	CONSTABLE PCT 2	8,000.00	.00	.00	6,557.50	1,442.50	.82
5532	CNSTBL # 3 FORFEITURES	14,000.00	.00	.00	719.72	13,280.28	.05
TOTAL	CONSTABLE PCT 3	14,000.00	.00	.00	719.72	13,280.28	.05
5542	CNSTBL # 4 FORFEITURES	24,486.84	.00	.00	23,649.65	837.19	.97
TOTAL	CONSTABLE PCT 4	24,486.84	.00	.00	23,649.65	837.19	.97
5552	CONSTABLE PCT 5-FORFEITUR	25,000.00	.00	.00	8,140.57	16,859.43	.33
TOTAL	CONSTABLE PCT 5	25,000.00	.00	.00	8,140.57	16,859.43	.33
5604	SHERIFF FORFEITURES	361,358.60	.00	12,605.86	174,218.31	187,140.29	.48
5604731	SHER MOCONET FORFEITURES	275,000.00	.00	.00	134,018.70	140,981.30	.49
5606	SHERIFF FED FORF	190,205.39	.00	324.96	145,291.20	44,914.19	.76
TOTAL	SHERIFF	826,563.99	.00	12,930.82	453,528.21	373,035.78	.55
TOTAL	PUBLIC SAFETY	1,327,429.82	.00	13,006.80	777,794.82	549,635.00	.59
TOTAL	FORFEITURES	1,327,429.82	.00	13,006.80	777,794.82	549,635.00	.59

04/03/20

ACCOUNTING PERIOD: 7/20

MONTGOMERY COUNTY, TEXAS  
DEPT/DIV EXPENDITURE SUMMARY

PAGE 12

SELECTION CRITERIA: ALL

FUND - 214 - FEMA DISASTER GRANTS

ACCOUNT	TITLE	BUDGET	PERIOD EXPENDITURES	ENCUMBRANCES OUTSTANDING	YEAR TO DATE ENC + EXP	AVAILABLE BALANCE	YTD/ BUD
40680	FY16 FLOOD MITIG ASSIST	8,740,780.91	.00	399,601.11	572,113.64	8,168,667.27	.07
TOTAL	MITIGATION PROJECTS	8,740,780.91	.00	399,601.11	572,113.64	8,168,667.27	.07
TOTAL	EMERGENCY MANAGEMENT	8,740,780.91	.00	399,601.11	572,113.64	8,168,667.27	.07
64922	CAT-C-ROAD & BRIDGE PW	8,320.15	.00	.00	.00	8,320.15	.00
TOTAL	FEMA-DR-4269-TX	8,320.15	.00	.00	.00	8,320.15	.00
64950	HMGP ADMINISTRATION	10,418.34	.00	.00	.00	10,418.34	.00
TOTAL	HARVEY MITIGATION PROJECT	10,418.34	.00	.00	.00	10,418.34	.00
TOTAL	FLOOD MITIGATION PROGRAMS	18,738.49	.00	.00	.00	18,738.49	.00
TOTAL	HEALTH AND WELFARE	8,759,519.40	.00	399,601.11	572,113.64	8,187,405.76	.07
TOTAL	FEMA DISASTER GRANTS	8,759,519.40	.00	399,601.11	572,113.64	8,187,405.76	.07

04/03/20  
ACCOUNTING PERIOD: 7/20

MONTGOMERY COUNTY, TEXAS  
DEPT/DIV EXPENDITURE SUMMARY

PAGE 13

SELECTION CRITERIA: ALL

FUND - 215 - JURY

ACCOUNT	TITLE	BUDGET	PERIOD EXPENDITURES	ENCUMBRANCES OUTSTANDING	YEAR TO DATE ENC + EXP	AVAILABLE BALANCE	YTD/ BUD
2	SPECIAL REVENUE FUNDS	7,806.00	.00	.00	.00	7,806.00	.00
TOTAL	SPECIAL REVENUE FUNDS	7,806.00	.00	.00	.00	7,806.00	.00
TOTAL	SPECIAL REVENUE FUNDS	7,806.00	.00	.00	.00	7,806.00	.00
434	9TH DISTRICT COURT	356,912.00	.00	.00	166,860.49	190,051.51	.47
TOTAL	9TH DISTRICT COURT	356,912.00	.00	.00	166,860.49	190,051.51	.47
436	410th DISTRICT COURT	499,478.24	.00	.00	233,281.00	266,197.24	.47
TOTAL	410th DISTRICT COURT	499,478.24	.00	.00	233,281.00	266,197.24	.47
437	221ST DISTRICT COURT	356,092.58	.00	960.69	171,163.21	184,929.37	.48
TOTAL	221ST DISTRICT COURT	356,092.58	.00	960.69	171,163.21	184,929.37	.48
438	284TH DISTRICT COURT	640,608.00	.00	23.75	299,264.25	341,343.75	.47
4381	284TH D C-2ND REGION CONT	111,433.00	.00	.00	51,692.29	59,740.71	.46
TOTAL	284TH DISTRICT COURT	752,041.00	.00	23.75	350,956.54	401,084.46	.47
439	359TH DISTRICT COURT	417,111.55	.00	153.27	196,489.57	220,621.98	.47
TOTAL	359TH DISTRICT COURT	417,111.55	.00	153.27	196,489.57	220,621.98	.47
441	418TH DISTRICT COURT	663,986.00	.00	1,061.82	305,501.42	358,484.58	.46
TOTAL	418TH DISTRICT COURT	663,986.00	.00	1,061.82	305,501.42	358,484.58	.46
442	435TH DISTRICT COURT	374,847.97	.00	.00	174,049.51	200,798.46	.46
TOTAL	435TH DISTRICT COURT	374,847.97	.00	.00	174,049.51	200,798.46	.46
465	COURT OPERATIONS	7,877,034.00	.00	154.97	264,905.65	7,612,128.35	.03
465426	CRIM INDIGENT DEF CCL #1	.00	.00	.00	188,957.00	-188,957.00	.00
4654261	CIVIL INDIG DEF CCL #1	.00	.00	.00	7,530.00	-7,530.00	.00
4654271	CIVIL INDIG DEF CCL #2	.00	.00	.00	5,594.10	-5,594.10	.00
465429	CRIM INDIGENT DEF CCL #3	.00	.00	.00	863.70	-863.70	.00
4654291	CIVIL INDIG DEF CCL #3	.00	.00	.00	210,608.01	-210,608.01	.00
465430	CRIM INDIGENT DEF CCL #4	.00	.00	16,666.66	343,524.81	-343,524.81	.00
465431	CRIM INDIGENT DEF CCL #5	.00	.00	.00	162,558.71	-162,558.71	.00
465434	CRIM INDIGENT DEF 9TH DC	.00	.00	29,996.00	651,278.68	-651,278.68	.00
4654341	CIVIL INDIG DEF 9TH DC	.00	.00	.00	2,605.00	-2,605.00	.00
4654361	CIVIL INDIG DEF 410TH DC	.00	.00	.00	83,445.66	-83,445.66	.00
465437	CRIM INDIG DEF 221ST DC	.00	.00	29,996.00	441,915.90	-441,915.90	.00
465438	CRIM INDIG DEF 284TH DC	.00	.00	.00	369.05	-369.05	.00
4654381	CIVIL INDIG DEF 284TH DC	.00	.00	.00	2,446.97	-2,446.97	.00
465439	CRIM INDIG DEF 359TH DC	.00	.00	29,996.00	495,950.80	-495,950.80	.00
4654391	CIVIL INDIG DEF 359TH DC	.00	.00	.00	1,575.00	-1,575.00	.00
4654411	CIVIL INDIG DEF 418TH DC	.00	.00	.00	255,454.85	-255,454.85	.00
465442	CRIM INDIG DEF 435TH DC	.00	.00	32,688.00	573,631.17	-573,631.17	.00
TOTAL	INDIGENT DEFENSE EXPENSE	.00	.00	139,342.66	3,428,309.41	-3,428,309.41	.00
TOTAL	COURT OPERATIONS	7,877,034.00	.00	139,497.63	3,693,215.06	4,183,818.94	.47
4652	DRUG COURT	685,684.00	.00	24,175.32	266,795.29	418,888.71	.39

04/03/20

ACCOUNTING PERIOD: 7/20

MONTGOMERY COUNTY, TEXAS  
DEPT/DIV EXPENDITURE SUMMARY

PAGE 14

SELECTION CRITERIA: ALL

FUND - 215 - JURY

ACCOUNT	TITLE	BUDGET	PERIOD EXPENDITURES	ENCUMBRANCES OUTSTANDING	YEAR TO DATE ENC + EXP	AVAILABLE BALANCE	YTD/ BUD
TOTAL	DRUG COURT	685,684.00	.00	24,175.32	266,795.29	418,888.71	.39
46521	DRUG COURT-DWI COURT	328,834.90	.00	17,036.12	132,822.85	196,012.05	.40
TOTAL	DRUG COURT-DWI COURT	328,834.90	.00	17,036.12	132,822.85	196,012.05	.40
4659	OFFICE OF COURT ADMIN	877,814.48	.00	318.81	326,461.40	551,353.08	.37
TOTAL	OFFICE OF COURT ADMIN	877,814.48	.00	318.81	326,461.40	551,353.08	.37
TOTAL	JUDICIAL	13,189,836.72	.00	183,227.41	6,017,596.34	7,172,240.38	.46
TOTAL	JURY	13,197,642.72	.00	183,227.41	6,017,596.34	7,180,046.38	.46

04/03/20  
ACCOUNTING PERIOD: 7/20

MONTGOMERY COUNTY, TEXAS  
DEPT/DIV EXPENDITURE SUMMARY

PAGE 15

SELECTION CRITERIA: ALL

FUND - 216 - ROAD AND BRIDGE

ACCOUNT	TITLE	BUDGET	PERIOD EXPENDITURES	ENCUMBRANCES OUTSTANDING	YEAR TO DATE ENC + EXP	AVAILABLE BALANCE	YTD/ BUD
2	SPECIAL REVENUE FUNDS	1,011,176.84	.00	.00	.00	1,011,176.84	.00
TOTAL	SPECIAL REVENUE FUNDS	1,011,176.84	.00	.00	.00	1,011,176.84	.00
TOTAL	SPECIAL REVENUE FUNDS	1,011,176.84	.00	.00	.00	1,011,176.84	.00
6122	RECYCLE STATION-PCT 1	418,077.00	.00	249.99	185,229.50	232,847.50	.44
TOTAL	COMMISSIONER PCT 1	418,077.00	.00	249.99	185,229.50	232,847.50	.44
6142	RECYCLE STATION-PCT 3	859,838.00	.00	54,511.43	451,938.36	407,899.64	.53
TOTAL	COMMISSIONER PCT 3	859,838.00	.00	54,511.43	451,938.36	407,899.64	.53
TOTAL	CONSERVATION	1,277,915.00	.00	54,761.42	637,167.86	640,747.14	.50
61380	MONT CO PCT2 PARKS	125,028.00	.00	657.95	63,098.70	61,929.30	.50
TOTAL	PCT 2 FACILITIES	125,028.00	.00	657.95	63,098.70	61,929.30	.50
TOTAL	COMMISSIONER PCT 2	125,028.00	.00	657.95	63,098.70	61,929.30	.50
61480	SOUTH COUNTY COMM CENTER	240,077.00	.00	433.00	89,626.37	150,450.63	.37
61481	ROBINSON RD COMM CENTER	5,000.00	.00	30.00	180.00	4,820.00	.04
61482	OKLAHOMA COMM CENTER	5,000.00	.00	30.00	985.85	4,014.15	.20
61485	SPRING CREEK GREENWAY N.C	624,452.85	.00	371.53	250,504.88	373,947.97	.40
5533	GREENWAY SECURITY	.00	.00	.00	25,672.70	-25,672.70	.00
TOTAL	SPRING CREEK GREENWAY N.C	624,452.85	.00	371.53	276,177.58	348,275.27	.44
TOTAL	PCT 3 PARKS AND COMM CEN	874,529.85	.00	864.53	366,969.80	507,560.05	.42
TOTAL	COMMISSIONER PCT 3	874,529.85	.00	864.53	366,969.80	507,560.05	.42
61580	EAST MC SENIOR CENTER	273,793.00	.00	39.62	121,264.68	152,528.32	.44
61582	MONT CO PCT 4 PARKS	792,794.00	.00	13,712.04	404,743.11	388,050.89	.51
TOTAL	PCT 4 PARKS AND COMM CENT	1,066,587.00	.00	13,751.66	526,007.79	540,579.21	.49
TOTAL	COMMISSIONER PCT 4	1,066,587.00	.00	13,751.66	526,007.79	540,579.21	.49
TOTAL	FACILITIES	2,066,144.85	.00	15,274.14	956,076.29	1,110,068.56	.46
61432	VECTOR CONTROL GRANT	79,749.80	.00	17,132.48	57,990.68	21,759.12	.73
TOTAL	COMMISSIONER PCT 3	79,749.80	.00	17,132.48	57,990.68	21,759.12	.73
61521	EMCID-FC-CHAIRS	4,947.75	.00	.00	4,947.75	.00	1.00
TOTAL	COMMISSIONER PCT 4	4,947.75	.00	.00	4,947.75	.00	1.00
TOTAL	HEALTH AND WELFARE	84,697.55	.00	17,132.48	62,938.43	21,759.12	.74
50319	IT TRAFFIC OPS	1,232,560.80	.00	.00	526,737.36	705,823.44	.43
TOTAL	INFORMATION TECHNOLOGY	1,232,560.80	.00	.00	526,737.36	705,823.44	.43
600	COUNTY ENGINEER	1,907,298.00	.00	732.65	798,526.35	1,108,771.65	.42

04/03/20  
ACCOUNTING PERIOD: 7/20

MONTGOMERY COUNTY, TEXAS  
DEPT/DIV EXPENDITURE SUMMARY

PAGE 16

SELECTION CRITERIA: ALL

FUND - 216 - ROAD AND BRIDGE

ACCOUNT	TITLE	BUDGET	PERIOD EXPENDITURES	ENCUMBRANCES OUTSTANDING	YEAR TO DATE ENC + EXP	AVAILABLE BALANCE	YTD/ BUD
TOTAL	COUNTY ENGINEER	1,907,298.00	.00	732.65	798,526.35	1,108,771.65	.42
612	COMMISSIONER PCT 1	8,226,884.46	.00	262,897.41	3,740,000.89	4,486,883.57	.45
61202	COMMR PCT 1-TxDOT REIMB	2,892.08	.00	.00	.00	2,892.08	.00
6121	COMMR PCT 1 - LAKE PARK	335,258.00	.00	3.00	73,921.47	261,336.53	.22
TOTAL	COMMISSIONER PCT 1	8,565,034.54	.00	262,900.41	3,813,922.36	4,751,112.18	.45
6120	COMMR PCT 1-SUSPENSE	60,911.87	.00	.00	.00	60,911.87	.00
TOTAL	COMMR PCT 1-SUSPENSE	60,911.87	.00	.00	.00	60,911.87	.00
613	COMMISSIONER PCT 2	8,307,437.22	.00	583,345.23	4,789,636.35	3,517,800.87	.58
61302	COMMR PCT 2-TxDOT REIMB	22,254.58	.00	.00	.00	22,254.58	.00
TOTAL	COMMISSIONER PCT 2	8,329,691.80	.00	583,345.23	4,789,636.35	3,540,055.45	.58
6130	COMMR PCT 2-SUSPENSE	571,262.74	.00	.00	4,500.00	566,762.74	.01
TOTAL	COMMR PCT 2-SUSPENSE	571,262.74	.00	.00	4,500.00	566,762.74	.01
61301	COMMR PCT 2-SJRA PROJECT	1,032.00	.00	.00	.00	1,032.00	.00
TOTAL	COMMR PCT 2-SJRA PROJECT	1,032.00	.00	.00	.00	1,032.00	.00
614	COMMISSIONER PCT 3	6,364,129.92	.00	708,779.27	3,062,813.92	3,301,316.00	.48
6147	TRAFFIC OPERATIONS	315,247.65	.00	61,529.29	298,912.07	16,335.58	.95
TOTAL	COMMISSIONER PCT 3	6,679,377.57	.00	770,308.56	3,361,725.99	3,317,651.58	.50
615	COMMISSIONER PCT 4	8,148,436.69	.00	477,554.90	3,841,582.72	4,306,853.97	.47
61502	COMMR PCT 4-TxDOT REIMB	316.00	.00	.00	.00	316.00	.00
TOTAL	COMMISSIONER PCT 4	8,148,752.69	.00	477,554.90	3,841,582.72	4,307,169.97	.47
6150	COMMR PCT 4-SUSPENSE	1,378,573.00	.00	.00	.00	1,378,573.00	.00
TOTAL	COMMR PCT 4-SUSPENSE	1,378,573.00	.00	.00	.00	1,378,573.00	.00
TOTAL	PUBLIC TRANSPORTATION	36,874,495.01	.00	2,094,841.75	17,136,631.13	19,737,863.88	.46
TOTAL	ROAD AND BRIDGE	41,314,429.25	.00	2,182,009.79	18,792,813.71	22,521,615.54	.45

04/03/20

ACCOUNTING PERIOD: 7/20

MONTGOMERY COUNTY, TEXAS  
DEPT/DIV EXPENDITURE SUMMARY

PAGE 17

SELECTION CRITERIA: ALL

FUND - 217 - SHERIFF COMMISSARY

ACCOUNT	TITLE	BUDGET	PERIOD EXPENDITURES	ENCUMBRANCES OUTSTANDING	YEAR TO DATE ENC + EXP	AVAILABLE BALANCE	YTD/ BUD
5122	SHERIFF COMMISSARY	2,057,360.00	.00	371,220.00	1,304,013.29	753,346.71	.63
51221	SHERIFF COMMISSARY STAFF	228,787.00	.00	.00	76,514.72	152,272.28	.33
TOTAL	JAIL	2,286,147.00	.00	371,220.00	1,380,528.01	905,618.99	.60
TOTAL	PUBLIC SAFETY	2,286,147.00	.00	371,220.00	1,380,528.01	905,618.99	.60
TOTAL	SHERIFF COMMISSARY	2,286,147.00	.00	371,220.00	1,380,528.01	905,618.99	.60

04/03/20

ACCOUNTING PERIOD: 7/20

MONTGOMERY COUNTY, TEXAS  
DEPT/DIV EXPENDITURE SUMMARY

PAGE 18

SELECTION CRITERIA: ALL

FUND - 218 - MEMORIAL LIBRARY - SPECIA

ACCOUNT	- - - - TITLE - - - -	BUDGET	PERIOD EXPENDITURES	ENCUMBRANCES OUTSTANDING	YEAR TO DATE ENC + EXP	AVAILABLE BALANCE	YTD/ BUD
65117	MEMORIAL GIFT GENERAL	175,440.39	.00	19,247.57	49,366.14	126,074.25	.28
65118	GENEALOGY GIFT/RONALD JAC	24,722.92	.00	1,328.00	2,828.00	21,894.92	.11
TOTAL	MEMORIAL LIBRARY	200,163.31	.00	20,575.57	52,194.14	147,969.17	.26
TOTAL	CULTURE AND RECREATION	200,163.31	.00	20,575.57	52,194.14	147,969.17	.26
TOTAL	MEMORIAL LIBRARY - SPECIA	200,163.31	.00	20,575.57	52,194.14	147,969.17	.26

04/03/20  
ACCOUNTING PERIOD: 7/20

MONTGOMERY COUNTY, TEXAS  
DEPT/DIV EXPENDITURE SUMMARY

PAGE 19

SELECTION CRITERIA: ALL

FUND - 219 - COMMUNITY DEVELOPMENT

ACCOUNT	TITLE	BUDGET	PERIOD EXPENDITURES	ENCUMBRANCES OUTSTANDING	YEAR TO DATE ENC + EXP	AVAILABLE BALANCE	YTD/ BUD
615320	ALLEN DALE PROJECT	1,485,981.00	.00	141,000.00	200,900.00	1,285,081.00	.14
615321	RIVER OAKS PROJECT	1,307,618.00	.00	54,980.00	91,100.00	1,216,518.00	.07
615322	CONTINGENCY PROJECT	253,593.00	.00	.00	.00	253,593.00	.00
TOTAL	16 FLOODS/CDBG DR INFRAST	3,047,192.00	.00	195,980.00	292,000.00	2,755,192.00	.10
TOTAL	COMMISSIONER PCT 4	3,047,192.00	.00	195,980.00	292,000.00	2,755,192.00	.10
642022	CDBG YR 20 HOUSING REHAB	238,608.12	.00	.00	2,513.79	236,094.33	.01
642025	CDBG YR 20 MCYS	1,962,423.32	.00	1,222,761.51	1,899,839.12	62,584.20	.97
TOTAL	CDBG - YEAR 20	2,201,031.44	.00	1,222,761.51	1,902,352.91	298,678.53	.86
642030	CDBG YR 21 ADMIN	44,671.60	.00	.00	.00	44,671.60	.00
642031	CDBG YR 21 SOCIAL SERVICE	6,927.24	.00	.00	.00	6,927.24	.00
642034	CDBG YR21 SALLAS PK EXPAN	1,000,000.00	.00	901,761.00	1,000,000.00	.00	1.00
642035	CDBG YR21 HABITAT HSG RHB	100,000.00	.00	.00	.00	100,000.00	.00
642036	CDBG YR21 MAG COMM CTR EX	75,000.00	.00	21,673.76	70,000.00	5,000.00	.93
642037	CDBG YR21 E MAG COMM CTR	68,000.00	.00	.00	.00	68,000.00	.00
642038	CDBG YR21 HSING RHAB MCCD	59,713.92	.00	.00	.00	59,713.92	.00
TOTAL	CDBG YEAR 21	1,354,312.76	.00	923,434.76	1,070,000.00	284,312.76	.79
642040	CDBG YR22-ADMIN	410,318.50	.00	3,354.40	240,389.97	169,928.53	.59
642041	CDBG YR22-PROJ DELIVERY	15,000.00	.00	.00	14,619.58	380.42	.97
642042	CDBG YR22-SOCIAL SERVICES	383,912.00	.00	.00	108,827.86	275,084.14	.28
642043	CDBG YR22-BLDG LS/PURCH	385,978.00	.00	.00	385,977.08	.92	1.00
642044	CDBG YR22-E MAGNOLIA CC	200,000.00	.00	.00	.00	200,000.00	.00
642045	CDBG YR22-MAG CC EXPANSIO	800,000.00	.00	.00	.00	800,000.00	.00
642046	CDBG YR22-HSNG REHAB MCCD	62,642.00	.00	.00	.00	62,642.00	.00
642047	CDBG YR22-HSNG REHAB HABI	100,000.00	.00	.00	.00	100,000.00	.00
642048	CDBG YR22-LBP ADMIN MATCH	101,564.50	.00	.00	6,114.88	95,449.62	.06
642049	CDBG YR22-LBP REHAB MATCH	100,000.00	.00	.00	.00	100,000.00	.00
64295	CDBG/\$1,956,872 - YEAR 15	3,529.85	.00	.00	.00	3,529.85	.00
64296	CDBG/\$2,118,292 - YEAR 16	198.83	.00	.00	198.83	.00	1.00
642974	CDBG YR 17 HOUSING DEMO.	40.58	.00	.00	40.58	.00	1.00
642977	CDBG YR 17 HC DAY CENTER	38,882.54	.00	.00	.00	38,882.54	.00
TOTAL	CDBG/\$2,244,177 - YEAR 17	38,923.12	.00	.00	40.58	38,882.54	.00
6429801	CDBG YR 18-MCYS	14,890.74	.00	5,132.80	14,890.74	.00	1.00
642986	CDBG YR 18 HOUSING DEMO	48,196.72	.00	252.00	16,340.93	31,855.79	.34
642988	CDBG YR 18 HOUSING REHAB	981.70	.00	.00	981.70	.00	1.00
642989	CDBG YR 18 HOMELESS EMPOW	68,303.14	.00	63,140.18	.00	68,303.14	.00
TOTAL	CDBG/\$2,172,630 - YEAR 18	132,372.30	.00	68,524.98	32,213.37	100,158.93	.24
642992	CDBG YR 19 DEMOLITION	50,000.00	.00	.00	.00	50,000.00	.00
642993	CDBG YR 19 HOUSTING REHAB	100,831.05	.00	17,110.59	71,910.77	28,920.28	.71
642996	CDBG YR 19 NEW DANVILLE	185.00	.00	.00	.00	185.00	.00
TOTAL	CDBG/\$2,301,631 - YEAR 19	151,016.05	.00	17,110.59	71,910.77	79,105.28	.48
TOTAL	CDBG/\$1.7MIL-YEAR 1	6,440,799.35	.00	2,235,186.24	3,832,645.83	2,608,153.52	.60
643924	HOME YR 12 DOWN PMT ASST	3,519.24	.00	.00	.00	3,519.24	.00

04/03/20

ACCOUNTING PERIOD: 7/20

MONTGOMERY COUNTY, TEXAS  
DEPT/DIV EXPENDITURE SUMMARY

PAGE 20

SELECTION CRITERIA: ALL

FUND - 219 - COMMUNITY DEVELOPMENT

ACCOUNT	TITLE	BUDGET	PERIOD EXPENDITURES	ENCUMBRANCES OUTSTANDING	YEAR TO DATE ENC + EXP	AVAILABLE BALANCE	YTD/ BUD
TOTAL	HOME/\$465,806 - YEAR 12	3,519.24	.00	.00	.00	3,519.24	.00
643931	HOME YR 13 TRANSL HSG	331,562.75	.00	.00	.00	331,562.75	.00
TOTAL	HOME/\$442,085 - YEAR 13	331,562.75	.00	.00	.00	331,562.75	.00
643941	HOME YR 14 ANGEL REACH	353,223.75	.00	.00	.00	353,223.75	.00
643942	HOME YR 14 CHDO	.45	.00	.00	.00	.45	.00
TOTAL	HOME 470,965 YEAR 14	353,224.20	.00	.00	.00	353,224.20	.00
643951	HOME YR 15 - ANGEL REACH	353,223.75	.00	.00	.00	353,223.75	.00
643952	HOME YR 15 - CHDO	2,945.52	.00	.00	.00	2,945.52	.00
TOTAL	HOME YEAR 15	356,169.27	.00	.00	.00	356,169.27	.00
643960	HOME YR16 ADMIN	3,856.51	.00	.00	.00	3,856.51	.00
643961	HOME YR16 CHDO	36,086.86	.00	7,204.94	36,086.86	.00	1.00
643962	HOME YR16 EASTER SEALS	215,160.84	.00	.00	184,874.40	30,286.44	.86
643963	HOME YR16 CAPITAL CONTING	189,765.00	.00	.00	.00	189,765.00	.00
TOTAL	HOME YEAR 16	444,869.21	.00	7,204.94	220,961.26	223,907.95	.50
643970	HOME YR17-ADMIN	61,406.00	.00	.00	4,292.98	57,113.02	.07
643971	HOME YR17-CHDO	252,661.00	.00	7,104.06	7,104.06	245,556.94	.03
643972	HOME YR17-EASTER SEALS	300,000.00	.00	.00	.00	300,000.00	.00
TOTAL	HOME PROGRAM/\$750K-YR 1	2,103,411.67	.00	14,309.00	232,358.30	1,871,053.37	.11
6436	HOME PROGRAM/\$520,649-YR7	120,000.00	.00	.00	.00	120,000.00	.00
TOTAL	HOME PROGRAM/\$520,649-YR7	120,000.00	.00	.00	.00	120,000.00	.00
644080	HESG YR8 ADMIN	50.36	.00	.00	.00	50.36	.00
644081	HESG YR8 SOCIAL SERVICES	14,124.00	.00	.00	.00	14,124.00	.00
TOTAL	HESG YEAR 8	14,174.36	.00	.00	.00	14,174.36	.00
644090	HESG YR9-ADMIN	8,266.00	.00	.00	3,927.05	4,338.95	.48
644091	HESG YR9-SOCIAL SERVICES	212,179.00	.00	.00	24,204.02	187,974.98	.11
TOTAL	CDBG DISASTER REC GRANT	234,619.36	.00	.00	28,131.07	206,488.29	.12
644501	LBP-ADMIN	100,000.00	.00	90.05	3,767.80	96,232.20	.04
644502	LBP-PD	100,000.00	.00	.00	.00	100,000.00	.00
644503	LBP-PROF SVC	800,000.00	.00	.00	.00	800,000.00	.00
TOTAL	LBP HAZARD CONTROL GRANT	1,000,000.00	.00	90.05	3,767.80	996,232.20	.00
TOTAL	HUD LEAD HAZARD CONTROL	1,000,000.00	.00	90.05	3,767.80	996,232.20	.00
TOTAL	HEALTH AND WELFARE	12,946,022.38	.00	2,445,565.29	4,388,903.00	8,557,119.38	.34
TOTAL	COMMUNITY DEVELOPMENT	12,946,022.38	.00	2,445,565.29	4,388,903.00	8,557,119.38	.34

RUN DATE 04/03/20 TIME 15:17:25

- LIVE DATA BASE/COUNTY AUD

04/03/20

ACCOUNTING PERIOD: 7/20

MONTGOMERY COUNTY, TEXAS  
DEPT/DIV EXPENDITURE SUMMARY

PAGE 21

SELECTION CRITERIA: ALL

FUND - 221 - LAW LIBRARY

ACCOUNT	TITLE	BUDGET	PERIOD EXPENDITURES	ENCUMBRANCES OUTSTANDING	YEAR TO DATE ENC + EXP	AVAILABLE BALANCE	YTD/ BUD
426221	CCL 1 - LAW LIBRARY	1,000.00	.00	.00	.00	1,000.00	.00
TOTAL	COUNTY COURT AT LAW #1	1,000.00	.00	.00	.00	1,000.00	.00
427221	CCL 2 - LAW LIBRARY	1,000.00	.00	.00	892.00	108.00	.89
TOTAL	COUNTY COURT AT LAW #2	1,000.00	.00	.00	892.00	108.00	.89
429221	CCL 3 - LAW LIBRARY	1,135.00	.00	.00	1,135.00	.00	1.00
TOTAL	COUNTY COURT AT LAW #3	1,135.00	.00	.00	1,135.00	.00	1.00
430221	CCL 4 - LAW LIBRARY	1,000.00	.00	.00	562.75	437.25	.56
TOTAL	COUNTY COURT AT LAW #4	1,000.00	.00	.00	562.75	437.25	.56
431221	CCL 5 - LAW LIBRARY	1,000.00	.00	7.76	673.16	326.84	.67
TOTAL	COUNTY COURT AT LAW #5	1,000.00	.00	7.76	673.16	326.84	.67
434221	9TH DIST CT - LAW LIBRARY	1,000.00	.00	.00	.00	1,000.00	.00
TOTAL	9TH DISTRICT COURT	1,000.00	.00	.00	.00	1,000.00	.00
436221	410 DIST CT - LAW LIBRARY	1,000.00	.00	.00	1,000.00	.00	1.00
TOTAL	410th DISTRICT COURT	1,000.00	.00	.00	1,000.00	.00	1.00
437221	221ST DC - LAW LIBRARY	1,700.00	.00	52.00	533.00	1,167.00	.31
TOTAL	221ST DISTRICT COURT	1,700.00	.00	52.00	533.00	1,167.00	.31
438221	284TH DC - LAW LIBRARY	1,315.00	.00	.00	799.20	515.80	.61
TOTAL	284TH DISTRICT COURT	1,315.00	.00	.00	799.20	515.80	.61
439221	359TH DC - LAW LIBRARY	1,000.00	.00	.00	270.00	730.00	.27
TOTAL	359TH DISTRICT COURT	1,000.00	.00	.00	270.00	730.00	.27
441221	418TH DC - LAW LIBRARY	1,104.00	.00	.00	1,104.00	.00	1.00
TOTAL	418TH DISTRICT COURT	1,104.00	.00	.00	1,104.00	.00	1.00
442221	435TH DC - LAW LIBRARY	896.00	.00	.00	600.00	296.00	.67
TOTAL	435TH DISTRICT COURT	896.00	.00	.00	600.00	296.00	.67
465221	CRT OPER - LAW LIBRARY	12,100.00	.00	434.00	5,166.00	6,934.00	.43
TOTAL	COURT OPERATIONS	12,100.00	.00	434.00	5,166.00	6,934.00	.43
476	LAW LIBRARY	271,241.00	.00	.00	133,130.14	138,110.86	.49
TOTAL	LAW LIBRARY	271,241.00	.00	.00	133,130.14	138,110.86	.49
TOTAL	LEGAL SERVICES	296,491.00	.00	493.76	145,865.25	150,625.75	.49
TOTAL	LAW LIBRARY	296,491.00	.00	493.76	145,865.25	150,625.75	.49

04/03/20  
ACCOUNTING PERIOD: 7/20

MONTGOMERY COUNTY, TEXAS  
DEPT/DIV EXPENDITURE SUMMARY

PAGE 22

SELECTION CRITERIA: ALL

FUND - 224 - JUVENILE PROBATION-STATE

ACCOUNT	TITLE	BUDGET	PERIOD EXPENDITURES	ENCUMBRANCES OUTSTANDING	YEAR TO DATE ENC + EXP	AVAILABLE BALANCE	YTD/ BUD
57114801	BASIC SUPERVISION A/20	500,659.48	.00	10,268.40	244,979.50	255,679.98	.49
57114802	COMMUNITY PROGRAMS A/20	632,040.15	.00	8,512.00	320,225.51	311,814.64	.51
57114803	PRE & POST ADJ FACIL A/20	245,000.00	.00	17,887.93	244,796.80	203.20	1.00
57114804	COMMITMENT DIVERSION A/20	225,000.00	.00	152,441.98	203,392.05	21,607.95	.90
57114805	MENTAL HEALTH A/20	210,841.28	.00	.00	99,837.77	111,003.51	.47
TOTAL	JUV PROB/STATE AID-A/20	1,813,540.91	.00	189,110.31	1,113,231.63	700,309.28	.61
571157	JUV JUS ALT ED PGR-P/20	1,629,494.61	.00	3,116.61	238,928.43	1,390,566.18	.15
57117	JUVENILE PROBATION-LOCAL	83,262.54	.00	88.75	44,777.53	38,485.01	.54
5711840	RDA PROG-17-D0174	8,749.24	.00	.00	.00	8,749.24	.00
5711841	RDA PRG-17-D0274	5,337.63	.00	.00	.00	5,337.63	.00
5711842	RDA PRG-18-D0144	29,673.00	.00	.00	.00	29,673.00	.00
5711843	RDA PRG-18-D0145	19,089.00	.00	.00	.00	19,089.00	.00
5711844	RDA PRG-18-D0153	8,316.00	.00	.00	.00	8,316.00	.00
TOTAL	JUV PROB/RDA PROG	71,164.87	.00	.00	.00	71,164.87	.00
571186	JUV-REGIONALIZATION R/20	17,300.00	.00	.00	.00	17,300.00	.00
TOTAL	JUVENILE PROBATION	3,614,762.93	.00	192,315.67	1,396,937.59	2,217,825.34	.39
TOTAL	PUBLIC SAFETY	3,614,762.93	.00	192,315.67	1,396,937.59	2,217,825.34	.39
TOTAL	JUVENILE PROBATION-STATE	3,614,762.93	.00	192,315.67	1,396,937.59	2,217,825.34	.39

04/03/20

ACCOUNTING PERIOD: 7/20

MONTGOMERY COUNTY, TEXAS  
DEPT/DIV EXPENDITURE SUMMARY

PAGE 23

SELECTION CRITERIA: ALL

FUND - 225 - RECORDS MGMT/PRESERVATION

ACCOUNT	TITLE	BUDGET	PERIOD EXPENDITURES	ENCUMBRANCES OUTSTANDING	YEAR TO DATE ENC + EXP	AVAILABLE BALANCE	YTD/ BUD
40311	CTY CLK/RECORDS MGMT/PRES	4,725,013.81	.00	4,164,952.21	4,379,094.53	345,919.28	.93
TOTAL	COUNTY CLERK	4,725,013.81	.00	4,164,952.21	4,379,094.53	345,919.28	.93
TOTAL	GENERAL ADMINISTRATION	4,725,013.81	.00	4,164,952.21	4,379,094.53	345,919.28	.93
TOTAL	RECORDS MGMT/PRESERVATION	4,725,013.81	.00	4,164,952.21	4,379,094.53	345,919.28	.93

04/03/20

ACCOUNTING PERIOD: 7/20

MONTGOMERY COUNTY, TEXAS  
DEPT/DIV EXPENDITURE SUMMARY

PAGE 24

SELECTION CRITERIA: ALL

FUND - 226 - PRE-TRIAL DIVERSION FUND

ACCOUNT	TITLE	BUDGET	PERIOD EXPENDITURES	ENCUMBRANCES OUTSTANDING	YEAR TO DATE ENC + EXP	AVAILABLE BALANCE	YTD/ BUD
43513	PRE-TRIAL DIVERSION	38,863.00	.00	.00	11,066.95	27,796.05	.28
TOTAL	DISTRICT ATTORNEY	38,863.00	.00	.00	11,066.95	27,796.05	.28
TOTAL	JUDICIAL	38,863.00	.00	.00	11,066.95	27,796.05	.28
TOTAL	PRE-TRIAL DIVERSION FUND	38,863.00	.00	.00	11,066.95	27,796.05	.28

04/03/20

ACCOUNTING PERIOD: 7/20

MONTGOMERY COUNTY, TEXAS  
DEPT/DIV EXPENDITURE SUMMARY

PAGE 25

SELECTION CRITERIA: ALL

FUND - 232 - AIRPORT GRANTS

ACCOUNT	TITLE	BUDGET	PERIOD EXPENDITURES	ENCUMBRANCES OUTSTANDING	YEAR TO DATE ENC + EXP	AVAILABLE BALANCE	YTD/ BUD
6291324	AIRPORT-RAMP GRANT FY20	50,000.00	.00	13,614.17	34,219.80	15,780.20	.68
629137	1612CNROE	52.00	.00	.00	.00	52.00	.00
629138	1812CONRO	5,407,212.33	.00	.00	.00	5,407,212.33	.00
629160	1912CNROE-DESIGN PHASE	24,483.05	.00	.00	.00	24,483.05	.00
629161	1912CONRO-CONSTRUCTION PH	2,688,000.00	.00	.00	.00	2,688,000.00	.00
TOTAL	TAXIWAY G & F DESIGN/CNST	2,712,483.05	.00	.00	.00	2,712,483.05	.00
TOTAL	AIRPORT	8,169,747.38	.00	13,614.17	34,219.80	8,135,527.58	.00
TOTAL	PUBLIC TRANSPORTATION	8,169,747.38	.00	13,614.17	34,219.80	8,135,527.58	.00
TOTAL	AIRPORT GRANTS	8,169,747.38	.00	13,614.17	34,219.80	8,135,527.58	.00

04/03/20

ACCOUNTING PERIOD: 7/20

MONTGOMERY COUNTY, TEXAS  
DEPT/DIV EXPENDITURE SUMMARY

PAGE 26

SELECTION CRITERIA: ALL

FUND - 233 - MENTAL HEALTH FACILITY

ACCOUNT	TITLE	BUDGET	PERIOD EXPENDITURES	ENCUMBRANCES OUTSTANDING	YEAR TO DATE ENC + EXP	AVAILABLE BALANCE	YTD/ BUD
6311	MENTAL HEALTH	15,256,015.00	.00	2,601,087.72	9,044,548.72	6,211,466.28	.59
TOTAL	MENTAL HEALTH	15,256,015.00	.00	2,601,087.72	9,044,548.72	6,211,466.28	.59
TOTAL	HEALTH AND WELFARE	15,256,015.00	.00	2,601,087.72	9,044,548.72	6,211,466.28	.59
TOTAL	MENTAL HEALTH FACILITY	15,256,015.00	.00	2,601,087.72	9,044,548.72	6,211,466.28	.59

04/03/20

ACCOUNTING PERIOD: 7/20

MONTGOMERY COUNTY, TEXAS  
DEPT/DIV EXPENDITURE SUMMARY

PAGE 27

SELECTION CRITERIA: ALL

FUND - 234 - RECORDS MANAGEMENT COUNTY

ACCOUNT	TITLE	BUDGET	PERIOD EXPENDITURES	ENCUMBRANCES OUTSTANDING	YEAR TO DATE ENC + EXP	AVAILABLE BALANCE	YTD/ BUD
409310	RECORDS MNGT COUNTY	39,471.00	.00	.00	.00	39,471.00	.00
TOTAL	NON-DEPARTMENTAL	39,471.00	.00	.00	.00	39,471.00	.00
TOTAL	GENERAL ADMINISTRATION	39,471.00	.00	.00	.00	39,471.00	.00
560141	SHERIFF/RECORDS MGT DIVN	610,878.00	.00	588.78	289,663.15	321,214.85	.47
TOTAL	SHERIFF	610,878.00	.00	588.78	289,663.15	321,214.85	.47
TOTAL	PUBLIC SAFETY	610,878.00	.00	588.78	289,663.15	321,214.85	.47
TOTAL	RECORDS MANAGEMENT COUNTY	650,349.00	.00	588.78	289,663.15	360,685.85	.45

04/03/20

ACCOUNTING PERIOD: 7/20

MONTGOMERY COUNTY, TEXAS  
DEPT/DIV EXPENDITURE SUMMARY

PAGE 28

SELECTION CRITERIA: ALL

FUND - 235 - RECORDS MGMT DIST CLERK

ACCOUNT	TITLE	BUDGET	PERIOD EXPENDITURES	ENCUMBRANCES OUTSTANDING	YEAR TO DATE ENC + EXP	AVAILABLE BALANCE	YTD/ BUD
450110	RECORDS MGMT DIST CLERK	85,375.00	.00	5,841.46	8,813.98	76,561.02	.10
TOTAL	DISTRICT CLERK	85,375.00	.00	5,841.46	8,813.98	76,561.02	.10
TOTAL	GENERAL ADMINISTRATION	85,375.00	.00	5,841.46	8,813.98	76,561.02	.10
TOTAL	RECORDS MGMT DIST CLERK	85,375.00	.00	5,841.46	8,813.98	76,561.02	.10

04/03/20

ACCOUNTING PERIOD: 7/20

MONTGOMERY COUNTY, TEXAS  
DEPT/DIV EXPENDITURE SUMMARY

PAGE 29

SELECTION CRITERIA: ALL

FUND - 237 - DIST CLERK RECORDS PRESER

ACCOUNT	TITLE	BUDGET	PERIOD EXPENDITURES	ENCUMBRANCES OUTSTANDING	YEAR TO DATE ENC + EXP	AVAILABLE BALANCE	YTD/ BUD
45030	DISTRICT CLERK REC PRESV	40,000.00	.00	23,893.65	23,893.65	16,106.35	.60
TOTAL	DISTRICT CLERK	40,000.00	.00	23,893.65	23,893.65	16,106.35	.60
TOTAL	JUDICIAL	40,000.00	.00	23,893.65	23,893.65	16,106.35	.60
TOTAL	DIST CLERK RECORDS PRESER	40,000.00	.00	23,893.65	23,893.65	16,106.35	.60

04/03/20

ACCOUNTING PERIOD: 7/20

MONTGOMERY COUNTY, TEXAS  
DEPT/DIV EXPENDITURE SUMMARY

PAGE 30

SELECTION CRITERIA: ALL

FUND - 238 - COURT GUARDIANSHIP

ACCOUNT	TITLE	BUDGET	PERIOD EXPENDITURES	ENCUMBRANCES OUTSTANDING	YEAR TO DATE ENC + EXP	AVAILABLE BALANCE	YTD/ BUD
40933	COURT GUARDIANSHIP	30,000.00	.00	.00	17,086.32	12,913.68	.57
TOTAL	NON-DEPARTMENTAL	30,000.00	.00	.00	17,086.32	12,913.68	.57
TOTAL	JUDICIAL	30,000.00	.00	.00	17,086.32	12,913.68	.57
TOTAL	COURT GUARDIANSHIP	30,000.00	.00	.00	17,086.32	12,913.68	.57

04/03/20

ACCOUNTING PERIOD: 7/20

MONTGOMERY COUNTY, TEXAS  
DEPT/DIV EXPENDITURE SUMMARY

PAGE 31

SELECTION CRITERIA: ALL

FUND - 239 - COURT REPORTER SVC FUND

ACCOUNT	TITLE	BUDGET	PERIOD EXPENDITURES	ENCUMBRANCES OUTSTANDING	YEAR TO DATE ENC + EXP	AVAILABLE BALANCE	YTD/ BUD
4269	COURT REPORTER CCL 1	5,150.00	.00	.00	1,470.04	3,679.96	.29
TOTAL	COURT REPORTER CCL 1	5,150.00	.00	.00	1,470.04	3,679.96	.29
4279	COURT REPORTER CCL 2	6,100.00	.00	.00	2,415.78	3,684.22	.40
TOTAL	COURT REPORTER CCL 2	6,100.00	.00	.00	2,415.78	3,684.22	.40
4299	COURT REPORTER CCL 3	12,714.00	.00	.00	2,380.53	10,333.47	.19
TOTAL	COURT REPORTER CCL 3	12,714.00	.00	.00	2,380.53	10,333.47	.19
4309	COURT REPORTER CCL 4	6,100.00	.00	.00	1,982.46	4,117.54	.32
TOTAL	COURT REPORTER CCL 4	6,100.00	.00	.00	1,982.46	4,117.54	.32
4319	COURT REPORTER CCL 5	4,700.00	.00	.00	1,922.45	2,777.55	.41
TOTAL	COURT REPORTER CCL 5	4,700.00	.00	.00	1,922.45	2,777.55	.41
4349	COURT REPORTER 9TH DC	19,500.00	.00	.00	16,760.83	2,739.17	.86
TOTAL	COURT REPORTER 9TH DC	19,500.00	.00	.00	16,760.83	2,739.17	.86
4369	COURT REPORTER 410 DC	10,300.00	.00	.00	7,692.26	2,607.74	.75
TOTAL	COURT REPORTER 410 DC	10,300.00	.00	.00	7,692.26	2,607.74	.75
4379	COURT REPORTER 221 DC	4,500.00	.00	.00	2,028.00	2,472.00	.45
TOTAL	COURT REPORTER 221 DC	4,500.00	.00	.00	2,028.00	2,472.00	.45
4389	COURT REPORTER 284 DC	14,025.00	.00	.00	5,416.94	8,608.06	.39
TOTAL	COURT REPORTER 284 DC	14,025.00	.00	.00	5,416.94	8,608.06	.39
4399	COURT REPORTER 359 DC	5,771.00	.00	.00	724.00	5,047.00	.13
TOTAL	COURT REPORTER 359 DC	5,771.00	.00	.00	724.00	5,047.00	.13
4419	COURT REPORTER 418 DC	12,752.00	.00	.00	977.00	11,775.00	.08
TOTAL	COURT REPORTER 418 DC	12,752.00	.00	.00	977.00	11,775.00	.08
4429	COURT REPORTER 435 DC	11,500.00	.00	.00	881.94	10,618.06	.08
TOTAL	COURT REPORTER 435 DC	11,500.00	.00	.00	881.94	10,618.06	.08
465239	COURT REPORTER CT OPS	70,742.97	.00	.00	8,582.56	62,160.41	.12
TOTAL	COURT REPORTER CT OPS	70,742.97	.00	.00	8,582.56	62,160.41	.12
TOTAL	JUDICIAL	183,854.97	.00	.00	53,234.79	130,620.18	.29
TOTAL	COURT REPORTER SVC FUND	183,854.97	.00	.00	53,234.79	130,620.18	.29

04/03/20

ACCOUNTING PERIOD: 7/20

MONTGOMERY COUNTY, TEXAS  
DEPT/DIV EXPENDITURE SUMMARY

PAGE 32

SELECTION CRITERIA: ALL

FUND - 240 - COURTHOUSE SECURITY

ACCOUNT	TITLE	BUDGET	PERIOD EXPENDITURES	ENCUMBRANCES OUTSTANDING	YEAR TO DATE ENC + EXP	AVAILABLE BALANCE	YTD/ BUD
5121240	COURTHOUSE SECURITY	370,000.00	.00	14,090.07	173,976.66	196,023.34	.47
TOTAL	JAIL	370,000.00	.00	14,090.07	173,976.66	196,023.34	.47
TOTAL	PUBLIC SAFETY	370,000.00	.00	14,090.07	173,976.66	196,023.34	.47
TOTAL	COURTHOUSE SECURITY	370,000.00	.00	14,090.07	173,976.66	196,023.34	.47

04/03/20  
ACCOUNTING PERIOD: 7/20

MONTGOMERY COUNTY, TEXAS  
DEPT/DIV EXPENDITURE SUMMARY

PAGE 33

SELECTION CRITERIA: ALL

FUND - 241 - COURT TECHNOLOGY CNTY/DIS

ACCOUNT	TITLE	BUDGET	PERIOD EXPENDITURES	ENCUMBRANCES OUTSTANDING	YEAR TO DATE ENC + EXP	AVAILABLE BALANCE	YTD/ BUD
426241	CCL 1-CTY/DIST CT TECH	1,312.00	.00	37.99	446.03	865.97	.34
TOTAL	COUNTY COURT AT LAW #1	1,312.00	.00	37.99	446.03	865.97	.34
427241	CCL 2-CTY/DIST CT TECH	1,312.00	.00	.00	258.00	1,054.00	.20
TOTAL	COUNTY COURT AT LAW #2	1,312.00	.00	.00	258.00	1,054.00	.20
429241	CCL 3-CTY/DIST CT TECH	1,624.00	.00	.00	151.96	1,472.04	.09
TOTAL	COUNTY COURT AT LAW #3	1,624.00	.00	.00	151.96	1,472.04	.09
430241	CCL 4-CTY/DIST CT TECH	1,000.00	.00	.00	270.00	730.00	.27
TOTAL	COUNTY COURT AT LAW #4	1,000.00	.00	.00	270.00	730.00	.27
431241	CCL 5-CTY/DIST CT TECH	3,030.65	.00	37.99	2,133.24	897.41	.70
TOTAL	COUNTY COURT AT LAW #5	3,030.65	.00	37.99	2,133.24	897.41	.70
434241	9TH DC-CTY/DIST CT TECH	1,408.00	.00	37.99	227.94	1,180.06	.16
TOTAL	9TH DISTRICT COURT	1,408.00	.00	37.99	227.94	1,180.06	.16
436241	410TH DC-CTY/DIST CT TECH	1,000.00	.00	208.99	1,000.00	.00	1.00
TOTAL	410th DISTRICT COURT	1,000.00	.00	208.99	1,000.00	.00	1.00
437241	221ST DC-CTY/DIST CT TECH	1,331.00	.00	75.98	351.34	979.66	.26
TOTAL	221ST DISTRICT COURT	1,331.00	.00	75.98	351.34	979.66	.26
438241	284TH DC-CTY/DIST CT TECH	1,312.00	.00	.00	784.31	527.69	.60
TOTAL	284TH DISTRICT COURT	1,312.00	.00	.00	784.31	527.69	.60
439241	359TH DC-CTY/DIST CT TECH	1,330.00	.00	719.44	830.44	499.56	.62
TOTAL	359TH DISTRICT COURT	1,330.00	.00	719.44	830.44	499.56	.62
441241	418TH DC-CTY/DIST CT TECH	1,624.00	.00	980.43	1,058.13	565.87	.65
TOTAL	418TH DISTRICT COURT	1,624.00	.00	980.43	1,058.13	565.87	.65
442241	435TH DC-CTY/DIST CT TECH	1,456.00	.00	113.97	303.92	1,152.08	.21
TOTAL	435TH DISTRICT COURT	1,456.00	.00	113.97	303.92	1,152.08	.21
4659241	CT OPNS-CTY/DIST CT TECH	1,312.00	.00	22.20	1,149.42	162.58	.88
TOTAL	COURT OPERATIONS	1,312.00	.00	22.20	1,149.42	162.58	.88
TOTAL	JUDICIAL	19,051.65	.00	2,234.98	8,964.73	10,086.92	.47
TOTAL	COURT TECHNOLOGY CNTY/DIS	19,051.65	.00	2,234.98	8,964.73	10,086.92	.47

04/03/20

ACCOUNTING PERIOD: 7/20

MONTGOMERY COUNTY, TEXAS  
DEPT/DIV EXPENDITURE SUMMARY

PAGE 34

SELECTION CRITERIA: ALL

FUND - 242 - JUSTICE CRT BLDG SECURITY

ACCOUNT	- - - - TITLE - - - -	BUDGET	PERIOD EXPENDITURES	ENCUMBRANCES OUTSTANDING	YEAR TO DATE ENC + EXP	AVAILABLE BALANCE	YTD/ BUD
457242	JP3 JUSTICE CT SECURITY	4,015.67	.00	.00	4,015.67	.00	1.00
TOTAL	JUSTICE OF PEACE PCT 3	4,015.67	.00	.00	4,015.67	.00	1.00
510242	BLD MNT JP SECURITY	33,365.56	.00	6,800.00	18,705.09	14,660.47	.56
TOTAL	BLDG MAINT/CONSTRUCTION	33,365.56	.00	6,800.00	18,705.09	14,660.47	.56
TOTAL	PUBLIC SAFETY	37,381.23	.00	6,800.00	22,720.76	14,660.47	.61
TOTAL	JUSTICE CRT BLDG SECURITY	37,381.23	.00	6,800.00	22,720.76	14,660.47	.61

04/03/20  
ACCOUNTING PERIOD: 7/20

MONTGOMERY COUNTY, TEXAS  
DEPT/DIV EXPENDITURE SUMMARY

PAGE 35

SELECTION CRITERIA: ALL

FUND - 243 - JUSTICE CRT TECHNOLOGY

ACCOUNT	TITLE	BUDGET	PERIOD EXPENDITURES	ENCUMBRANCES OUTSTANDING	YEAR TO DATE ENC + EXP	AVAILABLE BALANCE	YTD/ BUD
2	SPECIAL REVENUE FUNDS	49,000.00	.00	.00	20,000.00	29,000.00	.41
TOTAL	SPECIAL REVENUE FUNDS	49,000.00	.00	.00	20,000.00	29,000.00	.41
TOTAL	SPECIAL REVENUE FUNDS	49,000.00	.00	.00	20,000.00	29,000.00	.41
455243	JP 1 JUSTICE CT TECH	21,494.13	.00	490.00	17,114.25	4,379.88	.80
TOTAL	JUSTICE OF PEACE PCT 1	21,494.13	.00	490.00	17,114.25	4,379.88	.80
456243	JP 2 JUSTICE CT TECH	4,758.58	.00	4,330.78	4,441.78	316.80	.93
TOTAL	JUSTICE OF PEACE PCT 2	4,758.58	.00	4,330.78	4,441.78	316.80	.93
457243	JP 3 JUSTICE CT TECH	14,754.49	.00	2,560.00	6,813.79	7,940.70	.46
TOTAL	JUSTICE OF PEACE PCT 3	14,754.49	.00	2,560.00	6,813.79	7,940.70	.46
458243	JP 4 JUSTICE CT TECH	16,881.84	.00	537.80	14,628.02	2,253.82	.87
TOTAL	JUSTICE OF PEACE PCT 4	16,881.84	.00	537.80	14,628.02	2,253.82	.87
459243	JP 5 JUSTICE CT TECH	3,417.36	.00	617.36	2,536.64	880.72	.74
TOTAL	JUSTICE OF PEACE PCT 5	3,417.36	.00	617.36	2,536.64	880.72	.74
TOTAL	JUDICIAL	61,306.40	.00	8,535.94	45,534.48	15,771.92	.74
TOTAL	JUSTICE CRT TECHNOLOGY	110,306.40	.00	8,535.94	65,534.48	44,771.92	.59

04/03/20

ACCOUNTING PERIOD: 7/20

MONTGOMERY COUNTY, TEXAS  
DEPT/DIV EXPENDITURE SUMMARY

PAGE 36

SELECTION CRITERIA: ALL

FUND - 244 - JUVENILE CASE MANAGER

ACCOUNT	TITLE	BUDGET	PERIOD EXPENDITURES	ENCUMBRANCES OUTSTANDING	YEAR TO DATE ENC + EXP	AVAILABLE BALANCE	YTD/ BUD
45512	JP 1-JUVENILE CASE DIV	128,940.00	.00	.00	31,357.02	97,582.98	.24
TOTAL	JUSTICE OF PEACE PCT 1	128,940.00	.00	.00	31,357.02	97,582.98	.24
45612	JP 2-JUVENILE CASE DIV	57,536.00	.00	.00	26,850.74	30,685.26	.47
TOTAL	JUSTICE OF PEACE PCT 2	57,536.00	.00	.00	26,850.74	30,685.26	.47
45712	JP 3-JUVENILE CASE DIV	70,062.00	.00	.00	31,838.86	38,223.14	.45
TOTAL	JUSTICE OF PEACE PCT 3	70,062.00	.00	.00	31,838.86	38,223.14	.45
45812	JP 4-JUVENILE CASE DIV	65,539.00	.00	.00	32,882.06	32,656.94	.50
TOTAL	JUSTICE OF PEACE PCT 4	65,539.00	.00	.00	32,882.06	32,656.94	.50
45912	JP 5-JUVENILE CASE DIV	55,115.00	.00	.00	24,809.18	30,305.82	.45
TOTAL	JUSTICE OF PEACE PCT 5	55,115.00	.00	.00	24,809.18	30,305.82	.45
TOTAL	JUDICIAL	377,192.00	.00	.00	147,737.86	229,454.14	.39
TOTAL	JUVENILE CASE MANAGER	377,192.00	.00	.00	147,737.86	229,454.14	.39

04/03/20

ACCOUNTING PERIOD: 7/20

MONTGOMERY COUNTY, TEXAS  
DEPT/DIV EXPENDITURE SUMMARY

PAGE 37

SELECTION CRITERIA: ALL

FUND - 254 - CONTRACT ELECTION SERVICE

ACCOUNT	TITLE	BUDGET	PERIOD EXPENDITURES	ENCUMBRANCES OUTSTANDING	YEAR TO DATE ENC + EXP	AVAILABLE BALANCE	YTD/ BUD
49041	CONTRACT ELEC DIRECT PAID	.00	.00	.00	116,105.05	-116,105.05	.00
49042	CONTRACT ELECT PAYROLL	.00	.00	7,792.00	298,499.34	-298,499.34	.00
TOTAL	ELECTIONS	.00	.00	7,792.00	414,604.39	-414,604.39	.00
TOTAL	ELECTIONS	.00	.00	7,792.00	414,604.39	-414,604.39	.00
TOTAL	CONTRACT ELECTION SERVICE	.00	.00	7,792.00	414,604.39	-414,604.39	.00

04/03/20  
ACCOUNTING PERIOD: 7/20

MONTGOMERY COUNTY, TEXAS  
DEPT/DIV EXPENDITURE SUMMARY

PAGE 38

SELECTION CRITERIA: ALL

FUND - 256 - MOCO GRANTS

ACCOUNT	TITLE	BUDGET	PERIOD EXPENDITURES	ENCUMBRANCES OUTSTANDING	YEAR TO DATE ENC + EXP	AVAILABLE BALANCE	YTD/ BUD
406900	ADMINISTRATION	177,019.96	.00	204.46	4,474.93	172,545.03	.03
406901	LMB BUYOUT PROGRAM	5,751,305.97	.00	.00	.00	5,751,305.97	.00
406902	LMB BP PROJECT DELIVERY	1,532,680.36	.00	.00	.00	1,532,680.36	.00
406903	UN BUYOUT PROGRAM	1,150,537.23	.00	.00	.00	1,150,537.23	.00
406904	UN BP PROJECT DELIVERY	306,609.64	.00	.00	.00	306,609.64	.00
TOTAL	CDBG-DR 2016 FLOODS	8,918,153.16	.00	204.46	4,474.93	8,913,678.23	.00
TOTAL	DISASTER RECOVERY GRANTS	8,918,153.16	.00	204.46	4,474.93	8,913,678.23	.00
TOTAL	HEALTH AND WELFARE	8,918,153.16	.00	204.46	4,474.93	8,913,678.23	.00
40670102	UASI 18-COM PREP & REG PL	30,132.09	.00	.00	30,132.09	.00	1.00
40670103	UASI 19-COM PREP/REG PLAN	411,716.46	.00	12,466.93	57,924.21	353,792.25	.14
TOTAL	COM PREP & REGIONAL PLAN	441,848.55	.00	12,466.93	88,056.30	353,792.25	.20
40670302	UASI 18-EOC/REG TECH SUST	18,776.66	.00	.00	18,776.66	.00	1.00
40670303	UASI 19-EOC/REG TECH SUST	76,110.00	.00	2,016.56	29,477.09	46,632.91	.39
TOTAL	EOC/REG TECH SUSTAINMENT	94,886.66	.00	2,016.56	48,253.75	46,632.91	.51
40670401	UASI 17-M & A	59,126.52	.00	.00	.00	59,126.52	.00
40670402	UASI 18-M & A	67,265.39	.00	11,690.63	19,078.08	48,187.31	.28
TOTAL	M & A	126,391.91	.00	11,690.63	19,078.08	107,313.83	.15
40670502	UASI 18-EOC ENHANCEMENTS	148,701.54	.00	339.94	26,766.66	121,934.88	.18
TOTAL	EOC ENHANCEMENTS	148,701.54	.00	339.94	26,766.66	121,934.88	.18
40670601	UASI 17-1ST RESP FC SPEC	660,288.14	.00	.00	660,288.14	.00	1.00
40670602	UASI 18-FR FC SPEC TEAM	333,000.00	.00	36,050.71	63,781.71	269,218.29	.19
TOTAL	1ST RESP FC SPEC TEAM SUS	993,288.14	.00	36,050.71	724,069.85	269,218.29	.73
40670701	UASI 17-1ST RESP LE SP RS	543,669.19	.00	.00	543,669.19	.00	1.00
40670702	UASI 18-FR LE SPEC RESPON	421,866.50	.00	1,883.62	1,883.62	419,982.88	.00
TOTAL	1ST RESP LE SPEC RESPONSE	965,535.69	.00	1,883.62	545,552.81	419,982.88	.57
40670801	UASI 18- PUB SAFETY VIDEO	200,000.00	.00	.00	3,606.70	196,393.30	.02
TOTAL	PUBLIC SAFETY VIDEO INIT	200,000.00	.00	.00	3,606.70	196,393.30	.02
TOTAL	HSGP GRANTS	2,970,652.49	.00	64,448.39	1,455,384.15	1,515,268.34	.49
TOTAL	EMERGENCY MANAGEMENT	2,970,652.49	.00	64,448.39	1,455,384.15	1,515,268.34	.49
TOTAL	PUBLIC SAFETY	2,970,652.49	.00	64,448.39	1,455,384.15	1,515,268.34	.49
TOTAL	MOCO GRANTS	11,888,805.65	.00	64,652.85	1,459,859.08	10,428,946.57	.12

04/03/20

ACCOUNTING PERIOD: 7/20

MONTGOMERY COUNTY, TEXAS  
DEPT/DIV EXPENDITURE SUMMARY

PAGE 39

SELECTION CRITERIA: ALL

FUND - 260 - FEDERAL ARRA GRANTS

ACCOUNT	TITLE	BUDGET	PERIOD EXPENDITURES	ENCUMBRANCES OUTSTANDING	YEAR TO DATE ENC + EXP	AVAILABLE BALANCE	YTD/ BUD
60007	BRINSAP	500,000.00	.00	.00	.00	500,000.00	.00
TOTAL	COUNTY ENGINEER	500,000.00	.00	.00	.00	500,000.00	.00
TOTAL	PUBLIC TRANSPORTATION	500,000.00	.00	.00	.00	500,000.00	.00
TOTAL	FEDERAL ARRA GRANTS	500,000.00	.00	.00	.00	500,000.00	.00

04/03/20

ACCOUNTING PERIOD: 7/20

MONTGOMERY COUNTY, TEXAS  
DEPT/DIV EXPENDITURE SUMMARY

PAGE 40

SELECTION CRITERIA: ALL

FUND - 261 - CC VITAL RECORDS PRES FND

ACCOUNT	TITLE	BUDGET	PERIOD EXPENDITURES	ENCUMBRANCES OUTSTANDING	YEAR TO DATE ENC + EXP	AVAILABLE BALANCE	YTD/ BUD
403261	VITAL RECORDS PRES	18,190.00	.00	5,420.00	9,270.32	8,919.68	.51
TOTAL	COUNTY CLERK	18,190.00	.00	5,420.00	9,270.32	8,919.68	.51
TOTAL	GENERAL ADMINISTRATION	18,190.00	.00	5,420.00	9,270.32	8,919.68	.51
TOTAL	CC VITAL RECORDS PRES FND	18,190.00	.00	5,420.00	9,270.32	8,919.68	.51

04/03/20

ACCOUNTING PERIOD: 7/20

MONTGOMERY COUNTY, TEXAS  
DEPT/DIV EXPENDITURE SUMMARY

PAGE 41

SELECTION CRITERIA: ALL

FUND - 358 - MONTG CO DEBT SERVICE

ACCOUNT	TITLE	BUDGET	PERIOD EXPENDITURES	ENCUMBRANCES OUTSTANDING	YEAR TO DATE ENC + EXP	AVAILABLE BALANCE	YTD/ BUD
6926	CERT OBLIGN 2010A-\$9.055M	934,800.00	.00	.00	933,300.00	1,500.00	1.00
TOTAL	CERT OBLIGN 2010A-\$9.055M	934,800.00	.00	.00	933,300.00	1,500.00	1.00
6927	C/O 2010B BABS-\$23.395 M	1,218,239.00	.00	.00	608,311.89	609,927.11	.50
TOTAL	C/O 2010B BABS-\$23.395 M	1,218,239.00	.00	.00	608,311.89	609,927.11	.50
6929	REFUNDING BOND 2012-\$35	2,767,975.00	.00	.00	2,314,177.50	453,797.50	.84
TOTAL	REFUNDING BOND 2012-\$35	2,767,975.00	.00	.00	2,314,177.50	453,797.50	.84
6932	C/O 2012-\$14.5	627,013.00	.00	.00	429,730.63	197,282.37	.69
TOTAL	C/O 2012-\$14.5	627,013.00	.00	.00	429,730.63	197,282.37	.69
6933	C/O 2012A-\$13,350,000	1,138,300.00	.00	.00	884,025.00	254,275.00	.78
TOTAL	C/O 2012A-\$13,350,000	1,138,300.00	.00	.00	884,025.00	254,275.00	.78
6935	REFUNDING BONDS 2014	6,452,457.00	.00	.00	6,450,956.25	1,500.75	1.00
TOTAL	REFUNDING BONDS 2014	6,452,457.00	.00	.00	6,450,956.25	1,500.75	1.00
6936	L/T REFUND 2014A 73510000	2,894,750.00	.00	.00	1,446,625.00	1,448,125.00	.50
TOTAL	L/T REFUND 2014A 73510000	2,894,750.00	.00	.00	1,446,625.00	1,448,125.00	.50
6937	REFUNDING BONDS 2016	2,945,350.00	.00	.00	1,472,677.50	1,472,672.50	.50
TOTAL	REFUNDING BONDS 2016	2,945,350.00	.00	.00	1,472,677.50	1,472,672.50	.50
6938	ROAD BONDS 2016-\$53.14MIL	2,453,500.00	.00	.00	1,226,752.50	1,226,747.50	.50
TOTAL	ROAD BONDS 2016-\$53.14MIL	2,453,500.00	.00	.00	1,226,752.50	1,226,747.50	.50
6939	REFUNDING BONDS 2016A	2,071,588.00	.00	.00	1,035,796.25	1,035,791.75	.50
TOTAL	REFUNDING BONDS 2016A	2,071,588.00	.00	.00	1,035,796.25	1,035,791.75	.50
6940	ROAD BONDS 2016A	4,939,650.00	.00	.00	3,243,702.50	1,695,947.50	.66
TOTAL	ROAD BONDS 2016A	4,939,650.00	.00	.00	3,243,702.50	1,695,947.50	.66
6942	ROAD BONDS, SERIES 2018	3,048,225.00	.00	.00	2,023,162.50	1,025,062.50	.66
TOTAL	ROAD BONDS, SERIES 2018	3,048,225.00	.00	.00	2,023,162.50	1,025,062.50	.66
6943	REF BONDS, SERIES 2018	1,080,100.00	.00	.00	540,106.25	539,993.75	.50
TOTAL	REF BONDS, SERIES 2018	1,080,100.00	.00	.00	540,106.25	539,993.75	.50
6944	ROAD BONDS, SERIES 2018B	4,383,300.00	.00	.00	2,447,956.25	1,935,343.75	.56
TOTAL	ROAD BONDS, SERIES 2018B	4,383,300.00	.00	.00	2,447,956.25	1,935,343.75	.56
TOTAL	DEBT SERVICE	36,955,247.00	.00	.00	25,057,280.02	11,897,966.98	.68
TOTAL	MONTG CO DEBT SERVICE	36,955,247.00	.00	.00	25,057,280.02	11,897,966.98	.68

04/03/20

ACCOUNTING PERIOD: 7/20

MONTGOMERY COUNTY, TEXAS  
DEPT/DIV EXPENDITURE SUMMARY

PAGE 42

SELECTION CRITERIA: ALL

FUND - 40012 - C/P-CERT OBLIGN 2012

ACCOUNT	TITLE	BUDGET	PERIOD EXPENDITURES	ENCUMBRANCES OUTSTANDING	YEAR TO DATE ENC + EXP	AVAILABLE BALANCE	YTD/ BUD
503121	NETWK CLOSET ACCESS-CJIS	296,744.63	.00	31,083.02	183,814.48	112,930.15	.62
TOTAL	MAJOR PROJ 2012 - IT	296,744.63	.00	31,083.02	183,814.48	112,930.15	.62
510120	COUNTY WIDE ROOF PROJECT	402,626.96	.00	.00	364,928.73	37,698.23	.91
510121	AC NEW SECURITY IT ROOMS	49,320.29	.00	.00	.00	49,320.29	.00
510124	HVAC CONTROLS-JUV/BLD MNT	33,766.87	.00	.00	33,766.87	.00	1.00
TOTAL	MAJOR PRO 2012-BLD MNT	485,714.12	.00	.00	398,695.60	87,018.52	.82
TOTAL	CAPITAL PROJECTS	782,458.75	.00	31,083.02	582,510.08	199,948.67	.74
TOTAL	C/P-CERT OBLIGN 2012	782,458.75	.00	31,083.02	582,510.08	199,948.67	.74

04/03/20

ACCOUNTING PERIOD: 7/20

MONTGOMERY COUNTY, TEXAS  
DEPT/DIV EXPENDITURE SUMMARY

PAGE 43

SELECTION CRITERIA: ALL

FUND - 40013 - C/P-C/O 2012A-\$15,880,000

ACCOUNT	TITLE	BUDGET	PERIOD EXPENDITURES	ENCUMBRANCES OUTSTANDING	YEAR TO DATE ENC + EXP	AVAILABLE BALANCE	YTD/ BUD
6124013	COMMISSIONER PCT 1	166,285.61	.00	.00	.00	166,285.61	.00
TOTAL	COMMISSIONER PCT 1	166,285.61	.00	.00	.00	166,285.61	.00
TOTAL	CAPITAL PROJECTS	166,285.61	.00	.00	.00	166,285.61	.00
4	CAPITAL PROJECTS FUNDS	.00	.00	.00	210,644.21	-210,644.21	.00
TOTAL	CAPITAL PROJECTS FUNDS	.00	.00	.00	210,644.21	-210,644.21	.00
TOTAL	CAPITAL PROJECTS FUNDS	.00	.00	.00	210,644.21	-210,644.21	.00
TOTAL	C/P-C/O 2012A-\$15,880,000	166,285.61	.00	.00	210,644.21	-44,358.60	1.27

04/03/20

ACCOUNTING PERIOD: 7/20

MONTGOMERY COUNTY, TEXAS  
DEPT/DIV EXPENDITURE SUMMARY

PAGE 44

SELECTION CRITERIA: ALL

FUND - 40014 - C/P P-T TOLL PROJECTS

ACCOUNT	TITLE	BUDGET	PERIOD EXPENDITURES	ENCUMBRANCES OUTSTANDING	YEAR TO DATE ENC + EXP	AVAILABLE BALANCE	YTD/ BUD
61340214	COMMISSIONER PCT 2	5,336,976.50	.00	.00	.00	5,336,976.50	.00
TOTAL	COMMISSIONER PCT 2	5,336,976.50	.00	.00	.00	5,336,976.50	.00
61540214	COMMISSIONER PCT 4	5,336,976.54	.00	.00	.00	5,336,976.54	.00
TOTAL	COMMISSIONER PCT 4	5,336,976.54	.00	.00	.00	5,336,976.54	.00
TOTAL	PUBLIC TRANSPORTATION	10,673,953.04	.00	.00	.00	10,673,953.04	.00
TOTAL	C/P P-T TOLL PROJECTS	10,673,953.04	.00	.00	.00	10,673,953.04	.00

04/03/20

ACCOUNTING PERIOD: 7/20

MONTGOMERY COUNTY, TEXAS  
DEPT/DIV EXPENDITURE SUMMARY

PAGE 45

SELECTION CRITERIA: ALL

FUND - 40016 - C/P SHERIFF PROJECTS

ACCOUNT	TITLE	BUDGET	PERIOD EXPENDITURES	ENCUMBRANCES OUTSTANDING	YEAR TO DATE ENC + EXP	AVAILABLE BALANCE	YTD/ BUD
5126	C/P SHERIFF SUBSTATION	357,500.00	.00	315,500.00	357,500.00	.00	1.00
TOTAL	JAIL	357,500.00	.00	315,500.00	357,500.00	.00	1.00
61360001	DIST 4 SUBSTATION	2,400,000.00	.00	.00	.00	2,400,000.00	.00
TOTAL	CAPITAL PROJ-DIST4 SUBSTA	2,400,000.00	.00	.00	.00	2,400,000.00	.00
TOTAL	CAPITAL PROJECTS	2,757,500.00	.00	315,500.00	357,500.00	2,400,000.00	.13
4	CAPITAL PROJECTS FUNDS	1,500,000.00	.00	.00	.00	1,500,000.00	.00
TOTAL	CAPITAL PROJECTS FUNDS	1,500,000.00	.00	.00	.00	1,500,000.00	.00
TOTAL	CAPITAL PROJECTS FUNDS	1,500,000.00	.00	.00	.00	1,500,000.00	.00
TOTAL	C/P SHERIFF PROJECTS	4,257,500.00	.00	315,500.00	357,500.00	3,900,000.00	.08

04/03/20  
ACCOUNTING PERIOD: 7/20

MONTGOMERY COUNTY, TEXAS  
DEPT/DIV EXPENDITURE SUMMARY

PAGE 46

SELECTION CRITERIA: ALL

FUND - 40017 - LOCAL CAPITAL PROJECTS

ACCOUNT	TITLE	BUDGET	PERIOD EXPENDITURES	ENCUMBRANCES OUTSTANDING	YEAR TO DATE ENC + EXP	AVAILABLE BALANCE	YTD/ BUD
4066002	EM - RENOVATIONS	2,244.00	.00	.00	.00	2,244.00	.00
TOTAL	CAPITAL PROJ-EMERG MGMT	2,244.00	.00	.00	.00	2,244.00	.00
40912	402 W PHILLIPS PURCHASE	10,000.00	.00	.00	.00	10,000.00	.00
TOTAL	NON-DEPARTMENTAL	10,000.00	.00	.00	.00	10,000.00	.00
4096001	NONDEPT - CO WIDE FACILIT	4,643.07	.00	2,143.07	2,143.07	2,500.00	.46
4096002	NONDEPT-EAST CO CRTS ANX	2,150,000.00	.00	.00	10,000.00	2,140,000.00	.00
TOTAL	CAPITAL PROJ-CO WIDE FAC	2,154,643.07	.00	2,143.07	12,143.07	2,142,500.00	.01
46560001	REFLECTIVE TINT (CT HSE)	14,224.00	.00	.00	.00	14,224.00	.00
46560002	BULLETPROOF GLASS/REINFOR	159,111.00	.00	.00	.00	159,111.00	.00
TOTAL	CAPITAL PROJ-COURT OPER	173,335.00	.00	.00	.00	173,335.00	.00
4996001	TAX OFFICE CIP	198,709.03	.00	.00	.00	198,709.03	.00
TOTAL	CAPITAL PROJ-TAX OFFICE	198,709.03	.00	.00	.00	198,709.03	.00
50360001	ICAC EVIDENCE STORAGE	1,435.44	.00	.00	.00	1,435.44	.00
50360002	COMPELLANT STORAGE-LOCAL	438,046.72	.00	.00	437,247.74	798.98	1.00
50360003	IT SECURITY ACCESS SYSTEM	408,085.06	.00	10,660.24	120,710.75	287,374.31	.30
50360004	IT SECURITY PROJ 2	85,673.88	.00	486.41	86,165.88	-492.00	1.01
50360005	ENTERPRISE RESOURCE PLAN	4,311,978.77	.00	131,644.81	534,521.78	3,777,456.99	.12
50360006	COUNTY WIDE PHONE PROJECT	348,439.00	.00	.00	.00	348,439.00	.00
50360007	MOTOROLA/SPILLMAN UPDATE	2,220,789.28	.00	2,026,442.88	2,026,442.88	194,346.40	.91
50360008	NETWK CLOSET ACCESS-CJIS	400,000.00	.00	5,187.80	40,141.54	359,858.46	.10
50360009	TRAFFIC OPS LAND PURCH-IT	1,500,000.00	.00	39,807.95	1,372,186.53	127,813.47	.91
TOTAL	CAPITAL PROJ-IT	9,714,448.15	.00	2,214,230.09	4,617,417.10	5,097,031.05	.48
51083	DISTRICT 2 SHERIFF BLDG	1,573,828.97	.00	.00	.00	1,573,828.97	.00
51084	SPRING CREEK REMODEL PCT3	5,373.12	.00	.00	.00	5,373.12	.00
51089	EXTENSION OFFICE PARKING	228,748.63	.00	245,374.50	206,826.45	21,922.18	.90
TOTAL	BLDG MAINT/CONSTRUCTION	1,807,950.72	.00	245,374.50	206,826.45	1,601,124.27	.11
51060011	COUNTY WIDE ROOF MGMT	1,635,595.37	.00	.00	133,580.28	1,502,015.09	.08
51060017	FIRE ALARM UPGRADES	26,723.00	.00	.00	.00	26,723.00	.00
51060018	ELEVATOR UPGRADE-ALWORTH	42,736.00	.00	21,270.00	42,736.00	.00	1.00
56060001	RADIO TOWER	4,532,577.15	.00	1,201,306.17	3,612,883.57	919,693.58	.80
TOTAL	CAPITAL PROJ-BLDG MAINT	6,237,631.52	.00	1,222,576.17	3,789,199.85	2,448,431.67	.61
51216001	A/C UNIT JAIL	80,000.00	.00	42,006.14	42,006.14	37,993.86	.53
TOTAL	JAIL CAPITAL PROJECTS	80,000.00	.00	42,006.14	42,006.14	37,993.86	.53
5136001	LONE STAR FLOOR/PARTITION	50,000.00	.00	.00	50,000.00	.00	1.00
TOTAL	CIVIC CENTER CAPITAL IMPR	50,000.00	.00	.00	50,000.00	.00	1.00
51360002	CONVENTION CTR-RECARPET	89,645.00	.00	.00	87,856.80	1,788.20	.98
TOTAL	CAPITAL PROJ-CIVIC CENTER	89,645.00	.00	.00	87,856.80	1,788.20	.98
6136001	DISTRICT 4 SUBSTATION	1,131,523.00	.00	326,780.80	1,131,523.00	.00	1.00

04/03/20

ACCOUNTING PERIOD: 7/20

MONTGOMERY COUNTY, TEXAS  
DEPT/DIV EXPENDITURE SUMMARY

PAGE 47

SELECTION CRITERIA: ALL

FUND - 40017 - LOCAL CAPITAL PROJECTS

ACCOUNT	TITLE	BUDGET	PERIOD EXPENDITURES	ENCUMBRANCES OUTSTANDING	YEAR TO DATE ENC + EXP	AVAILABLE BALANCE	YTD/ BUD
TOTAL	CAPITAL PROJ-DIST4 SUBSTA	1,131,523.00	.00	326,780.80	1,131,523.00	.00	1.00
62916001	AIRPORT TAXIWAY REPAIR	330,000.00	.00	.00	.00	330,000.00	.00
TOTAL	CAPITAL PROJECTS-AIRPORT	330,000.00	.00	.00	.00	330,000.00	.00
63060001	FORENSICS CENTER	6,420,285.00	.00	1,141,031.51	1,190,900.00	5,229,385.00	.19
TOTAL	CAPITAL PROJ-FORENSICS	6,420,285.00	.00	1,141,031.51	1,190,900.00	5,229,385.00	.19
TOTAL	CAPITAL PROJECTS	28,400,414.49	.00	5,194,142.28	11,127,872.41	17,272,542.08	.39
4	CAPITAL PROJECTS FUNDS	93,510.74	.00	.00	.00	93,510.74	.00
TOTAL	CAPITAL PROJECTS FUNDS	93,510.74	.00	.00	.00	93,510.74	.00
TOTAL	CAPITAL PROJECTS FUNDS	93,510.74	.00	.00	.00	93,510.74	.00
TOTAL	LOCAL CAPITAL PROJECTS	28,493,925.23	.00	5,194,142.28	11,127,872.41	17,366,052.82	.39

04/03/20

ACCOUNTING PERIOD: 7/20

MONTGOMERY COUNTY, TEXAS  
DEPT/DIV EXPENDITURE SUMMARY

PAGE 48

SELECTION CRITERIA: ALL

FUND - 40018 - C/P ROAD BONDS 2016, \$60M

ACCOUNT	TITLE	BUDGET	PERIOD EXPENDITURES	ENCUMBRANCES OUTSTANDING	YEAR TO DATE ENC + EXP	AVAILABLE BALANCE	YTD/ BUD
6124014	COMMISSIONER PCT 1	769,914.36	.00	181,265.19	198,745.00	571,169.36	.26
TOTAL	COMMISSIONER PCT 1	769,914.36	.00	181,265.19	198,745.00	571,169.36	.26
6134014	COMMISSIONER PCT 2	784,873.88	.00	22,068.42	88,742.04	696,131.84	.11
TOTAL	COMMISSIONER PCT 2	784,873.88	.00	22,068.42	88,742.04	696,131.84	.11
6144014	COMMISSIONER PCT 3	695,144.83	.00	240,877.85	695,144.83	.00	1.00
TOTAL	COMMISSIONER PCT 3	695,144.83	.00	240,877.85	695,144.83	.00	1.00
6154014	COMMISSIONER PCT 4	3,210,005.25	.00	2,728,368.79	2,881,745.78	328,259.47	.90
TOTAL	COMMISSIONER PCT 4	3,210,005.25	.00	2,728,368.79	2,881,745.78	328,259.47	.90
TOTAL	CAPITAL PROJECTS	5,459,938.32	.00	3,172,580.25	3,864,377.65	1,595,560.67	.71
TOTAL	C/P ROAD BONDS 2016, \$60M	5,459,938.32	.00	3,172,580.25	3,864,377.65	1,595,560.67	.71

04/03/20

ACCOUNTING PERIOD: 7/20

MONTGOMERY COUNTY, TEXAS  
DEPT/DIV EXPENDITURE SUMMARY

PAGE 49

SELECTION CRITERIA: ALL

FUND - 40019 - C/P ROAD BONDS 2016A

ACCOUNT	TITLE	BUDGET	PERIOD EXPENDITURES	ENCUMBRANCES OUTSTANDING	YEAR TO DATE ENC + EXP	AVAILABLE BALANCE	YTD/ BUD
6124015	COMMISSIONER PCT1	305,492.65	.00	53,680.19	150,027.51	155,465.14	.49
TOTAL	COMMISSIONER PCT1	305,492.65	.00	53,680.19	150,027.51	155,465.14	.49
6134015	COMMISSIONER PCT 2	1,747,093.31	.00	67,097.00	147,518.42	1,599,574.89	.08
TOTAL	COMMISSIONER PCT 2	1,747,093.31	.00	67,097.00	147,518.42	1,599,574.89	.08
6144015	COMMISSIONER PCT 3	10,460,992.19	.00	4,299,892.06	10,459,567.90	1,424.29	1.00
TOTAL	COMMISSIONER PCT 3	10,460,992.19	.00	4,299,892.06	10,459,567.90	1,424.29	1.00
6154015	COMMISSIONER PCT 4	5,328,404.23	.00	4,242,828.50	5,668,696.95	-340,292.72	1.06
TOTAL	COMMISSIONER PCT 4	5,328,404.23	.00	4,242,828.50	5,668,696.95	-340,292.72	1.06
TOTAL	CAPITAL PROJECTS	17,841,982.38	.00	8,663,497.75	16,425,810.78	1,416,171.60	.92
TOTAL	C/P ROAD BONDS 2016A	17,841,982.38	.00	8,663,497.75	16,425,810.78	1,416,171.60	.92

04/03/20

ACCOUNTING PERIOD: 7/20

MONTGOMERY COUNTY, TEXAS  
DEPT/DIV EXPENDITURE SUMMARY

PAGE 50

SELECTION CRITERIA: ALL

FUND - 40020 - C/P ROAD BONDS 2018

ACCOUNT	TITLE	BUDGET	PERIOD EXPENDITURES	ENCUMBRANCES OUTSTANDING	YEAR TO DATE ENC + EXP	AVAILABLE BALANCE	YTD/ BUD
6124016	COMMISSIONER PCT1	5,127,888.77	.00	4,269,756.93	4,886,611.81	241,276.96	.95
TOTAL	COMMISSIONER PCT1	5,127,888.77	.00	4,269,756.93	4,886,611.81	241,276.96	.95
6134016	COMMISSIONER PCT 2	4,073,989.69	.00	2,660,431.10	2,684,429.25	1,389,560.44	.66
TOTAL	COMMISSIONER PCT 2	4,073,989.69	.00	2,660,431.10	2,684,429.25	1,389,560.44	.66
6144016	COMMISSIONER PCT3	13,029,975.19	.00	6,393,495.95	5,922,757.21	7,107,217.98	.45
TOTAL	COMMISSIONER PCT3	13,029,975.19	.00	6,393,495.95	5,922,757.21	7,107,217.98	.45
6154016	COMMISSIONER PCT4	5,082,132.33	.00	77,533.17	464,001.73	4,618,130.60	.09
TOTAL	COMMISSIONER PCT4	5,082,132.33	.00	77,533.17	464,001.73	4,618,130.60	.09
TOTAL	CAPITAL PROJECTS	27,313,985.98	.00	13,401,217.15	13,957,800.00	13,356,185.98	.51
TOTAL	C/P ROAD BONDS 2018	27,313,985.98	.00	13,401,217.15	13,957,800.00	13,356,185.98	.51

04/03/20

ACCOUNTING PERIOD: 7/20

MONTGOMERY COUNTY, TEXAS  
DEPT/DIV EXPENDITURE SUMMARY

PAGE 51

SELECTION CRITERIA: ALL

FUND - 40021 - C/P ROAD BONDS 2018B

ACCOUNT	TITLE	BUDGET	PERIOD EXPENDITURES	ENCUMBRANCES OUTSTANDING	YEAR TO DATE ENC + EXP	AVAILABLE BALANCE	YTD/ BUD
6124017	COMMISSIONER PCT 1	13,967,848.71	.00	4,528,578.28	7,037,104.06	6,930,744.65	.50
TOTAL	COMMISSIONER PCT 1	13,967,848.71	.00	4,528,578.28	7,037,104.06	6,930,744.65	.50
6134017	COMMISSIONER PCT 2	20,928,982.32	.00	12,248,664.52	16,391,210.90	4,537,771.42	.78
TOTAL	COMMISSIONER PCT 2	20,928,982.32	.00	12,248,664.52	16,391,210.90	4,537,771.42	.78
6144017	COMMISSIONER PCT 3	3,600,000.00	.00	.00	.00	3,600,000.00	.00
TOTAL	COMMISSIONER PCT 3	3,600,000.00	.00	.00	.00	3,600,000.00	.00
6154017	COMMISSIONER PCT 4	42,972,086.00	.00	20,935.50	20,935.50	42,951,150.50	.00
TOTAL	COMMISSIONER PCT 4	42,972,086.00	.00	20,935.50	20,935.50	42,951,150.50	.00
TOTAL	CAPITAL PROJECTS	81,468,917.03	.00	16,798,178.30	23,449,250.46	58,019,666.57	.29
TOTAL	C/P ROAD BONDS 2018B	81,468,917.03	.00	16,798,178.30	23,449,250.46	58,019,666.57	.29

04/03/20  
ACCOUNTING PERIOD: 7/20

MONTGOMERY COUNTY, TEXAS  
DEPT/DIV EXPENDITURE SUMMARY

PAGE 52

SELECTION CRITERIA: ALL

FUND - 500 - TOLL ROAD AUTHORITY

ACCOUNT	TITLE	BUDGET	PERIOD EXPENDITURES	ENCUMBRANCES OUTSTANDING	YEAR TO DATE ENC + EXP	AVAILABLE BALANCE	YTD/ BUD
5	ENTERPRISE FUND	2,462,470.00	.00	.00	.00	2,462,470.00	.00
TOTAL	ENTERPRISE FUND	2,462,470.00	.00	.00	.00	2,462,470.00	.00
TOTAL	ENTERPRISE FUND	2,462,470.00	.00	.00	.00	2,462,470.00	.00
50002	249 TOLL PROJECT	32,297,958.03	.00	10,594,716.89	26,155,590.14	6,142,367.89	.81
500020	WETLANDS MITIGATION	87,300.00	.00	.00	.00	87,300.00	.00
TOTAL	249 TOLL PROJECT	32,385,258.03	.00	10,594,716.89	26,155,590.14	6,229,667.89	.81
500021	SH 249 OPERATIONS	2,809,780.00	.00	.00	46,716.28	2,763,063.72	.02
TOTAL	SH 249 OPERATIONS	2,809,780.00	.00	.00	46,716.28	2,763,063.72	.02
50003	242 TOLL PROJECT	19,799.34	.00	.00	44,815.79	-25,016.45	2.26
TOTAL	242 TOLL PROJECT	19,799.34	.00	.00	44,815.79	-25,016.45	2.26
TOTAL	PUBLIC TRANSPORTATION	35,214,837.37	.00	10,594,716.89	26,247,122.21	8,967,715.16	.75
TOTAL	TOLL ROAD AUTHORITY	37,677,307.37	.00	10,594,716.89	26,247,122.21	11,430,185.16	.70

04/03/20

ACCOUNTING PERIOD: 7/20

MONTGOMERY COUNTY, TEXAS  
DEPT/DIV EXPENDITURE SUMMARY

PAGE 53

SELECTION CRITERIA: ALL

FUND - 501 - MCTRA DEBT SERVICE FUND

ACCOUNT	TITLE	BUDGET	PERIOD EXPENDITURES	ENCUMBRANCES OUTSTANDING	YEAR TO DATE ENC + EXP	AVAILABLE BALANCE	YTD/ BUD
50101	SR LIEN REV BONDS 2018	2,462,470.00	.00	.00	.00	2,462,470.00	.00
TOTAL	SR LIEN REV BONDS 2018	2,462,470.00	.00	.00	.00	2,462,470.00	.00
TOTAL	DEBT SERVICE FUNDS	2,462,470.00	.00	.00	.00	2,462,470.00	.00
TOTAL	MCTRA DEBT SERVICE FUND	2,462,470.00	.00	.00	.00	2,462,470.00	.00

04/03/20  
ACCOUNTING PERIOD: 7/20  
SELECTION CRITERIA: ALL

MONTGOMERY COUNTY, TEXAS  
DEPT/DIV EXPENDITURE SUMMARY

PAGE 54

FUND - 670 - SELF INSURANCE MEDICAL FD

ACCOUNT	TITLE	BUDGET	PERIOD EXPENDITURES	ENCUMBRANCES OUTSTANDING	YEAR TO DATE ENC + EXP	AVAILABLE BALANCE	YTD/ BUD
4023	EMPLOYEE HEALTH	.00	.00	.00	15,777,206.78	-15,777,206.78	.00
4024	RETIREE HEALTH	.00	.00	.00	1,860,292.72	-1,860,292.72	.00
4025	OPTIONAL BENEFITS	.00	.00	.00	930,168.82	-930,168.82	.00
4028	COBRA COVERAGE	.00	.00	.00	11,589.56	-11,589.56	.00
4029	EMPLOYEE LIFE	.00	.00	.00	75,273.80	-75,273.80	.00
TOTAL	RISK MANAGEMENT	.00	.00	.00	18,654,531.68	-18,654,531.68	.00
TOTAL	GENERAL ADMINISTRATION	.00	.00	.00	18,654,531.68	-18,654,531.68	.00
TOTAL	SELF INSURANCE MEDICAL FD	.00	.00	.00	18,654,531.68	-18,654,531.68	.00

04/03/20  
 ACCOUNTING PERIOD: 7/20  
 SELECTION CRITERIA: ALL

MONTGOMERY COUNTY, TEXAS  
 DEPT/DIV EXPENDITURE SUMMARY

PAGE 55

FUND - 671 - SELF INSURANCE W/C FUND

ACCOUNT	TITLE	BUDGET	PERIOD EXPENDITURES	ENCUMBRANCES OUTSTANDING	YEAR TO DATE ENC + EXP	AVAILABLE BALANCE	YTD/ BUD
40210	RISK MGT-WORKERS COMP	.00	.00	182,123.00	683,602.33	-683,602.33	.00
TOTAL	RISK MANAGEMENT	.00	.00	182,123.00	683,602.33	-683,602.33	.00
TOTAL	GENERAL ADMINISTRATION	.00	.00	182,123.00	683,602.33	-683,602.33	.00
TOTAL	SELF INSURANCE W/C FUND	.00	.00	182,123.00	683,602.33	-683,602.33	.00

04/03/20

ACCOUNTING PERIOD: 7/20

MONTGOMERY COUNTY, TEXAS  
DEPT/DIV EXPENDITURE SUMMARY

PAGE 56

SELECTION CRITERIA: ALL

FUND - 672 - SELF INS ACIDENT AND LIAB

ACCOUNT	TITLE	BUDGET	PERIOD EXPENDITURES	ENCUMBRANCES OUTSTANDING	YEAR TO DATE ENC + EXP	AVAILABLE BALANCE	YTD/ BUD
40220	RISK MGT-PROP/CASLTY/LIAB	.00	.00	655,054.00	1,470,790.75	-1,470,790.75	.00
TOTAL	RISK MANAGEMENT	.00	.00	655,054.00	1,470,790.75	-1,470,790.75	.00
TOTAL	GENERAL ADMINISTRATION	.00	.00	655,054.00	1,470,790.75	-1,470,790.75	.00
TOTAL	SELF INS ACIDENT AND LIAB	.00	.00	655,054.00	1,470,790.75	-1,470,790.75	.00

04/03/20

ACCOUNTING PERIOD: 7/20

MONTGOMERY COUNTY, TEXAS  
DEPT/DIV EXPENDITURE SUMMARY

PAGE 57

SELECTION CRITERIA: ALL

FUND - 673 - WELLNESS CLINIC

ACCOUNT	TITLE	BUDGET	PERIOD EXPENDITURES	ENCUMBRANCES OUTSTANDING	YEAR TO DATE ENC + EXP	AVAILABLE BALANCE	YTD/ BUD
4026	WELLNESS CLINIC	.00	.00	108,122.47	809,959.10	-809,959.10	.00
TOTAL	RISK MANAGEMENT	.00	.00	108,122.47	809,959.10	-809,959.10	.00
TOTAL	GENERAL ADMINISTRATION	.00	.00	108,122.47	809,959.10	-809,959.10	.00
TOTAL	WELLNESS CLINIC	.00	.00	108,122.47	809,959.10	-809,959.10	.00
TOTAL REPORT		627,824,182.55	.00	79,153,765.54	312,218,355.56	315,605,826.99	.50



**Montgomery County, Texas**  
**Office of the County Auditor**  
501 North Thompson, Suite 205, Conroe, Texas 77301  
P. O. Box 539, Conroe, Texas 77305

Rakesh Pandey, CPA  
County Auditor

Angela H. Blocker  
1<sup>st</sup> Assistant County Auditor

TO: Commissioners Court

FROM: Rakesh Pandey, County Auditor *RP*

DATE: April 28, 2020

RE: County Auditor's Report

The following reports "Dept/Div Revenue Summary" and "Dept/Div Expenditure Summary" are provided to the Commissioners Court in compliance with Local Government Code 114.024.

If you have any questions, please do not hesitate to contact me.

RP/kgd

04/21/20  
ACCOUNTING PERIOD: 7/20

MONTGOMERY COUNTY, TEXAS  
DEPT/DIV REVENUE SUMMARY

PAGE 1

SELECTION CRITERIA: ALL

FUND - 110 - GENERAL FUND

ACCOUNT	TITLE	BUDGET	PERIOD RECEIPTS	RECEIVABLES	YEAR TO DATE REVENUE	BALANCE	YTD/ BUD
1	GENERAL FUND	209,795,842.69	702,744.90	.00	194,898,997.36	14,896,845.33	.93
TOTAL	GENERAL FUND	209,795,842.69	702,744.90	.00	194,898,997.36	14,896,845.33	.93
TOTAL	GENERAL FUND	209,795,842.69	702,744.90	.00	194,898,997.36	14,896,845.33	.93
402	RISK MANAGEMENT	.00	.00	.00	13,923.80	-13,923.80	.00
TOTAL	RISK MANAGEMENT	.00	.00	.00	13,923.80	-13,923.80	.00
601	PERMITS	575,000.00	25,625.00	.00	319,275.00	255,725.00	.56
TOTAL	PERMITS	575,000.00	25,625.00	.00	319,275.00	255,725.00	.56
TOTAL	GENERAL ADMINISTRATION	575,000.00	25,625.00	.00	333,198.80	241,801.20	.58
4095	ECONOMIC DEVELOPMENT	2,390,174.00	.00	.00	1,849,447.77	540,726.23	.77
TOTAL	NON-DEPARTMENTAL	2,390,174.00	.00	.00	1,849,447.77	540,726.23	.77
499	TAX ASSESSOR/COLLECTOR	5,504,704.00	989,031.28	.00	1,767,549.88	3,737,154.12	.32
4991	TAX A/C-VEH INV TAX	16,276.00	1,725.00	.00	1,801.50	14,474.50	.11
4992	TAX A/C-RENDITION PENALTY	6,000.00	.00	.00	.00	6,000.00	.00
4993	TAX A/C-VTR DIVISION	.00	.00	.00	1,175.00	-1,175.00	.00
TOTAL	TAX ASSESSOR/COLLECTOR	5,526,980.00	990,756.28	.00	1,770,526.38	3,756,453.62	.32
TOTAL	FINANCIAL ADMINISTRATION	7,917,154.00	990,756.28	.00	3,619,974.15	4,297,179.85	.46
6511	MEMORIAL LIBRARY	90,000.00	.00	.00	39,556.80	50,443.20	.44
651121	PURVIS TRANS-TOCKER GRANT	58,221.00	.00	.00	.00	58,221.00	.00
TOTAL	PURVIS BR LIBR- MAGNOLIA	58,221.00	.00	.00	.00	58,221.00	.00
TOTAL	MEMORIAL LIBRARY	148,221.00	.00	.00	39,556.80	108,664.20	.27
6611	HIST COMM DONATIONS	2,250.00	.00	.00	2,250.00	.00	1.00
TOTAL	HIST COMM DONATIONS	2,250.00	.00	.00	2,250.00	.00	1.00
TOTAL	CULTURE AND RECREATION	150,471.00	.00	.00	41,806.80	108,664.20	.28
509	BLDG CUSTODIAL SERVICES	.00	.00	.00	3,470.14	-3,470.14	.00
TOTAL	BLDG CUSTODIAL SERVICES	.00	.00	.00	3,470.14	-3,470.14	.00
5121	JAIL	268,608.22	.00	.00	274,963.22	-6,355.00	1.02
TOTAL	JAIL	268,608.22	.00	.00	274,963.22	-6,355.00	1.02
513	CONVENTION CENTER COMPLEX	1,345,000.00	50,929.84	.00	626,563.21	718,436.79	.47
TOTAL	CONVENTION CENTER COMPLEX	1,345,000.00	50,929.84	.00	626,563.21	718,436.79	.47
TOTAL	FACILITIES	1,613,608.22	50,929.84	.00	904,996.57	708,611.65	.56
6303	FORENSIC SERVICES	151,250.00	7,630.10	.00	100,092.30	51,157.70	.66
630313	FORENSICS DEPT ACER GRANT	.00	.00	.00	6,103.43	-6,103.43	.00
TOTAL	MEDICAL HEALTH	151,250.00	7,630.10	.00	106,195.73	45,054.27	.70

04/21/20  
ACCOUNTING PERIOD: 7/20

MONTGOMERY COUNTY, TEXAS  
DEPT/DIV REVENUE SUMMARY

PAGE 2

SELECTION CRITERIA: ALL

FUND - 110 - GENERAL FUND

ACCOUNT	TITLE	BUDGET	PERIOD RECEIPTS	RECEIVABLES	YEAR TO DATE REVENUE	BALANCE	YTD/ BUD
633	ANIMAL SERVICES	130,000.00	470.00	.00	139,738.00	-9,738.00	1.07
TOTAL	ANIMAL SERVICES	130,000.00	470.00	.00	139,738.00	-9,738.00	1.07
63311	ANIMAL SHELTER DONATIONS	31,557.06	2,556.21	.00	83,143.56	-51,586.50	2.63
63315	ANIMAL SHELTER-PETCO 2018	.00	.00	.00	3,338.68	-3,338.68	.00
633151	20-21 PETCO-LIFESAV INVES	150,000.00	150,000.00	.00	150,000.00	.00	1.00
63317	PET RETENTION GRANT	-37,759.28	.00	.00	1.00	-37,760.28	.00
63318	ANIMAL SHELTER WELLNESS	28,257.50	759.00	.00	36,089.50	-7,832.00	1.28
TOTAL	ANIMAL SHELTER	172,055.28	153,315.21	.00	272,572.74	-100,517.46	1.58
640	CHILD WELFARE	6,515.99	.00	.00	-1,714.99	8,230.98	-.26
64011	CONCRETE SERVICES	.00	.00	.00	-669.19	669.19	.00
TOTAL	CHILD WELFARE	6,515.99	.00	.00	-2,384.18	8,900.17	-.37
TOTAL	HEALTH AND WELFARE	459,821.27	161,415.31	.00	516,122.29	-56,301.02	1.12
426	COUNTY COURT AT LAW #1	84,000.00	.00	.00	42,000.00	42,000.00	.50
TOTAL	COUNTY COURT AT LAW #1	84,000.00	.00	.00	42,000.00	42,000.00	.50
427	COUNTY COURT AT LAW #2	84,000.00	.00	.00	42,000.00	42,000.00	.50
TOTAL	COUNTY COURT AT LAW #2	84,000.00	.00	.00	42,000.00	42,000.00	.50
429	COUNTY COURT AT LAW #3	84,000.00	.00	.00	42,000.00	42,000.00	.50
TOTAL	COUNTY COURT AT LAW #3	84,000.00	.00	.00	42,000.00	42,000.00	.50
430	COUNTY COURT AT LAW #4	84,000.00	.00	.00	42,000.00	42,000.00	.50
TOTAL	COUNTY COURT AT LAW #4	84,000.00	.00	.00	42,000.00	42,000.00	.50
431	COUNTY COURT AT LAW #5	84,000.00	.00	.00	42,000.00	42,000.00	.50
TOTAL	COUNTY COURT AT LAW #5	84,000.00	.00	.00	42,000.00	42,000.00	.50
4351	DISTRICT ATTORNEY	90,000.00	.00	.00	68,192.99	21,807.01	.76
435111	DA NO REFUSAL GRANT	143,460.01	.00	.00	52,285.02	91,174.99	.36
435113	ICE-HOMELAND SEC INVESTIG	1,500.00	.00	.00	.00	1,500.00	.00
435152	DA VICTIM COORD 20/21	163,766.20	.00	.00	16,039.84	147,726.36	.10
435172	DA DVI FY20	.00	.00	.00	16,657.54	-16,657.54	.00
435180	SMART PROSECUTION INITV	.00	.00	.00	16,454.26	-16,454.26	.00
435190	DA SOCIAL WORKER FY20	89,229.36	.00	.00	.00	89,229.36	.00
4354	D. A. STATE FUNDS	33,501.12	.00	.00	7,500.00	26,001.12	.22
TOTAL	DISTRICT ATTORNEY	521,456.69	.00	.00	177,129.65	344,327.04	.34
43922	VETERANS TMNT CT 19-20	.00	.00	.00	53,902.09	-53,902.09	.00
TOTAL	359TH DISTRICT COURT	.00	.00	.00	53,902.09	-53,902.09	.00
455	JUSTICE OF PEACE PCT 1	88,000.00	.00	.00	28,380.91	59,619.09	.32
TOTAL	JUSTICE OF PEACE PCT 1	88,000.00	.00	.00	28,380.91	59,619.09	.32
456	JUSTICE OF PEACE PCT 2	135,000.00	9,397.42	.00	44,511.89	90,488.11	.33
TOTAL	JUSTICE OF PEACE PCT 2	135,000.00	9,397.42	.00	44,511.89	90,488.11	.33

04/21/20  
ACCOUNTING PERIOD: 7/20

MONTGOMERY COUNTY, TEXAS  
DEPT/DIV REVENUE SUMMARY

PAGE 3

SELECTION CRITERIA: ALL

FUND - 110 - GENERAL FUND

ACCOUNT	TITLE	BUDGET	PERIOD RECEIPTS	RECEIVABLES	YEAR TO DATE REVENUE	BALANCE	YTD/ BUD
4571	JP NO 3-TCID CONTRACT	58,585.00	2,190.98	.00	25,467.80	33,117.20	.43
TOTAL	JUSTICE OF PEACE PCT 3	58,585.00	2,190.98	.00	25,467.80	33,117.20	.43
458	JUSTICE OF PEACE PCT 4	106,000.00	7,729.28	.00	28,224.48	77,775.52	.27
TOTAL	JUSTICE OF PEACE PCT 4	106,000.00	7,729.28	.00	28,224.48	77,775.52	.27
459	JUSTICE OF PEACE PCT 5	62,000.00	.00	.00	22,130.30	39,869.70	.36
TOTAL	JUSTICE OF PEACE PCT 5	62,000.00	.00	.00	22,130.30	39,869.70	.36
TOTAL	JUDICIAL	1,391,041.69	19,317.68	.00	589,747.12	801,294.57	.42
4751	COUNTY ATTORNEY	.00	.00	.00	9,520.00	-9,520.00	.00
47512	TITLE IV-E LEGAL SVCS	.00	.00	.00	-36,367.17	36,367.17	.00
TOTAL	COUNTY ATTORNEY	.00	.00	.00	-26,847.17	26,847.17	.00
4754	CO ATTORNEY STATE FUNDS	.00	.00	.00	70,000.00	-70,000.00	.00
4755	CO ATTORNEY TITLE IVE GRN	.00	.00	.00	18,989.74	-18,989.74	.00
TOTAL	COUNTY ATTORNEY	.00	.00	.00	62,142.57	-62,142.57	.00
4771	ALTERNATE DISPUTE RESLN	150,000.00	1,940.00	.00	65,650.00	84,350.00	.44
TOTAL	ALTERNATE DISPUTE RESLN	150,000.00	1,940.00	.00	65,650.00	84,350.00	.44
TOTAL	LEGAL SERVICES	150,000.00	1,940.00	.00	127,792.57	22,207.43	.85
40670403	UASI 19-M&A	109,865.58	.00	.00	.00	109,865.58	.00
TOTAL	M & A	109,865.58	.00	.00	.00	109,865.58	.00
40670503	UASI 19-EOC ENHNC/REG TCH	185,000.00	.00	.00	.00	185,000.00	.00
TOTAL	EOC ENHANCEMENTS	185,000.00	.00	.00	.00	185,000.00	.00
40670603	UASI 19-FR FC SPEC TEAM	649,349.00	.00	.00	.00	649,349.00	.00
TOTAL	1ST RESP FC SPEC TEAM SUS	649,349.00	.00	.00	.00	649,349.00	.00
40670703	UASI 19-1ST RESP LE SP RS	415,328.00	.00	.00	.00	415,328.00	.00
TOTAL	1ST RESP LE SPEC RESPONSE	415,328.00	.00	.00	.00	415,328.00	.00
40670802	UASI 19-PUB SAFETY VIDEO	350,000.00	.00	.00	.00	350,000.00	.00
TOTAL	PUBLIC SAFETY VIDEO INIT	350,000.00	.00	.00	.00	350,000.00	.00
40670902	SHSP LETPA 19-LE SWAT SUS	87,000.00	.00	.00	.00	87,000.00	.00
TOTAL	LE SWAT SUSTAINMENT	87,000.00	.00	.00	.00	87,000.00	.00
40671101	SHSP 19-CBRNE TEAM SUPPRT	90,000.00	.00	.00	.00	90,000.00	.00
TOTAL	CBRNE TEAM SUPPORT	90,000.00	.00	.00	.00	90,000.00	.00
40671201	SHSP LETPA 19-SUAS DET SY	77,500.00	.00	.00	.00	77,500.00	.00
TOTAL	SUAS DETECTION SYSTEM	77,500.00	.00	.00	.00	77,500.00	.00
TOTAL	HSGP GRANTS	1,964,042.58	.00	.00	.00	1,964,042.58	.00

04/21/20  
ACCOUNTING PERIOD: 7/20

MONTGOMERY COUNTY, TEXAS  
DEPT/DIV REVENUE SUMMARY

PAGE 4

SELECTION CRITERIA: ALL

FUND - 110 - GENERAL FUND

ACCOUNT	TITLE	BUDGET	PERIOD RECEIPTS	RECEIVABLES	YEAR TO DATE REVENUE	BALANCE	YTD/ BUD
TOTAL	EMERGENCY MANAGEMENT	1,964,042.58	.00	.00	.00	1,964,042.58	.00
5434	FIRE MARSHAL - INSPECTION	999,318.00	30,125.00	.00	648,677.55	350,640.45	.65
TOTAL	FIRE MARSHAL	999,318.00	30,125.00	.00	648,677.55	350,640.45	.65
55112	CONSTABLE 1-SJRA SUB UNIT	275,165.00	16,337.52	.00	95,185.65	179,979.35	.35
55113	CONSTABLE 1-WISD SUB UNIT	595,938.00	46,495.44	.00	247,346.55	348,591.45	.42
551131	CONST 1-WISD TRUANCY SUBU	107,517.00	8,322.78	.00	89,337.27	18,179.73	.83
55115	CONST PCT 1 SALE/COMM	7,256.02	.00	.00	7,256.02	.00	1.00
TOTAL	CONSTABLE PCT 1	985,876.02	71,155.74	.00	439,125.49	546,750.53	.45
55116	CONST1-ICE-HMLND SEC INVS	500.00	.00	.00	.00	500.00	.00
551161	CONST1-DEA-TACT DIVERS TF	18,649.00	.00	.00	5,654.60	12,994.40	.30
551171	NRA TRAINING GRANT - FY20	3,226.20	.00	.00	3,226.20	.00	1.00
55118	STEP COMPREHENSIVE	11,912.80	.00	.00	2,413.86	9,498.94	.20
TOTAL	CONSTABLE PCT 1	34,288.00	.00	.00	11,294.66	22,993.34	.33
55215	CONST PCT 2 SALE/COMM	40,167.50	.00	.00	40,167.50	.00	1.00
TOTAL	CONSTABLE PCT 2	40,167.50	.00	.00	40,167.50	.00	1.00
5531	CONSTABLE PCT 3	.00	.00	.00	15,800.00	-15,800.00	.00
55312	CONSTABLE 3-RMUD SUB UNIT	711,478.00	.00	.00	268,786.64	442,691.36	.38
55313	CON 3-TWNH-INTERNT CRIME	92,591.00	3,851.88	.00	43,635.29	48,955.71	.47
553132	CONST 3 - ELEC DET K9	.00	.00	.00	707.14	-707.14	.00
55314	CONSTABLE 3/MUD 94 UNIT	268,000.00	10,922.15	.00	116,995.91	151,004.09	.44
55315	CONST PCT 3 SALE/COMM	5,013.16	.00	.00	5,013.16	.00	1.00
55316	CONSTABLE 3-SAFE HARBOR	190,152.00	7,417.01	.00	76,262.51	113,889.49	.40
55318	CONSTABLE 3-SPRING CRK UD	516,187.00	.00	.00	191,809.94	324,377.06	.37
TOTAL	CONSTABLE PCT 3	1,783,421.16	22,191.04	.00	719,010.59	1,064,410.57	.40
553137	NRA TRAINING GRANT-FY20	3,900.00	.00	.00	.00	3,900.00	.00
TOTAL	CONSTABLE PCT 3	3,900.00	.00	.00	.00	3,900.00	.00
55411	CONST 4-RIVERWALK POA	76,702.00	.00	.00	31,778.74	44,923.26	.41
55415	CONST PCT 4 SALE/COMM	19,007.10	.00	.00	14,517.18	4,489.92	.76
55416	CONST PCT 4 MOCONET	4,500.00	.00	.00	-1,470.50	5,970.50	-.33
TOTAL	CONSTABLE PCT 4	100,209.10	.00	.00	44,825.42	55,383.68	.45
554111	CONSTABLE 4-EMCMUD	185,383.38	.00	.00	4,501.24	180,882.14	.02
554126	EMCID-EMR RSP EQP	.00	.00	.00	1,570.00	-1,570.00	.00
554171	STEP COMPREHENSIVE	11,977.44	.00	.00	.00	11,977.44	.00
TOTAL	CONSTABLE PCT 4	197,360.82	.00	.00	6,071.24	191,289.58	.03
55512	CONST 5-MAG ISD SUB UNIT	1,476,037.00	.00	.00	560,148.65	915,888.35	.38
55515	CONST PCT 5 SALE/COMM	8,516.57	.00	.00	7,416.57	1,100.00	.87
TOTAL	CONSTABLE PCT 5	1,484,553.57	.00	.00	567,565.22	916,988.35	.38
55517	CONST 5 - AED GRANT	.00	.00	.00	28,513.92	-28,513.92	.00
55518	STEP COMPREHENSIVE	11,972.12	.00	.00	1,272.24	10,699.88	.11
TOTAL	CONSTABLE PCT 5	11,972.12	.00	.00	29,786.16	-17,814.04	2.49

04/21/20  
ACCOUNTING PERIOD: 7/20

MONTGOMERY COUNTY, TEXAS  
DEPT/DIV REVENUE SUMMARY

PAGE 5

SELECTION CRITERIA: ALL

FUND - 110 - GENERAL FUND

ACCOUNT	TITLE	BUDGET	PERIOD RECEIPTS	RECEIVABLES	YEAR TO DATE REVENUE	BALANCE	YTD/ BUD
5601	SHERIFF	70,000.00	.00	.00	25,136.25	44,863.75	.36
56011	SHERIFF-RECORDS/REPORTING	850,000.00	15,940.00	.00	521,730.00	328,270.00	.61
5601224	STEP COMPREHENSIVE	104,631.00	.00	.00	8,506.80	96,124.20	.08
5601407	SHERIFF/AUTO THEFT/YR 26	.00	.00	.00	86,177.27	-86,177.27	.00
560150	SHERIFF/HOMELAND SECURITY	8,100.00	.00	.00	8,600.00	-500.00	1.06
5601504	NRA TRAINING GRANT-FY20	2,270.00	.00	.00	2,270.00	.00	1.00
5601513	US MARSHALS-JLEO	84,000.00	.00	.00	24,994.09	59,005.91	.30
5601521	SO-ICE-HOMELND SEC INVEST	15,000.00	.00	.00	.00	15,000.00	.00
5601532	SO-OCDETF-WIRED FOR SOUND	7,000.00	.00	.00	- .01	7,000.01	.00
5601533	SO-FBI-HVC TASK FORCE	18,649.00	.00	.00	353.12	18,295.88	.02
5601591	SO/HPD-HTRA TASK FRC YR1	.00	.00	.00	994.46	-994.46	.00
5601592	SO/HSI HUMAN TRAFFICKING	3,000.00	.00	.00	- .01	3,000.01	.00
560161	SHERIFF/9-1-1 SERVICES	1,354,666.00	106,683.30	.00	636,661.85	718,004.15	.47
5601615	SHERIFF - SAVNS FY20	27,656.13	.00	.00	5,028.37	22,627.76	.18
560163	SHERIFF/MTG CTY RADIO SYS	103,000.00	70,604.16	.00	96,343.81	6,656.19	.94
560174	CRIME VICTIM COORD 20-22	235,841.00	.00	.00	1,108.68	234,732.32	.00
TOTAL	S/O-HOMICIDE/VIOLENT CRM	235,841.00	.00	.00	1,108.68	234,732.32	.00
56017122	FY19 JAG - LPR SYSTEMS	.00	.00	.00	1,344.58	-1,344.58	.00
5601730	SHERIFF/MOCONET	8,000.00	.00	.00	.00	8,000.00	.00
56018	SHERIFF/ACADEMY	7,500.00	140.00	.00	2,815.00	4,685.00	.38
56019	SHERIFF/CRIME LAB	21,000.00	.00	.00	11,130.00	9,870.00	.53
56022	WALDEN SUB-UNIT	151,240.00	.00	.00	61,581.96	89,658.04	.41
56023	TOWN CENTER SUB-UNIT	9,356,453.00	326,773.20	.00	3,724,748.25	5,631,704.75	.40
560231	TOWN CENTER - SAFE HARBOR	94,056.00	3,691.66	.00	40,714.65	53,341.35	.43
56024	SHERIFF/WESTWOOD MAG ID	327,726.00	.00	.00	107,444.97	220,281.03	.33
56025	SOUTH MONT CNTY MUD	552,437.00	.00	.00	211,912.48	340,524.52	.38
56027	SHERIFF MUD 113	240,969.00	.00	.00	86,681.80	154,287.20	.36
560802	HIDTA YEAR 10	9,500.00	.00	.00	19,276.16	-9,776.16	2.03
560803	HIDTA YEAR 11	83,400.00	.00	.00	.00	83,400.00	.00
TOTAL	HIDTA	92,900.00	.00	.00	19,276.16	73,623.84	.21
TOTAL	SHERIFF	13,736,094.13	523,832.32	.00	5,685,554.53	8,050,539.60	.41
5711	JUVENILE PROBATION-ADM	125,000.00	50.00	.00	109,710.50	15,289.50	.88
5711134	JUV PROBATION-NSLP 19-20	22,805.80	.00	.00	16,866.20	5,939.60	.74
571116	HGAC-JUVENILE MH SVC FY20	18,500.00	.00	.00	.00	18,500.00	.00
5711529	JJAEP SUPPLEMENTAL-GRNT W	.00	.00	.00	26,722.00	-26,722.00	.00
TOTAL	JUVENILE PROBATION	166,305.80	50.00	.00	153,298.70	13,007.10	.92
57211	ADULT PROB/BOND SUPERVISI	.00	20,346.27	.00	245,439.44	-245,439.44	.00
57221	ADULT PROBATION SUPERVISN	.00	.00	.00	1,296,169.67	-1,296,169.67	.00
57251	ADULT PROB/COMMNTY CORR	.00	.00	.00	275,009.58	-275,009.58	.00
57271	ADULT PROB/MENTAL IMPAIR	.00	.00	.00	53,961.09	-53,961.09	.00
57281	IN-HOUSE COUNSELOR	.00	.00	.00	22,041.57	-22,041.57	.00
57291	PRE-TRIAL DIVERSION	.00	.00	.00	27,331.96	-27,331.96	.00
TOTAL	ADULT PROBATION	.00	20,346.27	.00	1,919,953.31	-1,919,953.31	.00
TOTAL	PUBLIC SAFETY	21,507,508.80	667,700.37	.00	10,265,330.37	11,242,178.43	.48

04/21/20  
ACCOUNTING PERIOD: 7/20

MONTGOMERY COUNTY, TEXAS  
DEPT/DIV REVENUE SUMMARY

PAGE 6

SELECTION CRITERIA: ALL

FUND - 110 - GENERAL FUND

ACCOUNT	TITLE	BUDGET	PERIOD RECEIPTS	RECEIVABLES	YEAR TO DATE REVENUE	BALANCE	YTD/ BUD
6291	AIRPORT MAINTENANCE	600,000.00	16,085.99	.00	364,466.59	235,533.41	.61
629141	CUSTOMS OPERATIONS	85,000.00	6,562.05	.00	57,715.00	27,285.00	.68
TOTAL	CUSTOMS	85,000.00	6,562.05	.00	57,715.00	27,285.00	.68
TOTAL	AIRPORT	685,000.00	22,648.04	.00	422,181.59	262,818.41	.62
TOTAL	PUBLIC TRANSPORTATION	685,000.00	22,648.04	.00	422,181.59	262,818.41	.62
TOTAL	GENERAL FUND	244,245,447.67	2,643,077.42	.00	211,720,147.62	32,525,300.05	.87

04/21/20  
ACCOUNTING PERIOD: 7/20  
  
SELECTION CRITERIA: ALL

MONTGOMERY COUNTY, TEXAS  
DEPT/DIV REVENUE SUMMARY

PAGE 7

FUND - 211 - ATTY ADMINISTRATION

ACCOUNT	TITLE	BUDGET	PERIOD RECEIPTS	RECEIVABLES	YEAR TO DATE REVENUE	BALANCE	YTD/ BUD
4352	D A HOT CHECKS	50.00	.00	.00	184.11	-134.11	3.68
TOTAL	DISTRICT ATTORNEY	50.00	.00	.00	184.11	-134.11	3.68
4752	CTY ATTY WORTHLESS CHECKS	4,500.00	75.00	.00	2,149.62	2,350.38	.48
TOTAL	COUNTY ATTORNEY	4,500.00	75.00	.00	2,149.62	2,350.38	.48
TOTAL	GENERAL ADMINISTRATION	4,550.00	75.00	.00	2,333.73	2,216.27	.51
TOTAL	ATTY ADMINISTRATION	4,550.00	75.00	.00	2,333.73	2,216.27	.51

04/21/20  
ACCOUNTING PERIOD: 7/20

MONTGOMERY COUNTY, TEXAS  
DEPT/DIV REVENUE SUMMARY

PAGE 8

SELECTION CRITERIA: ALL

FUND - 212 - FORFEITURES

ACCOUNT	TITLE	BUDGET	PERIOD RECEIPTS	RECEIVABLES	YEAR TO DATE REVENUE	BALANCE	YTD/ BUD
4353	D A FORFEITURES	537,968.97	.00	.00	246,885.65	291,083.32	.46
TOTAL	DISTRICT ATTORNEY	537,968.97	.00	.00	246,885.65	291,083.32	.46
5432	FIRE MARSHAL FORFEITURES	75.00	.00	.00	31.08	43.92	.41
TOTAL	FIRE MARSHAL	75.00	.00	.00	31.08	43.92	.41
5513	CONSTBLE #1-FORFEITURES	15,181.61	.00	.00	12,332.94	2,848.67	.81
TOTAL	CONSTABLE PCT 1	15,181.61	.00	.00	12,332.94	2,848.67	.81
5522	CNSTBL 2 STATE FORFEITURE	8,574.50	.00	.00	1,682.63	6,891.87	.20
55221	CONST 2 FEDERAL FORF	.00	.00	.00	6.99	-6.99	.00
TOTAL	CONSTABLE PCT 2	8,574.50	.00	.00	1,689.62	6,884.88	.20
5532	CNSTBL # 3 FORFEITURES	18,485.36	.00	.00	4,545.04	13,940.32	.25
TOTAL	CONSTABLE PCT 3	18,485.36	.00	.00	4,545.04	13,940.32	.25
5542	CNSTBL # 4 FORFEITURES	48,973.68	.00	.00	25,424.81	23,548.87	.52
TOTAL	CONSTABLE PCT 4	48,973.68	.00	.00	25,424.81	23,548.87	.52
5552	CONSTABLE PCT 5-FORFEITUR	29,020.63	.00	.00	5,414.09	23,606.54	.19
TOTAL	CONSTABLE PCT 5	29,020.63	.00	.00	5,414.09	23,606.54	.19
5604	SHERIFF FORFEITURES	533,081.96	.00	.00	176,977.89	356,104.07	.33
5604731	SHER MOCONET FORFEITURES	275,000.00	.00	.00	120,519.69	154,480.31	.44
5606	SHERIFF FED FORF	366,640.29	.00	.00	204,076.37	162,563.92	.56
TOTAL	SHERIFF	1,174,722.25	.00	.00	501,573.95	673,148.30	.43
TOTAL	PUBLIC SAFETY	1,833,002.00	.00	.00	797,897.18	1,035,104.82	.44
TOTAL	FORFEITURES	1,833,002.00	.00	.00	797,897.18	1,035,104.82	.44

04/21/20  
ACCOUNTING PERIOD: 7/20

MONTGOMERY COUNTY, TEXAS  
DEPT/DIV REVENUE SUMMARY

PAGE 9

SELECTION CRITERIA: ALL

FUND - 214 - FEMA DISASTER GRANTS

ACCOUNT	TITLE	BUDGET	PERIOD RECEIPTS	RECEIVABLES	YEAR TO DATE REVENUE	BALANCE	YTD/ BUD
40680	FY16 FLOOD MITIG ASSIST	.00	.00	.00	-61,061.89	61,061.89	.00
TOTAL	MITIGATION PROJECTS	.00	.00	.00	-61,061.89	61,061.89	.00
TOTAL	EMERGENCY MANAGEMENT	.00	.00	.00	-61,061.89	61,061.89	.00
6492	FEMA-DR-4269-TX	.00	.00	.00	-395,596.07	395,596.07	.00
6493	FEMA-DR-4272-TX	.00	.00	.00	-805,905.41	805,905.41	.00
6494	FEMA-DR-4332-TX	.00	.00	.00	-3,170,030.22	3,170,030.22	.00
TOTAL	FLOOD MITIGATION PROGRAMS	.00	.00	.00	-4,371,531.70	4,371,531.70	.00
TOTAL	HEALTH AND WELFARE	.00	.00	.00	-4,432,593.59	4,432,593.59	.00
TOTAL	FEMA DISASTER GRANTS	.00	.00	.00	-4,432,593.59	4,432,593.59	.00

04/21/20  
 ACCOUNTING PERIOD: 7/20

MONTGOMERY COUNTY, TEXAS  
 DEPT/DIV REVENUE SUMMARY

PAGE 10

SELECTION CRITERIA: ALL

FUND - 215 - JURY

ACCOUNT	TITLE	BUDGET	PERIOD RECEIPTS	RECEIVABLES	YEAR TO DATE REVENUE	BALANCE	YTD/ BUD
2	SPECIAL REVENUE FUNDS	904,088.03	192.11	.00	334,372.35	569,715.68	.37
TOTAL	SPECIAL REVENUE FUNDS	904,088.03	192.11	.00	334,372.35	569,715.68	.37
TOTAL	SPECIAL REVENUE FUNDS	904,088.03	192.11	.00	334,372.35	569,715.68	.37
4381	284TH D C-2ND REGION CONT	111,433.00	.00	.00	47,487.89	63,945.11	.43
TOTAL	284TH DISTRICT COURT	111,433.00	.00	.00	47,487.89	63,945.11	.43
465	COURT OPERATIONS	781,500.00	10,325.40	.00	138,820.12	642,679.88	.18
TOTAL	COURT OPERATIONS	781,500.00	10,325.40	.00	138,820.12	642,679.88	.18
4652	DRUG COURT	200,000.00	.00	.00	99,618.88	100,381.12	.50
TOTAL	DRUG COURT	200,000.00	.00	.00	99,618.88	100,381.12	.50
46521	DRUG COURT-DWI COURT	150,000.00	.00	.00	73,523.00	76,477.00	.49
TOTAL	DRUG COURT-DWI COURT	150,000.00	.00	.00	73,523.00	76,477.00	.49
TOTAL	JUDICIAL	1,242,933.00	10,325.40	.00	359,449.89	883,483.11	.29
TOTAL	JURY	2,147,021.03	10,517.51	.00	693,822.24	1,453,198.79	.32

04/21/20  
ACCOUNTING PERIOD: 7/20

MONTGOMERY COUNTY, TEXAS  
DEPT/DIV REVENUE SUMMARY

PAGE 11

SELECTION CRITERIA: ALL

FUND - 216 - ROAD AND BRIDGE

ACCOUNT	TITLE	BUDGET	PERIOD RECEIPTS	RECEIVABLES	YEAR TO DATE REVENUE	BALANCE	YTD/ BUD
2	SPECIAL REVENUE FUNDS	38,011,570.00	208,758.37	.00	32,021,708.97	5,989,861.03	.84
TOTAL	SPECIAL REVENUE FUNDS	38,011,570.00	208,758.37	.00	32,021,708.97	5,989,861.03	.84
TOTAL	SPECIAL REVENUE FUNDS	38,011,570.00	208,758.37	.00	32,021,708.97	5,989,861.03	.84
6122	RECYCLE STATION-PCT 1	.00	50,000.00	.00	50,000.00	-50,000.00	.00
TOTAL	COMMISSIONER PCT 1	.00	50,000.00	.00	50,000.00	-50,000.00	.00
6142	RECYCLE STATION-PCT 3	54,080.00	.00	.00	66,580.00	-12,500.00	1.23
TOTAL	COMMISSIONER PCT 3	54,080.00	.00	.00	66,580.00	-12,500.00	1.23
TOTAL	CONSERVATION	54,080.00	50,000.00	.00	116,580.00	-62,500.00	2.16
61380	MONT CO PCT2 PARKS	.00	.00	.00	7,850.00	-7,850.00	.00
TOTAL	PCT 2 FACILITIES	.00	.00	.00	7,850.00	-7,850.00	.00
TOTAL	COMMISSIONER PCT 2	.00	.00	.00	7,850.00	-7,850.00	.00
61480	SOUTH COUNTY COMM CENTER	30,590.00	170.00	.00	36,730.00	-6,140.00	1.20
61485	SPRING CREEK GREENWAY N.C	300.00	.00	.00	300.00	.00	1.00
TOTAL	PCT 3 PARKS AND COMM CEN	30,890.00	170.00	.00	37,030.00	-6,140.00	1.20
TOTAL	COMMISSIONER PCT 3	30,890.00	170.00	.00	37,030.00	-6,140.00	1.20
61580	EAST MC SENIOR CENTER	13,433.00	-1,600.00	.00	12,833.00	600.00	.96
TOTAL	PCT 4 PARKS AND COMM CENT	13,433.00	-1,600.00	.00	12,833.00	600.00	.96
TOTAL	COMMISSIONER PCT 4	13,433.00	-1,600.00	.00	12,833.00	600.00	.96
TOTAL	FACILITIES	44,323.00	-1,430.00	.00	57,713.00	-13,390.00	1.30
61521	EMCID-FC-CHAIRS	4,947.75	.00	.00	4,947.75	.00	1.00
TOTAL	COMMISSIONER PCT 4	4,947.75	.00	.00	4,947.75	.00	1.00
TOTAL	HEALTH AND WELFARE	4,947.75	.00	.00	4,947.75	.00	1.00
612	COMMISSIONER PCT 1	.00	.00	.00	44,100.31	-44,100.31	.00
TOTAL	COMMISSIONER PCT 1	.00	.00	.00	44,100.31	-44,100.31	.00
613	COMMISSIONER PCT 2	.00	130.00	.00	19,647.60	-19,647.60	.00
TOTAL	COMMISSIONER PCT 2	.00	130.00	.00	19,647.60	-19,647.60	.00
614	COMMISSIONER PCT 3	2,830.00	.00	.00	3,830.00	-1,000.00	1.35
TOTAL	COMMISSIONER PCT 3	2,830.00	.00	.00	3,830.00	-1,000.00	1.35
615	COMMISSIONER PCT 4	154,352.05	-2,800.00	.00	155,702.05	-1,350.00	1.01
TOTAL	COMMISSIONER PCT 4	154,352.05	-2,800.00	.00	155,702.05	-1,350.00	1.01
TOTAL	PUBLIC TRANSPORTATION	157,182.05	-2,670.00	.00	223,279.96	-66,097.91	1.42

04/21/20

ACCOUNTING PERIOD: 7/20

MONTGOMERY COUNTY, TEXAS

DEPT/DIV REVENUE SUMMARY

PAGE 12

SELECTION CRITERIA: ALL

FUND - 216 - ROAD AND BRIDGE

ACCOUNT	TITLE	BUDGET	PERIOD RECEIPTS	RECEIVABLES	YEAR TO DATE REVENUE	BALANCE	YTD/ BUD
TOTAL	ROAD AND BRIDGE	38,272,102.80	254,658.37	.00	32,424,229.68	5,847,873.12	.85

04/21/20

ACCOUNTING PERIOD: 7/20

MONTGOMERY COUNTY, TEXAS

DEPT/DIV REVENUE SUMMARY

PAGE 13

SELECTION CRITERIA: ALL

FUND - 217 - SHERIFF COMMISSARY

ACCOUNT	TITLE	BUDGET	PERIOD RECEIPTS	RECEIVABLES	YEAR TO DATE REVENUE	BALANCE	YTD/ BUD
2	SPECIAL REVENUE FUNDS	899,550.00	.00	.00	807,017.53	92,532.47	.90
TOTAL	SPECIAL REVENUE FUNDS	899,550.00	.00	.00	807,017.53	92,532.47	.90
TOTAL	SPECIAL REVENUE FUNDS	899,550.00	.00	.00	807,017.53	92,532.47	.90
51221	SHERIFF COMMISSARY STAFF	1,386,597.00	.00	.00	.00	1,386,597.00	.00
TOTAL	JAIL	1,386,597.00	.00	.00	.00	1,386,597.00	.00
TOTAL	PUBLIC SAFETY	1,386,597.00	.00	.00	.00	1,386,597.00	.00
TOTAL	SHERIFF COMMISSARY	2,286,147.00	.00	.00	807,017.53	1,479,129.47	.35

04/21/20

ACCOUNTING PERIOD: 7/20

MONTGOMERY COUNTY, TEXAS

DEPT/DIV REVENUE SUMMARY

PAGE 14

SELECTION CRITERIA: ALL

FUND - 218 - MEMORIAL LIBRARY - SPECIA

ACCOUNT	TITLE	BUDGET	PERIOD RECEIPTS	RECEIVABLES	YEAR TO DATE REVENUE	BALANCE	YTD/ BUD
65117	MEMORIAL GIFT GENERAL	80,357.65	.00	.00	121,805.51	-41,447.86	1.52
65118	GENEALOGY GIFT/RONALD JAC	585.00	.00	.00	685.00	-100.00	1.17
TOTAL	MEMORIAL LIBRARY	80,942.65	.00	.00	122,490.51	-41,547.86	1.51
TOTAL	CULTURE AND RECREATION	80,942.65	.00	.00	122,490.51	-41,547.86	1.51
TOTAL	MEMORIAL LIBRARY - SPECIA	80,942.65	.00	.00	122,490.51	-41,547.86	1.51

04/21/20  
ACCOUNTING PERIOD: 7/20

MONTGOMERY COUNTY, TEXAS  
DEPT/DIV REVENUE SUMMARY

PAGE 15

SELECTION CRITERIA: ALL

FUND - 219 - COMMUNITY DEVELOPMENT

ACCOUNT	TITLE	BUDGET	PERIOD RECEIPTS	RECEIVABLES	YEAR TO DATE REVENUE	BALANCE	YTD/ BUD
61532	16 FLOODS/CDBG DR INFRAST	.00	.00	.00	-612.00	612.00	.00
TOTAL	COMMISSIONER PCT 4	.00	.00	.00	-612.00	612.00	.00
TOTAL	FACILITIES	.00	.00	.00	-612.00	612.00	.00
50	HEALTH AND WELFARE	.00	.00	.00	30,680.44	-30,680.44	.00
TOTAL	HEALTH AND WELFARE	.00	.00	.00	30,680.44	-30,680.44	.00
64202	CDBG - YEAR 20	.00	.00	.00	962,423.32	-962,423.32	.00
64204	CDBG YEAR 22	2,559,415.00	.00	.00	.00	2,559,415.00	.00
642612	WILLIS BLDG-PROG INC	.00	-1,010.00	.00	17,831.11	-17,831.11	.00
6426121	LONESTAR BLDG-PROG INC	.00	-600.00	.00	12,100.00	-12,100.00	.00
642613	MAGNOLIA BLDG-PROG INC	.00	.00	.00	3,970.00	-3,970.00	.00
6426132	MAGNOLIA CLINIC-PROG INC	.00	.00	.00	11,600.00	-11,600.00	.00
642615	SPLENDORA BLDG-PROG INC	.00	.00	.00	19,750.00	-19,750.00	.00
64298	CDBG/\$2,172,630 - YEAR 18	.00	.00	.00	-63,140.18	63,140.18	.00
TOTAL	CDBG/\$1.7MIL-YEAR 1	2,559,415.00	-1,610.00	.00	964,534.25	1,594,880.75	.38
64397	HOME YR 17	614,067.00	.00	.00	.00	614,067.00	.00
TOTAL	HOME PROGRAM/\$750K-YR 1	614,067.00	.00	.00	.00	614,067.00	.00
64409	HESG YR 9	220,445.00	.00	.00	.00	220,445.00	.00
TOTAL	CDBG DISASTER REC GRANT	220,445.00	.00	.00	.00	220,445.00	.00
64450	LBP HAZARD CONTROL GRANT	1,000,000.00	.00	.00	.00	1,000,000.00	.00
TOTAL	HUD LEAD HAZARD CONTROL	1,000,000.00	.00	.00	.00	1,000,000.00	.00
TOTAL	HEALTH AND WELFARE	4,393,927.00	-1,610.00	.00	995,214.69	3,398,712.31	.23
TOTAL	COMMUNITY DEVELOPMENT	4,393,927.00	-1,610.00	.00	994,602.69	3,399,324.31	.23

04/21/20  
 ACCOUNTING PERIOD: 7/20  
 SELECTION CRITERIA: ALL  
 FUND - 221 - LAW LIBRARY

MONTGOMERY COUNTY, TEXAS  
 DEPT/DIV REVENUE SUMMARY

PAGE 16

ACCOUNT	TITLE	BUDGET	PERIOD RECEIPTS	RECEIVABLES	YEAR TO DATE REVENUE	BALANCE	YTD/ BUD
2	SPECIAL REVENUE FUNDS	296,041.00	417.35	.00	119,626.02	176,414.98	.40
TOTAL	SPECIAL REVENUE FUNDS	296,041.00	417.35	.00	119,626.02	176,414.98	.40
TOTAL	SPECIAL REVENUE FUNDS	296,041.00	417.35	.00	119,626.02	176,414.98	.40
TOTAL	LAW LIBRARY	296,041.00	417.35	.00	119,626.02	176,414.98	.40

04/21/20  
ACCOUNTING PERIOD: 7/20

MONTGOMERY COUNTY, TEXAS  
DEPT/DIV REVENUE SUMMARY

PAGE 17

SELECTION CRITERIA: ALL

FUND - 224 - JUVENILE PROBATION-STATE

ACCOUNT	TITLE	BUDGET	PERIOD RECEIPTS	RECEIVABLES	YEAR TO DATE REVENUE	BALANCE	YTD/ BUD
2	SPECIAL REVENUE FUNDS	.00	20.00	.00	16,324.22	-16,324.22	.00
TOTAL	SPECIAL REVENUE FUNDS	.00	20.00	.00	16,324.22	-16,324.22	.00
TOTAL	SPECIAL REVENUE FUNDS	.00	20.00	.00	16,324.22	-16,324.22	.00
5711480	JUV PROB/STATE AID-A/20	.00	.00	.00	1,175,775.62	-1,175,775.62	.00
571157	JUV JUS ALT ED PGR-P/20	.00	.00	.00	236,901.45	-236,901.45	.00
571184	JUV PROB/RDA PROG	.00	.00	.00	-287,347.43	287,347.43	.00
571186	JUV-REGIONALIZATION R/20	17,300.00	.00	.00	17,300.00	.00	1.00
TOTAL	JUVENILE PROBATION	17,300.00	.00	.00	1,142,629.64	-1,125,329.64	66.05
TOTAL	PUBLIC SAFETY	17,300.00	.00	.00	1,142,629.64	-1,125,329.64	66.05
TOTAL	JUVENILE PROBATION-STATE	17,300.00	20.00	.00	1,158,953.86	-1,141,653.86	66.99

04/21/20  
 ACCOUNTING PERIOD: 7/20  
 SELECTION CRITERIA: ALL

MONTGOMERY COUNTY, TEXAS  
 DEPT/DIV REVENUE SUMMARY

PAGE 18

FUND - 225 - RECORDS MGMT/PRESERVATION

ACCOUNT	TITLE	BUDGET	PERIOD RECEIPTS	RECEIVABLES	YEAR TO DATE REVENUE	BALANCE	YTD/ BUD
40311	CTY CLK/RECORDS MGMT/PRES	538,309.00	17,513.80	.00	261,065.04	277,243.96	.48
TOTAL	COUNTY CLERK	538,309.00	17,513.80	.00	261,065.04	277,243.96	.48
TOTAL	GENERAL ADMINISTRATION	538,309.00	17,513.80	.00	261,065.04	277,243.96	.48
2	SPECIAL REVENUE FUNDS	.00	.00	.00	-395,705.56	395,705.56	.00
TOTAL	SPECIAL REVENUE FUNDS	.00	.00	.00	-395,705.56	395,705.56	.00
TOTAL	SPECIAL REVENUE FUNDS	.00	.00	.00	-395,705.56	395,705.56	.00
TOTAL	RECORDS MGMT/PRESERVATION	538,309.00	17,513.80	.00	-134,640.52	672,949.52	-.25

04/21/20

ACCOUNTING PERIOD: 7/20

MONTGOMERY COUNTY, TEXAS

DEPT/DIV REVENUE SUMMARY

PAGE 19

SELECTION CRITERIA: ALL

FUND - 226 - PRE-TRIAL DIVERSION FUND

ACCOUNT	TITLE	BUDGET	PERIOD RECEIPTS	RECEIVABLES	YEAR TO DATE REVENUE	BALANCE	YTD/ BUD
43513	PRE-TRIAL DIVERSION	38,863.00	.00	.00	18,400.00	20,463.00	.47
TOTAL	DISTRICT ATTORNEY	38,863.00	.00	.00	18,400.00	20,463.00	.47
TOTAL	JUDICIAL	38,863.00	.00	.00	18,400.00	20,463.00	.47
TOTAL	PRE-TRIAL DIVERSION FUND	38,863.00	.00	.00	18,400.00	20,463.00	.47

04/21/20

ACCOUNTING PERIOD: 7/20

MONTGOMERY COUNTY, TEXAS

DEPT/DIV REVENUE SUMMARY

PAGE 20

SELECTION CRITERIA: ALL

FUND - 232 - AIRPORT GRANTS

ACCOUNT	TITLE	BUDGET	PERIOD RECEIPTS	RECEIVABLES	YEAR TO DATE REVENUE	BALANCE	YTD/ BUD
62916	TAXIWAY G & F DESIGN/CNST	2,419,200.00	.00	.00	.00	2,419,200.00	.00
TOTAL	AIRPORT	2,419,200.00	.00	.00	.00	2,419,200.00	.00
TOTAL	PUBLIC TRANSPORTATION	2,419,200.00	.00	.00	.00	2,419,200.00	.00
TOTAL	AIRPORT GRANTS	2,419,200.00	.00	.00	.00	2,419,200.00	.00

04/21/20

ACCOUNTING PERIOD: 7/20

MONTGOMERY COUNTY, TEXAS

DEPT/DIV REVENUE SUMMARY

PAGE 21

SELECTION CRITERIA: ALL

FUND - 233 - MENTAL HEALTH FACILITY

ACCOUNT	TITLE	BUDGET	PERIOD RECEIPTS	RECEIVABLES	YEAR TO DATE REVENUE	BALANCE	YTD/ BUD
6311	MENTAL HEALTH	16,994,512.00	.00	.00	3,098,262.30	13,896,249.70	.18
TOTAL	MENTAL HEALTH	16,994,512.00	.00	.00	3,098,262.30	13,896,249.70	.18
TOTAL	HEALTH AND WELFARE	16,994,512.00	.00	.00	3,098,262.30	13,896,249.70	.18
TOTAL	MENTAL HEALTH FACILITY	16,994,512.00	.00	.00	3,098,262.30	13,896,249.70	.18

04/21/20

ACCOUNTING PERIOD: 7/20

MONTGOMERY COUNTY, TEXAS

DEPT/DIV REVENUE SUMMARY

PAGE 22

SELECTION CRITERIA: ALL

FUND - 234 - RECORDS MANAGEMENT COUNTY

ACCOUNT	TITLE	BUDGET	PERIOD RECEIPTS	RECEIVABLES	YEAR TO DATE REVENUE	BALANCE	YTD/ BUD
409310	RECORDS MNGT COUNTY	170,000.00	.00	.00	56,202.70	113,797.30	.33
TOTAL	NON-DEPARTMENTAL	170,000.00	.00	.00	56,202.70	113,797.30	.33
TOTAL	GENERAL ADMINISTRATION	170,000.00	.00	.00	56,202.70	113,797.30	.33
TOTAL	RECORDS MANAGEMENT COUNTY	170,000.00	.00	.00	56,202.70	113,797.30	.33

04/21/20

ACCOUNTING PERIOD: 7/20

MONTGOMERY COUNTY, TEXAS

DEPT/DIV REVENUE SUMMARY

PAGE 23

SELECTION CRITERIA: ALL

FUND - 235 - RECORDS MGMT DIST CLERK

ACCOUNT	TITLE	BUDGET	PERIOD RECEIPTS	RECEIVABLES	YEAR TO DATE REVENUE	BALANCE	YTD/ BUD
450110	RECORDS MGMT DIST CLERK	80,000.00	.00	.00	16,627.47	63,372.53	.21
TOTAL	DISTRICT CLERK	80,000.00	.00	.00	16,627.47	63,372.53	.21
TOTAL	GENERAL ADMINISTRATION	80,000.00	.00	.00	16,627.47	63,372.53	.21
TOTAL	RECORDS MGMT DIST CLERK	80,000.00	.00	.00	16,627.47	63,372.53	.21

04/21/20  
ACCOUNTING PERIOD: 7/20  
SELECTION CRITERIA: ALL

MONTGOMERY COUNTY, TEXAS  
DEPT/DIV REVENUE SUMMARY

PAGE 24

FUND - 236 - DIGITAL PRES CNTY/DIST

ACCOUNT	TITLE	BUDGET	PERIOD RECEIPTS	RECEIVABLES	YEAR TO DATE REVENUE	BALANCE	YTD/ BUD
409320	DIGITAL PRES CNTY/DIST	.00	.00	.00	31,747.87	-31,747.87	.00
TOTAL	NON-DEPARTMENTAL	.00	.00	.00	31,747.87	-31,747.87	.00
TOTAL	GENERAL ADMINISTRATION	.00	.00	.00	31,747.87	-31,747.87	.00
TOTAL	DIGITAL PRES CNTY/DIST	.00	.00	.00	31,747.87	-31,747.87	.00

04/21/20

ACCOUNTING PERIOD: 7/20

MONTGOMERY COUNTY, TEXAS

DEPT/DIV REVENUE SUMMARY

PAGE 25

SELECTION CRITERIA: ALL

FUND - 237 - DIST CLERK RECORDS PRESER

ACCOUNT	TITLE	BUDGET	PERIOD RECEIPTS	RECEIVABLES	YEAR TO DATE REVENUE	BALANCE	YTD/ BUD
45030	DISTRICT CLERK REC PRESV	40,000.00	.00	.00	31,620.64	8,379.36	.79
TOTAL	DISTRICT CLERK	40,000.00	.00	.00	31,620.64	8,379.36	.79
TOTAL	JUDICIAL	40,000.00	.00	.00	31,620.64	8,379.36	.79
TOTAL	DIST CLERK RECORDS PRESER	40,000.00	.00	.00	31,620.64	8,379.36	.79

04/21/20  
ACCOUNTING PERIOD: 7/20  
SELECTION CRITERIA: ALL

MONTGOMERY COUNTY, TEXAS  
DEPT/DIV REVENUE SUMMARY

PAGE 26

FUND - 238 - COURT GUARDIANSHIP

ACCOUNT	TITLE	BUDGET	PERIOD RECEIPTS	RECEIVABLES	YEAR TO DATE REVENUE	BALANCE	YTD/ BUD
40933	COURT GUARDIANSHIP	30,000.00	.00	.00	9,400.00	20,600.00	.31
TOTAL	NON-DEPARTMENTAL	30,000.00	.00	.00	9,400.00	20,600.00	.31
TOTAL	JUDICIAL	30,000.00	.00	.00	9,400.00	20,600.00	.31
TOTAL	COURT GUARDIANSHIP	30,000.00	.00	.00	9,400.00	20,600.00	.31

04/21/20  
ACCOUNTING PERIOD: 7/20  
  
SELECTION CRITERIA: ALL

MONTGOMERY COUNTY, TEXAS  
DEPT/DIV REVENUE SUMMARY

PAGE 27

FUND - 239 - COURT REPORTER SVC FUND

ACCOUNT	TITLE	BUDGET	PERIOD RECEIPTS	RECEIVABLES	YEAR TO DATE REVENUE	BALANCE	YTD/ BUD
2	SPECIAL REVENUE FUNDS	40,000.00	.00	.00	48,917.35	-8,917.35	1.22
TOTAL	SPECIAL REVENUE FUNDS	40,000.00	.00	.00	48,917.35	-8,917.35	1.22
TOTAL	SPECIAL REVENUE FUNDS	40,000.00	.00	.00	48,917.35	-8,917.35	1.22
TOTAL	COURT REPORTER SVC FUND	40,000.00	.00	.00	48,917.35	-8,917.35	1.22

04/21/20  
 ACCOUNTING PERIOD: 7/20  
 SELECTION CRITERIA: ALL

MONTGOMERY COUNTY, TEXAS  
 DEPT/DIV REVENUE SUMMARY

PAGE 28

FUND - 240 - COURTHOUSE SECURITY

ACCOUNT	TITLE	BUDGET	PERIOD RECEIPTS	RECEIVABLES	YEAR TO DATE REVENUE	BALANCE	YTD/ BUD
2	SPECIAL REVENUE FUNDS	300,000.00	7,300.68	.00	109,096.06	190,903.94	.36
TOTAL	SPECIAL REVENUE FUNDS	300,000.00	7,300.68	.00	109,096.06	190,903.94	.36
TOTAL	SPECIAL REVENUE FUNDS	300,000.00	7,300.68	.00	109,096.06	190,903.94	.36
TOTAL	COURTHOUSE SECURITY	300,000.00	7,300.68	.00	109,096.06	190,903.94	.36

04/21/20

ACCOUNTING PERIOD: 7/20

MONTGOMERY COUNTY, TEXAS

DEPT/DIV REVENUE SUMMARY

PAGE 29

SELECTION CRITERIA: ALL

FUND - 241 - COURT TECHNOLOGY CNTY/DIS

ACCOUNT	TITLE	BUDGET	PERIOD RECEIPTS	RECEIVABLES	YEAR TO DATE REVENUE	BALANCE	YTD/ BUD
2	SPECIAL REVENUE FUNDS	1,536.66	.00	.00	.00	1,536.66	.00
TOTAL	SPECIAL REVENUE FUNDS	1,536.66	.00	.00	.00	1,536.66	.00
TOTAL	SPECIAL REVENUE FUNDS	1,536.66	.00	.00	.00	1,536.66	.00
40936	COURT TECHNOLOGY CNTY/DIS	17,477.00	.00	.00	5,946.20	11,530.80	.34
TOTAL	NON-DEPARTMENTAL	17,477.00	.00	.00	5,946.20	11,530.80	.34
TOTAL	JUDICIAL	17,477.00	.00	.00	5,946.20	11,530.80	.34
TOTAL	COURT TECHNOLOGY CNTY/DIS	19,013.66	.00	.00	5,946.20	13,067.46	.31

04/21/20  
 ACCOUNTING PERIOD: 7/20  
 SELECTION CRITERIA: ALL

MONTGOMERY COUNTY, TEXAS  
 DEPT/DIV REVENUE SUMMARY

PAGE 30

FUND - 242 - JUSTICE CRT BLDG SECURITY

ACCOUNT	TITLE	BUDGET	PERIOD RECEIPTS	RECEIVABLES	YEAR TO DATE REVENUE	BALANCE	YTD/ BUD
40937	JUSTICE CRT BLDG SECURITY	.00	1,092.46	.00	12,361.82	-12,361.82	.00
TOTAL	NON-DEPARTMENTAL	.00	1,092.46	.00	12,361.82	-12,361.82	.00
TOTAL	JUDICIAL	.00	1,092.46	.00	12,361.82	-12,361.82	.00
TOTAL	JUSTICE CRT BLDG SECURITY	.00	1,092.46	.00	12,361.82	-12,361.82	.00

04/21/20  
ACCOUNTING PERIOD: 7/20  
  
SELECTION CRITERIA: ALL

MONTGOMERY COUNTY, TEXAS  
DEPT/DIV REVENUE SUMMARY

PAGE 31

FUND - 243 - JUSTICE CRT TECHNOLOGY

ACCOUNT	TITLE	BUDGET	PERIOD RECEIPTS	RECEIVABLES	YEAR TO DATE REVENUE	BALANCE	YTD/ BUD
2	SPECIAL REVENUE FUNDS	105,744.20	7,645.26	.00	53,789.63	51,954.57	.51
TOTAL	SPECIAL REVENUE FUNDS	105,744.20	7,645.26	.00	53,789.63	51,954.57	.51
TOTAL	SPECIAL REVENUE FUNDS	105,744.20	7,645.26	.00	53,789.63	51,954.57	.51
TOTAL	JUSTICE CRT TECHNOLOGY	105,744.20	7,645.26	.00	53,789.63	51,954.57	.51

04/21/20  
 ACCOUNTING PERIOD: 7/20  
 SELECTION CRITERIA: ALL

MONTGOMERY COUNTY, TEXAS  
 DEPT/DIV REVENUE SUMMARY

PAGE 32

FUND - 244 - JUVENILE CASE MANAGER

ACCOUNT	TITLE	BUDGET	PERIOD RECEIPTS	RECEIVABLES	YEAR TO DATE REVENUE	BALANCE	YTD/ BUD
45512	JP 1-JUVENILE CASE DIV	128,940.00	1,219.06	.00	9,077.14	119,862.86	.07
TOTAL	JUSTICE OF PEACE PCT 1	128,940.00	1,219.06	.00	9,077.14	119,862.86	.07
45612	JP 2-JUVENILE CASE DIV	57,536.00	1,077.46	.00	10,295.87	47,240.13	.18
TOTAL	JUSTICE OF PEACE PCT 2	57,536.00	1,077.46	.00	10,295.87	47,240.13	.18
45712	JP 3-JUVENILE CASE DIV	70,062.00	2,723.35	.00	24,723.31	45,338.69	.35
TOTAL	JUSTICE OF PEACE PCT 3	70,062.00	2,723.35	.00	24,723.31	45,338.69	.35
45812	JP 4-JUVENILE CASE DIV	65,539.00	1,579.51	.00	10,585.60	54,953.40	.16
TOTAL	JUSTICE OF PEACE PCT 4	65,539.00	1,579.51	.00	10,585.60	54,953.40	.16
45912	JP 5-JUVENILE CASE DIV	55,115.00	-1,219.06	.00	3,427.20	51,687.80	.06
TOTAL	JUSTICE OF PEACE PCT 5	55,115.00	-1,219.06	.00	3,427.20	51,687.80	.06
TOTAL	JUDICIAL	377,192.00	5,380.32	.00	58,109.12	319,082.88	.15
TOTAL	JUVENILE CASE MANAGER	377,192.00	5,380.32	.00	58,109.12	319,082.88	.15

04/21/20  
ACCOUNTING PERIOD: 7/20  
  
SELECTION CRITERIA: ALL

MONTGOMERY COUNTY, TEXAS  
DEPT/DIV REVENUE SUMMARY

PAGE 33

FUND - 254 - CONTRACT ELECTION SERVICE

ACCOUNT	TITLE	BUDGET	PERIOD RECEIPTS	RECEIVABLES	YEAR TO DATE REVENUE	BALANCE	YTD/ BUD
49041	CONTRACT ELEC DIRECT PAID	.00	.00	.00	51,623.97	-51,623.97	.00
TOTAL	ELECTIONS	.00	.00	.00	51,623.97	-51,623.97	.00
TOTAL	ELECTIONS	.00	.00	.00	51,623.97	-51,623.97	.00
TOTAL	CONTRACT ELECTION SERVICE	.00	.00	.00	51,623.97	-51,623.97	.00

04/21/20  
ACCOUNTING PERIOD: 7/20  
SELECTION CRITERIA: ALL

MONTGOMERY COUNTY, TEXAS  
DEPT/DIV REVENUE SUMMARY

PAGE 34

FUND - 255 - HAVA GRANT FUND

ACCOUNT	TITLE	BUDGET	PERIOD RECEIPTS	RECEIVABLES	YEAR TO DATE REVENUE	BALANCE	YTD/ BUD
49031	HAVA GRANT OPERATION	.00	.00	.00	98.06	-98.06	.00
TOTAL	ELECTIONS	.00	.00	.00	98.06	-98.06	.00
TOTAL	ELECTIONS	.00	.00	.00	98.06	-98.06	.00
TOTAL	HAVA GRANT FUND	.00	.00	.00	98.06	-98.06	.00

04/21/20  
ACCOUNTING PERIOD: 7/20

MONTGOMERY COUNTY, TEXAS  
DEPT/DIV REVENUE SUMMARY

PAGE 35

SELECTION CRITERIA: ALL

FUND - 256 - MOCO GRANTS

ACCOUNT	TITLE	BUDGET	PERIOD RECEIPTS	RECEIVABLES	YEAR TO DATE REVENUE	BALANCE	YTD/ BUD
40690	CDBG-DR 2016 FLOODS	.00	.00	.00	-1,370.04	1,370.04	.00
TOTAL	DISASTER RECOVERY GRANTS	.00	.00	.00	-1,370.04	1,370.04	.00
TOTAL	HEALTH AND WELFARE	.00	.00	.00	-1,370.04	1,370.04	.00
40670101	UASI 17-COM PREP/REG PLAN	-5,449.34	.00	.00	.00	-5,449.34	.00
40670102	UASI 18-COM PREP & REG PL	-214,948.49	.00	.00	28,651.04	-243,599.53	-.13
40670103	UASI 19-COM PREP/REG PLAN	411,716.46	.00	.00	.00	411,716.46	.00
TOTAL	COM PREP & REGIONAL PLAN	191,318.63	.00	.00	28,651.04	162,667.59	.15
40670302	UASI 18-EOC/REG TECH SUST	-12,908.73	.00	.00	20,257.71	-33,166.44	-1.57
40670303	UASI 19-EOC/REG TECH SUST	76,110.00	.00	.00	.00	76,110.00	.00
TOTAL	EOC/REG TECH SUSTAINMENT	63,201.27	.00	.00	20,257.71	42,943.56	.32
40670402	UASI 18-M & A	.00	.00	.00	-1,575.90	1,575.90	.00
TOTAL	M & A	.00	.00	.00	-1,575.90	1,575.90	.00
40670502	UASI 18-EOC ENHANCEMENTS	.00	.00	.00	8,122.72	-8,122.72	.00
TOTAL	EOC ENHANCEMENTS	.00	.00	.00	8,122.72	-8,122.72	.00
40670601	UASI 17-1ST RESP FC SPEC	195,403.28	.00	.00	660,288.14	-464,884.86	3.38
40670602	UASI 18-FR FC SPEC TEAM	.00	.00	.00	1,511.00	-1,511.00	.00
TOTAL	1ST RESP FC SPEC TEAM SUS	195,403.28	.00	.00	661,799.14	-466,395.86	3.39
40670701	UASI 17-1ST RESP LE SP RS	.00	.00	.00	543,669.19	-543,669.19	.00
TOTAL	1ST RESP LE SPEC RESPONSE	.00	.00	.00	543,669.19	-543,669.19	.00
40670901	UASI 18-LE SWAT SUSTAIN	-46,880.00	.00	.00	.00	-46,880.00	.00
TOTAL	LE SWAT SUSTAINMENT	-46,880.00	.00	.00	.00	-46,880.00	.00
TOTAL	HSGP GRANTS	403,043.18	.00	.00	1,260,923.90	-857,880.72	3.13
TOTAL	EMERGENCY MANAGEMENT	403,043.18	.00	.00	1,260,923.90	-857,880.72	3.13
TOTAL	PUBLIC SAFETY	403,043.18	.00	.00	1,260,923.90	-857,880.72	3.13
TOTAL	MOCO GRANTS	403,043.18	.00	.00	1,259,553.86	-856,510.68	3.13

04/21/20  
ACCOUNTING PERIOD: 7/20  
SELECTION CRITERIA: ALL

MONTGOMERY COUNTY, TEXAS  
DEPT/DIV REVENUE SUMMARY

PAGE 36

FUND - 261 - CC VITAL RECORDS PRES FND

ACCOUNT	TITLE	BUDGET	PERIOD RECEIPTS	RECEIVABLES	YEAR TO DATE REVENUE	BALANCE	YTD/ BUD
403261	VITAL RECORDS PRES	18,190.00	.00	.00	9,078.00	9,112.00	.50
TOTAL	COUNTY CLERK	18,190.00	.00	.00	9,078.00	9,112.00	.50
TOTAL	GENERAL ADMINISTRATION	18,190.00	.00	.00	9,078.00	9,112.00	.50
TOTAL	CC VITAL RECORDS PRES FND	18,190.00	.00	.00	9,078.00	9,112.00	.50

04/21/20  
ACCOUNTING PERIOD: 7/20

MONTGOMERY COUNTY, TEXAS  
DEPT/DIV REVENUE SUMMARY

PAGE 37

SELECTION CRITERIA: ALL

FUND - 358 - MONTG CO DEBT SERVICE

ACCOUNT	TITLE	BUDGET	PERIOD RECEIPTS	RECEIVABLES	YEAR TO DATE REVENUE	BALANCE	YTD/ BUD
3	DEBT SERVICE FUNDS	33,572,609.00	.00	.00	36,953,662.12	-3,381,053.12	1.10
TOTAL	DEBT SERVICE FUNDS	33,572,609.00	.00	.00	36,953,662.12	-3,381,053.12	1.10
TOTAL	DEBT SERVICE FUNDS	33,572,609.00	.00	.00	36,953,662.12	-3,381,053.12	1.10
6927	C/O 2010B BABS-\$23.395 M	397,714.00	.00	.00	200,347.52	197,366.48	.50
TOTAL	C/O 2010B BABS-\$23.395 M	397,714.00	.00	.00	200,347.52	197,366.48	.50
TOTAL	DEBT SERVICE	397,714.00	.00	.00	200,347.52	197,366.48	.50
TOTAL	MONTG CO DEBT SERVICE	33,970,323.00	.00	.00	37,154,009.64	-3,183,686.64	1.09

04/21/20  
ACCOUNTING PERIOD: 7/20  
SELECTION CRITERIA: ALL

MONTGOMERY COUNTY, TEXAS  
DEPT/DIV REVENUE SUMMARY

PAGE 38

FUND - 40011 - C/P-REVENUE/TOLL BONDS 10

ACCOUNT	TITLE	BUDGET	PERIOD RECEIPTS	RECEIVABLES	YEAR TO DATE REVENUE	BALANCE	YTD/ BUD
4	CAPITAL PROJECTS FUNDS	.00	7,078.53	.00	668,605.32	-668,605.32	.00
TOTAL	CAPITAL PROJECTS FUNDS	.00	7,078.53	.00	668,605.32	-668,605.32	.00
TOTAL	CAPITAL PROJECTS FUNDS	.00	7,078.53	.00	668,605.32	-668,605.32	.00
TOTAL	C/P-REVENUE/TOLL BONDS 10	.00	7,078.53	.00	668,605.32	-668,605.32	.00

04/21/20  
ACCOUNTING PERIOD: 7/20  
  
SELECTION CRITERIA: ALL

MONTGOMERY COUNTY, TEXAS  
DEPT/DIV REVENUE SUMMARY

PAGE 39

FUND - 40012 - C/P-CERT OBLIGN 2012

ACCOUNT	TITLE	BUDGET	PERIOD RECEIPTS	RECEIVABLES	YEAR TO DATE REVENUE	BALANCE	YTD/ BUD
4	CAPITAL PROJECTS FUNDS	.00	.00	.00	11,087.91	-11,087.91	.00
TOTAL	CAPITAL PROJECTS FUNDS	.00	.00	.00	11,087.91	-11,087.91	.00
TOTAL	CAPITAL PROJECTS FUNDS	.00	.00	.00	11,087.91	-11,087.91	.00
TOTAL	C/P-CERT OBLIGN 2012	.00	.00	.00	11,087.91	-11,087.91	.00

04/21/20  
 ACCOUNTING PERIOD: 7/20  
 SELECTION CRITERIA: ALL

MONTGOMERY COUNTY, TEXAS  
 DEPT/DIV REVENUE SUMMARY

PAGE 40

FUND - 40013 - C/P-C/O 2012A-\$15,880,000

ACCOUNT	TITLE	BUDGET	PERIOD RECEIPTS	RECEIVABLES	YEAR TO DATE REVENUE	BALANCE	YTD/ BUD
4	CAPITAL PROJECTS FUNDS	.00	.00	.00	485.79	-485.79	.00
TOTAL	CAPITAL PROJECTS FUNDS	.00	.00	.00	485.79	-485.79	.00
TOTAL	CAPITAL PROJECTS FUNDS	.00	.00	.00	485.79	-485.79	.00
TOTAL	C/P-C/O 2012A-\$15,880,000	.00	.00	.00	485.79	-485.79	.00

04/21/20  
 ACCOUNTING PERIOD: 7/20  
 SELECTION CRITERIA: ALL

MONTGOMERY COUNTY, TEXAS  
 DEPT/DIV REVENUE SUMMARY

PAGE 41

FUND - 40014 - C/P P-T TOLL PROJECTS

ACCOUNT	TITLE	BUDGET	PERIOD RECEIPTS	RECEIVABLES	YEAR TO DATE REVENUE	BALANCE	YTD/ BUD
4	CAPITAL PROJECTS FUNDS	.00	.00	.00	.01	- .01	.00
TOTAL	CAPITAL PROJECTS FUNDS	.00	.00	.00	.01	- .01	.00
TOTAL	CAPITAL PROJECTS FUNDS	.00	.00	.00	.01	- .01	.00
TOTAL	C/P P-T TOLL PROJECTS	.00	.00	.00	.01	- .01	.00

04/21/20  
ACCOUNTING PERIOD: 7/20  
SELECTION CRITERIA: ALL

MONTGOMERY COUNTY, TEXAS  
DEPT/DIV REVENUE SUMMARY

PAGE 42

FUND - 40016 - C/P SHERIFF PROJECTS

ACCOUNT	TITLE	BUDGET	PERIOD RECEIPTS	RECEIVABLES	YEAR TO DATE REVENUE	BALANCE	YTD/ BUD
4	CAPITAL PROJECTS FUNDS	.00	-1,440.00	.00	13,884.00	-13,884.00	.00
TOTAL	CAPITAL PROJECTS FUNDS	.00	-1,440.00	.00	13,884.00	-13,884.00	.00
TOTAL	CAPITAL PROJECTS FUNDS	.00	-1,440.00	.00	13,884.00	-13,884.00	.00
TOTAL	C/P SHERIFF PROJECTS	.00	-1,440.00	.00	13,884.00	-13,884.00	.00

04/21/20  
 ACCOUNTING PERIOD: 7/20  
 SELECTION CRITERIA: ALL

MONTGOMERY COUNTY, TEXAS  
 DEPT/DIV REVENUE SUMMARY

PAGE 43

FUND - 40017 - LOCAL CAPITAL PROJECTS

ACCOUNT	TITLE	BUDGET	PERIOD RECEIPTS	RECEIVABLES	YEAR TO DATE REVENUE	BALANCE	YTD/ BUD
4996001	TAX OFFICE CIP	.00	.00	.00	871,056.38	-871,056.38	.00
TOTAL	CAPITAL PROJ-TAX OFFICE	.00	.00	.00	871,056.38	-871,056.38	.00
TOTAL	CAPITAL PROJECTS	.00	.00	.00	871,056.38	-871,056.38	.00
4	CAPITAL PROJECTS FUNDS	4,623,363.50	.00	.00	.00	4,623,363.50	.00
TOTAL	CAPITAL PROJECTS FUNDS	4,623,363.50	.00	.00	.00	4,623,363.50	.00
TOTAL	CAPITAL PROJECTS FUNDS	4,623,363.50	.00	.00	.00	4,623,363.50	.00
TOTAL	LOCAL CAPITAL PROJECTS	4,623,363.50	.00	.00	871,056.38	3,752,307.12	.19

04/21/20  
ACCOUNTING PERIOD: 7/20  
SELECTION CRITERIA: ALL

MONTGOMERY COUNTY, TEXAS  
DEPT/DIV REVENUE SUMMARY

PAGE 44

FUND - 40018 - C/P ROAD BONDS 2016, \$60M

ACCOUNT	TITLE	BUDGET	PERIOD RECEIPTS	RECEIVABLES	YEAR TO DATE REVENUE	BALANCE	YTD/ BUD
4	CAPITAL PROJECTS FUNDS	.00	.00	.00	54,133.59	-54,133.59	.00
TOTAL	CAPITAL PROJECTS FUNDS	.00	.00	.00	54,133.59	-54,133.59	.00
TOTAL	CAPITAL PROJECTS FUNDS	.00	.00	.00	54,133.59	-54,133.59	.00
TOTAL	C/P ROAD BONDS 2016, \$60M	.00	.00	.00	54,133.59	-54,133.59	.00

04/21/20  
ACCOUNTING PERIOD: 7/20  
SELECTION CRITERIA: ALL

MONTGOMERY COUNTY, TEXAS  
DEPT/DIV REVENUE SUMMARY

PAGE 45

FUND - 40019 - C/P ROAD BONDS 2016A

ACCOUNT	TITLE	BUDGET	PERIOD RECEIPTS	RECEIVABLES	YEAR TO DATE REVENUE	BALANCE	YTD/ BUD
4	CAPITAL PROJECTS FUNDS	.00	.00	.00	201,939.46	-201,939.46	.00
TOTAL	CAPITAL PROJECTS FUNDS	.00	.00	.00	201,939.46	-201,939.46	.00
TOTAL	CAPITAL PROJECTS FUNDS	.00	.00	.00	201,939.46	-201,939.46	.00
TOTAL	C/P ROAD BONDS 2016A	.00	.00	.00	201,939.46	-201,939.46	.00

04/21/20  
ACCOUNTING PERIOD: 7/20  
SELECTION CRITERIA: ALL

MONTGOMERY COUNTY, TEXAS  
DEPT/DIV REVENUE SUMMARY

PAGE 46

FUND - 40020 - C/P ROAD BONDS 2018

ACCOUNT	TITLE	BUDGET	PERIOD RECEIPTS	RECEIVABLES	YEAR TO DATE REVENUE	BALANCE	YTD/ BUD
4	CAPITAL PROJECTS FUNDS	.00	.00	.00	290,006.54	-290,006.54	.00
TOTAL	CAPITAL PROJECTS FUNDS	.00	.00	.00	290,006.54	-290,006.54	.00
TOTAL	CAPITAL PROJECTS FUNDS	.00	.00	.00	290,006.54	-290,006.54	.00
TOTAL	C/P ROAD BONDS 2018	.00	.00	.00	290,006.54	-290,006.54	.00

04/21/20  
ACCOUNTING PERIOD: 7/20  
SELECTION CRITERIA: ALL

MONTGOMERY COUNTY, TEXAS  
DEPT/DIV REVENUE SUMMARY

PAGE 47

FUND - 40021 - C/P ROAD BONDS 2018B

ACCOUNT	TITLE	BUDGET	PERIOD RECEIPTS	RECEIVABLES	YEAR TO DATE REVENUE	BALANCE	YTD/ BUD
4	CAPITAL PROJECTS FUNDS	.00	.00	.00	800,299.52	-800,299.52	.00
TOTAL	CAPITAL PROJECTS FUNDS	.00	.00	.00	800,299.52	-800,299.52	.00
TOTAL	CAPITAL PROJECTS FUNDS	.00	.00	.00	800,299.52	-800,299.52	.00
TOTAL	C/P ROAD BONDS 2018B	.00	.00	.00	800,299.52	-800,299.52	.00

04/21/20

ACCOUNTING PERIOD: 7/20

MONTGOMERY COUNTY, TEXAS

DEPT/DIV REVENUE SUMMARY

PAGE 48

SELECTION CRITERIA: ALL

FUND - 500 - TOLL ROAD AUTHORITY

ACCOUNT	TITLE	BUDGET	PERIOD RECEIPTS	RECEIVABLES	YEAR TO DATE REVENUE	BALANCE	YTD/ BUD
50002	249 TOLL PROJECT	.00	.00	.00	417,850.60	-417,850.60	.00
TOTAL	249 TOLL PROJECT	.00	.00	.00	417,850.60	-417,850.60	.00
500021	SH 249 OPERATIONS	5,272,250.00	.00	.00	376,096.88	4,896,153.12	.07
TOTAL	SH 249 OPERATIONS	5,272,250.00	.00	.00	376,096.88	4,896,153.12	.07
50003	242 TOLL PROJECT	17,424.34	.00	.00	29,101.43	-11,677.09	1.67
TOTAL	242 TOLL PROJECT	17,424.34	.00	.00	29,101.43	-11,677.09	1.67
TOTAL	PUBLIC TRANSPORTATION	5,289,674.34	.00	.00	823,048.91	4,466,625.43	.16
TOTAL	TOLL ROAD AUTHORITY	5,289,674.34	.00	.00	823,048.91	4,466,625.43	.16

04/21/20

ACCOUNTING PERIOD: 7/20

MONTGOMERY COUNTY, TEXAS

DEPT/DIV REVENUE SUMMARY

PAGE 49

SELECTION CRITERIA: ALL

FUND - 501 - MCTRA DEBT SERVICE FUND

ACCOUNT	TITLE	BUDGET	PERIOD RECEIPTS	RECEIVABLES	YEAR TO DATE REVENUE	BALANCE	YTD/ BUD
50101	SR LIEN REV BONDS 2018	.00	.00	.00	-220,256.41	220,256.41	.00
TOTAL	SR LIEN REV BONDS 2018	.00	.00	.00	-220,256.41	220,256.41	.00
TOTAL	DEBT SERVICE FUNDS	.00	.00	.00	-220,256.41	220,256.41	.00
5	ENTERPRISE FUND	2,462,470.00	.00	.00	.00	2,462,470.00	.00
TOTAL	ENTERPRISE FUND	2,462,470.00	.00	.00	.00	2,462,470.00	.00
TOTAL	ENTERPRISE FUND	2,462,470.00	.00	.00	.00	2,462,470.00	.00
TOTAL	MCTRA DEBT SERVICE FUND	2,462,470.00	.00	.00	-220,256.41	2,682,726.41	-.09

04/21/20  
 ACCOUNTING PERIOD: 7/20  
 SELECTION CRITERIA: ALL

MONTGOMERY COUNTY, TEXAS  
 DEPT/DIV REVENUE SUMMARY

PAGE 50

FUND - 670 - SELF INSURANCE MEDICAL FD

ACCOUNT	TITLE	BUDGET	PERIOD RECEIPTS	RECEIVABLES	YEAR TO DATE REVENUE	BALANCE	YTD/ BUD
4023	EMPLOYEE HEALTH	.00	227,675.75	.00	15,555,867.68	-15,555,867.68	.00
4024	RETIREE HEALTH	.00	-5,128.87	.00	4,167,371.76	-4,167,371.76	.00
4025	OPTIONAL BENEFITS	.00	.62	.00	1,082,029.65	-1,082,029.65	.00
4029	EMPLOYEE LIFE	.00	.00	.00	75,370.40	-75,370.40	.00
TOTAL	RISK MANAGEMENT	.00	222,547.50	.00	20,880,639.49	-20,880,639.49	.00
TOTAL	GENERAL ADMINISTRATION	.00	222,547.50	.00	20,880,639.49	-20,880,639.49	.00
TOTAL	SELF INSURANCE MEDICAL FD	.00	222,547.50	.00	20,880,639.49	-20,880,639.49	.00

04/21/20  
ACCOUNTING PERIOD: 7/20  
SELECTION CRITERIA: ALL

MONTGOMERY COUNTY, TEXAS  
DEPT/DIV REVENUE SUMMARY

PAGE 51

FUND - 671 - SELF INSURANCE W/C FUND

ACCOUNT	TITLE	BUDGET	PERIOD RECEIPTS	RECEIVABLES	YEAR TO DATE REVENUE	BALANCE	YTD/ BUD
40210	RISK MGT-WORKERS COMP	.00	7,992.86	.00	1,471,393.39	-1,471,393.39	.00
TOTAL	RISK MANAGEMENT	.00	7,992.86	.00	1,471,393.39	-1,471,393.39	.00
TOTAL	GENERAL ADMINISTRATION	.00	7,992.86	.00	1,471,393.39	-1,471,393.39	.00
TOTAL	SELF INSURANCE W/C FUND	.00	7,992.86	.00	1,471,393.39	-1,471,393.39	.00

04/21/20  
ACCOUNTING PERIOD: 7/20  
SELECTION CRITERIA: ALL

MONTGOMERY COUNTY, TEXAS  
DEPT/DIV REVENUE SUMMARY

PAGE 52

FUND - 672 - SELF INS ACIDENT AND LIAB

ACCOUNT	TITLE	BUDGET	PERIOD RECEIPTS	RECEIVABLES	YEAR TO DATE REVENUE	BALANCE	YTD/ BUD
40220	RISK MGT-PROP/CASLTY/LIAB	.00	.00	.00	2,065,142.77	-2,065,142.77	.00
TOTAL	RISK MANAGEMENT	.00	.00	.00	2,065,142.77	-2,065,142.77	.00
TOTAL	GENERAL ADMINISTRATION	.00	.00	.00	2,065,142.77	-2,065,142.77	.00
TOTAL	SELF INS ACIDENT AND LIAB	.00	.00	.00	2,065,142.77	-2,065,142.77	.00

04/21/20  
ACCOUNTING PERIOD: 7/20

MONTGOMERY COUNTY, TEXAS  
DEPT/DIV REVENUE SUMMARY

PAGE 53

SELECTION CRITERIA: ALL

FUND - 673 - WELLNESS CLINIC

ACCOUNT	TITLE	BUDGET	PERIOD RECEIPTS	RECEIVABLES	YEAR TO DATE REVENUE	BALANCE	YTD/ BUD
4026	WELLNESS CLINIC	.00	.00	.00	701,836.63	-701,836.63	.00
TOTAL	RISK MANAGEMENT	.00	.00	.00	701,836.63	-701,836.63	.00
TOTAL	GENERAL ADMINISTRATION	.00	.00	.00	701,836.63	-701,836.63	.00
TOTAL	WELLNESS CLINIC	.00	.00	.00	701,836.63	-701,836.63	.00
TOTAL REPORT		361,496,379.03	3,182,267.06	.00	314,932,034.94	46,564,344.09	.87

04/21/20  
ACCOUNTING PERIOD: 7/20

MONTGOMERY COUNTY, TEXAS  
DEPT/DIV EXPENDITURE SUMMARY

PAGE 1

SELECTION CRITERIA: ALL

FUND - 110 - GENERAL FUND

ACCOUNT	TITLE	BUDGET	PERIOD EXPENDITURES	ENCUMBRANCES OUTSTANDING	YEAR TO DATE ENC + EXP	AVAILABLE BALANCE	YTD/ BUD
1	GENERAL FUND	3,597,151.53	.00	.00	100,000.00	3,497,151.53	.03
TOTAL	GENERAL FUND	3,597,151.53	.00	.00	100,000.00	3,497,151.53	.03
TOTAL	GENERAL FUND	3,597,151.53	.00	.00	100,000.00	3,497,151.53	.03
400	COUNTY JUDGE	541,205.54	19,142.99	1,826.25	284,173.66	257,031.88	.53
TOTAL	COUNTY JUDGE	541,205.54	19,142.99	1,826.25	284,173.66	257,031.88	.53
401	HUMAN RESOURCES	629,802.00	26,524.27	812.36	329,101.94	300,700.06	.52
TOTAL	HUMAN RESOURCES	629,802.00	26,524.27	812.36	329,101.94	300,700.06	.52
4011	CIVIL SERVICE	4,500.00	.00	.00	966.62	3,533.38	.21
TOTAL	CIVIL SERVICE	4,500.00	.00	.00	966.62	3,533.38	.21
402	RISK MANAGEMENT	980,021.82	42,032.97	8,433.83	463,453.84	516,567.98	.47
TOTAL	RISK MANAGEMENT	980,021.82	42,032.97	8,433.83	463,453.84	516,567.98	.47
403	COUNTY CLERK	2,491,631.99	91,490.34	1,183.96	1,258,714.38	1,232,917.61	.51
TOTAL	COUNTY CLERK	2,491,631.99	91,490.34	1,183.96	1,258,714.38	1,232,917.61	.51
404	COURT COLLECTIONS	481,907.73	17,786.67	5,219.39	214,698.07	267,209.66	.45
TOTAL	COURT COLLECTIONS	481,907.73	17,786.67	5,219.39	214,698.07	267,209.66	.45
405	VETERANS SERVICE	326,248.00	10,373.69	.00	161,490.60	164,757.40	.49
TOTAL	VETERANS SERVICE	326,248.00	10,373.69	.00	161,490.60	164,757.40	.49
407	PURCHASING AGENT	1,179,271.76	44,676.64	75.95	599,620.82	579,650.94	.51
TOTAL	PURCHASING AGENT	1,179,271.76	44,676.64	75.95	599,620.82	579,650.94	.51
409	NON-DEPARTMENTAL	9,113,875.14	97,813.04	1,495.70	5,018,317.27	4,095,557.87	.55
40911	EMPLOYEE BENEFITS	3,946,110.00	.00	.00	3,946,110.00	.00	1.00
TOTAL	NON-DEPARTMENTAL	13,059,985.14	97,813.04	1,495.70	8,964,427.27	4,095,557.87	.69
503	INFORMATION TECHNOLOGY	5,568,112.75	409,180.57	140,083.62	3,339,560.27	2,228,552.48	.60
50313	RENEWAL AND REPLACEMENT	1,337,030.81	.00	28,255.08	592,817.71	744,213.10	.44
50314	GIS	148,970.00	.00	.00	4,840.34	144,129.66	.03
50316	NET/OPS DATACENTER	984,609.20	36,275.64	32,442.95	436,805.85	547,803.35	.44
50317	IT ADMIN	156,752.97	3,340.15	5,056.79	32,386.57	124,366.40	.21
50318	IT SECURITY	308,600.00	15,560.00	.00	169,105.00	139,495.00	.55
TOTAL	INFORMATION TECHNOLOGY	8,504,075.73	464,356.36	205,838.44	4,575,515.74	3,928,559.99	.54
601	PERMITS	518,928.00	20,012.60	928.43	251,778.02	267,149.98	.49
TOTAL	PERMITS	518,928.00	20,012.60	928.43	251,778.02	267,149.98	.49
TOTAL	GENERAL ADMINISTRATION	28,717,577.71	834,209.57	225,814.31	17,103,940.96	11,613,636.75	.60
4095	ECONOMIC DEVELOPMENT	2,390,174.00	.00	.00	1,848,462.77	541,711.23	.77
TOTAL	NON-DEPARTMENTAL	2,390,174.00	.00	.00	1,848,462.77	541,711.23	.77
495	COUNTY AUDITOR	2,147,019.28	79,179.17	40.11	1,060,619.66	1,086,399.62	.49

04/21/20  
ACCOUNTING PERIOD: 7/20

MONTGOMERY COUNTY, TEXAS  
DEPT/DIV EXPENDITURE SUMMARY

PAGE 2

SELECTION CRITERIA: ALL

FUND - 110 - GENERAL FUND

ACCOUNT	TITLE	BUDGET	PERIOD EXPENDITURES	ENCUMBRANCES OUTSTANDING	YEAR TO DATE ENC + EXP	AVAILABLE BALANCE	YTD/ BUD
TOTAL	COUNTY AUDITOR	2,147,019.28	79,179.17	40.11	1,060,619.66	1,086,399.62	.49
496	BUDGET OFFICE	335,946.98	12,442.96	27.99	165,147.50	170,799.48	.49
TOTAL	BUDGET OFFICE	335,946.98	12,442.96	27.99	165,147.50	170,799.48	.49
497	COUNTY TREASURER	735,728.00	27,831.24	27.94	376,040.57	359,687.43	.51
TOTAL	COUNTY TREASURER	735,728.00	27,831.24	27.94	376,040.57	359,687.43	.51
499	TAX ASSESSOR/COLLECTOR	4,799,231.27	204,985.78	1,222.78	2,321,620.36	2,477,610.91	.48
4991	TAX A/C-VEH INV TAX	16,276.00	.00	.00	1,801.50	14,474.50	.11
4992	TAX A/C-RENDITION PENALTY	919.64	.00	.00	.00	919.64	.00
TOTAL	TAX ASSESSOR/COLLECTOR	4,816,426.91	204,985.78	1,222.78	2,323,421.86	2,493,005.05	.48
50311	FINANCIAL TECHNOLOGY	587,944.75	.00	464,020.75	577,770.75	10,174.00	.98
TOTAL	INFORMATION TECHNOLOGY	587,944.75	.00	464,020.75	577,770.75	10,174.00	.98
TOTAL	FINANCIAL ADMINISTRATION	11,013,239.92	324,439.15	465,339.57	6,351,463.11	4,661,776.81	.58
665	EXTENSION AGENTS	770,607.00	26,761.90	266.96	368,651.92	401,955.08	.48
TOTAL	EXTENSION AGENTS	770,607.00	26,761.90	266.96	368,651.92	401,955.08	.48
TOTAL	CONSERVATION	770,607.00	26,761.90	266.96	368,651.92	401,955.08	.48
50315	IT LIBRARY	111,737.55	.00	27,416.52	75,442.07	36,295.48	.68
TOTAL	INFORMATION TECHNOLOGY	111,737.55	.00	27,416.52	75,442.07	36,295.48	.68
6511	MEMORIAL LIBRARY	10,228,584.85	329,512.31	98,300.74	4,944,850.00	5,283,734.85	.48
651121	PURVIS TRANS-TOCKER GRANT	58,221.00	.00	31,650.32	57,062.47	1,158.53	.98
TOTAL	PURVIS BR LIBR- MAGNOLIA	58,221.00	.00	31,650.32	57,062.47	1,158.53	.98
TOTAL	MEMORIAL LIBRARY	10,286,805.85	329,512.31	129,951.06	5,001,912.47	5,284,893.38	.49
661	HISTORICAL COMMISSION	215,000.00	1,254.40	.00	186,254.40	28,745.60	.87
TOTAL	HISTORICAL COMMISSION	215,000.00	1,254.40	.00	186,254.40	28,745.60	.87
6611	HIST COMM DONATIONS	14,844.35	.00	.00	.00	14,844.35	.00
TOTAL	HIST COMM DONATIONS	14,844.35	.00	.00	.00	14,844.35	.00
TOTAL	CULTURE AND RECREATION	10,628,387.75	330,766.71	157,367.58	5,263,608.94	5,364,778.81	.50
4901	ELECTIONS ADMINISTRATOR	1,506,619.09	58,234.19	10,083.27	1,086,240.09	420,379.00	.72
4902	VOTER REGISTRATION	.00	.00	672.00	71,112.36	-71,112.36	.00
TOTAL	ELECTIONS	1,506,619.09	58,234.19	10,755.27	1,157,352.45	349,266.64	.77
TOTAL	ELECTIONS	1,506,619.09	58,234.19	10,755.27	1,157,352.45	349,266.64	.77
509	BLDG CUSTODIAL SERVICES	3,438,714.49	170,849.71	14,524.87	1,643,928.49	1,794,786.00	.48
TOTAL	BLDG CUSTODIAL SERVICES	3,438,714.49	170,849.71	14,524.87	1,643,928.49	1,794,786.00	.48
510	BLDG MAINT/CONSTRUCTION	6,196,837.72	333,433.01	61,260.07	3,200,455.26	2,996,382.46	.52

04/21/20  
ACCOUNTING PERIOD: 7/20

MONTGOMERY COUNTY, TEXAS  
DEPT/DIV EXPENDITURE SUMMARY

PAGE 3

SELECTION CRITERIA: ALL

FUND - 110 - GENERAL FUND

ACCOUNT	TITLE	BUDGET	PERIOD EXPENDITURES	ENCUMBRANCES OUTSTANDING	YEAR TO DATE ENC + EXP	AVAILABLE BALANCE	YTD/ BUD
TOTAL	BLDG MAINT/CONSTRUCTION	6,196,837.72	333,433.01	61,260.07	3,200,455.26	2,996,382.46	.52
5121	JAIL	27,588,556.90	1,665,459.58	36,961.16	14,179,155.46	13,409,401.44	.51
TOTAL	JAIL	27,588,556.90	1,665,459.58	36,961.16	14,179,155.46	13,409,401.44	.51
513	CONVENTION CENTER COMPLEX	1,246,571.57	52,504.51	12,228.85	591,286.53	655,285.04	.47
TOTAL	CONVENTION CENTER COMPLEX	1,246,571.57	52,504.51	12,228.85	591,286.53	655,285.04	.47
5131	FAIRGROUNDS	44,429.00	.00	.00	.00	44,429.00	.00
TOTAL	FAIRGROUNDS	44,429.00	.00	.00	.00	44,429.00	.00
TOTAL	FACILITIES	38,515,109.68	2,222,246.81	124,974.95	19,614,825.74	18,900,283.94	.51
630	MEDICAL HEALTH	90,000.00	7,500.00	.00	52,500.00	37,500.00	.58
6303	FORENSIC SERVICES	2,221,491.49	128,421.85	9,086.65	1,109,919.54	1,111,571.95	.50
630313	FORENSICS DEPT ACER GRANT	23,647.20	.00	.00	6,600.00	17,047.20	.28
TOTAL	MEDICAL HEALTH	2,335,138.69	135,921.85	9,086.65	1,169,019.54	1,166,119.15	.50
631	MENTAL HEALTH	221,525.00	.00	.00	108,203.50	113,321.50	.49
TOTAL	MENTAL HEALTH	221,525.00	.00	.00	108,203.50	113,321.50	.49
632	ENVIRONMENTAL HEALTH	2,178,690.93	81,614.14	16,142.82	1,068,845.21	1,109,845.72	.49
TOTAL	ENVIRONMENTAL HEALTH	2,178,690.93	81,614.14	16,142.82	1,068,845.21	1,109,845.72	.49
633	ANIMAL SERVICES	5,193,831.46	229,282.79	280,222.14	2,714,503.07	2,479,328.39	.52
TOTAL	ANIMAL SERVICES	5,193,831.46	229,282.79	280,222.14	2,714,503.07	2,479,328.39	.52
6331	ANIMAL SHELTER	.00	.00	1.00	1.00	-1.00	.00
63311	ANIMAL SHELTER DONATIONS	216,389.87	.00	.00	67,830.33	148,559.54	.31
63315	ANIMAL SHELTER-PETCO 2018	3,338.68	.00	.00	1,056.66	2,282.02	.32
633151	20-21 PETCO-LIFESAV INVES	150,000.00	.00	.00	.00	150,000.00	.00
63317	PET RETENTION GRANT	-18,879.64	.00	.00	.00	-18,879.64	.00
63318	ANIMAL SHELTER WELLNESS	58,257.50	673.75	1,354.47	26,610.87	31,646.63	.46
TOTAL	ANIMAL SHELTER	409,106.41	673.75	1,355.47	95,498.86	313,607.55	.23
640	CHILD WELFARE	107,555.53	3,868.84	343.39	26,987.79	80,567.74	.25
64012	CONCRETE SERVICES 19-24	6,500.00	.00	.00	.00	6,500.00	.00
TOTAL	CHILD WELFARE	114,055.53	3,868.84	343.39	26,987.79	87,067.74	.24
641	WELFARE CONTRACT SERVICES	1,294,373.00	301,976.25	.00	820,412.75	473,960.25	.63
TOTAL	WELFARE CONTRACT SERVICES	1,294,373.00	301,976.25	.00	820,412.75	473,960.25	.63
64201	MCCD-COUNTY APPROPRIATION	1,000.00	25.44	.00	114.56	885.44	.11
TOTAL	CDBG/\$1.7MIL-YEAR 1	1,000.00	25.44	.00	114.56	885.44	.11
TOTAL	HEALTH AND WELFARE	11,747,721.02	753,363.06	307,150.47	6,003,585.28	5,744,135.74	.51
426	COUNTY COURT AT LAW #1	533,338.07	20,189.35	.00	269,315.17	264,022.90	.50
TOTAL	COUNTY COURT AT LAW #1	533,338.07	20,189.35	.00	269,315.17	264,022.90	.50

04/21/20

ACCOUNTING PERIOD: 7/20

MONTGOMERY COUNTY, TEXAS  
DEPT/DIV EXPENDITURE SUMMARY

PAGE 4

SELECTION CRITERIA: ALL

FUND - 110 - GENERAL FUND

ACCOUNT	TITLE	BUDGET	PERIOD EXPENDITURES	ENCUMBRANCES OUTSTANDING	YEAR TO DATE ENC + EXP	AVAILABLE BALANCE	YTD/ BUD
427	COUNTY COURT AT LAW #2	928,893.00	35,492.73	167.82	471,773.65	457,119.35	.51
TOTAL	COUNTY COURT AT LAW #2	928,893.00	35,492.73	167.82	471,773.65	457,119.35	.51
429	COUNTY COURT AT LAW #3	843,985.80	35,095.73	333.80	432,781.06	411,204.74	.51
TOTAL	COUNTY COURT AT LAW #3	843,985.80	35,095.73	333.80	432,781.06	411,204.74	.51
430	COUNTY COURT AT LAW #4	541,102.40	20,657.59	107.78	274,143.07	266,959.33	.51
TOTAL	COUNTY COURT AT LAW #4	541,102.40	20,657.59	107.78	274,143.07	266,959.33	.51
431	COUNTY COURT AT LAW #5	521,356.98	19,828.22	1,044.37	262,525.36	258,831.62	.50
TOTAL	COUNTY COURT AT LAW #5	521,356.98	19,828.22	1,044.37	262,525.36	258,831.62	.50
4351	DISTRICT ATTORNEY	11,965,236.71	450,711.34	37,919.75	6,156,418.69	5,808,818.02	.51
435111	DA NO REFUSAL GRANT	197,745.38	7,418.74	1,080.00	99,526.24	98,219.14	.50
435113	ICE-HOMELAND SEC INVESTIG	1,798.80	.00	.00	.00	1,798.80	.00
435152	DA VICTIM COORD 20/21	164,766.20	2,957.20	.00	40,064.93	124,701.27	.24
435172	DA DVI FY20	102,419.67	4,196.70	.00	56,505.03	45,914.64	.55
435180	SMART PROSECUTION INITV	200,581.38	7,860.50	.00	88,826.46	111,754.92	.44
435190	DA SOCIAL WORKER FY20	89,229.36	2,676.92	.00	14,385.13	74,844.23	.16
4354	D. A. STATE FUNDS	33,501.12	738.05	.00	9,113.66	24,387.46	.27
TOTAL	DISTRICT ATTORNEY	12,755,278.62	476,559.45	38,999.75	6,464,840.14	6,290,438.48	.51
43922	VETERANS TMNT CT 19-20	164,952.23	5,008.13	5,898.60	80,425.21	84,527.02	.49
TOTAL	359TH DISTRICT COURT	164,952.23	5,008.13	5,898.60	80,425.21	84,527.02	.49
450	DISTRICT CLERK	3,724,518.16	137,490.97	832.30	1,867,763.49	1,856,754.67	.50
TOTAL	DISTRICT CLERK	3,724,518.16	137,490.97	832.30	1,867,763.49	1,856,754.67	.50
455	JUSTICE OF PEACE PCT 1	1,010,630.48	52,700.56	.00	517,023.29	493,607.19	.51
TOTAL	JUSTICE OF PEACE PCT 1	1,010,630.48	52,700.56	.00	517,023.29	493,607.19	.51
456	JUSTICE OF PEACE PCT 2	711,184.00	57,906.93	.00	359,857.47	351,326.53	.51
TOTAL	JUSTICE OF PEACE PCT 2	711,184.00	57,906.93	.00	359,857.47	351,326.53	.51
457	JUSTICE OF PEACE PCT 3	1,281,024.85	45,671.28	227.59	635,607.71	645,417.14	.50
4571	JP NO 3-TCID CONTRACT	58,585.00	2,279.49	.00	30,116.84	28,468.16	.51
TOTAL	JUSTICE OF PEACE PCT 3	1,339,609.85	47,950.77	227.59	665,724.55	673,885.30	.50
458	JUSTICE OF PEACE PCT 4	1,098,888.00	50,798.35	.00	534,446.80	564,441.20	.49
TOTAL	JUSTICE OF PEACE PCT 4	1,098,888.00	50,798.35	.00	534,446.80	564,441.20	.49
459	JUSTICE OF PEACE PCT 5	635,094.92	39,124.06	3,126.02	327,728.56	307,366.36	.52
TOTAL	JUSTICE OF PEACE PCT 5	635,094.92	39,124.06	3,126.02	327,728.56	307,366.36	.52
50312	JUDICIAL TECHNOLOGY	1,016,515.30	995.00	26,554.00	692,515.83	323,999.47	.68
TOTAL	INFORMATION TECHNOLOGY	1,016,515.30	995.00	26,554.00	692,515.83	323,999.47	.68
TOTAL	JUDICIAL	25,825,347.81	999,797.84	77,292.03	13,220,863.65	12,604,484.16	.51
4751	COUNTY ATTORNEY	3,652,426.14	102,728.36	557.44	1,435,683.79	2,216,742.35	.39

RUN DATE 04/21/20 TIME 14:23:52

- LIVE DATA BASE/COUNTY AUD

04/21/20  
ACCOUNTING PERIOD: 7/20

MONTGOMERY COUNTY, TEXAS  
DEPT/DIV EXPENDITURE SUMMARY

PAGE 5

SELECTION CRITERIA: ALL

FUND - 110 - GENERAL FUND

ACCOUNT	TITLE	BUDGET	PERIOD EXPENDITURES	ENCUMBRANCES OUTSTANDING	YEAR TO DATE ENC + EXP	AVAILABLE BALANCE	YTD/ BUD
47512	TITLE IV-E LEGAL SVCS	.00	27,764.85	.00	351,777.45	-351,777.45	.00
TOTAL	COUNTY ATTORNEY	3,652,426.14	130,493.21	557.44	1,787,461.24	1,864,964.90	.49
4754	CO ATTORNEY STATE FUNDS	.00	.00	.00	43,262.14	-43,262.14	.00
TOTAL	COUNTY ATTORNEY	3,652,426.14	130,493.21	557.44	1,830,723.38	1,821,702.76	.50
4771	ALTERNATE DISPUTE RESLN	150,000.00	.00	.00	62,690.00	87,310.00	.42
TOTAL	ALTERNATE DISPUTE RESLN	150,000.00	.00	.00	62,690.00	87,310.00	.42
TOTAL	LEGAL SERVICES	3,802,426.14	130,493.21	557.44	1,893,413.38	1,909,012.76	.50
406	EMERGENCY MANAGEMENT	1,767,069.21	42,951.44	479,036.75	843,661.56	923,407.65	.48
40670403	UASI 19-M&A	109,865.58	663.09	.00	2,910.68	106,954.90	.03
TOTAL	M & A	109,865.58	663.09	.00	2,910.68	106,954.90	.03
40670503	UASI 19-EOC ENHNC/REG TCH	185,000.00	.00	.00	.00	185,000.00	.00
TOTAL	EOC ENHANCEMENTS	185,000.00	.00	.00	.00	185,000.00	.00
40670603	UASI 19-FR FC SPEC TEAM	649,349.00	.00	.00	22,500.00	626,849.00	.03
TOTAL	1ST RESP FC SPEC TEAM SUS	649,349.00	.00	.00	22,500.00	626,849.00	.03
40670703	UASI 19-1ST RESP LE SP RS	415,328.00	.00	95,927.27	95,927.27	319,400.73	.23
TOTAL	1ST RESP LE SPEC RESPONSE	415,328.00	.00	95,927.27	95,927.27	319,400.73	.23
40670802	UASI 19-PUB SAFETY VIDEO	350,000.00	.00	.00	.00	350,000.00	.00
TOTAL	PUBLIC SAFETY VIDEO INIT	350,000.00	.00	.00	.00	350,000.00	.00
40670902	SHSP LETPA 19-LE SWAT SUS	87,000.00	.00	.00	.00	87,000.00	.00
TOTAL	LE SWAT SUSTAINMENT	87,000.00	.00	.00	.00	87,000.00	.00
40671101	SHSP 19-CBRNE TEAM SUPPRT	90,000.00	.00	.00	.00	90,000.00	.00
TOTAL	CBRNE TEAM SUPPORT	90,000.00	.00	.00	.00	90,000.00	.00
40671201	SHSP LETPA 19-SUAS DET SY	77,500.00	.00	.00	.00	77,500.00	.00
TOTAL	SUAS DETECTION SYSTEM	77,500.00	.00	.00	.00	77,500.00	.00
TOTAL	HSGP GRANTS	1,964,042.58	663.09	95,927.27	121,337.95	1,842,704.63	.06
TOTAL	EMERGENCY MANAGEMENT	3,731,111.79	43,614.53	574,964.02	964,999.51	2,766,112.28	.26
50310	LAW ENF TECHNOLOGY	1,309,768.87	323,742.65	72,492.82	884,257.98	425,510.89	.68
TOTAL	INFORMATION TECHNOLOGY	1,309,768.87	323,742.65	72,492.82	884,257.98	425,510.89	.68
5433	FIRE MARSHAL - INVESTIGAT	1,065,241.93	40,009.90	59,100.84	651,940.11	413,301.82	.61
5434	FIRE MARSHAL - INSPECTION	997,747.97	36,608.36	4,511.83	551,452.38	446,295.59	.55
TOTAL	FIRE MARSHAL	2,062,989.90	76,618.26	63,612.67	1,203,392.49	859,597.41	.58
5511	CONSTABLE PCT 1	4,404,199.23	148,031.01	347,090.42	2,370,972.74	2,033,226.49	.54
55112	CONSTABLE 1-SJRA SUB UNIT	275,165.00	6,936.64	.00	106,594.93	168,570.07	.39

04/21/20  
ACCOUNTING PERIOD: 7/20

MONTGOMERY COUNTY, TEXAS  
DEPT/DIV EXPENDITURE SUMMARY

PAGE 6

SELECTION CRITERIA: ALL

FUND - 110 - GENERAL FUND

ACCOUNT	TITLE	BUDGET	PERIOD EXPENDITURES	ENCUMBRANCES OUTSTANDING	YEAR TO DATE ENC + EXP	AVAILABLE BALANCE	YTD/ BUD
55113	CONSTABLE 1-WISD SUB UNIT	595,938.00	23,247.72	.00	308,772.87	287,165.13	.52
551131	CONST 1-WISD TRUANCY SUBU	107,517.00	4,161.39	.00	55,320.06	52,196.94	.51
55115	CONST PCT 1 SALE/COMM	47,783.49	.00	3,504.80	4,355.05	43,428.44	.09
TOTAL	CONSTABLE PCT 1	5,430,602.72	182,376.76	350,595.22	2,846,015.65	2,584,587.07	.52
55116	CONST1-ICE-HMLND SEC INVS	599.60	.00	.00	209.94	389.66	.35
551161	CONST1-DEA-TACT DIVERS TF	22,363.88	.00	.00	8,131.42	14,232.46	.36
551170	NRA TRAINING GRANT - FY19	3,220.50	.00	.00	3,220.50	.00	1.00
551171	NRA TRAINING GRANT - FY20	3,226.20	.00	.00	.00	3,226.20	.00
55118	STEP COMPREHENSIVE	15,114.02	.00	.00	4,818.65	10,295.37	.32
55119	CONST 1 - OPS DEPUTY	85,041.78	3,727.11	6,460.67	17,286.17	67,755.61	.20
TOTAL	CONSTABLE PCT 1	129,565.98	3,727.11	6,460.67	33,666.68	95,899.30	.26
5521	CONSTABLE PCT 2	2,196,619.54	80,378.01	32,649.04	1,185,134.30	1,011,485.24	.54
55215	CONST PCT 2 SALE/COMM	69,336.49	316.17	7,804.88	9,803.55	59,532.94	.14
TOTAL	CONSTABLE PCT 2	2,265,956.03	80,694.18	40,453.92	1,194,937.85	1,071,018.18	.53
5531	CONSTABLE PCT 3	4,724,624.64	198,047.06	116,120.76	2,591,150.10	2,133,474.54	.55
55312	CONSTABLE 3-RMUD SUB UNIT	711,478.00	26,553.54	176.43	362,373.45	349,104.55	.51
55313	CON 3-TWNSH-INTERNT CRIME	92,591.00	3,851.88	.00	51,501.90	41,089.10	.56
553132	CONST 3 - ELEC DET K9	707.14	.00	.00	.00	707.14	.00
55314	CONSTABLE 3/MUD 94 UNIT	268,000.00	10,556.36	.00	145,384.73	122,615.27	.54
55315	CONST PCT 3 SALE/COMM	29,662.69	.00	.00	519.87	29,142.82	.02
55316	CONSTABLE 3-SAFE HARBOR	190,152.00	7,707.33	.00	100,589.79	89,562.21	.53
55318	CONSTABLE 3-SPRING CRK UD	516,187.00	21,105.79	110.85	265,329.12	250,857.88	.51
TOTAL	CONSTABLE PCT 3	6,533,402.47	267,821.96	116,408.04	3,516,848.96	3,016,553.51	.54
553137	NRA TRAINING GRANT-FY20	3,900.00	.00	.00	.00	3,900.00	.00
TOTAL	CONSTABLE PCT 3	3,900.00	.00	.00	.00	3,900.00	.00
5541	CONSTABLE PCT 4	4,488,998.37	291,770.76	46,336.47	2,376,856.77	2,112,141.60	.53
55411	CONST 4-RIVERWALK POA	76,702.00	2,747.91	.00	37,561.06	39,140.94	.49
55415	CONST PCT 4 SALE/COMM	30,391.66	1,774.10	2,700.00	12,166.19	18,225.47	.40
55416	CONST PCT 4 MOCONET	5,396.40	.00	.00	760.13	4,636.27	.14
TOTAL	CONSTABLE PCT 4	4,601,488.43	296,292.77	49,036.47	2,427,344.15	2,174,144.28	.53
554111	CONSTABLE 4-EMCMUD	185,383.38	5,487.54	30,279.02	60,058.76	125,324.62	.32
554126	EMCID-EMR RSP EQP	1,570.00	.00	.00	1,570.00	.00	1.00
554171	STEP COMPREHENSIVE	15,149.08	.00	.00	1,148.08	14,001.00	.08
TOTAL	CONSTABLE PCT 4	202,102.46	5,487.54	30,279.02	62,776.84	139,325.62	.31
5551	CONSTABLE PCT 5	3,061,642.04	166,303.20	37,781.83	1,518,050.96	1,543,591.08	.50
55512	CONST 5-MAG ISD SUB UNIT	1,520,569.00	52,470.50	.00	731,622.08	788,946.92	.48
55513	CONST 5-OPERATIONS DEPUTY	230,017.51	12,807.01	263.25	189,613.94	40,403.57	.82
55515	CONST PCT 5 SALE/COMM	41,703.19	.00	.00	1,934.57	39,768.62	.05
TOTAL	CONSTABLE PCT 5	4,853,931.74	231,580.71	38,045.08	2,441,221.55	2,412,710.19	.50
55517	CONST 5 - AED GRANT	28,513.92	.00	.00	28,513.92	.00	1.00
55518	STEP COMPREHENSIVE	14,991.48	.00	.00	6,155.18	8,836.30	.41

04/21/20  
ACCOUNTING PERIOD: 7/20

MONTGOMERY COUNTY, TEXAS  
DEPT/DIV EXPENDITURE SUMMARY

PAGE 7

SELECTION CRITERIA: ALL

FUND - 110 - GENERAL FUND

ACCOUNT	TITLE	BUDGET	PERIOD EXPENDITURES	ENCUMBRANCES OUTSTANDING	YEAR TO DATE ENC + EXP	AVAILABLE BALANCE	YTD/ BUD
TOTAL	CONSTABLE PCT 5	43,505.40	.00	.00	34,669.10	8,836.30	.80
5601	SHERIFF	2,834,778.20	109,462.68	34,937.10	1,349,826.08	1,484,952.12	.48
56010	SHERIFF-ADMIN SERVICES	2,578,940.01	50,988.49	498.00	796,894.54	1,782,045.47	.31
560102	SHERIFF-FIN/IT SUPPORT	1,022,274.12	60,188.69	5,328.86	623,980.57	398,293.55	.61
560103	SHERIFF-INTERNAL AFFAIRS	624,610.00	23,977.18	808.35	314,805.72	309,804.28	.50
56011	SHERIFF-RECORDS/REPORTING	1,136,369.88	50,882.98	57.96	540,523.27	595,846.61	.48
560120	SHER-REAL TIME CRIME CTR	754,921.00	29,019.63	.00	435,640.26	319,280.74	.58
5601212	SHERIFF-PATROL EAST	10,769,653.20	449,869.59	3,544.72	6,026,592.78	4,743,060.42	.56
5601213	SHERIFF-PATROL WEST	6,038,641.64	241,577.86	434.36	3,167,946.29	2,870,695.35	.52
5601214	SHERIFF-PATROL SOUTH	1,839,729.10	66,985.48	414.76	859,493.59	980,235.51	.47
5601224	STEP COMPREHENSIVE	131,552.93	2,068.56	.00	23,425.37	108,127.56	.18
56014070	AUTOTHEFT YR 26	367,119.75	12,321.77	.00	173,863.32	193,256.43	.47
56014071	AUTOTHEFT YR 26-GRIMES	67,771.12	.00	.00	20,935.98	46,835.14	.31
56014072	AUTOTHEFT YR 26-WALKER	78,211.41	.00	.00	36,672.73	41,538.68	.47
56014073	AUTOTHEFT YR26-TXDOT MTCH	36,437.51	.00	.00	16,562.51	19,875.00	.45
56014074	AUTOTHEFT YR26-NICB MATCH	37,154.34	.00	.00	16,888.34	20,266.00	.45
56014075	AUTOTHEFT YR26-MOCO INKND	42,232.79	.00	.00	42,232.79	.00	1.00
TOTAL	SHERIFF/AUTO THEFT/YR 26	628,926.92	12,321.77	.00	307,155.67	321,771.25	.49
56015	SHERIFF-ORGANIZED CRIME	1,849,376.57	70,970.68	1,230.50	942,571.52	906,805.05	.51
560150	SHERIFF/HOMELAND SECURITY	6,134,258.66	238,939.33	89,222.33	3,337,851.03	2,796,407.63	.54
5601504	NRA TRAINING GRANT-FY20	2,270.00	2,270.00	.00	2,270.00	.00	1.00
5601513	US MARSHALS-JLEO	100,732.80	350.12	.00	64,184.91	36,547.89	.64
5601521	SO-ICE-HOMELND SEC INVEST	17,988.00	154.48	.00	1,104.94	16,883.06	.06
5601532	SO-OCDETF-WIRED FOR SOUND	8,394.40	.00	.00	.00	8,394.40	.00
5601533	SO-FBI-HVC TASK FORCE	22,363.88	638.62	.00	4,628.08	17,735.80	.21
5601591	SO/HPD-HTRA TASK FRC YR1	1,164.86	54.19	.00	1,077.28	87.58	.92
5601592	SO/HSI HUMAN TRAFFICKING	3,597.60	.00	.00	.00	3,597.60	.00
56016	SHERIFF-DISPATCH	3,446,912.00	125,134.14	.00	1,587,270.40	1,859,641.60	.46
560161	SHERIFF/9-1-1 SERVICES	1,354,666.00	66,625.18	.00	703,287.03	651,378.97	.52
5601615	SHERIFF - SAVNS FY20	27,656.13	.00	.00	12,570.93	15,085.20	.45
560163	SHERIFF/MTG CTY RADIO SYS	1,181,077.26	52,138.67	18,750.79	504,733.86	676,343.40	.43
56017	S/O-HOMICIDE/VIOLENT CRM	2,486,020.42	100,776.17	.00	1,347,547.79	1,138,472.63	.54
560174	CRIME VICTIM COORD 20-22	235,841.00	2,979.18	.00	13,546.95	222,294.05	.06
TOTAL	S/O-HOMICIDE/VIOLENT CRM	2,721,861.42	103,755.35	.00	1,361,094.74	1,360,766.68	.50
560171	SHERIFF/VEHICLE MAINT	4,788,909.08	228,860.10	1,417,607.99	3,590,389.83	1,198,519.25	.75
5601711	SHERIFF-FACILITY MAINT	1,486,163.85	80,736.72	28,950.41	828,736.85	657,427.00	.56
56017122	FY19 JAG - LPR SYSTEMS	45,215.60	.00	.00	45,204.25	11.35	1.00
5601730	SHERIFF/MOCONET	9,593.60	.00	.00	4,868.51	4,725.09	.51
56018	SHERIFF/ACADEMY	2,585,345.64	72,679.16	30,920.34	838,219.91	1,747,125.73	.32
56019	SHERIFF/CRIME LAB	2,131,351.31	91,634.44	31,818.23	1,036,430.51	1,094,920.80	.49
56022	WALDEN SUB-UNIT	151,240.00	5,500.90	.00	72,583.76	78,656.24	.48
56023	TOWN CENTER SUB-UNIT	10,154,050.07	1,079,761.69	208,045.00	5,528,277.80	4,625,772.27	.54
560231	TOWN CENTER - SAFE HARBOR	94,056.00	3,570.92	.00	47,643.13	46,412.87	.51
56024	SHERIFF/WESTWOOD MAG ID	327,726.00	11,590.51	.00	141,656.28	186,069.72	.43
56025	SOUTH MONT CNTY MUD	619,787.00	18,285.69	15,370.34	359,156.37	260,630.63	.58
56027	SHERIFF MUD 113	240,969.00	6,116.78	.00	108,441.72	132,527.28	.45

04/21/20  
ACCOUNTING PERIOD: 7/20

MONTGOMERY COUNTY, TEXAS  
DEPT/DIV EXPENDITURE SUMMARY

PAGE 8

SELECTION CRITERIA: ALL

FUND - 110 - GENERAL FUND

ACCOUNT	TITLE	BUDGET	PERIOD EXPENDITURES	ENCUMBRANCES OUTSTANDING	YEAR TO DATE ENC + EXP	AVAILABLE BALANCE	YTD/ BUD
56080102	MOCONET	9,342.16	.00	.00	9,342.16	.00	1.00
TOTAL	HIDTA YEAR 9	9,342.16	.00	.00	9,342.16	.00	1.00
56080201	MDS	40,656.01	575.00	.00	14,013.53	26,642.48	.34
56080202	MOCONET	57,156.01	575.00	.00	12,975.32	44,180.69	.23
TOTAL	HIDTA YEAR 10	97,812.02	1,150.00	.00	26,988.85	70,823.17	.28
56080301	MDS	40,656.00	.00	.00	.00	40,656.00	.00
56080302	MOCONET	47,656.00	.00	.00	.00	47,656.00	.00
TOTAL	HIDTA YEAR 11	88,312.00	.00	.00	.00	88,312.00	.00
TOTAL	HIDTA	195,466.18	1,150.00	.00	36,331.01	159,135.17	.19
TOTAL	SHERIFF	68,062,589.91	3,358,260.58	1,887,940.04	35,606,868.79	32,455,721.12	.52
5711	JUVENILE PROBATION-ADM	1,982,301.99	75,047.63	193.51	1,021,032.74	961,269.25	.52
57111	JUV PROBATION-DETENTION	3,847,113.14	147,434.42	31.78	1,915,235.29	1,931,877.85	.50
5711134	JUV PROBATION-NSLP 19-20	35,616.43	9,830.72	.00	33,245.92	2,370.51	.93
571116	HGAC-JUVENILE MH SVC FY20	18,500.00	.00	.00	.00	18,500.00	.00
5711529	JJAEP SUPPLEMENTAL-GRNT W	26,722.00	.00	.00	.00	26,722.00	.00
TOTAL	JUVENILE PROBATION	5,910,253.56	232,312.77	225.29	2,969,513.95	2,940,739.61	.50
5721	ADULT PROBATION	20,977.00	400.79	-4.70	5,327.60	15,649.40	.25
57211	ADULT PROB/BOND SUPERVISI	596,613.17	19,841.24	.00	272,672.24	323,940.93	.46
57221	ADULT PROBATION SUPERVISN	3,401,120.02	110,136.92	.00	1,541,524.67	1,859,595.35	.45
57251	ADULT PROB/COMMNTY CORR	752,073.11	26,749.43	.00	337,514.59	414,558.52	.45
57271	ADULT PROB/MENTAL IMPAIR	123,736.12	4,631.62	.00	64,836.05	58,900.07	.52
57273	MENTAL HEALTH COURT SERV	360,141.00	13,334.66	602.78	177,363.62	182,777.38	.49
57281	IN-HOUSE COUNSELOR	64,919.60	2,002.87	.00	26,848.85	38,070.75	.41
57291	PRE-TRIAL DIVERSION	132,093.36	2,255.28	.00	32,419.10	99,674.26	.25
TOTAL	ADULT PROBATION	5,451,673.38	179,352.81	598.08	2,458,506.72	2,993,166.66	.45
573	DEPT PUBLIC SAFETY	122,689.00	4,759.42	.00	62,839.12	59,849.88	.51
TOTAL	DEPT PUBLIC SAFETY	122,689.00	4,759.42	.00	62,839.12	59,849.88	.51
TOTAL	PUBLIC SAFETY	110,715,531.64	5,286,642.05	3,231,111.34	56,707,859.34	54,007,672.30	.51
6291	AIRPORT MAINTENANCE	761,170.00	28,008.05	154.00	365,423.52	395,746.48	.48
629141	CUSTOMS OPERATIONS	211,151.00	3,405.36	.00	52,302.52	158,848.48	.25
TOTAL	CUSTOMS	211,151.00	3,405.36	.00	52,302.52	158,848.48	.25
62915	AIRPORT RESC/FIREFIGHTING	11,017.00	.00	1,193.50	1,873.15	9,143.85	.17
TOTAL	AIRPORT	983,338.00	31,413.41	1,347.50	419,599.19	563,738.81	.43
TOTAL	PUBLIC TRANSPORTATION	983,338.00	31,413.41	1,347.50	419,599.19	563,738.81	.43
695	CONTINGENCY	460,251.33	.00	.00	.00	460,251.33	.00
TOTAL	CONTINGENCY	460,251.33	.00	.00	.00	460,251.33	.00

04/21/20

ACCOUNTING PERIOD: 7/20

MONTGOMERY COUNTY, TEXAS  
DEPT/DIV EXPENDITURE SUMMARY

PAGE 9

SELECTION CRITERIA: ALL

FUND - 110 - GENERAL FUND

ACCOUNT	TITLE	BUDGET	PERIOD EXPENDITURES	ENCUMBRANCES OUTSTANDING	YEAR TO DATE ENC + EXP	AVAILABLE BALANCE	YTD/ BUD
TOTAL	MISCELLANEOUS	460,251.33	.00	.00	.00	460,251.33	.00
TOTAL	GENERAL FUND	248,283,308.62	10,998,367.90	4,601,977.42	128,205,163.96	120,078,144.66	.52

04/21/20

ACCOUNTING PERIOD: 7/20

MONTGOMERY COUNTY, TEXAS  
DEPT/DIV EXPENDITURE SUMMARY

PAGE 10

SELECTION CRITERIA: ALL

FUND - 211 - ATTY ADMINISTRATION

ACCOUNT	TITLE	BUDGET	PERIOD EXPENDITURES	ENCUMBRANCES OUTSTANDING	YEAR TO DATE ENC + EXP	AVAILABLE BALANCE	YTD/ BUD
4352	D A HOT CHECKS	625.00	.00	.00	.00	625.00	.00
TOTAL	DISTRICT ATTORNEY	625.00	.00	.00	.00	625.00	.00
4752	CTY ATTY WORTHLESS CHECKS	31,730.00	1,261.58	.00	16,778.54	14,951.46	.53
TOTAL	COUNTY ATTORNEY	31,730.00	1,261.58	.00	16,778.54	14,951.46	.53
TOTAL	GENERAL ADMINISTRATION	32,355.00	1,261.58	.00	16,778.54	15,576.46	.52
TOTAL	ATTY ADMINISTRATION	32,355.00	1,261.58	.00	16,778.54	15,576.46	.52

04/21/20  
ACCOUNTING PERIOD: 7/20

MONTGOMERY COUNTY, TEXAS  
DEPT/DIV EXPENDITURE SUMMARY

PAGE 11

SELECTION CRITERIA: ALL

FUND - 212 - FORFEITURES

ACCOUNT	TITLE	BUDGET	PERIOD EXPENDITURES	ENCUMBRANCES OUTSTANDING	YEAR TO DATE ENC + EXP	AVAILABLE BALANCE	YTD/ BUD
4353	D A FORFEITURES	667,968.97	5,058.38	651.28	290,527.85	377,441.12	.43
TOTAL	DISTRICT ATTORNEY	667,968.97	5,058.38	651.28	290,527.85	377,441.12	.43
5432	FIRE MARSHAL FORFEITURES	75.00	.00	.00	75.00	.00	1.00
TOTAL	FIRE MARSHAL	75.00	.00	.00	75.00	.00	1.00
5513	CONSTBLE #1-FORFEITURES	15,181.61	.00	.00	230.00	14,951.61	.02
TOTAL	CONSTABLE PCT 1	15,181.61	.00	.00	230.00	14,951.61	.02
5522	CNSTBL 2 STATE FORFEITURE	8,574.50	.00	.00	6,557.50	2,017.00	.76
TOTAL	CONSTABLE PCT 2	8,574.50	.00	.00	6,557.50	2,017.00	.76
5532	CNSTBL # 3 FORFEITURES	18,485.36	.00	.00	719.72	17,765.64	.04
TOTAL	CONSTABLE PCT 3	18,485.36	.00	.00	719.72	17,765.64	.04
5542	CNSTBL # 4 FORFEITURES	48,973.68	.00	.00	25,449.65	23,524.03	.52
TOTAL	CONSTABLE PCT 4	48,973.68	.00	.00	25,449.65	23,524.03	.52
5552	CONSTABLE PCT 5-FORFEITUR	29,020.63	.00	.00	8,140.57	20,880.06	.28
TOTAL	CONSTABLE PCT 5	29,020.63	.00	.00	8,140.57	20,880.06	.28
5604	SHERIFF FORFEITURES	533,440.56	6,048.41	6,557.45	174,218.31	359,222.25	.33
5604731	SHER MOCONET FORFEITURES	275,000.00	.00	.00	134,018.70	140,981.30	.49
5606	SHERIFF FED FORF	391,845.68	324.96	.00	145,291.20	246,554.48	.37
TOTAL	SHERIFF	1,200,286.24	6,373.37	6,557.45	453,528.21	746,758.03	.38
TOTAL	PUBLIC SAFETY	1,988,565.99	11,431.75	7,208.73	785,228.50	1,203,337.49	.39
TOTAL	FORFEITURES	1,988,565.99	11,431.75	7,208.73	785,228.50	1,203,337.49	.39

04/21/20

ACCOUNTING PERIOD: 7/20

MONTGOMERY COUNTY, TEXAS  
DEPT/DIV EXPENDITURE SUMMARY

PAGE 12

SELECTION CRITERIA: ALL

FUND - 214 - FEMA DISASTER GRANTS

ACCOUNT	TITLE	BUDGET	PERIOD EXPENDITURES	ENCUMBRANCES OUTSTANDING	YEAR TO DATE ENC + EXP	AVAILABLE BALANCE	YTD/ BUD
40680	FY16 FLOOD MITIG ASSIST	8,740,780.91	763,378.76	396,301.11	1,332,192.40	7,408,588.51	.15
TOTAL	MITIGATION PROJECTS	8,740,780.91	763,378.76	396,301.11	1,332,192.40	7,408,588.51	.15
TOTAL	EMERGENCY MANAGEMENT	8,740,780.91	763,378.76	396,301.11	1,332,192.40	7,408,588.51	.15
64922	CAT-C-ROAD & BRIDGE PW	8,320.15	.00	.00	.00	8,320.15	.00
TOTAL	FEMA-DR-4269-TX	8,320.15	.00	.00	.00	8,320.15	.00
64950	HMGP ADMINISTRATION	10,418.34	.00	.00	.00	10,418.34	.00
TOTAL	HARVEY MITIGATION PROJECT	10,418.34	.00	.00	.00	10,418.34	.00
TOTAL	FLOOD MITIGATION PROGRAMS	18,738.49	.00	.00	.00	18,738.49	.00
TOTAL	HEALTH AND WELFARE	8,759,519.40	763,378.76	396,301.11	1,332,192.40	7,427,327.00	.15
TOTAL	FEMA DISASTER GRANTS	8,759,519.40	763,378.76	396,301.11	1,332,192.40	7,427,327.00	.15

04/21/20  
ACCOUNTING PERIOD: 7/20

MONTGOMERY COUNTY, TEXAS  
DEPT/DIV EXPENDITURE SUMMARY

PAGE 13

SELECTION CRITERIA: ALL

FUND - 215 - JURY

ACCOUNT	TITLE	BUDGET	PERIOD EXPENDITURES	ENCUMBRANCES OUTSTANDING	YEAR TO DATE ENC + EXP	AVAILABLE BALANCE	YTD/ BUD
2	SPECIAL REVENUE FUNDS	7,806.00	.00	.00	.00	7,806.00	.00
TOTAL	SPECIAL REVENUE FUNDS	7,806.00	.00	.00	.00	7,806.00	.00
TOTAL	SPECIAL REVENUE FUNDS	7,806.00	.00	.00	.00	7,806.00	.00
434	9TH DISTRICT COURT	356,912.00	14,774.66	.00	181,635.15	175,276.85	.51
TOTAL	9TH DISTRICT COURT	356,912.00	14,774.66	.00	181,635.15	175,276.85	.51
436	410th DISTRICT COURT	499,478.24	19,975.16	26.43	253,282.59	246,195.65	.51
TOTAL	410th DISTRICT COURT	499,478.24	19,975.16	26.43	253,282.59	246,195.65	.51
437	221ST DISTRICT COURT	356,092.58	14,287.85	898.59	185,388.96	170,703.62	.52
TOTAL	221ST DISTRICT COURT	356,092.58	14,287.85	898.59	185,388.96	170,703.62	.52
438	284TH DISTRICT COURT	640,608.00	25,229.92	.00	324,470.42	316,137.58	.51
4381	284TH D C-2ND REGION CONT	111,433.00	4,204.40	.00	55,896.69	55,536.31	.50
TOTAL	284TH DISTRICT COURT	752,041.00	29,434.32	.00	380,367.11	371,673.89	.51
439	359TH DISTRICT COURT	417,111.55	15,674.82	203.78	212,223.84	204,887.71	.51
TOTAL	359TH DISTRICT COURT	417,111.55	15,674.82	203.78	212,223.84	204,887.71	.51
441	418TH DISTRICT COURT	663,986.00	26,888.59	.00	331,328.19	332,657.81	.50
TOTAL	418TH DISTRICT COURT	663,986.00	26,888.59	.00	331,328.19	332,657.81	.50
442	435TH DISTRICT COURT	374,847.97	13,582.77	1,500.00	189,132.28	185,715.69	.50
TOTAL	435TH DISTRICT COURT	374,847.97	13,582.77	1,500.00	189,132.28	185,715.69	.50
465	COURT OPERATIONS	7,877,034.00	10,111.72	95.09	278,718.33	7,598,315.67	.04
465426	CRIM INDIGENT DEF CCL #1	.00	6,125.00	.00	207,087.84	-207,087.84	.00
4654261	CIVIL INDIG DEF CCL #1	.00	1,810.00	.00	9,340.00	-9,340.00	.00
4654271	CIVIL INDIG DEF CCL #2	.00	321.12	.00	5,915.22	-5,915.22	.00
465429	CRIM INDIGENT DEF CCL #3	.00	.00	.00	863.70	-863.70	.00
4654291	CIVIL INDIG DEF CCL #3	.00	72,267.80	.00	282,875.81	-282,875.81	.00
465430	CRIM INDIGENT DEF CCL #4	.00	18,079.17	.00	373,376.48	-373,376.48	.00
4654301	CIVIL INDIG DEF CCL #4	.00	480.00	.00	480.00	-480.00	.00
465431	CRIM INDIGENT DEF CCL #5	.00	20,642.00	.00	184,800.71	-184,800.71	.00
465434	CRIM INDIGENT DEF 9TH DC	.00	71,414.84	.00	722,231.54	-722,231.54	.00
4654341	CIVIL INDIG DEF 9TH DC	.00	.00	.00	2,605.00	-2,605.00	.00
4654361	CIVIL INDIG DEF 410TH DC	.00	16,404.75	.00	99,850.41	-99,850.41	.00
465437	CRIM INDIG DEF 221ST DC	.00	76,471.58	.00	489,058.15	-489,058.15	.00
465438	CRIM INDIG DEF 284TH DC	.00	.00	.00	369.05	-369.05	.00
4654381	CIVIL INDIG DEF 284TH DC	.00	147.05	.00	2,594.02	-2,594.02	.00
465439	CRIM INDIG DEF 359TH DC	.00	72,051.34	.00	538,006.14	-538,006.14	.00
4654391	CIVIL INDIG DEF 359TH DC	.00	230.00	.00	1,805.00	-1,805.00	.00
465441	CRIM INDIG DEF 418TH DC	.00	4.40	.00	4.40	-4.40	.00
4654411	CIVIL INDIG DEF 418TH DC	.00	72,862.67	.00	328,521.68	-328,521.68	.00
465442	CRIM INDIG DEF 435TH DC	.00	75,630.15	2,692.00	622,779.48	-622,779.48	.00
TOTAL	INDIGENT DEFENSE EXPENSE	.00	504,941.87	2,692.00	3,872,564.63	-3,872,564.63	.00

04/21/20  
ACCOUNTING PERIOD: 7/20

MONTGOMERY COUNTY, TEXAS  
DEPT/DIV EXPENDITURE SUMMARY

PAGE 14

SELECTION CRITERIA: ALL

FUND - 215 - JURY

ACCOUNT	TITLE	BUDGET	PERIOD EXPENDITURES	ENCUMBRANCES OUTSTANDING	YEAR TO DATE ENC + EXP	AVAILABLE BALANCE	YTD/ BUD
TOTAL	COURT OPERATIONS	7,877,034.00	515,053.59	2,787.09	4,151,282.96	3,725,751.04	.53
4652	DRUG COURT	685,684.00	33,419.12	2,209.00	278,248.09	407,435.91	.41
TOTAL	DRUG COURT	685,684.00	33,419.12	2,209.00	278,248.09	407,435.91	.41
46521	DRUG COURT-DWI COURT	328,834.90	21,707.66	950.00	138,444.39	190,390.51	.42
TOTAL	DRUG COURT-DWI COURT	328,834.90	21,707.66	950.00	138,444.39	190,390.51	.42
4659	OFFICE OF COURT ADMIN	877,814.48	26,589.02	.00	353,019.07	524,795.41	.40
TOTAL	OFFICE OF COURT ADMIN	877,814.48	26,589.02	.00	353,019.07	524,795.41	.40
TOTAL	JUDICIAL	13,189,836.72	731,387.56	8,574.89	6,654,352.63	6,535,484.09	.50
TOTAL	JURY	13,197,642.72	731,387.56	8,574.89	6,654,352.63	6,543,290.09	.50

04/21/20  
ACCOUNTING PERIOD: 7/20

MONTGOMERY COUNTY, TEXAS  
DEPT/DIV EXPENDITURE SUMMARY

PAGE 15

SELECTION CRITERIA: ALL

FUND - 216 - ROAD AND BRIDGE

ACCOUNT	TITLE	BUDGET	PERIOD EXPENDITURES	ENCUMBRANCES OUTSTANDING	YEAR TO DATE ENC + EXP	AVAILABLE BALANCE	YTD/ BUD
2	SPECIAL REVENUE FUNDS	1,256,362.84	.00	.00	.00	1,256,362.84	.00
TOTAL	SPECIAL REVENUE FUNDS	1,256,362.84	.00	.00	.00	1,256,362.84	.00
TOTAL	SPECIAL REVENUE FUNDS	1,256,362.84	.00	.00	.00	1,256,362.84	.00
6122	RECYCLE STATION-PCT 1	420,077.00	13,849.83	355.99	199,185.33	220,891.67	.47
TOTAL	COMMISSIONER PCT 1	420,077.00	13,849.83	355.99	199,185.33	220,891.67	.47
6142	RECYCLE STATION-PCT 3	859,838.00	81,489.38	2,108.29	481,214.60	378,623.40	.56
TOTAL	COMMISSIONER PCT 3	859,838.00	81,489.38	2,108.29	481,214.60	378,623.40	.56
TOTAL	CONSERVATION	1,279,915.00	95,339.21	2,464.28	680,399.93	599,515.07	.53
61380	MONT CO PCT2 PARKS	125,028.00	8,668.47	640.95	71,750.17	53,277.83	.57
TOTAL	PCT 2 FACILITIES	125,028.00	8,668.47	640.95	71,750.17	53,277.83	.57
TOTAL	COMMISSIONER PCT 2	125,028.00	8,668.47	640.95	71,750.17	53,277.83	.57
61480	SOUTH COUNTY COMM CENTER	240,077.00	7,472.31	.00	97,045.68	143,031.32	.40
61481	ROBINSON RD COMM CENTER	5,000.00	60.00	.00	210.00	4,790.00	.04
61482	OKLAHOMA COMM CENTER	5,000.00	60.00	.00	1,015.85	3,984.15	.20
61485	SPRING CREEK GREENWAY N.C	624,452.85	19,865.25	73.92	270,288.91	354,163.94	.43
5533	GREENWAY SECURITY	.00	3,512.57	.00	29,185.27	-29,185.27	.00
TOTAL	SPRING CREEK GREENWAY N.C	624,452.85	23,377.82	73.92	299,474.18	324,978.67	.48
TOTAL	PCT 3 PARKS AND COMM CEN	874,529.85	30,970.13	73.92	397,745.71	476,784.14	.45
TOTAL	COMMISSIONER PCT 3	874,529.85	30,970.13	73.92	397,745.71	476,784.14	.45
61580	EAST MC SENIOR CENTER	273,793.00	13,840.26	.00	135,074.33	138,718.67	.49
61582	MONT CO PCT 4 PARKS	792,794.00	44,966.05	.00	435,995.91	356,798.09	.55
TOTAL	PCT 4 PARKS AND COMM CENT	1,066,587.00	58,806.31	.00	571,070.24	495,516.76	.54
TOTAL	COMMISSIONER PCT 4	1,066,587.00	58,806.31	.00	571,070.24	495,516.76	.54
TOTAL	FACILITIES	2,066,144.85	98,444.91	714.87	1,040,566.12	1,025,578.73	.50
61432	VECTOR CONTROL GRANT	79,749.80	11,281.48	7,365.00	59,504.68	20,245.12	.75
TOTAL	COMMISSIONER PCT 3	79,749.80	11,281.48	7,365.00	59,504.68	20,245.12	.75
61521	EMCID-FC-CHAIRS	4,947.75	.00	.00	4,947.75	.00	1.00
TOTAL	COMMISSIONER PCT 4	4,947.75	.00	.00	4,947.75	.00	1.00
TOTAL	HEALTH AND WELFARE	84,697.55	11,281.48	7,365.00	64,452.43	20,245.12	.76
50319	IT TRAFFIC OPS	1,232,560.80	45,217.61	.00	571,954.97	660,605.83	.46
TOTAL	INFORMATION TECHNOLOGY	1,232,560.80	45,217.61	.00	571,954.97	660,605.83	.46
600	COUNTY ENGINEER	1,907,298.00	68,318.39	298.92	866,489.76	1,040,808.24	.45

04/21/20  
ACCOUNTING PERIOD: 7/20

MONTGOMERY COUNTY, TEXAS  
DEPT/DIV EXPENDITURE SUMMARY

PAGE 16

SELECTION CRITERIA: ALL

FUND - 216 - ROAD AND BRIDGE

ACCOUNT	TITLE	BUDGET	PERIOD EXPENDITURES	ENCUMBRANCES OUTSTANDING	YEAR TO DATE ENC + EXP	AVAILABLE BALANCE	YTD/ BUD
TOTAL	COUNTY ENGINEER	1,907,298.00	68,318.39	298.92	866,489.76	1,040,808.24	.45
612	COMMISSIONER PCT 1	10,538,414.21	347,136.39	149,824.53	3,991,910.30	6,546,503.91	.38
61202	COMMR PCT 1-TxDOT REIMB	2,892.08	.00	.00	.00	2,892.08	.00
6121	COMMR PCT 1 - LAKE PARK	335,288.00	4,592.46	.00	78,735.93	256,552.07	.23
TOTAL	COMMISSIONER PCT 1	10,876,594.29	351,728.85	149,824.53	4,070,646.23	6,805,948.06	.37
6120	COMMR PCT 1-SUSPENSE	60,911.87	.00	.00	.00	60,911.87	.00
TOTAL	COMMR PCT 1-SUSPENSE	60,911.87	.00	.00	.00	60,911.87	.00
613	COMMISSIONER PCT 2	9,463,111.68	255,967.72	553,304.57	5,024,077.87	4,439,033.81	.53
61302	COMMR PCT 2-TxDOT REIMB	22,254.58	.00	.00	.00	22,254.58	.00
TOTAL	COMMISSIONER PCT 2	9,485,366.26	255,967.72	553,304.57	5,024,077.87	4,461,288.39	.53
6130	COMMR PCT 2-SUSPENSE	571,262.74	.00	.00	4,500.00	566,762.74	.01
TOTAL	COMMR PCT 2-SUSPENSE	571,262.74	.00	.00	4,500.00	566,762.74	.01
61301	COMMR PCT 2-SJRA PROJECT	1,032.00	.00	.00	.00	1,032.00	.00
TOTAL	COMMR PCT 2-SJRA PROJECT	1,032.00	.00	.00	.00	1,032.00	.00
614	COMMISSIONER PCT 3	12,452,761.62	562,371.35	384,596.43	3,317,586.99	9,135,174.63	.27
6147	TRAFFIC OPERATIONS	315,247.65	15,635.28	46,184.89	299,202.95	16,044.70	.95
TOTAL	COMMISSIONER PCT 3	12,768,009.27	578,006.63	430,781.32	3,616,789.94	9,151,219.33	.28
615	COMMISSIONER PCT 4	10,025,194.59	372,875.68	345,284.89	4,079,878.99	5,945,315.60	.41
61502	COMMR PCT 4-TxDOT REIMB	316.00	.00	.00	.00	316.00	.00
TOTAL	COMMISSIONER PCT 4	10,025,510.59	372,875.68	345,284.89	4,079,878.99	5,945,631.60	.41
6150	COMMR PCT 4-SUSPENSE	1,378,573.00	.00	.00	.00	1,378,573.00	.00
TOTAL	COMMR PCT 4-SUSPENSE	1,378,573.00	.00	.00	.00	1,378,573.00	.00
TOTAL	PUBLIC TRANSPORTATION	48,307,118.82	1,672,114.88	1,479,494.23	18,234,337.76	30,072,781.06	.38
TOTAL	ROAD AND BRIDGE	52,994,239.06	1,877,180.48	1,490,038.38	20,019,756.24	32,974,482.82	.38

04/21/20

ACCOUNTING PERIOD: 7/20

MONTGOMERY COUNTY, TEXAS  
DEPT/DIV EXPENDITURE SUMMARY

PAGE 17

SELECTION CRITERIA: ALL

FUND - 217 - SHERIFF COMMISSARY

ACCOUNT	TITLE	BUDGET	PERIOD EXPENDITURES	ENCUMBRANCES OUTSTANDING	YEAR TO DATE ENC + EXP	AVAILABLE BALANCE	YTD/ BUD
5122	SHERIFF COMMISSARY	2,057,360.00	.00	371,220.00	1,304,013.29	753,346.71	.63
51221	SHERIFF COMMISSARY STAFF	228,787.00	6,262.59	.00	82,777.31	146,009.69	.36
TOTAL	JAIL	2,286,147.00	6,262.59	371,220.00	1,386,790.60	899,356.40	.61
TOTAL	PUBLIC SAFETY	2,286,147.00	6,262.59	371,220.00	1,386,790.60	899,356.40	.61
TOTAL	SHERIFF COMMISSARY	2,286,147.00	6,262.59	371,220.00	1,386,790.60	899,356.40	.61

04/21/20

ACCOUNTING PERIOD: 7/20

MONTGOMERY COUNTY, TEXAS  
DEPT/DIV EXPENDITURE SUMMARY

PAGE 18

SELECTION CRITERIA: ALL

FUND - 218 - MEMORIAL LIBRARY - SPECIA

ACCOUNT	TITLE	BUDGET	PERIOD EXPENDITURES	ENCUMBRANCES OUTSTANDING	YEAR TO DATE ENC + EXP	AVAILABLE BALANCE	YTD/ BUD
65117	MEMORIAL GIFT GENERAL	175,440.39	32.71	19,214.86	49,366.14	126,074.25	.28
65118	GENEALOGY GIFT/RONALD JAC	24,722.92	.00	1,328.00	2,828.00	21,894.92	.11
TOTAL	MEMORIAL LIBRARY	200,163.31	32.71	20,542.86	52,194.14	147,969.17	.26
TOTAL	CULTURE AND RECREATION	200,163.31	32.71	20,542.86	52,194.14	147,969.17	.26
TOTAL	MEMORIAL LIBRARY - SPECIA	200,163.31	32.71	20,542.86	52,194.14	147,969.17	.26

04/21/20  
ACCOUNTING PERIOD: 7/20

MONTGOMERY COUNTY, TEXAS  
DEPT/DIV EXPENDITURE SUMMARY

PAGE 19

SELECTION CRITERIA: ALL

FUND - 219 - COMMUNITY DEVELOPMENT

ACCOUNT	TITLE	BUDGET	PERIOD EXPENDITURES	ENCUMBRANCES OUTSTANDING	YEAR TO DATE ENC + EXP	AVAILABLE BALANCE	YTD/ BUD
615320	ALLEN DALE PROJECT	1,485,981.00	.00	133,020.00	200,900.00	1,285,081.00	.14
615321	RIVER OAKS PROJECT	1,307,618.00	.00	54,980.00	91,100.00	1,216,518.00	.07
615322	CONTINGENCY PROJECT	253,593.00	.00	.00	.00	253,593.00	.00
TOTAL	16 FLOODS/CDBG DR INFRAST	3,047,192.00	.00	188,000.00	292,000.00	2,755,192.00	.10
TOTAL	COMMISSIONER PCT 4	3,047,192.00	.00	188,000.00	292,000.00	2,755,192.00	.10
642022	CDBG YR 20 HOUSING REHAB	238,608.12	.00	.00	2,513.79	236,094.33	.01
642025	CDBG YR 20 MCYS	1,962,423.32	211,673.11	1,011,088.40	1,899,839.12	62,584.20	.97
TOTAL	CDBG - YEAR 20	2,201,031.44	211,673.11	1,011,088.40	1,902,352.91	298,678.53	.86
642030	CDBG YR 21 ADMIN	44,671.60	.00	.00	.00	44,671.60	.00
642031	CDBG YR 21 SOCIAL SERVICE	6,927.24	.00	.00	.00	6,927.24	.00
642034	CDBG YR21 SALLAS PK EXPAN	1,000,000.00	3,714.18	898,046.82	1,000,000.00	.00	1.00
642035	CDBG YR21 HABITAT HSG RHB	100,000.00	.00	.00	.00	100,000.00	.00
642036	CDBG YR21 MAG COMM CTR EX	75,000.00	.00	21,673.76	70,000.00	5,000.00	.93
642037	CDBG YR21 E MAG COMM CTR	68,000.00	.00	.00	.00	68,000.00	.00
642038	CDBG YR21 HSING RHAB MCCD	59,713.92	.00	.00	.00	59,713.92	.00
TOTAL	CDBG YEAR 21	1,354,312.76	3,714.18	919,720.58	1,070,000.00	284,312.76	.79
642040	CDBG YR22-ADMIN	410,318.50	21,681.04	50.40	258,764.70	151,553.80	.63
642041	CDBG YR22-PROJ DELIVERY	15,000.00	.00	.00	14,619.58	380.42	.97
642042	CDBG YR22-SOCIAL SERVICES	383,912.00	33,003.97	.00	145,135.98	238,776.02	.38
642043	CDBG YR22-BLDG LS/PURCH	385,978.00	.00	.00	385,977.08	.92	1.00
642044	CDBG YR22-E MAGNOLIA CC	200,000.00	.00	.00	.00	200,000.00	.00
642045	CDBG YR22-MAG CC EXPANSIO	800,000.00	.00	.00	.00	800,000.00	.00
642046	CDBG YR22-HSNG REHAB MCCD	62,642.00	.00	.00	.00	62,642.00	.00
642047	CDBG YR22-HSNG REHAB HABI	100,000.00	.00	.00	.00	100,000.00	.00
642048	CDBG YR22-LBP ADMIN MATCH	101,564.50	2,106.07	.00	8,222.99	93,341.51	.08
642049	CDBG YR22-LBP REHAB MATCH	100,000.00	.00	.00	.00	100,000.00	.00
64295	CDBG/\$1,956,872 - YEAR 15	3,529.85	.00	.00	.00	3,529.85	.00
64296	CDBG/\$2,118,292 - YEAR 16	198.83	.00	.00	198.83	.00	1.00
642974	CDBG YR 17 HOUSING DEMO.	40.58	.00	.00	40.58	.00	1.00
642977	CDBG YR 17 HC DAY CENTER	38,882.54	.00	.00	.00	38,882.54	.00
TOTAL	CDBG/\$2,244,177 - YEAR 17	38,923.12	.00	.00	40.58	38,882.54	.00
6429801	CDBG YR 18-MCYS	14,890.74	.00	5,132.80	14,890.74	.00	1.00
642986	CDBG YR 18 HOUSING DEMO	48,196.72	252.00	.00	16,340.93	31,855.79	.34
642988	CDBG YR 18 HOUSING REHAB	981.70	.00	.00	981.70	.00	1.00
642989	CDBG YR 18 HOMELESS EMPOW	68,303.14	.00	63,140.18	.00	68,303.14	.00
TOTAL	CDBG/\$2,172,630 - YEAR 18	132,372.30	252.00	68,272.98	32,213.37	100,158.93	.24
642992	CDBG YR 19 DEMOLITION	50,000.00	.00	.00	.00	50,000.00	.00
642993	CDBG YR 19 HOUSTING REHAB	100,831.05	.00	17,110.59	71,910.77	28,920.28	.71
642996	CDBG YR 19 NEW DANVILLE	185.00	.00	.00	.00	185.00	.00
TOTAL	CDBG/\$2,301,631 - YEAR 19	151,016.05	.00	17,110.59	71,910.77	79,105.28	.48
TOTAL	CDBG/\$1.7MIL-YEAR 1	6,440,799.35	272,430.37	2,016,242.95	3,889,436.79	2,551,362.56	.60
643924	HOME YR 12 DOWN PMT ASST	3,519.24	.00	.00	.00	3,519.24	.00

04/21/20  
ACCOUNTING PERIOD: 7/20

MONTGOMERY COUNTY, TEXAS  
DEPT/DIV EXPENDITURE SUMMARY

PAGE 20

SELECTION CRITERIA: ALL

FUND - 219 - COMMUNITY DEVELOPMENT

ACCOUNT	TITLE	BUDGET	PERIOD EXPENDITURES	ENCUMBRANCES OUTSTANDING	YEAR TO DATE ENC + EXP	AVAILABLE BALANCE	YTD/ BUD
TOTAL	HOME/\$465,806 - YEAR 12	3,519.24	.00	.00	.00	3,519.24	.00
643931	HOME YR 13 TRANSL HSG	331,562.75	.00	.00	.00	331,562.75	.00
TOTAL	HOME/\$442,085 - YEAR 13	331,562.75	.00	.00	.00	331,562.75	.00
643941	HOME YR 14 ANGEL REACH	353,223.75	.00	.00	.00	353,223.75	.00
643942	HOME YR 14 CHDO	.45	.00	.00	.00	.45	.00
TOTAL	HOME 470,965 YEAR 14	353,224.20	.00	.00	.00	353,224.20	.00
643951	HOME YR 15 - ANGEL REACH	353,223.75	.00	.00	.00	353,223.75	.00
643952	HOME YR 15 - CHDO	2,945.52	.00	.00	.00	2,945.52	.00
TOTAL	HOME YEAR 15	356,169.27	.00	.00	.00	356,169.27	.00
643960	HOME YR16 ADMIN	3,856.51	.00	.00	.00	3,856.51	.00
643961	HOME YR16 CHDO	36,086.86	3,325.00	.00	32,206.92	3,879.94	.89
643962	HOME YR16 EASTER SEALS	215,160.84	.00	.00	214,654.40	506.44	1.00
643963	HOME YR16 CAPITAL CONTING	189,765.00	.00	.00	.00	189,765.00	.00
TOTAL	HOME YEAR 16	444,869.21	3,325.00	.00	246,861.32	198,007.89	.55
643970	HOME YR17-ADMIN	61,406.00	.00	.00	4,293.40	57,112.60	.07
643971	HOME YR17-CHDO	252,661.00	27,133.46	7,104.06	34,237.52	218,423.48	.14
643972	HOME YR17-EASTER SEALS	300,000.00	.00	.00	.00	300,000.00	.00
TOTAL	HOME PROGRAM/\$750K-YR 1	2,103,411.67	30,458.46	7,104.06	285,392.24	1,818,019.43	.14
6436	HOME PROGRAM/\$520,649-YR7	120,000.00	.00	.00	.00	120,000.00	.00
TOTAL	HOME PROGRAM/\$520,649-YR7	120,000.00	.00	.00	.00	120,000.00	.00
644080	HESG YR8 ADMIN	50.36	.00	.00	.00	50.36	.00
644081	HESG YR8 SOCIAL SERVICES	14,124.00	.00	.00	.00	14,124.00	.00
TOTAL	HESG YEAR 8	14,174.36	.00	.00	.00	14,174.36	.00
644090	HESG YR9-ADMIN	8,266.00	.00	.00	3,926.90	4,339.10	.48
644091	HESG YR9-SOCIAL SERVICES	212,179.00	13,855.13	.00	38,059.15	174,119.85	.18
TOTAL	CDBG DISASTER REC GRANT	234,619.36	13,855.13	.00	41,986.05	192,633.31	.18
644501	LBP-ADMIN	100,000.00	90.05	.00	3,767.80	96,232.20	.04
644502	LBP-PD	100,000.00	.00	.00	.00	100,000.00	.00
644503	LBP-PROF SVC	800,000.00	.00	.00	.00	800,000.00	.00
TOTAL	LBP HAZARD CONTROL GRANT	1,000,000.00	90.05	.00	3,767.80	996,232.20	.00
TOTAL	HUD LEAD HAZARD CONTROL	1,000,000.00	90.05	.00	3,767.80	996,232.20	.00
TOTAL	HEALTH AND WELFARE	12,946,022.38	316,834.01	2,211,347.01	4,512,582.88	8,433,439.50	.35
TOTAL	COMMUNITY DEVELOPMENT	12,946,022.38	316,834.01	2,211,347.01	4,512,582.88	8,433,439.50	.35

04/21/20  
ACCOUNTING PERIOD: 7/20

MONTGOMERY COUNTY, TEXAS  
DEPT/DIV EXPENDITURE SUMMARY

PAGE 21

SELECTION CRITERIA: ALL

FUND - 221 - LAW LIBRARY

ACCOUNT	TITLE	BUDGET	PERIOD EXPENDITURES	ENCUMBRANCES OUTSTANDING	YEAR TO DATE ENC + EXP	AVAILABLE BALANCE	YTD/ BUD
426221	CCL 1 - LAW LIBRARY	1,000.00	.00	.00	.00	1,000.00	.00
TOTAL	COUNTY COURT AT LAW #1	1,000.00	.00	.00	.00	1,000.00	.00
427221	CCL 2 - LAW LIBRARY	1,000.00	.00	.00	892.00	108.00	.89
TOTAL	COUNTY COURT AT LAW #2	1,000.00	.00	.00	892.00	108.00	.89
429221	CCL 3 - LAW LIBRARY	1,135.00	.00	.00	1,135.00	.00	1.00
TOTAL	COUNTY COURT AT LAW #3	1,135.00	.00	.00	1,135.00	.00	1.00
430221	CCL 4 - LAW LIBRARY	1,000.00	.00	.00	562.75	437.25	.56
TOTAL	COUNTY COURT AT LAW #4	1,000.00	.00	.00	562.75	437.25	.56
431221	CCL 5 - LAW LIBRARY	1,000.00	7.76	.00	673.16	326.84	.67
TOTAL	COUNTY COURT AT LAW #5	1,000.00	7.76	.00	673.16	326.84	.67
434221	9TH DIST CT - LAW LIBRARY	1,000.00	.00	.00	.00	1,000.00	.00
TOTAL	9TH DISTRICT COURT	1,000.00	.00	.00	.00	1,000.00	.00
436221	410 DIST CT - LAW LIBRARY	1,000.00	.00	.00	1,000.00	.00	1.00
TOTAL	410th DISTRICT COURT	1,000.00	.00	.00	1,000.00	.00	1.00
437221	221ST DC - LAW LIBRARY	1,700.00	52.00	.00	533.00	1,167.00	.31
TOTAL	221ST DISTRICT COURT	1,700.00	52.00	.00	533.00	1,167.00	.31
438221	284TH DC - LAW LIBRARY	1,315.00	.00	.00	799.20	515.80	.61
TOTAL	284TH DISTRICT COURT	1,315.00	.00	.00	799.20	515.80	.61
439221	359TH DC - LAW LIBRARY	1,000.00	.00	.00	270.00	730.00	.27
TOTAL	359TH DISTRICT COURT	1,000.00	.00	.00	270.00	730.00	.27
441221	418TH DC - LAW LIBRARY	1,104.00	.00	.00	1,104.00	.00	1.00
TOTAL	418TH DISTRICT COURT	1,104.00	.00	.00	1,104.00	.00	1.00
442221	435TH DC - LAW LIBRARY	896.00	.00	.00	600.00	296.00	.67
TOTAL	435TH DISTRICT COURT	896.00	.00	.00	600.00	296.00	.67
465221	CRT OPER - LAW LIBRARY	12,100.00	.00	434.00	5,166.00	6,934.00	.43
TOTAL	COURT OPERATIONS	12,100.00	.00	434.00	5,166.00	6,934.00	.43
476	LAW LIBRARY	271,241.00	7,373.63	.00	140,503.77	130,737.23	.52
TOTAL	LAW LIBRARY	271,241.00	7,373.63	.00	140,503.77	130,737.23	.52
TOTAL	LEGAL SERVICES	296,491.00	7,433.39	434.00	153,238.88	143,252.12	.52
TOTAL	LAW LIBRARY	296,491.00	7,433.39	434.00	153,238.88	143,252.12	.52

04/21/20  
ACCOUNTING PERIOD: 7/20

MONTGOMERY COUNTY, TEXAS  
DEPT/DIV EXPENDITURE SUMMARY

PAGE 22

SELECTION CRITERIA: ALL

FUND - 224 - JUVENILE PROBATION-STATE

ACCOUNT	TITLE	BUDGET	PERIOD EXPENDITURES	ENCUMBRANCES OUTSTANDING	YEAR TO DATE ENC + EXP	AVAILABLE BALANCE	YTD/ BUD
57114801	BASIC SUPERVISION A/20	500,659.48	30,214.47	1,925.85	267,618.21	233,041.27	.53
57114802	COMMUNITY PROGRAMS A/20	632,040.15	38,290.74	10,816.70	360,350.95	271,689.20	.57
57114803	PRE & POST ADJ FACIL A/20	245,000.00	17,887.93	.00	244,796.80	203.20	1.00
57114804	COMMITMENT DIVERSION A/20	225,000.00	152,441.98	6,128.39	209,520.44	15,479.56	.93
57114805	MENTAL HEALTH A/20	210,841.28	8,418.89	.00	108,256.66	102,584.62	.51
TOTAL	JUV PROB/STATE AID-A/20	1,813,540.91	247,254.01	18,870.94	1,190,543.06	622,997.85	.66
571157	JUV JUS ALT ED PGR-P/20	1,629,494.61	21,411.66	.00	257,231.45	1,372,263.16	.16
57117	JUVENILE PROBATION-LOCAL	83,262.54	88.75	.00	44,777.53	38,485.01	.54
5711840	RDA PROG-17-D0174	8,749.24	.00	.00	.00	8,749.24	.00
5711841	RDA PRG-17-D0274	5,337.63	.00	.00	.00	5,337.63	.00
5711842	RDA PRG-18-D0144	29,673.00	.00	.00	.00	29,673.00	.00
5711843	RDA PRG-18-D0145	19,089.00	.00	.00	.00	19,089.00	.00
5711844	RDA PRG-18-D0153	8,316.00	.00	.00	.00	8,316.00	.00
TOTAL	JUV PROB/RDA PROG	71,164.87	.00	.00	.00	71,164.87	.00
571186	JUV-REGIONALIZATION R/20	17,300.00	.00	.00	.00	17,300.00	.00
TOTAL	JUVENILE PROBATION	3,614,762.93	268,754.42	18,870.94	1,492,552.04	2,122,210.89	.41
TOTAL	PUBLIC SAFETY	3,614,762.93	268,754.42	18,870.94	1,492,552.04	2,122,210.89	.41
TOTAL	JUVENILE PROBATION-STATE	3,614,762.93	268,754.42	18,870.94	1,492,552.04	2,122,210.89	.41

04/21/20  
ACCOUNTING PERIOD: 7/20  
  
SELECTION CRITERIA: ALL

MONTGOMERY COUNTY, TEXAS  
DEPT/DIV EXPENDITURE SUMMARY

PAGE 23

FUND - 225 - RECORDS MGMT/PRESERVATION

ACCOUNT	TITLE	BUDGET	PERIOD EXPENDITURES	ENCUMBRANCES OUTSTANDING	YEAR TO DATE ENC + EXP	AVAILABLE BALANCE	YTD/ BUD
40311	CTY CLK/RECORDS MGMT/PRES	4,750,441.31	16,854.27	4,167,185.99	4,398,182.58	352,258.73	.93
TOTAL	COUNTY CLERK	4,750,441.31	16,854.27	4,167,185.99	4,398,182.58	352,258.73	.93
TOTAL	GENERAL ADMINISTRATION	4,750,441.31	16,854.27	4,167,185.99	4,398,182.58	352,258.73	.93
TOTAL	RECORDS MGMT/PRESERVATION	4,750,441.31	16,854.27	4,167,185.99	4,398,182.58	352,258.73	.93

04/21/20

ACCOUNTING PERIOD: 7/20

MONTGOMERY COUNTY, TEXAS  
DEPT/DIV EXPENDITURE SUMMARY

PAGE 24

SELECTION CRITERIA: ALL

FUND - 226 - PRE-TRIAL DIVERSION FUND

ACCOUNT	TITLE	BUDGET	PERIOD EXPENDITURES	ENCUMBRANCES OUTSTANDING	YEAR TO DATE ENC + EXP	AVAILABLE BALANCE	YTD/ BUD
43513	PRE-TRIAL DIVERSION	38,863.00	871.09	.00	11,938.04	26,924.96	.31
TOTAL	DISTRICT ATTORNEY	38,863.00	871.09	.00	11,938.04	26,924.96	.31
TOTAL	JUDICIAL	38,863.00	871.09	.00	11,938.04	26,924.96	.31
TOTAL	PRE-TRIAL DIVERSION FUND	38,863.00	871.09	.00	11,938.04	26,924.96	.31

04/21/20

ACCOUNTING PERIOD: 7/20

MONTGOMERY COUNTY, TEXAS  
DEPT/DIV EXPENDITURE SUMMARY

PAGE 25

SELECTION CRITERIA: ALL

FUND - 232 - AIRPORT GRANTS

ACCOUNT	TITLE	BUDGET	PERIOD EXPENDITURES	ENCUMBRANCES OUTSTANDING	YEAR TO DATE ENC + EXP	AVAILABLE BALANCE	YTD/ BUD
6291324	AIRPORT-RAMP GRANT FY20	100,000.00	12,338.38	28,554.30	61,498.31	38,501.69	.61
629137	1612CNROE	52.00	.00	.00	.00	52.00	.00
629138	1812CONRO	5,407,212.33	.00	.00	.00	5,407,212.33	.00
629160	1912CNROE-DESIGN PHASE	24,483.05	.00	.00	.00	24,483.05	.00
629161	1912CONRO-CONSTRUCTION PH	2,688,000.00	.00	.00	.00	2,688,000.00	.00
TOTAL	TAXIWAY G & F DESIGN/CNST	2,712,483.05	.00	.00	.00	2,712,483.05	.00
TOTAL	AIRPORT	8,219,747.38	12,338.38	28,554.30	61,498.31	8,158,249.07	.01
TOTAL	PUBLIC TRANSPORTATION	8,219,747.38	12,338.38	28,554.30	61,498.31	8,158,249.07	.01
TOTAL	AIRPORT GRANTS	8,219,747.38	12,338.38	28,554.30	61,498.31	8,158,249.07	.01

04/21/20

ACCOUNTING PERIOD: 7/20

MONTGOMERY COUNTY, TEXAS  
DEPT/DIV EXPENDITURE SUMMARY

PAGE 26

SELECTION CRITERIA: ALL

FUND - 233 - MENTAL HEALTH FACILITY

ACCOUNT	TITLE	BUDGET	PERIOD EXPENDITURES	ENCUMBRANCES OUTSTANDING	YEAR TO DATE ENC + EXP	AVAILABLE BALANCE	YTD/ BUD
6311	MENTAL HEALTH	15,256,015.00	1,307,363.00	1,293,724.72	9,044,548.72	6,211,466.28	.59
TOTAL	MENTAL HEALTH	15,256,015.00	1,307,363.00	1,293,724.72	9,044,548.72	6,211,466.28	.59
TOTAL	HEALTH AND WELFARE	15,256,015.00	1,307,363.00	1,293,724.72	9,044,548.72	6,211,466.28	.59
TOTAL	MENTAL HEALTH FACILITY	15,256,015.00	1,307,363.00	1,293,724.72	9,044,548.72	6,211,466.28	.59

04/21/20

ACCOUNTING PERIOD: 7/20

MONTGOMERY COUNTY, TEXAS  
DEPT/DIV EXPENDITURE SUMMARY

PAGE 27

SELECTION CRITERIA: ALL

FUND - 234 - RECORDS MANAGEMENT COUNTY

ACCOUNT	TITLE	BUDGET	PERIOD EXPENDITURES	ENCUMBRANCES OUTSTANDING	YEAR TO DATE ENC + EXP	AVAILABLE BALANCE	YTD/ BUD
409310	RECORDS MNGT COUNTY	39,471.00	.00	.00	.00	39,471.00	.00
TOTAL	NON-DEPARTMENTAL	39,471.00	.00	.00	.00	39,471.00	.00
TOTAL	GENERAL ADMINISTRATION	39,471.00	.00	.00	.00	39,471.00	.00
560141	SHERIFF/RECORDS MGT DIVN	610,878.00	26,107.22	588.78	315,765.94	295,112.06	.52
TOTAL	SHERIFF	610,878.00	26,107.22	588.78	315,765.94	295,112.06	.52
TOTAL	PUBLIC SAFETY	610,878.00	26,107.22	588.78	315,765.94	295,112.06	.52
TOTAL	RECORDS MANAGEMENT COUNTY	650,349.00	26,107.22	588.78	315,765.94	334,583.06	.49

04/21/20

ACCOUNTING PERIOD: 7/20

MONTGOMERY COUNTY, TEXAS  
DEPT/DIV EXPENDITURE SUMMARY

PAGE 28

SELECTION CRITERIA: ALL

FUND - 235 - RECORDS MGMT DIST CLERK

ACCOUNT	TITLE	BUDGET	PERIOD EXPENDITURES	ENCUMBRANCES OUTSTANDING	YEAR TO DATE ENC + EXP	AVAILABLE BALANCE	YTD/ BUD
450110	RECORDS MGMT DIST CLERK	85,375.00	948.37	5,375.00	9,295.89	76,079.11	.11
TOTAL	DISTRICT CLERK	85,375.00	948.37	5,375.00	9,295.89	76,079.11	.11
TOTAL	GENERAL ADMINISTRATION	85,375.00	948.37	5,375.00	9,295.89	76,079.11	.11
TOTAL	RECORDS MGMT DIST CLERK	85,375.00	948.37	5,375.00	9,295.89	76,079.11	.11

04/21/20

ACCOUNTING PERIOD: 7/20

MONTGOMERY COUNTY, TEXAS  
DEPT/DIV EXPENDITURE SUMMARY

PAGE 29

SELECTION CRITERIA: ALL

FUND - 237 - DIST CLERK RECORDS PRESER

ACCOUNT	TITLE	BUDGET	PERIOD EXPENDITURES	ENCUMBRANCES OUTSTANDING	YEAR TO DATE ENC + EXP	AVAILABLE BALANCE	YTD/ BUD
45030	DISTRICT CLERK REC PRESV	40,000.00	.00	23,893.65	23,893.65	16,106.35	.60
TOTAL	DISTRICT CLERK	40,000.00	.00	23,893.65	23,893.65	16,106.35	.60
TOTAL	JUDICIAL	40,000.00	.00	23,893.65	23,893.65	16,106.35	.60
TOTAL	DIST CLERK RECORDS PRESER	40,000.00	.00	23,893.65	23,893.65	16,106.35	.60

04/21/20

ACCOUNTING PERIOD: 7/20

MONTGOMERY COUNTY, TEXAS  
DEPT/DIV EXPENDITURE SUMMARY

PAGE 30

SELECTION CRITERIA: ALL

FUND - 238 - COURT GUARDIANSHIP

ACCOUNT	TITLE	BUDGET	PERIOD EXPENDITURES	ENCUMBRANCES OUTSTANDING	YEAR TO DATE ENC + EXP	AVAILABLE BALANCE	YTD/ BUD
40933	COURT GUARDIANSHIP	30,000.00	8,861.43	.00	25,947.75	4,052.25	.86
TOTAL	NON-DEPARTMENTAL	30,000.00	8,861.43	.00	25,947.75	4,052.25	.86
TOTAL	JUDICIAL	30,000.00	8,861.43	.00	25,947.75	4,052.25	.86
TOTAL	COURT GUARDIANSHIP	30,000.00	8,861.43	.00	25,947.75	4,052.25	.86

04/21/20

ACCOUNTING PERIOD: 7/20

MONTGOMERY COUNTY, TEXAS  
DEPT/DIV EXPENDITURE SUMMARY

PAGE 31

SELECTION CRITERIA: ALL

FUND - 239 - COURT REPORTER SVC FUND

ACCOUNT	TITLE	BUDGET	PERIOD EXPENDITURES	ENCUMBRANCES OUTSTANDING	YEAR TO DATE ENC + EXP	AVAILABLE BALANCE	YTD/ BUD
4269	COURT REPORTER CCL 1	5,150.00	.00	.00	1,470.04	3,679.96	.29
TOTAL	COURT REPORTER CCL 1	5,150.00	.00	.00	1,470.04	3,679.96	.29
4279	COURT REPORTER CCL 2	6,100.00	.00	.00	2,415.78	3,684.22	.40
TOTAL	COURT REPORTER CCL 2	6,100.00	.00	.00	2,415.78	3,684.22	.40
4299	COURT REPORTER CCL 3	12,714.00	.00	.00	2,380.53	10,333.47	.19
TOTAL	COURT REPORTER CCL 3	12,714.00	.00	.00	2,380.53	10,333.47	.19
4309	COURT REPORTER CCL 4	6,100.00	.00	.00	1,982.46	4,117.54	.32
TOTAL	COURT REPORTER CCL 4	6,100.00	.00	.00	1,982.46	4,117.54	.32
4319	COURT REPORTER CCL 5	4,700.00	.00	.00	1,922.45	2,777.55	.41
TOTAL	COURT REPORTER CCL 5	4,700.00	.00	.00	1,922.45	2,777.55	.41
4349	COURT REPORTER 9TH DC	19,500.00	.00	.00	16,760.83	2,739.17	.86
TOTAL	COURT REPORTER 9TH DC	19,500.00	.00	.00	16,760.83	2,739.17	.86
4369	COURT REPORTER 410 DC	10,300.00	.00	.00	7,692.26	2,607.74	.75
TOTAL	COURT REPORTER 410 DC	10,300.00	.00	.00	7,692.26	2,607.74	.75
4379	COURT REPORTER 221 DC	4,500.00	.00	.00	2,028.00	2,472.00	.45
TOTAL	COURT REPORTER 221 DC	4,500.00	.00	.00	2,028.00	2,472.00	.45
4389	COURT REPORTER 284 DC	14,025.00	498.00	.00	5,914.94	8,110.06	.42
TOTAL	COURT REPORTER 284 DC	14,025.00	498.00	.00	5,914.94	8,110.06	.42
4399	COURT REPORTER 359 DC	5,771.00	.00	.00	724.00	5,047.00	.13
TOTAL	COURT REPORTER 359 DC	5,771.00	.00	.00	724.00	5,047.00	.13
4419	COURT REPORTER 418 DC	12,752.00	.00	.00	977.00	11,775.00	.08
TOTAL	COURT REPORTER 418 DC	12,752.00	.00	.00	977.00	11,775.00	.08
4429	COURT REPORTER 435 DC	11,500.00	.00	.00	881.94	10,618.06	.08
TOTAL	COURT REPORTER 435 DC	11,500.00	.00	.00	881.94	10,618.06	.08
465239	COURT REPORTER CT OPS	70,742.97	.00	.00	8,582.56	62,160.41	.12
TOTAL	COURT REPORTER CT OPS	70,742.97	.00	.00	8,582.56	62,160.41	.12
TOTAL	JUDICIAL	183,854.97	498.00	.00	53,732.79	130,122.18	.29
TOTAL	COURT REPORTER SVC FUND	183,854.97	498.00	.00	53,732.79	130,122.18	.29

04/21/20

ACCOUNTING PERIOD: 7/20

MONTGOMERY COUNTY, TEXAS  
DEPT/DIV EXPENDITURE SUMMARY

PAGE 32

SELECTION CRITERIA: ALL

FUND - 240 - COURTHOUSE SECURITY

ACCOUNT	TITLE	BUDGET	PERIOD EXPENDITURES	ENCUMBRANCES OUTSTANDING	YEAR TO DATE ENC + EXP	AVAILABLE BALANCE	YTD/ BUD
5121240	COURTHOUSE SECURITY	370,000.00	18,003.35	14,145.12	192,035.06	177,964.94	.52
TOTAL	JAIL	370,000.00	18,003.35	14,145.12	192,035.06	177,964.94	.52
TOTAL	PUBLIC SAFETY	370,000.00	18,003.35	14,145.12	192,035.06	177,964.94	.52
TOTAL	COURTHOUSE SECURITY	370,000.00	18,003.35	14,145.12	192,035.06	177,964.94	.52

04/21/20  
ACCOUNTING PERIOD: 7/20

MONTGOMERY COUNTY, TEXAS  
DEPT/DIV EXPENDITURE SUMMARY

PAGE 33

SELECTION CRITERIA: ALL

FUND - 241 - COURT TECHNOLOGY CNTY/DIS

ACCOUNT	TITLE	BUDGET	PERIOD EXPENDITURES	ENCUMBRANCES OUTSTANDING	YEAR TO DATE ENC + EXP	AVAILABLE BALANCE	YTD/ BUD
426241	CCL 1-CTY/DIST CT TECH	1,312.00	37.99	.00	446.03	865.97	.34
TOTAL	COUNTY COURT AT LAW #1	1,312.00	37.99	.00	446.03	865.97	.34
427241	CCL 2-CTY/DIST CT TECH	1,312.00	.00	.00	258.00	1,054.00	.20
TOTAL	COUNTY COURT AT LAW #2	1,312.00	.00	.00	258.00	1,054.00	.20
429241	CCL 3-CTY/DIST CT TECH	1,624.00	37.99	.00	189.95	1,434.05	.12
TOTAL	COUNTY COURT AT LAW #3	1,624.00	37.99	.00	189.95	1,434.05	.12
430241	CCL 4-CTY/DIST CT TECH	1,000.00	.00	.00	270.00	730.00	.27
TOTAL	COUNTY COURT AT LAW #4	1,000.00	.00	.00	270.00	730.00	.27
431241	CCL 5-CTY/DIST CT TECH	3,030.65	.00	37.99	2,133.24	897.41	.70
TOTAL	COUNTY COURT AT LAW #5	3,030.65	.00	37.99	2,133.24	897.41	.70
434241	9TH DC-CTY/DIST CT TECH	1,408.00	37.99	.00	227.94	1,180.06	.16
TOTAL	9TH DISTRICT COURT	1,408.00	37.99	.00	227.94	1,180.06	.16
436241	410TH DC-CTY/DIST CT TECH	1,000.00	208.99	.00	1,000.00	.00	1.00
TOTAL	410th DISTRICT COURT	1,000.00	208.99	.00	1,000.00	.00	1.00
437241	221ST DC-CTY/DIST CT TECH	1,331.00	127.88	37.99	441.23	889.77	.33
TOTAL	221ST DISTRICT COURT	1,331.00	127.88	37.99	441.23	889.77	.33
438241	284TH DC-CTY/DIST CT TECH	1,312.00	.00	.00	784.31	527.69	.60
TOTAL	284TH DISTRICT COURT	1,312.00	.00	.00	784.31	527.69	.60
439241	359TH DC-CTY/DIST CT TECH	1,330.00	687.24	32.20	830.44	499.56	.62
TOTAL	359TH DISTRICT COURT	1,330.00	687.24	32.20	830.44	499.56	.62
441241	418TH DC-CTY/DIST CT TECH	1,624.00	954.53	25.90	1,058.13	565.87	.65
TOTAL	418TH DISTRICT COURT	1,624.00	954.53	25.90	1,058.13	565.87	.65
442241	435TH DC-CTY/DIST CT TECH	1,456.00	75.98	75.98	341.91	1,114.09	.23
TOTAL	435TH DISTRICT COURT	1,456.00	75.98	75.98	341.91	1,114.09	.23
4659241	CT OPNS-CTY/DIST CT TECH	1,312.00	22.20	.00	1,149.42	162.58	.88
TOTAL	COURT OPERATIONS	1,312.00	22.20	.00	1,149.42	162.58	.88
TOTAL	JUDICIAL	19,051.65	2,190.79	210.06	9,130.60	9,921.05	.48
TOTAL	COURT TECHNOLOGY CNTY/DIS	19,051.65	2,190.79	210.06	9,130.60	9,921.05	.48

04/21/20

ACCOUNTING PERIOD: 7/20

MONTGOMERY COUNTY, TEXAS  
DEPT/DIV EXPENDITURE SUMMARY

PAGE 34

SELECTION CRITERIA: ALL

FUND - 242 - JUSTICE CRT BLDG SECURITY

ACCOUNT	TITLE	BUDGET	PERIOD EXPENDITURES	ENCUMBRANCES OUTSTANDING	YEAR TO DATE ENC + EXP	AVAILABLE BALANCE	YTD/ BUD
457242	JP3 JUSTICE CT SECURITY	4,015.67	.00	.00	4,015.67	.00	1.00
TOTAL	JUSTICE OF PEACE PCT 3	4,015.67	.00	.00	4,015.67	.00	1.00
510242	BLD MNT JP SECURITY	33,365.56	7,174.00	.00	19,079.09	14,286.47	.57
TOTAL	BLDG MAINT/CONSTRUCTION	33,365.56	7,174.00	.00	19,079.09	14,286.47	.57
TOTAL	PUBLIC SAFETY	37,381.23	7,174.00	.00	23,094.76	14,286.47	.62
TOTAL	JUSTICE CRT BLDG SECURITY	37,381.23	7,174.00	.00	23,094.76	14,286.47	.62

04/21/20

ACCOUNTING PERIOD: 7/20

MONTGOMERY COUNTY, TEXAS  
DEPT/DIV EXPENDITURE SUMMARY

PAGE 35

SELECTION CRITERIA: ALL

FUND - 243 - JUSTICE CRT TECHNOLOGY

ACCOUNT	TITLE	BUDGET	PERIOD EXPENDITURES	ENCUMBRANCES OUTSTANDING	YEAR TO DATE ENC + EXP	AVAILABLE BALANCE	YTD/ BUD
2	SPECIAL REVENUE FUNDS	49,000.00	.00	.00	20,000.00	29,000.00	.41
TOTAL	SPECIAL REVENUE FUNDS	49,000.00	.00	.00	20,000.00	29,000.00	.41
TOTAL	SPECIAL REVENUE FUNDS	49,000.00	.00	.00	20,000.00	29,000.00	.41
455243	JP 1 JUSTICE CT TECH	21,494.13	367.23	490.00	17,481.48	4,012.65	.81
TOTAL	JUSTICE OF PEACE PCT 1	21,494.13	367.23	490.00	17,481.48	4,012.65	.81
456243	JP 2 JUSTICE CT TECH	4,758.58	22.20	4,308.58	4,441.78	316.80	.93
TOTAL	JUSTICE OF PEACE PCT 2	4,758.58	22.20	4,308.58	4,441.78	316.80	.93
457243	JP 3 JUSTICE CT TECH	14,754.49	1,294.97	1,950.00	7,498.76	7,255.73	.51
TOTAL	JUSTICE OF PEACE PCT 3	14,754.49	1,294.97	1,950.00	7,498.76	7,255.73	.51
458243	JP 4 JUSTICE CT TECH	18,381.84	.00	410.39	14,628.02	3,753.82	.80
TOTAL	JUSTICE OF PEACE PCT 4	18,381.84	.00	410.39	14,628.02	3,753.82	.80
459243	JP 5 JUSTICE CT TECH	3,417.36	617.36	.00	2,536.64	880.72	.74
TOTAL	JUSTICE OF PEACE PCT 5	3,417.36	617.36	.00	2,536.64	880.72	.74
TOTAL	JUDICIAL	62,806.40	2,301.76	7,158.97	46,586.68	16,219.72	.74
TOTAL	JUSTICE CRT TECHNOLOGY	111,806.40	2,301.76	7,158.97	66,586.68	45,219.72	.60

04/21/20  
ACCOUNTING PERIOD: 7/20  
SELECTION CRITERIA: ALL

MONTGOMERY COUNTY, TEXAS  
DEPT/DIV EXPENDITURE SUMMARY

PAGE 36

FUND - 244 - JUVENILE CASE MANAGER

ACCOUNT	TITLE	BUDGET	PERIOD EXPENDITURES	ENCUMBRANCES OUTSTANDING	YEAR TO DATE ENC + EXP	AVAILABLE BALANCE	YTD/ BUD
45512	JP 1-JUVENILE CASE DIV	128,940.00	2,565.76	.00	33,922.78	95,017.22	.26
TOTAL	JUSTICE OF PEACE PCT 1	128,940.00	2,565.76	.00	33,922.78	95,017.22	.26
45612	JP 2-JUVENILE CASE DIV	57,536.00	2,240.64	.00	29,091.38	28,444.62	.51
TOTAL	JUSTICE OF PEACE PCT 2	57,536.00	2,240.64	.00	29,091.38	28,444.62	.51
45712	JP 3-JUVENILE CASE DIV	70,062.00	2,602.45	.00	34,441.31	35,620.69	.49
TOTAL	JUSTICE OF PEACE PCT 3	70,062.00	2,602.45	.00	34,441.31	35,620.69	.49
45812	JP 4-JUVENILE CASE DIV	65,539.00	2,607.01	.00	35,489.07	30,049.93	.54
TOTAL	JUSTICE OF PEACE PCT 4	65,539.00	2,607.01	.00	35,489.07	30,049.93	.54
45912	JP 5-JUVENILE CASE DIV	55,115.00	2,121.79	.00	26,930.97	28,184.03	.49
TOTAL	JUSTICE OF PEACE PCT 5	55,115.00	2,121.79	.00	26,930.97	28,184.03	.49
TOTAL	JUDICIAL	377,192.00	12,137.65	.00	159,875.51	217,316.49	.42
TOTAL	JUVENILE CASE MANAGER	377,192.00	12,137.65	.00	159,875.51	217,316.49	.42

04/21/20  
 ACCOUNTING PERIOD: 7/20  
 SELECTION CRITERIA: ALL

MONTGOMERY COUNTY, TEXAS  
 DEPT/DIV EXPENDITURE SUMMARY

PAGE 37

FUND - 254 - CONTRACT ELECTION SERVICE

ACCOUNT	TITLE	BUDGET	PERIOD EXPENDITURES	ENCUMBRANCES OUTSTANDING	YEAR TO DATE ENC + EXP	AVAILABLE BALANCE	YTD/ BUD
49041	CONTRACT ELEC DIRECT PAID	.00	.00	68.88	116,173.93	-116,173.93	.00
49042	CONTRACT ELECT PAYROLL	.00	21,114.64	10,048.80	323,187.20	-323,187.20	.00
TOTAL	ELECTIONS	.00	21,114.64	10,117.68	439,361.13	-439,361.13	.00
TOTAL	ELECTIONS	.00	21,114.64	10,117.68	439,361.13	-439,361.13	.00
TOTAL	CONTRACT ELECTION SERVICE	.00	21,114.64	10,117.68	439,361.13	-439,361.13	.00

04/21/20  
ACCOUNTING PERIOD: 7/20

MONTGOMERY COUNTY, TEXAS  
DEPT/DIV EXPENDITURE SUMMARY

PAGE 38

SELECTION CRITERIA: ALL

FUND - 256 - MOCO GRANTS

ACCOUNT	TITLE	BUDGET	PERIOD EXPENDITURES	ENCUMBRANCES OUTSTANDING	YEAR TO DATE ENC + EXP	AVAILABLE BALANCE	YTD/ BUD
406900	ADMINISTRATION	177,019.96	204.46	207.41	4,682.34	172,337.62	.03
406901	LMB BUYOUT PROGRAM	5,751,305.97	.00	.00	.00	5,751,305.97	.00
406902	LMB BP PROJECT DELIVERY	1,532,680.36	.00	.00	.00	1,532,680.36	.00
406903	UN BUYOUT PROGRAM	1,150,537.23	.00	.00	.00	1,150,537.23	.00
406904	UN BP PROJECT DELIVERY	306,609.64	.00	.00	.00	306,609.64	.00
TOTAL	CDBG-DR 2016 FLOODS	8,918,153.16	204.46	207.41	4,682.34	8,913,470.82	.00
TOTAL	DISASTER RECOVERY GRANTS	8,918,153.16	204.46	207.41	4,682.34	8,913,470.82	.00
TOTAL	HEALTH AND WELFARE	8,918,153.16	204.46	207.41	4,682.34	8,913,470.82	.00
40670102	UASI 18-COM PREP & REG PL	30,132.09	.00	.00	30,132.09	.00	1.00
40670103	UASI 19-COM PREP/REG PLAN	411,716.46	8,310.52	15,380.21	69,255.59	342,460.87	.17
TOTAL	COM PREP & REGIONAL PLAN	441,848.55	8,310.52	15,380.21	99,387.68	342,460.87	.22
40670302	UASI 18-EOC/REG TECH SUST	18,776.66	.00	.00	18,776.66	.00	1.00
40670303	UASI 19-EOC/REG TECH SUST	76,110.00	1,268.97	1,640.43	30,369.93	45,740.07	.40
TOTAL	EOC/REG TECH SUSTAINMENT	94,886.66	1,268.97	1,640.43	49,146.59	45,740.07	.52
40670401	UASI 17-M & A	59,126.52	.00	.00	.00	59,126.52	.00
40670402	UASI 18-M & A	67,265.39	189.00	8,349.12	15,930.24	51,335.15	.24
TOTAL	M & A	126,391.91	189.00	8,349.12	15,930.24	110,461.67	.13
40670502	UASI 18-EOC ENHANCEMENTS	148,701.54	.00	339.94	26,766.66	121,934.88	.18
TOTAL	EOC ENHANCEMENTS	148,701.54	.00	339.94	26,766.66	121,934.88	.18
40670601	UASI 17-1ST RESP FC SPEC	660,288.14	.00	.00	660,288.14	.00	1.00
40670602	UASI 18-FR FC SPEC TEAM	333,000.00	.00	36,050.71	63,781.71	269,218.29	.19
TOTAL	1ST RESP FC SPEC TEAM SUS	993,288.14	.00	36,050.71	724,069.85	269,218.29	.73
40670701	UASI 17-1ST RESP LE SP RS	543,669.19	.00	.00	543,669.19	.00	1.00
40670702	UASI 18-FR LE SPEC RESPON	421,866.50	.00	1,883.62	1,883.62	419,982.88	.00
TOTAL	1ST RESP LE SPEC RESPONSE	965,535.69	.00	1,883.62	545,552.81	419,982.88	.57
40670801	UASI 18- PUB SAFETY VIDEO	200,000.00	.00	.00	3,606.70	196,393.30	.02
TOTAL	PUBLIC SAFETY VIDEO INIT	200,000.00	.00	.00	3,606.70	196,393.30	.02
TOTAL	HSGP GRANTS	2,970,652.49	9,768.49	63,644.03	1,464,460.53	1,506,191.96	.49
TOTAL	EMERGENCY MANAGEMENT	2,970,652.49	9,768.49	63,644.03	1,464,460.53	1,506,191.96	.49
TOTAL	PUBLIC SAFETY	2,970,652.49	9,768.49	63,644.03	1,464,460.53	1,506,191.96	.49
TOTAL	MOCO GRANTS	11,888,805.65	9,972.95	63,851.44	1,469,142.87	10,419,662.78	.12

04/21/20

ACCOUNTING PERIOD: 7/20

MONTGOMERY COUNTY, TEXAS  
DEPT/DIV EXPENDITURE SUMMARY

PAGE 39

SELECTION CRITERIA: ALL

FUND - 260 - FEDERAL ARRA GRANTS

ACCOUNT	TITLE	BUDGET	PERIOD EXPENDITURES	ENCUMBRANCES OUTSTANDING	YEAR TO DATE ENC + EXP	AVAILABLE BALANCE	YTD/ BUD
60007	BRINSAP	500,000.00	.00	.00	.00	500,000.00	.00
TOTAL	COUNTY ENGINEER	500,000.00	.00	.00	.00	500,000.00	.00
TOTAL	PUBLIC TRANSPORTATION	500,000.00	.00	.00	.00	500,000.00	.00
TOTAL	FEDERAL ARRA GRANTS	500,000.00	.00	.00	.00	500,000.00	.00

04/21/20

ACCOUNTING PERIOD: 7/20

MONTGOMERY COUNTY, TEXAS  
DEPT/DIV EXPENDITURE SUMMARY

PAGE 40

SELECTION CRITERIA: ALL

FUND - 261 - CC VITAL RECORDS PRES FND

ACCOUNT	TITLE	BUDGET	PERIOD EXPENDITURES	ENCUMBRANCES OUTSTANDING	YEAR TO DATE ENC + EXP	AVAILABLE BALANCE	YTD/ BUD
403261	VITAL RECORDS PRES	18,190.00	5,538.31	.00	9,388.63	8,801.37	.52
TOTAL	COUNTY CLERK	18,190.00	5,538.31	.00	9,388.63	8,801.37	.52
TOTAL	GENERAL ADMINISTRATION	18,190.00	5,538.31	.00	9,388.63	8,801.37	.52
TOTAL	CC VITAL RECORDS PRES FND	18,190.00	5,538.31	.00	9,388.63	8,801.37	.52

04/21/20  
ACCOUNTING PERIOD: 7/20

MONTGOMERY COUNTY, TEXAS  
DEPT/DIV EXPENDITURE SUMMARY

PAGE 41

SELECTION CRITERIA: ALL

FUND - 358 - MONTG CO DEBT SERVICE

ACCOUNT	TITLE	BUDGET	PERIOD EXPENDITURES	ENCUMBRANCES OUTSTANDING	YEAR TO DATE ENC + EXP	AVAILABLE BALANCE	YTD/ BUD
6926	CERT OBLIGN 2010A-\$9.055M	934,800.00	.00	.00	933,300.00	1,500.00	1.00
TOTAL	CERT OBLIGN 2010A-\$9.055M	934,800.00	.00	.00	933,300.00	1,500.00	1.00
6927	C/O 2010B BABS-\$23.395 M	1,218,239.00	.00	.00	608,311.89	609,927.11	.50
TOTAL	C/O 2010B BABS-\$23.395 M	1,218,239.00	.00	.00	608,311.89	609,927.11	.50
6929	REFUNDING BOND 2012-\$35	2,767,975.00	.00	.00	2,314,177.50	453,797.50	.84
TOTAL	REFUNDING BOND 2012-\$35	2,767,975.00	.00	.00	2,314,177.50	453,797.50	.84
6932	C/O 2012-\$14.5	627,013.00	.00	.00	429,730.64	197,282.36	.69
TOTAL	C/O 2012-\$14.5	627,013.00	.00	.00	429,730.64	197,282.36	.69
6933	C/O 2012A-\$13,350,000	1,138,300.00	.00	.00	884,025.00	254,275.00	.78
TOTAL	C/O 2012A-\$13,350,000	1,138,300.00	.00	.00	884,025.00	254,275.00	.78
6935	REFUNDING BONDS 2014	6,452,457.00	.00	.00	6,450,956.25	1,500.75	1.00
TOTAL	REFUNDING BONDS 2014	6,452,457.00	.00	.00	6,450,956.25	1,500.75	1.00
6936	L/T REFUND 2014A 73510000	2,894,750.00	.00	.00	1,446,625.00	1,448,125.00	.50
TOTAL	L/T REFUND 2014A 73510000	2,894,750.00	.00	.00	1,446,625.00	1,448,125.00	.50
6937	REFUNDING BONDS 2016	2,945,350.00	.00	.00	1,472,677.50	1,472,672.50	.50
TOTAL	REFUNDING BONDS 2016	2,945,350.00	.00	.00	1,472,677.50	1,472,672.50	.50
6938	ROAD BONDS 2016-\$53.14MIL	2,453,500.00	.00	.00	1,226,752.50	1,226,747.50	.50
TOTAL	ROAD BONDS 2016-\$53.14MIL	2,453,500.00	.00	.00	1,226,752.50	1,226,747.50	.50
6939	REFUNDING BONDS 2016A	2,071,588.00	.00	.00	1,035,796.25	1,035,791.75	.50
TOTAL	REFUNDING BONDS 2016A	2,071,588.00	.00	.00	1,035,796.25	1,035,791.75	.50
6940	ROAD BONDS 2016A	4,939,650.00	.00	.00	3,243,702.50	1,695,947.50	.66
TOTAL	ROAD BONDS 2016A	4,939,650.00	.00	.00	3,243,702.50	1,695,947.50	.66
6942	ROAD BONDS, SERIES 2018	3,048,225.00	.00	.00	2,023,968.75	1,024,256.25	.66
TOTAL	ROAD BONDS, SERIES 2018	3,048,225.00	.00	.00	2,023,968.75	1,024,256.25	.66
6943	REF BONDS, SERIES 2018	1,080,100.00	.00	.00	540,106.25	539,993.75	.50
TOTAL	REF BONDS, SERIES 2018	1,080,100.00	.00	.00	540,106.25	539,993.75	.50
6944	ROAD BONDS, SERIES 2018B	4,383,300.00	.00	.00	2,447,956.25	1,935,343.75	.56
TOTAL	ROAD BONDS, SERIES 2018B	4,383,300.00	.00	.00	2,447,956.25	1,935,343.75	.56
TOTAL	DEBT SERVICE	36,955,247.00	.00	.00	25,058,086.28	11,897,160.72	.68
TOTAL	MONTG CO DEBT SERVICE	36,955,247.00	.00	.00	25,058,086.28	11,897,160.72	.68

04/21/20

ACCOUNTING PERIOD: 7/20

MONTGOMERY COUNTY, TEXAS  
DEPT/DIV EXPENDITURE SUMMARY

PAGE 42

SELECTION CRITERIA: ALL

FUND - 40012 - C/P-CERT OBLIGN 2012

ACCOUNT	TITLE	BUDGET	PERIOD EXPENDITURES	ENCUMBRANCES OUTSTANDING	YEAR TO DATE ENC + EXP	AVAILABLE BALANCE	YTD/ BUD
503121	NETWK CLOSET ACCESS-CJIS	296,744.63	9,500.00	21,583.02	183,814.48	112,930.15	.62
TOTAL	MAJOR PROJ 2012 - IT	296,744.63	9,500.00	21,583.02	183,814.48	112,930.15	.62
510120	COUNTY WIDE ROOF PROJECT	402,626.96	.00	.00	364,928.73	37,698.23	.91
510121	AC NEW SECURITY IT ROOMS	49,320.29	.00	.00	.00	49,320.29	.00
510124	HVAC CONTROLS-JUV/BLD MNT	33,766.87	.00	.00	33,766.87	.00	1.00
TOTAL	MAJOR PRO 2012-BLD MNT	485,714.12	.00	.00	398,695.60	87,018.52	.82
TOTAL	CAPITAL PROJECTS	782,458.75	9,500.00	21,583.02	582,510.08	199,948.67	.74
TOTAL	C/P-CERT OBLIGN 2012	782,458.75	9,500.00	21,583.02	582,510.08	199,948.67	.74

04/21/20

ACCOUNTING PERIOD: 7/20

MONTGOMERY COUNTY, TEXAS  
DEPT/DIV EXPENDITURE SUMMARY

PAGE 43

SELECTION CRITERIA: ALL

FUND - 40013 - C/P-C/O 2012A-\$15,880,000

ACCOUNT	TITLE	BUDGET	PERIOD EXPENDITURES	ENCUMBRANCES OUTSTANDING	YEAR TO DATE ENC + EXP	AVAILABLE BALANCE	YTD/ BUD
6124013	COMMISSIONER PCT 1	166,285.61	.00	.00	.00	166,285.61	.00
TOTAL	COMMISSIONER PCT 1	166,285.61	.00	.00	.00	166,285.61	.00
TOTAL	CAPITAL PROJECTS	166,285.61	.00	.00	.00	166,285.61	.00
4	CAPITAL PROJECTS FUNDS	.00	.00	.00	210,644.21	-210,644.21	.00
TOTAL	CAPITAL PROJECTS FUNDS	.00	.00	.00	210,644.21	-210,644.21	.00
TOTAL	CAPITAL PROJECTS FUNDS	.00	.00	.00	210,644.21	-210,644.21	.00
TOTAL	C/P-C/O 2012A-\$15,880,000	166,285.61	.00	.00	210,644.21	-44,358.60	1.27

04/21/20

ACCOUNTING PERIOD: 7/20

MONTGOMERY COUNTY, TEXAS  
DEPT/DIV EXPENDITURE SUMMARY

PAGE 44

SELECTION CRITERIA: ALL

FUND - 40014 - C/P P-T TOLL PROJECTS

ACCOUNT	TITLE	BUDGET	PERIOD EXPENDITURES	ENCUMBRANCES OUTSTANDING	YEAR TO DATE ENC + EXP	AVAILABLE BALANCE	YTD/ BUD
61340214	COMMISSIONER PCT 2	5,336,976.50	.00	.00	.00	5,336,976.50	.00
TOTAL	COMMISSIONER PCT 2	5,336,976.50	.00	.00	.00	5,336,976.50	.00
61540214	COMMISSIONER PCT 4	5,336,976.54	.00	.00	.00	5,336,976.54	.00
TOTAL	COMMISSIONER PCT 4	5,336,976.54	.00	.00	.00	5,336,976.54	.00
TOTAL	PUBLIC TRANSPORTATION	10,673,953.04	.00	.00	.00	10,673,953.04	.00
TOTAL	C/P P-T TOLL PROJECTS	10,673,953.04	.00	.00	.00	10,673,953.04	.00

04/21/20  
 ACCOUNTING PERIOD: 7/20  
 SELECTION CRITERIA: ALL

MONTGOMERY COUNTY, TEXAS  
 DEPT/DIV EXPENDITURE SUMMARY

PAGE 45

FUND - 40016 - C/P SHERIFF PROJECTS

ACCOUNT	TITLE	BUDGET	PERIOD EXPENDITURES	ENCUMBRANCES OUTSTANDING	YEAR TO DATE ENC + EXP	AVAILABLE BALANCE	YTD/ BUD
5126	C/P SHERIFF SUBSTATION	357,500.00	42,000.00	273,500.00	357,500.00	.00	1.00
TOTAL	JAIL	357,500.00	42,000.00	273,500.00	357,500.00	.00	1.00
61360001	DIST 4 SUBSTATION	2,400,000.00	.00	.00	.00	2,400,000.00	.00
TOTAL	CAPITAL PROJ-DIST4 SUBSTA	2,400,000.00	.00	.00	.00	2,400,000.00	.00
TOTAL	CAPITAL PROJECTS	2,757,500.00	42,000.00	273,500.00	357,500.00	2,400,000.00	.13
4	CAPITAL PROJECTS FUNDS	1,500,000.00	.00	.00	.00	1,500,000.00	.00
TOTAL	CAPITAL PROJECTS FUNDS	1,500,000.00	.00	.00	.00	1,500,000.00	.00
TOTAL	CAPITAL PROJECTS FUNDS	1,500,000.00	.00	.00	.00	1,500,000.00	.00
TOTAL	C/P SHERIFF PROJECTS	4,257,500.00	42,000.00	273,500.00	357,500.00	3,900,000.00	.08

04/21/20  
ACCOUNTING PERIOD: 7/20

MONTGOMERY COUNTY, TEXAS  
DEPT/DIV EXPENDITURE SUMMARY

PAGE 46

SELECTION CRITERIA: ALL

FUND - 40017 - LOCAL CAPITAL PROJECTS

ACCOUNT	TITLE	BUDGET	PERIOD EXPENDITURES	ENCUMBRANCES OUTSTANDING	YEAR TO DATE ENC + EXP	AVAILABLE BALANCE	YTD/ BUD
4066002	EM - RENOVATIONS	2,244.00	.00	.00	.00	2,244.00	.00
TOTAL	CAPITAL PROJ-EMERG MGMT	2,244.00	.00	.00	.00	2,244.00	.00
40912	402 W PHILLIPS PURCHASE	10,000.00	.00	.00	.00	10,000.00	.00
TOTAL	NON-DEPARTMENTAL	10,000.00	.00	.00	.00	10,000.00	.00
4096001	NONDEPT - CO WIDE FACILIT	4,643.07	.00	2,143.07	2,143.07	2,500.00	.46
4096002	NONDEPT-EAST CO CRTS ANX	2,150,000.00	2,088,140.13	.00	2,098,140.13	51,859.87	.98
TOTAL	CAPITAL PROJ-CO WIDE FAC	2,154,643.07	2,088,140.13	2,143.07	2,100,283.20	54,359.87	.97
46560001	REFLECTIVE TINT (CT HSE)	14,224.00	.00	.00	.00	14,224.00	.00
46560002	BULLETPROOF GLASS/REINFOR	159,111.00	.00	.00	.00	159,111.00	.00
TOTAL	CAPITAL PROJ-COURT OPER	173,335.00	.00	.00	.00	173,335.00	.00
4996001	TAX OFFICE CIP	198,709.03	.00	.00	.00	198,709.03	.00
TOTAL	CAPITAL PROJ-TAX OFFICE	198,709.03	.00	.00	.00	198,709.03	.00
50360001	ICAC EVIDENCE STORAGE	1,435.44	.00	.00	.00	1,435.44	.00
50360002	COMPELLANT STORAGE-LOCAL	438,046.72	.00	.00	437,247.74	798.98	1.00
50360003	IT SECURITY ACCESS SYSTEM	408,085.06	5,253.24	5,407.00	120,710.75	287,374.31	.30
50360004	IT SECURITY PROJ 2	85,673.88	486.41	.00	86,165.88	-492.00	1.01
50360005	ENTERPRISE RESOURCE PLAN	4,311,978.77	82,037.36	125,906.46	610,820.79	3,701,157.98	.14
50360006	COUNTY WIDE PHONE PROJECT	348,439.00	.00	.00	.00	348,439.00	.00
50360007	MOTOROLA/SPILLMAN UPDATE	2,220,789.28	.00	2,026,442.88	2,026,442.88	194,346.40	.91
50360008	NETWK CLOSET ACCESS-CJIS	400,000.00	2,000.00	3,187.80	40,141.54	359,858.46	.10
50360009	TRAFFIC OPS LAND PURCH-IT	1,500,000.00	19,641.83	23,083.96	1,375,104.37	124,895.63	.92
TOTAL	CAPITAL PROJ-IT	9,714,448.15	109,418.84	2,184,028.10	4,696,633.95	5,017,814.20	.48
51083	DISTRICT 2 SHERIFF BLDG	1,573,828.97	.00	.00	.00	1,573,828.97	.00
51084	SPRING CREEK REMODEL PCT3	5,373.12	.00	.00	.00	5,373.12	.00
51089	EXTENSION OFFICE PARKING	228,748.63	.00	245,374.50	206,826.45	21,922.18	.90
TOTAL	BLDG MAINT/CONSTRUCTION	1,807,950.72	.00	245,374.50	206,826.45	1,601,124.27	.11
51060011	COUNTY WIDE ROOF MGMT	1,635,595.37	.00	.00	133,580.28	1,502,015.09	.08
51060017	FIRE ALARM UPGRADES	26,723.00	.00	.00	.00	26,723.00	.00
51060018	ELEVATOR UPGRADE-ALWORTH	42,736.00	.00	21,270.00	42,736.00	.00	1.00
56060001	RADIO TOWER	4,532,577.15	778,749.11	422,557.06	3,612,883.57	919,693.58	.80
TOTAL	CAPITAL PROJ-BLDG MAINT	6,237,631.52	778,749.11	443,827.06	3,789,199.85	2,448,431.67	.61
51216001	A/C UNIT JAIL	80,000.00	21,003.07	52,595.27	73,598.34	6,401.66	.92
TOTAL	JAIL CAPITAL PROJECTS	80,000.00	21,003.07	52,595.27	73,598.34	6,401.66	.92
5136001	LONE STAR FLOOR/PARTITION	50,000.00	.00	.00	50,000.00	.00	1.00
TOTAL	CIVIC CENTER CAPITAL IMPR	50,000.00	.00	.00	50,000.00	.00	1.00
51360002	CONVENTION CTR-RECARPET	89,645.00	.00	.00	87,856.80	1,788.20	.98
TOTAL	CAPITAL PROJ-CIVIC CENTER	89,645.00	.00	.00	87,856.80	1,788.20	.98
6136001	DISTRICT 4 SUBSTATION	1,131,523.00	19,005.78	307,775.02	1,131,523.00	.00	1.00

04/21/20

ACCOUNTING PERIOD: 7/20

MONTGOMERY COUNTY, TEXAS  
DEPT/DIV EXPENDITURE SUMMARY

PAGE 47

SELECTION CRITERIA: ALL

FUND - 40017 - LOCAL CAPITAL PROJECTS

ACCOUNT	TITLE	BUDGET	PERIOD EXPENDITURES	ENCUMBRANCES OUTSTANDING	YEAR TO DATE ENC + EXP	AVAILABLE BALANCE	YTD/ BUD
TOTAL	CAPITAL PROJ-DIST4 SUBSTA	1,131,523.00	19,005.78	307,775.02	1,131,523.00	.00	1.00
62916001	AIRPORT TAXIWAY REPAIR	330,000.00	.00	.00	.00	330,000.00	.00
TOTAL	CAPITAL PROJECTS-AIRPORT	330,000.00	.00	.00	.00	330,000.00	.00
63060001	FORENSICS CENTER	6,420,285.00	124,755.34	1,016,276.17	1,190,900.00	5,229,385.00	.19
TOTAL	CAPITAL PROJ-FORENSICS	6,420,285.00	124,755.34	1,016,276.17	1,190,900.00	5,229,385.00	.19
TOTAL	CAPITAL PROJECTS	28,400,414.49	3,141,072.27	4,252,019.19	13,326,821.59	15,073,592.90	.47
4	CAPITAL PROJECTS FUNDS	93,510.74	.00	.00	.00	93,510.74	.00
TOTAL	CAPITAL PROJECTS FUNDS	93,510.74	.00	.00	.00	93,510.74	.00
TOTAL	CAPITAL PROJECTS FUNDS	93,510.74	.00	.00	.00	93,510.74	.00
TOTAL	LOCAL CAPITAL PROJECTS	28,493,925.23	3,141,072.27	4,252,019.19	13,326,821.59	15,167,103.64	.47

04/21/20  
 ACCOUNTING PERIOD: 7/20  
 SELECTION CRITERIA: ALL

MONTGOMERY COUNTY, TEXAS  
 DEPT/DIV EXPENDITURE SUMMARY

PAGE 48

FUND - 40018 - C/P ROAD BONDS 2016, \$60M

ACCOUNT	TITLE	BUDGET	PERIOD EXPENDITURES	ENCUMBRANCES OUTSTANDING	YEAR TO DATE ENC + EXP	AVAILABLE BALANCE	YTD/ BUD
6124014	COMMISSIONER PCT 1	769,914.36	4,000.00	177,265.19	198,745.00	571,169.36	.26
TOTAL	COMMISSIONER PCT 1	769,914.36	4,000.00	177,265.19	198,745.00	571,169.36	.26
6134014	COMMISSIONER PCT 2	784,873.88	6,600.00	15,468.42	88,742.04	696,131.84	.11
TOTAL	COMMISSIONER PCT 2	784,873.88	6,600.00	15,468.42	88,742.04	696,131.84	.11
6144014	COMMISSIONER PCT 3	695,144.83	21,520.16	219,357.69	695,144.83	.00	1.00
TOTAL	COMMISSIONER PCT 3	695,144.83	21,520.16	219,357.69	695,144.83	.00	1.00
6154014	COMMISSIONER PCT 4	3,210,005.25	5,335.00	2,723,033.79	2,881,745.78	328,259.47	.90
TOTAL	COMMISSIONER PCT 4	3,210,005.25	5,335.00	2,723,033.79	2,881,745.78	328,259.47	.90
TOTAL	CAPITAL PROJECTS	5,459,938.32	37,455.16	3,135,125.09	3,864,377.65	1,595,560.67	.71
TOTAL	C/P ROAD BONDS 2016, \$60M	5,459,938.32	37,455.16	3,135,125.09	3,864,377.65	1,595,560.67	.71

04/21/20  
 ACCOUNTING PERIOD: 7/20  
 SELECTION CRITERIA: ALL

MONTGOMERY COUNTY, TEXAS  
 DEPT/DIV EXPENDITURE SUMMARY

PAGE 49

FUND - 40019 - C/P ROAD BONDS 2016A

ACCOUNT	TITLE	BUDGET	PERIOD EXPENDITURES	ENCUMBRANCES OUTSTANDING	YEAR TO DATE ENC + EXP	AVAILABLE BALANCE	YTD/ BUD
6124015	COMMISSIONER PCT1	305,492.65	.00	53,680.19	150,027.51	155,465.14	.49
TOTAL	COMMISSIONER PCT1	305,492.65	.00	53,680.19	150,027.51	155,465.14	.49
6134015	COMMISSIONER PCT 2	1,747,093.31	.00	67,097.00	147,518.42	1,599,574.89	.08
TOTAL	COMMISSIONER PCT 2	1,747,093.31	.00	67,097.00	147,518.42	1,599,574.89	.08
6144015	COMMISSIONER PCT 3	10,460,992.19	897,537.49	3,403,211.55	10,460,424.88	567.31	1.00
TOTAL	COMMISSIONER PCT 3	10,460,992.19	897,537.49	3,403,211.55	10,460,424.88	567.31	1.00
6154015	COMMISSIONER PCT 4	5,328,404.23	60,791.02	4,069,787.51	5,668,696.95	-340,292.72	1.06
TOTAL	COMMISSIONER PCT 4	5,328,404.23	60,791.02	4,069,787.51	5,668,696.95	-340,292.72	1.06
TOTAL	CAPITAL PROJECTS	17,841,982.38	958,328.51	7,593,776.25	16,426,667.76	1,415,314.62	.92
TOTAL	C/P ROAD BONDS 2016A	17,841,982.38	958,328.51	7,593,776.25	16,426,667.76	1,415,314.62	.92

04/21/20  
 ACCOUNTING PERIOD: 7/20  
 SELECTION CRITERIA: ALL

MONTGOMERY COUNTY, TEXAS  
 DEPT/DIV EXPENDITURE SUMMARY

PAGE 50

FUND - 40020 - C/P ROAD BONDS 2018

ACCOUNT	TITLE	BUDGET	PERIOD EXPENDITURES	ENCUMBRANCES OUTSTANDING	YEAR TO DATE ENC + EXP	AVAILABLE BALANCE	YTD/ BUD
6124016	COMMISSIONER PCT1	5,127,888.77	874,969.35	3,516,528.13	5,030,967.00	96,921.77	.98
TOTAL	COMMISSIONER PCT1	5,127,888.77	874,969.35	3,516,528.13	5,030,967.00	96,921.77	.98
6134016	COMMISSIONER PCT 2	4,073,989.69	166,062.39	2,494,368.71	2,684,429.25	1,389,560.44	.66
TOTAL	COMMISSIONER PCT 2	4,073,989.69	166,062.39	2,494,368.71	2,684,429.25	1,389,560.44	.66
6144016	COMMISSIONER PCT3	13,029,975.19	376,817.42	6,016,678.53	5,922,757.21	7,107,217.98	.45
TOTAL	COMMISSIONER PCT3	13,029,975.19	376,817.42	6,016,678.53	5,922,757.21	7,107,217.98	.45
6154016	COMMISSIONER PCT4	5,082,132.33	-575.00	77,533.17	463,426.73	4,618,705.60	.09
TOTAL	COMMISSIONER PCT4	5,082,132.33	-575.00	77,533.17	463,426.73	4,618,705.60	.09
TOTAL	CAPITAL PROJECTS	27,313,985.98	1,417,274.16	12,105,108.54	14,101,580.19	13,212,405.79	.52
TOTAL	C/P ROAD BONDS 2018	27,313,985.98	1,417,274.16	12,105,108.54	14,101,580.19	13,212,405.79	.52

04/21/20

ACCOUNTING PERIOD: 7/20

MONTGOMERY COUNTY, TEXAS  
DEPT/DIV EXPENDITURE SUMMARY

PAGE 51

SELECTION CRITERIA: ALL

FUND - 40021 - C/P ROAD BONDS 2018B

ACCOUNT	TITLE	BUDGET	PERIOD EXPENDITURES	ENCUMBRANCES OUTSTANDING	YEAR TO DATE ENC + EXP	AVAILABLE BALANCE	YTD/ BUD
6124017	COMMISSIONER PCT 1	13,967,848.71	230,186.20	4,130,687.55	6,869,399.53	7,098,449.18	.49
TOTAL	COMMISSIONER PCT 1	13,967,848.71	230,186.20	4,130,687.55	6,869,399.53	7,098,449.18	.49
6134017	COMMISSIONER PCT 2	20,928,982.32	845,268.09	11,278,714.10	16,400,020.44	4,528,961.88	.78
TOTAL	COMMISSIONER PCT 2	20,928,982.32	845,268.09	11,278,714.10	16,400,020.44	4,528,961.88	.78
6144017	COMMISSIONER PCT 3	3,600,000.00	.00	.00	.00	3,600,000.00	.00
TOTAL	COMMISSIONER PCT 3	3,600,000.00	.00	.00	.00	3,600,000.00	.00
6154017	COMMISSIONER PCT 4	42,972,086.00	.00	20,935.50	20,935.50	42,951,150.50	.00
TOTAL	COMMISSIONER PCT 4	42,972,086.00	.00	20,935.50	20,935.50	42,951,150.50	.00
TOTAL	CAPITAL PROJECTS	81,468,917.03	1,075,454.29	15,430,337.15	23,290,355.47	58,178,561.56	.29
TOTAL	C/P ROAD BONDS 2018B	81,468,917.03	1,075,454.29	15,430,337.15	23,290,355.47	58,178,561.56	.29

04/21/20  
ACCOUNTING PERIOD: 7/20

MONTGOMERY COUNTY, TEXAS  
DEPT/DIV EXPENDITURE SUMMARY

PAGE 52

SELECTION CRITERIA: ALL

FUND - 500 - TOLL ROAD AUTHORITY

ACCOUNT	TITLE	BUDGET	PERIOD EXPENDITURES	ENCUMBRANCES OUTSTANDING	YEAR TO DATE ENC + EXP	AVAILABLE BALANCE	YTD/ BUD
5	ENTERPRISE FUND	2,462,470.00	.00	.00	.00	2,462,470.00	.00
TOTAL	ENTERPRISE FUND	2,462,470.00	.00	.00	.00	2,462,470.00	.00
TOTAL	ENTERPRISE FUND	2,462,470.00	.00	.00	.00	2,462,470.00	.00
50002	249 TOLL PROJECT	32,297,958.03	4,593,934.60	6,000,782.29	26,155,590.14	6,142,367.89	.81
500020	WETLANDS MITIGATION	87,300.00	.00	.00	.00	87,300.00	.00
TOTAL	249 TOLL PROJECT	32,385,258.03	4,593,934.60	6,000,782.29	26,155,590.14	6,229,667.89	.81
500021	SH 249 OPERATIONS	2,809,780.00	.00	.00	46,716.28	2,763,063.72	.02
TOTAL	SH 249 OPERATIONS	2,809,780.00	.00	.00	46,716.28	2,763,063.72	.02
50003	242 TOLL PROJECT	64,522.34	21,682.04	.00	66,497.83	-1,975.49	1.03
TOTAL	242 TOLL PROJECT	64,522.34	21,682.04	.00	66,497.83	-1,975.49	1.03
TOTAL	PUBLIC TRANSPORTATION	35,259,560.37	4,615,616.64	6,000,782.29	26,268,804.25	8,990,756.12	.75
TOTAL	TOLL ROAD AUTHORITY	37,722,030.37	4,615,616.64	6,000,782.29	26,268,804.25	11,453,226.12	.70

04/21/20

ACCOUNTING PERIOD: 7/20

MONTGOMERY COUNTY, TEXAS  
DEPT/DIV EXPENDITURE SUMMARY

PAGE 53

SELECTION CRITERIA: ALL

FUND - 501 - MCTRA DEBT SERVICE FUND

ACCOUNT	TITLE	BUDGET	PERIOD EXPENDITURES	ENCUMBRANCES OUTSTANDING	YEAR TO DATE ENC + EXP	AVAILABLE BALANCE	YTD/ BUD
50101	SR LIEN REV BONDS 2018	2,462,470.00	.00	.00	.00	2,462,470.00	.00
TOTAL	SR LIEN REV BONDS 2018	2,462,470.00	.00	.00	.00	2,462,470.00	.00
TOTAL	DEBT SERVICE FUNDS	2,462,470.00	.00	.00	.00	2,462,470.00	.00
TOTAL	MCTRA DEBT SERVICE FUND	2,462,470.00	.00	.00	.00	2,462,470.00	.00

04/21/20  
ACCOUNTING PERIOD: 7/20  
SELECTION CRITERIA: ALL

MONTGOMERY COUNTY, TEXAS  
DEPT/DIV EXPENDITURE SUMMARY

PAGE 54

FUND - 670 - SELF INSURANCE MEDICAL FD

ACCOUNT	TITLE	BUDGET	PERIOD EXPENDITURES	ENCUMBRANCES OUTSTANDING	YEAR TO DATE ENC + EXP	AVAILABLE BALANCE	YTD/ BUD
4023	EMPLOYEE HEALTH	.00	2,248,960.53	.00	20,000,074.02	-20,000,074.02	.00
4024	RETIREE HEALTH	.00	288,917.53	.00	2,364,689.81	-2,364,689.81	.00
4025	OPTIONAL BENEFITS	.00	.00	.00	1,096,257.33	-1,096,257.33	.00
4028	COBRA COVERAGE	.00	817.03	.00	14,128.45	-14,128.45	.00
4029	EMPLOYEE LIFE	.00	.00	.00	87,988.32	-87,988.32	.00
TOTAL	RISK MANAGEMENT	.00	2,538,695.09	.00	23,563,137.93	-23,563,137.93	.00
TOTAL	GENERAL ADMINISTRATION	.00	2,538,695.09	.00	23,563,137.93	-23,563,137.93	.00
TOTAL	SELF INSURANCE MEDICAL FD	.00	2,538,695.09	.00	23,563,137.93	-23,563,137.93	.00

04/21/20

ACCOUNTING PERIOD: 7/20

MONTGOMERY COUNTY, TEXAS  
DEPT/DIV EXPENDITURE SUMMARY

PAGE 55

SELECTION CRITERIA: ALL

FUND - 671 - SELF INSURANCE W/C FUND

ACCOUNT	TITLE	BUDGET	PERIOD EXPENDITURES	ENCUMBRANCES OUTSTANDING	YEAR TO DATE ENC + EXP	AVAILABLE BALANCE	YTD/ BUD
40210	RISK MGT-WORKERS COMP	.00	7,280.00	.00	508,759.33	-508,759.33	.00
TOTAL	RISK MANAGEMENT	.00	7,280.00	.00	508,759.33	-508,759.33	.00
TOTAL	GENERAL ADMINISTRATION	.00	7,280.00	.00	508,759.33	-508,759.33	.00
TOTAL	SELF INSURANCE W/C FUND	.00	7,280.00	.00	508,759.33	-508,759.33	.00

04/21/20  
ACCOUNTING PERIOD: 7/20  
SELECTION CRITERIA: ALL

MONTGOMERY COUNTY, TEXAS  
DEPT/DIV EXPENDITURE SUMMARY

PAGE 56

FUND - 672 - SELF INS ACIDENT AND LIAB

ACCOUNT	TITLE	BUDGET	PERIOD EXPENDITURES	ENCUMBRANCES OUTSTANDING	YEAR TO DATE ENC + EXP	AVAILABLE BALANCE	YTD/ BUD
40220	RISK MGT-PROP/CASLTY/LIAB	.00	112,035.00	162,755.83	1,090,527.58	-1,090,527.58	.00
TOTAL	RISK MANAGEMENT	.00	112,035.00	162,755.83	1,090,527.58	-1,090,527.58	.00
TOTAL	GENERAL ADMINISTRATION	.00	112,035.00	162,755.83	1,090,527.58	-1,090,527.58	.00
TOTAL	SELF INS ACIDENT AND LIAB	.00	112,035.00	162,755.83	1,090,527.58	-1,090,527.58	.00

04/21/20

ACCOUNTING PERIOD: 7/20

MONTGOMERY COUNTY, TEXAS  
DEPT/DIV EXPENDITURE SUMMARY

PAGE 57

SELECTION CRITERIA: ALL

FUND - 673 - WELLNESS CLINIC

ACCOUNT	TITLE	BUDGET	PERIOD EXPENDITURES	ENCUMBRANCES OUTSTANDING	YEAR TO DATE ENC + EXP	AVAILABLE BALANCE	YTD/ BUD
4026	WELLNESS CLINIC	.00	108,309.69	.00	810,146.32	-810,146.32	.00
TOTAL	RISK MANAGEMENT	.00	108,309.69	.00	810,146.32	-810,146.32	.00
TOTAL	GENERAL ADMINISTRATION	.00	108,309.69	.00	810,146.32	-810,146.32	.00
TOTAL	WELLNESS CLINIC	.00	108,309.69	.00	810,146.32	-810,146.32	.00
TOTAL REPORT		640,774,983.71	30,497,621.17	63,716,308.41	330,384,168.36	310,390,815.35	.52

Reconciliation of Cash and Investment Balances  
County General Ledger to Statement of Balances  
For the 7 Months Ended April 30, 2020

	<u>Cash</u>	<u>Investment</u>
General Ledger Balance	382,115,409	220,101,121
Additions		
Accounts Classified as Investments for Treasurer but Cash for County		9,300,548
Investments called to maturity and not disbursed		(5,243,642)
Agency Accounts controlled by Treasurer	6,436,801	
Posting adjustments for Regions trust account for MCTRA		14,830
Interfund Paybacks for Special Revenue Funds	22,990	
Subtractions:		
Accounts not handled by Treasurer		
SIT Escrow	(584,359)	
County Attorney Discretionary	(136,671)	
District Attorney State	(7,474)	
Accounts Classified as Investments for Treasurer but Cash for County	(9,300,548)	
Deposits in Transit credit cards	(1,690)	
Cash on Hand (various funds)	(34,180)	
Attorney Administration Fund	(10,157)	
Sheriff Forfeitures Fund	(2,473,276)	
Sheriff Commissary Fund	(1,128,029)	
Elections Service Contract Fund	(902,961)	
	<u>373,995,855</u>	<u>224,172,857</u>
Statement of Balances	373,995,855	224,172,857
Variance	-	-

*Any variance exists due to rounding of amounts*