# MONTGOMERY COUNTY, TEXAS

## Monthly Report to Commissioners Court and District Judges

**For the 6 Months Ended**
**March 31, 2021**

This page left blank intentionally.

# MONTGOMERY COUNTY, TEXAS

# MONTHLY REPORT TO COMMISSIONERS COURT AND DISTRICT JUDGES

**Prepared by**

**THE MONTGOMERY COUNTY AUDITOR'S OFFICE**
**Rakesh Pandey, CPA**
**County Auditor**

*Information is presented based on ledger balances and entries posted through April 9, 2021 for the month ended March 31, 2021. This is unaudited information.*

This page left blank intentionally.

**MONTGOMERY COUNTY, TEXAS**
**Monthly Report to Commissioners Court and District Judges**
**As of March 31, 2021**

## TABLE OF CONTENTS


| | Page |
|---|---|
| County Auditor's Letter of Transmittal | 1 |
| Report of Cash Balances | 2 |
| Summary of Changes in Fund Balance, All Funds | 3 |
| Schedule of Expenditures - All Departments - Budget and Year-to-Date Actual | 4-7 |
| Schedule of Bond Indebtedness | 8 |
| Other Information of Interest | 9 |

This page left blank intentionally.

# Montgomery County, Texas
## Office of the County Auditor
**501 North Thompson, Suite 205, Conroe, Texas 77301**
**P. O. Box 539, Conroe, Texas 77305**

**Rakesh Pandey, CPA**
**County Auditor**

**Angela H. Blocker**
**1st Assistant County Auditor**


April 27, 2021

The Board of District Judges
The Commissioners' Court
Montgomery County, Texas

Honorable Judges and Commissioners:

The required Monthly Report of Montgomery County, Texas is submitted herewith for the period from March 1, 2021 through March 31, 2021. This report was prepared by the County Auditor in compliance with Chapter 114 Section 025 of the Local Government Code.

This Monthly Report presents several segments: **Report of Cash Balances, Summary of Changes in Fund Balance, Schedule of Expenditures, Schedule of Indebtedness**, and **Other Information**. Included in the Report of Cash Balance are a listing of account balances held by the County. The Summary of Changes in Fund Balance report the aggregate fund balance in each County fund. The Budget Status section is comprised of a Schedule of Expenditures for all departments showing the adjusted budget, the current month's actual activity, the activity for the year to date, current encumbrances and the remainder in the budget. The Schedule of Indebtedness includes a list of County's outstanding bonded debt and capital leases.

This report is designed to provide a general overview of Montgomery County's finances for the District Judges and Commissioners' Court as prescribed in Chapter 114 Section 025 of the Local Government Code. However, the reader should note that the report does not include those disclosures associated with, and usually made a part of, audited financial statements. Questions concerning any of the information provided in this report or requests for additional financial information should be addressed to the Montgomery County Auditor, P.O. Box 539, Conroe, Texas 77305-0539.

Respectfully submitted,

Rakesh Pandey
Montgomery County Auditor

RP/mo



**Tele: (936) 539-7820•••Fax (936) 788-8390•••Email: Rakesh.Pandey@mctx.org**

**MONTGOMERY COUNTY, TEXAS**
**Report of Cash & Investment Balances - County's Depository**
**For the 6 Months Ended March 31, 2021**

| | Balance |
|---|---|
| Cash - County | 386,014,805 |
| Cash - Montgomery County Toll Road Authority | 1,248,068 |
| **Total Cash Balance** | **$ 387,262,873** |

| | Balance |
|---|---|
| Investments - County | 152,674,492 |
| Investments - Montgomery County Toll Road Authority | 22,421,599 |
| **Total Investments** | **$ 175,096,091** |

**MONTGOMERY COUNTY, TEXAS**
**Summary of Changes in Fund Balance - All Funds**
**For the 6 Months Ended March 31, 2021**

| Fund | Fund Description | Fund Balance, 3/1/2021 | Revenues/Other Financing Sources | Expenditures/Other Financing Uses | Fund Balance, 3/31/2021 |
|---|---|---|---|---|---|
| | ENTITY 1 | | | | |
| 100 | General Fund | $ 296,097,896 | $ 1,139,628 | $ 10,760,199 | $ 286,477,325 |
| 200 | Road & Bridge | 38,244,889 | 3,818,780 | 1,191,892 | 40,871,777 |
| 201 | Worthless Check | (7,187) | - | - | (7,187) |
| 202 | Forfeitures | 1,752,404 | - | 11,181 | 1,741,223 |
| 203 | Jail Commissary | 1,457,808 | - | 134,459 | 1,323,349 |
| 204 | Law Library | 530,885 | 1,109 | 12,209 | 519,785 |
| 205 | Pre-Trial Diversion | 48,818 | 1,500 | - | 50,318 |
| 206 | County Clerk Records Mgt and Pres | 2,920,098 | - | 257,594 | 2,662,504 |
| 207 | County Records Management | (184,324) | - | 63 | (184,387) |
| 208 | District Clerk Records Mgt & Pres | 152,382 | | 227 | 152,155 |
| 209 | Distict Clerk Records Preservation | 178,132 | - | - | 178,132 |
| 210 | County & District Courts Digital Pres | 480,093 | - | - | 480,093 |
| 211 | County & District Court Technology | 34,583 | - | 1,084 | 33,499 |
| 212 | Court Guardianship | 118,792 | - | 3,263 | 115,529 |
| 213 | Court Reporter Service | 407,714 | - | 1,757 | 405,957 |
| 214 | Courthouse Security County/Dist | 109,213 | - | 15,262 | 93,951 |
| 215 | Courthouse Security JP | 284,701 | 2,481 | - | 287,182 |
| 216 | Justice Court Technology | 700,174 | 2,105 | 2,586 | 699,693 |
| 217 | Juvenile Case Manager | (87,516) | 352 | - | (87,164) |
| 218 | CC Vital Records Preservation | 51,029 | - | - | 51,029 |
| 219 | Contract Election Service | (1,263,387) | - | 670 | (1,264,057) |
| 220 | Grants | 37,592,523 | 433,074 | 3,065,401 | 34,960,196 |
| 221 | HAVA | 304,972 | - | - | 304,972 |
| 222 | Joe Corely Pass-Thru | - | - | - | - |
| 300 | Debt Service | 22,412,385 | 483 | - | 22,412,868 |
| 400 | Local Capital Projects | 2,059,051 | - | 297,792 | 1,761,259 |
| 401 | C/P Revenue Toll Bonds 10 | 5,388,904 | - | - | 5,388,904 |
| 402 | C/P Certificates of Obligation 2012 | 482,194 | - | - | 482,194 |
| 403 | C/P Pass Thru Toll Projects | 28,124,617 | 578 | - | 28,125,195 |
| 404 | C/P Road Bonds 2016 | 666,567 | 5 | - | 666,572 |
| 405 | C/P Road Bonds 2016A | 4,422,612 | 549 | 70,415 | 4,352,746 |
| 406 | C/P Road Bonds 2018 | 17,197,432 | 4,868 | 243,840 | 16,958,460 |
| 407 | C/P Road Bonds 2018B | 66,254,799 | 16,506 | 83,421 | 66,187,884 |
| 408 | C/P Sheriff Projects | 16,621,275 | - | 462,745 | 16,158,530 |
| 421 | Road Bond Pass-Through | (850,857) | - | - | (850,857) |
| 500 | Self Insurance | (1,692,726) | 4,198,301 | 3,319,529 | (813,954) |
| 501 | Workers Compensation | 4,629,027 | 500,000 | 111,859 | 5,017,168 |
| 502 | Property/Casualty | (3,388,763) | 1,013,433 | 124,105 | (2,499,435) |
| | ENTITY 2 | | | | |
| 100 | General Fund | (30,715,268) | 713 | 2,900,000 | (33,614,555) |
| 101 | 249 Operations | 28,294,848 | - | 61,894 | 28,232,954 |
| 300 | Debt Service | 8,634,438 | - | - | 8,634,438 |
| | Total - All Funds | $ 548,465,227 | $ 11,134,465 | $ 23,133,447 | $ 536,466,245 |

**MONTGOMERY COUNTY, TEXAS**
**Schedule of Expenditures - All Departments**
**Budget and Year-to-Date Actual for the 6 Months Ended March 31, 2021**



| | Adjusted Budget | Current Month Actual | Year-to-Date Actual | Encumbrances | Unexpended Budget |
|---|---|---|---|---|---|
| **100 GENERAL FUND** | | | | | |
| **10 General Government** | | | | | |
| 2000 County Judge | 625,543 | 13,519 | 204,162 | 545 | 420,836 |
| 2100 Human Resources | 633,347 | 3,924 | 224,259 | 136 | 408,952 |
| 2101 Civil Service | 4,500 | 250 | 250 | - | 4,250 |
| 2200 Risk Management | 953,836 | 17,433 | 332,585 | - | 621,251 |
| 2300 County Clerk | 2,568,212 | 2,017 | 894,944 | 871 | 1,672,397 |
| 250* Elections Administrator | 1,477,894 | 12,796 | 939,878 | 3,621 | 534,395 |
| 2600 Information Technology | 11,082,922 | 276,930 | 4,432,289 | 395,447 | 6,255,186 |
| 3000 Building Custodial Services | 3,419,338 | 35,168 | 1,185,858 | 16,480 | 2,217,000 |
| 3100 Building Maintenance | 7,004,408 | 710,543 | 3,650,220 | 307,636 | 3,046,552 |
| 3210 Non-Departmental | 13,140,341 | 5,951,448 | 6,822,373 | 185,857 | 6,132,111 |
| 3211 Contingency | 372,985 | - | - | - | 372,985 |
| 4001 Permits | 522,019 | 273 | 187,047 | 817 | 334,155 |
| Total General Government | 41,805,345 | 7,024,301 | 18,873,865 | 911,410 | 22,020,070 |
| **20 Financial Administration** | | | | | |
| 2302 Court Collections | 493,204 | 4,323 | 163,851 | - | 329,353 |
| 3210 Non-Departmental | 2,278,064 | 1,149 | 51,366 | - | 2,226,698 |
| 3300 Purchasing Agent | 1,180,667 | 909 | 415,605 | 2,655 | 762,407 |
| 3400 County Auditor | 2,334,758 | 2,256 | 794,713 | 506 | 1,539,539 |
| 3500 Budget Office | 334,853 | 16 | 116,880 | 220 | 217,753 |
| 3600 County Treasurer | 753,211 | 399 | 263,249 | 6,171 | 483,791 |
| 370* Tax Assessor/Collector | 4,894,469 | 14,924 | 1,614,016 | 2,871 | 3,277,582 |
| Total Financial Administration | 12,269,226 | 23,976 | 3,419,680 | 12,423 | 8,837,123 |
| **30 Health and Human Services** | | | | | |
| 2400 Veterans Service | 328,509 | 4 | 116,640 | 284 | 211,585 |
| 3210 Non-Departmental | 221,525 | 218,273 | 750,028 | - | (528,503) |
| 3200 Other | 1,181,398 | 607 | 50,607 | - | 1,130,791 |
| 3250 Child Welfare | 98,487 | 5,478 | 21,131 | 1,346 | 76,010 |
| 4000 Environmental Health | 2,032,622 | 5,653 | 706,431 | 1,711 | 1,324,480 |
| 4100 Animal Services | 5,142,481 | 78,824 | 1,650,702 | 306,589 | 3,185,190 |
| 4200 Forensic Services | 2,200,981 | 63,690 | 805,200 | 4,613 | 1,391,168 |
| 4300 MCCD County | 907 | - | 2 | 20 | 885 |
| 4600 Extension Agents | 753,325 | 3,859 | 256,353 | 190 | 496,782 |
| Total Health and Human Services | 11,960,235 | 376,388 | 4,357,094 | 314,753 | 7,288,388 |
| **40 Culture and Recreation** | | | | | |
| 3200 Other | 5,000 | - | 150,000 | - | (145,000) |
| 3240 Historical Commission | 30,000 | - | 6,250 | 20,135 | 3,615 |
| 4400 Convention Center | 983,907 | 18,969 | 303,523 | 10,872 | 669,512 |
| 4401 Fairgrounds/EXPO Center | 15,000 | - | - | - | 15,000 |
| 4500 Memorial Library | 10,164,530 | 177,506 | 3,382,230 | 203,011 | 6,579,289 |
| **Total Culture and Recreation** | 11,198,437 | 196,475 | 3,842,003 | 234,018 | 7,122,416 |

**MONTGOMERY COUNTY, TEXAS**
**Schedule of Expenditures - All Departments**
**Budget and Year-to-Date Actual for the 6 Months Ended March 31, 2021**



| | Adjusted Budget | Current Month Actual | Year-to-Date Actual | Encumbrances | Unexpended Budget |
|---|---|---|---|---|---|
| **50 Law Enforcement & Corrections** | | | | | |
| 3230 Department of Public Safety | 123,762 | - | 44,489 | - | 79,273 |
| 5200 Office of Homeland Security | 952,756 | 76,642 | 496,193 | 100,637 | 355,926 |
| 530* Fire Marshal | 1,990,007 | 20,074 | 688,924 | 35,382 | 1,265,701 |
| 5100 District Attorney | 12,254,029 | 31,589 | 4,273,049 | 3,697 | 7,977,283 |
| 540* Juvenile Probation | 5,701,042 | 6,585 | 1,942,050 | 3,879 | 3,755,113 |
| 550* Adult Probation | 21,126 | 453 | 1,585,707 | 2 | (1,564,583) |
| 5600 Commissions | 340,657 | 12,215 | 47,257 | 1,485 | 291,915 |
| 6* Sheriff | 66,141,287 | 1,110,571 | 24,040,413 | 2,370,601 | 39,730,273 |
| 6601 Jail | 25,638,255 | 1,145,352 | 10,529,668 | 45,831 | 15,062,756 |
| 7100 Constable Precinct 1 | 4,956,600 | 75,987 | 1,900,058 | 26,901 | 3,029,641 |
| 7200 Constable Precinct 2 | 2,224,938 | 11,505 | 746,860 | 159,220 | 1,318,858 |
| 7300 Constable Precinct 3 | 6,272,146 | 101,964 | 2,225,842 | 56,822 | 3,989,482 |
| 7400 Constable Precinct 4 | 4,751,533 | 36,655 | 1,645,517 | 140,149 | 2,965,867 |
| 7500 Constable Precinct 5 | 4,196,884 | 27,243 | 1,586,824 | 48,436 | 2,561,624 |
| **Total Law Enforcement & Corrections** | 135,565,022 | 2,656,835 | 51,752,851 | 2,993,042 | 80,819,129 |
| **60 Legal and Judicial** | | | | | |
| 2700 District Clerk | 3,760,682 | 2,727 | 1,311,348 | 29 | 2,449,334 |
| 280* County Attorney | 3,537,526 | (19,373) | 1,251,170 | 6,169 | 2,286,356 |
| 3220 Alternate Dispute Resolution | 150,000 | 16,015 | 60,825 | - | 89,175 |
| 8100 Court Operations | 620,445 | 22,461 | 266,852 | 9,750 | 353,593 |
| 8101 Indigent Defense - Criminal | 7,117,047 | 251,962 | 2,199,406 | 1,674,168 | 4,917,641 |
| 8102 Indigent Defense - Civil | 1,525,722 | 63,097 | 619,743 | - | 905,979 |
| 8103 Office of Court Administration | 1,171,474 | 1,504 | 418,890 | 25 | 752,584 |
| 8210 County Court at Law 1 | 537,364 | 121 | 200,131 | - | 337,233 |
| 8220 County Court at Law 2 | 923,600 | 1,124 | 319,340 | 410 | 604,260 |
| 8230 County Court at Law 3 | 850,602 | 18 | 309,274 | 76 | 541,328 |
| 8240 County Court at Law 4 | 547,283 | - | 200,961 | - | 346,322 |
| 8250 County Court at Law 5 | 506,717 | 538 | 185,233 | - | 321,484 |
| 8310 9th District Court | 340,118 | - | 123,968 | - | 216,150 |
| 8320 221st District Court | 350,667 | 119 | 129,088 | 76 | 221,579 |
| 8330 284th District Court | 745,078 | 435 | 200,541 | 225 | 544,537 |
| 8340 359th District Court | 409,740 | 960 | 143,212 | (2) | 266,528 |
| 8350 410th District Court | 628,164 | 745 | 233,200 | 40 | 394,964 |
| 8360 418th District Court | 641,356 | 28 | 236,455 | 440 | 404,901 |
| 8370 435th District Court | 358,194 | 38 | 125,452 | - | 232,742 |
| 8380 457th District Court | 519,135 | (308) | 192,715 | 137 | 326,420 |
| 8401 Drug Court | 687,627 | 13,416 | 150,925 | 11,796 | 536,702 |
| 8402 DWI Drug Court | 334,577 | 14,701 | 109,602 | 11,345 | 224,975 |

**MONTGOMERY COUNTY, TEXAS**
**Schedule of Expenditures - All Departments**
**Budget and Year-to-Date Actual for the 6 Months Ended March 31, 2021**



| | Adjusted Budget | Current Month Actual | Year-to-Date Actual | Encumbrances | Unexpended Budget |
|---|---|---|---|---|---|
| **60 Legal and Judicial, (cont'd.)** | | | | | |
| 8403 Mental Health Court Service | 357,998 | 1,415 | 108,734 | 1,862 | 249,264 |
| 8510 Justice of the Peace Precinct 1 | 910,233 | 1,781 | 305,942 | 251 | 604,291 |
| 8520 Justice of the Peace Precinct 2 | 600,971 | 8,159 | 223,322 | 1,855 | 377,649 |
| 8530 Justice of the Peace Precinct 3 | 1,357,624 | 263 | 450,948 | 36 | 906,676 |
| 8540 Justice of the Peace Precinct 4 | 1,021,457 | 11,052 | 356,818 | - | 664,639 |
| 8550 Justice of the Peace Precinct 5 | 593,529 | 737 | 224,579 | 242 | 368,950 |
| **Total Legal and Judicial** | **31,104,930** | **393,735** | **10,658,674** | **1,718,930** | **20,446,256** |
| **70 Transportation** | | | | | |
| 5000 Airport | 1,107,081 | 88,487 | 430,390 | 2,074 | 674,617 |
| **Total Transportation** | **1,107,081** | **88,487** | **430,390** | **2,074** | **674,617** |
| **TOTAL GENERAL FUND** | **245,010,276** | **10,760,197** | **93,334,557** | **6,186,650** | **147,207,999** |
| **SPECIAL REVENUE FUNDS** | | | | | |
| 200 Road and Bridge Fund | 56,478,901 | 1,191,892 | 13,832,469 | 6,677,453 | 35,968,979 |
| 201 Worthless Checks Fund | 33,511 | - | 11,803 | - | 21,708 |
| 202 Forfeitures Fund | 1,249,146 | 11,181 | 677,702 | 13,316 | 558,128 |
| 203 Sheriff Commissary Fund | 1,890,600 | 134,459 | 881,359 | 398,948 | 610,293 |
| 204 Law Library Fund | 317,116 | 12,209 | 105,332 | 4,552 | 207,232 |
| 205 Pre-Trial Diversion Fund | 41,174 | - | 8,293 | - | 32,881 |
| 206 Records Management and Preservation | 2,759,940 | 257,594 | 2,583,750 | 1,255,194 | (1,079,004) |
| 207 Records Management County Fund | 772,594 | 63 | 227,783 | - | 544,811 |
| 208 Records Management District Clerk Fund | 80,119 | 227 | 1,337 | - | 78,782 |
| 209 District Clerk Records Preservation Fund | 63,367 | - | 2,308 | 50,000 | 11,059 |
| 211 Court Technology County and District Fund | 28,076 | 1,084 | 4,786 | 1,926 | 21,364 |
| 212 Court Guardianship Fund | 40,000 | 3,263 | 37,027 | - | 2,973 |
| 213 Court Reporter Service Fund | 320,755 | 1,757 | 17,720 | - | 303,035 |
| 214 Courthouse Security Fund | 387,357 | 15,262 | 117,386 | 4,871 | 265,100 |
| 216 Justice Court Technology Fund | 346,932 | 2,586 | 66,381 | 180,503 | 100,048 |
| 217 Juvenile Case Manager Fund | 377,645 | - | 112,791 | - | 264,854 |
| 218 Vital Records Preservation Fund | 17,100 | - | 391 | - | 16,709 |
| 219 Contract Elections Fund | 8,387 | 670 | 1,092,374 | (244) | (1,083,743) |
| 220 Grants Fund | 39,189,060 | 3,065,401 | 50,329,950 | 3,462,714 | (14,603,604) |
| 221 HAVA Grant Fund | 42,608 | - | 187,727 | - | (145,119) |
| 222 Joe Corley Pass Through Fund | - | - | 11,265,596 | - | (11,265,596) |
| **TOTAL SPECIAL REVENUE FUNDS** | 104,444,388 | 4,697,648 | 81,564,265 | 12,049,233 | 10,830,890 |

**MONTGOMERY COUNTY, TEXAS**
**Schedule of Expenditures - All Departments**
**Budget and Year-to-Date Actual for the 6 Months Ended March 31, 2021**



| | Adjusted Budget | Current Month Actual | Year-to-Date Actual | Encumbrances | Unexpended Budget |
|---|---|---|---|---|---|
| **DEBT SERVICE FUND** | | | | | |
| Debt Service Fund | 41,509,557 | - | 30,008,039 | - | 11,501,518 |
| **TOTAL DEBT SERVICE FUND** | 41,509,557 | - | 30,008,039 | - | 11,501,518 |
| **INTERNAL SERVICE FUNDS** | | | | | |
| 500 Self-Insurance Medical | - | 3,319,529 | 20,330,661 | - | (20,330,661) |
| 501 Self-Insurance Workers Compensation | - | 111,859 | 458,626 | - | (458,626) |
| 503 Self-Insurance Accident and Liability | - | 124,105 | 767,703 | - | (767,703) |
| **TOTAL INTERNAL SERVICE FUNDS** | **-** | **3,555,493** | **21,556,990** | **-** | **(21,556,990)** |
| **ENTERPRISE FUNDS** | | | | | |
| Montgomery County Toll Road Authority | 5,721,387 | 2,961,894 | 3,480,385 | 115,357 | 2,125,645 |
| **TOTAL ENTERPRISE FUNDS** | 5,721,387 | 2,961,894 | 3,480,385 | 115,357 | 2,125,645 |
| **TOTAL ALL FUNDS** | **396,685,608** | **21,975,232** | **229,944,236** | **18,351,240** | **150,109,062** |

**MONTGOMERY COUNTY, TEXAS**
**Schedule of Indebtedness**
**As of March 31, 2021**

| | Interest Rate (%) | Issue Date | Maturity Date | Balances Outstanding |
|---|---|---|---|---|
| **GENERAL OBLIGATION BONDS:** | | | | |
| Refunding Bonds, Series 2012 | 2.00-5.00 | 2012 | 2026 | 1,730,750 |
| Refunding Bonds, Series 2014A | 5.00 | 2014 | 2025 | 53,310,000 |
| Refunding Bonds, Series 2016 | 4.25-5.25 | 2016 | 2032 | 58,925,000 |
| Road Bonds, Series 2016 | 4.25-5.25 | 2016 | 2041 | 51,265,000 |
| Refunding Bonds, Series 2016A | 3.00-5.00 | 2016 | 2030 | 39,505,000 |
| Road Bonds, Series 2016A | 4.00-5.00 | 2016 | 2042 | 69,165,000 |
| Road Bonds, Series 2018 | 4.00-5.00 | 2018 | 2043 | 42,290,000 |
| Road Bonds, Series 2018B | 3.50-5.00 | 2018 | 2040 | 87,930,000 |
| Refunding Bonds, Series 2018 | 4.00 | 2018 | 2030 | 26,965,000 |
| Refunding Bonds, Series 2020 | 4.00-5.00 | 2021 | 2032 | 23,235,000 |
| **TOTAL GENERAL OBLIGATION BONDS PAYABLE** | | | | 454,320,750 |
| **CERTIFICATES OF OBLIGATION:** | | | | |
| Series 2010 | 3.00-5.40 | 2010 | 2039 | 23,395,000 |
| Series 2012A | 2.00-5.00 | 2012 | 2023 | 10,690,000 |
| **TOTAL CERTIFICATES OF OBLIGATION** | | | | 34,085,000 |
| **TOTAL BONDED DEBT** | | | | **488,405,750** |
| **OTHER INDEBTEDNESS:** | | | | |
| **CAPITAL LEASES** | | | | **12,444,148** |
| **MONTGOMERY COUNTY TOLL ROAD AUTHORITY:** | | | | |
| Senior Lien Toll Revenue Bonds, Series 2018 | 5.00 | 2018 | 2048 | 87,680,000 |
| | | | | 87,680,000 |
| **TOTAL DEBT FOR MONTGOMERY COUNTY TOLL ROAD AUTHORITY** | | | | **87,680,000** |
| **TOTAL INDEBTEDNESS** | | | | **$ 588,529,898** |

Reconciliation of Cash and Investment Balances
County General Ledger to Statement of Balances
For the Month Ended March 31, 2021

| | Cash | Investment |
|---|---|---|
| General Ledger Balance | 387,262,873 | 175,096,091 |
| Additions: | | |
| Accounts Classified as Investments | | |
| for Treasurer but Cash for County | | 29,303,350 |
| Amounts journalized in following month - County | 5,246,831 | 9,714,622 |
| Custodial Accounts controlled by Treasurer | 4,042,841 | |
| | | |
| Subtractions: | | |
| Accounts Classified as Investments | | |
| for Treasurer but Cash for County | (29,303,350) | |
| Accounts not handled by Treasurer | | |
| SIT Escrow | (407,404) | |
| County Attorney Discretionary | (159,429) | |
| District Attorney State | (9,937) | |
| Worthless Check Fund | (75) | |
| Forfeitures Fund | (1,895,562) | |
| Jail Commissary | (1,983,809) | |
| Contract Election Fund | (720,590) | |
| Cash on Hand (various funds) | (34,480) | - |
| Interfund Clearing closed in following month | (12,729,833) | |
| Pass Through Toll | (17,447,300) | |
| Amounts journalized in following month - County | (10,000,000) | - |
| Amounts journalized in following month - MCTRA | | (1,842,513) |
| | 321,860,776 | 212,271,550 |
| | | |
| Statement of Balances | 321,860,777 | 212,271,550 |
| | | |
| Variance | (1) | - |

*Any variance exists due to rounding of amounts*

**MONTGOMERY COUNTY, TEXAS**
**Other Information of Interest**
**As of March 31, 2021**


| | APPENDIX |
|---|---|
| COUNTY AUDITOR STAFFING CHANGES | A |
| ENTERPRISE RESOURCE PLANNING SOFTWARE - STATUS UPDATE | B |
| REPORTS COMPLYING WITH LOCAL GOVERNMENT CODE 114.023 | C |
| REPORTS COMPLYING WITH LOCAL GOVERNMENT CODE 114.024 | D |
| FY 2020 COMPREHENSIVE ANNUAL FINANCIAL REPORT | E |
| FY 2020 MCTRA ANNUAL FINANCIAL REPORT | F |
| COMPLETED AUDITS | G |

RECEIVED
HUMAN RESOURCES
2021 MAR -5 AM 10:40
MONTGOMERY COUNTY, TX.

# PAYROLL CHANGE REQUEST FORM

SIGNED ORIGINAL MUST BE RECEIVED BY THE COUNTY BUDGET OFFICER BY 8:00 A.M. ON THE MONDAY ONE WEEK PRIOR TO THE MONDAY OF COMMISSIONERS COURT

Court Packet # 25

**SECTION A: TO BE COMPLETED BY THE REQUESTING DEPARTMENT. Fill out all areas in Section A**

| | | | |
|---|---|---|---|
| EMPLOYEE NAME: | Dana Murphy | EMPLOYEE NO: | 014842 |
| REQUESTOR (PRINT NAME): | Rakesh Pandey | EFFECTIVE DATE: | 03.09.21 |
| AUTHORIZED SIGNATURE: | | TCOLE DATE: | |

| | FROM | TO |
|---|---|---|
| DEPARTMENT (ORG) # - GHR POSITION # | | 3400-2433 |
| DEPARTMENT NAME | | County Auditor |
| POSITION | | AP Ast-Audit |
| EMPLOYEE STATUS<br>Full Time: 30 or more hours weekly<br>Part Time: 29 hours or less weekly<br>Temp: duration of hire not to exceed 1 year<br>Seasonal: duration of hire is a maximum of 6 months | ☐ FULL TIME ☐ PART TIME<br>☐ REGULAR ☐ TEMP ☐ SEASONAL | ☒ FULL TIME ☐ PART TIME<br>☒ REGULAR ☐ TEMP ☐ SEASONAL |
| BASE PAY: | ____ ☐HOURLY ☐BI-WEEKLY | 17.49 ☒HOURLY ☐BI-WEEKLY |
| SALARY SUPPLEMENT: | ____ ☐HOURLY ☐BI-WEEKLY | ____ ☐HOURLY ☐BI-WEEKLY |
| TOTAL BASE PAY: | ____ ☐HOURLY ☐BI-WEEKLY | ____ ☒HOURLY ☐BI-WEEKLY |
| BI-WEEKLY: LONGEVITY | | |
| BI-WEEKLY: CERTIFICATION | | |
| BI-WEEKLY: STIPEND | | |
| TOTAL PAY: | $0.00 | ~~$0.00~~ 17.49 |
| BI-WEEKLY: CELL PHONE ALLOWANCE | | |

☒ REPLACEMENT FOR Carla Foley OR ☐ NEW POSITION

| REASON FOR CHANGE(S): | | |
|---|---|---|
| ☒ HIRED | ☐ RETIRED | ☐ UNPAID LEAVE OF ABSENCE |
| ☐ RE-HIRED | ☐ DISABILITY RETIREMENT | ☐ RETURN FROM UNPAID LEAVE OF ABSENCE |
| ☐ PROMOTED | ☐ DECEASED | ☐ UNPAID FMLA/DISABILITY LEAVE |
| ☐ DEMOTED | ☐ TERM OF OFFICE ENDED | ☐ RETURN FROM UNPAID FMLA/ DISABILITY LEAVE |
| ☐ TRANSFERRED | ☐ STATUS CHANGE | ☐ OTHER ☐ CORRECTION ☐ COMMENTS |
| ☐ RESIGNED | ☐ JOB RE-EVALUATED | |
| ☐ DISCHARGED | ☐ MERIT INCREASE | |
| ☐ JOB ABANDONMENT | ☐ PROBATIONARY PERIOD COMPLETED | |
| ☐ LAID OFF | ☐ BRIDGE TIME | |
| | ☐ STEP INCREASE | |

**SECTION B: TO BE COMPLETED BY THE COUNTY BUDGET OFFICER**

CURRENT FY BUDGETED SALARY 38,168.00 SALARY ANNUALIZED 36,379.20 ANNUAL BUDGETED HOURS 2080

FY _____ BUDGET WILL INCREASE BY _____
SOURCE OF FUNDING:

BUDGET AMENDMENT WILL BE NEEDED IN THE AMOUNT OF _____ REVIEWED BY BUDGET OFFICER sd

FUNDS TRANSFERRED:

APPROVAL BY COMMISSIONER'S COURT REQUIRED: ☐ YES ☑ NO SALARY SUPPLEMENT CODE REQ'D: ☐ YES ☑ NO
THE EFFECTIVE DATE IS ON OR AFTER THE REQUIRED COMMISSIONERS COURT DATE: ☐ YES ☑ NO

**SECTION C: TO BE COMPLETED BY HUMAN RESOURCES**

DATE OF HIRE 03-09-21 JOB GRADE 7 COMPA-RATIO 99 %
MINIMUM 15.68 MIDPOINT 19.60 MAXIMUM 23.51
LOCATOR CODES EE-1, 11, AUD
☑ POSITION NOT COVERED BY CIVIL SERVICE
POSITION COVERED BY CIVIL SERVICE EFFECTIVE _____

HOURS DUE AT SEPARATION
☐ VACATION _____ OR BALANCE
☐ GRANDFATHERED SICK LEAVE _____ OR BALANCE
☐ COMPENSATORY TIME _____ OR BALANCE
☐ HOLIDAY TIME _____ OR BALANCE
☐ NO BENEFITS DUE

DATE APPROVED BY COMMISSIONERS COURT: (if needed) 03-23-21 Consent

CO JUDGE COMM PCT#1 COMM PCT#2 COMM PCT#3 COMM PCT#4

I:\FORMS\PCRF Revised 04112018 DO NOT MODIFY THIS FORM

Print Form

# Project status-Phase 2

| Indicator | Prior Period | Current Period | Next Period | Comments |
|---|---|---|---|---|
| Project Overall Status | Green | Green | Green | . |
| Scope | Green | Green | Green | |
| Budget | Green | Green | Green | |
| Schedule | Green | Green | Green | |
| Resources | Green | Green | Green | |
| Governance | Green | Green | Green | I left some concerns at yellow due to resources and testing. |
| Other Concerns | Green | Green | Green | |

| | |
|---|---|
| Green | Concerns are identified, understood, managed and on track to meet objectives. |
| Yellow | Moderate issues exist, but remedies are in place with a reasonable chance of resolving them. |
| Red | Significant issues exist and immediate attention is required. |

infor Designed for Progress.™

Enterprise Cloud Software, Built for Your Industry

# MONTGOMERY COUNTY, TEXAS

## Monthly Unaudited Financial Report

**For the 4 Months Ended**
**January 31, 2021**

This page left blank intentionally.

# MONTGOMERY COUNTY, TEXAS

# MONTHLY UNAUDITED FINANCIAL REPORT

**Prepared by**

**THE MONTGOMERY COUNTY AUDITOR'S OFFICE**
**Rakesh Pandey, CPA**
**County Auditor**

*Information is presented based on ledger balances and entries posted through February 23, 2021 for the month ended January 31, 2020. This is unaudited information.*

This page left blank intentionally.

**MONTGOMERY COUNTY, TEXAS**
**Unaudited Monthly Financial Report**
**As of January 31, 2021**

## TABLE OF CONTENTS


| | Page |
|---|---|
| County Auditor's Letter of Transmittal | i |
| **FINANCIAL STATEMENTS** | |
| Consolidated Balance Sheet, Governmental Funds and Montgomery County Toll Road Authority Enterprise Fund | 2 |
| Changes in Fund Balance, Governmental Funds and Montgomery County Toll Road Authority Enterprise Fund | 3 |
| Statement of Net Position - Internal Service Funds | 4 |
| Statement of Changes in Net Position - Internal Service Funds | 5 |
| **BUDGET STATUS** | |
| Schedule of Expenditures - All Departments - Budget and Year-to-Date Actual | 8-11 |
| **SCHEDULES** | |
| Schedule of Revenues and Expenses - Montgomery County Toll Road Authority | 13 |
| Transfers In and Out - By Fund | 14 |
| Schedule of Bond Indebtedness | 15 |
| Schedule of Bond Indebtedness - Montgomery County Toll Road Authority | 16 |
| Reconciliation of Cash and Investment Balances | 17 |

This page left blank intentionally.

# Montgomery County, Texas
## Office of the County Auditor
**501 North Thompson, Suite 205, Conroe, Texas 77301**
**P. O. Box 539, Conroe, Texas 77305**

**Rakesh Pandey, CPA**
**County Auditor**

**Angela H. Blocker**
**1st Assistant County Auditor**


March 9, 2021

The Commissioners' Court
Montgomery County, Texas

Honorable Commissioners:

The unaudited and unadjusted Monthly Financial Report of Montgomery County, Texas and the Montgomery County Toll Road Authority is submitted herewith for the period from January 1, 2021 through January 31, 2021. This report was prepared by the County Auditor in compliance with Chapter 114 Section 023 of the Local Government Code.

The Monthly Financial Report is presented in three sections: **Financial Statements**, **Budget Status**, and **Schedules**. Included in the Financial Statements are a Consolidated Balance Sheet and a Statement of Changes in Fund Balance. These statements report on all funds of the County. The Budget Status section is comprised of a Schedule of Expenditures for all departments showing the adjusted budget, the current month's actual activity, the activity for the year to date, current encumbrances and the remainder in the budget. The Schedules section includes a Schedule of Bonded Debt and a Schedule of Transfers to and from each fund.

This report is designed to provide a general overview of Montgomery County's finances for all those with an interest in the County's finances at a specific point during the fiscal year. However, the reader should note that the report does not include those disclosures associated with, and usually made a part of, audited financial statements. Questions concerning any of the information provided in this report or requests for additional financial information should be addressed to the Montgomery County Auditor, P.O. Box 539, Conroe, Texas 77305-0539.

Respectfully submitted,

Rakesh Pandey
Montgomery County Auditor

RP/sle


**Tele: (936) 539-7820•••Fax (936) 788-8390•••Email: Rakesh.Pandey@mctx.org**

This page left blank intentionally.

# FINANCIAL STATEMENTS

(unaudited)

**MONTGOMERY COUNTY, TEXAS**
**Consolidated Balance Sheet**
**Governmental Funds and Montgomery County Toll Road Authority Enterprise Fund**
**For the 4 Months Ended January 31, 2021**

| | Total Governmental Funds | Montgomery County Toll Road Authority | Total |
|---|---|---|---|
| **Assets:** | | | |
| Cash | $ 391,335,350 | $ 4,124,855 | $ 395,460,205 |
| Investments, at Fair Value | 97,638,541 | 20,750,555 | 118,389,096 |
| Receivables: | | | |
| Taxes (net) | 7,623,561 | - | 7,623,561 |
| Accounts (net) | 58,694,876 | 5,242 | 58,700,118 |
| Due From Other Funds | 292,881,855 | 178,111,834 | 470,993,689 |
| Due From Other Entities | 4,670,841 | 1,270 | 4,672,111 |
| Due From Other Governments | 3,780 | - | 3,780 |
| Prepaid Items | 1,042,252 | - | 1,042,252 |
| Capital Assets, net of accumulated depreciation | - | 75,397,870 | 75,397,870 |
| **Total Assets** | 853,891,056 | 278,391,626 | 1,132,282,682 |
| **LIABILITIES AND FUND BALANCES:** | | | |
| Current Liabilities: | | | |
| Accounts Payable | 7,540,959 | - | 7,540,959 |
| Other Payables | 10,217,337 | 182,667 | 10,400,004 |
| Due to Other Funds | 310,358,240 | 222,627,983 | 532,986,223 |
| Due to Other Entities | 1,270 | 35,506,498 | 35,507,768 |
| Unearned Revenue | 73,780,534 | - | 73,780,534 |
| Revenue Bonds Payable | - | 87,680,000 | 87,680,000 |
| Unamortized Premium on Bonds | - | 7,241,886 | 7,241,886 |
| Total liabilities | 401,898,340 | 353,239,034 | 755,137,374 |
| Fund Balances: | | | |
| Net investment in capital assets | - | 75,397,870 | 75,397,870 |
| Reserved | 243,151,282 | - | 243,151,282 |
| Unreserved | 208,841,434 | (150,245,278) | 58,596,156 |
| Total Fund Balances | 451,992,716 | (74,847,408) | 377,145,308 |
| **TOTAL LIABILITIES AND FUND BALANCES** | $ 853,891,056 | $ 278,391,626 | $ 1,132,282,682 |

**MONTGOMERY COUNTY, TEXAS**
**Statement of Changes in Fund Balance**
**Governmental Funds and Montgomery County Toll Road Authority Enterprise Fund**
**For the 4 Months Ended January 31, 2021**

| | General Fund | Special Revenue Funds | Debt Service Funds | Capital Project Funds | Montgomery County Toll Road Authority | Total All Funds |
|---|---|---|---|---|---|---|
| Fund Balance, 1/1/2021 | $ 227,250,344 | $ 56,981,174 | $ 33,009,805 | $ 147,783,052 | $ (74,805,746) | $ 390,218,629 |
| Revenues/Other Financing Sources | $ 734,407 | $ 18,309,222 | $ 180 | $ 2,472 | $ - | $ 19,046,281 |
| Expenditures/Other Financing Uses | $ (19,143,317) | $ (8,189,815) | $ - | $ (4,744,808) | $ (41,662) | $ (32,119,602) |
| Fund Balance, 1/31/2021 | $ 208,841,434 | $ 67,100,581 | $ 33,009,985 | $ 143,040,716 | $ (74,847,408) | $ 377,145,308 |

**MONTGOMERY COUNTY, TEXAS**
**Statement of Net Position**
**Internal Service Funds**
**For the 4 Months Ended January 31, 2021**

| | | Total Internal Service Funds |
|---|---|---|
| **Assets:** | | |
| Cash | $ | 2,218,049 |
| Other Receivables | | |
| Accounts (net) | | 146,205 |
| Due From Other Funds | | 28,508,248 |
| Prepaid Items | | 669,802 |
| Capital Assets (net of accumulated depreciation): | | |
| Buildings | | 737,549 |
| Equipment | | 60,606 |
| Total assets | | 32,340,459 |
| **Liabilities:** | | |
| Current Liabilities: | | |
| Accounts Payable | | |
| Other Payables | | 13,522,935 |
| Due to Other Funds | | 11,876,953 |
| Total liabilities | | 25,399,888 |
| **Net Position:** | | |
| Invested in capital assets | | 798,155 |
| Unreserved | | 6,142,416 |
| **Total Net Position** | $ | 6,940,571 |

**MONTGOMERY COUNTY, TEXAS**
**Statement of Changes in Net Position**
**Internal Service Funds**
**For the 4 Months Ended January 31, 2021**

| | | Total Internal Service Funds |
|---|---|---|
| **Current Operating Revenues:** | | |
| Fees | $ | 2,699,664 |
| Total Operating Revenues | | 2,699,664 |
| **Current Operating Expenses:** | | |
| Services | | 151,278 |
| Total Operating Expenses | | 151,278 |
| Change in net position | | 2,548,386 |
| Total Net Position - January 1, 2021 | | 4,392,185 |
| **Total Net Position - January 31, 2021** | $ | 6,940,571 |

This page left blank intentionally.

# BUDGET STATUS

(unaudited)

**MONTGOMERY COUNTY, TEXAS**
**Schedule of Expenditures - All Departments**
**Budget and Year-to-Date Actual for the 4 Months Ended January 31, 2021**



| | Adjusted Budget | Current Month Actual | Year-to-Date Actual | Encumbrances | Unexpended Budget |
|---|---|---|---|---|---|
| 2000 County Judge | 666,584 | 488,119 | 33,658,793 | 1,465,405 | (34,457,614) |
| 2100 Human Resources | 633,440 | 47,427 | 195,657 | 959 | 436,824 |
| 2101 Civil Service | 4,500 | - | - | - | 4,500 |
| 2200 Risk Management | 953,836 | 93,784 | 281,888 | - | 671,948 |
| 2300 County Clerk | 5,140,402 | 832,753 | 2,681,979 | 1,533,264 | 925,159 |
| 2302 Court Collections | 492,835 | 36,467 | 137,645 | 3,576 | 351,614 |
| 2400 Veterans Service | 328,492 | 25,117 | 104,167 | 24 | 224,301 |
| 250* Elections Administrator | 1,529,219 | 316,083 | 1,683,482 | 7,424 | (161,687) |
| 2600 Information Technology | 11,896,481 | 1,106,313 | 6,088,197 | 559,960 | 5,248,324 |
| 2700 District Clerk | 3,901,682 | 283,561 | 1,166,359 | 49,779 | 2,685,544 |
| 280* County Attorney | 19,398,147 | 1,744,674 | 5,548,244 | 431,590 | 13,418,313 |
| 3000 Building Custodial Services | 3,403,941 | 266,345 | 1,022,229 | 22,929 | 2,358,783 |
| 3100 Building Maintenance | 6,245,408 | 677,939 | 2,430,864 | 263,356 | 3,551,188 |
| 3200 Other | 1,186,398 | 4,020 | 159,041 | - | 1,027,357 |
| 3210 Non-Departmental | 16,374,408 | 412,193 | 1,320,333 | 2,456 | 15,051,619 |
| 3211 Contingency | 331,673 | - | - | - | 331,673 |
| 3220 Alternate Dispute Resolution | 150,000 | 14,180 | 30,124 | - | 119,876 |
| 3230 Department of Public Safety | 123,762 | 9,657 | 39,638 | - | 84,124 |
| 3240 Historical Commission | 30,000 | - | - | - | 30,000 |
| 3250 Child Welfare | 98,450 | 2,268 | 7,598 | 1,175 | 89,677 |
| 3260 Law Library | 317,116 | 30,145 | 80,742 | 5,704 | 230,670 |
| 3300 Purchasing Agent | 1,180,606 | 90,322 | 367,628 | 2,657 | 810,321 |
| 3400 County Auditor | 2,332,446 | 175,981 | 704,767 | 2,167 | 1,625,512 |
| 3500 Budget Office | 334,734 | 25,474 | 104,160 | 61 | 230,513 |
| 3600 County Treasurer | 753,211 | 57,531 | 234,604 | - | 518,607 |
| 370* Tax Assessor/Collector | 5,087,348 | 348,396 | 1,419,774 | 13,811 | 3,653,763 |
| 4000 Environmental Health | 2,032,033 | 161,309 | 622,168 | 319 | 1,409,546 |
| 4001 Permits | 521,189 | 40,615 | 166,998 | - | 354,191 |
| 4100 Animal Services | 5,113,326 | 377,685 | 1,354,186 | 288,567 | 3,470,573 |
| 4200 Forensic Services | 2,198,492 | 191,973 | 622,107 | 20,669 | 1,555,716 |
| 4300 MCCD County | 3,704,620 | 223,678 | 1,351,445 | 752,154 | 1,601,021 |
| 4400 Convention Center | 983,621 | 64,028 | 249,947 | 7,215 | 726,459 |
| 4401 Fairgrounds/EXPO Center | 15,000 | - | - | - | 15,000 |
| 4500 Memorial Library | 10,079,267 | 758,201 | 2,826,693 | 160,266 | 7,092,308 |
| 4600 Extension Agents | 753,325 | 53,801 | 224,900 | 755 | 527,670 |
| 4700 Parks | 2,026,060 | 127,222 | 525,545 | 203,680 | 1,296,835 |
| 4800 Community Centers | 632,283 | 41,362 | 162,214 | 1,664 | 468,405 |
| 4900 Recycle Centers | 1,478,548 | 102,995 | 527,768 | 92,108 | 858,672 |
| 5000 Airport | 1,129,797 | 111,377 | 331,302 | 42,888 | 755,607 |

* Information presented includes CARES Act funding and subject to change.

**MONTGOMERY COUNTY, TEXAS**
**Schedule of Expenditures - All Departments**
**Budget and Year-to-Date Actual for the 4 Months Ended January 31, 2021**



| | Adjusted Budget | Current Month Actual | Year-to-Date Actual | Encumbrances | Unexpended Budget |
|---|---|---|---|---|---|
| 5100 District Attorney | 12,797,779 | 979,454 | 4,151,912 | 5,989 | 8,639,878 |
| 5200 Office of Homeland Security | 3,212,123 | 1,335,215 | 3,942,576 | 3,782,461 | (4,512,914) |
| 530* Fire Marshal | 1,977,869 | 151,261 | 595,918 | 39,999 | 1,341,952 |
| 540* Juvenile Probation | 5,704,837 | 668,978 | 2,440,645 | 22,577 | 3,241,615 |
| 550* Adult Probation | 21,126 | 321,243 | 1,428,978 | 2 | (1,407,854) |
| 5600 Commissions | 285,643 | 13,041 | 29,851 | 3,000 | 252,792 |
| 6* Sheriff | 95,014,221 | 7,872,604 | 29,409,052 | 3,610,351 | 61,994,818 |
| 7100 Constable Precinct 1 | 4,933,304 | 431,090 | 1,617,759 | 25,102 | 3,290,443 |
| 7200 Constable Precinct 2 | 2,218,697 | 165,787 | 656,139 | 110,307 | 1,452,251 |
| 7300 Constable Precinct 3 | 6,236,541 | 496,312 | 1,907,697 | 90,583 | 4,238,261 |
| 7400 Constable Precinct 4 | 4,753,452 | 359,043 | 1,417,854 | 136,660 | 3,198,938 |
| 7500 Constable Precinct 5 | 4,215,483 | 350,472 | 1,432,564 | 53,620 | 2,729,299 |
| 8100 Court Operations | 620,422 | 32,710 | 183,727 | 52,598 | 384,097 |
| 8101 Indigent Defense - Criminal | 7,117,047 | 449,470 | 1,618,794 | 2,023,848 | 3,474,405 |
| 8102 Indigent Defense - Civil | 1,525,722 | 204,476 | 509,101 | 665 | 1,015,956 |
| 8103 Office of Court Administration | 1,170,474 | 91,672 | 371,570 | 298 | 798,606 |
| 8105 Court Guardianship | 40,000 | 8,105 | 31,182 | - | 8,818 |
| 8106 Court Reporter | 314,911 | 1,621 | 14,331 | - | 300,580 |
| 8107 Court Technology County/Distric | 28,000 | 102 | 557 | 2,040 | 25,403 |
| 8210 County Court at Law 1 | 537,214 | 41,451 | 179,056 | 150 | 358,008 |
| 8220 County Court at Law 2 | 923,467 | 69,903 | 281,399 | 849 | 641,219 |
| 8230 County Court at Law 3 | 850,564 | 65,497 | 276,665 | 230 | 573,669 |
| 8240 County Court at Law 4 | 547,376 | 42,752 | 182,314 | - | 365,062 |
| 8250 County Court at Law 5 | 506,035 | 41,224 | 164,207 | 492 | 341,336 |
| 8310 9th District Court | 340,118 | 26,118 | 109,746 | - | 230,372 |
| 8320 221st District Court | 350,667 | 27,107 | 114,493 | - | 236,174 |
| 8330 284th District Court | 745,078 | 50,080 | 201,504 | 309 | 543,265 |
| 8340 359th District Court | 409,740 | 49,389 | 168,037 | 548 | 241,155 |
| 8350 410th District Court | 627,850 | 49,495 | 206,853 | 285 | 420,712 |
| 8360 418th District Court | 638,828 | 50,835 | 207,556 | 2,542 | 428,730 |
| 8370 435th District Court | 358,110 | 24,455 | 105,870 | 84 | 252,156 |
| 8380 457th District Court | 518,001 | 43,955 | 170,898 | 544 | 346,559 |
| 8401 Drug Court | 687,627 | 31,420 | 119,233 | 19 | 568,375 |
| 8402 DWI Drug Court | 329,051 | 22,509 | 78,519 | 317 | 250,215 |

**MONTGOMERY COUNTY, TEXAS**
**Schedule of Expenditures - All Departments**
**Budget and Year-to-Date Actual for the 4 Months Ended January 31, 2021**



| | Adjusted Budget | Current Month Actual | Year-to-Date Actual | Encumbrances | Unexpended Budget |
|---|---|---|---|---|---|
| 8403 Mental Health Court Service | 357,998 | 20,051 | 96,811 | - | 261,187 |
| 8510 Justice of the Peace Precinct 1 | 910,233 | 68,881 | 270,351 | 129 | 639,753 |
| 8520 Justice of the Peace Precinct 2 | 568,904 | 45,280 | 171,057 | 9,886 | 387,961 |
| 8530 Justice of the Peace Precinct 3 | 1,357,624 | 94,821 | 403,260 | 40 | 954,324 |
| 8540 Justice of the Peace Precinct 4 | 1,001,283 | 70,746 | 296,620 | - | 704,663 |
| 8550 Justice of the Peace Precinct 5 | 576,616 | 45,977 | 194,153 | 292 | 382,171 |
| 8591 JP Justice Court Technology | 198,528 | 29,669 | 61,554 | 90,183 | 46,791 |
| 8592 JP Juvenile Case Manager | 377,645 | 24,640 | 100,414 | - | 277,231 |
| 9100 Commissioner Precinct 1 | 7,001,289 | 588,811 | 2,107,681 | 385,137 | 4,508,471 |
| 9200 Commissioner Precinct 2 | 9,481,770 | 2,394,955 | 4,035,369 | 686,351 | 4,760,050 |
| 9300 Commissioner Precinct 3 | 7,457,922 | 90,499 | 1,506,575 | 4,375,502 | 1,575,845 |
| 9400 Commissioner Precinct 4 | 8,082,717 | 1,204,217 | 2,798,626 | 368,389 | 4,915,702 |
| 9500 County Engineer | 1,916,053 | 146,270 | 596,621 | 351 | 1,319,081 |
| 1100 General Fund | 13,035,613 | - | - | - | 13,035,613 |
| 1200 Road & Bridge | 6,903,094 | - | - | - | 6,903,094 |
| 1206 County Clerk Records Management | - | 8,984 | 15,490 | 113 | (15,603) |
| 1211 County & District Court Technology | - | - | 2,836 | - | (2,836) |
| 1400 Local Capital Projects | 6,334,667 | 2,112,442 | 2,355,305 | 1,202,826 | 2,776,536 |
| 1408 Sheriff Capital Projects | 8,776,171 | 189,954 | 606,625 | 9,661,539 | (1,491,993) |
| 1903 Capital Road Projects | - | 2,755,885 * | 9,837,590 | 30,009,915 | (39,847,505) |
| 3290 Debt Service | 41,509,557 | 3,010 | 280,192 | - | 41,229,365 |
| **TOTAL EXPENDITURES - GOVERNMENTAL FUNDS** | **389,967,741** | **33,886,317** | **148,496,873** | **62,693,704** | **178,777,164** |

**MONTGOMERY COUNTY, TEXAS**
**Schedule of Expenditures - All Departments**
**Budget and Year-to-Date Actual for the 4 Months Ended January 31, 2021**



| | Adjusted Budget | Current Month Actual | Year-to-Date Actual | Encumbrances | Unexpended Budget |
|---|---|---|---|---|---|
| **INTERNAL SERVICE FUNDS** | | | | | |
| 2201 Self Insurance | - | 118,953 | 8,781,175 | 457,465 | (9,238,640) |
| 2202 Property/Casualty | - | 32,325 | 312,763 | 240,257 | (553,020) |
| 2203 Workers Compensation | - | - | 305,642 | - | (305,642) |
| **TOTAL GENERAL ADM** | - | 151,278 | 9,399,580 | 697,722 | (10,097,302) |
| **TOTAL INTERNAL SERVICE FUNDS** | **-** | **151,278** | **9,399,580** | **697,722** | **(10,097,302)** |
| **ENTERPRISE FUNDS** | | | | | |
| Montgomery County Toll Road Authority | 5,721,387 | 41,662 | 229,571 | 217,017 | 5,274,799 |
| **TOTAL ENTERPRISE FUNDS** | 5,721,387 | 41,662 | 229,571 | 217,017 | 5,274,799 |

This page left blank intentionally.

# SCHEDULES

(unaudited)

**MONTGOMERY COUNTY, TEXAS**
**Schedule of Revenues and Expenses - Montgomery County Toll Road Authority**
**Budget and Year-to-Date Actual for the 4 Months Ended January 31, 2021**

| | Adjusted Budget | Current Month Actual | Year-to-Date Actual | Encumbrances | Unexpended Budget |
|---|---|---|---|---|---|
| **Revenue:** | | | | | |
| 1101 249 Operations | - | - | - | - | - |
| 1300 Debt Service | - | - | - | - | - |
| 5701 249 Construction | - | | | - | - |
| 5702 249 Operations | 6,630,000 | 758,236 | 2,493,834 | - | 4,136,166 |
| 5703 242 Operations | - | 1,585 | 4,307 | - | (4,307) |
| 1300 Debt Service | - | - | - | - | - |
| 5705 Debt Service | - | - | - | - | - |
| **Total Revenue** | 6,630,000 | 759,821 | 2,498,141 | - | 4,131,859 |
| | | | | | |
| **Expenses:** | | | | | |
| 1100 MCTRA General | - | - | - | - | - |
| 1101 249 Operations | - | - | - | - | - |
| 5702 249 Operations | 1,306,650 | 21,444 | 190,972 | 1,800 | 1,113,878 |
| 5701 249 Construction | - | 19,415 | 37,149 | - | (37,149) |
| 5703 242 Operations | 30,737 | 803 | 1,450 | - | 29,287 |
| 5705 Debt Service | 4,384,000 | - | - | - | 4,384,000 |
| **Total Expenses** | 5,721,387 | 41,662 | 231,020 | 1,800 | 5,490,016 |

**MONTGOMERY COUNTY, TEXAS**
**Schedule of Transfers In and Out by Fund**
**For the 4 Months Ended January 31, 2021**

| | Transfers In | Transfers Out |
|---|---|---|
| **TOTAL FINANCING USES** | $ - | $ - |

**MONTGOMERY COUNTY, TEXAS**
**Schedule of Bond Indebtedness**
**As of January 31, 2021**

| | Interest Rate (%) | Issue Date | Maturity Date | Balances Outstanding |
|---|---|---|---|---|
| **GENERAL OBLIGATION BONDS:** | | | | |
| Refunding Bonds, Series 2012 | 2.00-5.00 | 2012 | 2026 | 1,770,000 |
| Refunding Bonds, Series 2014A | 5.00 | 2014 | 2025 | 57,865,000 |
| Refunding Bonds, Series 2016 | 4.25-5.25 | 2016 | 2032 | 58,925,000 |
| Road Bonds, Series 2016 | 4.25-5.25 | 2016 | 2041 | 52,405,000 |
| Refunding Bonds, Series 2016A | 3.00-5.00 | 2016 | 2030 | 46,220,000 |
| Road Bonds, Series 2016A | 4.00-5.00 | 2016 | 2042 | 70,660,000 |
| Road Bonds, Series 2018 | 4.00-5.00 | 2018 | 2043 | 43,395,000 |
| Road Bonds, Series 2018B | 3.50-5.00 | 2018 | 2040 | 88,510,000 |
| Refunding Bonds, Series 2018 | 4.00 | 2018 | 2030 | 26,965,000 |
| Refunding Bonds, Series 2020 | 4.00-5.00 | 2021 | 2032 | 23,235,000 |
| **TOTAL GENERAL OBLIGATION BONDS PAYABLE** | | | | 469,950,000 |
| | | | | |
| **CERTIFICATES OF OBLIGATION:** | | | | |
| Series 2010 | 3.00-5.40 | 2010 | 2039 | 23,395,000 |
| Series 2012 | 2.00-4.00 | 2012 | 2032 | 255,000 |
| Series 2012A | 2.00-5.00 | 2012 | 2023 | 11,245,000 |
| **TOTAL CERTIFICATES OF OBLIGATION** | | | | 34,895,000 |
| | | | | |
| **TOTAL BONDED DEBT** | | | | **$ 504,845,000** |

**MONTGOMERY COUNTY TOLL ROAD AUTHORITY**
**Schedule of Bond Indebtedness**
**As of January 31, 2021**

| | Interest Rate (%) | Issue Date | Maturity Date | Balances Outstanding |
|---|---|---|---|---|
| **REVENUE BONDS:** | | | | |
| Senior Lien Toll Revenue Bonds, Series 2018 | 5.00 | 2018 | 2048 | 87,680,000 |
| **TOTAL REVENUE BONDS PAYABLE** | | | | 87,680,000 |
| **TOTAL BONDED DEBT** | | | | **$ 87,680,000** |

Reconciliation of Cash and Investment Balances
County General Ledger to Statement of Balances
For the Month Ended January 31, 2021

| | Cash | Investment |
|---|---|---|
| General Ledger Balance | 395,460,205 | 118,389,096 |
| Additions: | | |
| Accounts Classified as Investments | | |
| for Treasurer but Cash for County | | 29,375,620 |
| Amounts journalized in following month - MCTRA | | 623,498 |
| Amounts journalized in following month - County | 25,688,614 | 9,789,919 |
| Custodial Accounts controlled by Treasurer | 1,642,105 | |
| Interfund Clearing closed in following month | 8,116,389 | |
| Juvenile Case Manager | | |
| County Records Management | | |
| County Clerk Records Management & Preservation | | |
| Pre Trial Diversion | | |
| Subtractions: | | |
| Accounts Classified as Investments | | |
| for Treasurer but Cash for County | (29,375,620) | |
| Accounts not handled by Treasurer | | |
| SIT Escrow | (3,090,744) | |
| County Attorney Discretionary | (199,792) | |
| District Attorney State | (5,963) | |
| Worthless Check Fund | (11,504) | |
| Forfeitures Fund | (2,023,481) | |
| Jail Commissary | (1,829,384) | |
| Contract Election Fund | (728,364) | |
| Cash on Hand (various funds) | (34,480) | |
| Amounts journalized in following month - County | | |
| | 393,607,981 | 158,178,133 |
| Statement of Balances | 393,607,981 | 158,178,133 |
| Variance | - | - |

*Any variance exists due to rounding of amounts*

# MONTGOMERY COUNTY, TEXAS

## Monthly Unaudited Financial Report

**For the 5 Months Ended**
**February 28, 2021**

This page left blank intentionally.

# MONTGOMERY COUNTY, TEXAS

# MONTHLY UNAUDITED FINANCIAL REPORT

**Prepared by**

**THE MONTGOMERY COUNTY AUDITOR'S OFFICE**
**Rakesh Pandey, CPA**
**County Auditor**

*Information is presented based on ledger balances and entries posted through March 16, 2021 for the month ended February 28, 2021. This is unaudited information.*

This page left blank intentionally.

**MONTGOMERY COUNTY, TEXAS**
**Unaudited Monthly Financial Report**
**As of February 28, 2021**

## TABLE OF CONTENTS


| | Page |
|---|---|
| County Auditor's Letter of Transmittal | i |
| **FINANCIAL STATEMENTS** | |
| Consolidated Balance Sheet, Governmental Funds and Montgomery County Toll Road Authority Enterprise Fund | 2 |
| Changes in Fund Balance, Governmental Funds and Montgomery County Toll Road Authority Enterprise Fund | 3 |
| Statement of Net Position - Internal Service Funds | 4 |
| Statement of Changes in Net Position - Internal Service Funds | 5 |
| **BUDGET STATUS** | |
| Schedule of Expenditures - All Departments - Budget and Year-to-Date Actual | 8-11 |
| **SCHEDULES** | |
| Schedule of Revenues and Expenses - Montgomery County Toll Road Authority | 13 |
| Transfers In and Out - By Fund | 14 |
| Schedule of Bond Indebtedness | 15 |
| Schedule of Bond Indebtedness - Montgomery County Toll Road Authority | 16 |
| Reconciliation of Cash and Investment Balances | 17 |

This page left blank intentionally.

# Montgomery County, Texas
## Office of the County Auditor
**501 North Thompson, Suite 205, Conroe, Texas 77301**
**P. O. Box 539, Conroe, Texas 77305**

**Rakesh Pandey, CPA**
**County Auditor**

**Angela H. Blocker**
**1st Assistant County Auditor**


March 23, 2021

The Commissioners' Court
Montgomery County, Texas

Honorable Commissioners:

The unaudited and unadjusted Monthly Financial Report of Montgomery County, Texas and the Montgomery County Toll Road Authority is submitted herewith for the period from February 1, 2021 through February 28, 2021. This report was prepared by the County Auditor in compliance with Chapter 114 Section 023 of the Local Government Code.

The Monthly Financial Report is presented in three sections: **Financial Statements**, **Budget Status**, and **Schedules**. Included in the Financial Statements are a Consolidated Balance Sheet and a Statement of Changes in Fund Balance. These statements report on all funds of the County. The Budget Status section is comprised of a Schedule of Expenditures for all departments showing the adjusted budget, the current month's actual activity, the activity for the year to date, current encumbrances and the remainder in the budget. The Schedules section includes a Schedule of Bonded Debt and a Schedule of Transfers to and from each fund.

This report is designed to provide a general overview of Montgomery County's finances for all those with an interest in the County's finances at a specific point during the fiscal year. However, the reader should note that the report does not include those disclosures associated with, and usually made a part of, audited financial statements. Questions concerning any of the information provided in this report or requests for additional financial information should be addressed to the Montgomery County Auditor, P.O. Box 539, Conroe, Texas 77305-0539.

Respectfully submitted,

Rakesh Pandey
Montgomery County Auditor

RP/sle


**Tele: (936) 539-7820•••Fax (936) 788-8390•••Email: Rakesh.Pandey@mctx.org**

This page left blank intentionally.

# FINANCIAL STATEMENTS

(unaudited)

**MONTGOMERY COUNTY, TEXAS**
**Consolidated Balance Sheet**
**Governmental Funds and Montgomery County Toll Road Authority Enterprise Fund**
**For the 5 Months Ended February 28, 2021**

| | Total Governmental Funds | Montgomery County Toll Road Authority | Total |
|---|---|---|---|
| **Assets:** | | | |
| Cash | $ 401,295,281 | $ 4,080,514 | $ 405,375,795 |
| Investments, at Fair Value | 152,674,492 | 22,488,439 | 175,162,931 |
| Receivables: | | | |
| Taxes (net) | 7,623,561 | - | 7,623,561 |
| Accounts (net) | 60,231,359 | 5,242 | 60,236,601 |
| Due From Other Funds | 344,959,540 | 99,328,059 | 444,287,599 |
| Due From Other Entities | 653,494 | 4,040,141 | 4,693,635 |
| Due From Other Governments | 3,780 | - | 3,780 |
| Prepaid Items | 1,042,252 | - | 1,042,252 |
| Capital Assets, net of accumulated depreciation | - | 75,397,870 | 75,397,870 |
| **Total Assets** | 968,483,759 | 205,340,265 | 1,173,824,024 |
| **LIABILITIES AND FUND BALANCES:** | | | |
| Current Liabilities: | | | |
| Accounts Payable | 4,878,713 | - | 4,878,713 |
| Other Payables | 4,243,196 | 182,667 | 4,425,863 |
| Due to Other Funds | 350,068,852 | 68,492,401 | 418,561,253 |
| Due to Other Entities | - | 35,529,293 | 35,529,293 |
| Unearned Revenue | 93,267,443 | - | 93,267,443 |
| Revenue Bonds Payable | - | 87,680,000 | 87,680,000 |
| Unamortized Premium on Bonds | - | 7,241,886 | 7,241,886 |
| Total liabilities | 452,458,204 | 199,126,247 | 651,584,451 |
| Fund Balances: | | | |
| Net investment in capital assets | - | 75,397,870 | 75,397,870 |
| Reserved | 239,794,798 | - | 239,794,798 |
| Unreserved | 276,230,757 | (69,183,852) | 207,046,905 |
| Total Fund Balances | 516,025,555 | 6,214,018 | 522,239,573 |
| **TOTAL LIABILITIES AND FUND BALANCES** | $ 968,483,759 | $ 205,340,265 | $ 1,173,824,024 |

**MONTGOMERY COUNTY, TEXAS**
**Statement of Changes in Fund Balance**
**Governmental Funds and Montgomery County Toll Road Authority Enterprise Fund**
**For the 5 Months Ended February 28, 2021**

| | General Fund | Special Revenue Funds | Debt Service Funds | Capital Project Funds | Montgomery County Toll Road Authority | Total All Funds |
|---|---|---|---|---|---|---|
| Fund Balance, 2/1/2021 | $ 283,895,063 | $ 80,837,518 | $ 48,127,870 | $ 143,077,993 | $ 5,168,459 | $ 561,106,903 |
| Revenues/Other Financing Sources | $ 2,102,278 | $ 5,450,025 | $ 6,377 | $ 27,048 | $ 1,200,389 | $ 8,786,117 |
| Expenditures/Other Financing Uses | $ (9,766,584) | $ (5,280,438) | $ (29,727,847) | $ (2,723,748) | $ (154,830) | $ (47,653,447) |
| Fund Balance, 2/28/2021 | $ 276,230,757 | $ 81,007,105 | $ 18,406,400 | $ 140,381,293 | $ 6,214,018 | $ 522,239,573 |

**MONTGOMERY COUNTY, TEXAS**
**Statement of Net Position**
**Internal Service Funds**
**For the 5 Months Ended February 28, 2021**

| | | Total Internal Service Funds |
|---|---|---|
| **Assets:** | | |
| Cash | $ | 2,218,049 |
| Other Receivables | | |
| Accounts (net) | | 146,205 |
| Due From Other Funds | | 28,816,141 |
| Prepaid Items | | 669,802 |
| Capital Assets (net of accumulated depreciation): | | |
| Buildings | | 737,549 |
| Equipment | | 60,606 |
| Total assets | | 32,648,352 |
| **Liabilities:** | | |
| Current Liabilities: | | |
| Accounts Payable | | |
| Other Payables | | 9,668,226 |
| Due to Other Funds | | 23,441,803 |
| Total liabilities | | 33,110,029 |
| **Net Position:** | | |
| Invested in capital assets | | 798,155 |
| Unreserved | | (1,259,832) |
| **Total Net Position** | $ | (461,677) |

**MONTGOMERY COUNTY, TEXAS**
**Statement of Changes in Net Position**
**Internal Service Funds**
**For the 5 Months Ended February 28, 2021**

| | Total Internal Service Funds |
|---|---|
| **Current Operating Revenues:** | |
| Fees | $ 293,414 |
| Total Operating Revenues | 293,414 |
| **Current Operating Expenses:** | |
| Services | 3,504,067 |
| Total Operating Expenses | 3,504,067 |
| Change in net position | (3,210,653) |
| Total Net Position - February 1, 2021 | 2,748,976 |
| **Total Net Position - February 28, 2021** | $ (461,677) |

This page left blank intentionally.

# BUDGET STATUS

(unaudited)

**MONTGOMERY COUNTY, TEXAS**
**Schedule of Expenditures - All Departments**
**Budget and Year-to-Date Actual for the 5 Months Ended February 28, 2021**



| | Adjusted Budget | Current Month Actual | Year-to-Date Actual | Encumbrances | Unexpended Budget |
|---|---|---|---|---|---|
| 2000 County Judge | 669,578 | 24,888 | 32,215,136 | 8,720 | (31,554,278) |
| 2100 Human Resources | 633,347 | 24,678 | 220,335 | 959 | 412,053 |
| 2101 Civil Service | 4,500 | - | - | - | 4,500 |
| 2200 Risk Management | 953,836 | 33,393 | 315,281 | 385 | 638,170 |
| 2300 County Clerk | 5,344,706 | 512,639 | 3,194,619 | 1,283,046 | 867,041 |
| 2302 Court Collections | 493,204 | 21,884 | 159,528 | 3,576 | 330,100 |
| 2400 Veterans Service | 328,509 | 12,469 | 116,636 | 24 | 211,849 |
| 250* Elections Administrator | 1,783,807 | 739,944 | 1,551,176 | 22,559 | 210,072 |
| 2600 Information Technology | 12,572,783 | 543,135 | 6,622,970 | 572,989 | 5,376,824 |
| 2700 District Clerk | 3,904,169 | 146,080 | 1,312,039 | 49,872 | 2,542,258 |
| 280* County Attorney | 19,403,896 | 1,496,807 | 7,009,204 | 416,370 | 11,978,322 |
| 3000 Building Custodial Services | 3,419,338 | 130,153 | 1,148,992 | 33,335 | 2,237,011 |
| 3100 Building Maintenance | 6,997,076 | 509,187 | 2,940,435 | 192,032 | 3,864,609 |
| 3200 Other | 1,186,398 | 50,000 | 209,041 | - | 977,357 |
| 3210 Non-Departmental | 15,724,930 | 136,843 | 1,457,176 | 1,732 | 14,266,022 |
| 3211 Contingency | 408,705 | - | - | - | 408,705 |
| 3220 Alternate Dispute Resolution | 150,000 | 14,687 | 44,810 | - | 105,190 |
| 3230 Department of Public Safety | 123,762 | 4,851 | 44,489 | - | 79,273 |
| 3240 Historical Commission | 30,000 | 6,250 | 6,250 | 18,750 | 5,000 |
| 3250 Child Welfare | 98,487 | 7,995 | 15,593 | 1,312 | 81,582 |
| 3260 Law Library | 275,957 | 12,277 | 93,019 | 2,873 | 180,065 |
| 3300 Purchasing Agent | 1,180,667 | 47,069 | 414,696 | 2,581 | 763,390 |
| 3400 County Auditor | 2,334,758 | 87,690 | 792,457 | 2,167 | 1,540,134 |
| 3500 Budget Office | 334,853 | 12,703 | 116,864 | 243 | 217,746 |
| 3600 County Treasurer | 753,211 | 28,246 | 262,850 | 58 | 490,303 |
| 370* Tax Assessor/Collector | 5,093,363 | 174,818 | 1,594,592 | 13,311 | 3,485,460 |
| 4000 Environmental Health | 2,032,623 | 78,610 | 700,778 | 319 | 1,331,526 |
| 4001 Permits | 522,019 | 19,777 | 186,774 | 852 | 334,393 |
| 4100 Animal Services | 5,142,481 | 220,088 | 1,574,134 | 282,793 | 3,285,554 |
| 4200 Forensic Services | 2,200,981 | 121,119 | 741,339 | 10,205 | 1,449,437 |
| 4300 MCCD County | 3,704,527 | 564,699 | 1,916,144 | 734,866 | 1,053,517 |
| 4400 Convention Center | 983,907 | 34,140 | 284,087 | 7,584 | 692,236 |
| 4401 Fairgrounds/EXPO Center | 15,000 | - | - | - | 15,000 |
| 4500 Memorial Library | 10,164,530 | 376,776 | 3,203,643 | 201,740 | 6,759,147 |
| 4600 Extension Agents | 753,325 | 27,029 | 252,493 | 190 | 500,642 |
| 4700 Parks | 2,032,501 | 60,232 | 585,778 | 230,713 | 1,216,010 |
| 4800 Community Centers | 635,383 | 27,013 | 189,225 | 2,765 | 443,393 |
| 4900 Recycle Centers | 1,517,162 | 88,145 | 493,410 | 98,823 | 924,929 |
| 5000 Airport | 1,157,081 | 27,169 | 358,471 | 43,082 | 755,528 |

* Information presented includes CARES Act funding and subject to change.

**MONTGOMERY COUNTY, TEXAS**
**Schedule of Expenditures - All Departments**
**Budget and Year-to-Date Actual for the 5 Months Ended February 28, 2021**



| | Adjusted Budget | Current Month Actual | Year-to-Date Actual | Encumbrances | Unexpended Budget |
|---|---|---|---|---|---|
| 5100 District Attorney | 12,863,680 | 500,431 | 4,669,049 | 9,861 | 8,184,770 |
| 5200 Office of Homeland Security | 3,526,354 | 410,897 | 4,353,872 | 3,597,167 | (4,424,685) |
| 530* Fire Marshal | 1,990,007 | 71,173 | 668,201 | 38,849 | 1,282,957 |
| 540* Juvenile Probation | 5,819,351 | 276,981 | 2,717,060 | 9,231 | 3,093,060 |
| 550* Adult Probation | 21,126 | 156,275 | 1,585,254 | 2 | (1,564,130) |
| 5600 Commissions | 299,956 | 5,190 | 35,041 | - | 264,915 |
| 6* Sheriff | 96,267,616 | 3,932,671 | 44,618,605 | 3,152,724 | 48,496,287 |
| 7100 Constable Precinct 1 | 4,965,725 | 220,654 | 1,838,849 | 23,607 | 3,103,269 |
| 7200 Constable Precinct 2 | 2,241,816 | 86,468 | 742,607 | 110,399 | 1,388,810 |
| 7300 Constable Precinct 3 | 6,287,422 | 256,564 | 2,164,011 | 107,171 | 4,016,240 |
| 7400 Constable Precinct 4 | 4,775,498 | 183,894 | 1,601,794 | 141,554 | 3,032,150 |
| 7500 Constable Precinct 5 | 4,273,260 | 170,173 | 1,644,328 | 54,105 | 2,574,827 |
| 8100 Court Operations | 671,604 | 21,137 | 204,999 | 91,070 | 375,535 |
| 8101 Indigent Defense - Criminal | 7,117,047 | 328,449 | 1,947,444 | 1,930,450 | 3,239,153 |
| 8102 Indigent Defense - Civil | 1,525,722 | 45,805 | 556,646 | - | 969,076 |
| 8103 Office of Court Administration | 1,171,474 | 45,786 | 417,386 | 104 | 753,984 |
| 8105 Court Guardianship | 40,000 | 2,582 | 33,764 | - | 6,236 |
| 8106 Court Reporter | 320,755 | 1,633 | 15,964 | - | 304,791 |
| 8107 Court Technology County/Distric | 28,076 | 309 | 866 | 1,964 | 25,246 |
| 8210 County Court at Law 1 | 537,364 | 20,954 | 200,010 | 150 | 337,204 |
| 8220 County Court at Law 2 | 923,600 | 36,817 | 318,216 | 373 | 605,011 |
| 8230 County Court at Law 3 | 850,602 | 32,591 | 309,256 | 268 | 541,078 |
| 8240 County Court at Law 4 | 547,376 | 18,647 | 200,961 | - | 346,415 |
| 8250 County Court at Law 5 | 506,717 | 20,487 | 184,695 | 492 | 321,530 |
| 8310 9th District Court | 340,118 | 14,222 | 123,968 | - | 216,150 |
| 8320 221st District Court | 350,667 | 14,476 | 128,969 | - | 221,698 |
| 8330 284th District Court | 745,078 | (1,398) | 200,106 | 12 | 544,960 |
| 8340 359th District Court | 409,740 | 23,683 | 191,720 | 1,828 | 216,192 |
| 8350 410th District Court | 628,164 | 25,603 | 232,456 | 285 | 395,423 |
| 8360 418th District Court | 641,356 | 28,871 | 236,427 | 13 | 404,916 |
| 8370 435th District Court | 358,194 | 19,544 | 125,414 | 84 | 232,696 |
| 8380 457th District Court | 519,135 | 22,001 | 192,899 | 584 | 325,652 |
| 8401 Drug Court | 687,627 | 18,276 | 137,509 | 3,525 | 546,593 |
| 8402 DWI Drug Court | 334,577 | 12,081 | 94,900 | 400 | 239,277 |

**MONTGOMERY COUNTY, TEXAS**
**Schedule of Expenditures - All Departments**
**Budget and Year-to-Date Actual for the 5 Months Ended February 28, 2021**



| | Adjusted Budget | Current Month Actual | Year-to-Date Actual | Encumbrances | Unexpended Budget |
|---|---|---|---|---|---|
| 8403 Mental Health Court Service | 357,998 | 10,507 | 107,319 | - | 250,679 |
| 8510 Justice of the Peace Precinct 1 | 910,233 | 33,810 | 304,161 | 624 | 605,448 |
| 8520 Justice of the Peace Precinct 2 | 569,338 | 44,106 | 215,163 | 9,886 | 344,289 |
| 8530 Justice of the Peace Precinct 3 | 1,357,624 | 47,425 | 450,685 | - | 906,939 |
| 8540 Justice of the Peace Precinct 4 | 1,001,283 | 49,145 | 345,765 | 350 | 655,168 |
| 8550 Justice of the Peace Precinct 5 | 579,825 | 29,689 | 223,842 | 847 | 355,136 |
| 8591 JP Justice Court Technology | 334,682 | 2,242 | 63,796 | 90,721 | 180,165 |
| 8592 JP Juvenile Case Manager | 377,645 | 12,376 | 112,791 | - | 264,854 |
| 9100 Commissioner Precinct 1 | 8,638,883 | 452,861 | 2,560,796 | 522,410 | 5,555,677 |
| 9200 Commissioner Precinct 2 | 23,154,264 | 439,981 | 4,470,378 | 643,551 | 18,040,335 |
| 9300 Commissioner Precinct 3 | 11,860,790 | 151,498 | 1,650,570 | 4,485,343 | 5,724,877 |
| 9400 Commissioner Precinct 4 | 8,241,517 | 294,995 | 3,064,264 | 858,607 | 4,318,646 |
| 9500 County Engineer | 1,916,053 | 73,596 | 670,284 | 459 | 1,245,310 |
| 1100 General Fund | 13,035,613 | - | - | - | 13,035,613 |
| 1200 Road & Bridge | 7,095,950 | - | - | - | 7,095,950 |
| 1206 County Clerk Records Management | 545 | 9,326 | 24,816 | 130 | (24,401) |
| 1211 County & District Court Technology | - | - | 2,836 | - | (2,836) |
| 1400 Local Capital Projects | 6,334,667 | 171,575 | 2,526,880 | 1,089,116 | 2,718,671 |
| 1408 Sheriff Capital Projects | 8,776,171 | 181,863 | 788,488 | 9,661,539 | (1,673,856) |
| 1903 Capital Road Projects | - | 4,251,028 * | 14,080,253 | 29,139,615 | (43,219,868) |
| 3290 Debt Service | 41,509,557 | 29,727,847 | 30,008,039 | - | 11,501,518 |
| **TOTAL EXPENDITURES - GOVERNMENTAL FUNDS** | **413,704,802** | **49,510,664** | **206,708,836** | **60,020,296** | **146,975,670** |

**MONTGOMERY COUNTY, TEXAS**
**Schedule of Expenditures - All Departments**
**Budget and Year-to-Date Actual for the 5 Months Ended February 28, 2021**



| | Adjusted Budget | Current Month Actual | Year-to-Date Actual | Encumbrances | Unexpended Budget |
|---|---|---|---|---|---|
| **INTERNAL SERVICE FUNDS** | | | | | |
| 2201 Self Insurance | - | 3,372,362 | 17,011,001 | - | (17,011,001) |
| 2202 Property/Casualty | - | 90,579 | 643,599 | 71 | (643,670) |
| 2203 Workers Compensation | - | 41,126 | 346,768 | - | (346,768) |
| **TOTAL GENERAL ADM** | - | 3,504,067 | 18,001,368 | 71 | (18,001,439) |
| **TOTAL INTERNAL SERVICE FUNDS** | **-** | **3,504,067** | **18,001,368** | **71** | **(18,001,439)** |
| **ENTERPRISE FUNDS** | | | | | |
| Montgomery County Toll Road Authority | 5,721,387 | 154,830 | 518,491 | 122,962 | 5,079,934 |
| **TOTAL ENTERPRISE FUNDS** | 5,721,387 | 154,830 | 518,491 | 122,962 | 5,079,934 |

This page left blank intentionally.

# SCHEDULES

(unaudited)

**MONTGOMERY COUNTY, TEXAS**
**Schedule of Revenues and Expenses - Montgomery County Toll Road Authority**
**Budget and Year-to-Date Actual for the 4 Months Ended January 31, 2021**

| | Adjusted Budget | Current Month Actual | Year-to-Date Actual | Encumbrances | Unexpended Budget |
|---|---|---|---|---|---|
| **Revenue:** | | | | | |
| 1101 249 Operations | - | - | - | - | - |
| 1300 Debt Service | - | - | - | - | - |
| 5701 249 Construction | - | | | - | - |
| 5702 249 Operations | 6,630,000 | 758,236 | 2,493,834 | - | 4,136,166 |
| 5703 242 Operations | - | 1,585 | 4,307 | - | (4,307) |
| 1300 Debt Service | - | - | - | - | - |
| 5705 Debt Service | - | - | - | - | - |
| **Total Revenue** | 6,630,000 | 759,821 | 2,498,141 | - | 4,131,859 |
| | | | | | |
| **Expenses:** | | | | | |
| 1100 MCTRA General | - | - | - | - | - |
| 1101 249 Operations | - | - | - | - | - |
| 5702 249 Operations | 1,306,650 | 73,383 | 399,093 | 1,800 | 905,757 |
| 5701 249 Construction | - | 4,799 | 41,948 | - | (41,948) |
| 5703 242 Operations | 30,737 | 647 | 1,450 | - | 29,287 |
| 5705 Debt Service | 4,384,000 | - | | - | 4,384,000 |
| **Total Expenses** | 5,721,387 | 78,829 | 442,491 | 1,800 | 5,277,096 |

**MONTGOMERY COUNTY, TEXAS**
**Schedule of Transfers In and Out by Fund**
**For the 4 Months Ended February 28, 2021**

| | Transfers In | Transfers Out |
|---|---|---|
| **TOTAL FINANCING USES** | $ - | $ - |

**MONTGOMERY COUNTY, TEXAS**
**Schedule of Bond Indebtedness**
**As of February 28, 2021**

| | Interest Rate (%) | Issue Date | Maturity Date | Balances Outstanding |
|---|---|---|---|---|
| **GENERAL OBLIGATION BONDS:** | | | | |
| Refunding Bonds, Series 2012 | 2.00-5.00 | 2012 | 2026 | 1,730,750 |
| Refunding Bonds, Series 2014A | 5.00 | 2014 | 2025 | 53,310,000 |
| Refunding Bonds, Series 2016 | 4.25-5.25 | 2016 | 2032 | 58,925,000 |
| Road Bonds, Series 2016 | 4.25-5.25 | 2016 | 2041 | 51,265,000 |
| Refunding Bonds, Series 2016A | 3.00-5.00 | 2016 | 2030 | 39,505,000 |
| Road Bonds, Series 2016A | 4.00-5.00 | 2016 | 2042 | 69,165,000 |
| Road Bonds, Series 2018 | 4.00-5.00 | 2018 | 2043 | 42,290,000 |
| Road Bonds, Series 2018B | 3.50-5.00 | 2018 | 2040 | 87,930,000 |
| Refunding Bonds, Series 2018 | 4.00 | 2018 | 2030 | 26,965,000 |
| Refunding Bonds, Series 2020 | 4.00-5.00 | 2021 | 2032 | 23,235,000 |
| **TOTAL GENERAL OBLIGATION BONDS PAYABLE** | | | | 454,320,750 |
| | | | | |
| **CERTIFICATES OF OBLIGATION:** | | | | |
| Series 2010 | 3.00-5.40 | 2010 | 2039 | 23,395,000 |
| Series 2012A | 2.00-5.00 | 2012 | 2023 | 10,690,000 |
| **TOTAL CERTIFICATES OF OBLIGATION** | | | | 34,085,000 |
| | | | | |
| **TOTAL BONDED DEBT** | | | | **$ 488,405,750** |

**MONTGOMERY COUNTY TOLL ROAD AUTHORITY**
**Schedule of Bond Indebtedness**
**As of February 28, 2021**

| | Interest Rate (%) | Issue Date | Maturity Date | Balances Outstanding |
|---|---|---|---|---|
| **REVENUE BONDS:** | | | | |
| Senior Lien Toll Revenue Bonds, Series 2018 | 5.00 | 2018 | 2048 | 87,680,000 |
| **TOTAL REVENUE BONDS PAYABLE** | | | | 87,680,000 |
| **TOTAL BONDED DEBT** | | | | **$ 87,680,000** |

Reconciliation of Cash and Investment Balances
County General Ledger to Statement of Balances
For the Month Ended February 28, 2021

| | Cash | Investment |
|---|---|---|
| General Ledger Balance | 405,375,795 | 175,162,931 |
| Additions: | | |
| Accounts Classified as Investments for Treasurer but Cash for County | | 29,399,406 |
| Amounts journalized in following month - MCTRA | | |
| Amounts journalized in following month - County | | |
| Custodial Accounts controlled by Treasurer | 5,312,145 | |
| Interfund Clearing closed in following month | | |
| Juvenile Case Manager | | |
| County Records Management | | |
| County Clerk Records Management & Preservation | | |
| Pre Trial Diversion | | |
| Subtractions: | | |
| Accounts Classified as Investments for Treasurer but Cash for County | (29,399,406) | |
| Accounts not handled by Treasurer | | |
| SIT Escrow | (3,423,679) | |
| County Attorney Discretionary | (3,343) | |
| District Attorney State | (199,468) | |
| Worthless Check Fund | (7,663) | |
| Forfeitures Fund | (1,936,330) | |
| Jail Commissary | (1,934,811) | |
| Contract Election Fund | (677,648) | |
| Cash on Hand (various funds) | (34,480) | |
| Amounts journalized in following month - County | (18,827,490) | (389,540) |
| | 354,243,622 | 204,172,797 |
| Statement of Balances | 354,243,621 | 204,172,797 |
| Variance | 1 | - |

*Any variance exists due to rounding of amounts*

# Montgomery County, Texas
## Office of the County Auditor
**501 North Thompson, Suite 205, Conroe, Texas 77301**
**P. O. Box 539, Conroe, Texas 77305**

Rakesh Pandey, CPA
County Auditor

Angela H. Blocker
1st Assistant County Auditor


TO: Commissioners Court

FROM: Rakesh Pandey, County Auditor RP

DATE: March 9, 2021

RE: County Auditor's Report

The following reports "Report of Revenues" and "Report of Expenditures" are provided to the Commissioners Court in compliance with Local Government Code 114.024.

If you have any questions, please do not hesitate to contact me.

RP/mo


**Tele: (936) 539-7820•••Fax (936) 788-8390•••Email: Rakesh.Pandey@mctx.org**

# MONTGOMERY COUNTY, TEXAS

REPORT OF REVENUES

For Fiscal Year Ended September 30, 2020

March 3, 2021

| | Sum of NetTransactionAmount |
|---|---|
| 100 | (248,529,882.58) |
| GENERAL OPERATIONS | (248,529,882.58) |
| 1100 | (211,420,856.09) |
| GENERAL FUND | (211,420,856.09) |
| 400100 | (186,545,713.11) |
| CURRENT TAXES | (186,545,713.11) |
| 400110 | (736,329.10) |
| DELINQUENT TAXES | (736,329.10) |
| 400120 | (1,577,639.94) |
| PENALTY AND INTEREST | (1,577,639.94) |
| 400140 | (768,257.24) |
| OTHER TAXES | (768,257.24) |
| 410100 | (250,658.00) |
| TABC LICENSES | (250,658.00) |
| 410102 | (626,405.00) |
| HEALTH PERMITS | (626,405.00) |
| 420304 | (1,631,130.79) |
| OTHER ALLOCATIONS | (1,631,130.79) |
| 430104 | (14,340.49) |
| COUNTY JUDGE FEES | (14,340.49) |
| 430106 | (278,172.76) |
| SHERIFF FEES | (278,172.76) |
| 430108 | (35,708.57) |
| COUNTY ATTORNEY FEES | (35,708.57) |
| 430110 | (4,548,015.16) |
| COUNTY CLERK FEES | (4,548,015.16) |
| 430118 | (372,219.93) |
| TPW SALES TAX COMMISSION | (372,219.93) |
| 430132 | (1,331,611.72) |
| DISTRICT CLERK FEES | (1,331,611.72) |
| 430134 | (4,288,607.20) |
| JUSTICE OF THE PEACE FEES | (4,288,607.20) |
| 430136 | (15,778.26) |
| TRUANCY PREVENTION AND DIVERSION CCP 102.015 | (15,778.26) |
| 430138 | (295,622.88) |
| CONSTABLE FEES | (295,622.88) |
| 430140 | (59.80) |
| VOTER REGISTRATION FEES | (59.80) |
| 430142 | (265,241.89) |
| CRIMINAL JUSTICE FEES | (265,241.89) |
| 430144 | (10,487.30) |
| CHILD SAFETY | (10,487.30) |
| 430148 | (3,500.00) |
| BAIL BOND ADMINISTRATION FEES | (3,500.00) |
| 430150 | (51,762.61) |
| TRAFFIC SAFETY FEES | (51,762.61) |
| 430152 | (99,789.04) |
| FAILURE TO APPEAR FEES | (99,789.04) |

| | |
|---|---|
| 430156 | (67,582.47) |
| LEOSE-ANNUAL ALLOCATION | (67,582.47) |
| 430158 | (7,525.00) |
| JUDICIAL EDUCATION | (7,525.00) |
| 430160 | (1,138.37) |
| TRIAL FEES | (1,138.37) |
| 430164 | (25,650.73) |
| HB530 DRUG COURT FEE-UNRESTRICTED | (25,650.73) |
| 430166 | (52,677.79) |
| CCP102.0178 DRUG COURT FEE-RESTRICTED | (52,677.79) |
| 430170 | (20,187.74) |
| HAZARDOUS WASTE MANAGEMENT FEE | (20,187.74) |
| 430174 | (458,333.37) |
| DETENTION ADMINISTRATION SERVICES | (458,333.37) |
| 430176 | (875.00) |
| PROBATION FEES | (875.00) |
| 430178 | (430.18) |
| COMMUNITY RESTITUTION FEES | (430.18) |
| 430212 | (52,004.95) |
| JURY FEES | (52,004.95) |
| 430216 | (95,075.00) |
| INMATE TELEPHONE FEE | (95,075.00) |
| 440100 | (1,249,764.31) |
| INTEREST-BANK | (1,249,764.31) |
| 440120 | (1,846,379.87) |
| INVESTMENT EARNINGS | (1,846,379.87) |
| 450100 | (1,807.46) |
| COMMISSIONS | (1,807.46) |
| 450200 | (66,846.20) |
| CONTRACT SERVICE REVENUE | (66,846.20) |
| 450210 | (207,967.92) |
| CONTRACT REIMBURSEMENT-ADMINISTRATION | (207,967.92) |
| 450300 | (100,198.12) |
| CONTRIBUTIONS | (100,198.12) |
| 450318 | (19,377.00) |
| RENTS/LEASES | (19,377.00) |
| 450320 | (465,566.65) |
| MISCELLANEOUS | (465,566.65) |
| 450326 | (1,470.50) |
| TEMPORARY SUSPENSE REVENUE | (1,470.50) |
| 450328 | (191,384.91) |
| SALE OF ASSETS | (191,384.91) |
| 460100 | (397,706.29) |
| COURT FINES | (397,706.29) |
| 470100 | (758,490.94) |
| TRANSFERS IN | (758,490.94) |
| 480130 | (1,665,337.30) |
| CAPITAL LEASE FINANCING | (1,665,337.30) |
| 410116 | (1,750.00) |
| RECYCLE CENTER PERMITS | (1,750.00) |
| 460110 | (19,076.25) |
| ESTRAY PROCEEDS | (19,076.25) |
| 440110 | 100,799.02 |
| FAIR MARKET VALUE | 100,799.02 |
| 2100 | - |

| | |
|---|---|
| HUMAN RESOURCES | - |
| 450200 | - |
| CONTRACT SERVICE REVENUE | - |
| 2200 | (13,923.80) |
| RISK MANAGEMENT | (13,923.80) |
| 450200 | - |
| CONTRACT SERVICE REVENUE | - |
| 450328 | (13,923.80) |
| SALE OF ASSETS | (13,923.80) |
| 2302 | 58.00 |
| COURT COLLECTIONS | 58.00 |
| 450200 | 58.00 |
| CONTRACT SERVICE REVENUE | 58.00 |
| 2500 | 9.95 |
| ELECTIONS ADMINISTRATOR | 9.95 |
| 430226 | 9.95 |
| RENTAL/USER FEES | 9.95 |
| 2800 | (107,386.70) |
| COUNTY ATTORNEY | (107,386.70) |
| 420100 | (81,777.58) |
| FEDERAL GRANT REVENUE | (81,777.58) |
| 420204 | (25,490.00) |
| STATE ALLOCATIONS | (25,490.00) |
| 440100 | (119.12) |
| INTEREST-BANK | (119.12) |
| 2801 | (72,885.93) |
| COUNTY ATTORNEY STATE FUNDS | (72,885.93) |
| 420204 | (70,000.00) |
| STATE ALLOCATIONS | (70,000.00) |
| 430108 | (2,556.45) |
| COUNTY ATTORNEY FEES | (2,556.45) |
| 440100 | (329.48) |
| INTEREST-BANK | (329.48) |
| 3000 | (6,685.02) |
| BUILDING CUSTODIAL SERVICES | (6,685.02) |
| 410110 | - |
| AUTO REGISTRATION | - |
| 450200 | (6,685.02) |
| CONTRACT SERVICE REVENUE | (6,685.02) |
| 3200 | (1,882,163.14) |
| OTHER | (1,882,163.14) |
| 430120 | (985.00) |
| APPLICATION FEES | (985.00) |
| 450200 | (1,881,178.14) |
| CONTRACT SERVICE REVENUE | (1,881,178.14) |
| 3220 | (171,174.52) |
| ALTERNATE DISPUTE RESOLUTION | (171,174.52) |
| 430110 | (27,007.01) |
| COUNTY CLERK FEES | (27,007.01) |
| 430132 | (107,662.50) |
| DISTRICT CLERK FEES | (107,662.50) |
| 430134 | (36,505.01) |
| JUSTICE OF THE PEACE FEES | (36,505.01) |
| 3240 | (75.00) |
| HISTORICAL COMMISSION | (75.00) |

| | |
|---|---|
| 450300 | (75.00) |
| CONTRIBUTIONS | (75.00) |
| 3241 | (2,360.00) |
| HISTORICAL COMMISSION DONATIONS | (2,360.00) |
| 450300 | (2,360.00) |
| CONTRIBUTIONS | (2,360.00) |
| 3250 | (7,672.50) |
| CHILD WELFARE | (7,672.50) |
| 420100 | (7,672.50) |
| FEDERAL GRANT REVENUE | (7,672.50) |
| 420200 | - |
| STATE GRANT REVENUE | - |
| 3300 | 15.00 |
| PURCHASING AGENT | 15.00 |
| 450200 | 15.00 |
| CONTRACT SERVICE REVENUE | 15.00 |
| 3400 | (47,296.62) |
| COUNTY AUDITOR | (47,296.62) |
| 450200 | (47,296.62) |
| CONTRACT SERVICE REVENUE | (47,296.62) |
| 3700 | (5,914,980.16) |
| TAX ASSESSOR/COLLECTOR | (5,914,980.16) |
| 400100 | - |
| CURRENT TAXES | - |
| 430118 | (115,415.93) |
| TPW SALES TAX COMMISSION | (115,415.93) |
| 430122 | (1,491,755.43) |
| SUPPLEMENTAL MVD FEES | (1,491,755.43) |
| 430124 | (4,283,462.60) |
| SALES TAX COMMISSIONS | (4,283,462.60) |
| 430126 | (24,096.20) |
| TPW TITLE FEE | (24,096.20) |
| 430128 | (250.00) |
| VTR LICENSE APP FEE-OWNER | (250.00) |
| 440100 | - |
| INTEREST-BANK | - |
| 3701 | (10,926.20) |
| TAC SPECIAL INVENTORY TAX | (10,926.20) |
| 440100 | (10,926.20) |
| INTEREST-BANK | (10,926.20) |
| 3703 | (3,075.00) |
| TAC VTR | (3,075.00) |
| 430128 | (2,750.00) |
| VTR LICENSE APP FEE-OWNER | (2,750.00) |
| 430130 | (325.00) |
| VTR LICENSE APP FEE-RUNNER | (325.00) |
| 4001 | (612,785.00) |
| PERMITS | (612,785.00) |
| 410106 | (612,785.00) |
| FOOD SERVICE PERMITS | (612,785.00) |
| 4100 | (427,469.80) |
| ANIMAL SERVICES | (427,469.80) |
| 410104 | (4,185.00) |
| ANIMAL CONTROL TRANSPORT | (4,185.00) |
| 430190 | (107,048.00) |

| | |
|---|---|
| ADOPTION FEES | (107,048.00) |
| 430192 | (81,191.00) |
| ANIMAL SHELTER FEES | (81,191.00) |
| 430194 | (90,737.50) |
| CLINIC SERVICES | (90,737.50) |
| 430196 | (13,125.00) |
| IMPOUND FEES | (13,125.00) |
| 450200 | - |
| CONTRACT SERVICE REVENUE | - |
| 450300 | (131,183.30) |
| CONTRIBUTIONS | (131,183.30) |
| 4200 | (167,887.80) |
| FORENSIC SERVICES | (167,887.80) |
| 430200 | (165,234.50) |
| INQUESTS AND AUTOPSIES | (165,234.50) |
| 430210 | (2,702.30) |
| FORENSIC ADMINISTRATION FEE | (2,702.30) |
| 450200 | 60.00 |
| CONTRACT SERVICE REVENUE | 60.00 |
| 450320 | (11.00) |
| MISCELLANEOUS | (11.00) |
| 4300 | 51.59 |
| MCCD-COUNTY APPROPRIATIONS (CDBG) | 51.59 |
| 450320 | 51.59 |
| MISCELLANEOUS | 51.59 |
| 4400 | (1,017,270.91) |
| CONVENTION CENTER | (1,017,270.91) |
| 420304 | (518,830.45) |
| OTHER ALLOCATIONS | (518,830.45) |
| 430162 | (85,398.24) |
| PARK FEES | (85,398.24) |
| 430226 | (305,126.74) |
| RENTAL/USER FEES | (305,126.74) |
| 450200 | 125.00 |
| CONTRACT SERVICE REVENUE | 125.00 |
| 450318 | (108,040.48) |
| RENTS/LEASES | (108,040.48) |
| 4500 | (171,410.51) |
| MEMORIAL LIBRARY | (171,410.51) |
| 430224 | (39,097.18) |
| BOOK FINES | (39,097.18) |
| 450100 | (1,058.70) |
| COMMISSIONS | (1,058.70) |
| 450300 | (131,254.63) |
| CONTRIBUTIONS | (131,254.63) |
| 5000 | (570,928.30) |
| AIRPORT | (570,928.30) |
| 430170 | 95.00 |
| HAZARDOUS WASTE MANAGEMENT FEE | 95.00 |
| 430226 | (407,922.02) |
| RENTAL/USER FEES | (407,922.02) |
| 430230 | (148,932.59) |
| FUEL FLOW FEES | (148,932.59) |
| 450320 | (14,168.69) |
| MISCELLANEOUS | (14,168.69) |

| | |
|---|---|
| 5050 | (97,208.56) |
| CUSTOMS | (97,208.56) |
| 430226 | (97,208.56) |
| RENTAL/USER FEES | (97,208.56) |
| 450200 | - |
| CONTRACT SERVICE REVENUE | - |
| 5100 | (160,257.03) |
| DISTRICT ATTORNEY | (160,257.03) |
| 420100 | - |
| FEDERAL GRANT REVENUE | - |
| 420200 | - |
| STATE GRANT REVENUE | - |
| 420204 | (117,926.99) |
| STATE ALLOCATIONS | (117,926.99) |
| 440100 | (14.83) |
| INTEREST-BANK | (14.83) |
| 450200 | (1,121.21) |
| CONTRACT SERVICE REVENUE | (1,121.21) |
| 460130 | (41,194.00) |
| FORFEITURES-BONDS | (41,194.00) |
| 5101 | (7,500.00) |
| DISTRICT ATTORNEY STATE FUNDS | (7,500.00) |
| 420204 | (7,500.00) |
| STATE ALLOCATIONS | (7,500.00) |
| 5301 | (1,124,453.55) |
| FIRE MARSHAL - INSPECTIONS | (1,124,453.55) |
| 430184 | (308,406.50) |
| FIRE INSPECTION FEE-EXISTING | (308,406.50) |
| 430186 | (621,500.00) |
| FIRE INSPECTION FEE-NEW CONSTRUCTION | (621,500.00) |
| 450200 | (194,547.05) |
| CONTRACT SERVICE REVENUE | (194,547.05) |
| 5400 | (175,559.50) |
| JUVENILE PROBATION-ADMINISTRATIVE | (175,559.50) |
| 430174 | (35,639.00) |
| DETENTION ADMINISTRATION SERVICES | (35,639.00) |
| 450210 | (139,920.50) |
| CONTRACT REIMBURSEMENT-ADMINISTRATION | (139,920.50) |
| 5500 | (3,737,671.29) |
| ADULT PROBATION | (3,737,671.29) |
| 450200 | (3,737,671.29) |
| CONTRACT SERVICE REVENUE | (3,737,671.29) |
| 5501 | (551,612.31) |
| BOND SUPERVISION | (551,612.31) |
| 450200 | (551,612.31) |
| CONTRACT SERVICE REVENUE | (551,612.31) |
| 5600 | (104,453.02) |
| COMMISSIONS | (104,453.02) |
| 430124 | 4,071.80 |
| SALES TAX COMMISSIONS | 4,071.80 |
| 450100 | (96,479.80) |
| COMMISSIONS | (96,479.80) |
| 450328 | (12,045.02) |
| SALE OF ASSETS | (12,045.02) |
| 6000 | (45,641.19) |

| | |
|---|---|
| SHERIFF | (45,641.19) |
| 420206 | (14,582.85) |
| STATE CONTRACT REIMBURSEMENT | (14,582.85) |
| 430180 | (86,065.00) |
| VEHICLE TOWING PROGRAM FEES | (86,065.00) |
| 450200 | (808.00) |
| CONTRACT SERVICE REVENUE | (808.00) |
| 450210 | (10,665.00) |
| CONTRACT REIMBURSEMENT-ADMINISTRATION | (10,665.00) |
| 450300 | 66,479.66 |
| CONTRIBUTIONS | 66,479.66 |
| 6100 | (86,776.13) |
| SHERIFF HOMELAND SECURITY | (86,776.13) |
| 450200 | (78,176.13) |
| CONTRACT SERVICE REVENUE | (78,176.13) |
| 450300 | (8,600.00) |
| CONTRIBUTIONS | (8,600.00) |
| 6201 | (93,773.10) |
| SHERIFF HOMICIDE VIOLENT CRIME | (93,773.10) |
| 450200 | (93,773.10) |
| CONTRACT SERVICE REVENUE | (93,773.10) |
| 6202 | (33,143.61) |
| SHERIFF ORGANIZED CRIME | (33,143.61) |
| 450200 | (33,143.61) |
| CONTRACT SERVICE REVENUE | (33,143.61) |
| 6301 | (596,658.28) |
| SHERIFF PATROL EAST | (596,658.28) |
| 450200 | (596,658.28) |
| CONTRACT SERVICE REVENUE | (596,658.28) |
| 6302 | (666,982.09) |
| SHERIFF PATROL WEST | (666,982.09) |
| 450200 | (666,982.09) |
| CONTRACT SERVICE REVENUE | (666,982.09) |
| 6303 | (9,722,608.88) |
| SHERIFF PATROL SOUTH | (9,722,608.88) |
| 450200 | (9,722,608.88) |
| CONTRACT SERVICE REVENUE | (9,722,608.88) |
| 6401 | (1,344,012.40) |
| SHERIFF DISPATCH | (1,344,012.40) |
| 450200 | (1,344,012.40) |
| CONTRACT SERVICE REVENUE | (1,344,012.40) |
| 6402 | (13,850.00) |
| SHERIFF CRIME LAB | (13,850.00) |
| 430182 | (13,850.00) |
| FINGERPRINT FEES | (13,850.00) |
| 6405 | (219,341.83) |
| SHERIFF RADIO | (219,341.83) |
| 420200 | (196,694.67) |
| STATE GRANT REVENUE | (196,694.67) |
| 450210 | (22,647.16) |
| CONTRACT REIMBURSEMENT-ADMINISTRATION | (22,647.16) |
| 6407 | (7,025.00) |
| SHERIFF ACADEMY | (7,025.00) |
| 430172 | (7,025.00) |
| ACADEMY REVENUE | (7,025.00) |

| | |
|---|---|
| 6504 | (699,115.00) |
| SHERIFF ALARMS | (699,115.00) |
| 410108 | (699,115.00) |
| ALARM PERMITS | (699,115.00) |
| 6601 | (25,046.48) |
| SHERIFF JAIL | (25,046.48) |
| 420108 | (16,359.00) |
| FEDERAL INMATE HOUSING | (16,359.00) |
| 430178 | (8,687.48) |
| COMMUNITY RESTITUTION FEES | (8,687.48) |
| 7100 | (992,061.90) |
| CONSTABLE PRECINCT 1 | (992,061.90) |
| 410110 | - |
| AUTO REGISTRATION | - |
| 420100 | - |
| FEDERAL GRANT REVENUE | - |
| 430138 | (19,527.91) |
| CONSTABLE FEES | (19,527.91) |
| 450200 | (972,533.99) |
| CONTRACT SERVICE REVENUE | (972,533.99) |
| 7200 | (12,754.50) |
| CONSTABLE PRECINCT 2 | (12,754.50) |
| 430138 | (12,754.50) |
| CONSTABLE FEES | (12,754.50) |
| 460120 | - |
| FORFEITURES | - |
| 7300 | (1,864,059.99) |
| CONSTABLE PRECINCT 3 | (1,864,059.99) |
| 430138 | (18,223.46) |
| CONSTABLE FEES | (18,223.46) |
| 450100 | (1,778.32) |
| COMMISSIONS | (1,778.32) |
| 450200 | (1,844,058.21) |
| CONTRACT SERVICE REVENUE | (1,844,058.21) |
| 7400 | (243,163.25) |
| CONSTABLE PRECINCT 4 | (243,163.25) |
| 430138 | (23,259.02) |
| CONSTABLE FEES | (23,259.02) |
| 450100 | 1,647.70 |
| COMMISSIONS | 1,647.70 |
| 450200 | (220,916.89) |
| CONTRACT SERVICE REVENUE | (220,916.89) |
| 420106 | (635.04) |
| FEDERAL CONTRACT REIMBURSEMENT | (635.04) |
| 7500 | (1,400,431.76) |
| CONSTABLE PRECINCT 5 | (1,400,431.76) |
| 430138 | (12,500.00) |
| CONSTABLE FEES | (12,500.00) |
| 450200 | (1,387,334.88) |
| CONTRACT SERVICE REVENUE | (1,387,334.88) |
| 420106 | (596.88) |
| FEDERAL CONTRACT REIMBURSEMENT | (596.88) |
| 8100 | (207,760.37) |
| COURT OPERATIONS | (207,760.37) |
| 420200 | - |

| | |
|---|---|
| STATE GRANT REVENUE | - |
| 430212 | - |
| JURY FEES | - |
| 450210 | (110,534.00) |
| CONTRACT REIMBURSEMENT-ADMINISTRATION | (110,534.00) |
| 450324 | (97,226.37) |
| REIMBURSEMENT POST-JUDGEMENT | (97,226.37) |
| 8101 | (492,678.00) |
| INDIGENT DEFENSE- CRIMINAL | (492,678.00) |
| 420200 | (492,678.00) |
| STATE GRANT REVENUE | (492,678.00) |
| 8210 | (84,000.00) |
| COUNTY COURT AT LAW 1 | (84,000.00) |
| 420204 | (84,000.00) |
| STATE ALLOCATIONS | (84,000.00) |
| 8220 | (84,000.00) |
| COUNTY COURT AT LAW 2 | (84,000.00) |
| 420204 | (84,000.00) |
| STATE ALLOCATIONS | (84,000.00) |
| 8230 | (84,000.00) |
| COUNTY COURT AT LAW 3 | (84,000.00) |
| 420204 | (84,000.00) |
| STATE ALLOCATIONS | (84,000.00) |
| 8240 | (84,000.00) |
| COUNTY COURT AT LAW 4 | (84,000.00) |
| 420204 | (84,000.00) |
| STATE ALLOCATIONS | (84,000.00) |
| 8250 | (84,000.00) |
| COUNTY COURT AT LAW 5 | (84,000.00) |
| 420204 | (84,000.00) |
| STATE ALLOCATIONS | (84,000.00) |
| 8320 | 15.00 |
| 221ST DISTRICT COURT | 15.00 |
| 450200 | 15.00 |
| CONTRACT SERVICE REVENUE | 15.00 |
| 8330 | (74,827.74) |
| 284TH DISTRICT COURT | (74,827.74) |
| 450200 | (74,827.74) |
| CONTRACT SERVICE REVENUE | (74,827.74) |
| 8340 | 11.94 |
| 359TH DISTRICT COURT | 11.94 |
| 450200 | 11.94 |
| CONTRACT SERVICE REVENUE | 11.94 |
| 8350 | 4,537.06 |
| 410th DISTRICT COURT | 4,537.06 |
| 430212 | 116.36 |
| JURY FEES | 116.36 |
| 430226 | 7.96 |
| RENTAL/USER FEES | 7.96 |
| 450320 | 4,412.74 |
| MISCELLANEOUS | 4,412.74 |
| 8360 | 29.88 |
| 418TH DISTRICT COURT | 29.88 |
| 430226 | 3.98 |
| RENTAL/USER FEES | 3.98 |

| | |
|---|---|
| 450320 | 25.90 |
| MISCELLANEOUS | 25.90 |
| 8401 | (155,389.05) |
| DRUG COURT | (155,389.05) |
| 430214 | (154,313.03) |
| PROGRAM FEES | (154,313.03) |
| 430218 | (1,080.00) |
| MRT BOOK FEE | (1,080.00) |
| 430226 | 3.98 |
| RENTAL/USER FEES | 3.98 |
| 8402 | (123,598.01) |
| DRUG COURT-DWI COURT | (123,598.01) |
| 430214 | (123,000.00) |
| PROGRAM FEES | (123,000.00) |
| 430218 | (600.00) |
| MRT BOOK FEE | (600.00) |
| 430266 | 1.99 |
| EMPLOYEE CONTRIBUTION-EMPLOYEE AND FAMILY | 1.99 |
| 8510 | (49,704.74) |
| JUSTICE OF PEACE PRECINCT 1 | (49,704.74) |
| 430200 | 425.00 |
| INQUESTS AND AUTOPSIES | 425.00 |
| 430228 | (74,930.39) |
| COLLECTION FEE | (74,930.39) |
| 450200 | - |
| CONTRACT SERVICE REVENUE | - |
| 430550 | 24,800.65 |
| THIRD PARTY COLLECTION FEE | 24,800.65 |
| 8520 | (122,104.71) |
| JUSTICE OF PEACE PRECINCT 2 | (122,104.71) |
| 410110 | - |
| AUTO REGISTRATION | - |
| 430228 | (122,104.71) |
| COLLECTION FEE | (122,104.71) |
| 8530 | (61,102.19) |
| JUSTICE OF PEACE PRECINCT 3 | (61,102.19) |
| 430134 | (3,073.80) |
| JUSTICE OF THE PEACE FEES | (3,073.80) |
| 450200 | (58,028.39) |
| CONTRACT SERVICE REVENUE | (58,028.39) |
| 8540 | (86,384.67) |
| JUSTICE OF PEACE PRECINCT 4 | (86,384.67) |
| 430228 | (86,384.67) |
| COLLECTION FEE | (86,384.67) |
| 8550 | (57,739.41) |
| JUSTICE OF PEACE PRECINCT 5 | (57,739.41) |
| 430228 | (57,744.25) |
| COLLECTION FEE | (57,744.25) |
| 450200 | 4.84 |
| CONTRACT SERVICE REVENUE | 4.84 |
| 4401 | (28,630.46) |
| FAIRGROUNDS/EXPO CENTER | (28,630.46) |
| 450318 | (28,630.46) |
| RENTS/LEASES | (28,630.46) |
| 3702 | (358.00) |

| | |
|---|---|
| TAC RENDITION PENALTY | (358.00) |
| 430118 | (358.00) |
| TPW SALES TAX COMMISSION | (358.00) |
| 6409 | 40.00 |
| RECORDS AND REPORTING | 40.00 |
| 410108 | 40.00 |
| ALARM PERMITS | 40.00 |
| 200 | (39,342,202.66) |
| ROAD AND BRIDGE | (39,342,202.66) |
| 1200 | (37,731,625.15) |
| ROAD AND BRIDGE | (37,731,625.15) |
| 400100 | (27,507,893.55) |
| CURRENT TAXES | (27,507,893.55) |
| 400110 | (102,152.46) |
| DELINQUENT TAXES | (102,152.46) |
| 400120 | (189,401.37) |
| PENALTY AND INTEREST | (189,401.37) |
| 400140 | (402,976.67) |
| OTHER TAXES | (402,976.67) |
| 410110 | (5,752,103.59) |
| AUTO REGISTRATION | (5,752,103.59) |
| 410114 | (65,302.16) |
| OVERLOAD PERMITS | (65,302.16) |
| 420304 | (164,300.54) |
| OTHER ALLOCATIONS | (164,300.54) |
| 430112 | (235,389.98) |
| SUBDIVISION FEES | (235,389.98) |
| 430114 | (1,368,217.48) |
| FLOOD PLAIN FEES | (1,368,217.48) |
| 440100 | (47,819.76) |
| INTEREST-BANK | (47,819.76) |
| 440120 | (189,847.05) |
| INVESTMENT EARNINGS | (189,847.05) |
| 450320 | (30.25) |
| MISCELLANEOUS | (30.25) |
| 460100 | (1,706,190.29) |
| COURT FINES | (1,706,190.29) |
| 4700 | (229,304.80) |
| PARKS | (229,304.80) |
| 430138 | - |
| CONSTABLE FEES | - |
| 430226 | (30,154.00) |
| RENTAL/USER FEES | (30,154.00) |
| 450200 | - |
| CONTRACT SERVICE REVENUE | - |
| 450300 | (190,900.80) |
| CONTRIBUTIONS | (190,900.80) |
| 450318 | (8,250.00) |
| RENTS/LEASES | (8,250.00) |
| 4800 | (161,666.60) |
| COMMUNITY CENTERS | (161,666.60) |
| 420102 | (90,028.60) |
| FEDERAL PROGRAM INCOME | (90,028.60) |
| 430226 | (28,575.00) |
| RENTAL/USER FEES | (28,575.00) |

| | |
|---|---|
| 450200 | - |
| CONTRACT SERVICE REVENUE | - |
| 450300 | (333.00) |
| CONTRIBUTIONS | (333.00) |
| 450318 | (42,730.00) |
| RENTS/LEASES | (42,730.00) |
| 4900 | (226,643.24) |
| RECYCLE CENTERS | (226,643.24) |
| 430222 | (177,846.82) |
| RECYCLE FEES | (177,846.82) |
| 450200 | (48,796.42) |
| CONTRACT SERVICE REVENUE | (48,796.42) |
| 9100 | (250,903.74) |
| COMMISSIONER PRECINCT 1 | (250,903.74) |
| 420102 | 400.00 |
| FEDERAL PROGRAM INCOME | 400.00 |
| 430162 | (41,002.12) |
| PARK FEES | (41,002.12) |
| 450200 | (177,726.48) |
| CONTRACT SERVICE REVENUE | (177,726.48) |
| 450318 | (26,875.00) |
| RENTS/LEASES | (26,875.00) |
| 450320 | (5,700.14) |
| MISCELLANEOUS | (5,700.14) |
| 9200 | (122,220.05) |
| COMMISSIONER PRECINCT 2 | (122,220.05) |
| 450200 | (79,065.70) |
| CONTRACT SERVICE REVENUE | (79,065.70) |
| 450300 | (20,475.00) |
| CONTRIBUTIONS | (20,475.00) |
| 450318 | (9,893.00) |
| RENTS/LEASES | (9,893.00) |
| 450320 | (12,786.35) |
| MISCELLANEOUS | (12,786.35) |
| 9300 | (3,131.28) |
| COMMISSIONER PRECINCT 3 | (3,131.28) |
| 410110 | 69.72 |
| AUTO REGISTRATION | 69.72 |
| 450200 | 1,297.50 |
| CONTRACT SERVICE REVENUE | 1,297.50 |
| 450320 | (835.00) |
| MISCELLANEOUS | (835.00) |
| 450316 | (3,663.50) |
| INSURANCE REIMBURSEMENT | (3,663.50) |
| 9400 | (616,707.80) |
| COMMISSIONER PRECINCT 4 | (616,707.80) |
| 450200 | (577,536.71) |
| CONTRACT SERVICE REVENUE | (577,536.71) |
| 450318 | (34,197.00) |
| RENTS/LEASES | (34,197.00) |
| 450320 | (4,974.09) |
| MISCELLANEOUS | (4,974.09) |
| 201 | (23,458.03) |
| WORTHLESS CHECK | (23,458.03) |
| 2800 | (3,195.28) |

| | |
|---|---|
| COUNTY ATTORNEY | (3,195.28) |
| 430188 | (3,100.00) |
| WORTHLESS CHECK FEES | (3,100.00) |
| 440100 | (95.28) |
| INTEREST-BANK | (95.28) |
| 2802 | - |
| COUNTY ATTORNEY WORTHLESS CHECKS | - |
| 430188 | - |
| WORTHLESS CHECK FEES | - |
| 440100 | - |
| INTEREST-BANK | - |
| 5100 | (262.75) |
| DISTRICT ATTORNEY | (262.75) |
| 430188 | (242.57) |
| WORTHLESS CHECK FEES | (242.57) |
| 440100 | (20.18) |
| INTEREST-BANK | (20.18) |
| 5102 | - |
| DISTRICT ATTORNEY HOT CHECKS | - |
| 430188 | - |
| WORTHLESS CHECK FEES | - |
| 440100 | - |
| INTEREST-BANK | - |
| 1201 | (20,000.00) |
| WORTHLESS CHECK | (20,000.00) |
| 470100 | (20,000.00) |
| TRANSFERS IN | (20,000.00) |
| 202 | (1,115,436.40) |
| FORFEITURES | (1,115,436.40) |
| 5100 | (305,142.98) |
| DISTRICT ATTORNEY | (305,142.98) |
| 440100 | (8,602.55) |
| INTEREST-BANK | (8,602.55) |
| 460120 | (296,540.43) |
| FORFEITURES | (296,540.43) |
| 5300 | (49.86) |
| FIRE MARSHAL - INVESTIGATIONS | (49.86) |
| 440100 | (49.86) |
| INTEREST-BANK | (49.86) |
| 6000 | (500,679.05) |
| SHERIFF | (500,679.05) |
| 440100 | (12,888.39) |
| INTEREST-BANK | (12,888.39) |
| 460120 | (487,790.66) |
| FORFEITURES | (487,790.66) |
| 6200 | (526.74) |
| SHERIFF CID | (526.74) |
| 440100 | (526.74) |
| INTEREST-BANK | (526.74) |
| 6500 | (227,106.42) |
| SHERIFF ADMINISTRATIVE | (227,106.42) |
| 440100 | (3,548.96) |
| INTEREST-BANK | (3,548.96) |
| 460120 | (223,557.46) |
| FORFEITURES | (223,557.46) |

| | |
|---|---|
| 7100 | (16,319.00) |
| CONSTABLE PRECINCT 1 | (16,319.00) |
| 440100 | (252.39) |
| INTEREST-BANK | (252.39) |
| 460120 | (16,066.61) |
| FORFEITURES | (16,066.61) |
| 7200 | (14,086.42) |
| CONSTABLE PRECINCT 2 | (14,086.42) |
| 440100 | (1,802.22) |
| INTEREST-BANK | (1,802.22) |
| 460120 | (12,284.20) |
| FORFEITURES | (12,284.20) |
| 7300 | (10,002.87) |
| CONSTABLE PRECINCT 3 | (10,002.87) |
| 440100 | (117.38) |
| INTEREST-BANK | (117.38) |
| 460120 | (9,885.49) |
| FORFEITURES | (9,885.49) |
| 7400 | (28,063.93) |
| CONSTABLE PRECINCT 4 | (28,063.93) |
| 440100 | (1,200.55) |
| INTEREST-BANK | (1,200.55) |
| 460120 | (26,863.38) |
| FORFEITURES | (26,863.38) |
| 7500 | (13,459.13) |
| CONSTABLE PRECINCT 5 | (13,459.13) |
| 440100 | (2,238.85) |
| INTEREST-BANK | (2,238.85) |
| 460120 | (11,220.28) |
| FORFEITURES | (11,220.28) |
| 203 | (1,924,221.83) |
| JAIL COMMISSARY | (1,924,221.83) |
| 1203 | (13,951.86) |
| JAIL COMMISSARY | (13,951.86) |
| 440100 | (13,951.86) |
| INTEREST-BANK | (13,951.86) |
| 6602 | (1,910,269.97) |
| SHERIFF COMMISSARY | (1,910,269.97) |
| 430220 | (1,908,264.27) |
| COMMISSARY SALES | (1,908,264.27) |
| 440100 | (2,005.70) |
| INTEREST-BANK | (2,005.70) |
| 204 | (327,678.97) |
| LAW LIBRARY | (327,678.97) |
| 1204 | (327,678.97) |
| LAW LIBRARY | (327,678.97) |
| 430110 | (63,016.35) |
| COUNTY CLERK FEES | (63,016.35) |
| 430132 | (252,017.50) |
| DISTRICT CLERK FEES | (252,017.50) |
| 440100 | (3,664.84) |
| INTEREST-BANK | (3,664.84) |
| 440120 | (2,442.96) |
| INVESTMENT EARNINGS | (2,442.96) |
| 450320 | (6,537.32) |

| | |
|---|---|
| MISCELLANEOUS | (6,537.32) |
| 205 | (26,293.20) |
| PRE-TRIAL DIVERSION | (26,293.20) |
| 5100 | (26,293.20) |
| DISTRICT ATTORNEY | (26,293.20) |
| 430146 | (26,293.20) |
| PRETRIAL DIVERSION FEES | (26,293.20) |
| 5103 | - |
| PRE-TRIAL DIVERSION | - |
| 430146 | - |
| PRETRIAL DIVERSION FEES | - |
| 206 | (428,547.61) |
| COUNTY CLERK RECORDS MGMT & PRESERVATION | (428,547.61) |
| 1206 | 395,705.56 |
| COUNTY CLERK RECORDS MANAGEMENT/PRESERVATION | 395,705.56 |
| 440120 | 395,705.56 |
| INVESTMENT EARNINGS | 395,705.56 |
| 2300 | (824,253.17) |
| COUNTY CLERK | (824,253.17) |
| 430100 | (778,387.28) |
| COUNTY RECORDS MANAGEMENT FEES | (778,387.28) |
| 440120 | (45,865.89) |
| INVESTMENT EARNINGS | (45,865.89) |
| 207 | (224,654.25) |
| COUNTY RECORDS MANAGEMENT | (224,654.25) |
| 1207 | (218,291.53) |
| COUNTY RECORDS MANAGEMENT | (218,291.53) |
| 430110 | (108,291.53) |
| COUNTY CLERK FEES | (108,291.53) |
| 470100 | (110,000.00) |
| TRANSFERS IN | (110,000.00) |
| 2300 | (6,362.72) |
| COUNTY CLERK | (6,362.72) |
| 430100 | (6,362.72) |
| COUNTY RECORDS MANAGEMENT FEES | (6,362.72) |
| 208 | (54,240.00) |
| DISTRICT CLERK RECORDS MGMT & PRESERVATION | (54,240.00) |
| 2700 | (54,240.00) |
| DISTRICT CLERK | (54,240.00) |
| 430132 | (52,619.83) |
| DISTRICT CLERK FEES | (52,619.83) |
| 440120 | (1,620.17) |
| INVESTMENT EARNINGS | (1,620.17) |
| 209 | (87,278.64) |
| DISTRICT CLERK RECORDS PRESERVATION | (87,278.64) |
| 2700 | (87,278.64) |
| DISTRICT CLERK | (87,278.64) |
| 430132 | (86,293.78) |
| DISTRICT CLERK FEES | (86,293.78) |
| 440120 | (984.86) |
| INVESTMENT EARNINGS | (984.86) |
| 210 | (83,863.59) |
| COUNTY AND DISTRICT COURTS DIGITAL PRESERVATION | (83,863.59) |
| 2900 | (83,863.59) |
| DIGITAL PRESERVATION COUNTY/DISTRICT | (83,863.59) |

| | |
|---|---|
| 430102 | (56,033.21) |
| COUNTY/DISTRICT COURT FEES | (56,033.21) |
| 430110 | (915.19) |
| COUNTY CLERK FEES | (915.19) |
| 430132 | (24,896.61) |
| DISTRICT CLERK FEES | (24,896.61) |
| 440120 | (2,018.58) |
| INVESTMENT EARNINGS | (2,018.58) |
| 211 | (14,411.15) |
| COUNTY AND DISTRICT COURT TECHNOLOGY | (14,411.15) |
| 8107 | - |
| COURT TECHNOLOGY COUNTY/DISTRICT | - |
| 430110 | (11,037.08) |
| COUNTY CLERK FEES | (11,037.08) |
| 430132 | 11,037.08 |
| DISTRICT CLERK FEES | 11,037.08 |
| 1211 | (14,411.15) |
| COUNTY & DISTRICT COURT TECHNOLOGY | (14,411.15) |
| 430110 | (12,750.58) |
| COUNTY CLERK FEES | (12,750.58) |
| 430132 | (1,660.57) |
| DISTRICT CLERK FEES | (1,660.57) |
| 212 | (30,080.00) |
| COURT GUARDIANSHIP | (30,080.00) |
| 8105 | (30,080.00) |
| COURT GUARDIANSHIP | (30,080.00) |
| 430116 | (30,080.00) |
| COURT GUARDIANSHIP FEE | (30,080.00) |
| 213 | (141,400.74) |
| COURT REPORTER SERVICE | (141,400.74) |
| 1213 | (141,400.74) |
| COURT REPORTER SERVICE | (141,400.74) |
| 430168 | (141,400.74) |
| STENOGRAPHER FEES | (141,400.74) |
| 8106 | - |
| COURT REPORTER | - |
| 430158 | - |
| JUDICIAL EDUCATION | - |
| 214 | (284,614.38) |
| COURTHOUSE SECURITY - COUNTY/DISTRICT COURT | (284,614.38) |
| 1214 | (284,614.38) |
| COURTHOUSE SECURITY - COUNTY/DISTRICT COURTS | (284,614.38) |
| 430102 | (248,838.12) |
| COUNTY/DISTRICT COURT FEES | (248,838.12) |
| 430116 | (35,776.26) |
| COURT GUARDIANSHIP FEE | (35,776.26) |
| 215 | (61,267.30) |
| COURTHOUSE SECURITY - JP | (61,267.30) |
| 8590 | (61,267.30) |
| JP JUSTICE COURT SECURITY | (61,267.30) |
| 430102 | (37,234.80) |
| COUNTY/DISTRICT COURT FEES | (37,234.80) |
| 430134 | (24,032.50) |
| JUSTICE OF THE PEACE FEES | (24,032.50) |
| 216 | (116,235.09) |

| | |
|---|---|
| JUSTICE COURT TECHNOLOGY | (116,235.09) |
| 1216 | (76,923.16) |
| JUSTICE COURT TECHNOLOGY | (76,923.16) |
| 430134 | (76,923.16) |
| JUSTICE OF THE PEACE FEES | (76,923.16) |
| 8591 | (39,311.93) |
| JP JUSTICE COURT TECHNOLOGY | (39,311.93) |
| 430134 | (39,311.93) |
| JUSTICE OF THE PEACE FEES | (39,311.93) |
| 217 | (185,955.06) |
| JUVENILE CASE MANAGER | (185,955.06) |
| 8592 | (75,955.06) |
| JP JUVENILE CASE MANAGER | (75,955.06) |
| 430134 | (75,955.06) |
| JUSTICE OF THE PEACE FEES | (75,955.06) |
| 1217 | (110,000.00) |
| JUVENILE CASE MANAGER | (110,000.00) |
| 470100 | (110,000.00) |
| TRANSFERS IN | (110,000.00) |
| 218 | (23,468.00) |
| CC VITAL RECORDS PRESERVATION | (23,468.00) |
| 2300 | (23,468.00) |
| COUNTY CLERK | (23,468.00) |
| 430110 | (23,468.00) |
| COUNTY CLERK FEES | (23,468.00) |
| 219 | (253,071.73) |
| CONTRACT ELECTION SERVICE | (253,071.73) |
| 2502 | (253,071.73) |
| CONTRACT ELECTION DIRECT PAID | (253,071.73) |
| 420306 | (43,925.00) |
| OTHER CONTRACT REIMBURSEMENT | (43,925.00) |
| 440100 | (11,317.11) |
| INTEREST-BANK | (11,317.11) |
| 440120 | (670.62) |
| INVESTMENT EARNINGS | (670.62) |
| 450200 | (197,159.00) |
| CONTRACT SERVICE REVENUE | (197,159.00) |
| 220 | (89,272,437.23) |
| GRANTS | (89,272,437.23) |
| 1220 | (20,217.02) |
| GRANTS | (20,217.02) |
| 420102 | (0.04) |
| FEDERAL PROGRAM INCOME | (0.04) |
| 430176 | (7,832.00) |
| PROBATION FEES | (7,832.00) |
| 440100 | (12,384.98) |
| INTEREST-BANK | (12,384.98) |
| 2000 | (56,147,649.02) |
| COUNTY JUDGE | (56,147,649.02) |
| 420100 | (55,886,306.59) |
| FEDERAL GRANT REVENUE | (55,886,306.59) |
| 440100 | (261,342.43) |
| INTEREST-BANK | (261,342.43) |
| 2800 | (17,195,399.88) |
| COUNTY ATTORNEY | (17,195,399.88) |

| | |
|---|---|
| 420100 | (0.04) |
| FEDERAL GRANT REVENUE | (0.04) |
| 420200 | (17,195,399.84) |
| STATE GRANT REVENUE | (17,195,399.84) |
| 420206 | - |
| STATE CONTRACT REIMBURSEMENT | - |
| 3200 | (30,166.26) |
| OTHER | (30,166.26) |
| 420200 | (30,166.26) |
| STATE GRANT REVENUE | (30,166.26) |
| 3210 | - |
| NON-DEPARTMENTAL | - |
| 420100 | - |
| FEDERAL GRANT REVENUE | - |
| 420200 | - |
| STATE GRANT REVENUE | - |
| 420206 | - |
| STATE CONTRACT REIMBURSEMENT | - |
| 3250 | 1,714.99 |
| CHILD WELFARE | 1,714.99 |
| 420100 | 1,714.99 |
| FEDERAL GRANT REVENUE | 1,714.99 |
| 4100 | (11,196.51) |
| ANIMAL SERVICES | (11,196.51) |
| 420200 | (1.00) |
| STATE GRANT REVENUE | (1.00) |
| 420300 | (1,197.83) |
| OTHER GRANT REVENUE | (1,197.83) |
| 420306 | (9,997.68) |
| OTHER CONTRACT REIMBURSEMENT | (9,997.68) |
| 4200 | (6,103.43) |
| FORENSIC SERVICES | (6,103.43) |
| 420100 | (6,103.43) |
| FEDERAL GRANT REVENUE | (6,103.43) |
| 4300 | (5,478,021.42) |
| MCCD-COUNTY APPROPRIATIONS (CDBG) | (5,478,021.42) |
| 420100 | (4,479,859.69) |
| FEDERAL GRANT REVENUE | (4,479,859.69) |
| 420102 | (35,738.41) |
| FEDERAL PROGRAM INCOME | (35,738.41) |
| 450300 | (962,423.32) |
| CONTRIBUTIONS | (962,423.32) |
| 4500 | (68,798.01) |
| MEMORIAL LIBRARY | (68,798.01) |
| 420100 | (11,735.54) |
| FEDERAL GRANT REVENUE | (11,735.54) |
| 420300 | (57,062.47) |
| OTHER GRANT REVENUE | (57,062.47) |
| 4900 | (58,499.60) |
| RECYCLE CENTERS | (58,499.60) |
| 420200 | (58,499.60) |
| STATE GRANT REVENUE | (58,499.60) |
| 5000 | (859,855.52) |
| AIRPORT | (859,855.52) |
| 420100 | (810,579.52) |

| | |
|---|---|
| FEDERAL GRANT REVENUE | (810,579.52) |
| 420200 | (49,276.00) |
| STATE GRANT REVENUE | (49,276.00) |
| 5100 | (539,745.97) |
| DISTRICT ATTORNEY | (539,745.97) |
| 420100 | (414,137.29) |
| FEDERAL GRANT REVENUE | (414,137.29) |
| 420200 | (53,571.44) |
| STATE GRANT REVENUE | (53,571.44) |
| 420106 | (72,037.24) |
| FEDERAL CONTRACT REIMBURSEMENT | (72,037.24) |
| 5200 | (4,252,286.30) |
| OFFICE OF HOMELAND SECURITY & EMERGENCY MANAGEMENT | (4,252,286.30) |
| 420100 | (4,315,458.88) |
| FEDERAL GRANT REVENUE | (4,315,458.88) |
| 420200 | 63,172.58 |
| STATE GRANT REVENUE | 63,172.58 |
| 5400 | (1,704,188.19) |
| JUVENILE PROBATION-ADMINISTRATIVE | (1,704,188.19) |
| 420200 | (1,704,188.19) |
| STATE GRANT REVENUE | (1,704,188.19) |
| 5401 | (1,355,750.72) |
| JUVENILE PROBATION-DETENTION | (1,355,750.72) |
| 420100 | (47,208.12) |
| FEDERAL GRANT REVENUE | (47,208.12) |
| 420200 | (1,304,797.60) |
| STATE GRANT REVENUE | (1,304,797.60) |
| 420306 | - |
| OTHER CONTRACT REIMBURSEMENT | - |
| 420106 | (3,745.00) |
| FEDERAL CONTRACT REIMBURSEMENT | (3,745.00) |
| 6000 | (172,736.38) |
| SHERIFF | (172,736.38) |
| 420100 | (172,736.38) |
| FEDERAL GRANT REVENUE | (172,736.38) |
| 420200 | - |
| STATE GRANT REVENUE | - |
| 6100 | (2,270.00) |
| SHERIFF HOMELAND SECURITY | (2,270.00) |
| 420300 | (2,270.00) |
| OTHER GRANT REVENUE | (2,270.00) |
| 6200 | (49,069.87) |
| SHERIFF CID | (49,069.87) |
| 420100 | (31,894.77) |
| FEDERAL GRANT REVENUE | (31,894.77) |
| 420106 | (17,175.10) |
| FEDERAL CONTRACT REIMBURSEMENT | (17,175.10) |
| 6201 | - |
| SHERIFF HOMICIDE VIOLENT CRIME | - |
| 420100 | - |
| FEDERAL GRANT REVENUE | - |
| 6202 | (85,166.54) |
| SHERIFF ORGANIZED CRIME | (85,166.54) |
| 420100 | (65,421.58) |
| FEDERAL GRANT REVENUE | (65,421.58) |

| | |
|---|---|
| 450200 | 0.01 |
| CONTRACT SERVICE REVENUE | 0.01 |
| 420106 | (19,744.97) |
| FEDERAL CONTRACT REIMBURSEMENT | (19,744.97) |
| 6300 | (52,371.22) |
| SHERIFF PATROL | (52,371.22) |
| 420100 | (52,371.22) |
| FEDERAL GRANT REVENUE | (52,371.22) |
| 420200 | - |
| STATE GRANT REVENUE | - |
| 420106 | - |
| FEDERAL CONTRACT REIMBURSEMENT | - |
| 6302 | (464,201.17) |
| SHERIFF PATROL WEST | (464,201.17) |
| 420200 | (296,178.55) |
| STATE GRANT REVENUE | (296,178.55) |
| 450300 | (167,598.86) |
| CONTRIBUTIONS | (167,598.86) |
| 420202 | (423.76) |
| STATE PROGRAM INCOME | (423.76) |
| 6601 | (268,608.22) |
| SHERIFF JAIL | (268,608.22) |
| 420100 | (268,608.22) |
| FEDERAL GRANT REVENUE | (268,608.22) |
| 7100 | (11,086.94) |
| CONSTABLE PRECINCT 1 | (11,086.94) |
| 420100 | (7,860.74) |
| FEDERAL GRANT REVENUE | (7,860.74) |
| 420200 | - |
| STATE GRANT REVENUE | - |
| 420300 | (3,226.20) |
| OTHER GRANT REVENUE | (3,226.20) |
| 7300 | (728.25) |
| CONSTABLE PRECINCT 3 | (728.25) |
| 420300 | (728.25) |
| OTHER GRANT REVENUE | (728.25) |
| 7400 | (5,195.43) |
| CONSTABLE PRECINCT 4 | (5,195.43) |
| 420100 | (3,625.43) |
| FEDERAL GRANT REVENUE | (3,625.43) |
| 420300 | (1,570.00) |
| OTHER GRANT REVENUE | (1,570.00) |
| 7500 | (59,896.31) |
| CONSTABLE PRECINCT 5 | (59,896.31) |
| 420100 | (8,686.30) |
| FEDERAL GRANT REVENUE | (8,686.30) |
| 420300 | (51,210.01) |
| OTHER GRANT REVENUE | (51,210.01) |
| 8340 | (156,889.89) |
| 359TH DISTRICT COURT | (156,889.89) |
| 420200 | (156,889.89) |
| STATE GRANT REVENUE | (156,889.89) |
| 9300 | (79,604.00) |
| COMMISSIONER PRECINCT 3 | (79,604.00) |
| 420100 | (79,604.00) |

| | |
|---|---|
| FEDERAL GRANT REVENUE | (79,604.00) |
| 9400 | (138,450.15) |
| COMMISSIONER PRECINCT 4 | (138,450.15) |
| 420100 | (133,502.40) |
| FEDERAL GRANT REVENUE | (133,502.40) |
| 420300 | (4,947.75) |
| OTHER GRANT REVENUE | (4,947.75) |
| 221 | (407,903.32) |
| HAVA | (407,903.32) |
| 2500 | (407,805.26) |
| ELECTIONS ADMINISTRATOR | (407,805.26) |
| 420100 | (407,805.26) |
| FEDERAL GRANT REVENUE | (407,805.26) |
| CONTRACT ELECTION DIRECT PAID | (98.06) |
| 450328 | (98.06) |
| SALE OF ASSETS | (98.06) |
| 300 | (38,953,543.30) |
| DEBT SERVICE | (38,953,543.30) |
| 1300 | (38,953,543.30) |
| DEBT SERVICE | (38,953,543.30) |
| 400100 | (37,362,213.92) |
| CURRENT TAXES | (37,362,213.92) |
| 400110 | (156,770.65) |
| DELINQUENT TAXES | (156,770.65) |
| 400140 | 67.75 |
| OTHER TAXES | 67.75 |
| 420304 | (403,637.84) |
| OTHER ALLOCATIONS | (403,637.84) |
| 440100 | (177,131.45) |
| INTEREST-BANK | (177,131.45) |
| 440120 | (16,601.10) |
| INVESTMENT EARNINGS | (16,601.10) |
| 470100 | (837,256.09) |
| TRANSFERS IN | (837,256.09) |
| GL CONVERSION | (485.79) |
| 3333 | (485.79) |
| GL CONVERSION | (485.79) |
| 440100 | (1.60) |
| INTEREST-BANK | (1.60) |
| 440120 | (484.19) |
| INVESTMENT EARNINGS | (484.19) |
| 340 | (58,654,749.12) |
| GASB 34 CONVERSION | (58,654,749.12) |
| 3300 | - |
| PURCHASING AGENT | - |
| 450328 | - |
| SALE OF ASSETS | - |
| 9999 | - |
| BALANCE SHEET | - |
| 480200 | - |
| GAIN/LOSS ON SALE OF ASSETS | - |
| 1340 | (58,654,749.12) |
| GASB 34 CONVERSION | (58,654,749.12) |
| 400100 | (692,203.00) |
| CURRENT TAXES | (692,203.00) |

| | |
|---|---|
| 400140 | (24.68) |
| OTHER TAXES | (24.68) |
| 420100 | (137,641.65) |
| FEDERAL GRANT REVENUE | (137,641.65) |
| 450320 | (57,625,788.80) |
| MISCELLANEOUS | (57,625,788.80) |
| 480200 | (199,090.99) |
| GAIN/LOSS ON SALE OF ASSETS | (199,090.99) |
| 400 | (1,171,056.38) |
| LOCAL CAPITAL PROJECTS | (1,171,056.38) |
| 1400 | (300,000.00) |
| LOCAL CAPITAL PROJECTS | (300,000.00) |
| 450320 | - |
| MISCELLANEOUS | - |
| 450328 | (300,000.00) |
| SALE OF ASSETS | (300,000.00) |
| 3700 | (871,056.38) |
| TAX ASSESSOR/COLLECTOR | (871,056.38) |
| 400140 | (419,508.32) |
| OTHER TAXES | (419,508.32) |
| 440100 | (451,548.06) |
| INTEREST-BANK | (451,548.06) |
| 401 | (703,295.04) |
| C/P REVENUE TOLL BONDS 10 | (703,295.04) |
| 1401 | (703,295.04) |
| C/P REVENUE TOLL BONDS 10 | (703,295.04) |
| 440100 | (2,717.48) |
| INTEREST-BANK | (2,717.48) |
| 440120 | (700,577.56) |
| INVESTMENT EARNINGS | (700,577.56) |
| C/P CERTIFICATES OF OBLIGATION 2012 | (11,620.82) |
| 1402 | (11,620.82) |
| C/P CERTIFICATES OF OBLIGATION 2012 | (11,620.82) |
| 440100 | (1,321.53) |
| INTEREST-BANK | (1,321.53) |
| 440120 | (10,299.29) |
| INVESTMENT EARNINGS | (10,299.29) |
| 403 | (0.01) |
| C/P PASS THRU TOLL PROJECTS | (0.01) |
| 1403 | (0.01) |
| C/P PASS THRU TOLL PROJECTS | (0.01) |
| 420206 | (0.01) |
| STATE CONTRACT REIMBURSEMENT | (0.01) |
| 440100 | - |
| INTEREST-BANK | - |
| 450200 | - |
| CONTRACT SERVICE REVENUE | - |
| 404 | (69,329.27) |
| C/P ROAD BONDS 2016 | (69,329.27) |
| 1404 | (69,329.27) |
| C/P ROAD BONDS 2016 | (69,329.27) |
| 440100 | (427.66) |
| INTEREST-BANK | (427.66) |
| 440120 | (68,901.61) |
| INVESTMENT EARNINGS | (68,901.61) |

| | |
|---|---|
| 405 | (235,459.10) |
| C/P ROAD BONDS 2016A | (235,459.10) |
| 1405 | (235,459.10) |
| C/P ROAD BONDS 2016A | (235,459.10) |
| 440100 | (5,358.23) |
| INTEREST-BANK | (5,358.23) |
| 440120 | (230,100.87) |
| INVESTMENT EARNINGS | (230,100.87) |
| 406 | (377,822.24) |
| C/P ROAD BONDS 2018 | (377,822.24) |
| 1406 | (377,822.24) |
| C/P ROAD BONDS 2018 | (377,822.24) |
| 440100 | (377,822.24) |
| INTEREST-BANK | (377,822.24) |
| 407 | (1,046,982.00) |
| C/P ROAD BONDS 2018B | (1,046,982.00) |
| 1407 | (1,046,982.00) |
| C/P ROAD BONDS 2018B | (1,046,982.00) |
| 440100 | (1,046,982.00) |
| INTEREST-BANK | (1,046,982.00) |
| 408 | (19,624.00) |
| C/P SHERIFF'S PROJECTS | (19,624.00) |
| SHERIFF PROJECTS | (19,624.00) |
| 450320 | (19,624.00) |
| MISCELLANEOUS | (19,624.00) |
| 500 | (40,886,381.57) |
| SELF INSURANCE | (40,886,381.57) |
| 1500 | - |
| SELF INSURANCE | - |
| 480200 | - |
| GAIN/LOSS ON SALE OF ASSETS | - |
| 2201 | (40,886,381.57) |
| SELF INSURANCE | (40,886,381.57) |
| 430240 | (1,628,696.46) |
| EMPLOYEE/RETIREE FUNDING | (1,628,696.46) |
| 430242 | (340,888.46) |
| COBRA FUNDING | (340,888.46) |
| 430244 | (44,024.03) |
| THIRD PARTY REIMBURSEMENT | (44,024.03) |
| 430246 | (3,398,695.87) |
| STOP LOSS REIMBURSEMENT | (3,398,695.87) |
| 430248 | (1,133,728.21) |
| RX REBATES | (1,133,728.21) |
| MEDICAL CLAIMS REFUNDS | (66,039.33) |
| 430252 | (974.06) |
| COBRA ADMINISTRATION FEE | (974.06) |
| CONTRACT FUNDING | (280,086.71) |
| 430256 | (1,030,053.27) |
| OPERATING SUBSIDY | (1,030,053.27) |
| 430260 | (182,110.00) |
| EMPLOYEE CONTRIBUTION-EMPLOYEE ONLY | (182,110.00) |
| 430262 | (365,840.00) |
| EMPLOYEE CONTRIBUTION-EMPLOYEE AND SPOUSE | (365,840.00) |
| EMPLOYEE CONTRIBUTION-EMPLOYEE AND CHILD | (394,415.00) |
| 430266 | (1,131,610.00) |

| | |
|---|---|
| EMPLOYEE CONTRIBUTION-EMPLOYEE AND FAMILY | (1,131,610.00) |
| SUPPLEMENTAL LIFE EMPLOYEE PREMIUM | (266,280.95) |
| 430270 | (5,738.24) |
| DEPENDENT LIFE EMPLOYEE PREMIUM | (5,738.24) |
| 450328 | (3,000.00) |
| SALE OF ASSETS | (3,000.00) |
| 501 | (1,668,247.14) |
| WORKERS' COMPENSATION | (1,668,247.14) |
| 2203 | (1,668,247.14) |
| WORKERS COMPENSATION | (1,668,247.14) |
| 430232 | (1,350,000.00) |
| COUNTY FUNDING | (1,350,000.00) |
| 430244 | (46,504.71) |
| THIRD PARTY REIMBURSEMENT | (46,504.71) |
| 430254 | (271,742.43) |
| CONTRACT FUNDING | (271,742.43) |
| 502 | (2,167,333.89) |
| PROPERTY/CASUALTY | (2,167,333.89) |
| 2202 | (95,779.52) |
| PROPERTY/CASUALTY | (95,779.52) |
| 430244 | (95,779.52) |
| THIRD PARTY REIMBURSEMENT | (95,779.52) |
| 2203 | (2,071,554.37) |
| WORKERS COMPENSATION | (2,071,554.37) |
| COUNTY FUNDING | (2,000,000.00) |
| 430244 | (71,554.37) |
| THIRD PARTY REIMBURSEMENT | (71,554.37) |
| 999 | - |
| DEFAULT ZONE FUND | - |
| 1903 | - |
| CAPITAL ROAD PROJECTS | - |
| 450320 | - |
| MISCELLANEOUS | - |
| (blank) | |
| (blank) | |
| (blank) | |
| (blank) | |
| (blank) | |
| 222 | (25,302,982.02) |
| JAIL PASS THRU | (25,302,982.02) |
| 6601 | (25,302,982.02) |
| SHERIFF JAIL | (25,302,982.02) |
| 420108 | (25,302,982.02) |
| FEDERAL INMATE HOUSING | (25,302,982.02) |

# MONTGOMERY COUNTY, TEXAS

REPORT OF EXPENDITURES

For Year Ended September 30, 2020

March 3, 2021

| | Sum of NetTransactionAmount |
|---|---|
| 100 | 210,517,374.92 |
| GENERAL OPERATIONS | 210,517,374.92 |
| 1100 | 8,751,073.93 |
| GENERAL FUND | 8,751,073.93 |
| 730110 | (0.00) |
| POSTAGE | (0.00) |
| 740570 | - |
| ADVERTISING | - |
| 740660 | - |
| EQUIPMENT RENTAL | - |
| 740970 | - |
| FREIGHT AND HANDLING | - |
| 770100 | 8,751,073.93 |
| TRANSFERS OUT | 8,751,073.93 |
| 790100 | - |
| REIMBURSEMENTS CLEARING | - |
| 2000 | 542,020.75 |
| COUNTY JUDGE | 542,020.75 |
| 710100 | 154,997.89 |
| SALARY/OFFICIAL-DEPARTMENT HEAD | 154,997.89 |
| 710110 | 218,494.67 |
| SALARY/REGULAR | 218,494.67 |
| 710130 | 4,157.93 |
| SALARY/OVERTIME | 4,157.93 |
| 710140 | 1,934.60 |
| SALARY/CELL PHONE ALLOWANCE | 1,934.60 |
| 720100 | 27,236.74 |
| SOCIAL SECURITY | 27,236.74 |
| 720110 | 45,861.45 |
| EMPLOYEE INSURANCE | 45,861.45 |
| 720120 | 46,565.85 |
| RETIREMENT | 46,565.85 |
| 720140 | 414.72 |
| STATE UNEMPLOYMENT TAX | 414.72 |
| 730100 | 4,473.08 |
| OFFICE SUPPLIES | 4,473.08 |
| 730370 | 52.00 |
| PERIODICALS | 52.00 |
| 740530 | 455.88 |
| MOBILE PHONE AND DATA | 455.88 |
| 740656 | 3.98 |
| RENT AND LEASES | 3.98 |
| 740660 | 2,828.86 |
| EQUIPMENT RENTAL | 2,828.86 |
| 740720 | 34,670.75 |
| INDIGENT INTERMENT | 34,670.75 |
| 790100 | (127.65) |
| REIMBURSEMENTS CLEARING | (127.65) |

| | |
|---|---|
| 2100 | 625,345.81 |
| HUMAN RESOURCES | 625,345.81 |
| 710100 | 140,167.55 |
| SALARY/OFFICIAL-DEPARTMENT HEAD | 140,167.55 |
| 710110 | 280,289.63 |
| SALARY/REGULAR | 280,289.63 |
| 710140 | 967.31 |
| SALARY/CELL PHONE ALLOWANCE | 967.31 |
| 720100 | 31,215.05 |
| SOCIAL SECURITY | 31,215.05 |
| 720110 | 70,724.82 |
| EMPLOYEE INSURANCE | 70,724.82 |
| 720120 | 51,709.03 |
| RETIREMENT | 51,709.03 |
| 720140 | 864.00 |
| STATE UNEMPLOYMENT TAX | 864.00 |
| 730100 | 6,737.19 |
| OFFICE SUPPLIES | 6,737.19 |
| 740120 | 126.00 |
| MEDICAL SERVICES | 126.00 |
| 740510 | 802.85 |
| PROFESSIONAL DEVELOPMENT | 802.85 |
| 740512 | 28,156.91 |
| PROFESSIONAL SERVICES | 28,156.91 |
| 740516 | 3,400.00 |
| PROFESSIONAL SERVICES-URINALYSIS | 3,400.00 |
| 740640 | 5,559.70 |
| CONTRACT SERVICES | 5,559.70 |
| 740660 | 3,712.62 |
| EQUIPMENT RENTAL | 3,712.62 |
| 740680 | 885.00 |
| MEMBERSHIP/ASSOCIATION DUES | 885.00 |
| 730101 | 28.15 |
| FOOD SUPPLIES | 28.15 |
| 2101 | 1,406.64 |
| CIVIL SERVICE | 1,406.64 |
| 730100 | 706.64 |
| OFFICE SUPPLIES | 706.64 |
| 740512 | 700.00 |
| PROFESSIONAL SERVICES | 700.00 |
| 2200 | 913,399.00 |
| RISK MANAGEMENT | 913,399.00 |
| 710100 | 123,468.01 |
| SALARY/OFFICIAL-DEPARTMENT HEAD | 123,468.01 |
| 710110 | 455,851.54 |
| SALARY/REGULAR | 455,851.54 |
| 710140 | 1,001.90 |
| SALARY/CELL PHONE ALLOWANCE | 1,001.90 |
| 720100 | 43,215.89 |
| SOCIAL SECURITY | 43,215.89 |
| 720110 | 100,712.17 |
| EMPLOYEE INSURANCE | 100,712.17 |
| 720120 | 71,207.94 |
| RETIREMENT | 71,207.94 |
| 720140 | 1,317.25 |

| | |
|---|---|
| STATE UNEMPLOYMENT TAX | 1,317.25 |
| 730100 | 11,941.92 |
| OFFICE SUPPLIES | 11,941.92 |
| 730240 | 62.30 |
| FUEL | 62.30 |
| 730310 | 112.30 |
| UNIFORMS | 112.30 |
| 730390 | 98.37 |
| MEDICAL SUPPLIES | 98.37 |
| 740110 | 765.00 |
| IT SOFTWARE MAINTENANCE | 765.00 |
| 740120 | 4,648.39 |
| MEDICAL SERVICES | 4,648.39 |
| 740140 | 3,809.61 |
| VEHICLE MAINTENANCE | 3,809.61 |
| 740510 | 3,378.00 |
| PROFESSIONAL DEVELOPMENT | 3,378.00 |
| 740512 | 25,090.14 |
| PROFESSIONAL SERVICES | 25,090.14 |
| 740530 | 2,055.43 |
| MOBILE PHONE AND DATA | 2,055.43 |
| 740540 | 2,059.26 |
| TRAVEL EXPENSE | 2,059.26 |
| 740550 | 12,595.83 |
| SAFETY PROGRAM | 12,595.83 |
| 740640 | 131.22 |
| CONTRACT SERVICES | 131.22 |
| 740660 | 4,954.20 |
| EQUIPMENT RENTAL | 4,954.20 |
| 740680 | 985.00 |
| MEMBERSHIP/ASSOCIATION DUES | 985.00 |
| 740700 | 21,880.00 |
| INSURANCE/BOND PREMIUMS | 21,880.00 |
| 740952 | - |
| BONDS-SURETY | - |
| 750400 | 22,061.00 |
| CAPITAL OUTLAY-FURNITURE FIXTURES AND EQUIPMENT | 22,061.00 |
| 790100 | (34.55) |
| REIMBURSEMENTS CLEARING | (34.55) |
| 730101 | 30.88 |
| FOOD SUPPLIES | 30.88 |
| 2300 | 2,425,242.20 |
| COUNTY CLERK | 2,425,242.20 |
| 710100 | 133,425.34 |
| SALARY/OFFICIAL-DEPARTMENT HEAD | 133,425.34 |
| 710110 | 1,520,167.64 |
| SALARY/REGULAR | 1,520,167.64 |
| 710130 | 13.08 |
| SALARY/OVERTIME | 13.08 |
| 720100 | 122,019.66 |
| SOCIAL SECURITY | 122,019.66 |
| 720110 | 398,247.74 |
| EMPLOYEE INSURANCE | 398,247.74 |
| 720120 | 202,898.59 |
| RETIREMENT | 202,898.59 |

| | |
|---|---|
| 720140 | 5,080.05 |
| STATE UNEMPLOYMENT TAX | 5,080.05 |
| 730100 | 7,672.88 |
| OFFICE SUPPLIES | 7,672.88 |
| 730120 | 658.00 |
| BOOK SUPPLEMENTS | 658.00 |
| 730170 | 11,744.12 |
| BIRTH CERTIFICATES | 11,744.12 |
| 730210 | 1,802.62 |
| DATA PROCESSING SUPPLIES | 1,802.62 |
| 740110 | 69.95 |
| IT SOFTWARE MAINTENANCE | 69.95 |
| 740510 | 1,525.00 |
| PROFESSIONAL DEVELOPMENT | 1,525.00 |
| 740512 | 2,475.23 |
| PROFESSIONAL SERVICES | 2,475.23 |
| 740540 | 1,403.42 |
| TRAVEL EXPENSE | 1,403.42 |
| 740580 | 1,584.00 |
| PRINTING | 1,584.00 |
| 740640 | 2,253.11 |
| CONTRACT SERVICES | 2,253.11 |
| 740660 | 12,206.07 |
| EQUIPMENT RENTAL | 12,206.07 |
| 790100 | (4.30) |
| REIMBURSEMENTS CLEARING | (4.30) |
| 2302 | 402,152.41 |
| COURT COLLECTIONS | 402,152.41 |
| 710110 | 246,627.64 |
| SALARY/REGULAR | 246,627.64 |
| 720100 | 17,911.58 |
| SOCIAL SECURITY | 17,911.58 |
| 720110 | 59,760.11 |
| EMPLOYEE INSURANCE | 59,760.11 |
| 720120 | 30,261.23 |
| RETIREMENT | 30,261.23 |
| 720140 | 888.80 |
| STATE UNEMPLOYMENT TAX | 888.80 |
| 730100 | 2,962.61 |
| OFFICE SUPPLIES | 2,962.61 |
| 730110 | 11,547.20 |
| POSTAGE | 11,547.20 |
| 740512 | 11,065.75 |
| PROFESSIONAL SERVICES | 11,065.75 |
| 740640 | 18,199.33 |
| CONTRACT SERVICES | 18,199.33 |
| 740660 | 2,828.16 |
| EQUIPMENT RENTAL | 2,828.16 |
| 740680 | 100.00 |
| MEMBERSHIP/ASSOCIATION DUES | 100.00 |
| 2400 | 305,299.02 |
| VETERANS SERVICE | 305,299.02 |
| 710100 | 86,945.10 |
| SALARY/OFFICIAL-DEPARTMENT HEAD | 86,945.10 |
| 710110 | 126,600.92 |

| | |
|---|---|
| SALARY/REGULAR | 126,600.92 |
| 720100 | 15,556.37 |
| SOCIAL SECURITY | 15,556.37 |
| 720110 | 40,126.78 |
| EMPLOYEE INSURANCE | 40,126.78 |
| 720120 | 26,202.28 |
| RETIREMENT | 26,202.28 |
| 720140 | 629.86 |
| STATE UNEMPLOYMENT TAX | 629.86 |
| 730100 | 1,528.93 |
| OFFICE SUPPLIES | 1,528.93 |
| 740510 | 1,290.00 |
| PROFESSIONAL DEVELOPMENT | 1,290.00 |
| 740540 | 3,959.25 |
| TRAVEL EXPENSE | 3,959.25 |
| 740620 | 143.91 |
| ELECTRICITY | 143.91 |
| 740660 | 2,315.62 |
| EQUIPMENT RENTAL | 2,315.62 |
| 2500 | 1,423,804.12 |
| ELECTIONS ADMINISTRATOR | 1,423,804.12 |
| 710100 | 90,015.86 |
| SALARY/OFFICIAL-DEPARTMENT HEAD | 90,015.86 |
| 710110 | 758,380.59 |
| SALARY/REGULAR | 758,380.59 |
| 710130 | 69,409.58 |
| SALARY/OVERTIME | 69,409.58 |
| 720100 | 68,372.46 |
| SOCIAL SECURITY | 68,372.46 |
| 720110 | 126,729.26 |
| EMPLOYEE INSURANCE | 126,729.26 |
| 720120 | 84,637.92 |
| RETIREMENT | 84,637.92 |
| 720140 | 8,366.98 |
| STATE UNEMPLOYMENT TAX | 8,366.98 |
| 730100 | 41,408.56 |
| OFFICE SUPPLIES | 41,408.56 |
| 730210 | 13,278.52 |
| DATA PROCESSING SUPPLIES | 13,278.52 |
| 730220 | 489.17 |
| REPLACEMENTS | 489.17 |
| 730240 | 50.50 |
| FUEL | 50.50 |
| 730250 | 152.71 |
| SHOP SUPPLIES | 152.71 |
| 730320 | 1,775.62 |
| IT HARDWARE | 1,775.62 |
| 730330 | 52.99 |
| IT SOFTWARE | 52.99 |
| 740140 | 232.36 |
| VEHICLE MAINTENANCE | 232.36 |
| 740512 | 98,501.09 |
| PROFESSIONAL SERVICES | 98,501.09 |
| 740530 | 8,029.72 |
| MOBILE PHONE AND DATA | 8,029.72 |

| | |
|---|---|
| 740540 | 5,295.65 |
| TRAVEL EXPENSE | 5,295.65 |
| 740580 | 29,843.60 |
| PRINTING | 29,843.60 |
| 740620 | 15,445.27 |
| ELECTRICITY | 15,445.27 |
| 740628 | 1,920.00 |
| TELEPHONE-FIBER OPTIC-RESTRICTED | 1,920.00 |
| 740640 | 243.55 |
| CONTRACT SERVICES | 243.55 |
| 740656 | 300.00 |
| RENT AND LEASES | 300.00 |
| 740660 | 533.80 |
| EQUIPMENT RENTAL | 533.80 |
| 740970 | 341.00 |
| FREIGHT AND HANDLING | 341.00 |
| 790100 | (2.64) |
| REIMBURSEMENTS CLEARING | (2.64) |
| 740627 | - |
| TELEPHONE-RESTRICTED | - |
| 2501 | 131,412.95 |
| VOTER REGISTRATION | 131,412.95 |
| 710110 | 57,602.54 |
| SALARY/REGULAR | 57,602.54 |
| 710130 | 1,240.89 |
| SALARY/OVERTIME | 1,240.89 |
| 720100 | 4,501.53 |
| SOCIAL SECURITY | 4,501.53 |
| 720140 | 576.28 |
| STATE UNEMPLOYMENT TAX | 576.28 |
| 730100 | 23,802.41 |
| OFFICE SUPPLIES | 23,802.41 |
| 730210 | 1,934.00 |
| DATA PROCESSING SUPPLIES | 1,934.00 |
| 730320 | 15,403.24 |
| IT HARDWARE | 15,403.24 |
| 740512 | 6,490.00 |
| PROFESSIONAL SERVICES | 6,490.00 |
| 740530 | 574.12 |
| MOBILE PHONE AND DATA | 574.12 |
| 740540 | 536.44 |
| TRAVEL EXPENSE | 536.44 |
| 740580 | 10,543.50 |
| PRINTING | 10,543.50 |
| 750400 | 8,208.00 |
| CAPITAL OUTLAY-FURNITURE FIXTURES AND EQUIPMENT | 8,208.00 |
| 2600 | 12,827,611.64 |
| INFORMATION TECHNOLOGY | 12,827,611.64 |
| 710100 | 129,893.06 |
| SALARY/OFFICIAL-DEPARTMENT HEAD | 129,893.06 |
| 710110 | 2,494,272.98 |
| SALARY/REGULAR | 2,494,272.98 |
| 710140 | 6,291.92 |
| SALARY/CELL PHONE ALLOWANCE | 6,291.92 |
| 720100 | 196,224.95 |

| | |
|---|---|
| SOCIAL SECURITY | 196,224.95 |
| 720110 | 383,809.88 |
| EMPLOYEE INSURANCE | 383,809.88 |
| 720120 | 322,778.94 |
| RETIREMENT | 322,778.94 |
| 720140 | 5,352.81 |
| STATE UNEMPLOYMENT TAX | 5,352.81 |
| 730100 | 68,757.80 |
| OFFICE SUPPLIES | 68,757.80 |
| 730110 | 9,827.43 |
| POSTAGE | 9,827.43 |
| 730210 | 1,199.94 |
| DATA PROCESSING SUPPLIES | 1,199.94 |
| 730220 | 799.77 |
| REPLACEMENTS | 799.77 |
| 730240 | 3,467.80 |
| FUEL | 3,467.80 |
| 730320 | 430,923.42 |
| IT HARDWARE | 430,923.42 |
| 730330 | 1,484,523.95 |
| IT SOFTWARE | 1,484,523.95 |
| 730332 | 676,814.23 |
| TELEPHONE-REPAIRS/REPLACEMENT-RESTRICTED | 676,814.23 |
| 740110 | 2,127,103.77 |
| IT SOFTWARE MAINTENANCE | 2,127,103.77 |
| 740140 | 1,263.79 |
| VEHICLE MAINTENANCE | 1,263.79 |
| 740420 | 4,474.50 |
| COURIER SERVICE | 4,474.50 |
| 740510 | 11,658.28 |
| PROFESSIONAL DEVELOPMENT | 11,658.28 |
| 740512 | 416,840.88 |
| PROFESSIONAL SERVICES | 416,840.88 |
| 740530 | 28,514.66 |
| MOBILE PHONE AND DATA | 28,514.66 |
| 740540 | 2,131.68 |
| TRAVEL EXPENSE | 2,131.68 |
| 740620 | 190.00 |
| ELECTRICITY | 190.00 |
| 740628 | 641,273.46 |
| TELEPHONE-FIBER OPTIC-RESTRICTED | 641,273.46 |
| 740660 | 1,720.44 |
| EQUIPMENT RENTAL | 1,720.44 |
| 740662 | 359,496.37 |
| LEASE TO PURCHASE | 359,496.37 |
| 740680 | 350.00 |
| MEMBERSHIP/ASSOCIATION DUES | 350.00 |
| 750400 | 1,980,819.46 |
| CAPITAL OUTLAY-FURNITURE FIXTURES AND EQUIPMENT | 1,980,819.46 |
| 750500 | 205,465.78 |
| CAPITAL OUTLAY-INTANGIBLES | 205,465.78 |
| 750600 | 106,816.30 |
| CAPITAL OUTLAY-VEHICLES | 106,816.30 |
| 750800 | 576,967.28 |
| MAJOR PROJECTS | 576,967.28 |

| | |
|---|---|
| 790100 | (56,199.53) |
| REIMBURSEMENTS CLEARING | (56,199.53) |
| 740260 | 34.04 |
| INTEREST ON CREDIT CARDS | 34.04 |
| 740627 | 199,399.35 |
| TELEPHONE-RESTRICTED | 199,399.35 |
| 740100 | 4,352.25 |
| IT HARDWARE MAINTENANCE | 4,352.25 |
| 2700 | 3,584,625.80 |
| DISTRICT CLERK | 3,584,625.80 |
| 710100 | 133,425.34 |
| SALARY/OFFICIAL-DEPARTMENT HEAD | 133,425.34 |
| 710110 | 2,274,561.96 |
| SALARY/REGULAR | 2,274,561.96 |
| 720100 | 177,314.03 |
| SOCIAL SECURITY | 177,314.03 |
| 720110 | 658,872.00 |
| EMPLOYEE INSURANCE | 658,872.00 |
| 720120 | 295,460.48 |
| RETIREMENT | 295,460.48 |
| 720140 | 8,911.83 |
| STATE UNEMPLOYMENT TAX | 8,911.83 |
| 730100 | 11,767.53 |
| OFFICE SUPPLIES | 11,767.53 |
| 730110 | 404.20 |
| POSTAGE | 404.20 |
| 730320 | 1,836.32 |
| IT HARDWARE | 1,836.32 |
| 740510 | 1,030.00 |
| PROFESSIONAL DEVELOPMENT | 1,030.00 |
| 740540 | 1,346.55 |
| TRAVEL EXPENSE | 1,346.55 |
| 740580 | 750.00 |
| PRINTING | 750.00 |
| 740640 | 288.91 |
| CONTRACT SERVICES | 288.91 |
| 740660 | 18,852.41 |
| EQUIPMENT RENTAL | 18,852.41 |
| 740680 | 50.00 |
| MEMBERSHIP/ASSOCIATION DUES | 50.00 |
| 790100 | (450.00) |
| REIMBURSEMENTS CLEARING | (450.00) |
| 740100 | 204.24 |
| IT HARDWARE MAINTENANCE | 204.24 |
| 2800 | 3,540,466.72 |
| COUNTY ATTORNEY | 3,540,466.72 |
| 710100 | 184,399.69 |
| SALARY/OFFICIAL-DEPARTMENT HEAD | 184,399.69 |
| 710110 | 2,273,246.21 |
| SALARY/REGULAR | 2,273,246.21 |
| 710130 | 403.00 |
| SALARY/OVERTIME | 403.00 |
| 710140 | 2,508.25 |
| SALARY/CELL PHONE ALLOWANCE | 2,508.25 |
| 720100 | 183,757.63 |

| | |
|---|---|
| SOCIAL SECURITY | 183,757.63 |
| 720110 | 308,280.17 |
| EMPLOYEE INSURANCE | 308,280.17 |
| 720120 | 308,513.15 |
| RETIREMENT | 308,513.15 |
| 720140 | 4,449.45 |
| STATE UNEMPLOYMENT TAX | 4,449.45 |
| 730100 | 14,139.25 |
| OFFICE SUPPLIES | 14,139.25 |
| 730120 | 27,012.36 |
| BOOK SUPPLEMENTS | 27,012.36 |
| 730330 | 25.56 |
| IT SOFTWARE | 25.56 |
| 740220 | 203,559.30 |
| LEGAL/LITIGATION COSTS | 203,559.30 |
| 740420 | 233.90 |
| COURIER SERVICE | 233.90 |
| 740504 | 9,624.86 |
| ONLINE SERVICES | 9,624.86 |
| 740510 | 8,297.94 |
| PROFESSIONAL DEVELOPMENT | 8,297.94 |
| 740540 | 2,005.84 |
| TRAVEL EXPENSE | 2,005.84 |
| 740580 | 1,430.19 |
| PRINTING | 1,430.19 |
| 740640 | 150.72 |
| CONTRACT SERVICES | 150.72 |
| 740660 | 7,489.43 |
| EQUIPMENT RENTAL | 7,489.43 |
| 740680 | 770.00 |
| MEMBERSHIP/ASSOCIATION DUES | 770.00 |
| 740970 | 241.55 |
| FREIGHT AND HANDLING | 241.55 |
| 790100 | (71.73) |
| REIMBURSEMENTS CLEARING | (71.73) |
| 740450 | - |
| SERVICE/CITATIONS | - |
| 2801 | 51,447.04 |
| COUNTY ATTORNEY STATE FUNDS | 51,447.04 |
| 710150 | 35,265.00 |
| SALARY/SPECIAL PAY | 35,265.00 |
| 730100 | 2,104.50 |
| OFFICE SUPPLIES | 2,104.50 |
| 740220 | (1,274.94) |
| LEGAL/LITIGATION COSTS | (1,274.94) |
| 740230 | 25.00 |
| LITIGATION EXPENSES | 25.00 |
| 740470 | 20.00 |
| EXPERT WITNESS | 20.00 |
| 740484 | 1,353.34 |
| COURT REPORTER TRANSCRIPT | 1,353.34 |
| 740504 | 2,970.99 |
| ONLINE SERVICES | 2,970.99 |
| 740510 | 3,173.20 |
| PROFESSIONAL DEVELOPMENT | 3,173.20 |

| | |
|---|---|
| 740540 | 479.00 |
| TRAVEL EXPENSE | 479.00 |
| 740680 | 4,566.00 |
| MEMBERSHIP/ASSOCIATION DUES | 4,566.00 |
| 740690 | 1,650.00 |
| COURT COST | 1,650.00 |
| 740450 | 1,114.95 |
| SERVICE/CITATIONS | 1,114.95 |
| 3000 | 3,191,718.95 |
| BUILDING CUSTODIAL SERVICES | 3,191,718.95 |
| 710100 | 107,614.79 |
| SALARY/OFFICIAL-DEPARTMENT HEAD | 107,614.79 |
| 710110 | 1,801,499.53 |
| SALARY/REGULAR | 1,801,499.53 |
| 710130 | 98,875.20 |
| SALARY/OVERTIME | 98,875.20 |
| 720100 | 149,963.89 |
| SOCIAL SECURITY | 149,963.89 |
| 720110 | 386,963.55 |
| EMPLOYEE INSURANCE | 386,963.55 |
| 720120 | 247,120.93 |
| RETIREMENT | 247,120.93 |
| 720140 | 10,121.06 |
| STATE UNEMPLOYMENT TAX | 10,121.06 |
| 730100 | 11,806.97 |
| OFFICE SUPPLIES | 11,806.97 |
| 730140 | 231,287.94 |
| JANITOR SUPPLIES | 231,287.94 |
| 730220 | 9,073.63 |
| REPLACEMENTS | 9,073.63 |
| 730240 | 4,378.52 |
| FUEL | 4,378.52 |
| 730250 | 2,493.50 |
| SHOP SUPPLIES | 2,493.50 |
| 730260 | 2,592.70 |
| VEHICLE SUPPLIES | 2,592.70 |
| 730310 | 9,423.16 |
| UNIFORMS | 9,423.16 |
| 730390 | (1,797.20) |
| MEDICAL SUPPLIES | (1,797.20) |
| 740140 | 24,498.69 |
| VEHICLE MAINTENANCE | 24,498.69 |
| 740510 | 2,148.00 |
| PROFESSIONAL DEVELOPMENT | 2,148.00 |
| 740512 | 52,576.69 |
| PROFESSIONAL SERVICES | 52,576.69 |
| 740530 | 8,383.39 |
| MOBILE PHONE AND DATA | 8,383.39 |
| 740540 | 1,459.01 |
| TRAVEL EXPENSE | 1,459.01 |
| 740622 | 168.00 |
| GAS | 168.00 |
| 740660 | 2,187.97 |
| EQUIPMENT RENTAL | 2,187.97 |
| 740680 | 60.00 |

| | |
|---|---|
| MEMBERSHIP/ASSOCIATION DUES | 60.00 |
| 750400 | 4,018.00 |
| CAPITAL OUTLAY-FURNITURE FIXTURES AND EQUIPMENT | 4,018.00 |
| 750600 | 26,940.00 |
| CAPITAL OUTLAY-VEHICLES | 26,940.00 |
| 790100 | (2,138.97) |
| REIMBURSEMENTS CLEARING | (2,138.97) |
| 3100 | 7,115,204.25 |
| BUILDING MAINTENANCE/CONSTRUCTION | 7,115,204.25 |
| 710100 | 126,881.43 |
| SALARY/OFFICIAL-DEPARTMENT HEAD | 126,881.43 |
| 710110 | 2,361,922.31 |
| SALARY/REGULAR | 2,361,922.31 |
| 710130 | 129,970.66 |
| SALARY/OVERTIME | 129,970.66 |
| 720100 | 195,852.53 |
| SOCIAL SECURITY | 195,852.53 |
| 720110 | 539,155.67 |
| EMPLOYEE INSURANCE | 539,155.67 |
| 720120 | 323,613.33 |
| RETIREMENT | 323,613.33 |
| 720140 | 6,679.22 |
| STATE UNEMPLOYMENT TAX | 6,679.22 |
| 730100 | 56,689.56 |
| OFFICE SUPPLIES | 56,689.56 |
| 730140 | 166.60 |
| JANITOR SUPPLIES | 166.60 |
| 730220 | 939,192.36 |
| REPLACEMENTS | 939,192.36 |
| 730240 | 74,875.43 |
| FUEL | 74,875.43 |
| 730250 | 537.32 |
| SHOP SUPPLIES | 537.32 |
| 730262 | 200.21 |
| RADIO SUPPLIES | 200.21 |
| 730310 | 7,984.47 |
| UNIFORMS | 7,984.47 |
| 740140 | 25,738.19 |
| VEHICLE MAINTENANCE | 25,738.19 |
| 740150 | 53,677.15 |
| LANDSCAPE MAINTENANCE | 53,677.15 |
| 740510 | 3,945.95 |
| PROFESSIONAL DEVELOPMENT | 3,945.95 |
| 740512 | 177,592.52 |
| PROFESSIONAL SERVICES | 177,592.52 |
| 740530 | 13,278.93 |
| MOBILE PHONE AND DATA | 13,278.93 |
| 740620 | 1,416,011.54 |
| ELECTRICITY | 1,416,011.54 |
| 740622 | 29,179.77 |
| GAS | 29,179.77 |
| 740624 | 286,084.53 |
| WATER AND SEWER | 286,084.53 |
| 740640 | 127,644.81 |
| CONTRACT SERVICES | 127,644.81 |

| | |
|---|---|
| 740660 | 8,492.93 |
| EQUIPMENT RENTAL | 8,492.93 |
| 750600 | 206,843.32 |
| CAPITAL OUTLAY-VEHICLES | 206,843.32 |
| 750800 | 3,442.05 |
| MAJOR PROJECTS | 3,442.05 |
| 790100 | (448.54) |
| REIMBURSEMENTS CLEARING | (448.54) |
| 3200 | 4,103,977.12 |
| OTHER | 4,103,977.12 |
| 740210 | 158,643.75 |
| PSYCHOLOGICAL/PSYCHIATRIC SERVICE | 158,643.75 |
| 740500 | 2,531,019.37 |
| ECONOMIC DEVELOPMENT | 2,531,019.37 |
| 740640 | 1,411,873.00 |
| CONTRACT SERVICES | 1,411,873.00 |
| 740690 | 2,441.00 |
| COURT COST | 2,441.00 |
| 3210 | 12,606,263.28 |
| NON-DEPARTMENTAL | 12,606,263.28 |
| 720110 | 3,946,110.00 |
| EMPLOYEE INSURANCE | 3,946,110.00 |
| 720130 | 1,350,000.00 |
| WORKERS COMPENSATION | 1,350,000.00 |
| 720140 | 14,921.04 |
| STATE UNEMPLOYMENT TAX | 14,921.04 |
| 730100 | 6,419.49 |
| OFFICE SUPPLIES | 6,419.49 |
| 730110 | 544,000.43 |
| POSTAGE | 544,000.43 |
| 740210 | - |
| PSYCHOLOGICAL/PSYCHIATRIC SERVICE | - |
| 740400 | 60,000.00 |
| AUDIT | 60,000.00 |
| 740420 | 157.06 |
| COURIER SERVICE | 157.06 |
| 740502 | 2,142,767.28 |
| CENTRAL APPRAISAL DISTRICT | 2,142,767.28 |
| 740512 | 232,747.79 |
| PROFESSIONAL SERVICES | 232,747.79 |
| 740570 | 24,155.24 |
| ADVERTISING | 24,155.24 |
| 740640 | 278,926.81 |
| CONTRACT SERVICES | 278,926.81 |
| 740642 | 15,000.00 |
| SOIL CONSERVATION | 15,000.00 |
| 740662 | 1,959,354.53 |
| LEASE TO PURCHASE | 1,959,354.53 |
| 740680 | 25,559.84 |
| MEMBERSHIP/ASSOCIATION DUES | 25,559.84 |
| 740690 | - |
| COURT COST | - |
| 740700 | 2,000,000.00 |
| INSURANCE/BOND PREMIUMS | 2,000,000.00 |
| 740970 | 521.87 |

| | |
|---|---|
| FREIGHT AND HANDLING | 521.87 |
| 730410 | 5,621.90 |
| INVOICE TOLERANCE* | 5,621.90 |
| 3220 | 171,174.52 |
| ALTERNATE DISPUTE RESOLUTION | 171,174.52 |
| 740512 | 171,174.52 |
| PROFESSIONAL SERVICES | 171,174.52 |
| 3230 | 122,228.68 |
| DEPARTMENT OF PUBLIC SAFETY | 122,228.68 |
| 710110 | 82,139.38 |
| SALARY/REGULAR | 82,139.38 |
| 720100 | 6,155.79 |
| SOCIAL SECURITY | 6,155.79 |
| 720110 | 23,567.20 |
| EMPLOYEE INSURANCE | 23,567.20 |
| 720120 | 10,078.31 |
| RETIREMENT | 10,078.31 |
| 720140 | 288.00 |
| STATE UNEMPLOYMENT TAX | 288.00 |
| 3240 | 66,000.00 |
| HISTORICAL COMMISSION | 66,000.00 |
| 740504 | 100.00 |
| ONLINE SERVICES | 100.00 |
| 740580 | 690.00 |
| PRINTING | 690.00 |
| 740640 | 65,210.00 |
| CONTRACT SERVICES | 65,210.00 |
| 750800 | - |
| MAJOR PROJECTS | - |
| 3250 | 44,128.62 |
| CHILD WELFARE | 44,128.62 |
| 710120 | 8,195.00 |
| SALARY/OTHER | 8,195.00 |
| 730160 | 10,008.27 |
| CLOTHING | 10,008.27 |
| 730170 | 723.00 |
| BIRTH CERTIFICATES | 723.00 |
| 740120 | 60.00 |
| MEDICAL SERVICES | 60.00 |
| 740512 | 1,290.00 |
| PROFESSIONAL SERVICES | 1,290.00 |
| 740560 | 2,323.88 |
| TRANSPORTATION | 2,323.88 |
| 740628 | 843.64 |
| TELEPHONE-FIBER OPTIC-RESTRICTED | 843.64 |
| 740770 | 20,137.24 |
| ALLOWANCE | 20,137.24 |
| 740780 | 121.96 |
| FOSTER CARE | 121.96 |
| 740627 | 425.63 |
| TELEPHONE-RESTRICTED | 425.63 |
| 3300 | 1,159,866.21 |
| PURCHASING AGENT | 1,159,866.21 |
| 710100 | 142,741.23 |
| SALARY/OFFICIAL-DEPARTMENT HEAD | 142,741.23 |

| | |
|---|---|
| 710110 | 686,623.20 |
| SALARY/REGULAR | 686,623.20 |
| 710130 | 1,391.45 |
| SALARY/OVERTIME | 1,391.45 |
| 720100 | 61,228.42 |
| SOCIAL SECURITY | 61,228.42 |
| 720110 | 138,434.64 |
| EMPLOYEE INSURANCE | 138,434.64 |
| 720120 | 101,933.47 |
| RETIREMENT | 101,933.47 |
| 720140 | 1,728.68 |
| STATE UNEMPLOYMENT TAX | 1,728.68 |
| 730100 | 14,175.17 |
| OFFICE SUPPLIES | 14,175.17 |
| 730330 | 3,960.00 |
| IT SOFTWARE | 3,960.00 |
| 740140 | 56.80 |
| VEHICLE MAINTENANCE | 56.80 |
| 740510 | 4,970.00 |
| PROFESSIONAL DEVELOPMENT | 4,970.00 |
| 740530 | 579.01 |
| MOBILE PHONE AND DATA | 579.01 |
| 740540 | 742.28 |
| TRAVEL EXPENSE | 742.28 |
| 740580 | 80.00 |
| PRINTING | 80.00 |
| 740680 | 1,394.00 |
| MEMBERSHIP/ASSOCIATION DUES | 1,394.00 |
| 790100 | (172.14) |
| REIMBURSEMENTS CLEARING | (172.14) |
| 3400 | 2,105,329.10 |
| COUNTY AUDITOR | 2,105,329.10 |
| 710100 | 130,923.08 |
| SALARY/OFFICIAL-DEPARTMENT HEAD | 130,923.08 |
| 710110 | 1,354,288.18 |
| SALARY/REGULAR | 1,354,288.18 |
| 710130 | 4,833.54 |
| SALARY/OVERTIME | 4,833.54 |
| 720100 | 109,950.49 |
| SOCIAL SECURITY | 109,950.49 |
| 720110 | 266,447.55 |
| EMPLOYEE INSURANCE | 266,447.55 |
| 720120 | 182,829.13 |
| RETIREMENT | 182,829.13 |
| 720140 | 4,037.32 |
| STATE UNEMPLOYMENT TAX | 4,037.32 |
| 730100 | 18,541.49 |
| OFFICE SUPPLIES | 18,541.49 |
| 730240 | 30.34 |
| FUEL | 30.34 |
| 730260 | 8.43 |
| VEHICLE SUPPLIES | 8.43 |
| 730320 | 961.68 |
| IT HARDWARE | 961.68 |
| 740140 | 2,025.15 |

| | |
|---|---|
| VEHICLE MAINTENANCE | 2,025.15 |
| 740510 | 7,477.00 |
| PROFESSIONAL DEVELOPMENT | 7,477.00 |
| 740512 | 1,895.00 |
| PROFESSIONAL SERVICES | 1,895.00 |
| 740530 | 441.21 |
| MOBILE PHONE AND DATA | 441.21 |
| 740540 | 3,166.75 |
| TRAVEL EXPENSE | 3,166.75 |
| 740640 | 9,500.00 |
| CONTRACT SERVICES | 9,500.00 |
| 740660 | 8,329.09 |
| EQUIPMENT RENTAL | 8,329.09 |
| 740680 | 415.00 |
| MEMBERSHIP/ASSOCIATION DUES | 415.00 |
| 740970 | 30.56 |
| FREIGHT AND HANDLING | 30.56 |
| 790100 | (801.89) |
| REIMBURSEMENTS CLEARING | (801.89) |
| 3500 | 322,958.83 |
| BUDGET OFFICE | 322,958.83 |
| 710100 | 124,978.19 |
| SALARY/OFFICIAL-DEPARTMENT HEAD | 124,978.19 |
| 710110 | 112,689.50 |
| SALARY/REGULAR | 112,689.50 |
| 710140 | 967.31 |
| SALARY/CELL PHONE ALLOWANCE | 967.31 |
| 720100 | 17,891.74 |
| SOCIAL SECURITY | 17,891.74 |
| 720110 | 32,744.31 |
| EMPLOYEE INSURANCE | 32,744.31 |
| 720120 | 29,280.56 |
| RETIREMENT | 29,280.56 |
| 720140 | 441.00 |
| STATE UNEMPLOYMENT TAX | 441.00 |
| 730100 | 472.43 |
| OFFICE SUPPLIES | 472.43 |
| 740510 | 200.00 |
| PROFESSIONAL DEVELOPMENT | 200.00 |
| 740530 | 79.78 |
| MOBILE PHONE AND DATA | 79.78 |
| 740580 | 839.99 |
| PRINTING | 839.99 |
| 740640 | 223.86 |
| CONTRACT SERVICES | 223.86 |
| 740660 | 2,150.16 |
| EQUIPMENT RENTAL | 2,150.16 |
| 3600 | 734,367.06 |
| COUNTY TREASURER | 734,367.06 |
| 710100 | 143,567.08 |
| SALARY/OFFICIAL-DEPARTMENT HEAD | 143,567.08 |
| 710110 | 366,019.48 |
| SALARY/REGULAR | 366,019.48 |
| 710130 | 8,334.65 |
| SALARY/OVERTIME | 8,334.65 |

| | |
|---|---|
| 720100 | 38,134.04 |
| SOCIAL SECURITY | 38,134.04 |
| 720110 | 94,288.56 |
| EMPLOYEE INSURANCE | 94,288.56 |
| 720120 | 63,548.85 |
| RETIREMENT | 63,548.85 |
| 720140 | 1,008.00 |
| STATE UNEMPLOYMENT TAX | 1,008.00 |
| 730100 | 11,021.45 |
| OFFICE SUPPLIES | 11,021.45 |
| 730220 | 293.60 |
| REPLACEMENTS | 293.60 |
| 740510 | 2,580.98 |
| PROFESSIONAL DEVELOPMENT | 2,580.98 |
| 740512 | 2,091.63 |
| PROFESSIONAL SERVICES | 2,091.63 |
| 740540 | 962.56 |
| TRAVEL EXPENSE | 962.56 |
| 740660 | 2,787.96 |
| EQUIPMENT RENTAL | 2,787.96 |
| 740680 | 540.00 |
| MEMBERSHIP/ASSOCIATION DUES | 540.00 |
| 790100 | (811.78) |
| REIMBURSEMENTS CLEARING | (811.78) |
| 3700 | 4,481,191.68 |
| TAX ASSESSOR/COLLECTOR | 4,481,191.68 |
| 710100 | 155,379.92 |
| SALARY/OFFICIAL-DEPARTMENT HEAD | 155,379.92 |
| 710110 | 2,786,321.16 |
| SALARY/REGULAR | 2,786,321.16 |
| 710130 | 206.67 |
| SALARY/OVERTIME | 206.67 |
| 710140 | 967.29 |
| SALARY/CELL PHONE ALLOWANCE | 967.29 |
| 720100 | 216,482.54 |
| SOCIAL SECURITY | 216,482.54 |
| 720110 | 713,001.03 |
| EMPLOYEE INSURANCE | 713,001.03 |
| 720120 | 361,089.26 |
| RETIREMENT | 361,089.26 |
| 720140 | 9,489.36 |
| STATE UNEMPLOYMENT TAX | 9,489.36 |
| 730100 | 57,056.75 |
| OFFICE SUPPLIES | 57,056.75 |
| 730110 | - |
| POSTAGE | - |
| 730210 | 25,362.24 |
| DATA PROCESSING SUPPLIES | 25,362.24 |
| 730320 | - |
| IT HARDWARE | - |
| 740110 | - |
| IT SOFTWARE MAINTENANCE | - |
| 740510 | 5,400.00 |
| PROFESSIONAL DEVELOPMENT | 5,400.00 |
| 740540 | 1,737.52 |

| | |
|---|---|
| TRAVEL EXPENSE | 1,737.52 |
| 740580 | 31,087.58 |
| PRINTING | 31,087.58 |
| 740620 | 19,556.78 |
| ELECTRICITY | 19,556.78 |
| 740640 | 95,384.15 |
| CONTRACT SERVICES | 95,384.15 |
| 740660 | 149.43 |
| EQUIPMENT RENTAL | 149.43 |
| 740680 | 3,170.00 |
| MEMBERSHIP/ASSOCIATION DUES | 3,170.00 |
| 790100 | (650.00) |
| REIMBURSEMENTS CLEARING | (650.00) |
| 740100 | - |
| IT HARDWARE MAINTENANCE | - |
| 3701 | 10,926.20 |
| TAC SPECIAL INVENTORY TAX | 10,926.20 |
| 730100 | 5,570.00 |
| OFFICE SUPPLIES | 5,570.00 |
| 740510 | 2,190.00 |
| PROFESSIONAL DEVELOPMENT | 2,190.00 |
| 740540 | 3,166.20 |
| TRAVEL EXPENSE | 3,166.20 |
| 4000 | 2,024,943.78 |
| ENVIRONMENTAL HEALTH | 2,024,943.78 |
| 710100 | 128,418.17 |
| SALARY/OFFICIAL-DEPARTMENT HEAD | 128,418.17 |
| 710110 | 1,301,821.81 |
| SALARY/REGULAR | 1,301,821.81 |
| 720100 | 103,942.32 |
| SOCIAL SECURITY | 103,942.32 |
| 720110 | 247,981.34 |
| EMPLOYEE INSURANCE | 247,981.34 |
| 720120 | 175,509.61 |
| RETIREMENT | 175,509.61 |
| 720140 | 3,024.56 |
| STATE UNEMPLOYMENT TAX | 3,024.56 |
| 730100 | 9,539.28 |
| OFFICE SUPPLIES | 9,539.28 |
| 730240 | 3,197.76 |
| FUEL | 3,197.76 |
| 740140 | 1,372.45 |
| VEHICLE MAINTENANCE | 1,372.45 |
| 740510 | 690.00 |
| PROFESSIONAL DEVELOPMENT | 690.00 |
| 740528 | 26,035.40 |
| PROFESSIONAL SERVICES-STORMWATER | 26,035.40 |
| 740530 | 11,127.98 |
| MOBILE PHONE AND DATA | 11,127.98 |
| 740540 | 3,070.56 |
| TRAVEL EXPENSE | 3,070.56 |
| 740580 | 3,696.00 |
| PRINTING | 3,696.00 |
| 740660 | 3,253.54 |
| EQUIPMENT RENTAL | 3,253.54 |

| | |
|---|---|
| 740680 | 2,263.00 |
| MEMBERSHIP/ASSOCIATION DUES | 2,263.00 |
| 4001 | 500,906.19 |
| PERMITS | 500,906.19 |
| 710100 | 98,447.55 |
| SALARY/OFFICIAL-DEPARTMENT HEAD | 98,447.55 |
| 710110 | 238,365.90 |
| SALARY/REGULAR | 238,365.90 |
| 710140 | 967.31 |
| SALARY/CELL PHONE ALLOWANCE | 967.31 |
| 720100 | 24,894.70 |
| SOCIAL SECURITY | 24,894.70 |
| 720110 | 82,512.29 |
| EMPLOYEE INSURANCE | 82,512.29 |
| 720120 | 41,445.71 |
| RETIREMENT | 41,445.71 |
| 720140 | 1,008.00 |
| STATE UNEMPLOYMENT TAX | 1,008.00 |
| 730100 | 8,393.10 |
| OFFICE SUPPLIES | 8,393.10 |
| 740510 | 600.00 |
| PROFESSIONAL DEVELOPMENT | 600.00 |
| 740580 | 688.88 |
| PRINTING | 688.88 |
| 740660 | 3,282.75 |
| EQUIPMENT RENTAL | 3,282.75 |
| 740680 | 300.00 |
| MEMBERSHIP/ASSOCIATION DUES | 300.00 |
| 4100 | 4,930,117.58 |
| ANIMAL SERVICES | 4,930,117.58 |
| 710100 | 117,266.03 |
| SALARY/OFFICIAL-DEPARTMENT HEAD | 117,266.03 |
| 710110 | 2,209,880.11 |
| SALARY/REGULAR | 2,209,880.11 |
| 710130 | 90,735.95 |
| SALARY/OVERTIME | 90,735.95 |
| 710140 | 7,071.39 |
| SALARY/CELL PHONE ALLOWANCE | 7,071.39 |
| 720100 | 179,999.31 |
| SOCIAL SECURITY | 179,999.31 |
| 720110 | 579,923.81 |
| EMPLOYEE INSURANCE | 579,923.81 |
| 720120 | 297,440.65 |
| RETIREMENT | 297,440.65 |
| 720140 | 8,644.96 |
| STATE UNEMPLOYMENT TAX | 8,644.96 |
| 730100 | 299,149.13 |
| OFFICE SUPPLIES | 299,149.13 |
| 730220 | 23,869.05 |
| REPLACEMENTS | 23,869.05 |
| 730240 | 6,749.18 |
| FUEL | 6,749.18 |
| 730290 | 91,010.00 |
| SPAY/NEUTER PROGRAM EXPENSE | 91,010.00 |
| 730310 | 8,958.04 |

| | |
|---|---|
| UNIFORMS | 8,958.04 |
| 730330 | 51.95 |
| IT SOFTWARE | 51.95 |
| 730390 | 610,211.65 |
| MEDICAL SUPPLIES | 610,211.65 |
| 740110 | - |
| IT SOFTWARE MAINTENANCE | - |
| 740120 | - |
| MEDICAL SERVICES | - |
| 740140 | 52,535.30 |
| VEHICLE MAINTENANCE | 52,535.30 |
| 740420 | 1,063.69 |
| COURIER SERVICE | 1,063.69 |
| 740510 | 2,779.23 |
| PROFESSIONAL DEVELOPMENT | 2,779.23 |
| 740512 | 15,492.99 |
| PROFESSIONAL SERVICES | 15,492.99 |
| 740530 | 4,647.18 |
| MOBILE PHONE AND DATA | 4,647.18 |
| 740540 | 7,344.89 |
| TRAVEL EXPENSE | 7,344.89 |
| 740580 | 1,776.29 |
| PRINTING | 1,776.29 |
| 740620 | 58,589.54 |
| ELECTRICITY | 58,589.54 |
| 740640 | 23,331.20 |
| CONTRACT SERVICES | 23,331.20 |
| 740660 | 17,485.31 |
| EQUIPMENT RENTAL | 17,485.31 |
| 750400 | 80,355.00 |
| CAPITAL OUTLAY-FURNITURE FIXTURES AND EQUIPMENT | 80,355.00 |
| 750600 | 135,537.00 |
| CAPITAL OUTLAY-VEHICLES | 135,537.00 |
| 790100 | (1,781.25) |
| REIMBURSEMENTS CLEARING | (1,781.25) |
| 4200 | 2,089,687.96 |
| FORENSIC SERVICES | 2,089,687.96 |
| 710100 | 279,064.96 |
| SALARY/OFFICIAL-DEPARTMENT HEAD | 279,064.96 |
| 710110 | 833,224.42 |
| SALARY/REGULAR | 833,224.42 |
| 710130 | 28,471.89 |
| SALARY/OVERTIME | 28,471.89 |
| 720100 | 65,412.42 |
| SOCIAL SECURITY | 65,412.42 |
| 720110 | 112,107.03 |
| EMPLOYEE INSURANCE | 112,107.03 |
| 720120 | 140,047.50 |
| RETIREMENT | 140,047.50 |
| 720140 | 1,526.88 |
| STATE UNEMPLOYMENT TAX | 1,526.88 |
| 730100 | 27,104.38 |
| OFFICE SUPPLIES | 27,104.38 |
| 730110 | 2,940.80 |
| POSTAGE | 2,940.80 |

| | |
|---|---|
| 730120 | (300.00) |
| BOOK SUPPLEMENTS | (300.00) |
| 730140 | (33.58) |
| JANITOR SUPPLIES | (33.58) |
| 730210 | 1,937.30 |
| DATA PROCESSING SUPPLIES | 1,937.30 |
| 730240 | 1,053.76 |
| FUEL | 1,053.76 |
| 730310 | 521.08 |
| UNIFORMS | 521.08 |
| 730390 | 62,744.67 |
| MEDICAL SUPPLIES | 62,744.67 |
| 740120 | 4,788.13 |
| MEDICAL SERVICES | 4,788.13 |
| 740140 | 548.67 |
| VEHICLE MAINTENANCE | 548.67 |
| 740510 | 1,120.00 |
| PROFESSIONAL DEVELOPMENT | 1,120.00 |
| 740512 | 21,864.93 |
| PROFESSIONAL SERVICES | 21,864.93 |
| 740530 | 2,815.61 |
| MOBILE PHONE AND DATA | 2,815.61 |
| 740540 | 4,657.40 |
| TRAVEL EXPENSE | 4,657.40 |
| 740560 | 187,850.00 |
| TRANSPORTATION | 187,850.00 |
| 740620 | 17,278.60 |
| ELECTRICITY | 17,278.60 |
| 740640 | 285,418.53 |
| CONTRACT SERVICES | 285,418.53 |
| 740660 | 6,207.37 |
| EQUIPMENT RENTAL | 6,207.37 |
| 740680 | 1,155.00 |
| MEMBERSHIP/ASSOCIATION DUES | 1,155.00 |
| 740970 | 185.21 |
| FREIGHT AND HANDLING | 185.21 |
| 790100 | (25.00) |
| REIMBURSEMENTS CLEARING | (25.00) |
| 4300 | 693.89 |
| MCCD-COUNTY APPROPRIATIONS (CDBG) | 693.89 |
| 730100 | 127.92 |
| OFFICE SUPPLIES | 127.92 |
| 740512 | 560.00 |
| PROFESSIONAL SERVICES | 560.00 |
| 740660 | 5.97 |
| EQUIPMENT RENTAL | 5.97 |
| 4400 | 1,044,103.85 |
| CONVENTION CENTER | 1,044,103.85 |
| 710100 | 129,854.49 |
| SALARY/OFFICIAL-DEPARTMENT HEAD | 129,854.49 |
| 710110 | 303,063.41 |
| SALARY/REGULAR | 303,063.41 |
| 710130 | 5,210.10 |
| SALARY/OVERTIME | 5,210.10 |
| 720100 | 32,632.41 |

| | |
|---|---|
| SOCIAL SECURITY | 32,632.41 |
| 720110 | 96,390.57 |
| EMPLOYEE INSURANCE | 96,390.57 |
| 720120 | 53,991.71 |
| RETIREMENT | 53,991.71 |
| 720140 | 1,299.42 |
| STATE UNEMPLOYMENT TAX | 1,299.42 |
| 730100 | 20,557.26 |
| OFFICE SUPPLIES | 20,557.26 |
| 730140 | 10,401.52 |
| JANITOR SUPPLIES | 10,401.52 |
| 730220 | 18,815.40 |
| REPLACEMENTS | 18,815.40 |
| 730240 | 1,303.41 |
| FUEL | 1,303.41 |
| 730250 | 2,749.48 |
| SHOP SUPPLIES | 2,749.48 |
| 730260 | 428.90 |
| VEHICLE SUPPLIES | 428.90 |
| 730262 | 1,354.57 |
| RADIO SUPPLIES | 1,354.57 |
| 730310 | 1,430.63 |
| UNIFORMS | 1,430.63 |
| 730330 | 801.18 |
| IT SOFTWARE | 801.18 |
| 730350 | 130.93 |
| AGRICULTURE SUPPLIES | 130.93 |
| 730370 | 26.00 |
| PERIODICALS | 26.00 |
| 740140 | 8,558.30 |
| VEHICLE MAINTENANCE | 8,558.30 |
| 740150 | 75,873.24 |
| LANDSCAPE MAINTENANCE | 75,873.24 |
| 740510 | 1,775.00 |
| PROFESSIONAL DEVELOPMENT | 1,775.00 |
| 740512 | 52,170.27 |
| PROFESSIONAL SERVICES | 52,170.27 |
| 740530 | 3,018.89 |
| MOBILE PHONE AND DATA | 3,018.89 |
| 740540 | 4,104.37 |
| TRAVEL EXPENSE | 4,104.37 |
| 740570 | 10,980.00 |
| ADVERTISING | 10,980.00 |
| 740580 | 262.56 |
| PRINTING | 262.56 |
| 740620 | 144,038.25 |
| ELECTRICITY | 144,038.25 |
| 740640 | 59,235.36 |
| CONTRACT SERVICES | 59,235.36 |
| 740660 | 4,345.82 |
| EQUIPMENT RENTAL | 4,345.82 |
| 740680 | 620.00 |
| MEMBERSHIP/ASSOCIATION DUES | 620.00 |
| 740750 | (129.60) |
| REMODEL | (129.60) |

| | |
|---|---|
| 790100 | (1,190.00) |
| REIMBURSEMENTS CLEARING | (1,190.00) |
| 4500 | 9,812,140.09 |
| MEMORIAL LIBRARY | 9,812,140.09 |
| 710100 | 146,463.46 |
| SALARY/OFFICIAL-DEPARTMENT HEAD | 146,463.46 |
| 710110 | 5,612,365.50 |
| SALARY/REGULAR | 5,612,365.50 |
| 710130 | - |
| SALARY/OVERTIME | - |
| 720100 | 428,064.22 |
| SOCIAL SECURITY | 428,064.22 |
| 720110 | 1,363,035.36 |
| EMPLOYEE INSURANCE | 1,363,035.36 |
| 720120 | 706,608.49 |
| RETIREMENT | 706,608.49 |
| 720140 | 23,394.03 |
| STATE UNEMPLOYMENT TAX | 23,394.03 |
| 730100 | 128,191.78 |
| OFFICE SUPPLIES | 128,191.78 |
| 730110 | 11,000.00 |
| POSTAGE | 11,000.00 |
| 730210 | 7,363.58 |
| DATA PROCESSING SUPPLIES | 7,363.58 |
| 730220 | 12,991.92 |
| REPLACEMENTS | 12,991.92 |
| 730240 | 1,490.33 |
| FUEL | 1,490.33 |
| 730250 | 16.97 |
| SHOP SUPPLIES | 16.97 |
| 730320 | 10,695.76 |
| IT HARDWARE | 10,695.76 |
| 730370 | 160,092.26 |
| PERIODICALS | 160,092.26 |
| 730380 | 222,377.06 |
| AUDIO/VISUAL SUPPLIES | 222,377.06 |
| 740140 | 1,632.82 |
| VEHICLE MAINTENANCE | 1,632.82 |
| 740510 | 715.00 |
| PROFESSIONAL DEVELOPMENT | 715.00 |
| 740512 | 226,684.39 |
| PROFESSIONAL SERVICES | 226,684.39 |
| 740530 | 645.80 |
| MOBILE PHONE AND DATA | 645.80 |
| 740540 | 3,439.11 |
| TRAVEL EXPENSE | 3,439.11 |
| 740580 | 780.65 |
| PRINTING | 780.65 |
| 740620 | 154,588.23 |
| ELECTRICITY | 154,588.23 |
| 740640 | 5,938.75 |
| CONTRACT SERVICES | 5,938.75 |
| 740660 | 8,434.68 |
| EQUIPMENT RENTAL | 8,434.68 |
| 750700 | 439,871.10 |

| | |
|---|---|
| CAPITAL OUTLAY-BOOKS | 439,871.10 |
| 740670 | 135,258.84 |
| BOOK RENTAL | 135,258.84 |
| 4600 | 707,954.11 |
| EXTENSION AGENTS | 707,954.11 |
| 710110 | 272,120.59 |
| SALARY/REGULAR | 272,120.59 |
| 710120 | 182,831.48 |
| SALARY/OTHER | 182,831.48 |
| 710130 | 18.46 |
| SALARY/OVERTIME | 18.46 |
| 720100 | 34,234.11 |
| SOCIAL SECURITY | 34,234.11 |
| 720110 | 124,877.22 |
| EMPLOYEE INSURANCE | 124,877.22 |
| 720120 | 33,377.63 |
| RETIREMENT | 33,377.63 |
| 720140 | 1,603.19 |
| STATE UNEMPLOYMENT TAX | 1,603.19 |
| 730100 | 13,057.66 |
| OFFICE SUPPLIES | 13,057.66 |
| 730210 | 1,218.36 |
| DATA PROCESSING SUPPLIES | 1,218.36 |
| 730220 | 550.00 |
| REPLACEMENTS | 550.00 |
| 730320 | 1,105.00 |
| IT HARDWARE | 1,105.00 |
| 740510 | 1,240.00 |
| PROFESSIONAL DEVELOPMENT | 1,240.00 |
| 740512 | 75.00 |
| PROFESSIONAL SERVICES | 75.00 |
| 740540 | 17,076.17 |
| TRAVEL EXPENSE | 17,076.17 |
| 740620 | 13,128.07 |
| ELECTRICITY | 13,128.07 |
| 740660 | 10,222.24 |
| EQUIPMENT RENTAL | 10,222.24 |
| 740680 | 1,190.00 |
| MEMBERSHIP/ASSOCIATION DUES | 1,190.00 |
| 730101 | 28.93 |
| FOOD SUPPLIES | 28.93 |
| 5000 | 714,821.97 |
| AIRPORT | 714,821.97 |
| 710100 | 110,661.36 |
| SALARY/OFFICIAL-DEPARTMENT HEAD | 110,661.36 |
| 710110 | 338,804.86 |
| SALARY/REGULAR | 338,804.86 |
| 710130 | 6,200.79 |
| SALARY/OVERTIME | 6,200.79 |
| 710140 | 891.22 |
| SALARY/CELL PHONE ALLOWANCE | 891.22 |
| 720100 | 33,992.71 |
| SOCIAL SECURITY | 33,992.71 |
| 720110 | 80,505.69 |
| EMPLOYEE INSURANCE | 80,505.69 |

| | |
|---|---|
| 720120 | 55,999.48 |
| RETIREMENT | 55,999.48 |
| 720140 | 1,534.10 |
| STATE UNEMPLOYMENT TAX | 1,534.10 |
| 730100 | 3,476.16 |
| OFFICE SUPPLIES | 3,476.16 |
| 730110 | 6.11 |
| POSTAGE | 6.11 |
| 730220 | 9,909.65 |
| REPLACEMENTS | 9,909.65 |
| 730240 | 5,861.16 |
| FUEL | 5,861.16 |
| 730250 | 1,278.57 |
| SHOP SUPPLIES | 1,278.57 |
| 730260 | 33.76 |
| VEHICLE SUPPLIES | 33.76 |
| 730310 | 442.78 |
| UNIFORMS | 442.78 |
| 730350 | 81.50 |
| AGRICULTURE SUPPLIES | 81.50 |
| 740140 | 7,280.36 |
| VEHICLE MAINTENANCE | 7,280.36 |
| 740150 | 11,124.00 |
| LANDSCAPE MAINTENANCE | 11,124.00 |
| 740510 | 400.00 |
| PROFESSIONAL DEVELOPMENT | 400.00 |
| 740512 | 1,500.00 |
| PROFESSIONAL SERVICES | 1,500.00 |
| 740528 | 500.00 |
| PROFESSIONAL SERVICES-STORMWATER | 500.00 |
| 740530 | 1,639.45 |
| MOBILE PHONE AND DATA | 1,639.45 |
| 740570 | 557.00 |
| ADVERTISING | 557.00 |
| 740580 | 429.12 |
| PRINTING | 429.12 |
| 740620 | 38,183.61 |
| ELECTRICITY | 38,183.61 |
| 740622 | 24.10 |
| GAS | 24.10 |
| 740640 | 285.00 |
| CONTRACT SERVICES | 285.00 |
| 740660 | 2,043.70 |
| EQUIPMENT RENTAL | 2,043.70 |
| 740680 | 1,425.00 |
| MEMBERSHIP/ASSOCIATION DUES | 1,425.00 |
| 740970 | 139.81 |
| FREIGHT AND HANDLING | 139.81 |
| 790100 | (400.00) |
| REIMBURSEMENTS CLEARING | (400.00) |
| 740260 | 10.92 |
| INTEREST ON CREDIT CARDS | 10.92 |
| 5050 | 173,739.53 |
| CUSTOMS | 173,739.53 |
| 730100 | 95.18 |

| | |
|---|---|
| OFFICE SUPPLIES | 95.18 |
| 730240 | 182.71 |
| FUEL | 182.71 |
| 740512 | 146,517.74 |
| PROFESSIONAL SERVICES | 146,517.74 |
| 740640 | 7,503.63 |
| CONTRACT SERVICES | 7,503.63 |
| 740656 | 18,000.00 |
| RENT AND LEASES | 18,000.00 |
| 740660 | 1,440.27 |
| EQUIPMENT RENTAL | 1,440.27 |
| 5060 | 679.65 |
| ARF | 679.65 |
| 740140 | 679.65 |
| VEHICLE MAINTENANCE | 679.65 |
| 5100 | 11,792,238.66 |
| DISTRICT ATTORNEY | 11,792,238.66 |
| 710100 | 39,421.35 |
| SALARY/OFFICIAL-DEPARTMENT HEAD | 39,421.35 |
| 710110 | 8,283,311.28 |
| SALARY/REGULAR | 8,283,311.28 |
| 710130 | 19,544.01 |
| SALARY/OVERTIME | 19,544.01 |
| 710140 | 967.31 |
| SALARY/CELL PHONE ALLOWANCE | 967.31 |
| 710150 | 173,898.74 |
| SALARY/SPECIAL PAY | 173,898.74 |
| 720100 | 634,054.09 |
| SOCIAL SECURITY | 634,054.09 |
| 720110 | 1,135,187.20 |
| EMPLOYEE INSURANCE | 1,135,187.20 |
| 720120 | 1,045,721.83 |
| RETIREMENT | 1,045,721.83 |
| 720140 | 15,139.56 |
| STATE UNEMPLOYMENT TAX | 15,139.56 |
| 730100 | 74,338.16 |
| OFFICE SUPPLIES | 74,338.16 |
| 730120 | 12,703.80 |
| BOOK SUPPLEMENTS | 12,703.80 |
| 730140 | (7,905.11) |
| JANITOR SUPPLIES | (7,905.11) |
| 730240 | 33,562.02 |
| FUEL | 33,562.02 |
| 730280 | 572.85 |
| CANINE EXPENSES | 572.85 |
| 730310 | 7,697.52 |
| UNIFORMS | 7,697.52 |
| 730330 | 6,913.41 |
| IT SOFTWARE | 6,913.41 |
| 730390 | (7,145.47) |
| MEDICAL SUPPLIES | (7,145.47) |
| 740110 | 817.00 |
| IT SOFTWARE MAINTENANCE | 817.00 |
| 740140 | 41,282.13 |
| VEHICLE MAINTENANCE | 41,282.13 |

| | |
|---|---|
| 740160 | 9,779.76 |
| SPECIAL INVESTIGATION | 9,779.76 |
| 740220 | 94.39 |
| LEGAL/LITIGATION COSTS | 94.39 |
| 740420 | 963.17 |
| COURIER SERVICE | 963.17 |
| 740470 | 3,295.00 |
| EXPERT WITNESS | 3,295.00 |
| 740484 | 132.00 |
| COURT REPORTER TRANSCRIPT | 132.00 |
| 740504 | 48,536.51 |
| ONLINE SERVICES | 48,536.51 |
| 740510 | 28,523.27 |
| PROFESSIONAL DEVELOPMENT | 28,523.27 |
| 740512 | 40,024.85 |
| PROFESSIONAL SERVICES | 40,024.85 |
| 740530 | 23,142.20 |
| MOBILE PHONE AND DATA | 23,142.20 |
| 740540 | 23,591.64 |
| TRAVEL EXPENSE | 23,591.64 |
| 740580 | 59.88 |
| PRINTING | 59.88 |
| 740640 | 6,529.97 |
| CONTRACT SERVICES | 6,529.97 |
| 740660 | 51,780.27 |
| EQUIPMENT RENTAL | 51,780.27 |
| 740680 | 40.45 |
| MEMBERSHIP/ASSOCIATION DUES | 40.45 |
| 740970 | 135.33 |
| FREIGHT AND HANDLING | 135.33 |
| 750400 | 3,200.00 |
| CAPITAL OUTLAY-FURNITURE FIXTURES AND EQUIPMENT | 3,200.00 |
| 750600 | 42,748.07 |
| CAPITAL OUTLAY-VEHICLES | 42,748.07 |
| 790100 | (939.82) |
| REIMBURSEMENTS CLEARING | (939.82) |
| 740260 | 20.74 |
| INTEREST ON CREDIT CARDS | 20.74 |
| 730360 | 499.30 |
| ARMORY EXPENSE | 499.30 |
| 5101 | 20,795.50 |
| DISTRICT ATTORNEY STATE FUNDS | 20,795.50 |
| 710150 | 14,565.92 |
| SALARY/SPECIAL PAY | 14,565.92 |
| 720100 | 1,084.10 |
| SOCIAL SECURITY | 1,084.10 |
| 720110 | 2,235.41 |
| EMPLOYEE INSURANCE | 2,235.41 |
| 720120 | 1,787.25 |
| RETIREMENT | 1,787.25 |
| 720140 | 12.08 |
| STATE UNEMPLOYMENT TAX | 12.08 |
| 730100 | 1,000.74 |
| OFFICE SUPPLIES | 1,000.74 |
| 740680 | 110.00 |

| | |
|---|---|
| MEMBERSHIP/ASSOCIATION DUES | 110.00 |
| 5200 | 1,294,556.59 |
| OFFICE OF HOMELAND SECURITY & EMERGENCY MANAGEMENT | 1,294,556.59 |
| 710100 | 63,741.19 |
| SALARY/OFFICIAL-DEPARTMENT HEAD | 63,741.19 |
| 710110 | 137,744.29 |
| SALARY/REGULAR | 137,744.29 |
| 710130 | 5,052.40 |
| SALARY/OVERTIME | 5,052.40 |
| 720100 | 15,363.26 |
| SOCIAL SECURITY | 15,363.26 |
| 720110 | 28,853.75 |
| EMPLOYEE INSURANCE | 28,853.75 |
| 720120 | 25,413.87 |
| RETIREMENT | 25,413.87 |
| 720140 | 801.87 |
| STATE UNEMPLOYMENT TAX | 801.87 |
| 730100 | 960,212.21 |
| OFFICE SUPPLIES | 960,212.21 |
| 730140 | 40.66 |
| JANITOR SUPPLIES | 40.66 |
| 730240 | 2,432.22 |
| FUEL | 2,432.22 |
| 730260 | 2,375.00 |
| VEHICLE SUPPLIES | 2,375.00 |
| 730310 | 1,845.50 |
| UNIFORMS | 1,845.50 |
| 730390 | - |
| MEDICAL SUPPLIES | - |
| 740140 | 744.49 |
| VEHICLE MAINTENANCE | 744.49 |
| 740530 | 5,169.82 |
| MOBILE PHONE AND DATA | 5,169.82 |
| 740540 | 2,288.26 |
| TRAVEL EXPENSE | 2,288.26 |
| 740620 | 28,595.46 |
| ELECTRICITY | 28,595.46 |
| 740640 | 2,867.92 |
| CONTRACT SERVICES | 2,867.92 |
| 740660 | 3,889.11 |
| EQUIPMENT RENTAL | 3,889.11 |
| 740694 | 1,757.00 |
| FOOD SERVICE | 1,757.00 |
| 750400 | 6,123.51 |
| CAPITAL OUTLAY-FURNITURE FIXTURES AND EQUIPMENT | 6,123.51 |
| 790100 | (999.55) |
| REIMBURSEMENTS CLEARING | (999.55) |
| 730101 | 244.35 |
| FOOD SUPPLIES | 244.35 |
| 5300 | 659,383.31 |
| FIRE MARSHAL - INVESTIGATIONS | 659,383.31 |
| 710100 | 61,859.51 |
| SALARY/OFFICIAL-DEPARTMENT HEAD | 61,859.51 |
| 710110 | 225,602.81 |
| SALARY/REGULAR | 225,602.81 |

| | |
|---|---|
| 710130 | 8,518.80 |
| SALARY/OVERTIME | 8,518.80 |
| 710150 | 20,904.00 |
| SALARY/SPECIAL PAY | 20,904.00 |
| 720100 | 23,954.97 |
| SOCIAL SECURITY | 23,954.97 |
| 720110 | 38,108.86 |
| EMPLOYEE INSURANCE | 38,108.86 |
| 720120 | 39,237.35 |
| RETIREMENT | 39,237.35 |
| 720140 | 1,321.03 |
| STATE UNEMPLOYMENT TAX | 1,321.03 |
| 730100 | 18,159.03 |
| OFFICE SUPPLIES | 18,159.03 |
| 730240 | 15,652.24 |
| FUEL | 15,652.24 |
| 730260 | 454.19 |
| VEHICLE SUPPLIES | 454.19 |
| 730270 | 8,010.53 |
| LAW ENFORCEMENT SPECIFIC SUPPLIES | 8,010.53 |
| 730280 | 2,405.47 |
| CANINE EXPENSES | 2,405.47 |
| 730310 | 1,500.00 |
| UNIFORMS | 1,500.00 |
| 730390 | (980.00) |
| MEDICAL SUPPLIES | (980.00) |
| 740140 | 8,820.28 |
| VEHICLE MAINTENANCE | 8,820.28 |
| 740510 | 5,025.00 |
| PROFESSIONAL DEVELOPMENT | 5,025.00 |
| 740530 | 5,420.00 |
| MOBILE PHONE AND DATA | 5,420.00 |
| 740540 | 11,742.56 |
| TRAVEL EXPENSE | 11,742.56 |
| 740660 | 1,741.80 |
| EQUIPMENT RENTAL | 1,741.80 |
| 740680 | 572.64 |
| MEMBERSHIP/ASSOCIATION DUES | 572.64 |
| 750400 | 45,498.81 |
| CAPITAL OUTLAY-FURNITURE FIXTURES AND EQUIPMENT | 45,498.81 |
| 750600 | 115,897.46 |
| CAPITAL OUTLAY-VEHICLES | 115,897.46 |
| 790100 | (44.03) |
| REIMBURSEMENTS CLEARING | (44.03) |
| 5301 | 993,777.07 |
| FIRE MARSHAL - INSPECTIONS | 993,777.07 |
| 710110 | 615,738.71 |
| SALARY/REGULAR | 615,738.71 |
| 710130 | 5,612.94 |
| SALARY/OVERTIME | 5,612.94 |
| 720100 | 45,238.37 |
| SOCIAL SECURITY | 45,238.37 |
| 720110 | 105,163.33 |
| EMPLOYEE INSURANCE | 105,163.33 |
| 720120 | 76,239.62 |

| | |
|---|---|
| RETIREMENT | 76,239.62 |
| 720140 | 1,447.79 |
| STATE UNEMPLOYMENT TAX | 1,447.79 |
| 730100 | 19,935.61 |
| OFFICE SUPPLIES | 19,935.61 |
| 730240 | 20,000.00 |
| FUEL | 20,000.00 |
| 730270 | 5,350.75 |
| LAW ENFORCEMENT SPECIFIC SUPPLIES | 5,350.75 |
| 730310 | 1,425.00 |
| UNIFORMS | 1,425.00 |
| 740140 | 3,211.48 |
| VEHICLE MAINTENANCE | 3,211.48 |
| 740510 | 408.00 |
| PROFESSIONAL DEVELOPMENT | 408.00 |
| 740530 | 8,805.01 |
| MOBILE PHONE AND DATA | 8,805.01 |
| 740540 | 2,782.16 |
| TRAVEL EXPENSE | 2,782.16 |
| 740580 | 180.00 |
| PRINTING | 180.00 |
| 740660 | 2,245.57 |
| EQUIPMENT RENTAL | 2,245.57 |
| 740680 | 405.00 |
| MEMBERSHIP/ASSOCIATION DUES | 405.00 |
| 750400 | 12,108.77 |
| CAPITAL OUTLAY-FURNITURE FIXTURES AND EQUIPMENT | 12,108.77 |
| 750600 | 67,478.96 |
| CAPITAL OUTLAY-VEHICLES | 67,478.96 |
| 5400 | 1,945,472.26 |
| JUVENILE PROBATION-ADMINISTRATIVE | 1,945,472.26 |
| 710100 | 157,410.16 |
| SALARY/OFFICIAL-DEPARTMENT HEAD | 157,410.16 |
| 710110 | 1,117,346.85 |
| SALARY/REGULAR | 1,117,346.85 |
| 710130 | 1,470.41 |
| SALARY/OVERTIME | 1,470.41 |
| 710140 | 485.13 |
| SALARY/CELL PHONE ALLOWANCE | 485.13 |
| 720100 | 94,261.98 |
| SOCIAL SECURITY | 94,261.98 |
| 720110 | 303,699.22 |
| EMPLOYEE INSURANCE | 303,699.22 |
| 720120 | 156,653.04 |
| RETIREMENT | 156,653.04 |
| 720140 | 3,821.50 |
| STATE UNEMPLOYMENT TAX | 3,821.50 |
| 730100 | 16,682.52 |
| OFFICE SUPPLIES | 16,682.52 |
| 730220 | 40.96 |
| REPLACEMENTS | 40.96 |
| 740420 | 11.63 |
| COURIER SERVICE | 11.63 |
| 740512 | 82,351.23 |
| PROFESSIONAL SERVICES | 82,351.23 |

| | |
|---|---|
| 740530 | 418.67 |
| MOBILE PHONE AND DATA | 418.67 |
| 740580 | 25.99 |
| PRINTING | 25.99 |
| 740620 | 8,611.70 |
| ELECTRICITY | 8,611.70 |
| 740660 | 2,656.27 |
| EQUIPMENT RENTAL | 2,656.27 |
| 740790 | (475.00) |
| ELECTRONIC MONITORING | (475.00) |
| 5401 | 3,633,101.21 |
| JUVENILE PROBATION-DETENTION | 3,633,101.21 |
| 710110 | 2,407,873.37 |
| SALARY/REGULAR | 2,407,873.37 |
| 710130 | 13,375.23 |
| SALARY/OVERTIME | 13,375.23 |
| 710140 | 970.27 |
| SALARY/CELL PHONE ALLOWANCE | 970.27 |
| 720100 | 181,424.67 |
| SOCIAL SECURITY | 181,424.67 |
| 720110 | 550,303.05 |
| EMPLOYEE INSURANCE | 550,303.05 |
| 720120 | 297,203.16 |
| RETIREMENT | 297,203.16 |
| 720140 | 9,875.21 |
| STATE UNEMPLOYMENT TAX | 9,875.21 |
| 730100 | 5,541.17 |
| OFFICE SUPPLIES | 5,541.17 |
| 730140 | 13,633.96 |
| JANITOR SUPPLIES | 13,633.96 |
| 730150 | 5,026.34 |
| INMATE SUPPLIES | 5,026.34 |
| 730220 | 5,859.56 |
| REPLACEMENTS | 5,859.56 |
| 730310 | 633.70 |
| UNIFORMS | 633.70 |
| 730390 | 161.92 |
| MEDICAL SUPPLIES | 161.92 |
| 740120 | 2,500.00 |
| MEDICAL SERVICES | 2,500.00 |
| 740130 | 27,500.00 |
| PHYSICIAN SERVICES | 27,500.00 |
| 740140 | 5,104.48 |
| VEHICLE MAINTENANCE | 5,104.48 |
| 740512 | 8,963.81 |
| PROFESSIONAL SERVICES | 8,963.81 |
| 740530 | 56.25 |
| MOBILE PHONE AND DATA | 56.25 |
| 740620 | 68,966.58 |
| ELECTRICITY | 68,966.58 |
| 740660 | 280.89 |
| EQUIPMENT RENTAL | 280.89 |
| 740694 | 27,848.39 |
| FOOD SERVICE | 27,848.39 |
| 790100 | (0.80) |

| | |
|---|---|
| REIMBURSEMENTS CLEARING | (0.80) |
| 5402 | 50,853.55 |
| JUVENILE PROBATION-LOCAL | 50,853.55 |
| 730100 | 397.80 |
| OFFICE SUPPLIES | 397.80 |
| 740512 | 6,861.91 |
| PROFESSIONAL SERVICES | 6,861.91 |
| 740640 | 43,376.16 |
| CONTRACT SERVICES | 43,376.16 |
| 740694 | 217.68 |
| FOOD SERVICE | 217.68 |
| 5500 | 3,825,716.42 |
| ADULT PROBATION | 3,825,716.42 |
| 710100 | 150,483.32 |
| SALARY/OFFICIAL-DEPARTMENT HEAD | 150,483.32 |
| 710110 | 3,007,698.53 |
| SALARY/REGULAR | 3,007,698.53 |
| 710130 | 16,476.19 |
| SALARY/OVERTIME | 16,476.19 |
| 710140 | 12,309.12 |
| SALARY/CELL PHONE ALLOWANCE | 12,309.12 |
| 720100 | 230,305.80 |
| SOCIAL SECURITY | 230,305.80 |
| 720120 | 391,040.57 |
| RETIREMENT | 391,040.57 |
| 720140 | 10,150.12 |
| STATE UNEMPLOYMENT TAX | 10,150.12 |
| 730100 | 1,635.85 |
| OFFICE SUPPLIES | 1,635.85 |
| 740640 | 2,128.86 |
| CONTRACT SERVICES | 2,128.86 |
| 740660 | 81.59 |
| EQUIPMENT RENTAL | 81.59 |
| 750300 | 2,750.48 |
| CAPITAL OUTLAY-BUILDING | 2,750.48 |
| 740100 | 655.99 |
| IT HARDWARE MAINTENANCE | 655.99 |
| 5501 | 334,977.66 |
| BOND SUPERVISION | 334,977.66 |
| 710110 | 276,161.72 |
| SALARY/REGULAR | 276,161.72 |
| 710130 | 3,622.66 |
| SALARY/OVERTIME | 3,622.66 |
| 710140 | 605.49 |
| SALARY/CELL PHONE ALLOWANCE | 605.49 |
| 720100 | 20,073.81 |
| SOCIAL SECURITY | 20,073.81 |
| 720120 | 34,403.57 |
| RETIREMENT | 34,403.57 |
| 720140 | 110.41 |
| STATE UNEMPLOYMENT TAX | 110.41 |
| 5600 | 33,895.70 |
| COMMISSIONS | 33,895.70 |
| 730100 | 27,090.34 |
| OFFICE SUPPLIES | 27,090.34 |

| | |
|---|---|
| 730260 | 2,340.00 |
| VEHICLE SUPPLIES | 2,340.00 |
| 730270 | 3,810.25 |
| LAW ENFORCEMENT SPECIFIC SUPPLIES | 3,810.25 |
| 740512 | 236.00 |
| PROFESSIONAL SERVICES | 236.00 |
| 750400 | 419.11 |
| CAPITAL OUTLAY-FURNITURE FIXTURES AND EQUIPMENT | 419.11 |
| 5602 | 5,449.59 |
| LEOSE | 5,449.59 |
| 740510 | 5,449.59 |
| PROFESSIONAL DEVELOPMENT | 5,449.59 |
| 6000 | 1,279,745.19 |
| SHERIFF | 1,279,745.19 |
| 710100 | 78,787.03 |
| SALARY/OFFICIAL-DEPARTMENT HEAD | 78,787.03 |
| 710110 | 673,011.68 |
| SALARY/REGULAR | 673,011.68 |
| 710130 | 131,041.67 |
| SALARY/OVERTIME | 131,041.67 |
| 720100 | 64,554.30 |
| SOCIAL SECURITY | 64,554.30 |
| 720110 | 75,269.10 |
| EMPLOYEE INSURANCE | 75,269.10 |
| 720120 | 108,038.01 |
| RETIREMENT | 108,038.01 |
| 720140 | 1,749.55 |
| STATE UNEMPLOYMENT TAX | 1,749.55 |
| 730100 | 4,157.16 |
| OFFICE SUPPLIES | 4,157.16 |
| 730140 | (1,078.92) |
| JANITOR SUPPLIES | (1,078.92) |
| 730270 | 21,044.47 |
| LAW ENFORCEMENT SPECIFIC SUPPLIES | 21,044.47 |
| 730390 | (8,919.54) |
| MEDICAL SUPPLIES | (8,919.54) |
| 740420 | 1,724.99 |
| COURIER SERVICE | 1,724.99 |
| 740510 | 153.63 |
| PROFESSIONAL DEVELOPMENT | 153.63 |
| 740512 | 1,009.85 |
| PROFESSIONAL SERVICES | 1,009.85 |
| 740540 | 1,887.55 |
| TRAVEL EXPENSE | 1,887.55 |
| 740580 | 866.00 |
| PRINTING | 866.00 |
| 740620 | 122,527.25 |
| ELECTRICITY | 122,527.25 |
| 740628 | 46.20 |
| TELEPHONE-FIBER OPTIC-RESTRICTED | 46.20 |
| 740660 | 5,764.56 |
| EQUIPMENT RENTAL | 5,764.56 |
| 790100 | (1,889.35) |
| REIMBURSEMENTS CLEARING | (1,889.35) |
| 6100 | 3,333,096.54 |

| | |
|---|---|
| SHERIFF HOMELAND SECURITY | 3,333,096.54 |
| 710110 | 1,763,048.11 |
| SALARY/REGULAR | 1,763,048.11 |
| 710130 | 183,510.33 |
| SALARY/OVERTIME | 183,510.33 |
| 710150 | 39,300.00 |
| SALARY/SPECIAL PAY | 39,300.00 |
| 720100 | 148,057.99 |
| SOCIAL SECURITY | 148,057.99 |
| 720110 | 305,772.88 |
| EMPLOYEE INSURANCE | 305,772.88 |
| 720120 | 243,743.66 |
| RETIREMENT | 243,743.66 |
| 720140 | 8,201.99 |
| STATE UNEMPLOYMENT TAX | 8,201.99 |
| 730100 | 1,685.11 |
| OFFICE SUPPLIES | 1,685.11 |
| 730220 | 12,169.33 |
| REPLACEMENTS | 12,169.33 |
| 730270 | 248,726.00 |
| LAW ENFORCEMENT SPECIFIC SUPPLIES | 248,726.00 |
| 730280 | 10,372.40 |
| CANINE EXPENSES | 10,372.40 |
| 730330 | 600.00 |
| IT SOFTWARE | 600.00 |
| 740110 | 7,544.00 |
| IT SOFTWARE MAINTENANCE | 7,544.00 |
| 740510 | 39,452.00 |
| PROFESSIONAL DEVELOPMENT | 39,452.00 |
| 740512 | 50.00 |
| PROFESSIONAL SERVICES | 50.00 |
| 740530 | 2,820.00 |
| MOBILE PHONE AND DATA | 2,820.00 |
| 740540 | 18,251.92 |
| TRAVEL EXPENSE | 18,251.92 |
| 740580 | 140.00 |
| PRINTING | 140.00 |
| 740640 | 1,030.00 |
| CONTRACT SERVICES | 1,030.00 |
| 740656 | 5,700.00 |
| RENT AND LEASES | 5,700.00 |
| 740660 | 6,339.78 |
| EQUIPMENT RENTAL | 6,339.78 |
| 730360 | 286,581.04 |
| ARMORY EXPENSE | 286,581.04 |
| 6201 | 1,333,192.29 |
| SHERIFF HOMICIDE VIOLENT CRIME | 1,333,192.29 |
| 710110 | 896,647.67 |
| SALARY/REGULAR | 896,647.67 |
| 710130 | 66,887.02 |
| SALARY/OVERTIME | 66,887.02 |
| 720100 | 72,367.11 |
| SOCIAL SECURITY | 72,367.11 |
| 720110 | 143,585.51 |
| EMPLOYEE INSURANCE | 143,585.51 |

| | |
|---|---|
| 720120 | 118,363.77 |
| RETIREMENT | 118,363.77 |
| 720140 | 3,884.62 |
| STATE UNEMPLOYMENT TAX | 3,884.62 |
| 730100 | 8,384.49 |
| OFFICE SUPPLIES | 8,384.49 |
| 740504 | 299.00 |
| ONLINE SERVICES | 299.00 |
| 740510 | 6,730.00 |
| PROFESSIONAL DEVELOPMENT | 6,730.00 |
| 740512 | 1,358.00 |
| PROFESSIONAL SERVICES | 1,358.00 |
| 740540 | 7,311.78 |
| TRAVEL EXPENSE | 7,311.78 |
| 740580 | 1,390.26 |
| PRINTING | 1,390.26 |
| 740640 | 1,683.00 |
| CONTRACT SERVICES | 1,683.00 |
| 740660 | 6,400.56 |
| EQUIPMENT RENTAL | 6,400.56 |
| 790100 | (2,100.50) |
| REIMBURSEMENTS CLEARING | (2,100.50) |
| 6202 | 897,324.71 |
| SHERIFF ORGANIZED CRIME | 897,324.71 |
| 710110 | 598,062.68 |
| SALARY/REGULAR | 598,062.68 |
| 710130 | 46,881.29 |
| SALARY/OVERTIME | 46,881.29 |
| 720100 | 48,105.38 |
| SOCIAL SECURITY | 48,105.38 |
| 720110 | 97,038.88 |
| EMPLOYEE INSURANCE | 97,038.88 |
| 720120 | 79,151.80 |
| RETIREMENT | 79,151.80 |
| 720140 | 2,591.13 |
| STATE UNEMPLOYMENT TAX | 2,591.13 |
| 730100 | 2,853.43 |
| OFFICE SUPPLIES | 2,853.43 |
| 730270 | 5,080.69 |
| LAW ENFORCEMENT SPECIFIC SUPPLIES | 5,080.69 |
| 740504 | 2,820.00 |
| ONLINE SERVICES | 2,820.00 |
| 740510 | 9,161.67 |
| PROFESSIONAL DEVELOPMENT | 9,161.67 |
| 740530 | 145.98 |
| MOBILE PHONE AND DATA | 145.98 |
| 740540 | 1,456.11 |
| TRAVEL EXPENSE | 1,456.11 |
| 740580 | 239.57 |
| PRINTING | 239.57 |
| 740640 | 2,515.00 |
| CONTRACT SERVICES | 2,515.00 |
| 740660 | 1,817.42 |
| EQUIPMENT RENTAL | 1,817.42 |
| 790100 | (596.32) |

| | |
|---|---|
| REIMBURSEMENTS CLEARING | (596.32) |
| 6301 | 6,012,834.58 |
| SHERIFF PATROL EAST | 6,012,834.58 |
| 710110 | 4,059,576.24 |
| SALARY/REGULAR | 4,059,576.24 |
| 710130 | 75,894.16 |
| SALARY/OVERTIME | 75,894.16 |
| 710150 | 25,500.00 |
| SALARY/SPECIAL PAY | 25,500.00 |
| 720100 | 310,076.87 |
| SOCIAL SECURITY | 310,076.87 |
| 720110 | 789,503.59 |
| EMPLOYEE INSURANCE | 789,503.59 |
| 720120 | 510,508.54 |
| RETIREMENT | 510,508.54 |
| 720140 | 20,145.95 |
| STATE UNEMPLOYMENT TAX | 20,145.95 |
| 730100 | 35,073.51 |
| OFFICE SUPPLIES | 35,073.51 |
| 730130 | 16,225.99 |
| ESTRAY EXPENSE | 16,225.99 |
| 730240 | 14,329.00 |
| FUEL | 14,329.00 |
| 730270 | 19,486.70 |
| LAW ENFORCEMENT SPECIFIC SUPPLIES | 19,486.70 |
| 740510 | 6,053.95 |
| PROFESSIONAL DEVELOPMENT | 6,053.95 |
| 740512 | 286.69 |
| PROFESSIONAL SERVICES | 286.69 |
| 740540 | 1,824.34 |
| TRAVEL EXPENSE | 1,824.34 |
| 740580 | 3,105.03 |
| PRINTING | 3,105.03 |
| 740640 | 289.00 |
| CONTRACT SERVICES | 289.00 |
| 740660 | 15,613.16 |
| EQUIPMENT RENTAL | 15,613.16 |
| 750400 | 41,991.86 |
| CAPITAL OUTLAY-FURNITURE FIXTURES AND EQUIPMENT | 41,991.86 |
| 750600 | 67,350.00 |
| CAPITAL OUTLAY-VEHICLES | 67,350.00 |
| 6302 | 3,444,781.26 |
| SHERIFF PATROL WEST | 3,444,781.26 |
| 710110 | 2,358,488.89 |
| SALARY/REGULAR | 2,358,488.89 |
| 710130 | 66,902.35 |
| SALARY/OVERTIME | 66,902.35 |
| 710150 | - |
| SALARY/SPECIAL PAY | - |
| 720100 | 181,036.19 |
| SOCIAL SECURITY | 181,036.19 |
| 720110 | 437,110.22 |
| EMPLOYEE INSURANCE | 437,110.22 |
| 720120 | 297,686.46 |
| RETIREMENT | 297,686.46 |

| | |
|---|---|
| 720140 | 11,501.16 |
| STATE UNEMPLOYMENT TAX | 11,501.16 |
| 730100 | 10,677.48 |
| OFFICE SUPPLIES | 10,677.48 |
| 730240 | 14,072.64 |
| FUEL | 14,072.64 |
| 730270 | 12,176.26 |
| LAW ENFORCEMENT SPECIFIC SUPPLIES | 12,176.26 |
| 740510 | 4,675.00 |
| PROFESSIONAL DEVELOPMENT | 4,675.00 |
| 740512 | 755.00 |
| PROFESSIONAL SERVICES | 755.00 |
| 740540 | 1,405.57 |
| TRAVEL EXPENSE | 1,405.57 |
| 740580 | 838.32 |
| PRINTING | 838.32 |
| 740640 | 432.00 |
| CONTRACT SERVICES | 432.00 |
| 740660 | 9,636.72 |
| EQUIPMENT RENTAL | 9,636.72 |
| 750600 | 37,387.00 |
| CAPITAL OUTLAY-VEHICLES | 37,387.00 |
| 6303 | 10,550,284.18 |
| SHERIFF PATROL SOUTH | 10,550,284.18 |
| 710110 | 6,016,180.59 |
| SALARY/REGULAR | 6,016,180.59 |
| 710130 | 738,026.31 |
| SALARY/OVERTIME | 738,026.31 |
| 710150 | 6,042.00 |
| SALARY/SPECIAL PAY | 6,042.00 |
| 720100 | 503,231.47 |
| SOCIAL SECURITY | 503,231.47 |
| 720110 | 1,124,778.85 |
| EMPLOYEE INSURANCE | 1,124,778.85 |
| 720120 | 829,483.04 |
| RETIREMENT | 829,483.04 |
| 720140 | 15,510.96 |
| STATE UNEMPLOYMENT TAX | 15,510.96 |
| 730100 | 273,295.51 |
| OFFICE SUPPLIES | 273,295.51 |
| 730270 | 11,164.80 |
| LAW ENFORCEMENT SPECIFIC SUPPLIES | 11,164.80 |
| 740510 | 470.00 |
| PROFESSIONAL DEVELOPMENT | 470.00 |
| 740512 | 34,215.68 |
| PROFESSIONAL SERVICES | 34,215.68 |
| 740530 | 42,093.00 |
| MOBILE PHONE AND DATA | 42,093.00 |
| 740540 | 595.50 |
| TRAVEL EXPENSE | 595.50 |
| 740580 | 2,341.09 |
| PRINTING | 2,341.09 |
| 740660 | 6,895.38 |
| EQUIPMENT RENTAL | 6,895.38 |
| 750400 | 287,820.00 |

| | |
|---|---|
| CAPITAL OUTLAY-FURNITURE FIXTURES AND EQUIPMENT | 287,820.00 |
| 750600 | 658,140.00 |
| CAPITAL OUTLAY-VEHICLES | 658,140.00 |
| 6401 | 2,821,371.98 |
| SHERIFF DISPATCH | 2,821,371.98 |
| 710110 | 1,811,015.08 |
| SALARY/REGULAR | 1,811,015.08 |
| 710130 | 165,011.65 |
| SALARY/OVERTIME | 165,011.65 |
| 720100 | 148,204.95 |
| SOCIAL SECURITY | 148,204.95 |
| 720110 | 418,324.16 |
| EMPLOYEE INSURANCE | 418,324.16 |
| 720120 | 242,643.59 |
| RETIREMENT | 242,643.59 |
| 720140 | 9,852.87 |
| STATE UNEMPLOYMENT TAX | 9,852.87 |
| 730100 | 14,591.57 |
| OFFICE SUPPLIES | 14,591.57 |
| 730270 | 4,061.57 |
| LAW ENFORCEMENT SPECIFIC SUPPLIES | 4,061.57 |
| 740510 | 2,039.00 |
| PROFESSIONAL DEVELOPMENT | 2,039.00 |
| 740540 | 2,827.80 |
| TRAVEL EXPENSE | 2,827.80 |
| 740660 | 2,799.74 |
| EQUIPMENT RENTAL | 2,799.74 |
| 6402 | 1,034,238.59 |
| SHERIFF CRIME LAB | 1,034,238.59 |
| 710110 | 519,845.10 |
| SALARY/REGULAR | 519,845.10 |
| 710130 | 33,462.38 |
| SALARY/OVERTIME | 33,462.38 |
| 720100 | 41,190.80 |
| SOCIAL SECURITY | 41,190.80 |
| 720110 | 96,830.40 |
| EMPLOYEE INSURANCE | 96,830.40 |
| 720120 | 67,890.69 |
| RETIREMENT | 67,890.69 |
| 720140 | 3,098.73 |
| STATE UNEMPLOYMENT TAX | 3,098.73 |
| 730100 | 1,298.56 |
| OFFICE SUPPLIES | 1,298.56 |
| 730220 | 2,837.19 |
| REPLACEMENTS | 2,837.19 |
| 730270 | 58,538.67 |
| LAW ENFORCEMENT SPECIFIC SUPPLIES | 58,538.67 |
| 730330 | 4,995.00 |
| IT SOFTWARE | 4,995.00 |
| 740110 | 104,852.90 |
| IT SOFTWARE MAINTENANCE | 104,852.90 |
| 740390 | 23,492.00 |
| FORENSIC SERVICES-RESTRICTED | 23,492.00 |
| 740420 | 190.70 |
| COURIER SERVICE | 190.70 |

| | |
|---|---|
| 740510 | 14,920.00 |
| PROFESSIONAL DEVELOPMENT | 14,920.00 |
| 740512 | 9,975.79 |
| PROFESSIONAL SERVICES | 9,975.79 |
| 740540 | 13,400.82 |
| TRAVEL EXPENSE | 13,400.82 |
| 740580 | 365.00 |
| PRINTING | 365.00 |
| 740640 | 45.00 |
| CONTRACT SERVICES | 45.00 |
| 740660 | 3,557.86 |
| EQUIPMENT RENTAL | 3,557.86 |
| 750400 | 33,451.00 |
| CAPITAL OUTLAY-FURNITURE FIXTURES AND EQUIPMENT | 33,451.00 |
| 6403 | 4,400,529.66 |
| SHERIFF FLEET | 4,400,529.66 |
| 710110 | 205,535.90 |
| SALARY/REGULAR | 205,535.90 |
| 710130 | 26,757.68 |
| SALARY/OVERTIME | 26,757.68 |
| 720100 | 17,281.61 |
| SOCIAL SECURITY | 17,281.61 |
| 720110 | 46,314.36 |
| EMPLOYEE INSURANCE | 46,314.36 |
| 720120 | 28,519.83 |
| RETIREMENT | 28,519.83 |
| 720140 | 1,358.90 |
| STATE UNEMPLOYMENT TAX | 1,358.90 |
| 730100 | 8,706.22 |
| OFFICE SUPPLIES | 8,706.22 |
| 730220 | 11,648.56 |
| REPLACEMENTS | 11,648.56 |
| 730240 | 682,061.09 |
| FUEL | 682,061.09 |
| 730250 | 22,776.29 |
| SHOP SUPPLIES | 22,776.29 |
| 730260 | 626,303.06 |
| VEHICLE SUPPLIES | 626,303.06 |
| 730270 | 450,830.29 |
| LAW ENFORCEMENT SPECIFIC SUPPLIES | 450,830.29 |
| 730310 | 2,973.89 |
| UNIFORMS | 2,973.89 |
| 740110 | 17,094.00 |
| IT SOFTWARE MAINTENANCE | 17,094.00 |
| 740140 | 24,690.66 |
| VEHICLE MAINTENANCE | 24,690.66 |
| 740510 | 786.00 |
| PROFESSIONAL DEVELOPMENT | 786.00 |
| 740512 | 86,982.32 |
| PROFESSIONAL SERVICES | 86,982.32 |
| 740640 | 10,027.22 |
| CONTRACT SERVICES | 10,027.22 |
| 740660 | 48,442.44 |
| EQUIPMENT RENTAL | 48,442.44 |
| 750400 | 39,853.00 |

| | |
|---|---|
| CAPITAL OUTLAY-FURNITURE FIXTURES AND EQUIPMENT | 39,853.00 |
| 750600 | 2,042,394.42 |
| CAPITAL OUTLAY-VEHICLES | 2,042,394.42 |
| 790100 | (808.08) |
| REIMBURSEMENTS CLEARING | (808.08) |
| 6405 | 841,827.82 |
| SHERIFF RADIO | 841,827.82 |
| 710110 | 152,248.41 |
| SALARY/REGULAR | 152,248.41 |
| 710130 | 11,704.20 |
| SALARY/OVERTIME | 11,704.20 |
| 720100 | 12,373.47 |
| SOCIAL SECURITY | 12,373.47 |
| 720110 | 27,386.78 |
| EMPLOYEE INSURANCE | 27,386.78 |
| 720120 | 20,117.82 |
| RETIREMENT | 20,117.82 |
| 720140 | 1,288.13 |
| STATE UNEMPLOYMENT TAX | 1,288.13 |
| 730100 | 18,995.78 |
| OFFICE SUPPLIES | 18,995.78 |
| 730220 | 47,183.17 |
| REPLACEMENTS | 47,183.17 |
| 730250 | 20,865.50 |
| SHOP SUPPLIES | 20,865.50 |
| 730262 | 9,244.57 |
| RADIO SUPPLIES | 9,244.57 |
| 730270 | 3,645.00 |
| LAW ENFORCEMENT SPECIFIC SUPPLIES | 3,645.00 |
| 730330 | 19,185.60 |
| IT SOFTWARE | 19,185.60 |
| 740110 | 23,018.53 |
| IT SOFTWARE MAINTENANCE | 23,018.53 |
| 740504 | 1,800.00 |
| ONLINE SERVICES | 1,800.00 |
| 740510 | 699.00 |
| PROFESSIONAL DEVELOPMENT | 699.00 |
| 740512 | 96,936.81 |
| PROFESSIONAL SERVICES | 96,936.81 |
| 740540 | 720.73 |
| TRAVEL EXPENSE | 720.73 |
| 740620 | 22,978.40 |
| ELECTRICITY | 22,978.40 |
| 740640 | 13,528.01 |
| CONTRACT SERVICES | 13,528.01 |
| 740660 | 337,907.91 |
| EQUIPMENT RENTAL | 337,907.91 |
| 6406 | 434,318.59 |
| SHERIFF RTCC | 434,318.59 |
| 710110 | 231,099.83 |
| SALARY/REGULAR | 231,099.83 |
| 710130 | 2,209.57 |
| SALARY/OVERTIME | 2,209.57 |
| 720100 | 17,275.43 |
| SOCIAL SECURITY | 17,275.43 |

| | |
|---|---|
| 720110 | 49,006.63 |
| EMPLOYEE INSURANCE | 49,006.63 |
| 720120 | 28,628.50 |
| RETIREMENT | 28,628.50 |
| 720140 | 1,296.00 |
| STATE UNEMPLOYMENT TAX | 1,296.00 |
| 730100 | 1,574.26 |
| OFFICE SUPPLIES | 1,574.26 |
| 730320 | 373.42 |
| IT HARDWARE | 373.42 |
| 740110 | 3,099.00 |
| IT SOFTWARE MAINTENANCE | 3,099.00 |
| 740504 | 92,116.56 |
| ONLINE SERVICES | 92,116.56 |
| 740510 | 3,439.98 |
| PROFESSIONAL DEVELOPMENT | 3,439.98 |
| 740540 | 1,430.27 |
| TRAVEL EXPENSE | 1,430.27 |
| 740660 | 2,769.14 |
| EQUIPMENT RENTAL | 2,769.14 |
| 6407 | 1,002,095.30 |
| SHERIFF ACADEMY | 1,002,095.30 |
| 710110 | 314,335.24 |
| SALARY/REGULAR | 314,335.24 |
| 710130 | 11,916.19 |
| SALARY/OVERTIME | 11,916.19 |
| 720100 | 24,312.82 |
| SOCIAL SECURITY | 24,312.82 |
| 720110 | 51,214.20 |
| EMPLOYEE INSURANCE | 51,214.20 |
| 720120 | 40,031.19 |
| RETIREMENT | 40,031.19 |
| 720140 | 2,015.86 |
| STATE UNEMPLOYMENT TAX | 2,015.86 |
| 730100 | 7,315.37 |
| OFFICE SUPPLIES | 7,315.37 |
| 730270 | 12,249.00 |
| LAW ENFORCEMENT SPECIFIC SUPPLIES | 12,249.00 |
| 730310 | 377,752.36 |
| UNIFORMS | 377,752.36 |
| 740504 | 26,987.00 |
| ONLINE SERVICES | 26,987.00 |
| 740510 | 108,071.13 |
| PROFESSIONAL DEVELOPMENT | 108,071.13 |
| 740540 | 8,319.68 |
| TRAVEL EXPENSE | 8,319.68 |
| 740580 | 160.00 |
| PRINTING | 160.00 |
| 740660 | 7,400.26 |
| EQUIPMENT RENTAL | 7,400.26 |
| 740680 | 10,015.00 |
| MEMBERSHIP/ASSOCIATION DUES | 10,015.00 |
| 6408 | 1,253,365.68 |
| SHERIFF MAINTENANCE | 1,253,365.68 |
| 710110 | 205,218.57 |

| | |
|---|---|
| SALARY/REGULAR | 205,218.57 |
| 710130 | 9,993.08 |
| SALARY/OVERTIME | 9,993.08 |
| 720100 | 15,775.05 |
| SOCIAL SECURITY | 15,775.05 |
| 720110 | 48,098.44 |
| EMPLOYEE INSURANCE | 48,098.44 |
| 720120 | 26,410.73 |
| RETIREMENT | 26,410.73 |
| 720140 | 1,584.00 |
| STATE UNEMPLOYMENT TAX | 1,584.00 |
| 730100 | 1,970.76 |
| OFFICE SUPPLIES | 1,970.76 |
| 730220 | 182,808.51 |
| REPLACEMENTS | 182,808.51 |
| 730250 | 19,528.90 |
| SHOP SUPPLIES | 19,528.90 |
| 730270 | 1,042.56 |
| LAW ENFORCEMENT SPECIFIC SUPPLIES | 1,042.56 |
| 730310 | 2,729.89 |
| UNIFORMS | 2,729.89 |
| 740420 | 1,632.43 |
| COURIER SERVICE | 1,632.43 |
| 740512 | 451,867.29 |
| PROFESSIONAL SERVICES | 451,867.29 |
| 740640 | 147,683.48 |
| CONTRACT SERVICES | 147,683.48 |
| 740660 | 13,603.47 |
| EQUIPMENT RENTAL | 13,603.47 |
| 740750 | 123,358.52 |
| REMODEL | 123,358.52 |
| 740625 | 60.00 |
| REFUSE COLLECTION | 60.00 |
| 6500 | 771,293.64 |
| SHERIFF ADMINISTRATIVE | 771,293.64 |
| 710110 | 476,672.05 |
| SALARY/REGULAR | 476,672.05 |
| 710130 | 8,993.48 |
| SALARY/OVERTIME | 8,993.48 |
| 720100 | 36,342.62 |
| SOCIAL SECURITY | 36,342.62 |
| 720110 | 93,037.40 |
| EMPLOYEE INSURANCE | 93,037.40 |
| 720120 | 59,620.03 |
| RETIREMENT | 59,620.03 |
| 720140 | 2,014.49 |
| STATE UNEMPLOYMENT TAX | 2,014.49 |
| 730100 | 15,184.12 |
| OFFICE SUPPLIES | 15,184.12 |
| 730330 | 1,213.60 |
| IT SOFTWARE | 1,213.60 |
| 740110 | 22,239.64 |
| IT SOFTWARE MAINTENANCE | 22,239.64 |
| 740504 | 14,679.00 |
| ONLINE SERVICES | 14,679.00 |

| | |
|---|---|
| 740510 | 8,924.00 |
| PROFESSIONAL DEVELOPMENT | 8,924.00 |
| 740512 | 21,919.00 |
| PROFESSIONAL SERVICES | 21,919.00 |
| 740540 | 2,614.78 |
| TRAVEL EXPENSE | 2,614.78 |
| 740570 | 250.00 |
| ADVERTISING | 250.00 |
| 740580 | 718.00 |
| PRINTING | 718.00 |
| 740660 | 6,871.43 |
| EQUIPMENT RENTAL | 6,871.43 |
| 6501 | 283,430.55 |
| SHERIFF INTERNAL AFFAIRS | 283,430.55 |
| 710110 | 203,703.12 |
| SALARY/REGULAR | 203,703.12 |
| 720100 | 15,048.44 |
| SOCIAL SECURITY | 15,048.44 |
| 720110 | 24,469.54 |
| EMPLOYEE INSURANCE | 24,469.54 |
| 720120 | 24,994.32 |
| RETIREMENT | 24,994.32 |
| 720140 | 865.40 |
| STATE UNEMPLOYMENT TAX | 865.40 |
| 730100 | 2,734.86 |
| OFFICE SUPPLIES | 2,734.86 |
| 740110 | 1,989.77 |
| IT SOFTWARE MAINTENANCE | 1,989.77 |
| 740510 | 1,800.00 |
| PROFESSIONAL DEVELOPMENT | 1,800.00 |
| 740512 | 1,405.65 |
| PROFESSIONAL SERVICES | 1,405.65 |
| 740540 | 4,576.81 |
| TRAVEL EXPENSE | 4,576.81 |
| 740660 | 1,842.64 |
| EQUIPMENT RENTAL | 1,842.64 |
| 6503 | (309,255.68) |
| SHERIFF IT | (309,255.68) |
| 710110 | (219,350.73) |
| SALARY/REGULAR | (219,350.73) |
| 710130 | 603.74 |
| SALARY/OVERTIME | 603.74 |
| 720100 | (16,029.98) |
| SOCIAL SECURITY | (16,029.98) |
| 720110 | (47,985.87) |
| EMPLOYEE INSURANCE | (47,985.87) |
| 720120 | (26,800.61) |
| RETIREMENT | (26,800.61) |
| 720140 | 307.77 |
| STATE UNEMPLOYMENT TAX | 307.77 |
| 730100 | (0.00) |
| OFFICE SUPPLIES | (0.00) |
| 740110 | - |
| IT SOFTWARE MAINTENANCE | - |
| 740504 | - |

| | |
|---|---|
| ONLINE SERVICES | - |
| 740512 | - |
| PROFESSIONAL SERVICES | - |
| 740530 | - |
| MOBILE PHONE AND DATA | - |
| 740540 | - |
| TRAVEL EXPENSE | - |
| 740580 | - |
| PRINTING | - |
| 740660 | - |
| EQUIPMENT RENTAL | - |
| 6504 | 1,132,791.42 |
| SHERIFF ALARMS | 1,132,791.42 |
| 710110 | 751,736.61 |
| SALARY/REGULAR | 751,736.61 |
| 710130 | 7,237.07 |
| SALARY/OVERTIME | 7,237.07 |
| 710150 | 858.00 |
| SALARY/SPECIAL PAY | 858.00 |
| 720100 | 55,653.05 |
| SOCIAL SECURITY | 55,653.05 |
| 720110 | 197,215.94 |
| EMPLOYEE INSURANCE | 197,215.94 |
| 720120 | 93,203.00 |
| RETIREMENT | 93,203.00 |
| 720140 | 3,010.87 |
| STATE UNEMPLOYMENT TAX | 3,010.87 |
| 730100 | 6,037.69 |
| OFFICE SUPPLIES | 6,037.69 |
| 740512 | 3,693.07 |
| PROFESSIONAL SERVICES | 3,693.07 |
| 740540 | 2,919.63 |
| TRAVEL EXPENSE | 2,919.63 |
| 740580 | 434.03 |
| PRINTING | 434.03 |
| 740660 | 10,792.46 |
| EQUIPMENT RENTAL | 10,792.46 |
| 6601 | 15,667,772.53 |
| SHERIFF JAIL | 15,667,772.53 |
| 710110 | 5,583,608.61 |
| SALARY/REGULAR | 5,583,608.61 |
| 710130 | 323,469.84 |
| SALARY/OVERTIME | 323,469.84 |
| 710150 | 15,816.00 |
| SALARY/SPECIAL PAY | 15,816.00 |
| 720100 | 446,968.56 |
| SOCIAL SECURITY | 446,968.56 |
| 720110 | 1,316,084.02 |
| EMPLOYEE INSURANCE | 1,316,084.02 |
| 720120 | 734,841.53 |
| RETIREMENT | 734,841.53 |
| 720140 | 41,263.32 |
| STATE UNEMPLOYMENT TAX | 41,263.32 |
| 730100 | 66,587.07 |
| OFFICE SUPPLIES | 66,587.07 |

| | |
|---|---|
| 730140 | 89,142.68 |
| JANITOR SUPPLIES | 89,142.68 |
| 730220 | - |
| REPLACEMENTS | - |
| 730270 | 10.72 |
| LAW ENFORCEMENT SPECIFIC SUPPLIES | 10.72 |
| 730390 | 904.78 |
| MEDICAL SUPPLIES | 904.78 |
| 740110 | 1,694.00 |
| IT SOFTWARE MAINTENANCE | 1,694.00 |
| 740120 | 5,151,478.58 |
| MEDICAL SERVICES | 5,151,478.58 |
| 740510 | 37,389.00 |
| PROFESSIONAL DEVELOPMENT | 37,389.00 |
| 740512 | 82.13 |
| PROFESSIONAL SERVICES | 82.13 |
| 740540 | 4,298.75 |
| TRAVEL EXPENSE | 4,298.75 |
| 740560 | 45,261.06 |
| TRANSPORTATION | 45,261.06 |
| 740580 | 1,609.02 |
| PRINTING | 1,609.02 |
| 740620 | 488,436.02 |
| ELECTRICITY | 488,436.02 |
| 740626 | 97,078.52 |
| TELEPHONE-INMATE SERVICES | 97,078.52 |
| 740640 | 1,065,761.34 |
| CONTRACT SERVICES | 1,065,761.34 |
| 740660 | 32,695.32 |
| EQUIPMENT RENTAL | 32,695.32 |
| 740694 | 21,820.59 |
| FOOD SERVICE | 21,820.59 |
| 750600 | 131,628.00 |
| CAPITAL OUTLAY-VEHICLES | 131,628.00 |
| 790100 | (30,156.93) |
| REIMBURSEMENTS CLEARING | (30,156.93) |
| 7100 | 3,402,701.83 |
| CONSTABLE PRECINCT 1 | 3,402,701.83 |
| 710100 | 61,859.51 |
| SALARY/OFFICIAL-DEPARTMENT HEAD | 61,859.51 |
| 710110 | 1,768,112.83 |
| SALARY/REGULAR | 1,768,112.83 |
| 710130 | 18,869.64 |
| SALARY/OVERTIME | 18,869.64 |
| 710140 | 7,401.11 |
| SALARY/CELL PHONE ALLOWANCE | 7,401.11 |
| 710150 | 10,400.00 |
| SALARY/SPECIAL PAY | 10,400.00 |
| 720100 | 138,609.18 |
| SOCIAL SECURITY | 138,609.18 |
| 720110 | 288,528.90 |
| EMPLOYEE INSURANCE | 288,528.90 |
| 720120 | 229,151.17 |
| RETIREMENT | 229,151.17 |
| 720130 | - |

| | |
|---|---|
| WORKERS COMPENSATION | - |
| 720140 | 6,624.00 |
| STATE UNEMPLOYMENT TAX | 6,624.00 |
| 730100 | 43,347.38 |
| OFFICE SUPPLIES | 43,347.38 |
| 730220 | 1,222.95 |
| REPLACEMENTS | 1,222.95 |
| 730230 | 35,771.24 |
| MARINE/AIR EXPENSE | 35,771.24 |
| 730240 | 96,361.38 |
| FUEL | 96,361.38 |
| 730260 | 1,380.10 |
| VEHICLE SUPPLIES | 1,380.10 |
| 730262 | 2,271.16 |
| RADIO SUPPLIES | 2,271.16 |
| 730270 | 16,958.91 |
| LAW ENFORCEMENT SPECIFIC SUPPLIES | 16,958.91 |
| 730280 | 1,245.33 |
| CANINE EXPENSES | 1,245.33 |
| 730310 | 14,312.92 |
| UNIFORMS | 14,312.92 |
| 730320 | 157.99 |
| IT HARDWARE | 157.99 |
| 740140 | 48,342.08 |
| VEHICLE MAINTENANCE | 48,342.08 |
| 740160 | 309.98 |
| SPECIAL INVESTIGATION | 309.98 |
| 740420 | 66.18 |
| COURIER SERVICE | 66.18 |
| 740510 | 8,126.10 |
| PROFESSIONAL DEVELOPMENT | 8,126.10 |
| 740512 | 41,857.41 |
| PROFESSIONAL SERVICES | 41,857.41 |
| 740530 | 20,489.43 |
| MOBILE PHONE AND DATA | 20,489.43 |
| 740540 | 9,302.89 |
| TRAVEL EXPENSE | 9,302.89 |
| 740580 | 2,604.08 |
| PRINTING | 2,604.08 |
| 740620 | 15,114.71 |
| ELECTRICITY | 15,114.71 |
| 740640 | 18.00 |
| CONTRACT SERVICES | 18.00 |
| 740660 | 3,425.55 |
| EQUIPMENT RENTAL | 3,425.55 |
| 740680 | 330.00 |
| MEMBERSHIP/ASSOCIATION DUES | 330.00 |
| 740740 | 156.85 |
| BANK SERVICE CHARGES | 156.85 |
| 750400 | 168,676.93 |
| CAPITAL OUTLAY-FURNITURE FIXTURES AND EQUIPMENT | 168,676.93 |
| 750600 | 343,479.30 |
| CAPITAL OUTLAY-VEHICLES | 343,479.30 |
| 790100 | (2,183.36) |
| REIMBURSEMENTS CLEARING | (2,183.36) |

| | |
|---|---|
| 7200 | 1,175,476.11 |
| CONSTABLE PRECINCT 2 | 1,175,476.11 |
| 710100 | 61,859.51 |
| SALARY/OFFICIAL-DEPARTMENT HEAD | 61,859.51 |
| 710110 | 560,532.38 |
| SALARY/REGULAR | 560,532.38 |
| 710130 | 10,671.11 |
| SALARY/OVERTIME | 10,671.11 |
| 710150 | 1,338.00 |
| SALARY/SPECIAL PAY | 1,338.00 |
| 720100 | 47,582.84 |
| SOCIAL SECURITY | 47,582.84 |
| 720110 | 97,904.19 |
| EMPLOYEE INSURANCE | 97,904.19 |
| 720120 | 78,301.81 |
| RETIREMENT | 78,301.81 |
| 720140 | 2,609.10 |
| STATE UNEMPLOYMENT TAX | 2,609.10 |
| 730100 | 19,614.67 |
| OFFICE SUPPLIES | 19,614.67 |
| 730210 | 220.08 |
| DATA PROCESSING SUPPLIES | 220.08 |
| 730220 | 896.50 |
| REPLACEMENTS | 896.50 |
| 730240 | 30,327.43 |
| FUEL | 30,327.43 |
| 730260 | 1,900.17 |
| VEHICLE SUPPLIES | 1,900.17 |
| 730270 | 3,261.90 |
| LAW ENFORCEMENT SPECIFIC SUPPLIES | 3,261.90 |
| 730310 | 9,461.53 |
| UNIFORMS | 9,461.53 |
| 730320 | 295.92 |
| IT HARDWARE | 295.92 |
| 730330 | 599.00 |
| IT SOFTWARE | 599.00 |
| 730370 | 62.92 |
| PERIODICALS | 62.92 |
| 730380 | 165.98 |
| AUDIO/VISUAL SUPPLIES | 165.98 |
| 740140 | 8,088.06 |
| VEHICLE MAINTENANCE | 8,088.06 |
| 740420 | 9.25 |
| COURIER SERVICE | 9.25 |
| 740504 | 1,883.50 |
| ONLINE SERVICES | 1,883.50 |
| 740510 | 1,560.00 |
| PROFESSIONAL DEVELOPMENT | 1,560.00 |
| 740512 | 730.00 |
| PROFESSIONAL SERVICES | 730.00 |
| 740530 | 19,254.53 |
| MOBILE PHONE AND DATA | 19,254.53 |
| 740540 | 5,150.01 |
| TRAVEL EXPENSE | 5,150.01 |
| 740580 | 551.53 |

| | |
|---|---|
| PRINTING | 551.53 |
| 740620 | 5,782.79 |
| ELECTRICITY | 5,782.79 |
| 740640 | 1,078.76 |
| CONTRACT SERVICES | 1,078.76 |
| 740660 | 4,525.02 |
| EQUIPMENT RENTAL | 4,525.02 |
| 750400 | 168,373.06 |
| CAPITAL OUTLAY-FURNITURE FIXTURES AND EQUIPMENT | 168,373.06 |
| 750600 | 32,907.00 |
| CAPITAL OUTLAY-VEHICLES | 32,907.00 |
| 790100 | (2,394.83) |
| REIMBURSEMENTS CLEARING | (2,394.83) |
| 740260 | 21.39 |
| INTEREST ON CREDIT CARDS | 21.39 |
| 730360 | 351.00 |
| ARMORY EXPENSE | 351.00 |
| 7300 | 4,416,773.84 |
| CONSTABLE PRECINCT 3 | 4,416,773.84 |
| 710100 | 61,859.51 |
| SALARY/OFFICIAL-DEPARTMENT HEAD | 61,859.51 |
| 710110 | 2,406,002.10 |
| SALARY/REGULAR | 2,406,002.10 |
| 710130 | 30,480.19 |
| SALARY/OVERTIME | 30,480.19 |
| 710150 | 14,072.00 |
| SALARY/SPECIAL PAY | 14,072.00 |
| 720100 | 187,819.45 |
| SOCIAL SECURITY | 187,819.45 |
| 720110 | 418,789.20 |
| EMPLOYEE INSURANCE | 418,789.20 |
| 720120 | 308,326.06 |
| RETIREMENT | 308,326.06 |
| 720140 | 9,140.60 |
| STATE UNEMPLOYMENT TAX | 9,140.60 |
| 730100 | 55,407.39 |
| OFFICE SUPPLIES | 55,407.39 |
| 730240 | 123,308.95 |
| FUEL | 123,308.95 |
| 730260 | 12,962.92 |
| VEHICLE SUPPLIES | 12,962.92 |
| 730270 | 28,093.24 |
| LAW ENFORCEMENT SPECIFIC SUPPLIES | 28,093.24 |
| 730280 | 12,345.79 |
| CANINE EXPENSES | 12,345.79 |
| 730310 | 36,384.41 |
| UNIFORMS | 36,384.41 |
| 730320 | 12,278.22 |
| IT HARDWARE | 12,278.22 |
| 730330 | 17,713.01 |
| IT SOFTWARE | 17,713.01 |
| 740140 | 93,321.27 |
| VEHICLE MAINTENANCE | 93,321.27 |
| 740210 | 300.00 |
| PSYCHOLOGICAL/PSYCHIATRIC SERVICE | 300.00 |

| | |
|---|---|
| 740420 | 60.52 |
| COURIER SERVICE | 60.52 |
| 740504 | 825.30 |
| ONLINE SERVICES | 825.30 |
| 740510 | 19,170.31 |
| PROFESSIONAL DEVELOPMENT | 19,170.31 |
| 740512 | 5,245.03 |
| PROFESSIONAL SERVICES | 5,245.03 |
| 740530 | 44,339.75 |
| MOBILE PHONE AND DATA | 44,339.75 |
| 740540 | 8,538.57 |
| TRAVEL EXPENSE | 8,538.57 |
| 740580 | 1,511.10 |
| PRINTING | 1,511.10 |
| 740640 | 91.58 |
| CONTRACT SERVICES | 91.58 |
| 740660 | 4,741.43 |
| EQUIPMENT RENTAL | 4,741.43 |
| 740680 | 934.85 |
| MEMBERSHIP/ASSOCIATION DUES | 934.85 |
| 740970 | 41.14 |
| FREIGHT AND HANDLING | 41.14 |
| 750400 | 239,829.63 |
| CAPITAL OUTLAY-FURNITURE FIXTURES AND EQUIPMENT | 239,829.63 |
| 750600 | 262,846.00 |
| CAPITAL OUTLAY-VEHICLES | 262,846.00 |
| 790100 | (5.68) |
| REIMBURSEMENTS CLEARING | (5.68) |
| 7400 | 2,551,736.46 |
| CONSTABLE PRECINCT 4 | 2,551,736.46 |
| 710100 | 61,859.51 |
| SALARY/OFFICIAL-DEPARTMENT HEAD | 61,859.51 |
| 710110 | 1,288,941.49 |
| SALARY/REGULAR | 1,288,941.49 |
| 710130 | 58,052.44 |
| SALARY/OVERTIME | 58,052.44 |
| 710140 | 1,567.28 |
| SALARY/CELL PHONE ALLOWANCE | 1,567.28 |
| 710150 | 18,096.00 |
| SALARY/SPECIAL PAY | 18,096.00 |
| 720100 | 106,094.34 |
| SOCIAL SECURITY | 106,094.34 |
| 720110 | 229,497.57 |
| EMPLOYEE INSURANCE | 229,497.57 |
| 720120 | 175,316.45 |
| RETIREMENT | 175,316.45 |
| 720140 | 6,079.87 |
| STATE UNEMPLOYMENT TAX | 6,079.87 |
| 730100 | 67,301.53 |
| OFFICE SUPPLIES | 67,301.53 |
| 730140 | 831.48 |
| JANITOR SUPPLIES | 831.48 |
| 730230 | 6,018.45 |
| MARINE/AIR EXPENSE | 6,018.45 |
| 730240 | 94,076.25 |

| | |
|---|---|
| FUEL | 94,076.25 |
| 730270 | 16,414.08 |
| LAW ENFORCEMENT SPECIFIC SUPPLIES | 16,414.08 |
| 730280 | 2,935.66 |
| CANINE EXPENSES | 2,935.66 |
| 730310 | 23,814.18 |
| UNIFORMS | 23,814.18 |
| 730390 | 159.87 |
| MEDICAL SUPPLIES | 159.87 |
| 740140 | 40,225.49 |
| VEHICLE MAINTENANCE | 40,225.49 |
| 740510 | 3,170.00 |
| PROFESSIONAL DEVELOPMENT | 3,170.00 |
| 740512 | 1,753.40 |
| PROFESSIONAL SERVICES | 1,753.40 |
| 740530 | 27,124.11 |
| MOBILE PHONE AND DATA | 27,124.11 |
| 740540 | 7,336.95 |
| TRAVEL EXPENSE | 7,336.95 |
| 740580 | 766.81 |
| PRINTING | 766.81 |
| 740620 | 1,465.11 |
| ELECTRICITY | 1,465.11 |
| 740660 | 20,428.38 |
| EQUIPMENT RENTAL | 20,428.38 |
| 750300 | 5,760.00 |
| CAPITAL OUTLAY-BUILDING | 5,760.00 |
| 750400 | 128,383.98 |
| CAPITAL OUTLAY-FURNITURE FIXTURES AND EQUIPMENT | 128,383.98 |
| 750600 | 158,799.00 |
| CAPITAL OUTLAY-VEHICLES | 158,799.00 |
| 790100 | (577.69) |
| REIMBURSEMENTS CLEARING | (577.69) |
| 730101 | 44.47 |
| FOOD SUPPLIES | 44.47 |
| 7500 | 3,226,849.09 |
| CONSTABLE PRECINCT 5 | 3,226,849.09 |
| 710100 | 61,859.51 |
| SALARY/OFFICIAL-DEPARTMENT HEAD | 61,859.51 |
| 710110 | 1,891,093.35 |
| SALARY/REGULAR | 1,891,093.35 |
| 710130 | 11,651.70 |
| SALARY/OVERTIME | 11,651.70 |
| 710140 | 4,461.58 |
| SALARY/CELL PHONE ALLOWANCE | 4,461.58 |
| 710150 | 15,398.00 |
| SALARY/SPECIAL PAY | 15,398.00 |
| 720100 | 147,598.27 |
| SOCIAL SECURITY | 147,598.27 |
| 720110 | 342,659.79 |
| EMPLOYEE INSURANCE | 342,659.79 |
| 720120 | 243,523.58 |
| RETIREMENT | 243,523.58 |
| 720140 | 6,376.45 |
| STATE UNEMPLOYMENT TAX | 6,376.45 |

| | |
|---|---|
| 730100 | 31,597.00 |
| OFFICE SUPPLIES | 31,597.00 |
| 730240 | 35,006.62 |
| FUEL | 35,006.62 |
| 730260 | 128.46 |
| VEHICLE SUPPLIES | 128.46 |
| 730262 | 958.41 |
| RADIO SUPPLIES | 958.41 |
| 730270 | 4,031.94 |
| LAW ENFORCEMENT SPECIFIC SUPPLIES | 4,031.94 |
| 730280 | 1,992.88 |
| CANINE EXPENSES | 1,992.88 |
| 730310 | 7,640.94 |
| UNIFORMS | 7,640.94 |
| 730390 | 2,907.75 |
| MEDICAL SUPPLIES | 2,907.75 |
| 740140 | 30,076.81 |
| VEHICLE MAINTENANCE | 30,076.81 |
| 740510 | 7,058.17 |
| PROFESSIONAL DEVELOPMENT | 7,058.17 |
| 740512 | 5,277.00 |
| PROFESSIONAL SERVICES | 5,277.00 |
| 740530 | 22,140.67 |
| MOBILE PHONE AND DATA | 22,140.67 |
| 740540 | 4,703.94 |
| TRAVEL EXPENSE | 4,703.94 |
| 740580 | 1,335.74 |
| PRINTING | 1,335.74 |
| 740640 | 144.95 |
| CONTRACT SERVICES | 144.95 |
| 740660 | 4,353.35 |
| EQUIPMENT RENTAL | 4,353.35 |
| 740680 | 1,100.00 |
| MEMBERSHIP/ASSOCIATION DUES | 1,100.00 |
| 750400 | 202,191.95 |
| CAPITAL OUTLAY-FURNITURE FIXTURES AND EQUIPMENT | 202,191.95 |
| 750600 | 142,365.48 |
| CAPITAL OUTLAY-VEHICLES | 142,365.48 |
| 790100 | (2,985.00) |
| REIMBURSEMENTS CLEARING | (2,985.00) |
| 730101 | 199.80 |
| FOOD SUPPLIES | 199.80 |
| 760400 | - |
| DEPRECIATION EQUIPMENT | - |
| 8100 | 391,201.95 |
| COURT OPERATIONS | 391,201.95 |
| 710110 | 33,474.16 |
| SALARY/REGULAR | 33,474.16 |
| 710130 | 9,333.00 |
| SALARY/OVERTIME | 9,333.00 |
| 720100 | 3,239.25 |
| SOCIAL SECURITY | 3,239.25 |
| 720110 | 2,265.71 |
| EMPLOYEE INSURANCE | 2,265.71 |
| 720120 | 1,145.22 |

| | |
|---|---|
| RETIREMENT | 1,145.22 |
| 720140 | 360.99 |
| STATE UNEMPLOYMENT TAX | 360.99 |
| 740170 | 116,916.00 |
| PETIT JURORS | 116,916.00 |
| 740270 | 6,500.00 |
| APPOINTED ATTORNEY | 6,500.00 |
| 740310 | 350.00 |
| APPOINTED ATTORNEY-CIVIL | 350.00 |
| 740370 | - |
| APPOINTED ATTORNEY-JUVENILE | - |
| 740512 | 202.50 |
| PROFESSIONAL SERVICES | 202.50 |
| 740524 | 98,114.57 |
| PROFESSIONAL SERVICES-INTERPRETER | 98,114.57 |
| 740540 | 90.33 |
| TRAVEL EXPENSE | 90.33 |
| 740640 | 46,872.68 |
| CONTRACT SERVICES | 46,872.68 |
| 740690 | 65,601.11 |
| COURT COST | 65,601.11 |
| 740692 | (3,205.57) |
| DA WITNESS EXPENSE | (3,205.57) |
| 740694 | 9,946.78 |
| FOOD SERVICE | 9,946.78 |
| 790100 | (4.78) |
| REIMBURSEMENTS CLEARING | (4.78) |
| 8101 | 5,313,317.54 |
| INDIGENT DEFENSE- CRIMINAL | 5,313,317.54 |
| 740230 | 65.00 |
| LITIGATION EXPENSES | 65.00 |
| 740270 | 2,284,050.30 |
| APPOINTED ATTORNEY | 2,284,050.30 |
| 740280 | - |
| APPOINTED ATTORNEY-NON CONTRACT | - |
| 740290 | 2,151,800.51 |
| OTHER LITIGATION-APPOINTED ATTORNEY | 2,151,800.51 |
| 740310 | 6,910.60 |
| APPOINTED ATTORNEY-CIVIL | 6,910.60 |
| 740370 | 218,856.58 |
| APPOINTED ATTORNEY-JUVENILE | 218,856.58 |
| 740460 | 192,456.23 |
| INVESTIGATOR | 192,456.23 |
| 740464 | - |
| INVESTIGATOR-NON CONTRACT | - |
| 740470 | 304,865.22 |
| EXPERT WITNESS | 304,865.22 |
| 740478 | 5,710.00 |
| EXPERT WITNESS-PSYCHIATRIC EVALUATION | 5,710.00 |
| 740484 | 42,541.00 |
| COURT REPORTER TRANSCRIPT | 42,541.00 |
| 740512 | 19,196.05 |
| PROFESSIONAL SERVICES | 19,196.05 |
| 740524 | 86,510.21 |
| PROFESSIONAL SERVICES-INTERPRETER | 86,510.21 |

| | |
|---|---|
| 740530 | 224.87 |
| MOBILE PHONE AND DATA | 224.87 |
| 740540 | 75.40 |
| TRAVEL EXPENSE | 75.40 |
| 740694 | 55.57 |
| FOOD SERVICE | 55.57 |
| 8102 | 1,175,289.80 |
| INDIGENT DEFENSE- CIVIL | 1,175,289.80 |
| 740230 | 1,603.71 |
| LITIGATION EXPENSES | 1,603.71 |
| 740270 | 30,065.37 |
| APPOINTED ATTORNEY | 30,065.37 |
| 740310 | 1,117,559.27 |
| APPOINTED ATTORNEY-CIVIL | 1,117,559.27 |
| 740484 | 2,863.03 |
| COURT REPORTER TRANSCRIPT | 2,863.03 |
| 740512 | 2,752.01 |
| PROFESSIONAL SERVICES | 2,752.01 |
| 740524 | 16,711.86 |
| PROFESSIONAL SERVICES-INTERPRETER | 16,711.86 |
| 740540 | 3,734.55 |
| TRAVEL EXPENSE | 3,734.55 |
| 8103 | 862,454.01 |
| OFFICE OF COURT ADMIN | 862,454.01 |
| 710100 | 118,821.04 |
| SALARY/OFFICIAL-DEPARTMENT HEAD | 118,821.04 |
| 710110 | 478,056.34 |
| SALARY/REGULAR | 478,056.34 |
| 710130 | 37,219.54 |
| SALARY/OVERTIME | 37,219.54 |
| 720100 | 46,058.15 |
| SOCIAL SECURITY | 46,058.15 |
| 720110 | 77,986.59 |
| EMPLOYEE INSURANCE | 77,986.59 |
| 720120 | 77,803.84 |
| RETIREMENT | 77,803.84 |
| 720140 | 1,649.85 |
| STATE UNEMPLOYMENT TAX | 1,649.85 |
| 730100 | 18,952.01 |
| OFFICE SUPPLIES | 18,952.01 |
| 740510 | 120.00 |
| PROFESSIONAL DEVELOPMENT | 120.00 |
| 740530 | 3,487.78 |
| MOBILE PHONE AND DATA | 3,487.78 |
| 740570 | 72.60 |
| ADVERTISING | 72.60 |
| 740640 | 60.60 |
| CONTRACT SERVICES | 60.60 |
| 740660 | 2,027.77 |
| EQUIPMENT RENTAL | 2,027.77 |
| 740680 | 135.00 |
| MEMBERSHIP/ASSOCIATION DUES | 135.00 |
| 740260 | 2.90 |
| INTEREST ON CREDIT CARDS | 2.90 |
| 8210 | 526,291.77 |

| | |
|---|---|
| COUNTY COURT AT LAW 1 | 526,291.77 |
| 710100 | 186,340.36 |
| SALARY/OFFICIAL-DEPARTMENT HEAD | 186,340.36 |
| 710110 | 209,718.46 |
| SALARY/REGULAR | 209,718.46 |
| 720100 | 26,698.39 |
| SOCIAL SECURITY | 26,698.39 |
| 720110 | 46,820.77 |
| EMPLOYEE INSURANCE | 46,820.77 |
| 720120 | 48,596.09 |
| RETIREMENT | 48,596.09 |
| 720140 | 432.00 |
| STATE UNEMPLOYMENT TAX | 432.00 |
| 730100 | 3,284.38 |
| OFFICE SUPPLIES | 3,284.38 |
| 740510 | - |
| PROFESSIONAL DEVELOPMENT | - |
| 740512 | 245.00 |
| PROFESSIONAL SERVICES | 245.00 |
| 740530 | 37.99 |
| MOBILE PHONE AND DATA | 37.99 |
| 740540 | 907.29 |
| TRAVEL EXPENSE | 907.29 |
| 740640 | 353.96 |
| CONTRACT SERVICES | 353.96 |
| 740660 | 2,778.01 |
| EQUIPMENT RENTAL | 2,778.01 |
| 740694 | 79.07 |
| FOOD SERVICE | 79.07 |
| 8220 | 916,392.75 |
| COUNTY COURT AT LAW 2 | 916,392.75 |
| 710100 | 186,340.36 |
| SALARY/OFFICIAL-DEPARTMENT HEAD | 186,340.36 |
| 710110 | 496,388.64 |
| SALARY/REGULAR | 496,388.64 |
| 720100 | 47,784.54 |
| SOCIAL SECURITY | 47,784.54 |
| 720110 | 93,471.55 |
| EMPLOYEE INSURANCE | 93,471.55 |
| 720120 | 83,770.34 |
| RETIREMENT | 83,770.34 |
| 720140 | 1,008.00 |
| STATE UNEMPLOYMENT TAX | 1,008.00 |
| 730100 | 4,785.79 |
| OFFICE SUPPLIES | 4,785.79 |
| 740510 | 140.00 |
| PROFESSIONAL DEVELOPMENT | 140.00 |
| 740530 | 22.20 |
| MOBILE PHONE AND DATA | 22.20 |
| 740540 | 653.56 |
| TRAVEL EXPENSE | 653.56 |
| 740660 | 2,027.77 |
| EQUIPMENT RENTAL | 2,027.77 |
| 8230 | 832,561.95 |
| COUNTY COURT AT LAW 3 | 832,561.95 |

| | |
|---|---|
| 710100 | 186,340.36 |
| SALARY/OFFICIAL-DEPARTMENT HEAD | 186,340.36 |
| 710110 | 444,938.50 |
| SALARY/REGULAR | 444,938.50 |
| 720100 | 43,304.40 |
| SOCIAL SECURITY | 43,304.40 |
| 720110 | 70,395.71 |
| EMPLOYEE INSURANCE | 70,395.71 |
| 720120 | 77,457.75 |
| RETIREMENT | 77,457.75 |
| 720140 | 720.00 |
| STATE UNEMPLOYMENT TAX | 720.00 |
| 730100 | 6,333.12 |
| OFFICE SUPPLIES | 6,333.12 |
| 730320 | (3,252.58) |
| IT HARDWARE | (3,252.58) |
| 740510 | 1,000.00 |
| PROFESSIONAL DEVELOPMENT | 1,000.00 |
| 740530 | 189.95 |
| MOBILE PHONE AND DATA | 189.95 |
| 740540 | 1,261.33 |
| TRAVEL EXPENSE | 1,261.33 |
| 740640 | 15.00 |
| CONTRACT SERVICES | 15.00 |
| 740660 | 3,858.41 |
| EQUIPMENT RENTAL | 3,858.41 |
| 8240 | 534,438.76 |
| COUNTY COURT AT LAW 4 | 534,438.76 |
| 710100 | 186,340.36 |
| SALARY/OFFICIAL-DEPARTMENT HEAD | 186,340.36 |
| 710110 | 215,241.89 |
| SALARY/REGULAR | 215,241.89 |
| 720100 | 27,274.16 |
| SOCIAL SECURITY | 27,274.16 |
| 720110 | 46,813.03 |
| EMPLOYEE INSURANCE | 46,813.03 |
| 720120 | 49,273.92 |
| RETIREMENT | 49,273.92 |
| 720140 | 432.00 |
| STATE UNEMPLOYMENT TAX | 432.00 |
| 730100 | 2,573.31 |
| OFFICE SUPPLIES | 2,573.31 |
| 730320 | 992.58 |
| IT HARDWARE | 992.58 |
| 740510 | 215.00 |
| PROFESSIONAL DEVELOPMENT | 215.00 |
| 740540 | 899.17 |
| TRAVEL EXPENSE | 899.17 |
| 740640 | 635.29 |
| CONTRACT SERVICES | 635.29 |
| 740660 | 3,811.64 |
| EQUIPMENT RENTAL | 3,811.64 |
| 790100 | (65.99) |
| REIMBURSEMENTS CLEARING | (65.99) |
| 740260 | 2.40 |

| | |
|---|---|
| INTEREST ON CREDIT CARDS | 2.40 |
| 8250 | 514,455.21 |
| COUNTY COURT AT LAW 5 | 514,455.21 |
| 710100 | 186,340.36 |
| SALARY/OFFICIAL-DEPARTMENT HEAD | 186,340.36 |
| 710110 | 199,879.97 |
| SALARY/REGULAR | 199,879.97 |
| 720100 | 26,098.70 |
| SOCIAL SECURITY | 26,098.70 |
| 720110 | 46,823.32 |
| EMPLOYEE INSURANCE | 46,823.32 |
| 720120 | 47,389.01 |
| RETIREMENT | 47,389.01 |
| 720140 | 432.00 |
| STATE UNEMPLOYMENT TAX | 432.00 |
| 730100 | 4,115.83 |
| OFFICE SUPPLIES | 4,115.83 |
| 740510 | 410.00 |
| PROFESSIONAL DEVELOPMENT | 410.00 |
| 740640 | 313.14 |
| CONTRACT SERVICES | 313.14 |
| 740660 | 2,661.38 |
| EQUIPMENT RENTAL | 2,661.38 |
| 790100 | (8.50) |
| REIMBURSEMENTS CLEARING | (8.50) |
| 8310 | 344,094.20 |
| 9TH DISTRICT COURT | 344,094.20 |
| 710100 | 12,999.96 |
| SALARY/OFFICIAL-DEPARTMENT HEAD | 12,999.96 |
| 710110 | 224,799.69 |
| SALARY/REGULAR | 224,799.69 |
| 710140 | 967.31 |
| SALARY/CELL PHONE ALLOWANCE | 967.31 |
| 720100 | 17,857.28 |
| SOCIAL SECURITY | 17,857.28 |
| 720110 | 44,020.73 |
| EMPLOYEE INSURANCE | 44,020.73 |
| 720120 | 29,323.13 |
| RETIREMENT | 29,323.13 |
| 720140 | 432.00 |
| STATE UNEMPLOYMENT TAX | 432.00 |
| 730100 | 2,620.09 |
| OFFICE SUPPLIES | 2,620.09 |
| 740540 | 2,011.09 |
| TRAVEL EXPENSE | 2,011.09 |
| 740640 | 4,500.00 |
| CONTRACT SERVICES | 4,500.00 |
| 740660 | 4,562.92 |
| EQUIPMENT RENTAL | 4,562.92 |
| 8320 | 349,888.15 |
| 221ST DISTRICT COURT | 349,888.15 |
| 710100 | 12,999.96 |
| SALARY/OFFICIAL-DEPARTMENT HEAD | 12,999.96 |
| 710110 | 233,893.72 |
| SALARY/REGULAR | 233,893.72 |

| | |
|---|---|
| 720100 | 18,626.53 |
| SOCIAL SECURITY | 18,626.53 |
| 720110 | 44,018.18 |
| EMPLOYEE INSURANCE | 44,018.18 |
| 720120 | 30,320.48 |
| RETIREMENT | 30,320.48 |
| 720140 | 432.00 |
| STATE UNEMPLOYMENT TAX | 432.00 |
| 730100 | 3,824.67 |
| OFFICE SUPPLIES | 3,824.67 |
| 740530 | 113.97 |
| MOBILE PHONE AND DATA | 113.97 |
| 740540 | - |
| TRAVEL EXPENSE | - |
| 740640 | 473.49 |
| CONTRACT SERVICES | 473.49 |
| 740660 | 5,024.44 |
| EQUIPMENT RENTAL | 5,024.44 |
| 740680 | 150.00 |
| MEMBERSHIP/ASSOCIATION DUES | 150.00 |
| 740260 | 10.71 |
| INTEREST ON CREDIT CARDS | 10.71 |
| 8330 | 703,406.65 |
| 284TH DISTRICT COURT | 703,406.65 |
| 710100 | 11,916.63 |
| SALARY/OFFICIAL-DEPARTMENT HEAD | 11,916.63 |
| 710110 | 505,331.91 |
| SALARY/REGULAR | 505,331.91 |
| 710130 | 309.06 |
| SALARY/OVERTIME | 309.06 |
| 720100 | 38,846.87 |
| SOCIAL SECURITY | 38,846.87 |
| 720110 | 72,639.37 |
| EMPLOYEE INSURANCE | 72,639.37 |
| 720120 | 63,530.59 |
| RETIREMENT | 63,530.59 |
| 720140 | 864.00 |
| STATE UNEMPLOYMENT TAX | 864.00 |
| 730100 | 5,952.59 |
| OFFICE SUPPLIES | 5,952.59 |
| 740510 | 515.39 |
| PROFESSIONAL DEVELOPMENT | 515.39 |
| 740660 | 3,503.43 |
| EQUIPMENT RENTAL | 3,503.43 |
| 790100 | (3.19) |
| REIMBURSEMENTS CLEARING | (3.19) |
| 8340 | 398,414.29 |
| 359TH DISTRICT COURT | 398,414.29 |
| 710100 | 12,999.96 |
| SALARY/OFFICIAL-DEPARTMENT HEAD | 12,999.96 |
| 710110 | 271,985.16 |
| SALARY/REGULAR | 271,985.16 |
| 720100 | 21,372.86 |
| SOCIAL SECURITY | 21,372.86 |
| 720110 | 44,020.66 |

| | |
|---|---|
| EMPLOYEE INSURANCE | 44,020.66 |
| 720120 | 34,994.33 |
| RETIREMENT | 34,994.33 |
| 720140 | 572.64 |
| STATE UNEMPLOYMENT TAX | 572.64 |
| 730100 | 6,238.01 |
| OFFICE SUPPLIES | 6,238.01 |
| 740510 | 130.00 |
| PROFESSIONAL DEVELOPMENT | 130.00 |
| 740530 | 700.22 |
| MOBILE PHONE AND DATA | 700.22 |
| 740540 | 336.00 |
| TRAVEL EXPENSE | 336.00 |
| 740580 | 16.50 |
| PRINTING | 16.50 |
| 740640 | 105.63 |
| CONTRACT SERVICES | 105.63 |
| 740660 | 4,893.48 |
| EQUIPMENT RENTAL | 4,893.48 |
| 740260 | 48.84 |
| INTEREST ON CREDIT CARDS | 48.84 |
| 8350 | 512,738.01 |
| 410th DISTRICT COURT | 512,738.01 |
| 710100 | 12,999.96 |
| SALARY/OFFICIAL-DEPARTMENT HEAD | 12,999.96 |
| 710110 | 360,200.74 |
| SALARY/REGULAR | 360,200.74 |
| 720100 | 27,989.41 |
| SOCIAL SECURITY | 27,989.41 |
| 720110 | 55,810.03 |
| EMPLOYEE INSURANCE | 55,810.03 |
| 720120 | 45,818.35 |
| RETIREMENT | 45,818.35 |
| 720140 | 720.00 |
| STATE UNEMPLOYMENT TAX | 720.00 |
| 730100 | 3,442.13 |
| OFFICE SUPPLIES | 3,442.13 |
| 730160 | 391.17 |
| CLOTHING | 391.17 |
| 730380 | 172.39 |
| AUDIO/VISUAL SUPPLIES | 172.39 |
| 740484 | 877.58 |
| COURT REPORTER TRANSCRIPT | 877.58 |
| 740510 | 480.00 |
| PROFESSIONAL DEVELOPMENT | 480.00 |
| 740540 | 760.55 |
| TRAVEL EXPENSE | 760.55 |
| 740580 | 260.00 |
| PRINTING | 260.00 |
| 740660 | 2,716.94 |
| EQUIPMENT RENTAL | 2,716.94 |
| 740680 | 75.00 |
| MEMBERSHIP/ASSOCIATION DUES | 75.00 |
| 790100 | (33.85) |
| REIMBURSEMENTS CLEARING | (33.85) |

| | |
|---|---|
| 730101 | 57.61 |
| FOOD SUPPLIES | 57.61 |
| 8360 | 643,700.52 |
| 418TH DISTRICT COURT | 643,700.52 |
| 710100 | 12,999.96 |
| SALARY/OFFICIAL-DEPARTMENT HEAD | 12,999.96 |
| 710110 | 459,136.05 |
| SALARY/REGULAR | 459,136.05 |
| 720100 | 35,436.23 |
| SOCIAL SECURITY | 35,436.23 |
| 720110 | 64,846.96 |
| EMPLOYEE INSURANCE | 64,846.96 |
| 720120 | 57,957.70 |
| RETIREMENT | 57,957.70 |
| 720140 | 720.00 |
| STATE UNEMPLOYMENT TAX | 720.00 |
| 730100 | 6,214.37 |
| OFFICE SUPPLIES | 6,214.37 |
| 740510 | 799.94 |
| PROFESSIONAL DEVELOPMENT | 799.94 |
| 740540 | 1,287.82 |
| TRAVEL EXPENSE | 1,287.82 |
| 740656 | 25.90 |
| RENT AND LEASES | 25.90 |
| 740660 | 4,006.36 |
| EQUIPMENT RENTAL | 4,006.36 |
| 740680 | 150.00 |
| MEMBERSHIP/ASSOCIATION DUES | 150.00 |
| 730101 | 119.23 |
| FOOD SUPPLIES | 119.23 |
| 8370 | 331,140.43 |
| 435TH DISTRICT COURT | 331,140.43 |
| 710100 | 12,999.96 |
| SALARY/OFFICIAL-DEPARTMENT HEAD | 12,999.96 |
| 710110 | 218,178.66 |
| SALARY/REGULAR | 218,178.66 |
| 710130 | 193.27 |
| SALARY/OVERTIME | 193.27 |
| 720100 | 17,278.39 |
| SOCIAL SECURITY | 17,278.39 |
| 720110 | 38,002.76 |
| EMPLOYEE INSURANCE | 38,002.76 |
| 720120 | 28,415.75 |
| RETIREMENT | 28,415.75 |
| 720140 | 576.00 |
| STATE UNEMPLOYMENT TAX | 576.00 |
| 730100 | 4,885.08 |
| OFFICE SUPPLIES | 4,885.08 |
| 740510 | 330.00 |
| PROFESSIONAL DEVELOPMENT | 330.00 |
| 740530 | 151.96 |
| MOBILE PHONE AND DATA | 151.96 |
| 740640 | 5,250.00 |
| CONTRACT SERVICES | 5,250.00 |
| 740660 | 5,208.60 |

| | |
|---|---|
| EQUIPMENT RENTAL | 5,208.60 |
| 790100 | (330.00) |
| REIMBURSEMENTS CLEARING | (330.00) |
| 8401 | 523,513.40 |
| DRUG COURT | 523,513.40 |
| 710100 | 76,355.19 |
| SALARY/OFFICIAL-DEPARTMENT HEAD | 76,355.19 |
| 710110 | 101,689.50 |
| SALARY/REGULAR | 101,689.50 |
| 720100 | 13,188.83 |
| SOCIAL SECURITY | 13,188.83 |
| 720110 | 35,362.41 |
| EMPLOYEE INSURANCE | 35,362.41 |
| 720120 | 21,846.10 |
| RETIREMENT | 21,846.10 |
| 720140 | 432.00 |
| STATE UNEMPLOYMENT TAX | 432.00 |
| 730100 | 2,951.75 |
| OFFICE SUPPLIES | 2,951.75 |
| 730120 | 1,875.00 |
| BOOK SUPPLEMENTS | 1,875.00 |
| 740420 | 100.00 |
| COURIER SERVICE | 100.00 |
| 740512 | 236,646.65 |
| PROFESSIONAL SERVICES | 236,646.65 |
| 740516 | 31,092.30 |
| PROFESSIONAL SERVICES-URINALYSIS | 31,092.30 |
| 740660 | 1,733.67 |
| EQUIPMENT RENTAL | 1,733.67 |
| 740680 | 240.00 |
| MEMBERSHIP/ASSOCIATION DUES | 240.00 |
| 8402 | 282,667.02 |
| DRUG COURT-DWI COURT | 282,667.02 |
| 710110 | 50,876.13 |
| SALARY/REGULAR | 50,876.13 |
| 720100 | 3,876.56 |
| SOCIAL SECURITY | 3,876.56 |
| 720110 | 11,787.47 |
| EMPLOYEE INSURANCE | 11,787.47 |
| 720120 | 6,242.43 |
| RETIREMENT | 6,242.43 |
| 720140 | 144.00 |
| STATE UNEMPLOYMENT TAX | 144.00 |
| 730100 | 1,605.84 |
| OFFICE SUPPLIES | 1,605.84 |
| 730120 | 950.00 |
| BOOK SUPPLEMENTS | 950.00 |
| 740420 | 49.51 |
| COURIER SERVICE | 49.51 |
| 740512 | 180,706.58 |
| PROFESSIONAL SERVICES | 180,706.58 |
| 740516 | 26,428.50 |
| PROFESSIONAL SERVICES-URINALYSIS | 26,428.50 |
| 8403 | 331,759.72 |
| MENTAL HEALTH COURT SERVICE | 331,759.72 |

| | |
|---|---|
| 710110 | 220,712.51 |
| SALARY/REGULAR | 220,712.51 |
| 720100 | 16,065.78 |
| SOCIAL SECURITY | 16,065.78 |
| 720110 | 56,404.23 |
| EMPLOYEE INSURANCE | 56,404.23 |
| 720120 | 27,081.35 |
| RETIREMENT | 27,081.35 |
| 720140 | 762.69 |
| STATE UNEMPLOYMENT TAX | 762.69 |
| 730100 | 3,492.25 |
| OFFICE SUPPLIES | 3,492.25 |
| 730320 | 64.95 |
| IT HARDWARE | 64.95 |
| 730330 | 288.91 |
| IT SOFTWARE | 288.91 |
| 740510 | 50.00 |
| PROFESSIONAL DEVELOPMENT | 50.00 |
| 740540 | 2,853.36 |
| TRAVEL EXPENSE | 2,853.36 |
| 740660 | 3,983.69 |
| EQUIPMENT RENTAL | 3,983.69 |
| 8510 | 952,853.74 |
| JUSTICE OF PEACE PRECINCT 1 | 952,853.74 |
| 710100 | 134,270.56 |
| SALARY/OFFICIAL-DEPARTMENT HEAD | 134,270.56 |
| 710110 | 497,741.27 |
| SALARY/REGULAR | 497,741.27 |
| 720100 | 47,008.11 |
| SOCIAL SECURITY | 47,008.11 |
| 720110 | 94,299.76 |
| EMPLOYEE INSURANCE | 94,299.76 |
| 720120 | 77,547.94 |
| RETIREMENT | 77,547.94 |
| 720140 | 1,728.28 |
| STATE UNEMPLOYMENT TAX | 1,728.28 |
| 730100 | 7,370.74 |
| OFFICE SUPPLIES | 7,370.74 |
| 740140 | 158.38 |
| VEHICLE MAINTENANCE | 158.38 |
| 740510 | 1,585.00 |
| PROFESSIONAL DEVELOPMENT | 1,585.00 |
| 740512 | 7,293.77 |
| PROFESSIONAL SERVICES | 7,293.77 |
| 740540 | 1,660.17 |
| TRAVEL EXPENSE | 1,660.17 |
| 740560 | 1,130.00 |
| TRANSPORTATION | 1,130.00 |
| 740580 | 1,008.10 |
| PRINTING | 1,008.10 |
| 740620 | 12,578.01 |
| ELECTRICITY | 12,578.01 |
| 740640 | 357.40 |
| CONTRACT SERVICES | 357.40 |
| 740644 | 61,726.22 |

| | |
|---|---|
| COLLECTION SERVICES | 61,726.22 |
| 740660 | 6,060.03 |
| EQUIPMENT RENTAL | 6,060.03 |
| 740680 | 205.00 |
| MEMBERSHIP/ASSOCIATION DUES | 205.00 |
| 790100 | (875.00) |
| REIMBURSEMENTS CLEARING | (875.00) |
| 8520 | 674,913.52 |
| JUSTICE OF PEACE PRECINCT 2 | 674,913.52 |
| 710100 | 134,270.56 |
| SALARY/OFFICIAL-DEPARTMENT HEAD | 134,270.56 |
| 710110 | 242,941.14 |
| SALARY/REGULAR | 242,941.14 |
| 710130 | 54.47 |
| SALARY/OVERTIME | 54.47 |
| 720100 | 28,076.77 |
| SOCIAL SECURITY | 28,076.77 |
| 720110 | 70,724.82 |
| EMPLOYEE INSURANCE | 70,724.82 |
| 720120 | 46,291.00 |
| RETIREMENT | 46,291.00 |
| 720140 | 864.00 |
| STATE UNEMPLOYMENT TAX | 864.00 |
| 730100 | 3,928.37 |
| OFFICE SUPPLIES | 3,928.37 |
| 740140 | - |
| VEHICLE MAINTENANCE | - |
| 740510 | 150.00 |
| PROFESSIONAL DEVELOPMENT | 150.00 |
| 740512 | 7,848.00 |
| PROFESSIONAL SERVICES | 7,848.00 |
| 740530 | 804.06 |
| MOBILE PHONE AND DATA | 804.06 |
| 740540 | 450.68 |
| TRAVEL EXPENSE | 450.68 |
| 740560 | 1,520.00 |
| TRANSPORTATION | 1,520.00 |
| 740620 | 8,116.34 |
| ELECTRICITY | 8,116.34 |
| 740640 | 49.31 |
| CONTRACT SERVICES | 49.31 |
| 740644 | 125,928.02 |
| COLLECTION SERVICES | 125,928.02 |
| 740660 | 3,105.53 |
| EQUIPMENT RENTAL | 3,105.53 |
| 740680 | 240.00 |
| MEMBERSHIP/ASSOCIATION DUES | 240.00 |
| 790100 | (449.55) |
| REIMBURSEMENTS CLEARING | (449.55) |
| 8530 | 1,291,817.92 |
| JUSTICE OF PEACE PRECINCT 3 | 1,291,817.92 |
| 710100 | 134,270.56 |
| SALARY/OFFICIAL-DEPARTMENT HEAD | 134,270.56 |
| 710110 | 737,904.12 |
| SALARY/REGULAR | 737,904.12 |

| | |
|---|---|
| 710130 | 7,274.08 |
| SALARY/OVERTIME | 7,274.08 |
| 710140 | 485.13 |
| SALARY/CELL PHONE ALLOWANCE | 485.13 |
| 720100 | 64,675.64 |
| SOCIAL SECURITY | 64,675.64 |
| 720110 | 202,668.82 |
| EMPLOYEE INSURANCE | 202,668.82 |
| 720120 | 108,006.22 |
| RETIREMENT | 108,006.22 |
| 720140 | 2,651.92 |
| STATE UNEMPLOYMENT TAX | 2,651.92 |
| 730100 | 14,431.22 |
| OFFICE SUPPLIES | 14,431.22 |
| 730110 | 330.00 |
| POSTAGE | 330.00 |
| 730220 | 278.07 |
| REPLACEMENTS | 278.07 |
| 740140 | 273.18 |
| VEHICLE MAINTENANCE | 273.18 |
| 740510 | 2,735.00 |
| PROFESSIONAL DEVELOPMENT | 2,735.00 |
| 740512 | 1,252.79 |
| PROFESSIONAL SERVICES | 1,252.79 |
| 740540 | 2,267.83 |
| TRAVEL EXPENSE | 2,267.83 |
| 740560 | 2,170.00 |
| TRANSPORTATION | 2,170.00 |
| 740580 | 1,230.00 |
| PRINTING | 1,230.00 |
| 740640 | 49.23 |
| CONTRACT SERVICES | 49.23 |
| 740660 | 5,756.44 |
| EQUIPMENT RENTAL | 5,756.44 |
| 740680 | 60.00 |
| MEMBERSHIP/ASSOCIATION DUES | 60.00 |
| 750400 | 4,027.67 |
| CAPITAL OUTLAY-FURNITURE FIXTURES AND EQUIPMENT | 4,027.67 |
| 790100 | (980.00) |
| REIMBURSEMENTS CLEARING | (980.00) |
| 8540 | 1,018,616.21 |
| JUSTICE OF PEACE PRECINCT 4 | 1,018,616.21 |
| 710100 | 134,270.56 |
| SALARY/OFFICIAL-DEPARTMENT HEAD | 134,270.56 |
| 710110 | 493,517.53 |
| SALARY/REGULAR | 493,517.53 |
| 710130 | 5,606.27 |
| SALARY/OVERTIME | 5,606.27 |
| 720100 | 47,314.88 |
| SOCIAL SECURITY | 47,314.88 |
| 720110 | 136,298.18 |
| EMPLOYEE INSURANCE | 136,298.18 |
| 720120 | 77,717.50 |
| RETIREMENT | 77,717.50 |
| 720140 | 1,825.83 |

| | |
|---|---|
| STATE UNEMPLOYMENT TAX | 1,825.83 |
| 730100 | 8,058.86 |
| OFFICE SUPPLIES | 8,058.86 |
| 740512 | 5,904.00 |
| PROFESSIONAL SERVICES | 5,904.00 |
| 740530 | 254.12 |
| MOBILE PHONE AND DATA | 254.12 |
| 740540 | 2,207.62 |
| TRAVEL EXPENSE | 2,207.62 |
| 740560 | 1,665.00 |
| TRANSPORTATION | 1,665.00 |
| 740580 | 2,292.04 |
| PRINTING | 2,292.04 |
| 740620 | 5,255.49 |
| ELECTRICITY | 5,255.49 |
| 740640 | 597.05 |
| CONTRACT SERVICES | 597.05 |
| 740644 | 90,551.31 |
| COLLECTION SERVICES | 90,551.31 |
| 740660 | 5,244.97 |
| EQUIPMENT RENTAL | 5,244.97 |
| 740680 | 35.00 |
| MEMBERSHIP/ASSOCIATION DUES | 35.00 |
| 8550 | 618,126.18 |
| JUSTICE OF PEACE PRECINCT 5 | 618,126.18 |
| 710100 | 134,270.56 |
| SALARY/OFFICIAL-DEPARTMENT HEAD | 134,270.56 |
| 710110 | 252,592.71 |
| SALARY/REGULAR | 252,592.71 |
| 720100 | 29,153.50 |
| SOCIAL SECURITY | 29,153.50 |
| 720110 | 68,398.62 |
| EMPLOYEE INSURANCE | 68,398.62 |
| 720120 | 47,468.05 |
| RETIREMENT | 47,468.05 |
| 720140 | 725.00 |
| STATE UNEMPLOYMENT TAX | 725.00 |
| 730100 | 10,771.67 |
| OFFICE SUPPLIES | 10,771.67 |
| 730110 | 660.00 |
| POSTAGE | 660.00 |
| 740510 | 765.00 |
| PROFESSIONAL DEVELOPMENT | 765.00 |
| 740512 | 3,048.00 |
| PROFESSIONAL SERVICES | 3,048.00 |
| 740530 | 1,852.66 |
| MOBILE PHONE AND DATA | 1,852.66 |
| 740540 | 865.66 |
| TRAVEL EXPENSE | 865.66 |
| 740640 | 964.40 |
| CONTRACT SERVICES | 964.40 |
| 740644 | 63,914.52 |
| COLLECTION SERVICES | 63,914.52 |
| 740660 | 2,765.83 |
| EQUIPMENT RENTAL | 2,765.83 |

| | |
|---|---|
| 740680 | 60.00 |
| MEMBERSHIP/ASSOCIATION DUES | 60.00 |
| 790100 | (150.00) |
| REIMBURSEMENTS CLEARING | (150.00) |
| 6502 | 1,071,516.68 |
| SHERIFF FINANCE | 1,071,516.68 |
| 710110 | 432,873.20 |
| SALARY/REGULAR | 432,873.20 |
| 710130 | 6,026.82 |
| SALARY/OVERTIME | 6,026.82 |
| 720100 | 32,258.16 |
| SOCIAL SECURITY | 32,258.16 |
| 720110 | 93,872.04 |
| EMPLOYEE INSURANCE | 93,872.04 |
| 720120 | 53,853.48 |
| RETIREMENT | 53,853.48 |
| 720140 | 988.56 |
| STATE UNEMPLOYMENT TAX | 988.56 |
| 730100 | 7,592.99 |
| OFFICE SUPPLIES | 7,592.99 |
| 730320 | 41,608.66 |
| IT HARDWARE | 41,608.66 |
| 740110 | 11,221.47 |
| IT SOFTWARE MAINTENANCE | 11,221.47 |
| 740504 | 16,748.40 |
| ONLINE SERVICES | 16,748.40 |
| 740512 | 3,625.00 |
| PROFESSIONAL SERVICES | 3,625.00 |
| 740530 | 357,098.93 |
| MOBILE PHONE AND DATA | 357,098.93 |
| 740540 | 4,140.50 |
| TRAVEL EXPENSE | 4,140.50 |
| 740580 | 1,144.00 |
| PRINTING | 1,144.00 |
| 740660 | 8,718.86 |
| EQUIPMENT RENTAL | 8,718.86 |
| 790100 | (254.39) |
| REIMBURSEMENTS CLEARING | (254.39) |
| 5703 | - |
| 242 OPERATIONS | - |
| 740644 | - |
| COLLECTION SERVICES | - |
| 3212 | - |
| PAYROLL PASS-THRU | - |
| 710110 | - |
| SALARY/REGULAR | - |
| 3702 | 358.00 |
| TAC RENDITION PENALTY | 358.00 |
| 730220 | 358.00 |
| REPLACEMENTS | 358.00 |
| 8380 | 92,221.73 |
| 457TH DISTRICT COURT | 92,221.73 |
| 710100 | 3,033.32 |
| SALARY/OFFICIAL-DEPARTMENT HEAD | 3,033.32 |
| 710110 | 57,435.89 |

| | |
|---|---|
| SALARY/REGULAR | 57,435.89 |
| 720100 | 4,547.19 |
| SOCIAL SECURITY | 4,547.19 |
| 720110 | 4,048.91 |
| EMPLOYEE INSURANCE | 4,048.91 |
| 720120 | 7,419.51 |
| RETIREMENT | 7,419.51 |
| 720140 | 288.00 |
| STATE UNEMPLOYMENT TAX | 288.00 |
| 730100 | 15,448.91 |
| OFFICE SUPPLIES | 15,448.91 |
| 200 | 38,294,889.95 |
| ROAD AND BRIDGE | 38,294,889.95 |
| 2600 | 1,151,776.39 |
| INFORMATION TECHNOLOGY | 1,151,776.39 |
| 710100 | 128,927.14 |
| SALARY/OFFICIAL-DEPARTMENT HEAD | 128,927.14 |
| 710110 | 683,763.10 |
| SALARY/REGULAR | 683,763.10 |
| 710130 | 12,106.27 |
| SALARY/OVERTIME | 12,106.27 |
| 710140 | 6,601.06 |
| SALARY/CELL PHONE ALLOWANCE | 6,601.06 |
| 720100 | 62,118.26 |
| SOCIAL SECURITY | 62,118.26 |
| 720110 | 152,272.81 |
| EMPLOYEE INSURANCE | 152,272.81 |
| 720120 | 102,270.84 |
| RETIREMENT | 102,270.84 |
| 720140 | 2,235.29 |
| STATE UNEMPLOYMENT TAX | 2,235.29 |
| 730100 | 496.91 |
| OFFICE SUPPLIES | 496.91 |
| 740512 | 95.00 |
| PROFESSIONAL SERVICES | 95.00 |
| 740620 | 889.71 |
| ELECTRICITY | 889.71 |
| 740660 | - |
| EQUIPMENT RENTAL | - |
| 4700 | 1,715,814.37 |
| PARKS | 1,715,814.37 |
| 710110 | 1,007,077.39 |
| SALARY/REGULAR | 1,007,077.39 |
| 710130 | 32,635.54 |
| SALARY/OVERTIME | 32,635.54 |
| 710140 | 847.50 |
| SALARY/CELL PHONE ALLOWANCE | 847.50 |
| 720100 | 78,186.43 |
| SOCIAL SECURITY | 78,186.43 |
| 720110 | 238,755.13 |
| EMPLOYEE INSURANCE | 238,755.13 |
| 720120 | 124,556.43 |
| RETIREMENT | 124,556.43 |
| 720140 | 4,453.61 |
| STATE UNEMPLOYMENT TAX | 4,453.61 |

| | |
|---|---|
| 730100 | 35,132.09 |
| OFFICE SUPPLIES | 35,132.09 |
| 730140 | 6,035.27 |
| JANITOR SUPPLIES | 6,035.27 |
| 730190 | 1,900.00 |
| ROAD MATERIALS | 1,900.00 |
| 730220 | 3,059.40 |
| REPLACEMENTS | 3,059.40 |
| 730250 | 4,336.81 |
| SHOP SUPPLIES | 4,336.81 |
| 730260 | 5,911.50 |
| VEHICLE SUPPLIES | 5,911.50 |
| 730310 | 3,623.00 |
| UNIFORMS | 3,623.00 |
| 730350 | 5,421.83 |
| AGRICULTURE SUPPLIES | 5,421.83 |
| 740140 | 16,399.18 |
| VEHICLE MAINTENANCE | 16,399.18 |
| 740150 | 2,385.54 |
| LANDSCAPE MAINTENANCE | 2,385.54 |
| 740410 | 800.00 |
| TOLLS | 800.00 |
| 740504 | - |
| ONLINE SERVICES | - |
| 740510 | 129.00 |
| PROFESSIONAL DEVELOPMENT | 129.00 |
| 740512 | 108,841.45 |
| PROFESSIONAL SERVICES | 108,841.45 |
| 740530 | 3,326.06 |
| MOBILE PHONE AND DATA | 3,326.06 |
| 740540 | 93.38 |
| TRAVEL EXPENSE | 93.38 |
| 740620 | 5,446.19 |
| ELECTRICITY | 5,446.19 |
| 740640 | 11,196.45 |
| CONTRACT SERVICES | 11,196.45 |
| 740654 | 11,900.66 |
| COMMUNITY BUILDING/VOTING BOX | 11,900.66 |
| 740660 | 3,107.77 |
| EQUIPMENT RENTAL | 3,107.77 |
| 730101 | 256.76 |
| FOOD SUPPLIES | 256.76 |
| 4800 | 559,831.10 |
| COMMUNITY CENTERS | 559,831.10 |
| 710110 | 339,696.07 |
| SALARY/REGULAR | 339,696.07 |
| 710130 | 4,384.04 |
| SALARY/OVERTIME | 4,384.04 |
| 710140 | 485.13 |
| SALARY/CELL PHONE ALLOWANCE | 485.13 |
| 720100 | 25,843.41 |
| SOCIAL SECURITY | 25,843.41 |
| 720110 | 55,261.88 |
| EMPLOYEE INSURANCE | 55,261.88 |
| 720120 | 39,590.26 |

| | |
|---|---|
| RETIREMENT | 39,590.26 |
| 720140 | 1,449.34 |
| STATE UNEMPLOYMENT TAX | 1,449.34 |
| 730100 | 14,912.89 |
| OFFICE SUPPLIES | 14,912.89 |
| 730380 | 8,492.91 |
| AUDIO/VISUAL SUPPLIES | 8,492.91 |
| 740512 | 4,617.51 |
| PROFESSIONAL SERVICES | 4,617.51 |
| 740540 | 90.77 |
| TRAVEL EXPENSE | 90.77 |
| 740620 | 54,101.64 |
| ELECTRICITY | 54,101.64 |
| 740624 | 6,966.12 |
| WATER AND SEWER | 6,966.12 |
| 740640 | 1,545.99 |
| CONTRACT SERVICES | 1,545.99 |
| 740660 | 1,133.52 |
| EQUIPMENT RENTAL | 1,133.52 |
| 740694 | 1,259.62 |
| FOOD SERVICE | 1,259.62 |
| 4900 | 1,364,367.04 |
| RECYCLE CENTERS | 1,364,367.04 |
| 710110 | 601,975.22 |
| SALARY/REGULAR | 601,975.22 |
| 710130 | 32,961.60 |
| SALARY/OVERTIME | 32,961.60 |
| 710140 | 1,650.15 |
| SALARY/CELL PHONE ALLOWANCE | 1,650.15 |
| 720100 | 47,894.59 |
| SOCIAL SECURITY | 47,894.59 |
| 720110 | 139,421.19 |
| EMPLOYEE INSURANCE | 139,421.19 |
| 720120 | 78,108.75 |
| RETIREMENT | 78,108.75 |
| 720140 | 1,958.40 |
| STATE UNEMPLOYMENT TAX | 1,958.40 |
| 730100 | 33,558.56 |
| OFFICE SUPPLIES | 33,558.56 |
| 730250 | 1,489.74 |
| SHOP SUPPLIES | 1,489.74 |
| 730260 | 757.98 |
| VEHICLE SUPPLIES | 757.98 |
| 730310 | 1,295.18 |
| UNIFORMS | 1,295.18 |
| 730390 | 837.00 |
| MEDICAL SUPPLIES | 837.00 |
| 740420 | 2,162.04 |
| COURIER SERVICE | 2,162.04 |
| 740512 | 330,192.96 |
| PROFESSIONAL SERVICES | 330,192.96 |
| 740620 | 1,509.29 |
| ELECTRICITY | 1,509.29 |
| 740640 | 60,574.39 |
| CONTRACT SERVICES | 60,574.39 |

| | |
|---|---|
| 740660 | 28,020.00 |
| EQUIPMENT RENTAL | 28,020.00 |
| 7300 | 64,102.71 |
| CONSTABLE PRECINCT 3 | 64,102.71 |
| 710130 | 49,276.88 |
| SALARY/OVERTIME | 49,276.88 |
| 720100 | 3,650.85 |
| SOCIAL SECURITY | 3,650.85 |
| 720110 | 5,126.92 |
| EMPLOYEE INSURANCE | 5,126.92 |
| 720120 | 6,046.24 |
| RETIREMENT | 6,046.24 |
| 720140 | 1.82 |
| STATE UNEMPLOYMENT TAX | 1.82 |
| 9000 | 5,637.50 |
| RESTRICTED | 5,637.50 |
| 730190 | 5,637.50 |
| ROAD MATERIALS | 5,637.50 |
| 9100 | 8,015,657.00 |
| COMMISSIONER PRECINCT 1 | 8,015,657.00 |
| 710100 | 178,486.98 |
| SALARY/OFFICIAL-DEPARTMENT HEAD | 178,486.98 |
| 710110 | 2,712,051.68 |
| SALARY/REGULAR | 2,712,051.68 |
| 710130 | 82,438.33 |
| SALARY/OVERTIME | 82,438.33 |
| 710140 | 1,562.46 |
| SALARY/CELL PHONE ALLOWANCE | 1,562.46 |
| 720100 | 221,262.06 |
| SOCIAL SECURITY | 221,262.06 |
| 720110 | 623,933.56 |
| EMPLOYEE INSURANCE | 623,933.56 |
| 720120 | 365,323.81 |
| RETIREMENT | 365,323.81 |
| 720140 | 8,153.03 |
| STATE UNEMPLOYMENT TAX | 8,153.03 |
| 730100 | 63,213.92 |
| OFFICE SUPPLIES | 63,213.92 |
| 730140 | (959.90) |
| JANITOR SUPPLIES | (959.90) |
| 730180 | 5,092.20 |
| CULVERTS | 5,092.20 |
| 730190 | 1,097,339.23 |
| ROAD MATERIALS | 1,097,339.23 |
| 730200 | 21,224.14 |
| CRUSHED CONCRETE/REJECT | 21,224.14 |
| 730220 | 1,822.55 |
| REPLACEMENTS | 1,822.55 |
| 730240 | 40,860.70 |
| FUEL | 40,860.70 |
| 730250 | 20,611.77 |
| SHOP SUPPLIES | 20,611.77 |
| 730260 | 296,770.05 |
| VEHICLE SUPPLIES | 296,770.05 |
| 730270 | 219,887.60 |

| | |
|---|---|
| LAW ENFORCEMENT SPECIFIC SUPPLIES | 219,887.60 |
| 730310 | 16,880.80 |
| UNIFORMS | 16,880.80 |
| 730320 | 57,980.00 |
| IT HARDWARE | 57,980.00 |
| 730350 | 2,534.83 |
| AGRICULTURE SUPPLIES | 2,534.83 |
| 730390 | (1,145.20) |
| MEDICAL SUPPLIES | (1,145.20) |
| 740140 | 51,093.09 |
| VEHICLE MAINTENANCE | 51,093.09 |
| 740150 | 62,447.80 |
| LANDSCAPE MAINTENANCE | 62,447.80 |
| 740430 | 1,136.86 |
| STRIPING/SEALANT SERVICES | 1,136.86 |
| 740510 | 1,335.27 |
| PROFESSIONAL DEVELOPMENT | 1,335.27 |
| 740512 | 923,196.19 |
| PROFESSIONAL SERVICES | 923,196.19 |
| 740530 | 12,175.62 |
| MOBILE PHONE AND DATA | 12,175.62 |
| 740540 | 29.90 |
| TRAVEL EXPENSE | 29.90 |
| 740620 | 159,191.56 |
| ELECTRICITY | 159,191.56 |
| 740624 | 5,094.13 |
| WATER AND SEWER | 5,094.13 |
| 740628 | 6,581.98 |
| TELEPHONE-FIBER OPTIC-RESTRICTED | 6,581.98 |
| 740640 | 154,740.20 |
| CONTRACT SERVICES | 154,740.20 |
| 740650 | 66,970.78 |
| SIGN AND SIGNAL MAINTENANCE | 66,970.78 |
| 740652 | 9,112.50 |
| BRIDGE REPAIR | 9,112.50 |
| 740654 | 14,543.79 |
| COMMUNITY BUILDING/VOTING BOX | 14,543.79 |
| 740656 | 318.00 |
| RENT AND LEASES | 318.00 |
| 740660 | 19,050.11 |
| EQUIPMENT RENTAL | 19,050.11 |
| 750200 | 3,500.00 |
| CAPITAL OUTLAY-LAND | 3,500.00 |
| 750300 | 26,275.57 |
| CAPITAL OUTLAY-BUILDING | 26,275.57 |
| 750400 | 221,172.62 |
| CAPITAL OUTLAY-FURNITURE FIXTURES AND EQUIPMENT | 221,172.62 |
| 750600 | 241,641.50 |
| CAPITAL OUTLAY-VEHICLES | 241,641.50 |
| 750800 | 2,484.60 |
| MAJOR PROJECTS | 2,484.60 |
| 790100 | (1,759.67) |
| REIMBURSEMENTS CLEARING | (1,759.67) |
| 9200 | 8,874,017.60 |
| COMMISSIONER PRECINCT 2 | 8,874,017.60 |

| | |
|---|---|
| 710100 | 178,456.98 |
| SALARY/OFFICIAL-DEPARTMENT HEAD | 178,456.98 |
| 710110 | 2,269,119.40 |
| SALARY/REGULAR | 2,269,119.40 |
| 710130 | 6,937.93 |
| SALARY/OVERTIME | 6,937.93 |
| 710140 | 1,709.78 |
| SALARY/CELL PHONE ALLOWANCE | 1,709.78 |
| 720100 | 179,830.10 |
| SOCIAL SECURITY | 179,830.10 |
| 720110 | 549,242.89 |
| EMPLOYEE INSURANCE | 549,242.89 |
| 720120 | 301,892.09 |
| RETIREMENT | 301,892.09 |
| 720140 | 7,160.38 |
| STATE UNEMPLOYMENT TAX | 7,160.38 |
| 730100 | 12,571.34 |
| OFFICE SUPPLIES | 12,571.34 |
| 730180 | 19,661.04 |
| CULVERTS | 19,661.04 |
| 730190 | 3,397,065.29 |
| ROAD MATERIALS | 3,397,065.29 |
| 730220 | 937.39 |
| REPLACEMENTS | 937.39 |
| 730240 | 158,530.57 |
| FUEL | 158,530.57 |
| 730250 | 31,164.55 |
| SHOP SUPPLIES | 31,164.55 |
| 730260 | 339,610.42 |
| VEHICLE SUPPLIES | 339,610.42 |
| 730310 | 19,477.61 |
| UNIFORMS | 19,477.61 |
| 740110 | 8,672.45 |
| IT SOFTWARE MAINTENANCE | 8,672.45 |
| 740510 | 1,345.23 |
| PROFESSIONAL DEVELOPMENT | 1,345.23 |
| 740512 | 321,141.51 |
| PROFESSIONAL SERVICES | 321,141.51 |
| 740530 | 10,137.31 |
| MOBILE PHONE AND DATA | 10,137.31 |
| 740620 | 62,180.01 |
| ELECTRICITY | 62,180.01 |
| 740628 | 22,261.19 |
| TELEPHONE-FIBER OPTIC-RESTRICTED | 22,261.19 |
| 740640 | 2,903.98 |
| CONTRACT SERVICES | 2,903.98 |
| 740650 | 137,518.09 |
| SIGN AND SIGNAL MAINTENANCE | 137,518.09 |
| 740654 | 1,256.48 |
| COMMUNITY BUILDING/VOTING BOX | 1,256.48 |
| 740660 | 6,819.70 |
| EQUIPMENT RENTAL | 6,819.70 |
| 750400 | 413,962.39 |
| CAPITAL OUTLAY-FURNITURE FIXTURES AND EQUIPMENT | 413,962.39 |
| 750600 | 85,623.32 |

| | |
|---|---|
| CAPITAL OUTLAY-VEHICLES | 85,623.32 |
| 750800 | 228,269.40 |
| MAJOR PROJECTS | 228,269.40 |
| 760600 | 100,000.00 |
| SETTLEMENT COSTS | 100,000.00 |
| 790100 | (1,441.22) |
| REIMBURSEMENTS CLEARING | (1,441.22) |
| 9300 | 6,377,641.85 |
| COMMISSIONER PRECINCT 3 | 6,377,641.85 |
| 710100 | 180,456.21 |
| SALARY/OFFICIAL-DEPARTMENT HEAD | 180,456.21 |
| 710110 | 1,386,574.69 |
| SALARY/REGULAR | 1,386,574.69 |
| 710130 | 42,851.42 |
| SALARY/OVERTIME | 42,851.42 |
| 710140 | 7,681.32 |
| SALARY/CELL PHONE ALLOWANCE | 7,681.32 |
| 720100 | 118,443.53 |
| SOCIAL SECURITY | 118,443.53 |
| 720110 | 294,830.66 |
| EMPLOYEE INSURANCE | 294,830.66 |
| 720120 | 198,756.35 |
| RETIREMENT | 198,756.35 |
| 720140 | 3,778.42 |
| STATE UNEMPLOYMENT TAX | 3,778.42 |
| 730100 | 274,484.59 |
| OFFICE SUPPLIES | 274,484.59 |
| 730110 | 14.07 |
| POSTAGE | 14.07 |
| 730140 | 1,220.62 |
| JANITOR SUPPLIES | 1,220.62 |
| 730180 | 3,970.68 |
| CULVERTS | 3,970.68 |
| 730190 | 632,437.01 |
| ROAD MATERIALS | 632,437.01 |
| 730200 | 2,568.06 |
| CRUSHED CONCRETE/REJECT | 2,568.06 |
| 730220 | 5,697.09 |
| REPLACEMENTS | 5,697.09 |
| 730240 | 79,469.30 |
| FUEL | 79,469.30 |
| 730250 | 10,667.83 |
| SHOP SUPPLIES | 10,667.83 |
| 730260 | 114,256.93 |
| VEHICLE SUPPLIES | 114,256.93 |
| 730270 | 25,482.33 |
| LAW ENFORCEMENT SPECIFIC SUPPLIES | 25,482.33 |
| 730310 | 14,485.58 |
| UNIFORMS | 14,485.58 |
| 730320 | 1,037.36 |
| IT HARDWARE | 1,037.36 |
| 730350 | 33,114.36 |
| AGRICULTURE SUPPLIES | 33,114.36 |
| 730380 | 3,928.35 |
| AUDIO/VISUAL SUPPLIES | 3,928.35 |

| | |
|---|---|
| 730390 | 989.40 |
| MEDICAL SUPPLIES | 989.40 |
| 740140 | 11,191.65 |
| VEHICLE MAINTENANCE | 11,191.65 |
| 740150 | 6,530.00 |
| LANDSCAPE MAINTENANCE | 6,530.00 |
| 740430 | 648,071.26 |
| STRIPING/SEALANT SERVICES | 648,071.26 |
| 740440 | 16,512.10 |
| CONCRETE/CURB REPAIR | 16,512.10 |
| 740504 | 622.35 |
| ONLINE SERVICES | 622.35 |
| 740510 | 971.97 |
| PROFESSIONAL DEVELOPMENT | 971.97 |
| 740512 | 415,865.52 |
| PROFESSIONAL SERVICES | 415,865.52 |
| 740530 | 9,942.44 |
| MOBILE PHONE AND DATA | 9,942.44 |
| 740540 | 1,685.32 |
| TRAVEL EXPENSE | 1,685.32 |
| 740620 | 113,870.57 |
| ELECTRICITY | 113,870.57 |
| 740628 | 10,071.51 |
| TELEPHONE-FIBER OPTIC-RESTRICTED | 10,071.51 |
| 740640 | 13,537.16 |
| CONTRACT SERVICES | 13,537.16 |
| 740650 | 194,780.09 |
| SIGN AND SIGNAL MAINTENANCE | 194,780.09 |
| 740660 | 8,186.69 |
| EQUIPMENT RENTAL | 8,186.69 |
| 740662 | - |
| LEASE TO PURCHASE | - |
| 740680 | 500.00 |
| MEMBERSHIP/ASSOCIATION DUES | 500.00 |
| 740750 | 436.50 |
| REMODEL | 436.50 |
| 740970 | 286.34 |
| FREIGHT AND HANDLING | 286.34 |
| 750400 | 245,159.82 |
| CAPITAL OUTLAY-FURNITURE FIXTURES AND EQUIPMENT | 245,159.82 |
| 750600 | 415,678.58 |
| CAPITAL OUTLAY-VEHICLES | 415,678.58 |
| 750800 | 874,145.35 |
| MAJOR PROJECTS | 874,145.35 |
| 790100 | (47,599.53) |
| REIMBURSEMENTS CLEARING | (47,599.53) |
| 9400 | 8,410,638.31 |
| COMMISSIONER PRECINCT 4 | 8,410,638.31 |
| 710100 | 178,486.98 |
| SALARY/OFFICIAL-DEPARTMENT HEAD | 178,486.98 |
| 710110 | 2,836,296.05 |
| SALARY/REGULAR | 2,836,296.05 |
| 710130 | 36,899.08 |
| SALARY/OVERTIME | 36,899.08 |
| 710140 | 1,919.84 |

| | |
|---|---|
| SALARY/CELL PHONE ALLOWANCE | 1,919.84 |
| 720100 | 226,270.12 |
| SOCIAL SECURITY | 226,270.12 |
| 720110 | 617,803.61 |
| EMPLOYEE INSURANCE | 617,803.61 |
| 720120 | 376,059.03 |
| RETIREMENT | 376,059.03 |
| 720140 | 8,240.49 |
| STATE UNEMPLOYMENT TAX | 8,240.49 |
| 730100 | 82,593.98 |
| OFFICE SUPPLIES | 82,593.98 |
| 730110 | 125.34 |
| POSTAGE | 125.34 |
| 730140 | 2,976.48 |
| JANITOR SUPPLIES | 2,976.48 |
| 730180 | 113,296.28 |
| CULVERTS | 113,296.28 |
| 730190 | 732,519.94 |
| ROAD MATERIALS | 732,519.94 |
| 730200 | 361,809.69 |
| CRUSHED CONCRETE/REJECT | 361,809.69 |
| 730220 | 247.37 |
| REPLACEMENTS | 247.37 |
| 730240 | 238,785.66 |
| FUEL | 238,785.66 |
| 730250 | 63,363.01 |
| SHOP SUPPLIES | 63,363.01 |
| 730260 | 246,377.42 |
| VEHICLE SUPPLIES | 246,377.42 |
| 730310 | 21,763.22 |
| UNIFORMS | 21,763.22 |
| 730350 | 170,757.95 |
| AGRICULTURE SUPPLIES | 170,757.95 |
| 740140 | 112,158.91 |
| VEHICLE MAINTENANCE | 112,158.91 |
| 740150 | 50,427.39 |
| LANDSCAPE MAINTENANCE | 50,427.39 |
| 740410 | 4,666.39 |
| TOLLS | 4,666.39 |
| 740430 | 30,132.58 |
| STRIPING/SEALANT SERVICES | 30,132.58 |
| 740440 | 38,250.95 |
| CONCRETE/CURB REPAIR | 38,250.95 |
| 740510 | 665.00 |
| PROFESSIONAL DEVELOPMENT | 665.00 |
| 740512 | 153,266.19 |
| PROFESSIONAL SERVICES | 153,266.19 |
| 740530 | 24,390.02 |
| MOBILE PHONE AND DATA | 24,390.02 |
| 740540 | 1,666.19 |
| TRAVEL EXPENSE | 1,666.19 |
| 740550 | 27,732.63 |
| SAFETY PROGRAM | 27,732.63 |
| 740580 | 988.75 |
| PRINTING | 988.75 |

| | |
|---|---|
| 740620 | 136,227.11 |
| ELECTRICITY | 136,227.11 |
| 740628 | 8,583.41 |
| TELEPHONE-FIBER OPTIC-RESTRICTED | 8,583.41 |
| 740640 | 16,152.44 |
| CONTRACT SERVICES | 16,152.44 |
| 740650 | 44,785.96 |
| SIGN AND SIGNAL MAINTENANCE | 44,785.96 |
| 740660 | 13,141.29 |
| EQUIPMENT RENTAL | 13,141.29 |
| 740662 | 88,868.12 |
| LEASE TO PURCHASE | 88,868.12 |
| 740930 | 561.82 |
| DAMAGE REPAIRS | 561.82 |
| 740970 | 45.00 |
| FREIGHT AND HANDLING | 45.00 |
| 750300 | 5,696.68 |
| CAPITAL OUTLAY-BUILDING | 5,696.68 |
| 750400 | 632,937.91 |
| CAPITAL OUTLAY-FURNITURE FIXTURES AND EQUIPMENT | 632,937.91 |
| 750600 | 857,382.52 |
| CAPITAL OUTLAY-VEHICLES | 857,382.52 |
| 750800 | 200,910.54 |
| MAJOR PROJECTS | 200,910.54 |
| 790100 | (355,686.36) |
| REIMBURSEMENTS CLEARING | (355,686.36) |
| 740260 | 95.33 |
| INTEREST ON CREDIT CARDS | 95.33 |
| 9500 | 1,755,406.08 |
| COUNTY ENGINEER | 1,755,406.08 |
| 710100 | 143,716.64 |
| SALARY/OFFICIAL-DEPARTMENT HEAD | 143,716.64 |
| 710110 | 1,160,624.49 |
| SALARY/REGULAR | 1,160,624.49 |
| 710140 | 5,670.00 |
| SALARY/CELL PHONE ALLOWANCE | 5,670.00 |
| 720100 | 98,078.97 |
| SOCIAL SECURITY | 98,078.97 |
| 720110 | 163,757.17 |
| EMPLOYEE INSURANCE | 163,757.17 |
| 720120 | 160,738.35 |
| RETIREMENT | 160,738.35 |
| 720140 | 2,304.00 |
| STATE UNEMPLOYMENT TAX | 2,304.00 |
| 730100 | 8,473.98 |
| OFFICE SUPPLIES | 8,473.98 |
| 730330 | 6,692.00 |
| IT SOFTWARE | 6,692.00 |
| 740540 | 2,069.69 |
| TRAVEL EXPENSE | 2,069.69 |
| 740660 | 3,160.79 |
| EQUIPMENT RENTAL | 3,160.79 |
| 740680 | 120.00 |
| MEMBERSHIP/ASSOCIATION DUES | 120.00 |
| 201 | 32,546.89 |

| | |
|---|---|
| WORTHLESS CHECK | 32,546.89 |
| 2800 | 32,546.89 |
| COUNTY ATTORNEY | 32,546.89 |
| 710110 | 22,169.36 |
| SALARY/REGULAR | 22,169.36 |
| 720100 | 1,629.99 |
| SOCIAL SECURITY | 1,629.99 |
| 720110 | 5,893.84 |
| EMPLOYEE INSURANCE | 5,893.84 |
| 720120 | 2,781.70 |
| RETIREMENT | 2,781.70 |
| 720140 | 72.00 |
| STATE UNEMPLOYMENT TAX | 72.00 |
| 202 | 1,297,781.89 |
| FORFEITURES | 1,297,781.89 |
| 5100 | 418,900.24 |
| DISTRICT ATTORNEY | 418,900.24 |
| 710110 | 31,676.98 |
| SALARY/REGULAR | 31,676.98 |
| 710130 | 314.04 |
| SALARY/OVERTIME | 314.04 |
| 710150 | 51,551.93 |
| SALARY/SPECIAL PAY | 51,551.93 |
| 720100 | 6,287.98 |
| SOCIAL SECURITY | 6,287.98 |
| 720110 | 14,279.11 |
| EMPLOYEE INSURANCE | 14,279.11 |
| 720120 | 10,250.48 |
| RETIREMENT | 10,250.48 |
| 720140 | 152.27 |
| STATE UNEMPLOYMENT TAX | 152.27 |
| 730100 | 34,603.86 |
| OFFICE SUPPLIES | 34,603.86 |
| 730120 | 3,074.52 |
| BOOK SUPPLEMENTS | 3,074.52 |
| 730270 | 15,484.80 |
| LAW ENFORCEMENT SPECIFIC SUPPLIES | 15,484.80 |
| 730300 | 4,500.00 |
| COMMUNITY AWARENESS SUPPLIES | 4,500.00 |
| 730320 | 3,878.00 |
| IT HARDWARE | 3,878.00 |
| 740140 | 1,214.99 |
| VEHICLE MAINTENANCE | 1,214.99 |
| 740160 | 500.00 |
| SPECIAL INVESTIGATION | 500.00 |
| 740230 | 451.98 |
| LITIGATION EXPENSES | 451.98 |
| 740504 | 5,376.92 |
| ONLINE SERVICES | 5,376.92 |
| 740510 | 14,251.97 |
| PROFESSIONAL DEVELOPMENT | 14,251.97 |
| 740512 | 45,500.00 |
| PROFESSIONAL SERVICES | 45,500.00 |
| 740530 | 2,568.60 |
| MOBILE PHONE AND DATA | 2,568.60 |

| | |
|---|---|
| 740540 | 3,370.00 |
| TRAVEL EXPENSE | 3,370.00 |
| 740570 | 2,000.00 |
| ADVERTISING | 2,000.00 |
| 740680 | 20,393.66 |
| MEMBERSHIP/ASSOCIATION DUES | 20,393.66 |
| 740690 | 2,545.19 |
| COURT COST | 2,545.19 |
| 740694 | 159.80 |
| FOOD SERVICE | 159.80 |
| 740750 | 274.32 |
| REMODEL | 274.32 |
| 750600 | 43,235.25 |
| CAPITAL OUTLAY-VEHICLES | 43,235.25 |
| 790920 | 100,000.00 |
| MONTGOMERY COUNTY MATCH | 100,000.00 |
| 730101 | 1,003.59 |
| FOOD SUPPLIES | 1,003.59 |
| 5300 | 75.00 |
| FIRE MARSHAL - INVESTIGATIONS | 75.00 |
| 730100 | 75.00 |
| OFFICE SUPPLIES | 75.00 |
| 5601 | - |
| FORFEITURES | - |
| 730100 | - |
| OFFICE SUPPLIES | - |
| 730280 | - |
| CANINE EXPENSES | - |
| 740510 | - |
| PROFESSIONAL DEVELOPMENT | - |
| 740512 | - |
| PROFESSIONAL SERVICES | - |
| 750600 | - |
| CAPITAL OUTLAY-VEHICLES | - |
| 6000 | 629,216.04 |
| SHERIFF | 629,216.04 |
| 730100 | 211,773.83 |
| OFFICE SUPPLIES | 211,773.83 |
| 730220 | 4,070.00 |
| REPLACEMENTS | 4,070.00 |
| 730260 | 821.45 |
| VEHICLE SUPPLIES | 821.45 |
| 730310 | 1,402.00 |
| UNIFORMS | 1,402.00 |
| 730340 | 4,000.00 |
| BUY MONEY SUPPLY | 4,000.00 |
| 740510 | 3,702.48 |
| PROFESSIONAL DEVELOPMENT | 3,702.48 |
| 740512 | 30,796.98 |
| PROFESSIONAL SERVICES | 30,796.98 |
| 740540 | 17,893.67 |
| TRAVEL EXPENSE | 17,893.67 |
| 740660 | 7,933.30 |
| EQUIPMENT RENTAL | 7,933.30 |
| 740680 | 5,745.00 |

| | |
|---|---|
| MEMBERSHIP/ASSOCIATION DUES | 5,745.00 |
| 740750 | 37,241.52 |
| REMODEL | 37,241.52 |
| 750300 | 274,641.81 |
| CAPITAL OUTLAY-BUILDING | 274,641.81 |
| 750400 | 15,999.00 |
| CAPITAL OUTLAY-FURNITURE FIXTURES AND EQUIPMENT | 15,999.00 |
| 750600 | 13,033.00 |
| CAPITAL OUTLAY-VEHICLES | 13,033.00 |
| 730101 | 162.00 |
| FOOD SUPPLIES | 162.00 |
| 6200 | 134,018.70 |
| SHERIFF CID | 134,018.70 |
| 740640 | 134,018.70 |
| CONTRACT SERVICES | 134,018.70 |
| 7100 | 3,977.40 |
| CONSTABLE PRECINCT 1 | 3,977.40 |
| 730270 | 947.40 |
| LAW ENFORCEMENT SPECIFIC SUPPLIES | 947.40 |
| 740510 | 430.00 |
| PROFESSIONAL DEVELOPMENT | 430.00 |
| 740512 | 2,600.00 |
| PROFESSIONAL SERVICES | 2,600.00 |
| 7200 | 39,149.50 |
| CONSTABLE PRECINCT 2 | 39,149.50 |
| 730260 | 1,649.50 |
| VEHICLE SUPPLIES | 1,649.50 |
| 750600 | 37,500.00 |
| CAPITAL OUTLAY-VEHICLES | 37,500.00 |
| 7300 | 5,473.83 |
| CONSTABLE PRECINCT 3 | 5,473.83 |
| 730100 | 1,686.64 |
| OFFICE SUPPLIES | 1,686.64 |
| 730140 | 1,683.00 |
| JANITOR SUPPLIES | 1,683.00 |
| 740120 | 1,016.20 |
| MEDICAL SERVICES | 1,016.20 |
| 740510 | 495.03 |
| PROFESSIONAL DEVELOPMENT | 495.03 |
| 740640 | 592.96 |
| CONTRACT SERVICES | 592.96 |
| 7400 | 49,508.87 |
| CONSTABLE PRECINCT 4 | 49,508.87 |
| 730100 | 10,431.08 |
| OFFICE SUPPLIES | 10,431.08 |
| 730160 | 1,650.00 |
| CLOTHING | 1,650.00 |
| 730220 | 1,994.98 |
| REPLACEMENTS | 1,994.98 |
| 730280 | 110.00 |
| CANINE EXPENSES | 110.00 |
| 730310 | 788.45 |
| UNIFORMS | 788.45 |
| 730390 | 265.00 |
| MEDICAL SUPPLIES | 265.00 |

| | |
|---|---|
| 740140 | 4,441.50 |
| VEHICLE MAINTENANCE | 4,441.50 |
| 740510 | 20.00 |
| PROFESSIONAL DEVELOPMENT | 20.00 |
| 740512 | 300.00 |
| PROFESSIONAL SERVICES | 300.00 |
| 750600 | 29,497.94 |
| CAPITAL OUTLAY-VEHICLES | 29,497.94 |
| 730101 | 9.92 |
| FOOD SUPPLIES | 9.92 |
| 7500 | 17,462.31 |
| CONSTABLE PRECINCT 5 | 17,462.31 |
| 730100 | 7,822.31 |
| OFFICE SUPPLIES | 7,822.31 |
| 730270 | 4,360.00 |
| LAW ENFORCEMENT SPECIFIC SUPPLIES | 4,360.00 |
| 730340 | 3,000.00 |
| BUY MONEY SUPPLY | 3,000.00 |
| 740540 | 550.00 |
| TRAVEL EXPENSE | 550.00 |
| 740560 | 1,730.00 |
| TRANSPORTATION | 1,730.00 |
| 203 | 1,932,804.64 |
| JAIL COMMISSARY | 1,932,804.64 |
| 6602 | 1,932,804.64 |
| SHERIFF COMMISSARY | 1,932,804.64 |
| 710110 | 111,486.81 |
| SALARY/REGULAR | 111,486.81 |
| 720100 | 8,338.33 |
| SOCIAL SECURITY | 8,338.33 |
| 720110 | 23,565.71 |
| EMPLOYEE INSURANCE | 23,565.71 |
| 720120 | 13,679.45 |
| RETIREMENT | 13,679.45 |
| 720130 | 2,943.66 |
| WORKERS COMPENSATION | 2,943.66 |
| 720140 | 405.38 |
| STATE UNEMPLOYMENT TAX | 405.38 |
| 730100 | 164,720.51 |
| OFFICE SUPPLIES | 164,720.51 |
| 730110 | 311.85 |
| POSTAGE | 311.85 |
| 730140 | 69,916.94 |
| JANITOR SUPPLIES | 69,916.94 |
| 730150 | 200,020.57 |
| INMATE SUPPLIES | 200,020.57 |
| 730160 | 8,234.58 |
| CLOTHING | 8,234.58 |
| 730220 | 271,102.00 |
| REPLACEMENTS | 271,102.00 |
| 730250 | 8,611.42 |
| SHOP SUPPLIES | 8,611.42 |
| 730270 | 53,927.00 |
| LAW ENFORCEMENT SPECIFIC SUPPLIES | 53,927.00 |
| 730320 | 9,902.00 |

| | |
|---|---|
| IT HARDWARE | 9,902.00 |
| 730370 | 696.50 |
| PERIODICALS | 696.50 |
| 730390 | 17,600.00 |
| MEDICAL SUPPLIES | 17,600.00 |
| 740110 | 44.80 |
| IT SOFTWARE MAINTENANCE | 44.80 |
| 740140 | 22,858.74 |
| VEHICLE MAINTENANCE | 22,858.74 |
| 740504 | 21,996.00 |
| ONLINE SERVICES | 21,996.00 |
| 740510 | 980.00 |
| PROFESSIONAL DEVELOPMENT | 980.00 |
| 740512 | 744,397.76 |
| PROFESSIONAL SERVICES | 744,397.76 |
| 740640 | 3,565.25 |
| CONTRACT SERVICES | 3,565.25 |
| 740930 | 277.00 |
| DAMAGE REPAIRS | 277.00 |
| 740960 | 381.00 |
| PRE-CERTIFICATION/ UTILITIZATION REVIEW FEES | 381.00 |
| 750300 | 73,027.00 |
| CAPITAL OUTLAY-BUILDING | 73,027.00 |
| 750400 | 18,222.22 |
| CAPITAL OUTLAY-FURNITURE FIXTURES AND EQUIPMENT | 18,222.22 |
| 750600 | 74,220.00 |
| CAPITAL OUTLAY-VEHICLES | 74,220.00 |
| 730101 | 7,372.16 |
| FOOD SUPPLIES | 7,372.16 |
| 204 | 309,463.97 |
| LAW LIBRARY | 309,463.97 |
| 3260 | 309,463.97 |
| LAW LIBRARY | 309,463.97 |
| 710110 | 138,645.47 |
| SALARY/REGULAR | 138,645.47 |
| 720100 | 10,312.13 |
| SOCIAL SECURITY | 10,312.13 |
| 720110 | 23,574.94 |
| EMPLOYEE INSURANCE | 23,574.94 |
| 720120 | 17,011.88 |
| RETIREMENT | 17,011.88 |
| 720140 | 436.19 |
| STATE UNEMPLOYMENT TAX | 436.19 |
| 730100 | 2,865.07 |
| OFFICE SUPPLIES | 2,865.07 |
| 730120 | 11,374.76 |
| BOOK SUPPLEMENTS | 11,374.76 |
| 740504 | 39,018.61 |
| ONLINE SERVICES | 39,018.61 |
| 740510 | 520.00 |
| PROFESSIONAL DEVELOPMENT | 520.00 |
| 740540 | 570.00 |
| TRAVEL EXPENSE | 570.00 |
| 740580 | 83.96 |
| PRINTING | 83.96 |

| | |
|---|---|
| 740660 | 4,776.96 |
| EQUIPMENT RENTAL | 4,776.96 |
| 750700 | 60,274.00 |
| CAPITAL OUTLAY-BOOKS | 60,274.00 |
| 205 | 26,093.78 |
| PRE-TRIAL DIVERSION | 26,093.78 |
| 5100 | 26,093.78 |
| DISTRICT ATTORNEY | 26,093.78 |
| 710110 | 19,675.45 |
| SALARY/REGULAR | 19,675.45 |
| 720100 | 1,505.16 |
| SOCIAL SECURITY | 1,505.16 |
| 720120 | 2,414.16 |
| RETIREMENT | 2,414.16 |
| 720140 | 147.97 |
| STATE UNEMPLOYMENT TAX | 147.97 |
| 740640 | 1,112.34 |
| CONTRACT SERVICES | 1,112.34 |
| 740660 | 1,238.70 |
| EQUIPMENT RENTAL | 1,238.70 |
| 5103 | - |
| PRE-TRIAL DIVERSION | - |
| 710110 | - |
| SALARY/REGULAR | - |
| 720100 | - |
| SOCIAL SECURITY | - |
| 720120 | - |
| RETIREMENT | - |
| 720140 | - |
| STATE UNEMPLOYMENT TAX | - |
| 740660 | - |
| EQUIPMENT RENTAL | - |
| 206 | 1,294,509.95 |
| COUNTY CLERK RECORDS MGMT & PRESERVATION | 1,294,509.95 |
| 1206 | 22,280.76 |
| COUNTY CLERK RECORDS MANAGEMENT/PRESERVATION | 22,280.76 |
| 730100 | 2,799.28 |
| OFFICE SUPPLIES | 2,799.28 |
| 740110 | 225.34 |
| IT SOFTWARE MAINTENANCE | 225.34 |
| 740504 | 104.00 |
| ONLINE SERVICES | 104.00 |
| 740512 | 15,585.11 |
| PROFESSIONAL SERVICES | 15,585.11 |
| 740530 | 227.94 |
| MOBILE PHONE AND DATA | 227.94 |
| 740640 | 54.73 |
| CONTRACT SERVICES | 54.73 |
| 740656 | 2,934.36 |
| RENT AND LEASES | 2,934.36 |
| 740660 | 350.00 |
| EQUIPMENT RENTAL | 350.00 |
| 2300 | 1,272,229.19 |
| COUNTY CLERK | 1,272,229.19 |
| 710110 | 213,105.10 |

| | |
|---|---|
| SALARY/REGULAR | 213,105.10 |
| 720100 | 16,049.94 |
| SOCIAL SECURITY | 16,049.94 |
| 720110 | 47,147.33 |
| EMPLOYEE INSURANCE | 47,147.33 |
| 720120 | 26,147.94 |
| RETIREMENT | 26,147.94 |
| 720140 | 754.95 |
| STATE UNEMPLOYMENT TAX | 754.95 |
| 730100 | 12,221.45 |
| OFFICE SUPPLIES | 12,221.45 |
| 740504 | 468.00 |
| ONLINE SERVICES | 468.00 |
| 740510 | 465.00 |
| PROFESSIONAL DEVELOPMENT | 465.00 |
| 740512 | 136,700.55 |
| PROFESSIONAL SERVICES | 136,700.55 |
| 740530 | 607.84 |
| MOBILE PHONE AND DATA | 607.84 |
| 740540 | 1,081.10 |
| TRAVEL EXPENSE | 1,081.10 |
| 740640 | 217.50 |
| CONTRACT SERVICES | 217.50 |
| 740656 | 8,526.59 |
| RENT AND LEASES | 8,526.59 |
| 750300 | 808,735.90 |
| CAPITAL OUTLAY-BUILDING | 808,735.90 |
| 207 | 643,676.46 |
| COUNTY RECORDS MANAGEMENT | 643,676.46 |
| 6404 | 643,676.46 |
| WARRANTS | 643,676.46 |
| 710110 | 428,729.77 |
| SALARY/REGULAR | 428,729.77 |
| 710130 | 347.10 |
| SALARY/OVERTIME | 347.10 |
| 720100 | 32,228.53 |
| SOCIAL SECURITY | 32,228.53 |
| 720110 | 117,946.55 |
| EMPLOYEE INSURANCE | 117,946.55 |
| 720120 | 52,647.31 |
| RETIREMENT | 52,647.31 |
| 720140 | 1,583.82 |
| STATE UNEMPLOYMENT TAX | 1,583.82 |
| 730100 | 5,285.67 |
| OFFICE SUPPLIES | 5,285.67 |
| 740510 | 1,375.00 |
| PROFESSIONAL DEVELOPMENT | 1,375.00 |
| 740580 | 1,011.27 |
| PRINTING | 1,011.27 |
| 740660 | 2,521.44 |
| EQUIPMENT RENTAL | 2,521.44 |
| 208 | 61,002.44 |
| DISTRICT CLERK RECORDS MGMT & PRESERVATION | 61,002.44 |
| 2700 | 61,002.44 |
| DISTRICT CLERK | 61,002.44 |

| | |
|---|---|
| 730100 | 16,780.47 |
| OFFICE SUPPLIES | 16,780.47 |
| 730320 | 2,724.60 |
| IT HARDWARE | 2,724.60 |
| 740512 | 29,894.10 |
| PROFESSIONAL SERVICES | 29,894.10 |
| 740640 | 11,528.50 |
| CONTRACT SERVICES | 11,528.50 |
| 740970 | 74.77 |
| FREIGHT AND HANDLING | 74.77 |
| 209 | 13,735.04 |
| DISTRICT CLERK RECORDS PRESERVATION | 13,735.04 |
| 2700 | 13,735.04 |
| DISTRICT CLERK | 13,735.04 |
| 730100 | 12,862.58 |
| OFFICE SUPPLIES | 12,862.58 |
| 740512 | 36.00 |
| PROFESSIONAL SERVICES | 36.00 |
| 740970 | 836.46 |
| FREIGHT AND HANDLING | 836.46 |
| 211 | 13,209.97 |
| COUNTY AND DISTRICT COURT TECHNOLOGY | 13,209.97 |
| 8107 | 13,209.97 |
| COURT TECHNOLOGY COUNTY/DISTRICT | 13,209.97 |
| 730100 | 9,242.63 |
| OFFICE SUPPLIES | 9,242.63 |
| 730380 | 560.00 |
| AUDIO/VISUAL SUPPLIES | 560.00 |
| 740530 | 3,407.34 |
| MOBILE PHONE AND DATA | 3,407.34 |
| 212 | 36,248.14 |
| COURT GUARDIANSHIP | 36,248.14 |
| 8105 | 36,248.14 |
| COURT GUARDIANSHIP | 36,248.14 |
| 740230 | 2.06 |
| LITIGATION EXPENSES | 2.06 |
| 740270 | 8,390.08 |
| APPOINTED ATTORNEY | 8,390.08 |
| 740310 | 27,856.00 |
| APPOINTED ATTORNEY-CIVIL | 27,856.00 |
| 213 | 81,852.07 |
| COURT REPORTER SERVICE | 81,852.07 |
| 1213 | 173.72 |
| COURT REPORTER SERVICE | 173.72 |
| 730100 | 173.72 |
| OFFICE SUPPLIES | 173.72 |
| 8106 | 81,678.35 |
| COURT REPORTER | 81,678.35 |
| 730100 | 21,599.00 |
| OFFICE SUPPLIES | 21,599.00 |
| 740484 | 27,939.27 |
| COURT REPORTER TRANSCRIPT | 27,939.27 |
| 740510 | 150.00 |
| PROFESSIONAL DEVELOPMENT | 150.00 |
| 740512 | 31,847.48 |

| | |
|---|---|
| PROFESSIONAL SERVICES | 31,847.48 |
| 740540 | 142.60 |
| TRAVEL EXPENSE | 142.60 |
| 214 | 340,115.45 |
| COURTHOUSE SECURITY - COUNTY/DISTRICT COURT | 340,115.45 |
| 6101 | 340,115.45 |
| SHERIFF COURTHOUSE SECURITY | 340,115.45 |
| 740640 | 340,115.45 |
| CONTRACT SERVICES | 340,115.45 |
| 215 | 23,094.76 |
| COURTHOUSE SECURITY - JP | 23,094.76 |
| 8590 | 23,094.76 |
| JP JUSTICE COURT SECURITY | 23,094.76 |
| 730100 | 4,015.67 |
| OFFICE SUPPLIES | 4,015.67 |
| 750300 | 19,079.09 |
| CAPITAL OUTLAY-BUILDING | 19,079.09 |
| 216 | 83,587.02 |
| JUSTICE COURT TECHNOLOGY | 83,587.02 |
| 1216 | 20,000.00 |
| JUSTICE COURT TECHNOLOGY | 20,000.00 |
| 730330 | 20,000.00 |
| IT SOFTWARE | 20,000.00 |
| 8591 | 63,587.02 |
| JP JUSTICE COURT TECHNOLOGY | 63,587.02 |
| 730100 | 54,700.02 |
| OFFICE SUPPLIES | 54,700.02 |
| 740510 | 600.00 |
| PROFESSIONAL DEVELOPMENT | 600.00 |
| 740512 | 90.35 |
| PROFESSIONAL SERVICES | 90.35 |
| 740530 | 3,627.14 |
| MOBILE PHONE AND DATA | 3,627.14 |
| 740540 | 385.00 |
| TRAVEL EXPENSE | 385.00 |
| 740640 | 1,258.15 |
| CONTRACT SERVICES | 1,258.15 |
| 740100 | 2,926.36 |
| IT HARDWARE MAINTENANCE | 2,926.36 |
| 217 | 309,572.03 |
| JUVENILE CASE MANAGER | 309,572.03 |
| 8592 | 309,572.03 |
| JP JUVENILE CASE MANAGER | 309,572.03 |
| 710110 | 208,360.85 |
| SALARY/REGULAR | 208,360.85 |
| 710130 | 864.29 |
| SALARY/OVERTIME | 864.29 |
| 720100 | 15,469.62 |
| SOCIAL SECURITY | 15,469.62 |
| 720110 | 58,485.20 |
| EMPLOYEE INSURANCE | 58,485.20 |
| 720120 | 25,672.07 |
| RETIREMENT | 25,672.07 |
| 720140 | 720.00 |
| STATE UNEMPLOYMENT TAX | 720.00 |

| | |
|---|---|
| 218 | 11,429.99 |
| CC VITAL RECORDS PRESERVATION | 11,429.99 |
| 2300 | 11,429.99 |
| COUNTY CLERK | 11,429.99 |
| 730100 | 3,979.67 |
| OFFICE SUPPLIES | 3,979.67 |
| 730170 | 6,251.00 |
| BIRTH CERTIFICATES | 6,251.00 |
| 740510 | 600.00 |
| PROFESSIONAL DEVELOPMENT | 600.00 |
| 740540 | 599.32 |
| TRAVEL EXPENSE | 599.32 |
| 219 | 1,071,617.55 |
| CONTRACT ELECTION SERVICE | 1,071,617.55 |
| 2502 | 283,560.03 |
| CONTRACT ELECTION DIRECT PAID | 283,560.03 |
| 710110 | 375.70 |
| SALARY/REGULAR | 375.70 |
| 710120 | 171,294.13 |
| SALARY/OTHER | 171,294.13 |
| 730100 | 12,773.71 |
| OFFICE SUPPLIES | 12,773.71 |
| 730140 | 598.35 |
| JANITOR SUPPLIES | 598.35 |
| 730250 | 25.93 |
| SHOP SUPPLIES | 25.93 |
| 730390 | 1,026.30 |
| MEDICAL SUPPLIES | 1,026.30 |
| 740140 | 12.65 |
| VEHICLE MAINTENANCE | 12.65 |
| 740512 | 79,257.00 |
| PROFESSIONAL SERVICES | 79,257.00 |
| 740540 | 3,486.54 |
| TRAVEL EXPENSE | 3,486.54 |
| 740656 | 3,680.00 |
| RENT AND LEASES | 3,680.00 |
| 740694 | 762.42 |
| FOOD SERVICE | 762.42 |
| 730101 | 10,267.30 |
| FOOD SUPPLIES | 10,267.30 |
| 2503 | 788,057.52 |
| CONTRACT ELECTION MOCO PAYABLE | 788,057.52 |
| 710110 | 399,982.87 |
| SALARY/REGULAR | 399,982.87 |
| 710130 | 141,134.44 |
| SALARY/OVERTIME | 141,134.44 |
| 720100 | 41,204.55 |
| SOCIAL SECURITY | 41,204.55 |
| 720110 | 42,899.23 |
| EMPLOYEE INSURANCE | 42,899.23 |
| 720120 | 33,423.99 |
| RETIREMENT | 33,423.99 |
| 720140 | 1,026.53 |
| STATE UNEMPLOYMENT TAX | 1,026.53 |
| 730100 | 71,973.23 |

| | |
|---|---|
| OFFICE SUPPLIES | 71,973.23 |
| 730210 | 4,559.42 |
| DATA PROCESSING SUPPLIES | 4,559.42 |
| 730250 | - |
| SHOP SUPPLIES | - |
| 730320 | 651.92 |
| IT HARDWARE | 651.92 |
| 740140 | 56.23 |
| VEHICLE MAINTENANCE | 56.23 |
| 740512 | 40,621.26 |
| PROFESSIONAL SERVICES | 40,621.26 |
| 740530 | 3,028.38 |
| MOBILE PHONE AND DATA | 3,028.38 |
| 740540 | 202.57 |
| TRAVEL EXPENSE | 202.57 |
| 740570 | 837.00 |
| ADVERTISING | 837.00 |
| 740580 | 99.00 |
| PRINTING | 99.00 |
| 740660 | 1,476.29 |
| EQUIPMENT RENTAL | 1,476.29 |
| 750400 | 4,707.75 |
| CAPITAL OUTLAY-FURNITURE FIXTURES AND EQUIPMENT | 4,707.75 |
| 730101 | 172.86 |
| FOOD SUPPLIES | 172.86 |
| 220 | 88,367,090.47 |
| GRANTS | 88,367,090.47 |
| 1220 | 626,611.88 |
| GRANTS | 626,611.88 |
| 770100 | 626,611.88 |
| TRANSFERS OUT | 626,611.88 |
| 2000 | 52,614,860.79 |
| COUNTY JUDGE | 52,614,860.79 |
| 710100 | 556,208.26 |
| SALARY/OFFICIAL-DEPARTMENT HEAD | 556,208.26 |
| 710110 | 30,129,453.67 |
| SALARY/REGULAR | 30,129,453.67 |
| 710130 | 110,173.28 |
| SALARY/OVERTIME | 110,173.28 |
| 710140 | 15,189.77 |
| SALARY/CELL PHONE ALLOWANCE | 15,189.77 |
| 720100 | 2,288,722.09 |
| SOCIAL SECURITY | 2,288,722.09 |
| 720110 | 5,560,834.34 |
| EMPLOYEE INSURANCE | 5,560,834.34 |
| 720120 | 3,768,141.27 |
| RETIREMENT | 3,768,141.27 |
| 720140 | 288.00 |
| STATE UNEMPLOYMENT TAX | 288.00 |
| 730100 | 11,206.47 |
| OFFICE SUPPLIES | 11,206.47 |
| 730140 | 32,957.74 |
| JANITOR SUPPLIES | 32,957.74 |
| 730220 | 19,856.78 |
| REPLACEMENTS | 19,856.78 |

| | |
|---|---|
| 730260 | 5,542.11 |
| VEHICLE SUPPLIES | 5,542.11 |
| 730320 | 1,790,664.20 |
| IT HARDWARE | 1,790,664.20 |
| 730330 | 51,694.27 |
| IT SOFTWARE | 51,694.27 |
| 730390 | 579,464.99 |
| MEDICAL SUPPLIES | 579,464.99 |
| 740512 | 3,081.57 |
| PROFESSIONAL SERVICES | 3,081.57 |
| 740540 | 628.39 |
| TRAVEL EXPENSE | 628.39 |
| 740560 | 7,000.00 |
| TRANSPORTATION | 7,000.00 |
| 740640 | 7,226,671.00 |
| CONTRACT SERVICES | 7,226,671.00 |
| 740656 | 18,208.00 |
| RENT AND LEASES | 18,208.00 |
| 740660 | 12,034.12 |
| EQUIPMENT RENTAL | 12,034.12 |
| 740694 | 646.30 |
| FOOD SERVICE | 646.30 |
| 740750 | 129.60 |
| REMODEL | 129.60 |
| 740970 | 20,771.46 |
| FREIGHT AND HANDLING | 20,771.46 |
| 750300 | 25,325.42 |
| CAPITAL OUTLAY-BUILDING | 25,325.42 |
| 750400 | 285,873.69 |
| CAPITAL OUTLAY-FURNITURE FIXTURES AND EQUIPMENT | 285,873.69 |
| 750600 | 94,094.00 |
| CAPITAL OUTLAY-VEHICLES | 94,094.00 |
| 2600 | 1,366,913.49 |
| INFORMATION TECHNOLOGY | 1,366,913.49 |
| 730320 | 1,264,446.68 |
| IT HARDWARE | 1,264,446.68 |
| 730330 | 102,466.81 |
| IT SOFTWARE | 102,466.81 |
| 2800 | 15,652,863.84 |
| COUNTY ATTORNEY | 15,652,863.84 |
| 710110 | 19,023.33 |
| SALARY/REGULAR | 19,023.33 |
| 710140 | 29.08 |
| SALARY/CELL PHONE ALLOWANCE | 29.08 |
| 720100 | 1,459.23 |
| SOCIAL SECURITY | 1,459.23 |
| 720110 | 52,825.87 |
| EMPLOYEE INSURANCE | 52,825.87 |
| 720120 | - |
| RETIREMENT | - |
| 720140 | - |
| STATE UNEMPLOYMENT TAX | - |
| 730100 | - |
| OFFICE SUPPLIES | - |
| 730120 | - |

| | |
|---|---|
| BOOK SUPPLEMENTS | - |
| 740220 | - |
| LEGAL/LITIGATION COSTS | - |
| 740510 | - |
| PROFESSIONAL DEVELOPMENT | - |
| 740512 | 15,468,594.36 |
| PROFESSIONAL SERVICES | 15,468,594.36 |
| 740530 | 13,317.92 |
| MOBILE PHONE AND DATA | 13,317.92 |
| 740540 | - |
| TRAVEL EXPENSE | - |
| 750300 | 97,614.05 |
| CAPITAL OUTLAY-BUILDING | 97,614.05 |
| 3200 | 30,166.28 |
| OTHER | 30,166.28 |
| 740640 | 30,166.28 |
| CONTRACT SERVICES | 30,166.28 |
| 3210 | - |
| NON-DEPARTMENTAL | - |
| 740512 | - |
| PROFESSIONAL SERVICES | - |
| 740620 | - |
| ELECTRICITY | - |
| 4100 | 11,195.51 |
| ANIMAL SERVICES | 11,195.51 |
| 730100 | 8,197.15 |
| OFFICE SUPPLIES | 8,197.15 |
| 730390 | 2,998.36 |
| MEDICAL SUPPLIES | 2,998.36 |
| 4200 | 6,600.00 |
| FORENSIC SERVICES | 6,600.00 |
| 740510 | 100.00 |
| PROFESSIONAL DEVELOPMENT | 100.00 |
| 740640 | 6,500.00 |
| CONTRACT SERVICES | 6,500.00 |
| 4300 | 5,546,976.88 |
| MCCD-COUNTY APPROPRIATIONS (CDBG) | 5,546,976.88 |
| 710100 | 130,625.58 |
| SALARY/OFFICIAL-DEPARTMENT HEAD | 130,625.58 |
| 710110 | 248,719.34 |
| SALARY/REGULAR | 248,719.34 |
| 710140 | 941.57 |
| SALARY/CELL PHONE ALLOWANCE | 941.57 |
| 720100 | 27,968.95 |
| SOCIAL SECURITY | 27,968.95 |
| 720110 | 58,937.35 |
| EMPLOYEE INSURANCE | 58,937.35 |
| 720120 | 46,661.07 |
| RETIREMENT | 46,661.07 |
| 720140 | 720.00 |
| STATE UNEMPLOYMENT TAX | 720.00 |
| 730100 | 2,561.65 |
| OFFICE SUPPLIES | 2,561.65 |
| 730110 | 89.46 |
| POSTAGE | 89.46 |

| | |
|---|---|
| 740420 | 54.49 |
| COURIER SERVICE | 54.49 |
| 740510 | 1,207.10 |
| PROFESSIONAL DEVELOPMENT | 1,207.10 |
| 740512 | 3,127,095.99 |
| PROFESSIONAL SERVICES | 3,127,095.99 |
| 740530 | (3.86) |
| MOBILE PHONE AND DATA | (3.86) |
| 740540 | 7,740.67 |
| TRAVEL EXPENSE | 7,740.67 |
| 740570 | 9,222.42 |
| ADVERTISING | 9,222.42 |
| 740580 | 19.95 |
| PRINTING | 19.95 |
| 740640 | 1,493,405.89 |
| CONTRACT SERVICES | 1,493,405.89 |
| 740656 | 385,977.08 |
| RENT AND LEASES | 385,977.08 |
| 740660 | 2,555.96 |
| EQUIPMENT RENTAL | 2,555.96 |
| 740820 | 198.83 |
| DEMOLITION | 198.83 |
| 750800 | 1,650.00 |
| MAJOR PROJECTS | 1,650.00 |
| 740260 | 2.39 |
| INTEREST ON CREDIT CARDS | 2.39 |
| 740100 | 625.00 |
| IT HARDWARE MAINTENANCE | 625.00 |
| 4500 | 57,062.47 |
| MEMORIAL LIBRARY | 57,062.47 |
| 730220 | 57,062.47 |
| REPLACEMENTS | 57,062.47 |
| 4900 | 59,032.44 |
| RECYCLE CENTERS | 59,032.44 |
| 750800 | 59,032.44 |
| MAJOR PROJECTS | 59,032.44 |
| 5000 | 989,830.53 |
| AIRPORT | 989,830.53 |
| 750800 | 989,830.53 |
| MAJOR PROJECTS | 989,830.53 |
| 5100 | 627,698.40 |
| DISTRICT ATTORNEY | 627,698.40 |
| 710110 | 265,075.26 |
| SALARY/REGULAR | 265,075.26 |
| 710130 | 107,380.50 |
| SALARY/OVERTIME | 107,380.50 |
| 710150 | 22,475.00 |
| SALARY/SPECIAL PAY | 22,475.00 |
| 720100 | 29,282.72 |
| SOCIAL SECURITY | 29,282.72 |
| 720110 | 40,265.59 |
| EMPLOYEE INSURANCE | 40,265.59 |
| 720120 | 46,938.90 |
| RETIREMENT | 46,938.90 |
| 720130 | 4,852.02 |

| | |
|---|---|
| WORKERS COMPENSATION | 4,852.02 |
| 720140 | 720.00 |
| STATE UNEMPLOYMENT TAX | 720.00 |
| 730100 | 9,463.05 |
| OFFICE SUPPLIES | 9,463.05 |
| 740120 | 1,620.00 |
| MEDICAL SERVICES | 1,620.00 |
| 740510 | 735.00 |
| PROFESSIONAL DEVELOPMENT | 735.00 |
| 740512 | 56,146.34 |
| PROFESSIONAL SERVICES | 56,146.34 |
| 740530 | 82.25 |
| MOBILE PHONE AND DATA | 82.25 |
| 740540 | 444.77 |
| TRAVEL EXPENSE | 444.77 |
| 740640 | 42,217.00 |
| CONTRACT SERVICES | 42,217.00 |
| 5200 | 6,267,481.11 |
| OFFICE OF HOMELAND SECURITY & EMERGENCY MANAGEMENT | 6,267,481.11 |
| 710110 | 127,012.05 |
| SALARY/REGULAR | 127,012.05 |
| 720100 | 9,348.62 |
| SOCIAL SECURITY | 9,348.62 |
| 720110 | 34,591.72 |
| EMPLOYEE INSURANCE | 34,591.72 |
| 720120 | 15,584.44 |
| RETIREMENT | 15,584.44 |
| 720130 | 428.12 |
| WORKERS COMPENSATION | 428.12 |
| 720140 | 290.20 |
| STATE UNEMPLOYMENT TAX | 290.20 |
| 730100 | 171,965.52 |
| OFFICE SUPPLIES | 171,965.52 |
| 730140 | 79,250.17 |
| JANITOR SUPPLIES | 79,250.17 |
| 730220 | 9,714.50 |
| REPLACEMENTS | 9,714.50 |
| 730240 | 266.41 |
| FUEL | 266.41 |
| 730250 | 1,974.10 |
| SHOP SUPPLIES | 1,974.10 |
| 730260 | 2,358.25 |
| VEHICLE SUPPLIES | 2,358.25 |
| 730270 | 31,900.00 |
| LAW ENFORCEMENT SPECIFIC SUPPLIES | 31,900.00 |
| 730300 | 700.36 |
| COMMUNITY AWARENESS SUPPLIES | 700.36 |
| 730320 | 7,072.90 |
| IT HARDWARE | 7,072.90 |
| 730330 | 13,273.12 |
| IT SOFTWARE | 13,273.12 |
| 730390 | 835,188.88 |
| MEDICAL SUPPLIES | 835,188.88 |
| 740120 | 12,000.00 |
| MEDICAL SERVICES | 12,000.00 |

| | |
|---|---|
| 740510 | 1,378.76 |
| PROFESSIONAL DEVELOPMENT | 1,378.76 |
| 740512 | 387,810.87 |
| PROFESSIONAL SERVICES | 387,810.87 |
| 740530 | 7,682.10 |
| MOBILE PHONE AND DATA | 7,682.10 |
| 740540 | 21,435.66 |
| TRAVEL EXPENSE | 21,435.66 |
| 740640 | 245,408.17 |
| CONTRACT SERVICES | 245,408.17 |
| 740656 | 155,830.00 |
| RENT AND LEASES | 155,830.00 |
| 740660 | 7,602.74 |
| EQUIPMENT RENTAL | 7,602.74 |
| 740694 | 7,237.68 |
| FOOD SERVICE | 7,237.68 |
| 740750 | 487.50 |
| REMODEL | 487.50 |
| 740820 | 90,812.95 |
| DEMOLITION | 90,812.95 |
| 740970 | 2,639.72 |
| FREIGHT AND HANDLING | 2,639.72 |
| 750300 | 2,085,803.28 |
| CAPITAL OUTLAY-BUILDING | 2,085,803.28 |
| 750400 | 1,820,459.00 |
| CAPITAL OUTLAY-FURNITURE FIXTURES AND EQUIPMENT | 1,820,459.00 |
| 750600 | 78,133.32 |
| CAPITAL OUTLAY-VEHICLES | 78,133.32 |
| 750100 | 1,840.00 |
| CAPITAL OUTLAY-CAPITAL IMPROVEMENT PLAN | 1,840.00 |
| 5400 | 1,960,391.91 |
| JUVENILE PROBATION-ADMINISTRATIVE | 1,960,391.91 |
| 710110 | 822,714.87 |
| SALARY/REGULAR | 822,714.87 |
| 710140 | 496.21 |
| SALARY/CELL PHONE ALLOWANCE | 496.21 |
| 720100 | 61,208.54 |
| SOCIAL SECURITY | 61,208.54 |
| 720110 | 190,806.78 |
| EMPLOYEE INSURANCE | 190,806.78 |
| 720120 | 101,006.63 |
| RETIREMENT | 101,006.63 |
| 720140 | 2,457.00 |
| STATE UNEMPLOYMENT TAX | 2,457.00 |
| 730100 | 46,241.95 |
| OFFICE SUPPLIES | 46,241.95 |
| 730120 | 48.93 |
| BOOK SUPPLEMENTS | 48.93 |
| 730240 | 1,224.95 |
| FUEL | 1,224.95 |
| 730260 | 25.28 |
| VEHICLE SUPPLIES | 25.28 |
| 730320 | 9,070.07 |
| IT HARDWARE | 9,070.07 |
| 730390 | 8,069.02 |

| | |
|---|---|
| MEDICAL SUPPLIES | 8,069.02 |
| 740120 | 20.85 |
| MEDICAL SERVICES | 20.85 |
| 740140 | 27.25 |
| VEHICLE MAINTENANCE | 27.25 |
| 740210 | 7,575.00 |
| PSYCHOLOGICAL/PSYCHIATRIC SERVICE | 7,575.00 |
| 740400 | 4,750.00 |
| AUDIT | 4,750.00 |
| 740420 | 13.34 |
| COURIER SERVICE | 13.34 |
| 740510 | 8,327.00 |
| PROFESSIONAL DEVELOPMENT | 8,327.00 |
| 740512 | 66,481.24 |
| PROFESSIONAL SERVICES | 66,481.24 |
| 740516 | 30,653.70 |
| PROFESSIONAL SERVICES-URINALYSIS | 30,653.70 |
| 740518 | 19,326.00 |
| PROFESSIONAL SERVICES-POLYGRAPH | 19,326.00 |
| 740530 | 10,689.20 |
| MOBILE PHONE AND DATA | 10,689.20 |
| 740540 | 9,692.07 |
| TRAVEL EXPENSE | 9,692.07 |
| 740580 | 1,399.55 |
| PRINTING | 1,399.55 |
| 740790 | 28,222.62 |
| ELECTRONIC MONITORING | 28,222.62 |
| 740800 | 86,242.43 |
| PURCHASED RESIDENTIAL SERVICE-INTERNAL CONT | 86,242.43 |
| 740810 | 443,600.93 |
| PURCHASED RESIDENTIAL SERVICE-EXTERNAL CONT | 443,600.93 |
| 740250 | 0.50 |
| PENALTY/LATE CHARGE | 0.50 |
| 5401 | 1,037,314.18 |
| JUVENILE PROBATION-DETENTION | 1,037,314.18 |
| 710110 | 298,221.11 |
| SALARY/REGULAR | 298,221.11 |
| 710130 | 10,373.44 |
| SALARY/OVERTIME | 10,373.44 |
| 720100 | 23,221.27 |
| SOCIAL SECURITY | 23,221.27 |
| 720110 | 79,869.11 |
| EMPLOYEE INSURANCE | 79,869.11 |
| 720120 | 37,864.34 |
| RETIREMENT | 37,864.34 |
| 720140 | 983.66 |
| STATE UNEMPLOYMENT TAX | 983.66 |
| 730100 | 21,492.09 |
| OFFICE SUPPLIES | 21,492.09 |
| 730310 | 815.00 |
| UNIFORMS | 815.00 |
| 730390 | 266.58 |
| MEDICAL SUPPLIES | 266.58 |
| 740210 | 7,157.50 |
| PSYCHOLOGICAL/PSYCHIATRIC SERVICE | 7,157.50 |

| | |
|---|---|
| 740512 | 531,610.63 |
| PROFESSIONAL SERVICES | 531,610.63 |
| 740694 | 8,511.36 |
| FOOD SERVICE | 8,511.36 |
| 740810 | 16,928.09 |
| PURCHASED RESIDENTIAL SERVICE-EXTERNAL CONT | 16,928.09 |
| 6000 | 172,997.46 |
| SHERIFF | 172,997.46 |
| 710130 | 1,344.58 |
| SALARY/OVERTIME | 1,344.58 |
| 720100 | 96.10 |
| SOCIAL SECURITY | 96.10 |
| 720120 | 164.98 |
| RETIREMENT | 164.98 |
| 730140 | 9,396.16 |
| JANITOR SUPPLIES | 9,396.16 |
| 730390 | 118,397.05 |
| MEDICAL SUPPLIES | 118,397.05 |
| 750400 | 43,598.59 |
| CAPITAL OUTLAY-FURNITURE FIXTURES AND EQUIPMENT | 43,598.59 |
| 6200 | 51,339.87 |
| SHERIFF CID | 51,339.87 |
| 710110 | 33,228.72 |
| SALARY/REGULAR | 33,228.72 |
| 720100 | 2,529.93 |
| SOCIAL SECURITY | 2,529.93 |
| 720110 | 7,626.22 |
| EMPLOYEE INSURANCE | 7,626.22 |
| 720120 | 4,077.15 |
| RETIREMENT | 4,077.15 |
| 720130 | 108.72 |
| WORKERS COMPENSATION | 108.72 |
| 720140 | 107.21 |
| STATE UNEMPLOYMENT TAX | 107.21 |
| 730100 | 3,661.92 |
| OFFICE SUPPLIES | 3,661.92 |
| 6202 | 94,296.48 |
| SHERIFF ORGANIZED CRIME | 94,296.48 |
| 710130 | 56,351.81 |
| SALARY/OVERTIME | 56,351.81 |
| 720100 | 4,228.22 |
| SOCIAL SECURITY | 4,228.22 |
| 720110 | - |
| EMPLOYEE INSURANCE | - |
| 720120 | 6,978.19 |
| RETIREMENT | 6,978.19 |
| 720130 | - |
| WORKERS COMPENSATION | - |
| 730100 | 10,682.17 |
| OFFICE SUPPLIES | 10,682.17 |
| 730270 | 145.98 |
| LAW ENFORCEMENT SPECIFIC SUPPLIES | 145.98 |
| 740540 | 1,660.82 |
| TRAVEL EXPENSE | 1,660.82 |
| 740660 | 14,249.29 |

| | |
|---|---|
| EQUIPMENT RENTAL | 14,249.29 |
| 6300 | 68,651.84 |
| SHERIFF PATROL | 68,651.84 |
| 710130 | 56,204.14 |
| SALARY/OVERTIME | 56,204.14 |
| 720100 | 4,237.76 |
| SOCIAL SECURITY | 4,237.76 |
| 720120 | 6,896.27 |
| RETIREMENT | 6,896.27 |
| 720130 | 1,313.67 |
| WORKERS COMPENSATION | 1,313.67 |
| 6302 | 665,407.38 |
| SHERIFF PATROL WEST | 665,407.38 |
| 710110 | 295,527.65 |
| SALARY/REGULAR | 295,527.65 |
| 720100 | 22,290.92 |
| SOCIAL SECURITY | 22,290.92 |
| 720110 | 47,147.33 |
| EMPLOYEE INSURANCE | 47,147.33 |
| 720120 | 36,261.13 |
| RETIREMENT | 36,261.13 |
| 720130 | 5,524.60 |
| WORKERS COMPENSATION | 5,524.60 |
| 720140 | 441.00 |
| STATE UNEMPLOYMENT TAX | 441.00 |
| 730100 | 1,535.62 |
| OFFICE SUPPLIES | 1,535.62 |
| 730240 | 1,291.42 |
| FUEL | 1,291.42 |
| 730330 | 8,793.84 |
| IT SOFTWARE | 8,793.84 |
| 740140 | 16,374.33 |
| VEHICLE MAINTENANCE | 16,374.33 |
| 740530 | 4,816.58 |
| MOBILE PHONE AND DATA | 4,816.58 |
| 740540 | 2,156.94 |
| TRAVEL EXPENSE | 2,156.94 |
| 740580 | 52.46 |
| PRINTING | 52.46 |
| 740620 | 3,692.78 |
| ELECTRICITY | 3,692.78 |
| 740640 | 217,430.78 |
| CONTRACT SERVICES | 217,430.78 |
| 740660 | 2,070.00 |
| EQUIPMENT RENTAL | 2,070.00 |
| 7100 | 16,403.59 |
| CONSTABLE PRECINCT 1 | 16,403.59 |
| 710130 | 8,155.15 |
| SALARY/OVERTIME | 8,155.15 |
| 720100 | 602.24 |
| SOCIAL SECURITY | 602.24 |
| 720120 | 1,000.61 |
| RETIREMENT | 1,000.61 |
| 720130 | 198.89 |
| WORKERS COMPENSATION | 198.89 |

| | |
|---|---|
| 730100 | 6,446.70 |
| OFFICE SUPPLIES | 6,446.70 |
| 7300 | 809.22 |
| CONSTABLE PRECINCT 3 | 809.22 |
| 730100 | 221.95 |
| OFFICE SUPPLIES | 221.95 |
| 730280 | 587.27 |
| CANINE EXPENSES | 587.27 |
| 7400 | 7,267.88 |
| CONSTABLE PRECINCT 4 | 7,267.88 |
| 710130 | 4,677.60 |
| SALARY/OVERTIME | 4,677.60 |
| 720100 | 350.17 |
| SOCIAL SECURITY | 350.17 |
| 720120 | 573.95 |
| RETIREMENT | 573.95 |
| 720130 | 96.16 |
| WORKERS COMPENSATION | 96.16 |
| 730100 | 1,570.00 |
| OFFICE SUPPLIES | 1,570.00 |
| 7500 | 62,519.22 |
| CONSTABLE PRECINCT 5 | 62,519.22 |
| 710130 | 9,256.99 |
| SALARY/OVERTIME | 9,256.99 |
| 720100 | 694.00 |
| SOCIAL SECURITY | 694.00 |
| 720120 | 1,135.81 |
| RETIREMENT | 1,135.81 |
| 720130 | 222.41 |
| WORKERS COMPENSATION | 222.41 |
| 730100 | 28,513.92 |
| OFFICE SUPPLIES | 28,513.92 |
| 730270 | 14,896.09 |
| LAW ENFORCEMENT SPECIFIC SUPPLIES | 14,896.09 |
| 740510 | 7,800.00 |
| PROFESSIONAL DEVELOPMENT | 7,800.00 |
| 8340 | 154,343.67 |
| 359TH DISTRICT COURT | 154,343.67 |
| 710110 | 57,539.71 |
| SALARY/REGULAR | 57,539.71 |
| 720100 | 4,011.64 |
| SOCIAL SECURITY | 4,011.64 |
| 720110 | 11,787.47 |
| EMPLOYEE INSURANCE | 11,787.47 |
| 720120 | 7,060.20 |
| RETIREMENT | 7,060.20 |
| 720140 | 144.00 |
| STATE UNEMPLOYMENT TAX | 144.00 |
| 730100 | 656.20 |
| OFFICE SUPPLIES | 656.20 |
| 740510 | 1,420.00 |
| PROFESSIONAL DEVELOPMENT | 1,420.00 |
| 740512 | 69,635.25 |
| PROFESSIONAL SERVICES | 69,635.25 |
| 740540 | 2,089.20 |

| | |
|---|---|
| TRAVEL EXPENSE | 2,089.20 |
| 9300 | 79,604.00 |
| COMMISSIONER PRECINCT 3 | 79,604.00 |
| 730100 | 72,239.00 |
| OFFICE SUPPLIES | 72,239.00 |
| 730330 | 7,365.00 |
| IT SOFTWARE | 7,365.00 |
| 9400 | 138,450.15 |
| COMMISSIONER PRECINCT 4 | 138,450.15 |
| 730100 | 4,947.75 |
| OFFICE SUPPLIES | 4,947.75 |
| 740570 | 306.00 |
| ADVERTISING | 306.00 |
| 750800 | 133,196.40 |
| MAJOR PROJECTS | 133,196.40 |
| 221 | 407,862.31 |
| HAVA | 407,862.31 |
| 2500 | 407,862.31 |
| ELECTIONS ADMINISTRATOR | 407,862.31 |
| 710100 | - |
| SALARY/OFFICIAL-DEPARTMENT HEAD | - |
| 710110 | 172,841.49 |
| SALARY/REGULAR | 172,841.49 |
| 710130 | 43,186.19 |
| SALARY/OVERTIME | 43,186.19 |
| 720100 | 16,351.83 |
| SOCIAL SECURITY | 16,351.83 |
| 720120 | 9,650.21 |
| RETIREMENT | 9,650.21 |
| 730100 | 16,609.08 |
| OFFICE SUPPLIES | 16,609.08 |
| 730140 | 3,782.08 |
| JANITOR SUPPLIES | 3,782.08 |
| 730210 | 11,219.43 |
| DATA PROCESSING SUPPLIES | 11,219.43 |
| 730220 | 8,713.50 |
| REPLACEMENTS | 8,713.50 |
| 730250 | 1,639.53 |
| SHOP SUPPLIES | 1,639.53 |
| 730320 | 40,335.82 |
| IT HARDWARE | 40,335.82 |
| 730390 | 2,194.01 |
| MEDICAL SUPPLIES | 2,194.01 |
| 740512 | 52,036.84 |
| PROFESSIONAL SERVICES | 52,036.84 |
| 740580 | 25,117.70 |
| PRINTING | 25,117.70 |
| 740656 | 4,184.60 |
| RENT AND LEASES | 4,184.60 |
| 300 | 36,945,029.44 |
| DEBT SERVICE | 36,945,029.44 |
| 3290 | 36,945,029.44 |
| DEBT SERVICE | 36,945,029.44 |
| 780100 | 12,970,000.00 |
| PRINCIPAL RETIREMENT | 12,970,000.00 |

| | |
|---|---|
| 780200 | 23,975,029.44 |
| INTEREST AND FISCAL CHARGES | 23,975,029.44 |
| 333 | 210,644.21 |
| GL CONVERSION | 210,644.21 |
| 3333 | 210,644.21 |
| GL CONVERSION | 210,644.21 |
| 730100 | - |
| OFFICE SUPPLIES | - |
| 770100 | 210,644.21 |
| TRANSFERS OUT | 210,644.21 |
| 340 | (57,111,880.14) |
| GASB 34 CONVERSION | (57,111,880.14) |
| 3210 | - |
| NON-DEPARTMENTAL | - |
| 750200 | - |
| CAPITAL OUTLAY-LAND | - |
| 5000 | - |
| AIRPORT | - |
| 750800 | - |
| MAJOR PROJECTS | - |
| 6000 | - |
| SHERIFF | - |
| 750800 | - |
| MAJOR PROJECTS | - |
| 9100 | - |
| COMMISSIONER PRECINCT 1 | - |
| 750800 | - |
| MAJOR PROJECTS | - |
| 9200 | - |
| COMMISSIONER PRECINCT 2 | - |
| 750800 | - |
| MAJOR PROJECTS | - |
| 9300 | - |
| COMMISSIONER PRECINCT 3 | - |
| 750800 | - |
| MAJOR PROJECTS | - |
| 9400 | - |
| COMMISSIONER PRECINCT 4 | - |
| 750800 | - |
| MAJOR PROJECTS | - |
| 1340 | (57,111,880.14) |
| GASB 34 CONVERSION | (57,111,880.14) |
| 740512 | (219,602.98) |
| PROFESSIONAL SERVICES | (219,602.98) |
| 750200 | (10,000.00) |
| CAPITAL OUTLAY-LAND | (10,000.00) |
| 750400 | (6,871,627.59) |
| CAPITAL OUTLAY-FURNITURE FIXTURES AND EQUIPMENT | (6,871,627.59) |
| 750500 | (1,817,430.49) |
| CAPITAL OUTLAY-INTANGIBLES | (1,817,430.49) |
| 750600 | (2,708,696.93) |
| CAPITAL OUTLAY-VEHICLES | (2,708,696.93) |
| 750700 | (129,110.62) |
| CAPITAL OUTLAY-BOOKS | (129,110.62) |
| 750800 | (32,827,865.84) |

| | |
|---|---|
| MAJOR PROJECTS | (32,827,865.84) |
| 780100 | (12,970,000.00) |
| PRINCIPAL RETIREMENT | (12,970,000.00) |
| 780200 | 536,318.31 |
| INTEREST AND FISCAL CHARGES | 536,318.31 |
| 750100 | (93,864.00) |
| CAPITAL OUTLAY-CAPITAL IMPROVEMENT PLAN | (93,864.00) |
| 400 | 13,247,290.03 |
| LOCAL CAPITAL PROJECTS | 13,247,290.03 |
| 1400 | 13,247,290.03 |
| LOCAL CAPITAL PROJECTS | 13,247,290.03 |
| 730320 | 464.70 |
| IT HARDWARE | 464.70 |
| 730330 | 22,730.00 |
| IT SOFTWARE | 22,730.00 |
| 740110 | 635,917.38 |
| IT SOFTWARE MAINTENANCE | 635,917.38 |
| 740512 | 686,249.56 |
| PROFESSIONAL SERVICES | 686,249.56 |
| 750200 | 1,299,773.38 |
| CAPITAL OUTLAY-LAND | 1,299,773.38 |
| 750300 | 51,040.86 |
| CAPITAL OUTLAY-BUILDING | 51,040.86 |
| 750400 | 2,898,212.53 |
| CAPITAL OUTLAY-FURNITURE FIXTURES AND EQUIPMENT | 2,898,212.53 |
| 750500 | 1,600,087.09 |
| CAPITAL OUTLAY-INTANGIBLES | 1,600,087.09 |
| 750800 | 6,052,814.53 |
| MAJOR PROJECTS | 6,052,814.53 |
| 401 | 49,500.00 |
| C/P REVENUE TOLL BONDS 10 | 49,500.00 |
| 9200 | 49,500.00 |
| COMMISSIONER PRECINCT 2 | 49,500.00 |
| 750800 | 49,500.00 |
| MAJOR PROJECTS | 49,500.00 |
| 402 | 833,044.10 |
| C/P CERTIFICATES OF OBLIGATION 2012 | 833,044.10 |
| 1402 | 833,044.10 |
| C/P CERTIFICATES OF OBLIGATION 2012 | 833,044.10 |
| 740512 | 498,509.01 |
| PROFESSIONAL SERVICES | 498,509.01 |
| 750400 | 80,000.00 |
| CAPITAL OUTLAY-FURNITURE FIXTURES AND EQUIPMENT | 80,000.00 |
| 750800 | 254,535.09 |
| MAJOR PROJECTS | 254,535.09 |
| 404 | 3,347,927.70 |
| C/P ROAD BONDS 2016 | 3,347,927.70 |
| 1903 | 3,347,927.70 |
| CAPITAL ROAD PROJECTS | 3,347,927.70 |
| 730190 | 74,552.45 |
| ROAD MATERIALS | 74,552.45 |
| 730200 | 21,377.50 |
| CRUSHED CONCRETE/REJECT | 21,377.50 |
| 740512 | 108,759.70 |
| PROFESSIONAL SERVICES | 108,759.70 |

| | |
|---|---|
| 740650 | 8,200.00 |
| SIGN AND SIGNAL MAINTENANCE | 8,200.00 |
| 740970 | 30.98 |
| FREIGHT AND HANDLING | 30.98 |
| 750200 | 4,800.00 |
| CAPITAL OUTLAY-LAND | 4,800.00 |
| 750800 | 3,130,207.07 |
| MAJOR PROJECTS | 3,130,207.07 |
| 405 | 10,329,112.14 |
| C/P ROAD BONDS 2016A | 10,329,112.14 |
| 1903 | 10,329,112.14 |
| CAPITAL ROAD PROJECTS | 10,329,112.14 |
| 740512 | 48,838.46 |
| PROFESSIONAL SERVICES | 48,838.46 |
| 740640 | - |
| CONTRACT SERVICES | - |
| 740650 | 20,620.00 |
| SIGN AND SIGNAL MAINTENANCE | 20,620.00 |
| 740920 | - |
| APPRAISALS | - |
| 750200 | - |
| CAPITAL OUTLAY-LAND | - |
| 750800 | 10,259,653.68 |
| MAJOR PROJECTS | 10,259,653.68 |
| 406 | 9,703,568.31 |
| C/P ROAD BONDS 2018 | 9,703,568.31 |
| 1903 | 9,703,568.31 |
| CAPITAL ROAD PROJECTS | 9,703,568.31 |
| 740512 | 2,182.87 |
| PROFESSIONAL SERVICES | 2,182.87 |
| 740650 | 1,150.00 |
| SIGN AND SIGNAL MAINTENANCE | 1,150.00 |
| 750200 | 685,000.75 |
| CAPITAL OUTLAY-LAND | 685,000.75 |
| 750800 | 9,015,234.69 |
| MAJOR PROJECTS | 9,015,234.69 |
| 407 | 15,972,782.70 |
| C/P ROAD BONDS 2018B | 15,972,782.70 |
| 1903 | 15,972,782.70 |
| CAPITAL ROAD PROJECTS | 15,972,782.70 |
| 740650 | 14,270.00 |
| SIGN AND SIGNAL MAINTENANCE | 14,270.00 |
| 750200 | - |
| CAPITAL OUTLAY-LAND | - |
| 750800 | 15,958,512.70 |
| MAJOR PROJECTS | 15,958,512.70 |
| 408 | 377,421.24 |
| C/P SHERIFF'S PROJECTS | 377,421.24 |
| 1408 | 377,421.24 |
| SHERIFF PROJECTS | 377,421.24 |
| 750800 | 377,421.24 |
| MAJOR PROJECTS | 377,421.24 |
| 500 | 46,975,414.10 |
| SELF INSURANCE | 46,975,414.10 |
| 1500 | - |

| | |
|---|---|
| SELF INSURANCE | - |
| 750400 | - |
| CAPITAL OUTLAY-FURNITURE FIXTURES AND EQUIPMENT | - |
| 2200 | 843,261.30 |
| RISK MANAGEMENT | 843,261.30 |
| 740120 | 843,261.30 |
| MEDICAL SERVICES | 843,261.30 |
| 2201 | 46,132,152.80 |
| SELF INSURANCE | 46,132,152.80 |
| 730100 | 1,172.98 |
| OFFICE SUPPLIES | 1,172.98 |
| 740120 | 32,146,551.45 |
| MEDICAL SERVICES | 32,146,551.45 |
| 740130 | - |
| PHYSICIAN SERVICES | - |
| 740190 | 8,471,101.58 |
| RX CLAIMS | 8,471,101.58 |
| 740512 | 5,000.00 |
| PROFESSIONAL SERVICES | 5,000.00 |
| 740620 | 803.41 |
| ELECTRICITY | 803.41 |
| 740640 | 21,676.32 |
| CONTRACT SERVICES | 21,676.32 |
| 740660 | 1,909.08 |
| EQUIPMENT RENTAL | 1,909.08 |
| 740700 | 1,207,862.72 |
| INSURANCE/BOND PREMIUMS | 1,207,862.72 |
| 740710 | 742,246.97 |
| ADMINISTRATIVE CHARGES | 742,246.97 |
| 740740 | 15,425.10 |
| BANK SERVICE CHARGES | 15,425.10 |
| 740910 | 13,149.44 |
| PCORI FEE | 13,149.44 |
| 740940 | 840,810.59 |
| INSURANCE PREMIUMS | 840,810.59 |
| 740960 | 134,610.60 |
| PRE-CERTIFICATION/ UTILITIZATION REVIEW FEES | 134,610.60 |
| 740962 | 61,829.57 |
| EMPLOYEE ASSISTANCE PROGRAM FEES | 61,829.57 |
| 740964 | 359,181.15 |
| PREFERRED PROVIDER ORGANIZATION FEES | 359,181.15 |
| 740968 | 2,073,879.54 |
| STOP LOSS PREMIUMS | 2,073,879.54 |
| 750400 | 8,235.69 |
| CAPITAL OUTLAY-FURNITURE FIXTURES AND EQUIPMENT | 8,235.69 |
| 760400 | 6,252.30 |
| DEPRECIATION EQUIPMENT | 6,252.30 |
| 760100 | 974.00 |
| LOSS ON DISPOSAL | 974.00 |
| 760200 | 19,480.31 |
| DEPRECIATION BUILDING | 19,480.31 |
| 2203 | - |
| WORKERS COMPENSATION | - |
| 740512 | - |
| PROFESSIONAL SERVICES | - |

| | |
|---|---|
| 740700 | - |
| INSURANCE/BOND PREMIUMS | - |
| 740710 | - |
| ADMINISTRATIVE CHARGES | - |
| 740940 | - |
| INSURANCE PREMIUMS | - |
| 740950 | - |
| BONDS-NOTARIES | - |
| 760600 | - |
| SETTLEMENT COSTS | - |
| 501 | 592,629.37 |
| WORKERS' COMPENSATION | 592,629.37 |
| 2203 | 592,629.37 |
| WORKERS COMPENSATION | 592,629.37 |
| 720130 | - |
| WORKERS COMPENSATION | - |
| 740120 | 321,696.94 |
| MEDICAL SERVICES | 321,696.94 |
| 740700 | 266,597.08 |
| INSURANCE/BOND PREMIUMS | 266,597.08 |
| 760400 | 4,335.35 |
| DEPRECIATION EQUIPMENT | 4,335.35 |
| 502 | 6,464,961.64 |
| PROPERTY/CASUALTY | 6,464,961.64 |
| 2202 | 6,755,446.04 |
| PROPERTY/CASUALTY | 6,755,446.04 |
| 740220 | 3,434,000.00 |
| LEGAL/LITIGATION COSTS | 3,434,000.00 |
| 740512 | 338,822.05 |
| PROFESSIONAL SERVICES | 338,822.05 |
| 740700 | 73,239.00 |
| INSURANCE/BOND PREMIUMS | 73,239.00 |
| 740710 | 780,537.41 |
| ADMINISTRATIVE CHARGES | 780,537.41 |
| 740930 | 29,984.92 |
| DAMAGE REPAIRS | 29,984.92 |
| 740940 | 1,710,107.70 |
| INSURANCE PREMIUMS | 1,710,107.70 |
| 740950 | 4,573.00 |
| BONDS-NOTARIES | 4,573.00 |
| 740952 | 12,340.14 |
| BONDS-SURETY | 12,340.14 |
| 750600 | 111,596.82 |
| CAPITAL OUTLAY-VEHICLES | 111,596.82 |
| 760600 | 260,245.00 |
| SETTLEMENT COSTS | 260,245.00 |
| 2203 | 291,896.47 |
| WORKERS COMPENSATION | 291,896.47 |
| 740920 | 961.00 |
| APPRAISALS | 961.00 |
| 740930 | 271,562.83 |
| DAMAGE REPAIRS | 271,562.83 |
| 740952 | 19,372.64 |
| BONDS-SURETY | 19,372.64 |
| 1502 | (582,380.87) |

| | |
|---|---|
| PROPERTY/CASUALTY | (582,380.87) |
| 740940 | (582,380.87) |
| INSURANCE PREMIUMS | (582,380.87) |
| 999 | (0.00) |
| DEFAULT ZONE FUND | (0.00) |
| 1903 | (0.00) |
| CAPITAL ROAD PROJECTS | (0.00) |
| 730200 | - |
| CRUSHED CONCRETE/REJECT | - |
| 740512 | (0.00) |
| PROFESSIONAL SERVICES | (0.00) |
| 740640 | - |
| CONTRACT SERVICES | - |
| 740650 | - |
| SIGN AND SIGNAL MAINTENANCE | - |
| 740920 | - |
| APPRAISALS | - |
| 740970 | - |
| FREIGHT AND HANDLING | - |
| 750200 | - |
| CAPITAL OUTLAY-LAND | - |
| 750800 | (0.00) |
| MAJOR PROJECTS | (0.00) |
| (blank) | |
| (blank) | |
| (blank) | |
| (blank) | |
| (blank) | |
| 600 | 31,879.06 |
| CUSTODIAL ACCOUNTS | 31,879.06 |
| 1600 | 31,879.06 |
| CUSTODIAL ACCOUNTS | 31,879.06 |
| 770100 | 31,879.06 |
| TRANSFERS OUT | 31,879.06 |
| 222 | 24,508,716.75 |
| JAIL PASS THRU | 24,508,716.75 |
| 6601 | 24,508,716.75 |
| SHERIFF JAIL | 24,508,716.75 |
| 740640 | 24,508,716.75 |
| CONTRACT SERVICES | 24,508,716.75 |

# MONTGOMERY COUNTY, TEXAS

REPORT OF REVENUES

For Fiscal Year Ended September 30, 2021

March 3, 2021

| | Sum of NetTransactionAmount |
|---|---|
| 100 | (100,529,744.74) |
| GENERAL OPERATIONS | (100,529,744.74) |
| 1100 | (96,790,685.91) |
| GENERAL FUND | (96,790,685.91) |
| 400100 | (90,460,865.35) |
| CURRENT TAXES | (90,460,865.35) |
| 400110 | (516,922.74) |
| DELINQUENT TAXES | (516,922.74) |
| 400120 | (246,890.53) |
| PENALTY AND INTEREST | (246,890.53) |
| 400140 | (811,283.62) |
| OTHER TAXES | (811,283.62) |
| 410100 | (60,660.00) |
| TABC LICENSES | (60,660.00) |
| 410102 | (244,900.00) |
| HEALTH PERMITS | (244,900.00) |
| 430104 | (4,293.57) |
| COUNTY JUDGE FEES | (4,293.57) |
| 430106 | (67,413.17) |
| SHERIFF FEES | (67,413.17) |
| 430108 | (3,316.97) |
| COUNTY ATTORNEY FEES | (3,316.97) |
| 430110 | (1,411,154.64) |
| COUNTY CLERK FEES | (1,411,154.64) |
| 430118 | (401,256.99) |
| TPW SALES TAX COMMISSION | (401,256.99) |
| 430132 | (388,472.61) |
| DISTRICT CLERK FEES | (388,472.61) |
| 430134 | (1,375,439.79) |
| JUSTICE OF THE PEACE FEES | (1,375,439.79) |
| 430136 | (632.46) |
| TRUANCY PREVENTION AND DIVERSION CCP 102.015 | (632.46) |
| 430138 | (9,468.33) |
| CONSTABLE FEES | (9,468.33) |
| 430140 | (23.00) |
| VOTER REGISTRATION FEES | (23.00) |
| 430142 | (73,455.83) |
| CRIMINAL JUSTICE FEES | (73,455.83) |
| 430144 | (200.00) |
| CHILD SAFETY | (200.00) |
| 430148 | (3,500.00) |
| BAIL BOND ADMINISTRATION FEES | (3,500.00) |
| 430150 | (18,186.92) |
| TRAFFIC SAFETY FEES | (18,186.92) |
| 430152 | (22,571.21) |
| FAILURE TO APPEAR FEES | (22,571.21) |
| 430158 | (1,823.91) |
| JUDICIAL EDUCATION | (1,823.91) |

| | |
|---|---|
| 430164 | (9,440.66) |
| HB530 DRUG COURT FEE-UNRESTRICTED | (9,440.66) |
| 430166 | (11,230.48) |
| CCP102.0178 DRUG COURT FEE-RESTRICTED | (11,230.48) |
| 430170 | (4,816.30) |
| HAZARDOUS WASTE MANAGEMENT FEE | (4,816.30) |
| 430174 | (208,333.35) |
| DETENTION ADMINISTRATION SERVICES | (208,333.35) |
| 430176 | (2,494.00) |
| PROBATION FEES | (2,494.00) |
| 430178 | (77.98) |
| COMMUNITY RESTITUTION FEES | (77.98) |
| 430212 | (15,770.57) |
| JURY FEES | (15,770.57) |
| 430216 | (22,815.50) |
| INMATE TELEPHONE FEE | (22,815.50) |
| 440100 | (276,131.40) |
| INTEREST-BANK | (276,131.40) |
| 440120 | 112,448.60 |
| INVESTMENT EARNINGS | 112,448.60 |
| 450100 | (296.82) |
| COMMISSIONS | (296.82) |
| 450210 | (1,569.98) |
| CONTRACT REIMBURSEMENT-ADMINISTRATION | (1,569.98) |
| 450318 | (2,129.00) |
| RENTS/LEASES | (2,129.00) |
| 450320 | (101,546.41) |
| MISCELLANEOUS | (101,546.41) |
| 450326 | 5,425.15 |
| TEMPORARY SUSPENSE REVENUE | 5,425.15 |
| 450328 | (30,126.55) |
| SALE OF ASSETS | (30,126.55) |
| 460100 | 2,000.00 |
| COURT FINES | 2,000.00 |
| 410116 | (250.00) |
| RECYCLE CENTER PERMITS | (250.00) |
| 440110 | (100,799.02) |
| FAIR MARKET VALUE | (100,799.02) |
| 2100 | - |
| HUMAN RESOURCES | - |
| 450200 | - |
| CONTRACT SERVICE REVENUE | - |
| 2200 | (29,955.06) |
| RISK MANAGEMENT | (29,955.06) |
| 450200 | - |
| CONTRACT SERVICE REVENUE | - |
| 450328 | (29,955.06) |
| SALE OF ASSETS | (29,955.06) |
| 2302 | - |
| COURT COLLECTIONS | - |
| 450200 | - |
| CONTRACT SERVICE REVENUE | - |
| 2801 | (70,324.10) |
| COUNTY ATTORNEY STATE FUNDS | (70,324.10) |
| 420204 | (70,000.00) |

| | |
|---|---|
| STATE ALLOCATIONS | (70,000.00) |
| 430108 | (159.84) |
| COUNTY ATTORNEY FEES | (159.84) |
| 440100 | (164.26) |
| INTEREST-BANK | (164.26) |
| 3000 | 64.75 |
| BUILDING CUSTODIAL SERVICES | 64.75 |
| 410110 | 19.75 |
| AUTO REGISTRATION | 19.75 |
| 430180 | 45.00 |
| VEHICLE TOWING PROGRAM FEES | 45.00 |
| 3200 | (1,000.00) |
| OTHER | (1,000.00) |
| 430120 | (1,000.00) |
| APPLICATION FEES | (1,000.00) |
| 3220 | (50,040.31) |
| ALTERNATE DISPUTE RESOLUTION | (50,040.31) |
| 430110 | (6,500.31) |
| COUNTY CLERK FEES | (6,500.31) |
| 430132 | (28,275.00) |
| DISTRICT CLERK FEES | (28,275.00) |
| 430134 | (15,265.00) |
| JUSTICE OF THE PEACE FEES | (15,265.00) |
| 3240 | (25.00) |
| HISTORICAL COMMISSION | (25.00) |
| 450300 | (25.00) |
| CONTRIBUTIONS | (25.00) |
| 3250 | 669.19 |
| CHILD WELFARE | 669.19 |
| 420200 | 669.19 |
| STATE GRANT REVENUE | 669.19 |
| 3400 | (21,595.58) |
| COUNTY AUDITOR | (21,595.58) |
| 450200 | (21,595.58) |
| CONTRACT SERVICE REVENUE | (21,595.58) |
| 3700 | (587,852.30) |
| TAX ASSESSOR/COLLECTOR | (587,852.30) |
| 430118 | (29,365.25) |
| TPW SALES TAX COMMISSION | (29,365.25) |
| 430122 | (553,932.75) |
| SUPPLEMENTAL MVD FEES | (553,932.75) |
| 430126 | (4,804.30) |
| TPW TITLE FEE | (4,804.30) |
| 430128 | 250.00 |
| VTR LICENSE APP FEE-OWNER | 250.00 |
| 3701 | (81,005.73) |
| TAC SPECIAL INVENTORY TAX | (81,005.73) |
| 440100 | (81,005.73) |
| INTEREST-BANK | (81,005.73) |
| 3703 | (1,750.00) |
| TAC VTR | (1,750.00) |
| 430128 | (1,650.00) |
| VTR LICENSE APP FEE-OWNER | (1,650.00) |
| 430130 | (100.00) |
| VTR LICENSE APP FEE-RUNNER | (100.00) |

| | |
|---|---|
| 4001 | (221,670.00) |
| PERMITS | (221,670.00) |
| 410106 | (221,670.00) |
| FOOD SERVICE PERMITS | (221,670.00) |
| 4100 | (198,686.99) |
| ANIMAL SERVICES | (198,686.99) |
| 410104 | (1,750.00) |
| ANIMAL CONTROL TRANSPORT | (1,750.00) |
| 430190 | (43,611.00) |
| ADOPTION FEES | (43,611.00) |
| 430192 | (38,920.00) |
| ANIMAL SHELTER FEES | (38,920.00) |
| 430194 | (50,552.00) |
| CLINIC SERVICES | (50,552.00) |
| 430196 | (6,015.00) |
| IMPOUND FEES | (6,015.00) |
| 450300 | (57,838.99) |
| CONTRIBUTIONS | (57,838.99) |
| 4200 | (52,547.50) |
| FORENSIC SERVICES | (52,547.50) |
| 430200 | (52,275.00) |
| INQUESTS AND AUTOPSIES | (52,275.00) |
| 430210 | (272.50) |
| FORENSIC ADMINISTRATION FEE | (272.50) |
| 4400 | (337,114.46) |
| CONVENTION CENTER | (337,114.46) |
| 420304 | (197,165.52) |
| OTHER ALLOCATIONS | (197,165.52) |
| 430162 | 2,000.00 |
| PARK FEES | 2,000.00 |
| 430226 | 4,495.91 |
| RENTAL/USER FEES | 4,495.91 |
| 450318 | (146,444.85) |
| RENTS/LEASES | (146,444.85) |
| 4500 | (34,423.74) |
| MEMORIAL LIBRARY | (34,423.74) |
| 430224 | (209.72) |
| BOOK FINES | (209.72) |
| 450300 | (34,214.02) |
| CONTRIBUTIONS | (34,214.02) |
| AIRPORT | (232,031.14) |
| 430226 | (185,729.88) |
| RENTAL/USER FEES | (185,729.88) |
| 430230 | (46,301.26) |
| FUEL FLOW FEES | (46,301.26) |
| 5050 | (36,442.90) |
| CUSTOMS | (36,442.90) |
| 430226 | (36,442.90) |
| RENTAL/USER FEES | (36,442.90) |
| 450200 | - |
| CONTRACT SERVICE REVENUE | - |
| 5100 | (26,495.78) |
| DISTRICT ATTORNEY | (26,495.78) |
| 420204 | (7,500.00) |
| STATE ALLOCATIONS | (7,500.00) |

| | |
|---|---|
| 440100 | (7.78) |
| INTEREST-BANK | (7.78) |
| 450200 | - |
| CONTRACT SERVICE REVENUE | - |
| 460130 | (18,988.00) |
| FORFEITURES-BONDS | (18,988.00) |
| 5200 | (1,045.25) |
| OFFICE OF HOMELAND SECURITY & EMERGENCY MANAGEMENT | (1,045.25) |
| 450328 | (1,045.25) |
| SALE OF ASSETS | (1,045.25) |
| 5301 | (449,640.50) |
| FIRE MARSHAL - INSPECTIONS | (449,640.50) |
| 430184 | (103,240.50) |
| FIRE INSPECTION FEE-EXISTING | (103,240.50) |
| 430186 | (321,400.00) |
| FIRE INSPECTION FEE-NEW CONSTRUCTION | (321,400.00) |
| 450200 | (25,000.00) |
| CONTRACT SERVICE REVENUE | (25,000.00) |
| 5400 | (57,586.00) |
| JUVENILE PROBATION-ADMINISTRATIVE | (57,586.00) |
| 430174 | (57,586.00) |
| DETENTION ADMINISTRATION SERVICES | (57,586.00) |
| 5600 | (46,520.36) |
| COMMISSIONS | (46,520.36) |
| 450100 | (46,520.36) |
| COMMISSIONS | (46,520.36) |
| 6000 | (453,515.85) |
| SHERIFF | (453,515.85) |
| 410108 | (159,355.00) |
| ALARM PERMITS | (159,355.00) |
| 420206 | (2,210.85) |
| STATE CONTRACT REIMBURSEMENT | (2,210.85) |
| 430180 | (276,910.00) |
| VEHICLE TOWING PROGRAM FEES | (276,910.00) |
| 450200 | (40.00) |
| CONTRACT SERVICE REVENUE | (40.00) |
| 450300 | (15,000.00) |
| CONTRIBUTIONS | (15,000.00) |
| 6100 | (7,915.10) |
| SHERIFF HOMELAND SECURITY | (7,915.10) |
| 450200 | (7,915.10) |
| CONTRACT SERVICE REVENUE | (7,915.10) |
| 6201 | (1,156.46) |
| SHERIFF HOMICIDE VIOLENT CRIME | (1,156.46) |
| 450200 | (1,156.46) |
| CONTRACT SERVICE REVENUE | (1,156.46) |
| 6301 | (5,487.95) |
| SHERIFF PATROL EAST | (5,487.95) |
| 450200 | (5,487.95) |
| CONTRACT SERVICE REVENUE | (5,487.95) |
| 6302 | (6,044.95) |
| SHERIFF PATROL WEST | (6,044.95) |
| 450200 | (6,044.95) |
| CONTRACT SERVICE REVENUE | (6,044.95) |
| 6303 | (104,140.51) |

| | |
|---|---|
| SHERIFF PATROL SOUTH | (104,140.51) |
| 450200 | (104,140.51) |
| CONTRACT SERVICE REVENUE | (104,140.51) |
| 6401 | (17,177.30) |
| SHERIFF DISPATCH | (17,177.30) |
| 450200 | (17,177.30) |
| CONTRACT SERVICE REVENUE | (17,177.30) |
| 6402 | (1,110.00) |
| SHERIFF CRIME LAB | (1,110.00) |
| 430182 | (1,110.00) |
| FINGERPRINT FEES | (1,110.00) |
| 6407 | (3,085.00) |
| SHERIFF ACADEMY | (3,085.00) |
| 430172 | (3,085.00) |
| ACADEMY REVENUE | (3,085.00) |
| 6504 | (58,590.00) |
| SHERIFF ALARMS | (58,590.00) |
| 410108 | (58,590.00) |
| ALARM PERMITS | (58,590.00) |
| 6601 | (7,340.33) |
| SHERIFF JAIL | (7,340.33) |
| 420108 | (6,929.00) |
| FEDERAL INMATE HOUSING | (6,929.00) |
| 430178 | (411.33) |
| COMMUNITY RESTITUTION FEES | (411.33) |
| 7100 | (34,945.27) |
| CONSTABLE PRECINCT 1 | (34,945.27) |
| 430138 | (19,455.09) |
| CONSTABLE FEES | (19,455.09) |
| 430180 | 90.00 |
| VEHICLE TOWING PROGRAM FEES | 90.00 |
| 450200 | (8,610.80) |
| CONTRACT SERVICE REVENUE | (8,610.80) |
| 450300 | (3,500.00) |
| CONTRIBUTIONS | (3,500.00) |
| 420106 | (3,469.38) |
| FEDERAL CONTRACT REIMBURSEMENT | (3,469.38) |
| 7200 | (22,662.00) |
| CONSTABLE PRECINCT 2 | (22,662.00) |
| 430138 | (22,662.00) |
| CONSTABLE FEES | (22,662.00) |
| 7300 | (39,649.15) |
| CONSTABLE PRECINCT 3 | (39,649.15) |
| 430138 | (27,391.78) |
| CONSTABLE FEES | (27,391.78) |
| 450100 | (1,960.71) |
| COMMISSIONS | (1,960.71) |
| 450200 | (10,296.66) |
| CONTRACT SERVICE REVENUE | (10,296.66) |
| 7400 | (17,347.93) |
| CONSTABLE PRECINCT 4 | (17,347.93) |
| 430138 | (14,752.00) |
| CONSTABLE FEES | (14,752.00) |
| 450100 | 185.00 |
| COMMISSIONS | 185.00 |

| | |
|---|---|
| 450200 | (980.93) |
| CONTRACT SERVICE REVENUE | (980.93) |
| 450300 | (1,800.00) |
| CONTRIBUTIONS | (1,800.00) |
| 7500 | (34,302.17) |
| CONSTABLE PRECINCT 5 | (34,302.17) |
| 430138 | (17,296.55) |
| CONSTABLE FEES | (17,296.55) |
| 450200 | (17,005.62) |
| CONTRACT SERVICE REVENUE | (17,005.62) |
| 8100 | (33,054.22) |
| COURT OPERATIONS | (33,054.22) |
| 450324 | (32,654.22) |
| REIMBURSEMENT POST-JUDGEMENT | (32,654.22) |
| 450322 | (400.00) |
| REIMBURSEMENT PRE-JUDGEMENT | (400.00) |
| 8210 | (21,000.00) |
| COUNTY COURT AT LAW 1 | (21,000.00) |
| 420204 | (21,000.00) |
| STATE ALLOCATIONS | (21,000.00) |
| 8220 | (21,000.00) |
| COUNTY COURT AT LAW 2 | (21,000.00) |
| 420204 | (21,000.00) |
| STATE ALLOCATIONS | (21,000.00) |
| 8230 | (21,000.00) |
| COUNTY COURT AT LAW 3 | (21,000.00) |
| 420204 | (21,000.00) |
| STATE ALLOCATIONS | (21,000.00) |
| 8240 | (21,000.00) |
| COUNTY COURT AT LAW 4 | (21,000.00) |
| 420204 | (21,000.00) |
| STATE ALLOCATIONS | (21,000.00) |
| 8250 | (21,000.00) |
| COUNTY COURT AT LAW 5 | (21,000.00) |
| STATE ALLOCATIONS | (21,000.00) |
| 8320 | 671.00 |
| 221ST DISTRICT COURT | 671.00 |
| 450200 | 15.00 |
| CONTRACT SERVICE REVENUE | 15.00 |
| 450320 | 656.00 |
| MISCELLANEOUS | 656.00 |
| 8340 | 21.40 |
| 359TH DISTRICT COURT | 21.40 |
| 400120 | 21.40 |
| PENALTY AND INTEREST | 21.40 |
| 450200 | - |
| CONTRACT SERVICE REVENUE | - |
| 8350 | (2,609.02) |
| 410th DISTRICT COURT | (2,609.02) |
| 430158 | 65.00 |
| JUDICIAL EDUCATION | 65.00 |
| 430168 | 1,322.00 |
| STENOGRAPHER FEES | 1,322.00 |
| 430226 | 3.98 |
| RENTAL/USER FEES | 3.98 |

| | |
|---|---|
| 450320 | (4,000.00) |
| MISCELLANEOUS | (4,000.00) |
| 8360 | 2,660.96 |
| 418TH DISTRICT COURT | 2,660.96 |
| 430102 | 14.32 |
| COUNTY/DISTRICT COURT FEES | 14.32 |
| 430212 | - |
| JURY FEES | - |
| 430226 | 3.98 |
| RENTAL/USER FEES | 3.98 |
| 450318 | 2,642.66 |
| RENTS/LEASES | 2,642.66 |
| 8401 | (39,669.43) |
| DRUG COURT | (39,669.43) |
| 430214 | (39,369.43) |
| PROGRAM FEES | (39,369.43) |
| 430218 | (300.00) |
| MRT BOOK FEE | (300.00) |
| 8402 | (46,739.47) |
| DRUG COURT-DWI COURT | (46,739.47) |
| 430214 | (46,499.47) |
| PROGRAM FEES | (46,499.47) |
| 430218 | (240.00) |
| MRT BOOK FEE | (240.00) |
| 8510 | 1,158.00 |
| JUSTICE OF PEACE PRECINCT 1 | 1,158.00 |
| 430228 | (21,361.65) |
| COLLECTION FEE | (21,361.65) |
| 450200 | - |
| CONTRACT SERVICE REVENUE | - |
| 430550 | 22,519.65 |
| THIRD PARTY COLLECTION FEE | 22,519.65 |
| 8520 | (22,518.51) |
| JUSTICE OF PEACE PRECINCT 2 | (22,518.51) |
| 410110 | 16.75 |
| AUTO REGISTRATION | 16.75 |
| 430228 | (31,633.57) |
| COLLECTION FEE | (31,633.57) |
| 430550 | 9,098.31 |
| THIRD PARTY COLLECTION FEE | 9,098.31 |
| 8530 | (3,514.80) |
| JUSTICE OF PEACE PRECINCT 3 | (3,514.80) |
| 430134 | (2,633.80) |
| JUSTICE OF THE PEACE FEES | (2,633.80) |
| 450200 | (881.00) |
| CONTRACT SERVICE REVENUE | (881.00) |
| 8540 | (20,174.11) |
| JUSTICE OF PEACE PRECINCT 4 | (20,174.11) |
| 430228 | (20,174.11) |
| COLLECTION FEE | (20,174.11) |
| 8550 | (13,704.60) |
| JUSTICE OF PEACE PRECINCT 5 | (13,704.60) |
| 430228 | (13,704.60) |
| COLLECTION FEE | (13,704.60) |
| 450200 | - |

| | |
|---|---|
| CONTRACT SERVICE REVENUE | - |
| 4401 | (99,097.30) |
| FAIRGROUNDS/EXPO CENTER | (99,097.30) |
| 450318 | (99,097.30) |
| RENTS/LEASES | (99,097.30) |
| 3702 | (6,000.00) |
| TAC RENDITION PENALTY | (6,000.00) |
| 430214 | (6,000.00) |
| PROGRAM FEES | (6,000.00) |
| 200 | (19,448,766.20) |
| ROAD AND BRIDGE | (19,448,766.20) |
| 1200 | (18,296,425.77) |
| ROAD AND BRIDGE | (18,296,425.77) |
| 400100 | (14,683,391.60) |
| CURRENT TAXES | (14,683,391.60) |
| 400110 | (73,898.26) |
| DELINQUENT TAXES | (73,898.26) |
| 400120 | (29,762.02) |
| PENALTY AND INTEREST | (29,762.02) |
| 410110 | (2,318,133.83) |
| AUTO REGISTRATION | (2,318,133.83) |
| 410114 | (100.00) |
| OVERLOAD PERMITS | (100.00) |
| 420304 | (139,843.26) |
| OTHER ALLOCATIONS | (139,843.26) |
| 430112 | (139,573.72) |
| SUBDIVISION FEES | (139,573.72) |
| 430114 | (630,643.66) |
| FLOOD PLAIN FEES | (630,643.66) |
| 440100 | (6,799.36) |
| INTEREST-BANK | (6,799.36) |
| 440120 | (9,849.80) |
| INVESTMENT EARNINGS | (9,849.80) |
| 450328 | (37,681.27) |
| SALE OF ASSETS | (37,681.27) |
| 460100 | (226,748.99) |
| COURT FINES | (226,748.99) |
| 4700 | (2,036.00) |
| PARKS | (2,036.00) |
| 430226 | (2,036.00) |
| RENTAL/USER FEES | (2,036.00) |
| 450200 | - |
| CONTRACT SERVICE REVENUE | - |
| 4800 | (17,415.00) |
| COMMUNITY CENTERS | (17,415.00) |
| 420102 | (10,090.00) |
| FEDERAL PROGRAM INCOME | (10,090.00) |
| 430226 | (7,325.00) |
| RENTAL/USER FEES | (7,325.00) |
| 450200 | - |
| CONTRACT SERVICE REVENUE | - |
| 4900 | (11,624.97) |
| RECYCLE CENTERS | (11,624.97) |
| 430222 | (11,624.97) |
| RECYCLE FEES | (11,624.97) |

| | |
|---|---|
| 450200 | - |
| CONTRACT SERVICE REVENUE | - |
| 9000 | (550,000.00) |
| RESTRICTED | (550,000.00) |
| 450200 | (550,000.00) |
| CONTRACT SERVICE REVENUE | (550,000.00) |
| 9100 | (5,592.64) |
| COMMISSIONER PRECINCT 1 | (5,592.64) |
| 450200 | - |
| CONTRACT SERVICE REVENUE | - |
| 450318 | (2,185.56) |
| RENTS/LEASES | (2,185.56) |
| 450320 | (3,407.08) |
| MISCELLANEOUS | (3,407.08) |
| 9200 | (151,701.77) |
| COMMISSIONER PRECINCT 2 | (151,701.77) |
| 420304 | (101,741.00) |
| OTHER ALLOCATIONS | (101,741.00) |
| 450200 | (34,439.27) |
| CONTRACT SERVICE REVENUE | (34,439.27) |
| 450328 | (15,521.50) |
| SALE OF ASSETS | (15,521.50) |
| 9300 | (45,180.00) |
| COMMISSIONER PRECINCT 3 | (45,180.00) |
| 450200 | (2,500.00) |
| CONTRACT SERVICE REVENUE | (2,500.00) |
| 450320 | (16,130.00) |
| MISCELLANEOUS | (16,130.00) |
| 450316 | (26,550.00) |
| INSURANCE REIMBURSEMENT | (26,550.00) |
| 9400 | (142,089.13) |
| COMMISSIONER PRECINCT 4 | (142,089.13) |
| 450200 | (101,251.56) |
| CONTRACT SERVICE REVENUE | (101,251.56) |
| 450318 | 999.00 |
| RENTS/LEASES | 999.00 |
| 450320 | (19,676.80) |
| MISCELLANEOUS | (19,676.80) |
| 450328 | (22,159.77) |
| SALE OF ASSETS | (22,159.77) |
| 9408 | (71,146.25) |
| COMMUNITY CENTER - PRECINCT 4 | (71,146.25) |
| 420102 | (41,546.25) |
| FEDERAL PROGRAM INCOME | (41,546.25) |
| 430226 | (29,600.00) |
| RENTAL/USER FEES | (29,600.00) |
| 9108 | (49,152.00) |
| COMMUNITY CENTERS - PRECINCT 1 | (49,152.00) |
| 420102 | (9,302.00) |
| FEDERAL PROGRAM INCOME | (9,302.00) |
| 430226 | (39,850.00) |
| RENTAL/USER FEES | (39,850.00) |
| 9107 | (15,778.00) |
| PARKS - PRECINCT 1 | (15,778.00) |
| 430226 | (15,778.00) |

| | |
|---|---|
| RENTAL/USER FEES | (15,778.00) |
| 450200 | - |
| CONTRACT SERVICE REVENUE | - |
| 9208 | (30,225.00) |
| COMMUNITY CENTERS - PRECINCT 2 | (30,225.00) |
| 420102 | (21,650.00) |
| FEDERAL PROGRAM INCOME | (21,650.00) |
| RENTAL/USER FEES | (8,575.00) |
| 9307 | - |
| PARKS - PRECINCT 3 | - |
| 450200 | - |
| CONTRACT SERVICE REVENUE | - |
| 9308 | - |
| COMMUNITY CENTER - PRECINCT 3 | - |
| 450200 | - |
| CONTRACT SERVICE REVENUE | - |
| 9209 | (2,989.67) |
| RECYCLE - PRECINCT 2 | (2,989.67) |
| 430222 | (2,989.67) |
| RECYCLE FEES | (2,989.67) |
| 9309 | (54,610.00) |
| RECYCLE - PRECINCT 3 | (54,610.00) |
| 430222 | (54,610.00) |
| RECYCLE FEES | (54,610.00) |
| 450200 | - |
| CONTRACT SERVICE REVENUE | - |
| 9407 | (2,800.00) |
| PARKS - PRECINCT 4 | (2,800.00) |
| 430226 | (2,800.00) |
| RENTAL/USER FEES | (2,800.00) |
| 201 | (439.02) |
| WORTHLESS CHECK | (439.02) |
| 2800 | (368.22) |
| COUNTY ATTORNEY | (368.22) |
| 430188 | (360.00) |
| WORTHLESS CHECK FEES | (360.00) |
| 440100 | (8.22) |
| INTEREST-BANK | (8.22) |
| 5100 | (70.80) |
| DISTRICT ATTORNEY | (70.80) |
| 430188 | (69.29) |
| WORTHLESS CHECK FEES | (69.29) |
| 440100 | (1.51) |
| INTEREST-BANK | (1.51) |
| 202 | (111,831.66) |
| FORFEITURES | (111,831.66) |
| 5100 | (31,652.85) |
| DISTRICT ATTORNEY | (31,652.85) |
| 440100 | (439.54) |
| INTEREST-BANK | (439.54) |
| 460120 | (31,213.31) |
| FORFEITURES | (31,213.31) |
| 5300 | (3.42) |
| FIRE MARSHAL - INVESTIGATIONS | (3.42) |
| 440100 | (3.42) |

| | |
|---|---|
| INTEREST-BANK | (3.42) |
| 6000 | (12,167.39) |
| SHERIFF | (12,167.39) |
| INTEREST-BANK | (739.96) |
| 460120 | (11,427.43) |
| FORFEITURES | (11,427.43) |
| 6200 | (34,194.36) |
| SHERIFF CID | (34,194.36) |
| 440100 | (322.56) |
| INTEREST-BANK | (322.56) |
| 460120 | (33,871.80) |
| FORFEITURES | (33,871.80) |
| 7100 | (4,057.04) |
| CONSTABLE PRECINCT 1 | (4,057.04) |
| 440100 | (21.22) |
| INTEREST-BANK | (21.22) |
| 460120 | (4,035.82) |
| FORFEITURES | (4,035.82) |
| 7200 | (4,695.28) |
| CONSTABLE PRECINCT 2 | (4,695.28) |
| 440100 | (101.73) |
| INTEREST-BANK | (101.73) |
| 460120 | (4,593.55) |
| FORFEITURES | (4,593.55) |
| 7300 | (5,400.68) |
| CONSTABLE PRECINCT 3 | (5,400.68) |
| 440100 | (10.53) |
| INTEREST-BANK | (10.53) |
| 460120 | (5,390.15) |
| FORFEITURES | (5,390.15) |
| 7400 | (12,989.18) |
| CONSTABLE PRECINCT 4 | (12,989.18) |
| 440100 | (37.38) |
| INTEREST-BANK | (37.38) |
| 460120 | (12,951.80) |
| FORFEITURES | (12,951.80) |
| 7500 | (6,671.46) |
| CONSTABLE PRECINCT 5 | (6,671.46) |
| 440100 | (125.18) |
| INTEREST-BANK | (125.18) |
| 460120 | (6,546.28) |
| FORFEITURES | (6,546.28) |
| 203 | (720,687.60) |
| JAIL COMMISSARY | (720,687.60) |
| 6602 | (720,687.60) |
| SHERIFF COMMISSARY | (720,687.60) |
| 430220 | (719,248.92) |
| COMMISSARY SALES | (719,248.92) |
| 440100 | (1,438.68) |
| INTEREST-BANK | (1,438.68) |
| 204 | (84,541.25) |
| LAW LIBRARY | (84,541.25) |
| 1204 | (84,541.25) |
| LAW LIBRARY | (84,541.25) |
| 430110 | (15,167.37) |

| | |
|---|---|
| COUNTY CLERK FEES | (15,167.37) |
| 430132 | (66,395.00) |
| DISTRICT CLERK FEES | (66,395.00) |
| 440100 | (442.61) |
| INTEREST-BANK | (442.61) |
| 440120 | (228.87) |
| INVESTMENT EARNINGS | (228.87) |
| 450320 | (2,307.40) |
| MISCELLANEOUS | (2,307.40) |
| 205 | (6,300.00) |
| PRE-TRIAL DIVERSION | (6,300.00) |
| DISTRICT ATTORNEY | (6,300.00) |
| 430146 | (6,300.00) |
| PRETRIAL DIVERSION FEES | (6,300.00) |
| 206 | (246,520.81) |
| COUNTY CLERK RECORDS MGMT & PRESERVATION | (246,520.81) |
| 2300 | (246,520.81) |
| COUNTY CLERK | (246,520.81) |
| 430100 | (244,673.39) |
| COUNTY RECORDS MANAGEMENT FEES | (244,673.39) |
| 440120 | (1,847.42) |
| INVESTMENT EARNINGS | (1,847.42) |
| 207 | (18,205.07) |
| COUNTY RECORDS MANAGEMENT | (18,205.07) |
| 1207 | (15,010.07) |
| COUNTY RECORDS MANAGEMENT | (15,010.07) |
| 430110 | (15,010.07) |
| COUNTY CLERK FEES | (15,010.07) |
| 2300 | (3,195.00) |
| COUNTY CLERK | (3,195.00) |
| 430100 | (3,195.00) |
| COUNTY RECORDS MANAGEMENT FEES | (3,195.00) |
| 208 | (15,748.07) |
| DISTRICT CLERK RECORDS MGMT & PRESERVATION | (15,748.07) |
| 2700 | (15,748.07) |
| DISTRICT CLERK | (15,748.07) |
| 430132 | (15,660.45) |
| DISTRICT CLERK FEES | (15,660.45) |
| 440120 | (87.62) |
| INVESTMENT EARNINGS | (87.62) |
| 209 | (22,663.26) |
| DISTRICT CLERK RECORDS PRESERVATION | (22,663.26) |
| 2700 | (22,663.26) |
| DISTRICT CLERK | (22,663.26) |
| 430132 | (22,610.00) |
| DISTRICT CLERK FEES | (22,610.00) |
| 440120 | (53.26) |
| INVESTMENT EARNINGS | (53.26) |
| 210 | (19,709.16) |
| COUNTY AND DISTRICT COURTS DIGITAL PRESERVATION | (19,709.16) |
| 2900 | (19,709.16) |
| DIGITAL PRESERVATION COUNTY/DISTRICT | (19,709.16) |
| 430132 | (19,600.00) |
| DISTRICT CLERK FEES | (19,600.00) |
| 440120 | (109.16) |

| | |
|---|---|
| INVESTMENT EARNINGS | (109.16) |
| 211 | (3,228.83) |
| COUNTY AND DISTRICT COURT TECHNOLOGY | (3,228.83) |
| 1211 | (3,228.83) |
| COUNTY & DISTRICT COURT TECHNOLOGY | (3,228.83) |
| 430110 | (2,035.73) |
| COUNTY CLERK FEES | (2,035.73) |
| 430132 | (1,193.10) |
| DISTRICT CLERK FEES | (1,193.10) |
| 212 | (7,295.65) |
| COURT GUARDIANSHIP | (7,295.65) |
| 8105 | (7,295.65) |
| COURT GUARDIANSHIP | (7,295.65) |
| 430116 | (7,295.65) |
| COURT GUARDIANSHIP FEE | (7,295.65) |
| 213 | (37,357.21) |
| COURT REPORTER SERVICE | (37,357.21) |
| 1213 | (37,357.21) |
| COURT REPORTER SERVICE | (37,357.21) |
| 430168 | (37,357.21) |
| STENOGRAPHER FEES | (37,357.21) |
| 214 | (65,058.46) |
| COURTHOUSE SECURITY - COUNTY/DISTRICT COURT | (65,058.46) |
| 1214 | (65,058.46) |
| COURTHOUSE SECURITY - COUNTY/DISTRICT COURTS | (65,058.46) |
| 430102 | (65,058.46) |
| COUNTY/DISTRICT COURT FEES | (65,058.46) |
| 215 | (45,629.08) |
| COURTHOUSE SECURITY - JP | (45,629.08) |
| 8590 | (45,629.08) |
| JP JUSTICE COURT SECURITY | (45,629.08) |
| 430102 | (35,652.85) |
| COUNTY/DISTRICT COURT FEES | (35,652.85) |
| 430134 | (9,976.23) |
| JUSTICE OF THE PEACE FEES | (9,976.23) |
| 216 | (38,090.24) |
| JUSTICE COURT TECHNOLOGY | (38,090.24) |
| 8591 | (38,090.24) |
| JP JUSTICE COURT TECHNOLOGY | (38,090.24) |
| 430134 | (38,090.24) |
| JUSTICE OF THE PEACE FEES | (38,090.24) |
| 217 | (4,590.81) |
| JUVENILE CASE MANAGER | (4,590.81) |
| 8592 | (4,590.81) |
| JP JUVENILE CASE MANAGER | (4,590.81) |
| 430134 | (4,590.81) |
| JUSTICE OF THE PEACE FEES | (4,590.81) |
| 218 | (5,498.00) |
| CC VITAL RECORDS PRESERVATION | (5,498.00) |
| 2300 | (5,498.00) |
| COUNTY CLERK | (5,498.00) |
| 430110 | (5,498.00) |
| COUNTY CLERK FEES | (5,498.00) |
| 219 | (576.43) |
| CONTRACT ELECTION SERVICE | (576.43) |

| | |
|---|---|
| 2502 | (576.43) |
| CONTRACT ELECTION DIRECT PAID | (576.43) |
| 440100 | (549.64) |
| INTEREST-BANK | (549.64) |
| 440120 | (26.79) |
| INVESTMENT EARNINGS | (26.79) |
| 220 | (77,059,362.85) |
| GRANTS | (77,059,362.85) |
| 1220 | (1,146.15) |
| GRANTS | (1,146.15) |
| 440100 | (1,146.15) |
| INTEREST-BANK | (1,146.15) |
| 2000 | (67,338,333.92) |
| COUNTY JUDGE | (67,338,333.92) |
| 420100 | (67,276,499.11) |
| FEDERAL GRANT REVENUE | (67,276,499.11) |
| 440100 | (61,834.81) |
| INTEREST-BANK | (61,834.81) |
| 2500 | (272,180.00) |
| ELECTIONS ADMINISTRATOR | (272,180.00) |
| 420300 | (272,180.00) |
| OTHER GRANT REVENUE | (272,180.00) |
| 2800 | (11,791,501.96) |
| COUNTY ATTORNEY | (11,791,501.96) |
| 420200 | (11,791,501.96) |
| STATE GRANT REVENUE | (11,791,501.96) |
| 3200 | (5,020.42) |
| OTHER | (5,020.42) |
| 420200 | (5,020.42) |
| STATE GRANT REVENUE | (5,020.42) |
| 4100 | (152,143.17) |
| ANIMAL SERVICES | (152,143.17) |
| 420300 | (152,140.85) |
| OTHER GRANT REVENUE | (152,140.85) |
| 420306 | (2.32) |
| OTHER CONTRACT REIMBURSEMENT | (2.32) |
| 4300 | (23,191.39) |
| MCCD-COUNTY APPROPRIATIONS (CDBG) | (23,191.39) |
| FEDERAL GRANT REVENUE | (46.37) |
| 420102 | (23,145.02) |
| FEDERAL PROGRAM INCOME | (23,145.02) |
| 4900 | (488.60) |
| RECYCLE CENTERS | (488.60) |
| 420200 | (488.60) |
| STATE GRANT REVENUE | (488.60) |
| 5100 | (88,694.45) |
| DISTRICT ATTORNEY | (88,694.45) |
| 420100 | (68,999.45) |
| FEDERAL GRANT REVENUE | (68,999.45) |
| 420200 | (19,695.00) |
| STATE GRANT REVENUE | (19,695.00) |
| 5200 | 3,940,689.77 |
| OFFICE OF HOMELAND SECURITY & EMERGENCY MANAGEMENT | 3,940,689.77 |
| 420100 | 3,940,689.77 |
| FEDERAL GRANT REVENUE | 3,940,689.77 |

| | |
|---|---|
| 5400 | (811,509.01) |
| JUVENILE PROBATION-ADMINISTRATIVE | (811,509.01) |
| 420200 | (811,509.01) |
| STATE GRANT REVENUE | (811,509.01) |
| 5401 | (334,370.93) |
| JUVENILE PROBATION-DETENTION | (334,370.93) |
| 420100 | (16,951.10) |
| FEDERAL GRANT REVENUE | (16,951.10) |
| 420200 | (317,369.83) |
| STATE GRANT REVENUE | (317,369.83) |
| 420306 | (50.00) |
| OTHER CONTRACT REIMBURSEMENT | (50.00) |
| 6200 | (17,604.35) |
| SHERIFF CID | (17,604.35) |
| 420100 | (17,604.35) |
| FEDERAL GRANT REVENUE | (17,604.35) |
| 6202 | (15,116.75) |
| SHERIFF ORGANIZED CRIME | (15,116.75) |
| 420100 | (15,116.75) |
| FEDERAL GRANT REVENUE | (15,116.75) |
| 6300 | (16,796.87) |
| SHERIFF PATROL | (16,796.87) |
| 420100 | (16,796.87) |
| FEDERAL GRANT REVENUE | (16,796.87) |
| 6302 | (56,022.24) |
| SHERIFF PATROL WEST | (56,022.24) |
| 420200 | (31,475.96) |
| STATE GRANT REVENUE | (31,475.96) |
| 450300 | (24,546.28) |
| CONTRIBUTIONS | (24,546.28) |
| 7100 | (3,011.56) |
| CONSTABLE PRECINCT 1 | (3,011.56) |
| 420100 | (3,011.56) |
| FEDERAL GRANT REVENUE | (3,011.56) |
| 7300 | (3,971.39) |
| CONSTABLE PRECINCT 3 | (3,971.39) |
| 420300 | (3,971.39) |
| OTHER GRANT REVENUE | (3,971.39) |
| 7500 | (30,535.08) |
| CONSTABLE PRECINCT 5 | (30,535.08) |
| 420100 | (3,026.67) |
| FEDERAL GRANT REVENUE | (3,026.67) |
| 420300 | (27,508.41) |
| OTHER GRANT REVENUE | (27,508.41) |
| 8340 | (38,414.38) |
| 359TH DISTRICT COURT | (38,414.38) |
| 420200 | (38,414.38) |
| STATE GRANT REVENUE | (38,414.38) |
| 221 | (222,807.50) |
| HAVA | (222,807.50) |
| 2500 | (222,807.50) |
| ELECTIONS ADMINISTRATOR | (222,807.50) |
| 420100 | (222,807.50) |
| FEDERAL GRANT REVENUE | (222,807.50) |
| 300 | (46,948,960.07) |

| | |
|---|---|
| DEBT SERVICE | (46,948,960.07) |
| 1300 | (19,124,288.82) |
| DEBT SERVICE | (19,124,288.82) |
| 400100 | (19,001,941.23) |
| CURRENT TAXES | (19,001,941.23) |
| 400110 | (107,610.12) |
| DELINQUENT TAXES | (107,610.12) |
| 400140 | (49.66) |
| OTHER TAXES | (49.66) |
| 420304 | (0.00) |
| OTHER ALLOCATIONS | (0.00) |
| 440100 | (13,957.52) |
| INTEREST-BANK | (13,957.52) |
| 440120 | (730.29) |
| INVESTMENT EARNINGS | (730.29) |
| 3290 | (27,824,671.25) |
| DEBT SERVICE | (27,824,671.25) |
| 480100 | (23,235,000.00) |
| BOND PROCEEDS | (23,235,000.00) |
| 480110 | (4,589,671.25) |
| PREMIUM ON BOND ISSUE | (4,589,671.25) |
| 400 | (198,893.95) |
| LOCAL CAPITAL PROJECTS | (198,893.95) |
| 1400 | (198,893.95) |
| LOCAL CAPITAL PROJECTS | (198,893.95) |
| 400140 | (198,893.95) |
| OTHER TAXES | (198,893.95) |
| 401 | (2,914.30) |
| C/P REVENUE TOLL BONDS 10 | (2,914.30) |
| 1401 | (2,914.30) |
| C/P REVENUE TOLL BONDS 10 | (2,914.30) |
| 440120 | (2,914.30) |
| INVESTMENT EARNINGS | (2,914.30) |
| 402 | (714.19) |
| C/P CERTIFICATES OF OBLIGATION 2012 | (714.19) |
| 1402 | (714.19) |
| C/P CERTIFICATES OF OBLIGATION 2012 | (714.19) |
| 440100 | (157.23) |
| INTEREST-BANK | (157.23) |
| 440120 | (556.96) |
| INVESTMENT EARNINGS | (556.96) |
| 403 | (17,450,068.73) |
| C/P PASS THRU TOLL PROJECTS | (17,450,068.73) |
| 1403 | (17,450,068.73) |
| C/P PASS THRU TOLL PROJECTS | (17,450,068.73) |
| 440100 | (2,768.73) |
| INTEREST-BANK | (2,768.73) |
| 450200 | (17,447,300.00) |
| CONTRACT SERVICE REVENUE | (17,447,300.00) |
| 404 | (2,671.33) |
| C/P ROAD BONDS 2016 | (2,671.33) |
| 1404 | (2,671.33) |
| C/P ROAD BONDS 2016 | (2,671.33) |
| 440100 | (23.46) |
| INTEREST-BANK | (23.46) |

| | |
|---|---|
| 440120 | (2,647.87) |
| INVESTMENT EARNINGS | (2,647.87) |
| 405 | (7,114.51) |
| C/P ROAD BONDS 2016A | (7,114.51) |
| 1405 | (7,114.51) |
| C/P ROAD BONDS 2016A | (7,114.51) |
| 440100 | (2,252.26) |
| INTEREST-BANK | (2,252.26) |
| 440120 | (4,862.25) |
| INVESTMENT EARNINGS | (4,862.25) |
| 406 | (23,920.49) |
| C/P ROAD BONDS 2018 | (23,920.49) |
| 1406 | (23,920.49) |
| C/P ROAD BONDS 2018 | (23,920.49) |
| 440100 | (23,920.49) |
| INTEREST-BANK | (23,920.49) |
| 407 | (79,333.34) |
| C/P ROAD BONDS 2018B | (79,333.34) |
| 1407 | (79,333.34) |
| C/P ROAD BONDS 2018B | (79,333.34) |
| INTEREST-BANK | (79,333.34) |
| 408 | (5,028.00) |
| C/P SHERIFF'S PROJECTS | (5,028.00) |
| 1408 | (5,028.00) |
| SHERIFF PROJECTS | (5,028.00) |
| 450320 | (5,028.00) |
| MISCELLANEOUS | (5,028.00) |
| 500 | (13,629,904.89) |
| SELF INSURANCE | (13,629,904.89) |
| 2201 | (13,629,904.89) |
| SELF INSURANCE | (13,629,904.89) |
| 430232 | (9,345,860.56) |
| COUNTY FUNDING | (9,345,860.56) |
| 430240 | (607,734.12) |
| EMPLOYEE/RETIREE FUNDING | (607,734.12) |
| 430242 | (60,481.82) |
| COBRA FUNDING | (60,481.82) |
| 430244 | (65,189.21) |
| THIRD PARTY REIMBURSEMENT | (65,189.21) |
| 430246 | (2,257,655.69) |
| STOP LOSS REIMBURSEMENT | (2,257,655.69) |
| 430248 | (320,242.55) |
| RX REBATES | (320,242.55) |
| 430250 | (108,382.36) |
| MEDICAL CLAIMS REFUNDS | (108,382.36) |
| 430252 | 95.84 |
| COBRA ADMINISTRATION FEE | 95.84 |
| 430254 | (42,224.03) |
| CONTRACT FUNDING | (42,224.03) |
| 430260 | (65,752.50) |
| EMPLOYEE CONTRIBUTION-EMPLOYEE ONLY | (65,752.50) |
| 430262 | (131,225.00) |
| EMPLOYEE CONTRIBUTION-EMPLOYEE AND SPOUSE | (131,225.00) |
| 430264 | (137,410.01) |
| EMPLOYEE CONTRIBUTION-EMPLOYEE AND CHILD | (137,410.01) |

| | |
|---|---|
| 430266 | (397,122.55) |
| EMPLOYEE CONTRIBUTION-EMPLOYEE AND FAMILY | (397,122.55) |
| 430268 | (89,046.95) |
| SUPPLEMENTAL LIFE EMPLOYEE PREMIUM | (89,046.95) |
| DEPENDENT LIFE EMPLOYEE PREMIUM | (1,673.38) |
| 501 | (13,235.55) |
| WORKERS' COMPENSATION | (13,235.55) |
| 2203 | (13,235.55) |
| WORKERS COMPENSATION | (13,235.55) |
| 430244 | (8,819.81) |
| THIRD PARTY REIMBURSEMENT | (8,819.81) |
| 430254 | (4,415.74) |
| CONTRACT FUNDING | (4,415.74) |
| 502 | (115,151.33) |
| PROPERTY/CASUALTY | (115,151.33) |
| 2202 | (115,151.33) |
| PROPERTY/CASUALTY | (115,151.33) |
| 430244 | (89,418.20) |
| THIRD PARTY REIMBURSEMENT | (89,418.20) |
| 430252 | (25,733.13) |
| COBRA ADMINISTRATION FEE | (25,733.13) |
| (blank) | |
| (blank) | |
| (blank) | |
| (blank) | |
| (blank) | |
| (blank) | |

# MONTGOMERY COUNTY, TEXAS

REPORT OF EXPENDITURES

For Year Ended September 30, 2021

March 3, 2021

| | Sum of NetTransactionAmount |
|---|---|
| 100 | 83,798,746.19 |
| GENERAL OPERATIONS | 83,798,746.19 |
| 2000 | 190,642.79 |
| COUNTY JUDGE | 190,642.79 |
| 710100 | 54,426.74 |
| SALARY/OFFICIAL-DEPARTMENT HEAD | 54,426.74 |
| 710110 | 78,535.54 |
| SALARY/REGULAR | 78,535.54 |
| 710130 | 1,192.64 |
| SALARY/OVERTIME | 1,192.64 |
| 710140 | 679.33 |
| SALARY/CELL PHONE ALLOWANCE | 679.33 |
| 720100 | 8,608.89 |
| SOCIAL SECURITY | 8,608.89 |
| 720110 | 17,525.90 |
| EMPLOYEE INSURANCE | 17,525.90 |
| 720120 | 16,539.10 |
| RETIREMENT | 16,539.10 |
| 720140 | 572.41 |
| STATE UNEMPLOYMENT TAX | 572.41 |
| 730100 | 6,140.36 |
| OFFICE SUPPLIES | 6,140.36 |
| 730370 | 52.00 |
| PERIODICALS | 52.00 |
| 740510 | 475.00 |
| PROFESSIONAL DEVELOPMENT | 475.00 |
| 740530 | 151.96 |
| MOBILE PHONE AND DATA | 151.96 |
| 740540 | 188.50 |
| TRAVEL EXPENSE | 188.50 |
| 740656 | 2,810.95 |
| RENT AND LEASES | 2,810.95 |
| 740660 | 5.97 |
| EQUIPMENT RENTAL | 5.97 |
| 740720 | 2,737.50 |
| INDIGENT INTERMENT | 2,737.50 |
| 2100 | 220,334.76 |
| HUMAN RESOURCES | 220,334.76 |
| 710100 | 49,233.16 |
| SALARY/OFFICIAL-DEPARTMENT HEAD | 49,233.16 |
| 710110 | 98,127.09 |
| SALARY/REGULAR | 98,127.09 |
| 710140 | 339.66 |
| SALARY/CELL PHONE ALLOWANCE | 339.66 |
| 720100 | 10,653.50 |
| SOCIAL SECURITY | 10,653.50 |
| 720110 | 27,357.90 |
| EMPLOYEE INSURANCE | 27,357.90 |

| | |
|---|---|
| 720120 | 18,122.87 |
| RETIREMENT | 18,122.87 |
| 720140 | 1,192.62 |
| STATE UNEMPLOYMENT TAX | 1,192.62 |
| 730100 | 2,123.62 |
| OFFICE SUPPLIES | 2,123.62 |
| 740120 | 418.05 |
| MEDICAL SERVICES | 418.05 |
| 740512 | 5,629.50 |
| PROFESSIONAL SERVICES | 5,629.50 |
| 740516 | 2,981.01 |
| PROFESSIONAL SERVICES-URINALYSIS | 2,981.01 |
| 740580 | 100.16 |
| PRINTING | 100.16 |
| 740640 | - |
| CONTRACT SERVICES | - |
| 740660 | 3,665.64 |
| EQUIPMENT RENTAL | 3,665.64 |
| 740680 | 319.00 |
| MEMBERSHIP/ASSOCIATION DUES | 319.00 |
| 730101 | 70.98 |
| FOOD SUPPLIES | 70.98 |
| 2200 | 315,152.07 |
| RISK MANAGEMENT | 315,152.07 |
| 710100 | 45,868.49 |
| SALARY/OFFICIAL-DEPARTMENT HEAD | 45,868.49 |
| 710110 | 166,770.38 |
| SALARY/REGULAR | 166,770.38 |
| 710140 | 346.47 |
| SALARY/CELL PHONE ALLOWANCE | 346.47 |
| 720100 | 15,878.29 |
| SOCIAL SECURITY | 15,878.29 |
| 720110 | 41,032.98 |
| EMPLOYEE INSURANCE | 41,032.98 |
| 720120 | 26,133.24 |
| RETIREMENT | 26,133.24 |
| 720140 | 1,841.38 |
| STATE UNEMPLOYMENT TAX | 1,841.38 |
| 730100 | 1,626.58 |
| OFFICE SUPPLIES | 1,626.58 |
| 730240 | 82.84 |
| FUEL | 82.84 |
| 730250 | 80.00 |
| SHOP SUPPLIES | 80.00 |
| 730370 | 536.99 |
| PERIODICALS | 536.99 |
| 730390 | 1,589.10 |
| MEDICAL SUPPLIES | 1,589.10 |
| 740120 | - |
| MEDICAL SERVICES | - |
| 740510 | 75.00 |
| PROFESSIONAL DEVELOPMENT | 75.00 |
| 740512 | 9,754.75 |
| PROFESSIONAL SERVICES | 9,754.75 |
| 740530 | 672.14 |

| | |
|---|---|
| MOBILE PHONE AND DATA | 672.14 |
| 740550 | 1,494.40 |
| SAFETY PROGRAM | 1,494.40 |
| 740640 | - |
| CONTRACT SERVICES | - |
| 740660 | 1,097.20 |
| EQUIPMENT RENTAL | 1,097.20 |
| 740680 | 200.00 |
| MEMBERSHIP/ASSOCIATION DUES | 200.00 |
| 740952 | - |
| BONDS-SURETY | - |
| 730101 | 71.84 |
| FOOD SUPPLIES | 71.84 |
| 2300 | 892,926.81 |
| COUNTY CLERK | 892,926.81 |
| 710100 | 46,864.98 |
| SALARY/OFFICIAL-DEPARTMENT HEAD | 46,864.98 |
| 710110 | 546,373.46 |
| SALARY/REGULAR | 546,373.46 |
| 720100 | 43,746.58 |
| SOCIAL SECURITY | 43,746.58 |
| 720110 | 153,017.63 |
| EMPLOYEE INSURANCE | 153,017.63 |
| 720120 | 72,790.90 |
| RETIREMENT | 72,790.90 |
| 720140 | 6,700.17 |
| STATE UNEMPLOYMENT TAX | 6,700.17 |
| 730100 | 5,929.77 |
| OFFICE SUPPLIES | 5,929.77 |
| 730170 | 3,372.69 |
| BIRTH CERTIFICATES | 3,372.69 |
| 730210 | 2,478.03 |
| DATA PROCESSING SUPPLIES | 2,478.03 |
| 740512 | 800.00 |
| PROFESSIONAL SERVICES | 800.00 |
| 740660 | 10,677.60 |
| EQUIPMENT RENTAL | 10,677.60 |
| 740680 | 175.00 |
| MEMBERSHIP/ASSOCIATION DUES | 175.00 |
| 2302 | 154,906.83 |
| COURT COLLECTIONS | 154,906.83 |
| 710110 | 95,959.68 |
| SALARY/REGULAR | 95,959.68 |
| 720100 | 6,988.46 |
| SOCIAL SECURITY | 6,988.46 |
| 720110 | 25,351.30 |
| EMPLOYEE INSURANCE | 25,351.30 |
| 720120 | 11,774.29 |
| RETIREMENT | 11,774.29 |
| 720140 | 1,170.34 |
| STATE UNEMPLOYMENT TAX | 1,170.34 |
| 730100 | 133.55 |
| OFFICE SUPPLIES | 133.55 |
| 730110 | 2,541.30 |
| POSTAGE | 2,541.30 |

| | |
|---|---|
| 740512 | 1,336.94 |
| PROFESSIONAL SERVICES | 1,336.94 |
| 740640 | 6,822.81 |
| CONTRACT SERVICES | 6,822.81 |
| 740660 | 2,828.16 |
| EQUIPMENT RENTAL | 2,828.16 |
| 2400 | 116,635.76 |
| VETERANS SERVICE | 116,635.76 |
| 710100 | 30,539.03 |
| SALARY/OFFICIAL-DEPARTMENT HEAD | 30,539.03 |
| 710110 | 48,262.37 |
| SALARY/REGULAR | 48,262.37 |
| 720100 | 5,750.31 |
| SOCIAL SECURITY | 5,750.31 |
| 720110 | 18,238.60 |
| EMPLOYEE INSURANCE | 18,238.60 |
| 720120 | 9,669.02 |
| RETIREMENT | 9,669.02 |
| 720140 | 798.75 |
| STATE UNEMPLOYMENT TAX | 798.75 |
| 730100 | 813.67 |
| OFFICE SUPPLIES | 813.67 |
| 740660 | 2,354.01 |
| EQUIPMENT RENTAL | 2,354.01 |
| 740680 | 210.00 |
| MEMBERSHIP/ASSOCIATION DUES | 210.00 |
| 2500 | 879,911.19 |
| ELECTIONS ADMINISTRATOR | 879,911.19 |
| 710100 | 31,858.36 |
| SALARY/OFFICIAL-DEPARTMENT HEAD | 31,858.36 |
| 710110 | 458,954.84 |
| SALARY/REGULAR | 458,954.84 |
| 710130 | 97,110.00 |
| SALARY/OVERTIME | 97,110.00 |
| 720100 | 44,461.42 |
| SOCIAL SECURITY | 44,461.42 |
| 720110 | 56,901.74 |
| EMPLOYEE INSURANCE | 56,901.74 |
| 720120 | 22,298.66 |
| RETIREMENT | 22,298.66 |
| 720140 | 11,216.18 |
| STATE UNEMPLOYMENT TAX | 11,216.18 |
| 730100 | 10,244.41 |
| OFFICE SUPPLIES | 10,244.41 |
| 730210 | 5,347.48 |
| DATA PROCESSING SUPPLIES | 5,347.48 |
| 730240 | 203.55 |
| FUEL | 203.55 |
| 730250 | 1,039.52 |
| SHOP SUPPLIES | 1,039.52 |
| 730320 | 2,025.66 |
| IT HARDWARE | 2,025.66 |
| 730330 | 1,423.71 |
| IT SOFTWARE | 1,423.71 |
| 740140 | 586.97 |

| | |
|---|---|
| VEHICLE MAINTENANCE | 586.97 |
| 740420 | 74.98 |
| COURIER SERVICE | 74.98 |
| 740512 | 105,104.08 |
| PROFESSIONAL SERVICES | 105,104.08 |
| 740530 | 4,630.27 |
| MOBILE PHONE AND DATA | 4,630.27 |
| 740540 | 3,226.63 |
| TRAVEL EXPENSE | 3,226.63 |
| 740580 | 20,480.00 |
| PRINTING | 20,480.00 |
| 740628 | 768.00 |
| TELEPHONE-FIBER OPTIC-RESTRICTED | 768.00 |
| 740640 | 440.00 |
| CONTRACT SERVICES | 440.00 |
| 740654 | 930.00 |
| COMMUNITY BUILDING/VOTING BOX | 930.00 |
| 740656 | 419.88 |
| RENT AND LEASES | 419.88 |
| 740660 | 164.85 |
| EQUIPMENT RENTAL | 164.85 |
| 2501 | 45,798.09 |
| VOTER REGISTRATION | 45,798.09 |
| 710110 | 18,066.97 |
| SALARY/REGULAR | 18,066.97 |
| 710130 | 5,277.63 |
| SALARY/OVERTIME | 5,277.63 |
| 720100 | 1,785.86 |
| SOCIAL SECURITY | 1,785.86 |
| 720140 | 544.54 |
| STATE UNEMPLOYMENT TAX | 544.54 |
| 730100 | 1,536.00 |
| OFFICE SUPPLIES | 1,536.00 |
| 730320 | 18,337.09 |
| IT HARDWARE | 18,337.09 |
| 740512 | 250.00 |
| PROFESSIONAL SERVICES | 250.00 |
| 2600 | 4,196,365.57 |
| INFORMATION TECHNOLOGY | 4,196,365.57 |
| 710100 | 46,152.89 |
| SALARY/OFFICIAL-DEPARTMENT HEAD | 46,152.89 |
| 710110 | 911,632.71 |
| SALARY/REGULAR | 911,632.71 |
| 710130 | 3,314.76 |
| SALARY/OVERTIME | 3,314.76 |
| 710140 | 2,115.70 |
| SALARY/CELL PHONE ALLOWANCE | 2,115.70 |
| 720100 | 71,833.44 |
| SOCIAL SECURITY | 71,833.44 |
| 720110 | 159,061.12 |
| EMPLOYEE INSURANCE | 159,061.12 |
| 720120 | 118,186.46 |
| RETIREMENT | 118,186.46 |
| 720140 | 7,899.88 |
| STATE UNEMPLOYMENT TAX | 7,899.88 |

| | |
|---|---|
| 730100 | 4,061.15 |
| OFFICE SUPPLIES | 4,061.15 |
| 730110 | 12,978.32 |
| POSTAGE | 12,978.32 |
| 730210 | 20,820.40 |
| DATA PROCESSING SUPPLIES | 20,820.40 |
| 730240 | 713.69 |
| FUEL | 713.69 |
| 730320 | 148,099.51 |
| IT HARDWARE | 148,099.51 |
| 730330 | 167,495.91 |
| IT SOFTWARE | 167,495.91 |
| 730332 | 21,960.50 |
| TELEPHONE-REPAIRS/REPLACEMENT-RESTRICTED | 21,960.50 |
| 730380 | 81.14 |
| AUDIO/VISUAL SUPPLIES | 81.14 |
| 740110 | 2,010,752.31 |
| IT SOFTWARE MAINTENANCE | 2,010,752.31 |
| 740140 | 710.99 |
| VEHICLE MAINTENANCE | 710.99 |
| 740420 | 3,004.11 |
| COURIER SERVICE | 3,004.11 |
| 740512 | 66,573.85 |
| PROFESSIONAL SERVICES | 66,573.85 |
| 740530 | 12,727.78 |
| MOBILE PHONE AND DATA | 12,727.78 |
| 740620 | 380.00 |
| ELECTRICITY | 380.00 |
| 740628 | 84,273.60 |
| TELEPHONE-FIBER OPTIC-RESTRICTED | 84,273.60 |
| 740640 | 81,427.23 |
| CONTRACT SERVICES | 81,427.23 |
| 740660 | 734.37 |
| EQUIPMENT RENTAL | 734.37 |
| 750800 | 2,537.50 |
| MAJOR PROJECTS | 2,537.50 |
| 790100 | (8,362.20) |
| REIMBURSEMENTS CLEARING | (8,362.20) |
| 740627 | 241,904.45 |
| TELEPHONE-RESTRICTED | 241,904.45 |
| 740100 | 3,294.00 |
| IT HARDWARE MAINTENANCE | 3,294.00 |
| 2700 | 1,308,653.24 |
| DISTRICT CLERK | 1,308,653.24 |
| 710100 | 46,864.98 |
| SALARY/OFFICIAL-DEPARTMENT HEAD | 46,864.98 |
| 710110 | 803,474.56 |
| SALARY/REGULAR | 803,474.56 |
| 720100 | 62,517.17 |
| SOCIAL SECURITY | 62,517.17 |
| 720110 | 255,300.80 |
| EMPLOYEE INSURANCE | 255,300.80 |
| 720120 | 104,336.88 |
| RETIREMENT | 104,336.88 |
| 720140 | 10,652.24 |

| | |
|---|---|
| STATE UNEMPLOYMENT TAX | 10,652.24 |
| 730100 | 6,839.25 |
| OFFICE SUPPLIES | 6,839.25 |
| 740510 | 650.00 |
| PROFESSIONAL DEVELOPMENT | 650.00 |
| 740660 | 18,260.16 |
| EQUIPMENT RENTAL | 18,260.16 |
| 740680 | 175.00 |
| MEMBERSHIP/ASSOCIATION DUES | 175.00 |
| 790100 | (417.80) |
| REIMBURSEMENTS CLEARING | (417.80) |
| 2800 | 1,231,474.29 |
| COUNTY ATTORNEY | 1,231,474.29 |
| 710100 | 64,769.47 |
| SALARY/OFFICIAL-DEPARTMENT HEAD | 64,769.47 |
| 710110 | 783,077.53 |
| SALARY/REGULAR | 783,077.53 |
| 710130 | (3,134.36) |
| SALARY/OVERTIME | (3,134.36) |
| 710140 | 599.68 |
| SALARY/CELL PHONE ALLOWANCE | 599.68 |
| 710150 | - |
| SALARY/SPECIAL PAY | - |
| 720100 | 62,638.88 |
| SOCIAL SECURITY | 62,638.88 |
| 720110 | 134,523.64 |
| EMPLOYEE INSURANCE | 134,523.64 |
| 720120 | 108,090.82 |
| RETIREMENT | 108,090.82 |
| 720140 | 6,443.45 |
| STATE UNEMPLOYMENT TAX | 6,443.45 |
| 730100 | 5,085.70 |
| OFFICE SUPPLIES | 5,085.70 |
| 730120 | 11,450.98 |
| BOOK SUPPLEMENTS | 11,450.98 |
| 730370 | 116.92 |
| PERIODICALS | 116.92 |
| 740220 | 41,932.00 |
| LEGAL/LITIGATION COSTS | 41,932.00 |
| 740504 | 3,826.00 |
| ONLINE SERVICES | 3,826.00 |
| 740510 | 3,070.65 |
| PROFESSIONAL DEVELOPMENT | 3,070.65 |
| 740540 | 423.22 |
| TRAVEL EXPENSE | 423.22 |
| 740640 | 454.50 |
| CONTRACT SERVICES | 454.50 |
| 740660 | 7,675.79 |
| EQUIPMENT RENTAL | 7,675.79 |
| 740970 | 429.42 |
| FREIGHT AND HANDLING | 429.42 |
| 790100 | - |
| REIMBURSEMENTS CLEARING | - |
| 2801 | 1,091.12 |
| COUNTY ATTORNEY STATE FUNDS | 1,091.12 |

| | |
|---|---|
| 730100 | 158.12 |
| OFFICE SUPPLIES | 158.12 |
| 740220 | (470.40) |
| LEGAL/LITIGATION COSTS | (470.40) |
| 740510 | 130.00 |
| PROFESSIONAL DEVELOPMENT | 130.00 |
| 740450 | 1,273.40 |
| SERVICE/CITATIONS | 1,273.40 |
| 3000 | 1,158,910.46 |
| BUILDING CUSTODIAL SERVICES | 1,158,910.46 |
| 710100 | 39,877.44 |
| SALARY/OFFICIAL-DEPARTMENT HEAD | 39,877.44 |
| 710110 | 644,737.57 |
| SALARY/REGULAR | 644,737.57 |
| 710130 | 49,343.37 |
| SALARY/OVERTIME | 49,343.37 |
| 720100 | 54,764.09 |
| SOCIAL SECURITY | 54,764.09 |
| 720110 | 166,143.68 |
| EMPLOYEE INSURANCE | 166,143.68 |
| 720120 | 90,056.72 |
| RETIREMENT | 90,056.72 |
| 720140 | 10,132.14 |
| STATE UNEMPLOYMENT TAX | 10,132.14 |
| 730100 | 1,164.68 |
| OFFICE SUPPLIES | 1,164.68 |
| 730140 | 71,474.10 |
| JANITOR SUPPLIES | 71,474.10 |
| 730220 | 3,798.13 |
| REPLACEMENTS | 3,798.13 |
| 730240 | 3,380.35 |
| FUEL | 3,380.35 |
| 730250 | - |
| SHOP SUPPLIES | - |
| 730260 | 2,248.45 |
| VEHICLE SUPPLIES | 2,248.45 |
| 730310 | 3,023.28 |
| UNIFORMS | 3,023.28 |
| 730390 | 47.40 |
| MEDICAL SUPPLIES | 47.40 |
| 740140 | 2,213.73 |
| VEHICLE MAINTENANCE | 2,213.73 |
| 740512 | 4,079.28 |
| PROFESSIONAL SERVICES | 4,079.28 |
| 740530 | 2,315.32 |
| MOBILE PHONE AND DATA | 2,315.32 |
| 740660 | 2,206.71 |
| EQUIPMENT RENTAL | 2,206.71 |
| 750400 | 7,904.02 |
| CAPITAL OUTLAY-FURNITURE FIXTURES AND EQUIPMENT | 7,904.02 |
| 3100 | 3,006,740.99 |
| BUILDING MAINTENANCE/CONSTRUCTION | 3,006,740.99 |
| 710100 | 44,166.63 |
| SALARY/OFFICIAL-DEPARTMENT HEAD | 44,166.63 |
| 710110 | 817,567.65 |

| | |
|---|---|
| SALARY/REGULAR | 817,567.65 |
| 710120 | - |
| SALARY/OTHER | - |
| 710130 | 44,449.16 |
| SALARY/OVERTIME | 44,449.16 |
| 720100 | 68,522.99 |
| SOCIAL SECURITY | 68,522.99 |
| 720110 | 203,623.32 |
| EMPLOYEE INSURANCE | 203,623.32 |
| 720120 | 113,364.72 |
| RETIREMENT | 113,364.72 |
| 720140 | 9,150.11 |
| STATE UNEMPLOYMENT TAX | 9,150.11 |
| 730100 | 894.71 |
| OFFICE SUPPLIES | 894.71 |
| 730140 | 29.50 |
| JANITOR SUPPLIES | 29.50 |
| 730220 | 191,990.29 |
| REPLACEMENTS | 191,990.29 |
| 730240 | 29,091.77 |
| FUEL | 29,091.77 |
| 730250 | 10,838.66 |
| SHOP SUPPLIES | 10,838.66 |
| 730310 | 927.60 |
| UNIFORMS | 927.60 |
| 740140 | 16,096.24 |
| VEHICLE MAINTENANCE | 16,096.24 |
| 740150 | 11,082.82 |
| LANDSCAPE MAINTENANCE | 11,082.82 |
| 740512 | 67,227.70 |
| PROFESSIONAL SERVICES | 67,227.70 |
| 740530 | 4,514.57 |
| MOBILE PHONE AND DATA | 4,514.57 |
| 740620 | 897,063.23 |
| ELECTRICITY | 897,063.23 |
| 740622 | 27,185.07 |
| GAS | 27,185.07 |
| 740624 | 239,953.81 |
| WATER AND SEWER | 239,953.81 |
| 740640 | 77,639.37 |
| CONTRACT SERVICES | 77,639.37 |
| 740660 | 4,011.73 |
| EQUIPMENT RENTAL | 4,011.73 |
| 740750 | 17,194.13 |
| REMODEL | 17,194.13 |
| 750600 | 61,914.00 |
| CAPITAL OUTLAY-VEHICLES | 61,914.00 |
| 750800 | 48,736.45 |
| MAJOR PROJECTS | 48,736.45 |
| 790100 | (495.24) |
| REIMBURSEMENTS CLEARING | (495.24) |
| 3200 | 154,020.15 |
| OTHER | 154,020.15 |
| 740500 | 4,020.15 |
| ECONOMIC DEVELOPMENT | 4,020.15 |

| | |
|---|---|
| 740640 | 150,000.00 |
| CONTRACT SERVICES | 150,000.00 |
| 3210 | 1,987,623.05 |
| NON-DEPARTMENTAL | 1,987,623.05 |
| 720140 | - |
| STATE UNEMPLOYMENT TAX | - |
| 730100 | 376.38 |
| OFFICE SUPPLIES | 376.38 |
| 730110 | 226,633.58 |
| POSTAGE | 226,633.58 |
| 730370 | 36.00 |
| PERIODICALS | 36.00 |
| 740220 | - |
| LEGAL/LITIGATION COSTS | - |
| 740310 | 500.00 |
| APPOINTED ATTORNEY-CIVIL | 500.00 |
| 740400 | 50,000.00 |
| AUDIT | 50,000.00 |
| 740502 | 1,045,665.90 |
| CENTRAL APPRAISAL DISTRICT | 1,045,665.90 |
| 740512 | 107,510.00 |
| PROFESSIONAL SERVICES | 107,510.00 |
| 740570 | 4,597.50 |
| ADVERTISING | 4,597.50 |
| 740580 | 21,422.00 |
| PRINTING | 21,422.00 |
| 740640 | 494,155.59 |
| CONTRACT SERVICES | 494,155.59 |
| 740642 | 15,000.00 |
| SOIL CONSERVATION | 15,000.00 |
| 740680 | 20,669.84 |
| MEMBERSHIP/ASSOCIATION DUES | 20,669.84 |
| 740970 | 21.02 |
| FREIGHT AND HANDLING | 21.02 |
| 740627 | 1,045.11 |
| TELEPHONE-RESTRICTED | 1,045.11 |
| 730410 | (9.87) |
| INVOICE TOLERANCE* | (9.87) |
| 3220 | 44,810.31 |
| ALTERNATE DISPUTE RESOLUTION | 44,810.31 |
| 740512 | 44,810.31 |
| PROFESSIONAL SERVICES | 44,810.31 |
| 3230 | 44,489.06 |
| DEPARTMENT OF PUBLIC SAFETY | 44,489.06 |
| 710110 | 28,851.20 |
| SALARY/REGULAR | 28,851.20 |
| 720100 | 2,161.58 |
| SOCIAL SECURITY | 2,161.58 |
| 720110 | 9,116.72 |
| EMPLOYEE INSURANCE | 9,116.72 |
| 720120 | 3,539.98 |
| RETIREMENT | 3,539.98 |
| 720140 | 370.36 |
| STATE UNEMPLOYMENT TAX | 370.36 |
| 730100 | 449.22 |

| | |
|---|---|
| OFFICE SUPPLIES | 449.22 |
| 3240 | 6,250.00 |
| HISTORICAL COMMISSION | 6,250.00 |
| 740512 | 6,250.00 |
| PROFESSIONAL SERVICES | 6,250.00 |
| 3250 | 15,766.79 |
| CHILD WELFARE | 15,766.79 |
| 710120 | 900.00 |
| SALARY/OTHER | 900.00 |
| 730160 | 5,171.20 |
| CLOTHING | 5,171.20 |
| 740512 | 148.62 |
| PROFESSIONAL SERVICES | 148.62 |
| 740530 | 107.53 |
| MOBILE PHONE AND DATA | 107.53 |
| 740560 | 866.28 |
| TRANSPORTATION | 866.28 |
| 740770 | 8,250.00 |
| ALLOWANCE | 8,250.00 |
| 740627 | 323.16 |
| TELEPHONE-RESTRICTED | 323.16 |
| 3300 | 414,696.36 |
| PURCHASING AGENT | 414,696.36 |
| 710100 | 44,687.46 |
| SALARY/OFFICIAL-DEPARTMENT HEAD | 44,687.46 |
| 710110 | 246,944.35 |
| SALARY/REGULAR | 246,944.35 |
| 720100 | 21,385.07 |
| SOCIAL SECURITY | 21,385.07 |
| 720110 | 54,715.80 |
| EMPLOYEE INSURANCE | 54,715.80 |
| 720120 | 35,783.12 |
| RETIREMENT | 35,783.12 |
| 720140 | 2,477.11 |
| STATE UNEMPLOYMENT TAX | 2,477.11 |
| 730100 | 2,078.53 |
| OFFICE SUPPLIES | 2,078.53 |
| 740110 | 3,960.00 |
| IT SOFTWARE MAINTENANCE | 3,960.00 |
| 740510 | 1,827.00 |
| PROFESSIONAL DEVELOPMENT | 1,827.00 |
| 740530 | 303.92 |
| MOBILE PHONE AND DATA | 303.92 |
| 740680 | 534.00 |
| MEMBERSHIP/ASSOCIATION DUES | 534.00 |
| 790100 | - |
| REIMBURSEMENTS CLEARING | - |
| 3400 | 792,457.07 |
| COUNTY AUDITOR | 792,457.07 |
| 710100 | 49,461.40 |
| SALARY/OFFICIAL-DEPARTMENT HEAD | 49,461.40 |
| 710110 | 504,666.35 |
| SALARY/REGULAR | 504,666.35 |
| 710130 | 3,222.28 |
| SALARY/OVERTIME | 3,222.28 |

| | |
|---|---|
| 720100 | 41,147.62 |
| SOCIAL SECURITY | 41,147.62 |
| 720110 | 106,090.92 |
| EMPLOYEE INSURANCE | 106,090.92 |
| 720120 | 68,386.99 |
| RETIREMENT | 68,386.99 |
| 720140 | 5,105.83 |
| STATE UNEMPLOYMENT TAX | 5,105.83 |
| 730100 | 2,908.01 |
| OFFICE SUPPLIES | 2,908.01 |
| 730240 | 61.92 |
| FUEL | 61.92 |
| 730330 | 3,000.00 |
| IT SOFTWARE | 3,000.00 |
| 740510 | 415.00 |
| PROFESSIONAL DEVELOPMENT | 415.00 |
| 740530 | 481.38 |
| MOBILE PHONE AND DATA | 481.38 |
| 740660 | 8,361.16 |
| EQUIPMENT RENTAL | 8,361.16 |
| 740680 | 240.00 |
| MEMBERSHIP/ASSOCIATION DUES | 240.00 |
| 740970 | 8.21 |
| FREIGHT AND HANDLING | 8.21 |
| 790100 | (1,100.00) |
| REIMBURSEMENTS CLEARING | (1,100.00) |
| 3500 | 116,863.52 |
| BUDGET OFFICE | 116,863.52 |
| 710100 | 44,230.75 |
| SALARY/OFFICIAL-DEPARTMENT HEAD | 44,230.75 |
| 710110 | 39,541.56 |
| SALARY/REGULAR | 39,541.56 |
| 710140 | 339.66 |
| SALARY/CELL PHONE ALLOWANCE | 339.66 |
| 720100 | 6,305.13 |
| SOCIAL SECURITY | 6,305.13 |
| 720110 | 13,678.95 |
| EMPLOYEE INSURANCE | 13,678.95 |
| 720120 | 10,320.55 |
| RETIREMENT | 10,320.55 |
| 720140 | 609.60 |
| STATE UNEMPLOYMENT TAX | 609.60 |
| 730100 | 98.49 |
| OFFICE SUPPLIES | 98.49 |
| 740530 | 152.16 |
| MOBILE PHONE AND DATA | 152.16 |
| 740640 | 33.23 |
| CONTRACT SERVICES | 33.23 |
| 740660 | 1,433.44 |
| EQUIPMENT RENTAL | 1,433.44 |
| 740680 | 120.00 |
| MEMBERSHIP/ASSOCIATION DUES | 120.00 |
| 3600 | 262,868.03 |
| COUNTY TREASURER | 262,868.03 |
| 710100 | 50,427.22 |

| | |
|---|---|
| SALARY/OFFICIAL-DEPARTMENT HEAD | 50,427.22 |
| 710110 | 127,485.95 |
| SALARY/REGULAR | 127,485.95 |
| 710130 | 3,356.57 |
| SALARY/OVERTIME | 3,356.57 |
| 720100 | 12,861.24 |
| SOCIAL SECURITY | 12,861.24 |
| 720110 | 36,736.91 |
| EMPLOYEE INSURANCE | 36,736.91 |
| 720120 | 22,241.76 |
| RETIREMENT | 22,241.76 |
| 720140 | 1,390.67 |
| STATE UNEMPLOYMENT TAX | 1,390.67 |
| 730100 | 3,547.29 |
| OFFICE SUPPLIES | 3,547.29 |
| 740510 | 1,444.00 |
| PROFESSIONAL DEVELOPMENT | 1,444.00 |
| 740540 | - |
| TRAVEL EXPENSE | - |
| 740580 | 105.46 |
| PRINTING | 105.46 |
| 740660 | 2,787.96 |
| EQUIPMENT RENTAL | 2,787.96 |
| 740680 | 483.00 |
| MEMBERSHIP/ASSOCIATION DUES | 483.00 |
| 3700 | 1,594,395.16 |
| TAX ASSESSOR/COLLECTOR | 1,594,395.16 |
| 710100 | 54,576.42 |
| SALARY/OFFICIAL-DEPARTMENT HEAD | 54,576.42 |
| 710110 | 969,746.40 |
| SALARY/REGULAR | 969,746.40 |
| 710130 | 293.09 |
| SALARY/OVERTIME | 293.09 |
| 710140 | 339.66 |
| SALARY/CELL PHONE ALLOWANCE | 339.66 |
| 720100 | 74,532.06 |
| SOCIAL SECURITY | 74,532.06 |
| 720110 | 275,659.72 |
| EMPLOYEE INSURANCE | 275,659.72 |
| 720120 | 125,761.48 |
| RETIREMENT | 125,761.48 |
| 720140 | 11,578.46 |
| STATE UNEMPLOYMENT TAX | 11,578.46 |
| 730100 | 11,037.43 |
| OFFICE SUPPLIES | 11,037.43 |
| 730210 | 1,767.34 |
| DATA PROCESSING SUPPLIES | 1,767.34 |
| 740510 | 2,280.00 |
| PROFESSIONAL DEVELOPMENT | 2,280.00 |
| 740512 | 6,000.00 |
| PROFESSIONAL SERVICES | 6,000.00 |
| 740540 | 280.11 |
| TRAVEL EXPENSE | 280.11 |
| 740580 | 33,568.20 |
| PRINTING | 33,568.20 |

| | |
|---|---|
| 740640 | 25,173.04 |
| CONTRACT SERVICES | 25,173.04 |
| 740660 | 39.83 |
| EQUIPMENT RENTAL | 39.83 |
| 740680 | 3,590.00 |
| MEMBERSHIP/ASSOCIATION DUES | 3,590.00 |
| 790100 | (1,828.08) |
| REIMBURSEMENTS CLEARING | (1,828.08) |
| 3701 | 899.05 |
| TAC SPECIAL INVENTORY TAX | 899.05 |
| 740510 | - |
| PROFESSIONAL DEVELOPMENT | - |
| 740540 | 899.05 |
| TRAVEL EXPENSE | 899.05 |
| 4000 | 700,778.12 |
| ENVIRONMENTAL HEALTH | 700,778.12 |
| 710100 | 38,354.58 |
| SALARY/OFFICIAL-DEPARTMENT HEAD | 38,354.58 |
| 710110 | 448,121.85 |
| SALARY/REGULAR | 448,121.85 |
| 710120 | - |
| SALARY/OTHER | - |
| 720100 | 35,440.14 |
| SOCIAL SECURITY | 35,440.14 |
| 720110 | 95,752.65 |
| EMPLOYEE INSURANCE | 95,752.65 |
| 720120 | 59,736.68 |
| RETIREMENT | 59,736.68 |
| 720140 | 4,417.50 |
| STATE UNEMPLOYMENT TAX | 4,417.50 |
| 730100 | 3,983.43 |
| OFFICE SUPPLIES | 3,983.43 |
| 730240 | 924.22 |
| FUEL | 924.22 |
| 740140 | 721.39 |
| VEHICLE MAINTENANCE | 721.39 |
| 740510 | 298.00 |
| PROFESSIONAL DEVELOPMENT | 298.00 |
| 740528 | 5,062.01 |
| PROFESSIONAL SERVICES-STORMWATER | 5,062.01 |
| 740530 | 3,720.78 |
| MOBILE PHONE AND DATA | 3,720.78 |
| 740580 | 894.28 |
| PRINTING | 894.28 |
| 740660 | 3,239.61 |
| EQUIPMENT RENTAL | 3,239.61 |
| 740680 | 111.00 |
| MEMBERSHIP/ASSOCIATION DUES | 111.00 |
| 4001 | 186,314.23 |
| PERMITS | 186,314.23 |
| 710100 | 35,113.85 |
| SALARY/OFFICIAL-DEPARTMENT HEAD | 35,113.85 |
| 710110 | 86,946.32 |
| SALARY/REGULAR | 86,946.32 |
| 710140 | 339.66 |

| | |
|---|---|
| SALARY/CELL PHONE ALLOWANCE | 339.66 |
| 720100 | 8,993.35 |
| SOCIAL SECURITY | 8,993.35 |
| 720110 | 31,917.55 |
| EMPLOYEE INSURANCE | 31,917.55 |
| 720120 | 15,018.45 |
| RETIREMENT | 15,018.45 |
| 720140 | 1,332.57 |
| STATE UNEMPLOYMENT TAX | 1,332.57 |
| 730100 | 2,780.17 |
| OFFICE SUPPLIES | 2,780.17 |
| 740580 | 307.47 |
| PRINTING | 307.47 |
| 740660 | 3,264.84 |
| EQUIPMENT RENTAL | 3,264.84 |
| 740680 | 300.00 |
| MEMBERSHIP/ASSOCIATION DUES | 300.00 |
| 4100 | 1,570,486.01 |
| ANIMAL SERVICES | 1,570,486.01 |
| 710100 | 69,274.58 |
| SALARY/OFFICIAL-DEPARTMENT HEAD | 69,274.58 |
| 710110 | 724,245.02 |
| SALARY/REGULAR | 724,245.02 |
| 710130 | 31,116.78 |
| SALARY/OVERTIME | 31,116.78 |
| 710140 | 2,346.31 |
| SALARY/CELL PHONE ALLOWANCE | 2,346.31 |
| 720100 | 61,473.08 |
| SOCIAL SECURITY | 61,473.08 |
| 720110 | 221,957.54 |
| EMPLOYEE INSURANCE | 221,957.54 |
| 720120 | 101,471.20 |
| RETIREMENT | 101,471.20 |
| 720140 | 9,911.60 |
| STATE UNEMPLOYMENT TAX | 9,911.60 |
| 730100 | 65,471.11 |
| OFFICE SUPPLIES | 65,471.11 |
| 730220 | 5,203.95 |
| REPLACEMENTS | 5,203.95 |
| 730240 | 12,673.51 |
| FUEL | 12,673.51 |
| 730290 | 57,215.00 |
| SPAY/NEUTER PROGRAM EXPENSE | 57,215.00 |
| 730310 | 1,150.00 |
| UNIFORMS | 1,150.00 |
| 730390 | 158,839.94 |
| MEDICAL SUPPLIES | 158,839.94 |
| 740120 | - |
| MEDICAL SERVICES | - |
| 740140 | 15,896.88 |
| VEHICLE MAINTENANCE | 15,896.88 |
| 740410 | 68.50 |
| TOLLS | 68.50 |
| 740420 | 71.22 |
| COURIER SERVICE | 71.22 |

| | |
|---|---|
| 740510 | 1,745.65 |
| PROFESSIONAL DEVELOPMENT | 1,745.65 |
| 740512 | 7,593.76 |
| PROFESSIONAL SERVICES | 7,593.76 |
| 740530 | 3,639.03 |
| MOBILE PHONE AND DATA | 3,639.03 |
| 740580 | 367.00 |
| PRINTING | 367.00 |
| 740640 | 2,327.85 |
| CONTRACT SERVICES | 2,327.85 |
| 740660 | 17,178.72 |
| EQUIPMENT RENTAL | 17,178.72 |
| 790100 | (752.22) |
| REIMBURSEMENTS CLEARING | (752.22) |
| 4200 | 744,854.96 |
| FORENSIC SERVICES | 744,854.96 |
| 710100 | 95,564.49 |
| SALARY/OFFICIAL-DEPARTMENT HEAD | 95,564.49 |
| 710110 | 298,185.02 |
| SALARY/REGULAR | 298,185.02 |
| 710120 | - |
| SALARY/OTHER | - |
| 710130 | 15,809.04 |
| SALARY/OVERTIME | 15,809.04 |
| 720100 | 19,730.92 |
| SOCIAL SECURITY | 19,730.92 |
| 720110 | 44,593.20 |
| EMPLOYEE INSURANCE | 44,593.20 |
| 720120 | 48,153.60 |
| RETIREMENT | 48,153.60 |
| 720140 | 1,890.57 |
| STATE UNEMPLOYMENT TAX | 1,890.57 |
| 730100 | 1,838.30 |
| OFFICE SUPPLIES | 1,838.30 |
| 730110 | 684.23 |
| POSTAGE | 684.23 |
| 730240 | 262.37 |
| FUEL | 262.37 |
| 730310 | 337.87 |
| UNIFORMS | 337.87 |
| 730390 | 21,569.35 |
| MEDICAL SUPPLIES | 21,569.35 |
| 740120 | 467.02 |
| MEDICAL SERVICES | 467.02 |
| 740140 | 89.77 |
| VEHICLE MAINTENANCE | 89.77 |
| 740510 | 400.00 |
| PROFESSIONAL DEVELOPMENT | 400.00 |
| 740530 | 1,101.45 |
| MOBILE PHONE AND DATA | 1,101.45 |
| 740560 | 67,250.00 |
| TRANSPORTATION | 67,250.00 |
| 740640 | 121,845.72 |
| CONTRACT SERVICES | 121,845.72 |
| 740656 | 3,514.54 |

| | |
|---|---|
| RENT AND LEASES | 3,514.54 |
| 740660 | 262.50 |
| EQUIPMENT RENTAL | 262.50 |
| 740680 | 1,305.00 |
| MEMBERSHIP/ASSOCIATION DUES | 1,305.00 |
| 4300 | 1.99 |
| MCCD-COUNTY APPROPRIATIONS (CDBG) | 1.99 |
| 740660 | 1.99 |
| EQUIPMENT RENTAL | 1.99 |
| 4400 | 284,480.97 |
| CONVENTION CENTER | 284,480.97 |
| 710100 | 38,927.41 |
| SALARY/OFFICIAL-DEPARTMENT HEAD | 38,927.41 |
| 710110 | 114,697.86 |
| SALARY/REGULAR | 114,697.86 |
| 710120 | - |
| SALARY/OTHER | - |
| 710130 | 293.01 |
| SALARY/OVERTIME | 293.01 |
| 720100 | 11,549.65 |
| SOCIAL SECURITY | 11,549.65 |
| 720110 | 41,032.98 |
| EMPLOYEE INSURANCE | 41,032.98 |
| 720120 | 19,100.19 |
| RETIREMENT | 19,100.19 |
| 720140 | 1,689.92 |
| STATE UNEMPLOYMENT TAX | 1,689.92 |
| 730100 | 327.53 |
| OFFICE SUPPLIES | 327.53 |
| 730140 | 3,517.47 |
| JANITOR SUPPLIES | 3,517.47 |
| 730220 | 4,120.56 |
| REPLACEMENTS | 4,120.56 |
| 730240 | 1,325.93 |
| FUEL | 1,325.93 |
| 730250 | 2,665.09 |
| SHOP SUPPLIES | 2,665.09 |
| 730310 | 456.91 |
| UNIFORMS | 456.91 |
| 730350 | 552.55 |
| AGRICULTURE SUPPLIES | 552.55 |
| 740140 | 122.03 |
| VEHICLE MAINTENANCE | 122.03 |
| 740150 | 19,452.08 |
| LANDSCAPE MAINTENANCE | 19,452.08 |
| 740530 | 1,009.42 |
| MOBILE PHONE AND DATA | 1,009.42 |
| 740540 | 607.80 |
| TRAVEL EXPENSE | 607.80 |
| 740570 | 1,310.94 |
| ADVERTISING | 1,310.94 |
| 740640 | 18,265.07 |
| CONTRACT SERVICES | 18,265.07 |
| 740660 | 3,001.57 |
| EQUIPMENT RENTAL | 3,001.57 |

| | |
|---|---|
| 740680 | 455.00 |
| MEMBERSHIP/ASSOCIATION DUES | 455.00 |
| 4500 | 3,227,659.17 |
| MEMORIAL LIBRARY | 3,227,659.17 |
| 710100 | 51,304.76 |
| SALARY/OFFICIAL-DEPARTMENT HEAD | 51,304.76 |
| 710110 | 1,973,011.46 |
| SALARY/REGULAR | 1,973,011.46 |
| 720100 | 150,287.24 |
| SOCIAL SECURITY | 150,287.24 |
| 720110 | 535,020.01 |
| EMPLOYEE INSURANCE | 535,020.01 |
| 720120 | 248,384.20 |
| RETIREMENT | 248,384.20 |
| 720140 | 25,411.16 |
| STATE UNEMPLOYMENT TAX | 25,411.16 |
| 730100 | 23,797.68 |
| OFFICE SUPPLIES | 23,797.68 |
| 730210 | 2,864.11 |
| DATA PROCESSING SUPPLIES | 2,864.11 |
| 730220 | 167.11 |
| REPLACEMENTS | 167.11 |
| 730240 | 216.11 |
| FUEL | 216.11 |
| 730370 | 56,417.35 |
| PERIODICALS | 56,417.35 |
| 730380 | 51,654.36 |
| AUDIO/VISUAL SUPPLIES | 51,654.36 |
| 740140 | 1,710.72 |
| VEHICLE MAINTENANCE | 1,710.72 |
| 740510 | 99.00 |
| PROFESSIONAL DEVELOPMENT | 99.00 |
| 740512 | 11,445.80 |
| PROFESSIONAL SERVICES | 11,445.80 |
| 740530 | 327.93 |
| MOBILE PHONE AND DATA | 327.93 |
| 740540 | 591.59 |
| TRAVEL EXPENSE | 591.59 |
| 740640 | 4,128.91 |
| CONTRACT SERVICES | 4,128.91 |
| 740660 | 5,465.40 |
| EQUIPMENT RENTAL | 5,465.40 |
| 750700 | 85,354.27 |
| CAPITAL OUTLAY-BOOKS | 85,354.27 |
| 4600 | 252,493.28 |
| EXTENSION AGENTS | 252,493.28 |
| 710110 | 99,685.81 |
| SALARY/REGULAR | 99,685.81 |
| 710120 | 63,552.96 |
| SALARY/OTHER | 63,552.96 |
| 720100 | 12,333.63 |
| SOCIAL SECURITY | 12,333.63 |
| 720110 | 48,141.81 |
| EMPLOYEE INSURANCE | 48,141.81 |
| 720120 | 12,144.92 |

| | |
|---|---|
| RETIREMENT | 12,144.92 |
| 720140 | 2,060.17 |
| STATE UNEMPLOYMENT TAX | 2,060.17 |
| 730100 | 1,116.68 |
| OFFICE SUPPLIES | 1,116.68 |
| 740510 | 400.00 |
| PROFESSIONAL DEVELOPMENT | 400.00 |
| 740540 | 2,829.41 |
| TRAVEL EXPENSE | 2,829.41 |
| 740660 | 9,097.89 |
| EQUIPMENT RENTAL | 9,097.89 |
| 740680 | 1,130.00 |
| MEMBERSHIP/ASSOCIATION DUES | 1,130.00 |
| 5000 | 223,959.27 |
| AIRPORT | 223,959.27 |
| 710100 | 38,927.59 |
| SALARY/OFFICIAL-DEPARTMENT HEAD | 38,927.59 |
| 710110 | 106,980.36 |
| SALARY/REGULAR | 106,980.36 |
| 710140 | 254.75 |
| SALARY/CELL PHONE ALLOWANCE | 254.75 |
| 720100 | 10,875.64 |
| SOCIAL SECURITY | 10,875.64 |
| 720110 | 27,357.90 |
| EMPLOYEE INSURANCE | 27,357.90 |
| 720120 | 17,934.10 |
| RETIREMENT | 17,934.10 |
| 720140 | 1,545.87 |
| STATE UNEMPLOYMENT TAX | 1,545.87 |
| 730100 | 175.79 |
| OFFICE SUPPLIES | 175.79 |
| 730220 | 6,553.53 |
| REPLACEMENTS | 6,553.53 |
| 730240 | 1,696.38 |
| FUEL | 1,696.38 |
| 730250 | 276.46 |
| SHOP SUPPLIES | 276.46 |
| 740140 | 364.45 |
| VEHICLE MAINTENANCE | 364.45 |
| 740150 | 2,781.00 |
| LANDSCAPE MAINTENANCE | 2,781.00 |
| 740420 | 21.88 |
| COURIER SERVICE | 21.88 |
| 740512 | 5,848.57 |
| PROFESSIONAL SERVICES | 5,848.57 |
| 740528 | 500.00 |
| PROFESSIONAL SERVICES-STORMWATER | 500.00 |
| 740530 | 808.32 |
| MOBILE PHONE AND DATA | 808.32 |
| 740580 | 32.96 |
| PRINTING | 32.96 |
| 740622 | 53.72 |
| GAS | 53.72 |
| 740640 | 95.00 |
| CONTRACT SERVICES | 95.00 |

| | |
|---|---|
| 740680 | 590.00 |
| MEMBERSHIP/ASSOCIATION DUES | 590.00 |
| 740625 | 285.00 |
| REFUSE COLLECTION | 285.00 |
| 5050 | 122,809.59 |
| CUSTOMS | 122,809.59 |
| 740512 | 122,435.49 |
| PROFESSIONAL SERVICES | 122,435.49 |
| 740640 | 374.10 |
| CONTRACT SERVICES | 374.10 |
| 5060 | 350.00 |
| ARF | 350.00 |
| 740140 | 350.00 |
| VEHICLE MAINTENANCE | 350.00 |
| 5100 | 4,305,355.81 |
| DISTRICT ATTORNEY | 4,305,355.81 |
| 710100 | 13,846.55 |
| SALARY/OFFICIAL-DEPARTMENT HEAD | 13,846.55 |
| 710110 | 2,977,888.80 |
| SALARY/REGULAR | 2,977,888.80 |
| 710120 | - |
| SALARY/OTHER | - |
| 710130 | 2,096.25 |
| SALARY/OVERTIME | 2,096.25 |
| 710140 | 339.66 |
| SALARY/CELL PHONE ALLOWANCE | 339.66 |
| 710150 | 67,441.80 |
| SALARY/SPECIAL PAY | 67,441.80 |
| 720100 | 224,734.67 |
| SOCIAL SECURITY | 224,734.67 |
| 720110 | 452,278.91 |
| EMPLOYEE INSURANCE | 452,278.91 |
| 720120 | 376,409.32 |
| RETIREMENT | 376,409.32 |
| 720140 | 21,596.61 |
| STATE UNEMPLOYMENT TAX | 21,596.61 |
| 730100 | 18,718.16 |
| OFFICE SUPPLIES | 18,718.16 |
| 730120 | 2,635.60 |
| BOOK SUPPLEMENTS | 2,635.60 |
| 730240 | 7,314.61 |
| FUEL | 7,314.61 |
| 730330 | 3,690.00 |
| IT SOFTWARE | 3,690.00 |
| 740110 | 3,700.00 |
| IT SOFTWARE MAINTENANCE | 3,700.00 |
| 740140 | 37,483.81 |
| VEHICLE MAINTENANCE | 37,483.81 |
| 740160 | (471.04) |
| SPECIAL INVESTIGATION | (471.04) |
| 740478 | 9,000.00 |
| EXPERT WITNESS-PSYCHIATRIC EVALUATION | 9,000.00 |
| 740484 | 426.67 |
| COURT REPORTER TRANSCRIPT | 426.67 |
| 740504 | 5,059.69 |

| | |
|---|---|
| ONLINE SERVICES | 5,059.69 |
| 740510 | 3,215.00 |
| PROFESSIONAL DEVELOPMENT | 3,215.00 |
| 740512 | 9,846.85 |
| PROFESSIONAL SERVICES | 9,846.85 |
| 740530 | 8,418.56 |
| MOBILE PHONE AND DATA | 8,418.56 |
| 740540 | 34.00 |
| TRAVEL EXPENSE | 34.00 |
| 740640 | 7,933.84 |
| CONTRACT SERVICES | 7,933.84 |
| 740660 | 52,511.16 |
| EQUIPMENT RENTAL | 52,511.16 |
| 740970 | 268.68 |
| FREIGHT AND HANDLING | 268.68 |
| 790100 | (1,062.35) |
| REIMBURSEMENTS CLEARING | (1,062.35) |
| 5101 | 1,829.93 |
| DISTRICT ATTORNEY STATE FUNDS | 1,829.93 |
| 710150 | 1,315.08 |
| SALARY/SPECIAL PAY | 1,315.08 |
| 720100 | 97.80 |
| SOCIAL SECURITY | 97.80 |
| 720110 | 238.89 |
| EMPLOYEE INSURANCE | 238.89 |
| 720120 | 161.36 |
| RETIREMENT | 161.36 |
| 720140 | 16.80 |
| STATE UNEMPLOYMENT TAX | 16.80 |
| 5200 | 419,540.71 |
| OFFICE OF HOMELAND SECURITY & EMERGENCY MANAGEMENT | 419,540.71 |
| 710100 | 6,516.20 |
| SALARY/OFFICIAL-DEPARTMENT HEAD | 6,516.20 |
| 710110 | 166,333.91 |
| SALARY/REGULAR | 166,333.91 |
| 710130 | 2,660.85 |
| SALARY/OVERTIME | 2,660.85 |
| 720100 | 12,805.46 |
| SOCIAL SECURITY | 12,805.46 |
| 720110 | 26,111.33 |
| EMPLOYEE INSURANCE | 26,111.33 |
| 720120 | 21,540.23 |
| RETIREMENT | 21,540.23 |
| 720140 | 1,162.18 |
| STATE UNEMPLOYMENT TAX | 1,162.18 |
| 730100 | 1,758.73 |
| OFFICE SUPPLIES | 1,758.73 |
| 730240 | 1,562.17 |
| FUEL | 1,562.17 |
| 730250 | 1,311.11 |
| SHOP SUPPLIES | 1,311.11 |
| 740140 | 112.38 |
| VEHICLE MAINTENANCE | 112.38 |
| 740510 | 400.72 |
| PROFESSIONAL DEVELOPMENT | 400.72 |

| | |
|---|---|
| 740512 | 173,767.62 |
| PROFESSIONAL SERVICES | 173,767.62 |
| 740530 | 1,301.63 |
| MOBILE PHONE AND DATA | 1,301.63 |
| 740640 | 380.00 |
| CONTRACT SERVICES | 380.00 |
| 740660 | 2,880.45 |
| EQUIPMENT RENTAL | 2,880.45 |
| 790100 | (19.01) |
| REIMBURSEMENTS CLEARING | (19.01) |
| 790900 | (1,045.25) |
| CARRYOVER FROM PREVIOUS YEAR | (1,045.25) |
| 5300 | 348,300.94 |
| FIRE MARSHAL - INVESTIGATIONS | 348,300.94 |
| 710100 | 45,144.72 |
| SALARY/OFFICIAL-DEPARTMENT HEAD | 45,144.72 |
| 710110 | 186,064.67 |
| SALARY/REGULAR | 186,064.67 |
| 710130 | 466.88 |
| SALARY/OVERTIME | 466.88 |
| 710150 | 7,176.00 |
| SALARY/SPECIAL PAY | 7,176.00 |
| 720100 | 17,982.22 |
| SOCIAL SECURITY | 17,982.22 |
| 720110 | 29,402.20 |
| EMPLOYEE INSURANCE | 29,402.20 |
| 720120 | 29,307.28 |
| RETIREMENT | 29,307.28 |
| 720140 | 1,842.76 |
| STATE UNEMPLOYMENT TAX | 1,842.76 |
| 730100 | 249.77 |
| OFFICE SUPPLIES | 249.77 |
| 730240 | 4,320.09 |
| FUEL | 4,320.09 |
| 730250 | 2,428.54 |
| SHOP SUPPLIES | 2,428.54 |
| 730270 | 4,421.36 |
| LAW ENFORCEMENT SPECIFIC SUPPLIES | 4,421.36 |
| 730280 | 650.98 |
| CANINE EXPENSES | 650.98 |
| 740140 | 3,209.87 |
| VEHICLE MAINTENANCE | 3,209.87 |
| 740420 | 44.51 |
| COURIER SERVICE | 44.51 |
| 740510 | 5,196.00 |
| PROFESSIONAL DEVELOPMENT | 5,196.00 |
| 740530 | 2,391.37 |
| MOBILE PHONE AND DATA | 2,391.37 |
| 740540 | 8,011.80 |
| TRAVEL EXPENSE | 8,011.80 |
| 790100 | (10.08) |
| REIMBURSEMENTS CLEARING | (10.08) |
| 5301 | 318,789.72 |
| FIRE MARSHAL - INSPECTIONS | 318,789.72 |
| 710110 | 218,843.54 |

| | |
|---|---|
| SALARY/REGULAR | 218,843.54 |
| 710130 | 83.25 |
| SALARY/OVERTIME | 83.25 |
| 720100 | 16,091.38 |
| SOCIAL SECURITY | 16,091.38 |
| 720110 | 38,004.55 |
| EMPLOYEE INSURANCE | 38,004.55 |
| 720120 | 26,862.22 |
| RETIREMENT | 26,862.22 |
| 720140 | 2,163.78 |
| STATE UNEMPLOYMENT TAX | 2,163.78 |
| 730100 | 492.88 |
| OFFICE SUPPLIES | 492.88 |
| 730240 | 4,320.12 |
| FUEL | 4,320.12 |
| 730250 | 1,391.77 |
| SHOP SUPPLIES | 1,391.77 |
| 730270 | 92.27 |
| LAW ENFORCEMENT SPECIFIC SUPPLIES | 92.27 |
| 740110 | 3,110.80 |
| IT SOFTWARE MAINTENANCE | 3,110.80 |
| 740140 | 2,041.17 |
| VEHICLE MAINTENANCE | 2,041.17 |
| 740504 | 215.04 |
| ONLINE SERVICES | 215.04 |
| 740510 | 1,135.00 |
| PROFESSIONAL DEVELOPMENT | 1,135.00 |
| 740530 | 2,391.38 |
| MOBILE PHONE AND DATA | 2,391.38 |
| 740680 | 1,150.57 |
| MEMBERSHIP/ASSOCIATION DUES | 1,150.57 |
| 750400 | 400.00 |
| CAPITAL OUTLAY-FURNITURE FIXTURES AND EQUIPMENT | 400.00 |
| 5400 | 657,274.78 |
| JUVENILE PROBATION-ADMINISTRATIVE | 657,274.78 |
| 710100 | 50,807.31 |
| SALARY/OFFICIAL-DEPARTMENT HEAD | 50,807.31 |
| 710110 | 382,392.22 |
| SALARY/REGULAR | 382,392.22 |
| 710130 | 76.75 |
| SALARY/OVERTIME | 76.75 |
| 710140 | 121.83 |
| SALARY/CELL PHONE ALLOWANCE | 121.83 |
| 720100 | 31,089.62 |
| SOCIAL SECURITY | 31,089.62 |
| 720110 | 114,693.14 |
| EMPLOYEE INSURANCE | 114,693.14 |
| 720120 | 53,178.11 |
| RETIREMENT | 53,178.11 |
| 720140 | 4,396.96 |
| STATE UNEMPLOYMENT TAX | 4,396.96 |
| 730100 | 809.45 |
| OFFICE SUPPLIES | 809.45 |
| 730240 | 38.27 |
| FUEL | 38.27 |

| | |
|---|---|
| 740140 | 25.28 |
| VEHICLE MAINTENANCE | 25.28 |
| 740512 | (25.00) |
| PROFESSIONAL SERVICES | (25.00) |
| 740518 | (1,570.00) |
| PROFESSIONAL SERVICES-POLYGRAPH | (1,570.00) |
| 740660 | 21,240.84 |
| EQUIPMENT RENTAL | 21,240.84 |
| 5401 | 1,278,165.40 |
| JUVENILE PROBATION-DETENTION | 1,278,165.40 |
| 710110 | 845,340.28 |
| SALARY/REGULAR | 845,340.28 |
| 710130 | 516.97 |
| SALARY/OVERTIME | 516.97 |
| 710140 | 339.66 |
| SALARY/CELL PHONE ALLOWANCE | 339.66 |
| 720100 | 63,253.86 |
| SOCIAL SECURITY | 63,253.86 |
| 720110 | 223,383.46 |
| EMPLOYEE INSURANCE | 223,383.46 |
| 720120 | 103,827.34 |
| RETIREMENT | 103,827.34 |
| 720140 | 10,806.55 |
| STATE UNEMPLOYMENT TAX | 10,806.55 |
| 730100 | 427.45 |
| OFFICE SUPPLIES | 427.45 |
| 730140 | 4,010.97 |
| JANITOR SUPPLIES | 4,010.97 |
| 730220 | 1,373.21 |
| REPLACEMENTS | 1,373.21 |
| 730310 | 200.04 |
| UNIFORMS | 200.04 |
| 730390 | (0.00) |
| MEDICAL SUPPLIES | (0.00) |
| 740130 | 7,500.00 |
| PHYSICIAN SERVICES | 7,500.00 |
| 740140 | 1,448.72 |
| VEHICLE MAINTENANCE | 1,448.72 |
| 740512 | 6,975.70 |
| PROFESSIONAL SERVICES | 6,975.70 |
| 740530 | 12.50 |
| MOBILE PHONE AND DATA | 12.50 |
| 740660 | 415.89 |
| EQUIPMENT RENTAL | 415.89 |
| 740694 | 6,249.60 |
| FOOD SERVICE | 6,249.60 |
| 730101 | 2,083.20 |
| FOOD SUPPLIES | 2,083.20 |
| 5500 | 1,585,253.64 |
| ADULT PROBATION | 1,585,253.64 |
| 710100 | 56,283.13 |
| SALARY/OFFICIAL-DEPARTMENT HEAD | 56,283.13 |
| 710110 | 1,241,495.57 |
| SALARY/REGULAR | 1,241,495.57 |
| 710130 | 1,128.48 |

| | |
|---|---|
| SALARY/OVERTIME | 1,128.48 |
| 710140 | 4,430.40 |
| SALARY/CELL PHONE ALLOWANCE | 4,430.40 |
| 720100 | 93,323.67 |
| SOCIAL SECURITY | 93,323.67 |
| 720110 | 1,807.08 |
| EMPLOYEE INSURANCE | 1,807.08 |
| 720120 | 159,919.29 |
| RETIREMENT | 159,919.29 |
| 720140 | 12,914.44 |
| STATE UNEMPLOYMENT TAX | 12,914.44 |
| 730100 | 920.90 |
| OFFICE SUPPLIES | 920.90 |
| 740660 | 12,466.02 |
| EQUIPMENT RENTAL | 12,466.02 |
| 740100 | 564.66 |
| IT HARDWARE MAINTENANCE | 564.66 |
| 5501 | - |
| BOND SUPERVISION | - |
| 710110 | - |
| SALARY/REGULAR | - |
| 5600 | 4,075.55 |
| COMMISSIONS | 4,075.55 |
| 730220 | 3,809.55 |
| REPLACEMENTS | 3,809.55 |
| 730310 | 266.00 |
| UNIFORMS | 266.00 |
| 5602 | 32,015.00 |
| LEOSE | 32,015.00 |
| 740510 | 32,015.00 |
| PROFESSIONAL DEVELOPMENT | 32,015.00 |
| 6000 | 844,637.81 |
| SHERIFF | 844,637.81 |
| 710100 | 61,689.40 |
| SALARY/OFFICIAL-DEPARTMENT HEAD | 61,689.40 |
| 710110 | 503,618.02 |
| SALARY/REGULAR | 503,618.02 |
| 710130 | 71,517.71 |
| SALARY/OVERTIME | 71,517.71 |
| 720100 | 45,720.70 |
| SOCIAL SECURITY | 45,720.70 |
| 720110 | 61,563.64 |
| EMPLOYEE INSURANCE | 61,563.64 |
| 720120 | 78,138.57 |
| RETIREMENT | 78,138.57 |
| 720140 | 2,950.35 |
| STATE UNEMPLOYMENT TAX | 2,950.35 |
| 730100 | 3,999.64 |
| OFFICE SUPPLIES | 3,999.64 |
| 740530 | 4,385.43 |
| MOBILE PHONE AND DATA | 4,385.43 |
| 740540 | 216.94 |
| TRAVEL EXPENSE | 216.94 |
| 740580 | 2,038.54 |
| PRINTING | 2,038.54 |

| | |
|---|---|
| 740640 | 5,722.37 |
| CONTRACT SERVICES | 5,722.37 |
| 740660 | 2,974.32 |
| EQUIPMENT RENTAL | 2,974.32 |
| 740260 | 102.18 |
| INTEREST ON CREDIT CARDS | 102.18 |
| 6100 | 1,991,370.04 |
| SHERIFF HOMELAND SECURITY | 1,991,370.04 |
| 710110 | 1,351,853.31 |
| SALARY/REGULAR | 1,351,853.31 |
| 710130 | 46,482.29 |
| SALARY/OVERTIME | 46,482.29 |
| 710150 | 13,050.00 |
| SALARY/SPECIAL PAY | 13,050.00 |
| 720100 | 104,924.31 |
| SOCIAL SECURITY | 104,924.31 |
| 720110 | 250,086.40 |
| EMPLOYEE INSURANCE | 250,086.40 |
| 720120 | 173,177.23 |
| RETIREMENT | 173,177.23 |
| 720140 | 12,139.98 |
| STATE UNEMPLOYMENT TAX | 12,139.98 |
| 730100 | 846.93 |
| OFFICE SUPPLIES | 846.93 |
| 730140 | 110.00 |
| JANITOR SUPPLIES | 110.00 |
| 730220 | 5,101.92 |
| REPLACEMENTS | 5,101.92 |
| 730270 | 29,300.95 |
| LAW ENFORCEMENT SPECIFIC SUPPLIES | 29,300.95 |
| 740510 | - |
| PROFESSIONAL DEVELOPMENT | - |
| 740512 | 1,440.00 |
| PROFESSIONAL SERVICES | 1,440.00 |
| 740530 | 2,212.74 |
| MOBILE PHONE AND DATA | 2,212.74 |
| 740540 | 626.75 |
| TRAVEL EXPENSE | 626.75 |
| 740580 | 17.23 |
| PRINTING | 17.23 |
| 730360 | - |
| ARMORY EXPENSE | - |
| 6201 | 992,233.97 |
| SHERIFF HOMICIDE VIOLENT CRIME | 992,233.97 |
| 710110 | 662,985.11 |
| SALARY/REGULAR | 662,985.11 |
| 710130 | 37,806.69 |
| SALARY/OVERTIME | 37,806.69 |
| 720100 | 52,542.45 |
| SOCIAL SECURITY | 52,542.45 |
| 720110 | 115,549.00 |
| EMPLOYEE INSURANCE | 115,549.00 |
| 720120 | 85,987.29 |
| RETIREMENT | 85,987.29 |
| 720140 | 5,652.61 |

| | |
|---|---|
| STATE UNEMPLOYMENT TAX | 5,652.61 |
| 730100 | 19,538.71 |
| OFFICE SUPPLIES | 19,538.71 |
| 740530 | 5,151.79 |
| MOBILE PHONE AND DATA | 5,151.79 |
| 740540 | 1,132.35 |
| TRAVEL EXPENSE | 1,132.35 |
| 740580 | 420.41 |
| PRINTING | 420.41 |
| 740640 | 346.00 |
| CONTRACT SERVICES | 346.00 |
| 740660 | 6,400.56 |
| EQUIPMENT RENTAL | 6,400.56 |
| 790100 | (1,279.00) |
| REIMBURSEMENTS CLEARING | (1,279.00) |
| 6202 | 653,608.23 |
| SHERIFF ORGANIZED CRIME | 653,608.23 |
| 710110 | 454,211.06 |
| SALARY/REGULAR | 454,211.06 |
| 710130 | 8,742.06 |
| SALARY/OVERTIME | 8,742.06 |
| 720100 | 34,484.52 |
| SOCIAL SECURITY | 34,484.52 |
| 720110 | 77,492.93 |
| EMPLOYEE INSURANCE | 77,492.93 |
| 720120 | 56,804.52 |
| RETIREMENT | 56,804.52 |
| 720140 | 3,803.43 |
| STATE UNEMPLOYMENT TAX | 3,803.43 |
| 730100 | 895.39 |
| OFFICE SUPPLIES | 895.39 |
| 730270 | 407.48 |
| LAW ENFORCEMENT SPECIFIC SUPPLIES | 407.48 |
| 740504 | 2,881.00 |
| ONLINE SERVICES | 2,881.00 |
| 740510 | 1,797.00 |
| PROFESSIONAL DEVELOPMENT | 1,797.00 |
| 740530 | 5,543.48 |
| MOBILE PHONE AND DATA | 5,543.48 |
| 740540 | 1,083.60 |
| TRAVEL EXPENSE | 1,083.60 |
| 740640 | 3,976.40 |
| CONTRACT SERVICES | 3,976.40 |
| 740660 | 1,783.32 |
| EQUIPMENT RENTAL | 1,783.32 |
| 790100 | (297.96) |
| REIMBURSEMENTS CLEARING | (297.96) |
| 6301 | 4,062,321.61 |
| SHERIFF PATROL EAST | 4,062,321.61 |
| 710110 | 2,813,360.94 |
| SALARY/REGULAR | 2,813,360.94 |
| 710130 | 25,920.61 |
| SALARY/OVERTIME | 25,920.61 |
| 710150 | 9,714.00 |
| SALARY/SPECIAL PAY | 9,714.00 |

| | |
|---|---|
| 720100 | 212,581.01 |
| SOCIAL SECURITY | 212,581.01 |
| 720110 | 575,457.77 |
| EMPLOYEE INSURANCE | 575,457.77 |
| 720120 | 349,571.28 |
| RETIREMENT | 349,571.28 |
| 720140 | 27,400.69 |
| STATE UNEMPLOYMENT TAX | 27,400.69 |
| 730100 | 4,467.65 |
| OFFICE SUPPLIES | 4,467.65 |
| 730130 | 190.87 |
| ESTRAY EXPENSE | 190.87 |
| 730240 | 4,339.92 |
| FUEL | 4,339.92 |
| 730270 | 3,034.94 |
| LAW ENFORCEMENT SPECIFIC SUPPLIES | 3,034.94 |
| 740512 | 33.70 |
| PROFESSIONAL SERVICES | 33.70 |
| 740530 | 22,739.01 |
| MOBILE PHONE AND DATA | 22,739.01 |
| 740580 | 2,373.06 |
| PRINTING | 2,373.06 |
| 740660 | 11,136.16 |
| EQUIPMENT RENTAL | 11,136.16 |
| 750400 | - |
| CAPITAL OUTLAY-FURNITURE FIXTURES AND EQUIPMENT | - |
| 6302 | 3,100,891.38 |
| SHERIFF PATROL WEST | 3,100,891.38 |
| 710110 | 2,142,192.34 |
| SALARY/REGULAR | 2,142,192.34 |
| 710130 | 37,165.25 |
| SALARY/OVERTIME | 37,165.25 |
| 720100 | 162,173.20 |
| SOCIAL SECURITY | 162,173.20 |
| 720110 | 413,516.87 |
| EMPLOYEE INSURANCE | 413,516.87 |
| 720120 | 267,407.27 |
| RETIREMENT | 267,407.27 |
| 720140 | 19,639.30 |
| STATE UNEMPLOYMENT TAX | 19,639.30 |
| 730100 | 1,270.20 |
| OFFICE SUPPLIES | 1,270.20 |
| 730130 | 2,048.68 |
| ESTRAY EXPENSE | 2,048.68 |
| 730240 | 5,603.16 |
| FUEL | 5,603.16 |
| 730270 | 8,793.17 |
| LAW ENFORCEMENT SPECIFIC SUPPLIES | 8,793.17 |
| 740512 | 740.00 |
| PROFESSIONAL SERVICES | 740.00 |
| 740530 | 17,656.00 |
| MOBILE PHONE AND DATA | 17,656.00 |
| 740580 | 824.22 |
| PRINTING | 824.22 |
| 740640 | 2,985.00 |

| | |
|---|---|
| CONTRACT SERVICES | 2,985.00 |
| 740660 | 11,671.80 |
| EQUIPMENT RENTAL | 11,671.80 |
| 750400 | 6,691.00 |
| CAPITAL OUTLAY-FURNITURE FIXTURES AND EQUIPMENT | 6,691.00 |
| 750600 | 513.92 |
| CAPITAL OUTLAY-VEHICLES | 513.92 |
| 6303 | 3,820,642.03 |
| SHERIFF PATROL SOUTH | 3,820,642.03 |
| 710110 | 2,430,747.13 |
| SALARY/REGULAR | 2,430,747.13 |
| 710130 | 301,381.22 |
| SALARY/OVERTIME | 301,381.22 |
| 710150 | 2,334.00 |
| SALARY/SPECIAL PAY | 2,334.00 |
| 720100 | 203,638.51 |
| SOCIAL SECURITY | 203,638.51 |
| 720110 | 491,600.19 |
| EMPLOYEE INSURANCE | 491,600.19 |
| 720120 | 335,518.99 |
| RETIREMENT | 335,518.99 |
| 720140 | 23,497.44 |
| STATE UNEMPLOYMENT TAX | 23,497.44 |
| 730100 | 1,328.38 |
| OFFICE SUPPLIES | 1,328.38 |
| 730270 | 228.00 |
| LAW ENFORCEMENT SPECIFIC SUPPLIES | 228.00 |
| 740512 | 38.29 |
| PROFESSIONAL SERVICES | 38.29 |
| 740530 | 19,858.49 |
| MOBILE PHONE AND DATA | 19,858.49 |
| 740580 | 6,147.85 |
| PRINTING | 6,147.85 |
| 740660 | 4,323.54 |
| EQUIPMENT RENTAL | 4,323.54 |
| 6401 | 1,659,633.53 |
| SHERIFF DISPATCH | 1,659,633.53 |
| 710110 | 1,064,602.33 |
| SALARY/REGULAR | 1,064,602.33 |
| 710130 | 48,766.04 |
| SALARY/OVERTIME | 48,766.04 |
| 720100 | 83,184.58 |
| SOCIAL SECURITY | 83,184.58 |
| 720110 | 278,231.30 |
| EMPLOYEE INSURANCE | 278,231.30 |
| 720120 | 136,609.79 |
| RETIREMENT | 136,609.79 |
| 720140 | 12,766.40 |
| STATE UNEMPLOYMENT TAX | 12,766.40 |
| 730100 | 21,815.47 |
| OFFICE SUPPLIES | 21,815.47 |
| 740110 | 9,495.00 |
| IT SOFTWARE MAINTENANCE | 9,495.00 |
| 740510 | 350.00 |
| PROFESSIONAL DEVELOPMENT | 350.00 |

| | |
|---|---|
| 740530 | 1,048.78 |
| MOBILE PHONE AND DATA | 1,048.78 |
| 740660 | 2,763.84 |
| EQUIPMENT RENTAL | 2,763.84 |
| 6402 | 887,414.55 |
| SHERIFF CRIME LAB | 887,414.55 |
| 710110 | 460,020.02 |
| SALARY/REGULAR | 460,020.02 |
| 710130 | 13,848.52 |
| SALARY/OVERTIME | 13,848.52 |
| 720100 | 35,377.30 |
| SOCIAL SECURITY | 35,377.30 |
| 720110 | 94,554.06 |
| EMPLOYEE INSURANCE | 94,554.06 |
| 720120 | 58,143.61 |
| RETIREMENT | 58,143.61 |
| 720140 | 4,313.73 |
| STATE UNEMPLOYMENT TAX | 4,313.73 |
| 730100 | 11,262.47 |
| OFFICE SUPPLIES | 11,262.47 |
| 730270 | 29,744.20 |
| LAW ENFORCEMENT SPECIFIC SUPPLIES | 29,744.20 |
| 730330 | 44.00 |
| IT SOFTWARE | 44.00 |
| 740110 | 80,787.43 |
| IT SOFTWARE MAINTENANCE | 80,787.43 |
| 740390 | 4,264.00 |
| FORENSIC SERVICES-RESTRICTED | 4,264.00 |
| 740510 | 975.00 |
| PROFESSIONAL DEVELOPMENT | 975.00 |
| 740512 | 11,925.57 |
| PROFESSIONAL SERVICES | 11,925.57 |
| 740530 | 2,531.85 |
| MOBILE PHONE AND DATA | 2,531.85 |
| 740540 | 825.26 |
| TRAVEL EXPENSE | 825.26 |
| 740660 | 3,682.56 |
| EQUIPMENT RENTAL | 3,682.56 |
| 750400 | 75,114.97 |
| CAPITAL OUTLAY-FURNITURE FIXTURES AND EQUIPMENT | 75,114.97 |
| 6403 | 1,199,158.30 |
| SHERIFF FLEET | 1,199,158.30 |
| 710110 | 153,124.52 |
| SALARY/REGULAR | 153,124.52 |
| 710130 | 2,854.67 |
| SALARY/OVERTIME | 2,854.67 |
| 720100 | 11,698.59 |
| SOCIAL SECURITY | 11,698.59 |
| 720110 | 36,971.75 |
| EMPLOYEE INSURANCE | 36,971.75 |
| 720120 | 19,138.62 |
| RETIREMENT | 19,138.62 |
| 720140 | 1,628.84 |
| STATE UNEMPLOYMENT TAX | 1,628.84 |
| 730100 | 410.45 |

| | |
|---|---|
| OFFICE SUPPLIES | 410.45 |
| 730220 | 7,364.00 |
| REPLACEMENTS | 7,364.00 |
| 730240 | 232,648.46 |
| FUEL | 232,648.46 |
| 730250 | 761.69 |
| SHOP SUPPLIES | 761.69 |
| 730260 | 148,175.99 |
| VEHICLE SUPPLIES | 148,175.99 |
| 740110 | 2,118.25 |
| IT SOFTWARE MAINTENANCE | 2,118.25 |
| 740140 | 28,339.17 |
| VEHICLE MAINTENANCE | 28,339.17 |
| 740510 | 124.00 |
| PROFESSIONAL DEVELOPMENT | 124.00 |
| 740512 | 10,172.64 |
| PROFESSIONAL SERVICES | 10,172.64 |
| 740530 | 635.09 |
| MOBILE PHONE AND DATA | 635.09 |
| 740640 | 2,530.20 |
| CONTRACT SERVICES | 2,530.20 |
| 740656 | 15,840.00 |
| RENT AND LEASES | 15,840.00 |
| 740660 | 874.44 |
| EQUIPMENT RENTAL | 874.44 |
| 750500 | 121,757.71 |
| CAPITAL OUTLAY-INTANGIBLES | 121,757.71 |
| 750600 | 402,131.90 |
| CAPITAL OUTLAY-VEHICLES | 402,131.90 |
| 790100 | (142.68) |
| REIMBURSEMENTS CLEARING | (142.68) |
| 6404 | 61,303.77 |
| WARRANTS | 61,303.77 |
| 710110 | 40,238.24 |
| SALARY/REGULAR | 40,238.24 |
| 710150 | 156.00 |
| SALARY/SPECIAL PAY | 156.00 |
| 720100 | 3,009.71 |
| SOCIAL SECURITY | 3,009.71 |
| 720110 | 12,588.50 |
| EMPLOYEE INSURANCE | 12,588.50 |
| 720120 | 4,916.76 |
| RETIREMENT | 4,916.76 |
| 720140 | 394.56 |
| STATE UNEMPLOYMENT TAX | 394.56 |
| 6405 | 812,844.62 |
| SHERIFF RADIO | 812,844.62 |
| 710110 | 142,474.39 |
| SALARY/REGULAR | 142,474.39 |
| 710130 | 1,967.40 |
| SALARY/OVERTIME | 1,967.40 |
| 720100 | 10,858.60 |
| SOCIAL SECURITY | 10,858.60 |
| 720110 | 26,394.98 |
| EMPLOYEE INSURANCE | 26,394.98 |

| | |
|---|---|
| 720120 | 17,722.92 |
| RETIREMENT | 17,722.92 |
| 720140 | 1,541.31 |
| STATE UNEMPLOYMENT TAX | 1,541.31 |
| 730100 | 373.16 |
| OFFICE SUPPLIES | 373.16 |
| 730220 | 380.69 |
| REPLACEMENTS | 380.69 |
| 730250 | 6,513.64 |
| SHOP SUPPLIES | 6,513.64 |
| 730270 | 233,280.00 |
| LAW ENFORCEMENT SPECIFIC SUPPLIES | 233,280.00 |
| 740504 | 5,400.00 |
| ONLINE SERVICES | 5,400.00 |
| 740512 | 1,075.00 |
| PROFESSIONAL SERVICES | 1,075.00 |
| 740530 | 1,375.99 |
| MOBILE PHONE AND DATA | 1,375.99 |
| 740640 | 38,532.20 |
| CONTRACT SERVICES | 38,532.20 |
| 740660 | 114,074.34 |
| EQUIPMENT RENTAL | 114,074.34 |
| 750400 | 210,880.00 |
| CAPITAL OUTLAY-FURNITURE FIXTURES AND EQUIPMENT | 210,880.00 |
| 6406 | 309,686.56 |
| SHERIFF RTCC | 309,686.56 |
| 710110 | 180,952.96 |
| SALARY/REGULAR | 180,952.96 |
| 710130 | 122.18 |
| SALARY/OVERTIME | 122.18 |
| 720100 | 13,389.31 |
| SOCIAL SECURITY | 13,389.31 |
| 720110 | 41,034.27 |
| EMPLOYEE INSURANCE | 41,034.27 |
| 720120 | 22,217.64 |
| RETIREMENT | 22,217.64 |
| 720140 | 1,844.38 |
| STATE UNEMPLOYMENT TAX | 1,844.38 |
| 730100 | 108.64 |
| OFFICE SUPPLIES | 108.64 |
| 730110 | 6.95 |
| POSTAGE | 6.95 |
| 740504 | 46,747.77 |
| ONLINE SERVICES | 46,747.77 |
| 740530 | 777.62 |
| MOBILE PHONE AND DATA | 777.62 |
| 740660 | 2,484.84 |
| EQUIPMENT RENTAL | 2,484.84 |
| 6407 | 592,372.80 |
| SHERIFF ACADEMY | 592,372.80 |
| 710110 | 242,884.78 |
| SALARY/REGULAR | 242,884.78 |
| 710130 | 6,110.18 |
| SALARY/OVERTIME | 6,110.18 |
| 720100 | 18,584.23 |

| | |
|---|---|
| SOCIAL SECURITY | 18,584.23 |
| 720110 | 47,883.47 |
| EMPLOYEE INSURANCE | 47,883.47 |
| 720120 | 30,551.76 |
| RETIREMENT | 30,551.76 |
| 720140 | 2,296.61 |
| STATE UNEMPLOYMENT TAX | 2,296.61 |
| 730100 | 3,204.42 |
| OFFICE SUPPLIES | 3,204.42 |
| 730270 | 18,274.87 |
| LAW ENFORCEMENT SPECIFIC SUPPLIES | 18,274.87 |
| 730310 | 60,957.08 |
| UNIFORMS | 60,957.08 |
| 740504 | 12,096.00 |
| ONLINE SERVICES | 12,096.00 |
| 740510 | 16,006.00 |
| PROFESSIONAL DEVELOPMENT | 16,006.00 |
| 740530 | 1,430.01 |
| MOBILE PHONE AND DATA | 1,430.01 |
| 740580 | 70.00 |
| PRINTING | 70.00 |
| 740660 | 9,222.18 |
| EQUIPMENT RENTAL | 9,222.18 |
| 740680 | 330.00 |
| MEMBERSHIP/ASSOCIATION DUES | 330.00 |
| 730101 | 291.91 |
| FOOD SUPPLIES | 291.91 |
| 730360 | 122,179.30 |
| ARMORY EXPENSE | 122,179.30 |
| 6408 | 453,424.10 |
| SHERIFF MAINTENANCE | 453,424.10 |
| 710110 | 187,602.95 |
| SALARY/REGULAR | 187,602.95 |
| 710130 | 2,197.43 |
| SALARY/OVERTIME | 2,197.43 |
| 720100 | 13,827.92 |
| SOCIAL SECURITY | 13,827.92 |
| 720110 | 46,098.15 |
| EMPLOYEE INSURANCE | 46,098.15 |
| 720120 | 23,288.38 |
| RETIREMENT | 23,288.38 |
| 720140 | 2,044.00 |
| STATE UNEMPLOYMENT TAX | 2,044.00 |
| 730100 | 1,012.07 |
| OFFICE SUPPLIES | 1,012.07 |
| 730200 | (585.00) |
| CRUSHED CONCRETE/REJECT | (585.00) |
| 730220 | 43,942.13 |
| REPLACEMENTS | 43,942.13 |
| 730250 | 4,254.05 |
| SHOP SUPPLIES | 4,254.05 |
| 730270 | - |
| LAW ENFORCEMENT SPECIFIC SUPPLIES | - |
| 740512 | 76,810.29 |
| PROFESSIONAL SERVICES | 76,810.29 |

| | |
|---|---|
| 740530 | 1,379.43 |
| MOBILE PHONE AND DATA | 1,379.43 |
| 740640 | 30,851.57 |
| CONTRACT SERVICES | 30,851.57 |
| 740660 | 4,170.36 |
| EQUIPMENT RENTAL | 4,170.36 |
| 740625 | 16,530.37 |
| REFUSE COLLECTION | 16,530.37 |
| 6500 | 489,672.43 |
| SHERIFF ADMINISTRATIVE | 489,672.43 |
| 710110 | 331,435.75 |
| SALARY/REGULAR | 331,435.75 |
| 710130 | 774.83 |
| SALARY/OVERTIME | 774.83 |
| 720100 | 24,994.42 |
| SOCIAL SECURITY | 24,994.42 |
| 720110 | 60,543.39 |
| EMPLOYEE INSURANCE | 60,543.39 |
| 720120 | 40,762.31 |
| RETIREMENT | 40,762.31 |
| 720140 | 2,883.24 |
| STATE UNEMPLOYMENT TAX | 2,883.24 |
| 730100 | 2,033.72 |
| OFFICE SUPPLIES | 2,033.72 |
| 730330 | - |
| IT SOFTWARE | - |
| 740420 | 1,909.45 |
| COURIER SERVICE | 1,909.45 |
| 740504 | 625.00 |
| ONLINE SERVICES | 625.00 |
| 740512 | 3,228.00 |
| PROFESSIONAL SERVICES | 3,228.00 |
| 740530 | 2,368.50 |
| MOBILE PHONE AND DATA | 2,368.50 |
| 740540 | 692.49 |
| TRAVEL EXPENSE | 692.49 |
| 740580 | 460.57 |
| PRINTING | 460.57 |
| 740660 | 11,228.76 |
| EQUIPMENT RENTAL | 11,228.76 |
| 740680 | 5,732.00 |
| MEMBERSHIP/ASSOCIATION DUES | 5,732.00 |
| 6501 | 226,805.89 |
| SHERIFF INTERNAL AFFAIRS | 226,805.89 |
| 710110 | 165,403.48 |
| SALARY/REGULAR | 165,403.48 |
| 720100 | 12,225.59 |
| SOCIAL SECURITY | 12,225.59 |
| 720110 | 21,887.38 |
| EMPLOYEE INSURANCE | 21,887.38 |
| 720120 | 20,295.02 |
| RETIREMENT | 20,295.02 |
| 720140 | 1,151.77 |
| STATE UNEMPLOYMENT TAX | 1,151.77 |
| 730100 | 654.97 |

| | |
|---|---|
| OFFICE SUPPLIES | 654.97 |
| 740510 | 276.61 |
| PROFESSIONAL DEVELOPMENT | 276.61 |
| 740512 | 366.60 |
| PROFESSIONAL SERVICES | 366.60 |
| 740530 | 804.35 |
| MOBILE PHONE AND DATA | 804.35 |
| 740540 | 1,817.48 |
| TRAVEL EXPENSE | 1,817.48 |
| 740660 | 1,922.64 |
| EQUIPMENT RENTAL | 1,922.64 |
| 6503 | 82,883.32 |
| SHERIFF IT | 82,883.32 |
| 710110 | 41,743.26 |
| SALARY/REGULAR | 41,743.26 |
| 710130 | 976.80 |
| SALARY/OVERTIME | 976.80 |
| 720100 | 3,119.88 |
| SOCIAL SECURITY | 3,119.88 |
| 720110 | 13,543.26 |
| EMPLOYEE INSURANCE | 13,543.26 |
| 720120 | 5,241.79 |
| RETIREMENT | 5,241.79 |
| 720140 | 848.91 |
| STATE UNEMPLOYMENT TAX | 848.91 |
| 730100 | 245.67 |
| OFFICE SUPPLIES | 245.67 |
| 730320 | 5,671.75 |
| IT HARDWARE | 5,671.75 |
| 740640 | 11,492.00 |
| CONTRACT SERVICES | 11,492.00 |
| 6504 | 199,421.27 |
| SHERIFF ALARMS | 199,421.27 |
| 710110 | 130,513.96 |
| SALARY/REGULAR | 130,513.96 |
| 710130 | 1,124.26 |
| SALARY/OVERTIME | 1,124.26 |
| 710150 | 120.00 |
| SALARY/SPECIAL PAY | 120.00 |
| 720100 | 9,515.43 |
| SOCIAL SECURITY | 9,515.43 |
| 720110 | 41,066.68 |
| EMPLOYEE INSURANCE | 41,066.68 |
| 720120 | 16,028.84 |
| RETIREMENT | 16,028.84 |
| 720130 | (1,124.26) |
| WORKERS COMPENSATION | (1,124.26) |
| 720140 | 2,176.36 |
| STATE UNEMPLOYMENT TAX | 2,176.36 |
| 6601 | 9,947,244.36 |
| SHERIFF JAIL | 9,947,244.36 |
| 710110 | 4,482,237.89 |
| SALARY/REGULAR | 4,482,237.89 |
| 710130 | 114,557.51 |
| SALARY/OVERTIME | 114,557.51 |

| | |
|---|---|
| 710150 | 5,364.00 |
| SALARY/SPECIAL PAY | 5,364.00 |
| 720100 | 342,897.43 |
| SOCIAL SECURITY | 342,897.43 |
| 720110 | 1,163,666.63 |
| EMPLOYEE INSURANCE | 1,163,666.63 |
| 720120 | 564,683.10 |
| RETIREMENT | 564,683.10 |
| 720140 | 51,361.33 |
| STATE UNEMPLOYMENT TAX | 51,361.33 |
| 730100 | 9,833.15 |
| OFFICE SUPPLIES | 9,833.15 |
| 730140 | 21,407.96 |
| JANITOR SUPPLIES | 21,407.96 |
| 730220 | 2,246.45 |
| REPLACEMENTS | 2,246.45 |
| 730270 | 25.96 |
| LAW ENFORCEMENT SPECIFIC SUPPLIES | 25.96 |
| 730390 | 273.56 |
| MEDICAL SUPPLIES | 273.56 |
| 740120 | 2,691,611.71 |
| MEDICAL SERVICES | 2,691,611.71 |
| 740510 | 3,025.00 |
| PROFESSIONAL DEVELOPMENT | 3,025.00 |
| 740530 | 6,353.55 |
| MOBILE PHONE AND DATA | 6,353.55 |
| 740560 | 7,454.77 |
| TRANSPORTATION | 7,454.77 |
| 740580 | 468.37 |
| PRINTING | 468.37 |
| 740626 | 47,268.14 |
| TELEPHONE-INMATE SERVICES | 47,268.14 |
| 740660 | 31,639.42 |
| EQUIPMENT RENTAL | 31,639.42 |
| 740694 | 405,198.49 |
| FOOD SERVICE | 405,198.49 |
| 790100 | (4,330.06) |
| REIMBURSEMENTS CLEARING | (4,330.06) |
| 7100 | 1,834,264.22 |
| CONSTABLE PRECINCT 1 | 1,834,264.22 |
| 710100 | 48,435.15 |
| SALARY/OFFICIAL-DEPARTMENT HEAD | 48,435.15 |
| 710110 | 1,159,733.07 |
| SALARY/REGULAR | 1,159,733.07 |
| 710130 | 23,578.73 |
| SALARY/OVERTIME | 23,578.73 |
| 710140 | 5,776.26 |
| SALARY/CELL PHONE ALLOWANCE | 5,776.26 |
| 710150 | 4,600.00 |
| SALARY/SPECIAL PAY | 4,600.00 |
| 720100 | 92,138.91 |
| SOCIAL SECURITY | 92,138.91 |
| 720110 | 207,792.66 |
| EMPLOYEE INSURANCE | 207,792.66 |
| 720120 | 152,408.62 |

| | |
|---|---|
| RETIREMENT | 152,408.62 |
| 720140 | 9,923.47 |
| STATE UNEMPLOYMENT TAX | 9,923.47 |
| 730100 | 3,456.75 |
| OFFICE SUPPLIES | 3,456.75 |
| 730230 | 6,618.44 |
| MARINE/AIR EXPENSE | 6,618.44 |
| 730240 | 25,127.27 |
| FUEL | 25,127.27 |
| 730260 | 2,465.66 |
| VEHICLE SUPPLIES | 2,465.66 |
| 730270 | 4,651.00 |
| LAW ENFORCEMENT SPECIFIC SUPPLIES | 4,651.00 |
| 730280 | 262.20 |
| CANINE EXPENSES | 262.20 |
| 730310 | 6,788.55 |
| UNIFORMS | 6,788.55 |
| 740140 | 20,828.62 |
| VEHICLE MAINTENANCE | 20,828.62 |
| 740504 | 278.90 |
| ONLINE SERVICES | 278.90 |
| 740510 | 976.57 |
| PROFESSIONAL DEVELOPMENT | 976.57 |
| 740512 | 14,584.15 |
| PROFESSIONAL SERVICES | 14,584.15 |
| 740530 | 7,795.65 |
| MOBILE PHONE AND DATA | 7,795.65 |
| 740540 | 1,400.09 |
| TRAVEL EXPENSE | 1,400.09 |
| 740580 | 665.70 |
| PRINTING | 665.70 |
| 740660 | 3,070.33 |
| EQUIPMENT RENTAL | 3,070.33 |
| 740680 | 305.00 |
| MEMBERSHIP/ASSOCIATION DUES | 305.00 |
| 750400 | 4,015.67 |
| CAPITAL OUTLAY-FURNITURE FIXTURES AND EQUIPMENT | 4,015.67 |
| 750600 | 25,981.30 |
| CAPITAL OUTLAY-VEHICLES | 25,981.30 |
| 730360 | 605.50 |
| ARMORY EXPENSE | 605.50 |
| 7200 | 738,511.04 |
| CONSTABLE PRECINCT 2 | 738,511.04 |
| 710100 | 48,435.15 |
| SALARY/OFFICIAL-DEPARTMENT HEAD | 48,435.15 |
| 710110 | 447,068.84 |
| SALARY/REGULAR | 447,068.84 |
| 710130 | 11,884.25 |
| SALARY/OVERTIME | 11,884.25 |
| 710150 | 552.00 |
| SALARY/SPECIAL PAY | 552.00 |
| 720100 | 37,605.68 |
| SOCIAL SECURITY | 37,605.68 |
| 720110 | 87,652.59 |
| EMPLOYEE INSURANCE | 87,652.59 |

| | |
|---|---|
| 720120 | 62,324.35 |
| RETIREMENT | 62,324.35 |
| 720140 | 3,809.27 |
| STATE UNEMPLOYMENT TAX | 3,809.27 |
| 730100 | 1,592.14 |
| OFFICE SUPPLIES | 1,592.14 |
| 730120 | 66.30 |
| BOOK SUPPLEMENTS | 66.30 |
| 730240 | 6,634.65 |
| FUEL | 6,634.65 |
| 730260 | 6,133.87 |
| VEHICLE SUPPLIES | 6,133.87 |
| 730262 | 891.78 |
| RADIO SUPPLIES | 891.78 |
| 730270 | 6,111.73 |
| LAW ENFORCEMENT SPECIFIC SUPPLIES | 6,111.73 |
| 730310 | 481.60 |
| UNIFORMS | 481.60 |
| 740140 | 3,966.16 |
| VEHICLE MAINTENANCE | 3,966.16 |
| 740420 | 21.63 |
| COURIER SERVICE | 21.63 |
| 740504 | 805.00 |
| ONLINE SERVICES | 805.00 |
| 740530 | 7,134.78 |
| MOBILE PHONE AND DATA | 7,134.78 |
| 740580 | 210.00 |
| PRINTING | 210.00 |
| 740640 | 4,303.99 |
| CONTRACT SERVICES | 4,303.99 |
| 740660 | 135.28 |
| EQUIPMENT RENTAL | 135.28 |
| 740680 | 690.00 |
| MEMBERSHIP/ASSOCIATION DUES | 690.00 |
| 750400 | - |
| CAPITAL OUTLAY-FURNITURE FIXTURES AND EQUIPMENT | - |
| 7300 | 2,143,333.81 |
| CONSTABLE PRECINCT 3 | 2,143,333.81 |
| 710100 | 48,435.15 |
| SALARY/OFFICIAL-DEPARTMENT HEAD | 48,435.15 |
| 710110 | 1,354,958.27 |
| SALARY/REGULAR | 1,354,958.27 |
| 710130 | 36,174.12 |
| SALARY/OVERTIME | 36,174.12 |
| 710150 | 7,728.00 |
| SALARY/SPECIAL PAY | 7,728.00 |
| 720100 | 107,886.06 |
| SOCIAL SECURITY | 107,886.06 |
| 720110 | 260,223.47 |
| EMPLOYEE INSURANCE | 260,223.47 |
| 720120 | 177,583.00 |
| RETIREMENT | 177,583.00 |
| 720140 | 12,444.43 |
| STATE UNEMPLOYMENT TAX | 12,444.43 |
| 730100 | 1,888.33 |

| | |
|---|---|
| OFFICE SUPPLIES | 1,888.33 |
| 730240 | 39,645.26 |
| FUEL | 39,645.26 |
| 730250 | 85.46 |
| SHOP SUPPLIES | 85.46 |
| 730260 | 3,777.22 |
| VEHICLE SUPPLIES | 3,777.22 |
| 730270 | 18,496.49 |
| LAW ENFORCEMENT SPECIFIC SUPPLIES | 18,496.49 |
| 730280 | 2,070.99 |
| CANINE EXPENSES | 2,070.99 |
| 730300 | 501.41 |
| COMMUNITY AWARENESS SUPPLIES | 501.41 |
| 730310 | 173.96 |
| UNIFORMS | 173.96 |
| 730320 | 2,101.55 |
| IT HARDWARE | 2,101.55 |
| 730330 | 5,078.55 |
| IT SOFTWARE | 5,078.55 |
| 740140 | 20,757.65 |
| VEHICLE MAINTENANCE | 20,757.65 |
| 740420 | 83.06 |
| COURIER SERVICE | 83.06 |
| 740504 | 495.00 |
| ONLINE SERVICES | 495.00 |
| 740510 | 4,082.50 |
| PROFESSIONAL DEVELOPMENT | 4,082.50 |
| 740530 | 14,737.56 |
| MOBILE PHONE AND DATA | 14,737.56 |
| 740540 | 2,793.17 |
| TRAVEL EXPENSE | 2,793.17 |
| 740580 | 714.89 |
| PRINTING | 714.89 |
| 740660 | 4,711.29 |
| EQUIPMENT RENTAL | 4,711.29 |
| 740680 | 921.00 |
| MEMBERSHIP/ASSOCIATION DUES | 921.00 |
| 750400 | 15,115.40 |
| CAPITAL OUTLAY-FURNITURE FIXTURES AND EQUIPMENT | 15,115.40 |
| 790100 | (329.43) |
| REIMBURSEMENTS CLEARING | (329.43) |
| 7400 | 1,600,095.86 |
| CONSTABLE PRECINCT 4 | 1,600,095.86 |
| 710100 | 48,435.15 |
| SALARY/OFFICIAL-DEPARTMENT HEAD | 48,435.15 |
| 710110 | 969,694.20 |
| SALARY/REGULAR | 969,694.20 |
| 710130 | 29,513.95 |
| SALARY/OVERTIME | 29,513.95 |
| 710140 | 1,188.82 |
| SALARY/CELL PHONE ALLOWANCE | 1,188.82 |
| 710150 | 8,004.00 |
| SALARY/SPECIAL PAY | 8,004.00 |
| 720100 | 78,324.25 |
| SOCIAL SECURITY | 78,324.25 |

| | |
|---|---|
| 720110 | 187,943.79 |
| EMPLOYEE INSURANCE | 187,943.79 |
| 720120 | 129,674.87 |
| RETIREMENT | 129,674.87 |
| 720140 | 8,663.80 |
| STATE UNEMPLOYMENT TAX | 8,663.80 |
| 730140 | 18.64 |
| JANITOR SUPPLIES | 18.64 |
| 730220 | 1,041.14 |
| REPLACEMENTS | 1,041.14 |
| 730230 | 5,938.29 |
| MARINE/AIR EXPENSE | 5,938.29 |
| 730240 | 31,066.68 |
| FUEL | 31,066.68 |
| 730270 | 33,796.76 |
| LAW ENFORCEMENT SPECIFIC SUPPLIES | 33,796.76 |
| 730280 | 2,086.99 |
| CANINE EXPENSES | 2,086.99 |
| 730310 | 13,134.88 |
| UNIFORMS | 13,134.88 |
| 740140 | 14,908.79 |
| VEHICLE MAINTENANCE | 14,908.79 |
| 740510 | 6,611.00 |
| PROFESSIONAL DEVELOPMENT | 6,611.00 |
| 740530 | 11,503.25 |
| MOBILE PHONE AND DATA | 11,503.25 |
| 740580 | 516.06 |
| PRINTING | 516.06 |
| 740660 | 10,034.55 |
| EQUIPMENT RENTAL | 10,034.55 |
| 750400 | 7,996.00 |
| CAPITAL OUTLAY-FURNITURE FIXTURES AND EQUIPMENT | 7,996.00 |
| 7500 | 1,554,812.18 |
| CONSTABLE PRECINCT 5 | 1,554,812.18 |
| 710100 | 48,435.15 |
| SALARY/OFFICIAL-DEPARTMENT HEAD | 48,435.15 |
| 710110 | 1,014,556.45 |
| SALARY/REGULAR | 1,014,556.45 |
| 710130 | 1,758.13 |
| SALARY/OVERTIME | 1,758.13 |
| 710140 | 3,396.64 |
| SALARY/CELL PHONE ALLOWANCE | 3,396.64 |
| 710150 | 6,802.00 |
| SALARY/SPECIAL PAY | 6,802.00 |
| 720100 | 79,804.64 |
| SOCIAL SECURITY | 79,804.64 |
| 720110 | 197,595.35 |
| EMPLOYEE INSURANCE | 197,595.35 |
| 720120 | 131,896.19 |
| RETIREMENT | 131,896.19 |
| 720140 | 9,227.89 |
| STATE UNEMPLOYMENT TAX | 9,227.89 |
| 730100 | 477.29 |
| OFFICE SUPPLIES | 477.29 |
| 730240 | 10,014.07 |

| | |
|---|---|
| FUEL | 10,014.07 |
| 730250 | 937.48 |
| SHOP SUPPLIES | 937.48 |
| 730270 | 14,481.74 |
| LAW ENFORCEMENT SPECIFIC SUPPLIES | 14,481.74 |
| 730310 | 2,298.86 |
| UNIFORMS | 2,298.86 |
| 740140 | 7,640.85 |
| VEHICLE MAINTENANCE | 7,640.85 |
| 740510 | 2,668.41 |
| PROFESSIONAL DEVELOPMENT | 2,668.41 |
| 740512 | 1,984.28 |
| PROFESSIONAL SERVICES | 1,984.28 |
| 740530 | 10,141.61 |
| MOBILE PHONE AND DATA | 10,141.61 |
| 740540 | 3,764.68 |
| TRAVEL EXPENSE | 3,764.68 |
| 740580 | 333.32 |
| PRINTING | 333.32 |
| 740660 | 6,547.15 |
| EQUIPMENT RENTAL | 6,547.15 |
| 740680 | 50.00 |
| MEMBERSHIP/ASSOCIATION DUES | 50.00 |
| 760400 | - |
| DEPRECIATION EQUIPMENT | - |
| 8100 | 204,545.48 |
| COURT OPERATIONS | 204,545.48 |
| 710110 | 7,762.47 |
| SALARY/REGULAR | 7,762.47 |
| 710130 | 3,298.00 |
| SALARY/OVERTIME | 3,298.00 |
| 720100 | 835.79 |
| SOCIAL SECURITY | 835.79 |
| 720110 | 742.69 |
| EMPLOYEE INSURANCE | 742.69 |
| 720120 | 404.68 |
| RETIREMENT | 404.68 |
| 720140 | 145.58 |
| STATE UNEMPLOYMENT TAX | 145.58 |
| 740170 | 33,930.00 |
| PETIT JURORS | 33,930.00 |
| 740270 | 350.00 |
| APPOINTED ATTORNEY | 350.00 |
| 740512 | 120.00 |
| PROFESSIONAL SERVICES | 120.00 |
| 740524 | 86,921.85 |
| PROFESSIONAL SERVICES-INTERPRETER | 86,921.85 |
| 740540 | 264.50 |
| TRAVEL EXPENSE | 264.50 |
| 740580 | 990.00 |
| PRINTING | 990.00 |
| 740640 | 11,461.55 |
| CONTRACT SERVICES | 11,461.55 |
| 740690 | 55,342.50 |
| COURT COST | 55,342.50 |

| | |
|---|---|
| 740694 | 1,975.87 |
| FOOD SERVICE | 1,975.87 |
| 740964 | - |
| PREFERRED PROVIDER ORGANIZATION FEES | - |
| 8101 | 1,936,612.89 |
| INDIGENT DEFENSE- CRIMINAL | 1,936,612.89 |
| 740270 | 1,715,539.94 |
| APPOINTED ATTORNEY | 1,715,539.94 |
| 740290 | 949.82 |
| OTHER LITIGATION-APPOINTED ATTORNEY | 949.82 |
| 740310 | 855.00 |
| APPOINTED ATTORNEY-CIVIL | 855.00 |
| 740370 | 67,279.14 |
| APPOINTED ATTORNEY-JUVENILE | 67,279.14 |
| 740460 | 50,492.51 |
| INVESTIGATOR | 50,492.51 |
| 740470 | 86,879.25 |
| EXPERT WITNESS | 86,879.25 |
| 740484 | 12,890.23 |
| COURT REPORTER TRANSCRIPT | 12,890.23 |
| 740512 | 1,377.00 |
| PROFESSIONAL SERVICES | 1,377.00 |
| 740524 | 350.00 |
| PROFESSIONAL SERVICES-INTERPRETER | 350.00 |
| 8102 | 538,740.94 |
| INDIGENT DEFENSE- CIVIL | 538,740.94 |
| 740230 | 129.00 |
| LITIGATION EXPENSES | 129.00 |
| 740270 | 53,301.62 |
| APPOINTED ATTORNEY | 53,301.62 |
| 740290 | 2.06 |
| OTHER LITIGATION-APPOINTED ATTORNEY | 2.06 |
| 740310 | 484,914.83 |
| APPOINTED ATTORNEY-CIVIL | 484,914.83 |
| 740540 | 393.43 |
| TRAVEL EXPENSE | 393.43 |
| 8103 | 417,550.41 |
| OFFICE OF COURT ADMIN | 417,550.41 |
| 710100 | 44,100.57 |
| SALARY/OFFICIAL-DEPARTMENT HEAD | 44,100.57 |
| 710110 | 237,960.49 |
| SALARY/REGULAR | 237,960.49 |
| 710130 | 15,755.00 |
| SALARY/OVERTIME | 15,755.00 |
| 720100 | 20,577.72 |
| SOCIAL SECURITY | 20,577.72 |
| 720110 | 52,443.18 |
| EMPLOYEE INSURANCE | 52,443.18 |
| 720120 | 36,542.06 |
| RETIREMENT | 36,542.06 |
| 720140 | 2,279.52 |
| STATE UNEMPLOYMENT TAX | 2,279.52 |
| 730100 | 3,337.98 |
| OFFICE SUPPLIES | 3,337.98 |
| 730310 | 919.73 |

| | |
|---|---|
| UNIFORMS | 919.73 |
| 740530 | 1,032.58 |
| MOBILE PHONE AND DATA | 1,032.58 |
| 740570 | 99.50 |
| ADVERTISING | 99.50 |
| 740580 | 170.00 |
| PRINTING | 170.00 |
| 740660 | 2,332.08 |
| EQUIPMENT RENTAL | 2,332.08 |
| 8210 | 200,010.27 |
| COUNTY COURT AT LAW 1 | 200,010.27 |
| 710100 | 67,723.13 |
| SALARY/OFFICIAL-DEPARTMENT HEAD | 67,723.13 |
| 710110 | 83,539.00 |
| SALARY/REGULAR | 83,539.00 |
| 720100 | 7,992.59 |
| SOCIAL SECURITY | 7,992.59 |
| 720110 | 18,102.10 |
| EMPLOYEE INSURANCE | 18,102.10 |
| 720120 | 18,559.75 |
| RETIREMENT | 18,559.75 |
| 720140 | 641.56 |
| STATE UNEMPLOYMENT TAX | 641.56 |
| 730100 | 154.38 |
| OFFICE SUPPLIES | 154.38 |
| 740530 | 37.99 |
| MOBILE PHONE AND DATA | 37.99 |
| 740580 | 67.08 |
| PRINTING | 67.08 |
| 740640 | 497.13 |
| CONTRACT SERVICES | 497.13 |
| 740660 | 2,695.56 |
| EQUIPMENT RENTAL | 2,695.56 |
| 8220 | 316,202.22 |
| COUNTY COURT AT LAW 2 | 316,202.22 |
| 710100 | 65,461.50 |
| SALARY/OFFICIAL-DEPARTMENT HEAD | 65,461.50 |
| 710110 | 171,438.08 |
| SALARY/REGULAR | 171,438.08 |
| 720100 | 14,973.95 |
| SOCIAL SECURITY | 14,973.95 |
| 720110 | 33,511.76 |
| EMPLOYEE INSURANCE | 33,511.76 |
| 720120 | 29,067.46 |
| RETIREMENT | 29,067.46 |
| 720140 | 1,448.65 |
| STATE UNEMPLOYMENT TAX | 1,448.65 |
| 730100 | 300.82 |
| OFFICE SUPPLIES | 300.82 |
| 8230 | 309,255.69 |
| COUNTY COURT AT LAW 3 | 309,255.69 |
| 710100 | 67,723.13 |
| SALARY/OFFICIAL-DEPARTMENT HEAD | 67,723.13 |
| 710110 | 166,200.54 |
| SALARY/REGULAR | 166,200.54 |

| | |
|---|---|
| 720100 | 13,853.96 |
| SOCIAL SECURITY | 13,853.96 |
| 720110 | 27,221.40 |
| EMPLOYEE INSURANCE | 27,221.40 |
| 720120 | 28,702.39 |
| RETIREMENT | 28,702.39 |
| 720140 | 1,080.56 |
| STATE UNEMPLOYMENT TAX | 1,080.56 |
| 730100 | 539.43 |
| OFFICE SUPPLIES | 539.43 |
| 740530 | 151.96 |
| MOBILE PHONE AND DATA | 151.96 |
| 740640 | 15.00 |
| CONTRACT SERVICES | 15.00 |
| 740660 | 3,772.32 |
| EQUIPMENT RENTAL | 3,772.32 |
| 790100 | (5.00) |
| REIMBURSEMENTS CLEARING | (5.00) |
| 8240 | 200,960.61 |
| COUNTY COURT AT LAW 4 | 200,960.61 |
| 710100 | 67,723.13 |
| SALARY/OFFICIAL-DEPARTMENT HEAD | 67,723.13 |
| 710110 | 84,314.15 |
| SALARY/REGULAR | 84,314.15 |
| 710130 | 9.18 |
| SALARY/OVERTIME | 9.18 |
| 720100 | 8,114.66 |
| SOCIAL SECURITY | 8,114.66 |
| 720110 | 17,574.18 |
| EMPLOYEE INSURANCE | 17,574.18 |
| 720120 | 18,656.03 |
| RETIREMENT | 18,656.03 |
| 720140 | 629.96 |
| STATE UNEMPLOYMENT TAX | 629.96 |
| 740510 | 65.00 |
| PROFESSIONAL DEVELOPMENT | 65.00 |
| 740640 | 1,101.36 |
| CONTRACT SERVICES | 1,101.36 |
| 740660 | 2,919.48 |
| EQUIPMENT RENTAL | 2,919.48 |
| 790100 | (150.00) |
| REIMBURSEMENTS CLEARING | (150.00) |
| 740260 | 3.48 |
| INTEREST ON CREDIT CARDS | 3.48 |
| 8250 | 184,694.53 |
| COUNTY COURT AT LAW 5 | 184,694.53 |
| 710100 | 67,723.13 |
| SALARY/OFFICIAL-DEPARTMENT HEAD | 67,723.13 |
| 710110 | 72,789.74 |
| SALARY/REGULAR | 72,789.74 |
| 720100 | 7,822.23 |
| SOCIAL SECURITY | 7,822.23 |
| 720110 | 18,102.10 |
| EMPLOYEE INSURANCE | 18,102.10 |
| 720120 | 17,240.84 |

| | |
|---|---|
| RETIREMENT | 17,240.84 |
| 720140 | 639.45 |
| STATE UNEMPLOYMENT TAX | 639.45 |
| 730100 | 151.02 |
| OFFICE SUPPLIES | 151.02 |
| 740640 | 226.02 |
| CONTRACT SERVICES | 226.02 |
| 8310 | 123,968.47 |
| 9TH DISTRICT COURT | 123,968.47 |
| 710100 | 5,416.65 |
| SALARY/OFFICIAL-DEPARTMENT HEAD | 5,416.65 |
| 710110 | 78,959.83 |
| SALARY/REGULAR | 78,959.83 |
| 710140 | 339.66 |
| SALARY/CELL PHONE ALLOWANCE | 339.66 |
| 720100 | 6,274.64 |
| SOCIAL SECURITY | 6,274.64 |
| 720110 | 17,334.83 |
| EMPLOYEE INSURANCE | 17,334.83 |
| 720120 | 10,288.28 |
| RETIREMENT | 10,288.28 |
| 720140 | 652.89 |
| STATE UNEMPLOYMENT TAX | 652.89 |
| 730100 | 164.97 |
| OFFICE SUPPLIES | 164.97 |
| 740640 | - |
| CONTRACT SERVICES | - |
| 740660 | 4,536.72 |
| EQUIPMENT RENTAL | 4,536.72 |
| 8320 | 128,984.32 |
| 221ST DISTRICT COURT | 128,984.32 |
| 710100 | 5,416.65 |
| SALARY/OFFICIAL-DEPARTMENT HEAD | 5,416.65 |
| 710110 | 82,154.16 |
| SALARY/REGULAR | 82,154.16 |
| 720100 | 6,536.12 |
| SOCIAL SECURITY | 6,536.12 |
| 720110 | 17,334.83 |
| EMPLOYEE INSURANCE | 17,334.83 |
| 720120 | 10,638.61 |
| RETIREMENT | 10,638.61 |
| 720140 | 655.09 |
| STATE UNEMPLOYMENT TAX | 655.09 |
| 730100 | 519.37 |
| OFFICE SUPPLIES | 519.37 |
| 740540 | 356.35 |
| TRAVEL EXPENSE | 356.35 |
| 740640 | 5,255.20 |
| CONTRACT SERVICES | 5,255.20 |
| 740694 | 117.94 |
| FOOD SERVICE | 117.94 |
| 8330 | 200,048.89 |
| 284TH DISTRICT COURT | 200,048.89 |
| 710100 | 5,416.65 |
| SALARY/OFFICIAL-DEPARTMENT HEAD | 5,416.65 |

| | |
|---|---|
| 710110 | 130,587.17 |
| SALARY/REGULAR | 130,587.17 |
| 720100 | 12,172.39 |
| SOCIAL SECURITY | 12,172.39 |
| 720110 | 26,971.72 |
| EMPLOYEE INSURANCE | 26,971.72 |
| 720120 | 19,901.56 |
| RETIREMENT | 19,901.56 |
| 720140 | 1,089.85 |
| STATE UNEMPLOYMENT TAX | 1,089.85 |
| 730100 | 975.91 |
| OFFICE SUPPLIES | 975.91 |
| 740510 | 150.00 |
| PROFESSIONAL DEVELOPMENT | 150.00 |
| 740640 | 2,783.64 |
| CONTRACT SERVICES | 2,783.64 |
| 8340 | 142,252.79 |
| 359TH DISTRICT COURT | 142,252.79 |
| 710100 | 5,416.65 |
| SALARY/OFFICIAL-DEPARTMENT HEAD | 5,416.65 |
| 710110 | 93,354.22 |
| SALARY/REGULAR | 93,354.22 |
| 720100 | 7,282.26 |
| SOCIAL SECURITY | 7,282.26 |
| 720110 | 17,335.76 |
| EMPLOYEE INSURANCE | 17,335.76 |
| 720120 | 12,012.88 |
| RETIREMENT | 12,012.88 |
| 720140 | 774.70 |
| STATE UNEMPLOYMENT TAX | 774.70 |
| 740510 | 65.00 |
| PROFESSIONAL DEVELOPMENT | 65.00 |
| 740530 | 385.91 |
| MOBILE PHONE AND DATA | 385.91 |
| 740640 | 570.60 |
| CONTRACT SERVICES | 570.60 |
| 740656 | 4,845.72 |
| RENT AND LEASES | 4,845.72 |
| 740660 | 57.91 |
| EQUIPMENT RENTAL | 57.91 |
| 740680 | 150.00 |
| MEMBERSHIP/ASSOCIATION DUES | 150.00 |
| 740260 | 1.18 |
| INTEREST ON CREDIT CARDS | 1.18 |
| 8350 | 232,491.57 |
| 410th DISTRICT COURT | 232,491.57 |
| 710100 | 5,416.65 |
| SALARY/OFFICIAL-DEPARTMENT HEAD | 5,416.65 |
| 710110 | 159,456.70 |
| SALARY/REGULAR | 159,456.70 |
| 720100 | 12,179.13 |
| SOCIAL SECURITY | 12,179.13 |
| 720110 | 26,454.13 |
| EMPLOYEE INSURANCE | 26,454.13 |
| 720120 | 20,123.63 |

| | |
|---|---|
| RETIREMENT | 20,123.63 |
| 720140 | 1,070.13 |
| STATE UNEMPLOYMENT TAX | 1,070.13 |
| 730100 | 4,904.38 |
| OFFICE SUPPLIES | 4,904.38 |
| 740656 | 2,874.88 |
| RENT AND LEASES | 2,874.88 |
| 740660 | 11.94 |
| EQUIPMENT RENTAL | 11.94 |
| 8360 | 236,427.13 |
| 418TH DISTRICT COURT | 236,427.13 |
| 710100 | 5,416.65 |
| SALARY/OFFICIAL-DEPARTMENT HEAD | 5,416.65 |
| 710110 | 161,334.14 |
| SALARY/REGULAR | 161,334.14 |
| 720100 | 12,420.32 |
| SOCIAL SECURITY | 12,420.32 |
| 720110 | 27,469.50 |
| EMPLOYEE INSURANCE | 27,469.50 |
| 720120 | 20,354.00 |
| RETIREMENT | 20,354.00 |
| 720140 | 1,064.80 |
| STATE UNEMPLOYMENT TAX | 1,064.80 |
| 730100 | 6,742.09 |
| OFFICE SUPPLIES | 6,742.09 |
| 740530 | 51.80 |
| MOBILE PHONE AND DATA | 51.80 |
| 740656 | 1,357.48 |
| RENT AND LEASES | 1,357.48 |
| 740680 | 28.40 |
| MEMBERSHIP/ASSOCIATION DUES | 28.40 |
| 740694 | 120.14 |
| FOOD SERVICE | 120.14 |
| 730101 | 67.81 |
| FOOD SUPPLIES | 67.81 |
| 8370 | 125,413.84 |
| 435TH DISTRICT COURT | 125,413.84 |
| 710100 | 5,416.65 |
| SALARY/OFFICIAL-DEPARTMENT HEAD | 5,416.65 |
| 710110 | 81,862.53 |
| SALARY/REGULAR | 81,862.53 |
| 720100 | 6,468.07 |
| SOCIAL SECURITY | 6,468.07 |
| 720110 | 14,301.91 |
| EMPLOYEE INSURANCE | 14,301.91 |
| 720120 | 10,602.80 |
| RETIREMENT | 10,602.80 |
| 720140 | 756.97 |
| STATE UNEMPLOYMENT TAX | 756.97 |
| 730100 | 39.74 |
| OFFICE SUPPLIES | 39.74 |
| 740530 | 113.97 |
| MOBILE PHONE AND DATA | 113.97 |
| 740640 | 750.00 |
| CONTRACT SERVICES | 750.00 |

| | |
|---|---|
| 740656 | 5,101.20 |
| RENT AND LEASES | 5,101.20 |
| 8401 | 139,390.98 |
| DRUG COURT | 139,390.98 |
| 710100 | 26,819.39 |
| SALARY/OFFICIAL-DEPARTMENT HEAD | 26,819.39 |
| 710110 | 35,718.08 |
| SALARY/REGULAR | 35,718.08 |
| 720100 | 4,631.71 |
| SOCIAL SECURITY | 4,631.71 |
| 720110 | 13,678.95 |
| EMPLOYEE INSURANCE | 13,678.95 |
| 720120 | 7,673.35 |
| RETIREMENT | 7,673.35 |
| 720140 | 622.52 |
| STATE UNEMPLOYMENT TAX | 622.52 |
| 730100 | 3,588.49 |
| OFFICE SUPPLIES | 3,588.49 |
| 740110 | 480.00 |
| IT SOFTWARE MAINTENANCE | 480.00 |
| 740512 | 30,397.00 |
| PROFESSIONAL SERVICES | 30,397.00 |
| 740516 | 15,779.50 |
| PROFESSIONAL SERVICES-URINALYSIS | 15,779.50 |
| 740660 | 1.99 |
| EQUIPMENT RENTAL | 1.99 |
| 8402 | 97,691.41 |
| DRUG COURT-DWI COURT | 97,691.41 |
| 710110 | 17,870.08 |
| SALARY/REGULAR | 17,870.08 |
| 720100 | 1,360.47 |
| SOCIAL SECURITY | 1,360.47 |
| 720110 | 4,559.65 |
| EMPLOYEE INSURANCE | 4,559.65 |
| 720120 | 2,192.64 |
| RETIREMENT | 2,192.64 |
| 720140 | 197.16 |
| STATE UNEMPLOYMENT TAX | 197.16 |
| 730100 | 148.39 |
| OFFICE SUPPLIES | 148.39 |
| 740512 | 41,141.00 |
| PROFESSIONAL SERVICES | 41,141.00 |
| 740516 | 28,986.26 |
| PROFESSIONAL SERVICES-URINALYSIS | 28,986.26 |
| 740660 | 1,235.76 |
| EQUIPMENT RENTAL | 1,235.76 |
| 8403 | 107,334.07 |
| MENTAL HEALTH COURT SERVICE | 107,334.07 |
| 710110 | 70,992.96 |
| SALARY/REGULAR | 70,992.96 |
| 720100 | 5,192.91 |
| SOCIAL SECURITY | 5,192.91 |
| 720110 | 16,428.94 |
| EMPLOYEE INSURANCE | 16,428.94 |
| 720120 | 8,710.82 |

| | |
|---|---|
| RETIREMENT | 8,710.82 |
| 720140 | 759.96 |
| STATE UNEMPLOYMENT TAX | 759.96 |
| 730100 | 81.31 |
| OFFICE SUPPLIES | 81.31 |
| 730330 | 89.94 |
| IT SOFTWARE | 89.94 |
| 740540 | 1,215.14 |
| TRAVEL EXPENSE | 1,215.14 |
| 740660 | 3,862.09 |
| EQUIPMENT RENTAL | 3,862.09 |
| 8510 | 304,160.81 |
| JUSTICE OF PEACE PRECINCT 1 | 304,160.81 |
| 710100 | 47,161.87 |
| SALARY/OFFICIAL-DEPARTMENT HEAD | 47,161.87 |
| 710110 | 164,492.71 |
| SALARY/REGULAR | 164,492.71 |
| 720100 | 15,742.88 |
| SOCIAL SECURITY | 15,742.88 |
| 720110 | 36,477.20 |
| EMPLOYEE INSURANCE | 36,477.20 |
| 720120 | 25,970.05 |
| RETIREMENT | 25,970.05 |
| 720140 | 2,054.51 |
| STATE UNEMPLOYMENT TAX | 2,054.51 |
| 730100 | 1,987.66 |
| OFFICE SUPPLIES | 1,987.66 |
| 740140 | 496.77 |
| VEHICLE MAINTENANCE | 496.77 |
| 740512 | 2,994.48 |
| PROFESSIONAL SERVICES | 2,994.48 |
| 740540 | 102.08 |
| TRAVEL EXPENSE | 102.08 |
| 740580 | 520.00 |
| PRINTING | 520.00 |
| 740640 | - |
| CONTRACT SERVICES | - |
| 740660 | 6,030.60 |
| EQUIPMENT RENTAL | 6,030.60 |
| 740680 | 130.00 |
| MEMBERSHIP/ASSOCIATION DUES | 130.00 |
| 8520 | 215,163.33 |
| JUSTICE OF PEACE PRECINCT 2 | 215,163.33 |
| 710100 | 47,161.87 |
| SALARY/OFFICIAL-DEPARTMENT HEAD | 47,161.87 |
| 710110 | 91,668.15 |
| SALARY/REGULAR | 91,668.15 |
| 720100 | 10,364.49 |
| SOCIAL SECURITY | 10,364.49 |
| 720110 | 26,833.85 |
| EMPLOYEE INSURANCE | 26,833.85 |
| 720120 | 17,034.59 |
| RETIREMENT | 17,034.59 |
| 720140 | 1,061.12 |
| STATE UNEMPLOYMENT TAX | 1,061.12 |

| | |
|---|---|
| 730100 | 1,407.10 |
| OFFICE SUPPLIES | 1,407.10 |
| 740510 | 50.00 |
| PROFESSIONAL DEVELOPMENT | 50.00 |
| 740530 | 532.80 |
| MOBILE PHONE AND DATA | 532.80 |
| 740560 | 425.00 |
| TRANSPORTATION | 425.00 |
| 740640 | 75.47 |
| CONTRACT SERVICES | 75.47 |
| 740644 | 15,460.91 |
| COLLECTION SERVICES | 15,460.91 |
| 740656 | 3,083.64 |
| RENT AND LEASES | 3,083.64 |
| 740660 | 3.98 |
| EQUIPMENT RENTAL | 3.98 |
| 740740 | 0.36 |
| BANK SERVICE CHARGES | 0.36 |
| 8530 | 450,684.71 |
| JUSTICE OF PEACE PRECINCT 3 | 450,684.71 |
| 710100 | 47,161.87 |
| SALARY/OFFICIAL-DEPARTMENT HEAD | 47,161.87 |
| 710110 | 249,915.27 |
| SALARY/REGULAR | 249,915.27 |
| 710120 | - |
| SALARY/OTHER | - |
| 710130 | 8,853.74 |
| SALARY/OVERTIME | 8,853.74 |
| 710140 | 169.83 |
| SALARY/CELL PHONE ALLOWANCE | 169.83 |
| 720100 | 22,692.03 |
| SOCIAL SECURITY | 22,692.03 |
| 720110 | 72,173.80 |
| EMPLOYEE INSURANCE | 72,173.80 |
| 720120 | 37,646.82 |
| RETIREMENT | 37,646.82 |
| 720140 | 3,140.46 |
| STATE UNEMPLOYMENT TAX | 3,140.46 |
| 730100 | 1,323.45 |
| OFFICE SUPPLIES | 1,323.45 |
| 740140 | 149.04 |
| VEHICLE MAINTENANCE | 149.04 |
| 740510 | 850.00 |
| PROFESSIONAL DEVELOPMENT | 850.00 |
| 740512 | 120.00 |
| PROFESSIONAL SERVICES | 120.00 |
| 740540 | 40.00 |
| TRAVEL EXPENSE | 40.00 |
| 740580 | 741.00 |
| PRINTING | 741.00 |
| 740660 | 5,707.40 |
| EQUIPMENT RENTAL | 5,707.40 |
| 8540 | 345,921.05 |
| JUSTICE OF PEACE PRECINCT 4 | 345,921.05 |
| 710100 | 47,161.87 |

| | |
|---|---|
| SALARY/OFFICIAL-DEPARTMENT HEAD | 47,161.87 |
| 710110 | 171,864.71 |
| SALARY/REGULAR | 171,864.71 |
| 710140 | - |
| SALARY/CELL PHONE ALLOWANCE | - |
| 720100 | 16,233.28 |
| SOCIAL SECURITY | 16,233.28 |
| 720110 | 53,158.74 |
| EMPLOYEE INSURANCE | 53,158.74 |
| 720120 | 26,874.51 |
| RETIREMENT | 26,874.51 |
| 720140 | 2,157.94 |
| STATE UNEMPLOYMENT TAX | 2,157.94 |
| 730100 | 1,054.08 |
| OFFICE SUPPLIES | 1,054.08 |
| 740510 | 100.00 |
| PROFESSIONAL DEVELOPMENT | 100.00 |
| 740530 | 252.60 |
| MOBILE PHONE AND DATA | 252.60 |
| 740560 | 1,170.00 |
| TRANSPORTATION | 1,170.00 |
| 740580 | 235.00 |
| PRINTING | 235.00 |
| 740640 | 361.45 |
| CONTRACT SERVICES | 361.45 |
| 740644 | 20,174.11 |
| COLLECTION SERVICES | 20,174.11 |
| 740660 | 5,087.76 |
| EQUIPMENT RENTAL | 5,087.76 |
| 740680 | 35.00 |
| MEMBERSHIP/ASSOCIATION DUES | 35.00 |
| 8550 | 223,842.43 |
| JUSTICE OF PEACE PRECINCT 5 | 223,842.43 |
| 710100 | 47,161.87 |
| SALARY/OFFICIAL-DEPARTMENT HEAD | 47,161.87 |
| 710110 | 94,660.96 |
| SALARY/REGULAR | 94,660.96 |
| 720100 | 10,336.56 |
| SOCIAL SECURITY | 10,336.56 |
| 720110 | 27,357.90 |
| EMPLOYEE INSURANCE | 27,357.90 |
| 720120 | 17,401.63 |
| RETIREMENT | 17,401.63 |
| 720140 | 985.32 |
| STATE UNEMPLOYMENT TAX | 985.32 |
| 730100 | 4,383.18 |
| OFFICE SUPPLIES | 4,383.18 |
| 730110 | 660.00 |
| POSTAGE | 660.00 |
| 730320 | 19.05 |
| IT HARDWARE | 19.05 |
| 740530 | 557.89 |
| MOBILE PHONE AND DATA | 557.89 |
| 740640 | 3,831.65 |
| CONTRACT SERVICES | 3,831.65 |

| | |
|---|---|
| 740644 | 13,704.60 |
| COLLECTION SERVICES | 13,704.60 |
| 740660 | 2,781.82 |
| EQUIPMENT RENTAL | 2,781.82 |
| 6502 | 219,607.00 |
| SHERIFF FINANCE | 219,607.00 |
| 710110 | 132,819.47 |
| SALARY/REGULAR | 132,819.47 |
| 710130 | 1,983.91 |
| SALARY/OVERTIME | 1,983.91 |
| 720100 | 9,887.69 |
| SOCIAL SECURITY | 9,887.69 |
| 720110 | 27,489.72 |
| EMPLOYEE INSURANCE | 27,489.72 |
| 720120 | 16,540.52 |
| RETIREMENT | 16,540.52 |
| 720140 | 985.27 |
| STATE UNEMPLOYMENT TAX | 985.27 |
| 730100 | 1,636.56 |
| OFFICE SUPPLIES | 1,636.56 |
| 730320 | 13,665.20 |
| IT HARDWARE | 13,665.20 |
| 730330 | 338.99 |
| IT SOFTWARE | 338.99 |
| 740110 | 8,191.59 |
| IT SOFTWARE MAINTENANCE | 8,191.59 |
| 740530 | 333.52 |
| MOBILE PHONE AND DATA | 333.52 |
| 740580 | 146.24 |
| PRINTING | 146.24 |
| 740660 | 5,588.32 |
| EQUIPMENT RENTAL | 5,588.32 |
| 5703 | - |
| 242 OPERATIONS | - |
| 740644 | - |
| COLLECTION SERVICES | - |
| 3212 | 3,714.44 |
| PAYROLL PASS-THRU | 3,714.44 |
| 710110 | 3,714.44 |
| SALARY/REGULAR | 3,714.44 |
| 8380 | 192,899.16 |
| 457TH DISTRICT COURT | 192,899.16 |
| 710100 | 4,549.99 |
| SALARY/OFFICIAL-DEPARTMENT HEAD | 4,549.99 |
| 710110 | 133,238.26 |
| SALARY/REGULAR | 133,238.26 |
| 720100 | 10,237.79 |
| SOCIAL SECURITY | 10,237.79 |
| 720110 | 23,621.08 |
| EMPLOYEE INSURANCE | 23,621.08 |
| 720120 | 16,906.48 |
| RETIREMENT | 16,906.48 |
| 720140 | 1,059.42 |
| STATE UNEMPLOYMENT TAX | 1,059.42 |
| 730100 | 1,025.56 |

| | |
|---|---|
| OFFICE SUPPLIES | 1,025.56 |
| 740510 | 65.00 |
| PROFESSIONAL DEVELOPMENT | 65.00 |
| 740660 | 2,029.30 |
| EQUIPMENT RENTAL | 2,029.30 |
| 740694 | 166.28 |
| FOOD SERVICE | 166.28 |
| 6108 | 40,854.85 |
| SHERIFF RANGE | 40,854.85 |
| 740510 | 800.00 |
| PROFESSIONAL DEVELOPMENT | 800.00 |
| 730360 | 40,054.85 |
| ARMORY EXPENSE | 40,054.85 |
| 6106 | 25,064.84 |
| SHERIFF K9 | 25,064.84 |
| 730270 | 1,019.54 |
| LAW ENFORCEMENT SPECIFIC SUPPLIES | 1,019.54 |
| 730280 | 17,729.42 |
| CANINE EXPENSES | 17,729.42 |
| 740110 | 600.00 |
| IT SOFTWARE MAINTENANCE | 600.00 |
| 740510 | 590.00 |
| PROFESSIONAL DEVELOPMENT | 590.00 |
| 740530 | 1,730.99 |
| MOBILE PHONE AND DATA | 1,730.99 |
| 740540 | 3,094.89 |
| TRAVEL EXPENSE | 3,094.89 |
| 740640 | 300.00 |
| CONTRACT SERVICES | 300.00 |
| 6102 | 30,102.01 |
| SHERIFF SWAT | 30,102.01 |
| 730270 | 11,484.47 |
| LAW ENFORCEMENT SPECIFIC SUPPLIES | 11,484.47 |
| 740510 | 7,000.00 |
| PROFESSIONAL DEVELOPMENT | 7,000.00 |
| 740530 | 4,411.18 |
| MOBILE PHONE AND DATA | 4,411.18 |
| 740540 | 4,588.20 |
| TRAVEL EXPENSE | 4,588.20 |
| 740660 | 2,618.16 |
| EQUIPMENT RENTAL | 2,618.16 |
| 6105 | 3,320.88 |
| SHERIFF TACTICAL AIR | 3,320.88 |
| 730240 | 43.26 |
| FUEL | 43.26 |
| 740530 | 777.62 |
| MOBILE PHONE AND DATA | 777.62 |
| 740656 | 2,500.00 |
| RENT AND LEASES | 2,500.00 |
| 6109 | 4,265.18 |
| SHERIFF GANGS | 4,265.18 |
| 740530 | 1,725.02 |
| MOBILE PHONE AND DATA | 1,725.02 |
| 740660 | 2,540.16 |
| EQUIPMENT RENTAL | 2,540.16 |

| | |
|---|---|
| 6103 | 1,344.94 |
| SHERIFF CRISIS NEGOTIATION TEAM | 1,344.94 |
| 740530 | 1,344.94 |
| MOBILE PHONE AND DATA | 1,344.94 |
| 6409 | 212,576.61 |
| RECORDS AND REPORTING | 212,576.61 |
| 710110 | 128,698.57 |
| SALARY/REGULAR | 128,698.57 |
| 710130 | 3,513.30 |
| SALARY/OVERTIME | 3,513.30 |
| 720100 | 9,788.10 |
| SOCIAL SECURITY | 9,788.10 |
| 720110 | 37,623.75 |
| EMPLOYEE INSURANCE | 37,623.75 |
| 720120 | 16,400.03 |
| RETIREMENT | 16,400.03 |
| 720130 | 1,124.26 |
| WORKERS COMPENSATION | 1,124.26 |
| 720140 | 1,176.74 |
| STATE UNEMPLOYMENT TAX | 1,176.74 |
| 730100 | 3,215.49 |
| OFFICE SUPPLIES | 3,215.49 |
| 740530 | 482.61 |
| MOBILE PHONE AND DATA | 482.61 |
| 740660 | 10,553.76 |
| EQUIPMENT RENTAL | 10,553.76 |
| 6107 | 4,588.17 |
| SHERIFF HONOR GUARD | 4,588.17 |
| 730270 | 4,588.17 |
| LAW ENFORCEMENT SPECIFIC SUPPLIES | 4,588.17 |
| 200 | 12,771,378.04 |
| ROAD AND BRIDGE | 12,771,378.04 |
| 2600 | 470,030.91 |
| INFORMATION TECHNOLOGY | 470,030.91 |
| 710100 | 46,152.90 |
| SALARY/OFFICIAL-DEPARTMENT HEAD | 46,152.90 |
| 710110 | 259,945.79 |
| SALARY/REGULAR | 259,945.79 |
| 710120 | - |
| SALARY/OTHER | - |
| 710130 | 3,099.95 |
| SALARY/OVERTIME | 3,099.95 |
| 710140 | 2,462.66 |
| SALARY/CELL PHONE ALLOWANCE | 2,462.66 |
| 720100 | 23,349.19 |
| SOCIAL SECURITY | 23,349.19 |
| 720110 | 68,392.17 |
| EMPLOYEE INSURANCE | 68,392.17 |
| 720120 | 38,459.97 |
| RETIREMENT | 38,459.97 |
| 720140 | 3,007.33 |
| STATE UNEMPLOYMENT TAX | 3,007.33 |
| 730100 | 1,122.60 |
| OFFICE SUPPLIES | 1,122.60 |
| 730250 | 7,462.05 |

| | |
|---|---|
| SHOP SUPPLIES | 7,462.05 |
| 740650 | 16,576.30 |
| SIGN AND SIGNAL MAINTENANCE | 16,576.30 |
| 4700 | 3,970.70 |
| PARKS | 3,970.70 |
| 710110 | - |
| SALARY/REGULAR | - |
| 710120 | - |
| SALARY/OTHER | - |
| 710130 | - |
| SALARY/OVERTIME | - |
| 710140 | - |
| SALARY/CELL PHONE ALLOWANCE | - |
| 720100 | - |
| SOCIAL SECURITY | - |
| 720110 | - |
| EMPLOYEE INSURANCE | - |
| 720120 | - |
| RETIREMENT | - |
| 720140 | - |
| STATE UNEMPLOYMENT TAX | - |
| 730100 | 510.62 |
| OFFICE SUPPLIES | 510.62 |
| 730140 | 1,536.56 |
| JANITOR SUPPLIES | 1,536.56 |
| 730190 | 199.50 |
| ROAD MATERIALS | 199.50 |
| 730220 | - |
| REPLACEMENTS | - |
| 730250 | 187.87 |
| SHOP SUPPLIES | 187.87 |
| 730260 | (49.40) |
| VEHICLE SUPPLIES | (49.40) |
| 730310 | 618.90 |
| UNIFORMS | 618.90 |
| 730350 | - |
| AGRICULTURE SUPPLIES | - |
| 740120 | - |
| MEDICAL SERVICES | - |
| 740150 | - |
| LANDSCAPE MAINTENANCE | - |
| 740410 | - |
| TOLLS | - |
| 740504 | - |
| ONLINE SERVICES | - |
| 740512 | 200.00 |
| PROFESSIONAL SERVICES | 200.00 |
| 740530 | 325.67 |
| MOBILE PHONE AND DATA | 325.67 |
| 740640 | 385.00 |
| CONTRACT SERVICES | 385.00 |
| 740654 | 55.98 |
| COMMUNITY BUILDING/VOTING BOX | 55.98 |
| 740660 | - |
| EQUIPMENT RENTAL | - |

| | |
|---|---|
| 740680 | - |
| MEMBERSHIP/ASSOCIATION DUES | - |
| 4800 | 14,577.28 |
| COMMUNITY CENTERS | 14,577.28 |
| 710110 | - |
| SALARY/REGULAR | - |
| 710120 | - |
| SALARY/OTHER | - |
| 710140 | - |
| SALARY/CELL PHONE ALLOWANCE | - |
| 720100 | - |
| SOCIAL SECURITY | - |
| 720110 | - |
| EMPLOYEE INSURANCE | - |
| 720120 | - |
| RETIREMENT | - |
| 720140 | - |
| STATE UNEMPLOYMENT TAX | - |
| 730100 | - |
| OFFICE SUPPLIES | - |
| 730300 | 24.99 |
| COMMUNITY AWARENESS SUPPLIES | 24.99 |
| 730310 | - |
| UNIFORMS | - |
| 740512 | - |
| PROFESSIONAL SERVICES | - |
| 740620 | 12,364.54 |
| ELECTRICITY | 12,364.54 |
| 740624 | 1,384.75 |
| WATER AND SEWER | 1,384.75 |
| 740640 | 803.00 |
| CONTRACT SERVICES | 803.00 |
| 740654 | - |
| COMMUNITY BUILDING/VOTING BOX | - |
| 740660 | - |
| EQUIPMENT RENTAL | - |
| 4900 | 28,381.68 |
| RECYCLE CENTERS | 28,381.68 |
| 710110 | - |
| SALARY/REGULAR | - |
| 710130 | - |
| SALARY/OVERTIME | - |
| 710140 | - |
| SALARY/CELL PHONE ALLOWANCE | - |
| 720100 | - |
| SOCIAL SECURITY | - |
| 720110 | - |
| EMPLOYEE INSURANCE | - |
| 720120 | - |
| RETIREMENT | - |
| 720140 | - |
| STATE UNEMPLOYMENT TAX | - |
| 730100 | (0.00) |
| OFFICE SUPPLIES | (0.00) |
| 730140 | - |

| | |
|---|---|
| JANITOR SUPPLIES | - |
| 730240 | - |
| FUEL | - |
| 730250 | 314.00 |
| SHOP SUPPLIES | 314.00 |
| 730260 | - |
| VEHICLE SUPPLIES | - |
| 730310 | - |
| UNIFORMS | - |
| 730390 | 176.15 |
| MEDICAL SUPPLIES | 176.15 |
| 740420 | 686.52 |
| COURIER SERVICE | 686.52 |
| 740512 | 5,412.46 |
| PROFESSIONAL SERVICES | 5,412.46 |
| 740640 | 22,348.00 |
| CONTRACT SERVICES | 22,348.00 |
| 750300 | - |
| CAPITAL OUTLAY-BUILDING | - |
| 750800 | (555.45) |
| MAJOR PROJECTS | (555.45) |
| 7300 | 20,246.67 |
| CONSTABLE PRECINCT 3 | 20,246.67 |
| 710130 | 15,478.33 |
| SALARY/OVERTIME | 15,478.33 |
| 720100 | 1,154.97 |
| SOCIAL SECURITY | 1,154.97 |
| 720110 | 1,680.88 |
| EMPLOYEE INSURANCE | 1,680.88 |
| 720120 | 1,899.20 |
| RETIREMENT | 1,899.20 |
| 720140 | 33.29 |
| STATE UNEMPLOYMENT TAX | 33.29 |
| 9000 | 47,819.34 |
| RESTRICTED | 47,819.34 |
| 730190 | - |
| ROAD MATERIALS | - |
| 740512 | 47,819.34 |
| PROFESSIONAL SERVICES | 47,819.34 |
| 9100 | 2,495,820.75 |
| COMMISSIONER PRECINCT 1 | 2,495,820.75 |
| 710100 | 62,692.66 |
| SALARY/OFFICIAL-DEPARTMENT HEAD | 62,692.66 |
| 710110 | 1,001,951.02 |
| SALARY/REGULAR | 1,001,951.02 |
| 710120 | - |
| SALARY/OTHER | - |
| 710130 | 42,973.95 |
| SALARY/OVERTIME | 42,973.95 |
| 710140 | 679.33 |
| SALARY/CELL PHONE ALLOWANCE | 679.33 |
| 720100 | 81,082.01 |
| SOCIAL SECURITY | 81,082.01 |
| 720110 | 249,851.91 |
| EMPLOYEE INSURANCE | 249,851.91 |

| | |
|---|---|
| 720120 | 136,308.38 |
| RETIREMENT | 136,308.38 |
| 720140 | 11,225.11 |
| STATE UNEMPLOYMENT TAX | 11,225.11 |
| 730100 | 9,887.76 |
| OFFICE SUPPLIES | 9,887.76 |
| 730140 | 473.90 |
| JANITOR SUPPLIES | 473.90 |
| 730180 | 551.20 |
| CULVERTS | 551.20 |
| 730190 | 186,897.52 |
| ROAD MATERIALS | 186,897.52 |
| 730200 | 82,679.42 |
| CRUSHED CONCRETE/REJECT | 82,679.42 |
| 730220 | 1,476.73 |
| REPLACEMENTS | 1,476.73 |
| 730240 | 63,511.54 |
| FUEL | 63,511.54 |
| 730250 | 22,554.84 |
| SHOP SUPPLIES | 22,554.84 |
| 730260 | 31,532.28 |
| VEHICLE SUPPLIES | 31,532.28 |
| 730310 | 5,349.52 |
| UNIFORMS | 5,349.52 |
| 730320 | 14,474.52 |
| IT HARDWARE | 14,474.52 |
| 730350 | - |
| AGRICULTURE SUPPLIES | - |
| 730390 | 349.77 |
| MEDICAL SUPPLIES | 349.77 |
| 740140 | 61,414.18 |
| VEHICLE MAINTENANCE | 61,414.18 |
| 740150 | 36,375.05 |
| LANDSCAPE MAINTENANCE | 36,375.05 |
| 740430 | 15,059.80 |
| STRIPING/SEALANT SERVICES | 15,059.80 |
| 740510 | 1,181.63 |
| PROFESSIONAL DEVELOPMENT | 1,181.63 |
| 740512 | 187,116.18 |
| PROFESSIONAL SERVICES | 187,116.18 |
| 740530 | 4,726.08 |
| MOBILE PHONE AND DATA | 4,726.08 |
| 740540 | 1,324.01 |
| TRAVEL EXPENSE | 1,324.01 |
| 740640 | 14,672.08 |
| CONTRACT SERVICES | 14,672.08 |
| 740650 | 5,239.48 |
| SIGN AND SIGNAL MAINTENANCE | 5,239.48 |
| 740654 | 7,331.12 |
| COMMUNITY BUILDING/VOTING BOX | 7,331.12 |
| 740660 | 5,662.24 |
| EQUIPMENT RENTAL | 5,662.24 |
| 750400 | 53,442.22 |
| CAPITAL OUTLAY-FURNITURE FIXTURES AND EQUIPMENT | 53,442.22 |
| 750600 | 97,445.00 |

| | |
|---|---|
| CAPITAL OUTLAY-VEHICLES | 97,445.00 |
| 790100 | (1,671.69) |
| REIMBURSEMENTS CLEARING | (1,671.69) |
| 9200 | 3,113,157.41 |
| COMMISSIONER PRECINCT 2 | 3,113,157.41 |
| 710100 | 62,692.66 |
| SALARY/OFFICIAL-DEPARTMENT HEAD | 62,692.66 |
| 710110 | 773,341.77 |
| SALARY/REGULAR | 773,341.77 |
| 710120 | - |
| SALARY/OTHER | - |
| 710130 | 6,779.90 |
| SALARY/OVERTIME | 6,779.90 |
| 710140 | 594.50 |
| SALARY/CELL PHONE ALLOWANCE | 594.50 |
| 720100 | 60,168.58 |
| SOCIAL SECURITY | 60,168.58 |
| 720110 | 204,016.41 |
| EMPLOYEE INSURANCE | 204,016.41 |
| 720120 | 103,945.30 |
| RETIREMENT | 103,945.30 |
| 720140 | 8,489.43 |
| STATE UNEMPLOYMENT TAX | 8,489.43 |
| 730100 | 28,552.75 |
| OFFICE SUPPLIES | 28,552.75 |
| 730180 | 10,230.16 |
| CULVERTS | 10,230.16 |
| 730190 | 1,121,825.31 |
| ROAD MATERIALS | 1,121,825.31 |
| 730220 | 13,575.29 |
| REPLACEMENTS | 13,575.29 |
| 730240 | 58,821.82 |
| FUEL | 58,821.82 |
| 730250 | 36,227.09 |
| SHOP SUPPLIES | 36,227.09 |
| 730260 | 68,032.00 |
| VEHICLE SUPPLIES | 68,032.00 |
| 730310 | 4,741.16 |
| UNIFORMS | 4,741.16 |
| 740510 | 1,361.76 |
| PROFESSIONAL DEVELOPMENT | 1,361.76 |
| 740512 | 127,196.45 |
| PROFESSIONAL SERVICES | 127,196.45 |
| 740530 | 2,278.93 |
| MOBILE PHONE AND DATA | 2,278.93 |
| 740640 | 105,346.97 |
| CONTRACT SERVICES | 105,346.97 |
| 740650 | 18,967.60 |
| SIGN AND SIGNAL MAINTENANCE | 18,967.60 |
| 740654 | 975.00 |
| COMMUNITY BUILDING/VOTING BOX | 975.00 |
| 740660 | 33,123.03 |
| EQUIPMENT RENTAL | 33,123.03 |
| 750400 | 228,092.04 |
| CAPITAL OUTLAY-FURNITURE FIXTURES AND EQUIPMENT | 228,092.04 |

| | |
|---|---|
| 750600 | 37,694.00 |
| CAPITAL OUTLAY-VEHICLES | 37,694.00 |
| 750800 | - |
| MAJOR PROJECTS | - |
| 790100 | (3,912.50) |
| REIMBURSEMENTS CLEARING | (3,912.50) |
| 9300 | 1,657,386.50 |
| COMMISSIONER PRECINCT 3 | 1,657,386.50 |
| 710100 | 62,692.66 |
| SALARY/OFFICIAL-DEPARTMENT HEAD | 62,692.66 |
| 710110 | 531,817.00 |
| SALARY/REGULAR | 531,817.00 |
| 710120 | - |
| SALARY/OTHER | - |
| 710130 | 15,700.43 |
| SALARY/OVERTIME | 15,700.43 |
| 710140 | 2,909.54 |
| SALARY/CELL PHONE ALLOWANCE | 2,909.54 |
| 720100 | 43,471.47 |
| SOCIAL SECURITY | 43,471.47 |
| 720110 | 114,662.94 |
| EMPLOYEE INSURANCE | 114,662.94 |
| 720120 | 75,562.09 |
| RETIREMENT | 75,562.09 |
| 720140 | 5,405.24 |
| STATE UNEMPLOYMENT TAX | 5,405.24 |
| 730100 | 10,716.50 |
| OFFICE SUPPLIES | 10,716.50 |
| 730190 | 14,354.11 |
| ROAD MATERIALS | 14,354.11 |
| 730200 | 9,387.72 |
| CRUSHED CONCRETE/REJECT | 9,387.72 |
| 730220 | 41.38 |
| REPLACEMENTS | 41.38 |
| 730240 | 34,011.79 |
| FUEL | 34,011.79 |
| 730250 | 12,932.32 |
| SHOP SUPPLIES | 12,932.32 |
| 730260 | 8,934.62 |
| VEHICLE SUPPLIES | 8,934.62 |
| 730310 | 3,981.71 |
| UNIFORMS | 3,981.71 |
| 730350 | 4,285.95 |
| AGRICULTURE SUPPLIES | 4,285.95 |
| 730390 | 251.15 |
| MEDICAL SUPPLIES | 251.15 |
| 740140 | 4,404.45 |
| VEHICLE MAINTENANCE | 4,404.45 |
| 740430 | 173,972.59 |
| STRIPING/SEALANT SERVICES | 173,972.59 |
| 740440 | 1,150.00 |
| CONCRETE/CURB REPAIR | 1,150.00 |
| 740504 | - |
| ONLINE SERVICES | - |
| 740510 | 525.00 |

| | |
|---|---|
| PROFESSIONAL DEVELOPMENT | 525.00 |
| 740512 | 75,815.47 |
| PROFESSIONAL SERVICES | 75,815.47 |
| 740530 | 2,049.88 |
| MOBILE PHONE AND DATA | 2,049.88 |
| 740540 | 513.80 |
| TRAVEL EXPENSE | 513.80 |
| 740640 | 1,622.57 |
| CONTRACT SERVICES | 1,622.57 |
| 740650 | 38,661.04 |
| SIGN AND SIGNAL MAINTENANCE | 38,661.04 |
| 740660 | 7,080.48 |
| EQUIPMENT RENTAL | 7,080.48 |
| 740970 | 36.55 |
| FREIGHT AND HANDLING | 36.55 |
| 750200 | 1,980.40 |
| CAPITAL OUTLAY-LAND | 1,980.40 |
| 750400 | 37,387.00 |
| CAPITAL OUTLAY-FURNITURE FIXTURES AND EQUIPMENT | 37,387.00 |
| 750800 | 384,470.65 |
| MAJOR PROJECTS | 384,470.65 |
| 790100 | (23,402.00) |
| REIMBURSEMENTS CLEARING | (23,402.00) |
| 9400 | 3,045,385.45 |
| COMMISSIONER PRECINCT 4 | 3,045,385.45 |
| 710100 | 62,692.66 |
| SALARY/OFFICIAL-DEPARTMENT HEAD | 62,692.66 |
| 710110 | 1,013,049.26 |
| SALARY/REGULAR | 1,013,049.26 |
| 710120 | - |
| SALARY/OTHER | - |
| 710130 | 5,486.66 |
| SALARY/OVERTIME | 5,486.66 |
| 710140 | 679.33 |
| SALARY/CELL PHONE ALLOWANCE | 679.33 |
| 720100 | 78,753.32 |
| SOCIAL SECURITY | 78,753.32 |
| 720110 | 239,160.20 |
| EMPLOYEE INSURANCE | 239,160.20 |
| 720120 | 133,777.11 |
| RETIREMENT | 133,777.11 |
| 720140 | 10,820.13 |
| STATE UNEMPLOYMENT TAX | 10,820.13 |
| 730100 | 4,713.80 |
| OFFICE SUPPLIES | 4,713.80 |
| 730140 | 45.00 |
| JANITOR SUPPLIES | 45.00 |
| 730180 | 39,797.00 |
| CULVERTS | 39,797.00 |
| 730190 | 165,650.47 |
| ROAD MATERIALS | 165,650.47 |
| 730200 | 167,645.91 |
| CRUSHED CONCRETE/REJECT | 167,645.91 |
| 730220 | 15,794.76 |
| REPLACEMENTS | 15,794.76 |

| | |
|---|---|
| 730240 | 112,880.59 |
| FUEL | 112,880.59 |
| 730250 | 24,359.50 |
| SHOP SUPPLIES | 24,359.50 |
| 730260 | 81,729.48 |
| VEHICLE SUPPLIES | 81,729.48 |
| 730310 | 6,919.72 |
| UNIFORMS | 6,919.72 |
| 730350 | 22,599.03 |
| AGRICULTURE SUPPLIES | 22,599.03 |
| 740140 | 22,571.97 |
| VEHICLE MAINTENANCE | 22,571.97 |
| 740150 | 3,950.76 |
| LANDSCAPE MAINTENANCE | 3,950.76 |
| 740410 | 1,000.00 |
| TOLLS | 1,000.00 |
| 740512 | 51,593.70 |
| PROFESSIONAL SERVICES | 51,593.70 |
| 740530 | 10,533.60 |
| MOBILE PHONE AND DATA | 10,533.60 |
| 740550 | 9,940.62 |
| SAFETY PROGRAM | 9,940.62 |
| 740580 | - |
| PRINTING | - |
| 740640 | 24,835.05 |
| CONTRACT SERVICES | 24,835.05 |
| 740650 | 8,755.09 |
| SIGN AND SIGNAL MAINTENANCE | 8,755.09 |
| 740660 | 46,113.78 |
| EQUIPMENT RENTAL | 46,113.78 |
| 740662 | 88,868.12 |
| LEASE TO PURCHASE | 88,868.12 |
| 740820 | 7,501.60 |
| DEMOLITION | 7,501.60 |
| 750400 | 691,701.58 |
| CAPITAL OUTLAY-FURNITURE FIXTURES AND EQUIPMENT | 691,701.58 |
| 750600 | 46,454.75 |
| CAPITAL OUTLAY-VEHICLES | 46,454.75 |
| 750800 | - |
| MAJOR PROJECTS | - |
| 790100 | (155,025.00) |
| REIMBURSEMENTS CLEARING | (155,025.00) |
| 730101 | 35.90 |
| FOOD SUPPLIES | 35.90 |
| 740240 | - |
| CHANGE OF VENUE | - |
| 9500 | 670,283.77 |
| COUNTY ENGINEER | 670,283.77 |
| 710100 | 50,205.41 |
| SALARY/OFFICIAL-DEPARTMENT HEAD | 50,205.41 |
| 710110 | 437,713.24 |
| SALARY/REGULAR | 437,713.24 |
| 710140 | 2,228.24 |
| SALARY/CELL PHONE ALLOWANCE | 2,228.24 |
| 720100 | 36,539.92 |

| | |
|---|---|
| SOCIAL SECURITY | 36,539.92 |
| 720110 | 72,947.95 |
| EMPLOYEE INSURANCE | 72,947.95 |
| 720120 | 60,141.05 |
| RETIREMENT | 60,141.05 |
| 720140 | 3,439.16 |
| STATE UNEMPLOYMENT TAX | 3,439.16 |
| 730100 | 1,435.88 |
| OFFICE SUPPLIES | 1,435.88 |
| 730250 | 1,577.73 |
| SHOP SUPPLIES | 1,577.73 |
| 740510 | 149.00 |
| PROFESSIONAL DEVELOPMENT | 149.00 |
| 740540 | 828.77 |
| TRAVEL EXPENSE | 828.77 |
| 740660 | 3,077.42 |
| EQUIPMENT RENTAL | 3,077.42 |
| 9107 | 61,104.62 |
| PARKS - PRECINCT 1 | 61,104.62 |
| 710110 | 31,338.88 |
| SALARY/REGULAR | 31,338.88 |
| 710130 | 7,740.03 |
| SALARY/OVERTIME | 7,740.03 |
| 720100 | 2,983.45 |
| SOCIAL SECURITY | 2,983.45 |
| 720110 | 9,119.30 |
| EMPLOYEE INSURANCE | 9,119.30 |
| 720120 | 3,774.79 |
| RETIREMENT | 3,774.79 |
| 720140 | 586.98 |
| STATE UNEMPLOYMENT TAX | 586.98 |
| 730100 | 50.90 |
| OFFICE SUPPLIES | 50.90 |
| 730140 | 1,345.70 |
| JANITOR SUPPLIES | 1,345.70 |
| 740512 | 811.09 |
| PROFESSIONAL SERVICES | 811.09 |
| 740640 | 3,347.50 |
| CONTRACT SERVICES | 3,347.50 |
| 740660 | 6.00 |
| EQUIPMENT RENTAL | 6.00 |
| 9109 | 138,536.00 |
| RECYCLE - PRECINCT 1 | 138,536.00 |
| 710110 | 74,389.94 |
| SALARY/REGULAR | 74,389.94 |
| 710130 | 7,208.46 |
| SALARY/OVERTIME | 7,208.46 |
| 710140 | 151.37 |
| SALARY/CELL PHONE ALLOWANCE | 151.37 |
| 720100 | 6,125.24 |
| SOCIAL SECURITY | 6,125.24 |
| 720110 | 20,358.36 |
| EMPLOYEE INSURANCE | 20,358.36 |
| 720120 | 10,030.63 |
| RETIREMENT | 10,030.63 |

| | |
|---|---|
| 720140 | 921.94 |
| STATE UNEMPLOYMENT TAX | 921.94 |
| 730140 | 118.00 |
| JANITOR SUPPLIES | 118.00 |
| 730220 | 115.00 |
| REPLACEMENTS | 115.00 |
| 730240 | 19.00 |
| FUEL | 19.00 |
| 730250 | 84.97 |
| SHOP SUPPLIES | 84.97 |
| 730310 | 228.93 |
| UNIFORMS | 228.93 |
| 730390 | 176.35 |
| MEDICAL SUPPLIES | 176.35 |
| 740512 | 5,579.35 |
| PROFESSIONAL SERVICES | 5,579.35 |
| 740640 | 10,737.04 |
| CONTRACT SERVICES | 10,737.04 |
| 750300 | 1,735.97 |
| CAPITAL OUTLAY-BUILDING | 1,735.97 |
| 750800 | 555.45 |
| MAJOR PROJECTS | 555.45 |
| 9407 | 315,209.29 |
| PARKS - PRECINCT 4 | 315,209.29 |
| 710110 | 189,081.58 |
| SALARY/REGULAR | 189,081.58 |
| 710120 | - |
| SALARY/OTHER | - |
| 710130 | 2,076.32 |
| SALARY/OVERTIME | 2,076.32 |
| 720100 | 14,347.70 |
| SOCIAL SECURITY | 14,347.70 |
| 720110 | 54,686.33 |
| EMPLOYEE INSURANCE | 54,686.33 |
| 720120 | 23,578.21 |
| RETIREMENT | 23,578.21 |
| 720140 | 2,296.02 |
| STATE UNEMPLOYMENT TAX | 2,296.02 |
| 730140 | 2,353.19 |
| JANITOR SUPPLIES | 2,353.19 |
| 730220 | 3,900.00 |
| REPLACEMENTS | 3,900.00 |
| 730250 | 5,494.14 |
| SHOP SUPPLIES | 5,494.14 |
| 730260 | 5,204.06 |
| VEHICLE SUPPLIES | 5,204.06 |
| 730310 | 1,123.19 |
| UNIFORMS | 1,123.19 |
| 730350 | 631.89 |
| AGRICULTURE SUPPLIES | 631.89 |
| 740140 | 210.00 |
| VEHICLE MAINTENANCE | 210.00 |
| 740150 | 2,888.44 |
| LANDSCAPE MAINTENANCE | 2,888.44 |
| 740410 | 200.00 |

| | |
|---|---|
| TOLLS | 200.00 |
| 740512 | 1,503.75 |
| PROFESSIONAL SERVICES | 1,503.75 |
| 740530 | 1,739.67 |
| MOBILE PHONE AND DATA | 1,739.67 |
| 740622 | 968.00 |
| GAS | 968.00 |
| 740640 | 1,782.55 |
| CONTRACT SERVICES | 1,782.55 |
| 740654 | 1,038.29 |
| COMMUNITY BUILDING/VOTING BOX | 1,038.29 |
| 740680 | 37.50 |
| MEMBERSHIP/ASSOCIATION DUES | 37.50 |
| 750800 | 68.46 |
| MAJOR PROJECTS | 68.46 |
| 9309 | 305,984.77 |
| RECYCLE - PRECINCT 3 | 305,984.77 |
| 710110 | 136,118.43 |
| SALARY/REGULAR | 136,118.43 |
| 710130 | 3,060.50 |
| SALARY/OVERTIME | 3,060.50 |
| 710140 | 467.08 |
| SALARY/CELL PHONE ALLOWANCE | 467.08 |
| 720100 | 10,464.11 |
| SOCIAL SECURITY | 10,464.11 |
| 720110 | 30,891.85 |
| EMPLOYEE INSURANCE | 30,891.85 |
| 720120 | 17,134.63 |
| RETIREMENT | 17,134.63 |
| 720140 | 1,628.85 |
| STATE UNEMPLOYMENT TAX | 1,628.85 |
| 730100 | 305.04 |
| OFFICE SUPPLIES | 305.04 |
| 730260 | 460.00 |
| VEHICLE SUPPLIES | 460.00 |
| 740420 | 1,528.27 |
| COURIER SERVICE | 1,528.27 |
| 740512 | 56,777.01 |
| PROFESSIONAL SERVICES | 56,777.01 |
| 740640 | 47,149.00 |
| CONTRACT SERVICES | 47,149.00 |
| 9307 | 172,558.80 |
| PARKS - PRECINCT 3 | 172,558.80 |
| 710110 | 108,630.94 |
| SALARY/REGULAR | 108,630.94 |
| 710130 | 375.09 |
| SALARY/OVERTIME | 375.09 |
| 710140 | 297.25 |
| SALARY/CELL PHONE ALLOWANCE | 297.25 |
| 720100 | 8,207.56 |
| SOCIAL SECURITY | 8,207.56 |
| 720110 | 26,833.85 |
| EMPLOYEE INSURANCE | 26,833.85 |
| 720120 | 13,411.54 |
| RETIREMENT | 13,411.54 |

| | |
|---|---|
| 720140 | 1,294.92 |
| STATE UNEMPLOYMENT TAX | 1,294.92 |
| 730100 | 12,717.47 |
| OFFICE SUPPLIES | 12,717.47 |
| 730250 | - |
| SHOP SUPPLIES | - |
| 740120 | 510.08 |
| MEDICAL SERVICES | 510.08 |
| 740504 | - |
| ONLINE SERVICES | - |
| 740640 | 280.10 |
| CONTRACT SERVICES | 280.10 |
| 9408 | 119,146.12 |
| COMMUNITY CENTER - PRECINCT 4 | 119,146.12 |
| 710110 | 77,999.63 |
| SALARY/REGULAR | 77,999.63 |
| 710120 | - |
| SALARY/OTHER | - |
| 720100 | 5,880.00 |
| SOCIAL SECURITY | 5,880.00 |
| 720110 | 17,231.43 |
| EMPLOYEE INSURANCE | 17,231.43 |
| 720120 | 9,582.35 |
| RETIREMENT | 9,582.35 |
| 720140 | 902.73 |
| STATE UNEMPLOYMENT TAX | 902.73 |
| 730300 | 216.82 |
| COMMUNITY AWARENESS SUPPLIES | 216.82 |
| 730310 | 140.00 |
| UNIFORMS | 140.00 |
| 740512 | 60.00 |
| PROFESSIONAL SERVICES | 60.00 |
| 740620 | 1,883.43 |
| ELECTRICITY | 1,883.43 |
| 740624 | 3,060.45 |
| WATER AND SEWER | 3,060.45 |
| 740640 | 1,425.82 |
| CONTRACT SERVICES | 1,425.82 |
| 740654 | 10.00 |
| COMMUNITY BUILDING/VOTING BOX | 10.00 |
| 740660 | 728.52 |
| EQUIPMENT RENTAL | 728.52 |
| 730101 | 24.94 |
| FOOD SUPPLIES | 24.94 |
| 9207 | 33,902.43 |
| PARKS - PRECINCT 2 | 33,902.43 |
| 710110 | 21,000.29 |
| SALARY/REGULAR | 21,000.29 |
| 720100 | 1,593.18 |
| SOCIAL SECURITY | 1,593.18 |
| 720110 | 7,569.55 |
| EMPLOYEE INSURANCE | 7,569.55 |
| 720120 | 2,576.67 |
| RETIREMENT | 2,576.67 |
| 720140 | 235.60 |

| | |
|---|---|
| STATE UNEMPLOYMENT TAX | 235.60 |
| 730220 | 808.34 |
| REPLACEMENTS | 808.34 |
| 740512 | 118.80 |
| PROFESSIONAL SERVICES | 118.80 |
| 9308 | 38,698.71 |
| COMMUNITY CENTER - PRECINCT 3 | 38,698.71 |
| 710110 | 26,400.32 |
| SALARY/REGULAR | 26,400.32 |
| 710140 | 169.83 |
| SALARY/CELL PHONE ALLOWANCE | 169.83 |
| 720100 | 1,966.62 |
| SOCIAL SECURITY | 1,966.62 |
| 720110 | 4,559.65 |
| EMPLOYEE INSURANCE | 4,559.65 |
| 720120 | 3,260.11 |
| RETIREMENT | 3,260.11 |
| 720140 | 227.42 |
| STATE UNEMPLOYMENT TAX | 227.42 |
| 730100 | 1,805.76 |
| OFFICE SUPPLIES | 1,805.76 |
| 740640 | 309.00 |
| CONTRACT SERVICES | 309.00 |
| 9208 | 11,656.88 |
| COMMUNITY CENTERS - PRECINCT 2 | 11,656.88 |
| 740620 | 7,822.77 |
| ELECTRICITY | 7,822.77 |
| 740624 | 3,834.11 |
| WATER AND SEWER | 3,834.11 |
| 9108 | 5,146.35 |
| COMMUNITY CENTERS - PRECINCT 1 | 5,146.35 |
| 740620 | 4,047.15 |
| ELECTRICITY | 4,047.15 |
| 740624 | 1,099.20 |
| WATER AND SEWER | 1,099.20 |
| 9409 | 2,373.61 |
| RECYCLE - PRECINCT 4 | 2,373.61 |
| 740640 | 2,373.61 |
| CONTRACT SERVICES | 2,373.61 |
| 201 | 11,802.79 |
| WORTHLESS CHECK | 11,802.79 |
| 2800 | 11,802.79 |
| COUNTY ATTORNEY | 11,802.79 |
| 710110 | 7,786.88 |
| SALARY/REGULAR | 7,786.88 |
| 710150 | - |
| SALARY/SPECIAL PAY | - |
| 720100 | 609.27 |
| SOCIAL SECURITY | 609.27 |
| 720110 | 2,279.87 |
| EMPLOYEE INSURANCE | 2,279.87 |
| 720120 | 1,032.19 |
| RETIREMENT | 1,032.19 |
| 720140 | 94.58 |
| STATE UNEMPLOYMENT TAX | 94.58 |

| | |
|---|---|
| 202 | 453,111.96 |
| FORFEITURES | 453,111.96 |
| 5100 | 192,931.68 |
| DISTRICT ATTORNEY | 192,931.68 |
| 710110 | 422.72 |
| SALARY/REGULAR | 422.72 |
| 710140 | - |
| SALARY/CELL PHONE ALLOWANCE | - |
| 710150 | 5,722.27 |
| SALARY/SPECIAL PAY | 5,722.27 |
| 720100 | 443.73 |
| SOCIAL SECURITY | 443.73 |
| 720110 | 981.10 |
| EMPLOYEE INSURANCE | 981.10 |
| 720120 | 754.00 |
| RETIREMENT | 754.00 |
| 720140 | 67.47 |
| STATE UNEMPLOYMENT TAX | 67.47 |
| 730100 | 9,069.70 |
| OFFICE SUPPLIES | 9,069.70 |
| 730270 | 4,860.00 |
| LAW ENFORCEMENT SPECIFIC SUPPLIES | 4,860.00 |
| 740110 | 18,075.00 |
| IT SOFTWARE MAINTENANCE | 18,075.00 |
| 740230 | 86.50 |
| LITIGATION EXPENSES | 86.50 |
| 740510 | 3,100.00 |
| PROFESSIONAL DEVELOPMENT | 3,100.00 |
| 740530 | 75.98 |
| MOBILE PHONE AND DATA | 75.98 |
| 740570 | 1,500.00 |
| ADVERTISING | 1,500.00 |
| 750600 | 147,196.18 |
| CAPITAL OUTLAY-VEHICLES | 147,196.18 |
| 730101 | 577.03 |
| FOOD SUPPLIES | 577.03 |
| 6000 | 195,641.48 |
| SHERIFF | 195,641.48 |
| 730100 | 10,423.02 |
| OFFICE SUPPLIES | 10,423.02 |
| 730270 | 140,726.73 |
| LAW ENFORCEMENT SPECIFIC SUPPLIES | 140,726.73 |
| 740140 | 1,880.00 |
| VEHICLE MAINTENANCE | 1,880.00 |
| 740512 | 14,063.75 |
| PROFESSIONAL SERVICES | 14,063.75 |
| 740640 | 18,575.00 |
| CONTRACT SERVICES | 18,575.00 |
| 740656 | 4,510.00 |
| RENT AND LEASES | 4,510.00 |
| 740680 | 5,000.00 |
| MEMBERSHIP/ASSOCIATION DUES | 5,000.00 |
| 730101 | 462.98 |
| FOOD SUPPLIES | 462.98 |
| 7200 | 4,096.00 |

| | |
|---|---|
| CONSTABLE PRECINCT 2 | 4,096.00 |
| 730100 | 250.00 |
| OFFICE SUPPLIES | 250.00 |
| 730270 | 1,846.00 |
| LAW ENFORCEMENT SPECIFIC SUPPLIES | 1,846.00 |
| 730340 | 2,000.00 |
| BUY MONEY SUPPLY | 2,000.00 |
| 750600 | - |
| CAPITAL OUTLAY-VEHICLES | - |
| 7300 | 449.69 |
| CONSTABLE PRECINCT 3 | 449.69 |
| 740510 | (495.03) |
| PROFESSIONAL DEVELOPMENT | (495.03) |
| 740640 | 944.72 |
| CONTRACT SERVICES | 944.72 |
| 7400 | 1,675.33 |
| CONSTABLE PRECINCT 4 | 1,675.33 |
| 730160 | - |
| CLOTHING | - |
| 730280 | 55.00 |
| CANINE EXPENSES | 55.00 |
| 740140 | 390.00 |
| VEHICLE MAINTENANCE | 390.00 |
| 740640 | 450.33 |
| CONTRACT SERVICES | 450.33 |
| 740656 | 780.00 |
| RENT AND LEASES | 780.00 |
| 7500 | 58,317.78 |
| CONSTABLE PRECINCT 5 | 58,317.78 |
| 730270 | 48,589.62 |
| LAW ENFORCEMENT SPECIFIC SUPPLIES | 48,589.62 |
| 740510 | 6,040.00 |
| PROFESSIONAL DEVELOPMENT | 6,040.00 |
| 740540 | 550.00 |
| TRAVEL EXPENSE | 550.00 |
| 740560 | 1,100.00 |
| TRANSPORTATION | 1,100.00 |
| 740656 | 2,038.16 |
| RENT AND LEASES | 2,038.16 |
| 203 | 502,289.47 |
| JAIL COMMISSARY | 502,289.47 |
| 6602 | 502,289.47 |
| SHERIFF COMMISSARY | 502,289.47 |
| 710110 | 44,452.81 |
| SALARY/REGULAR | 44,452.81 |
| 710150 | 60.00 |
| SALARY/SPECIAL PAY | 60.00 |
| 720100 | 3,322.60 |
| SOCIAL SECURITY | 3,322.60 |
| 720110 | 11,214.64 |
| EMPLOYEE INSURANCE | 11,214.64 |
| 720120 | 5,461.71 |
| RETIREMENT | 5,461.71 |
| 720130 | 495.71 |
| WORKERS COMPENSATION | 495.71 |

| | |
|---|---|
| 720140 | 540.05 |
| STATE UNEMPLOYMENT TAX | 540.05 |
| 730120 | 2,236.03 |
| BOOK SUPPLEMENTS | 2,236.03 |
| 730140 | 32,608.32 |
| JANITOR SUPPLIES | 32,608.32 |
| 730150 | 90,732.43 |
| INMATE SUPPLIES | 90,732.43 |
| 730220 | 154,602.54 |
| REPLACEMENTS | 154,602.54 |
| 730260 | 200.00 |
| VEHICLE SUPPLIES | 200.00 |
| 730320 | 16,711.58 |
| IT HARDWARE | 16,711.58 |
| 730332 | 750.00 |
| TELEPHONE-REPAIRS/REPLACEMENT-RESTRICTED | 750.00 |
| 730370 | 11,907.00 |
| PERIODICALS | 11,907.00 |
| 740504 | 9,309.00 |
| ONLINE SERVICES | 9,309.00 |
| 740512 | 112,255.31 |
| PROFESSIONAL SERVICES | 112,255.31 |
| 740640 | 3,708.91 |
| CONTRACT SERVICES | 3,708.91 |
| 730101 | 1,720.83 |
| FOOD SUPPLIES | 1,720.83 |
| 204 | 93,123.07 |
| LAW LIBRARY | 93,123.07 |
| 3260 | 93,019.07 |
| LAW LIBRARY | 93,019.07 |
| 710110 | 48,528.59 |
| SALARY/REGULAR | 48,528.59 |
| 720100 | 3,604.01 |
| SOCIAL SECURITY | 3,604.01 |
| 720110 | 9,119.30 |
| EMPLOYEE INSURANCE | 9,119.30 |
| 720120 | 5,954.50 |
| RETIREMENT | 5,954.50 |
| 720140 | 530.58 |
| STATE UNEMPLOYMENT TAX | 530.58 |
| 730100 | 1,444.07 |
| OFFICE SUPPLIES | 1,444.07 |
| 730120 | 1,470.29 |
| BOOK SUPPLEMENTS | 1,470.29 |
| 740504 | 17,590.77 |
| ONLINE SERVICES | 17,590.77 |
| 740660 | 4,776.96 |
| EQUIPMENT RENTAL | 4,776.96 |
| 8100 | 104.00 |
| COURT OPERATIONS | 104.00 |
| 740504 | 104.00 |
| ONLINE SERVICES | 104.00 |
| 205 | 8,292.63 |
| PRE-TRIAL DIVERSION | 8,292.63 |
| 5100 | 8,292.63 |

| | |
|---|---|
| DISTRICT ATTORNEY | 8,292.63 |
| 710110 | 4,982.84 |
| SALARY/REGULAR | 4,982.84 |
| 720100 | 381.19 |
| SOCIAL SECURITY | 381.19 |
| 720120 | 611.39 |
| RETIREMENT | 611.39 |
| 720140 | 92.53 |
| STATE UNEMPLOYMENT TAX | 92.53 |
| 740660 | 2,224.68 |
| EQUIPMENT RENTAL | 2,224.68 |
| 206 | 2,326,156.24 |
| COUNTY CLERK RECORDS MGMT & PRESERVATION | 2,326,156.24 |
| 1206 | 24,815.63 |
| COUNTY CLERK RECORDS MANAGEMENT/PRESERVATION | 24,815.63 |
| 730100 | 3,950.45 |
| OFFICE SUPPLIES | 3,950.45 |
| 740504 | 108.00 |
| ONLINE SERVICES | 108.00 |
| 740512 | 16,520.60 |
| PROFESSIONAL SERVICES | 16,520.60 |
| 740530 | 227.94 |
| MOBILE PHONE AND DATA | 227.94 |
| 740640 | 18.00 |
| CONTRACT SERVICES | 18.00 |
| 740656 | 3,940.64 |
| RENT AND LEASES | 3,940.64 |
| 740680 | 50.00 |
| MEMBERSHIP/ASSOCIATION DUES | 50.00 |
| 2300 | 2,301,340.61 |
| COUNTY CLERK | 2,301,340.61 |
| 710110 | 82,251.09 |
| SALARY/REGULAR | 82,251.09 |
| 720100 | 6,181.93 |
| SOCIAL SECURITY | 6,181.93 |
| 720110 | 18,238.60 |
| EMPLOYEE INSURANCE | 18,238.60 |
| 720120 | 10,092.21 |
| RETIREMENT | 10,092.21 |
| 720140 | 997.79 |
| STATE UNEMPLOYMENT TAX | 997.79 |
| 740504 | 162.00 |
| ONLINE SERVICES | 162.00 |
| 740512 | 1,176,503.24 |
| PROFESSIONAL SERVICES | 1,176,503.24 |
| 740530 | 75.98 |
| MOBILE PHONE AND DATA | 75.98 |
| 750300 | 1,005,925.52 |
| CAPITAL OUTLAY-BUILDING | 1,005,925.52 |
| 750800 | 912.25 |
| MAJOR PROJECTS | 912.25 |
| 207 | 227,719.30 |
| COUNTY RECORDS MANAGEMENT | 227,719.30 |
| 6404 | 227,719.30 |
| WARRANTS | 227,719.30 |

| | |
|---|---|
| 710110 | 147,775.14 |
| SALARY/REGULAR | 147,775.14 |
| 720100 | 11,159.21 |
| SOCIAL SECURITY | 11,159.21 |
| 720110 | 44,024.15 |
| EMPLOYEE INSURANCE | 44,024.15 |
| 720120 | 18,131.86 |
| RETIREMENT | 18,131.86 |
| 720140 | 1,972.50 |
| STATE UNEMPLOYMENT TAX | 1,972.50 |
| 730100 | 1,881.66 |
| OFFICE SUPPLIES | 1,881.66 |
| 740530 | 253.34 |
| MOBILE PHONE AND DATA | 253.34 |
| 740660 | 2,521.44 |
| EQUIPMENT RENTAL | 2,521.44 |
| 208 | 1,163.14 |
| DISTRICT CLERK RECORDS MGMT & PRESERVATION | 1,163.14 |
| 2700 | 1,163.14 |
| DISTRICT CLERK | 1,163.14 |
| 730100 | 266.64 |
| OFFICE SUPPLIES | 266.64 |
| 740640 | 896.50 |
| CONTRACT SERVICES | 896.50 |
| 209 | 2,308.17 |
| DISTRICT CLERK RECORDS PRESERVATION | 2,308.17 |
| 2700 | 2,308.17 |
| DISTRICT CLERK | 2,308.17 |
| 730100 | 2,308.17 |
| OFFICE SUPPLIES | 2,308.17 |
| 211 | 3,702.00 |
| COUNTY AND DISTRICT COURT TECHNOLOGY | 3,702.00 |
| 8107 | 866.03 |
| COURT TECHNOLOGY COUNTY/DISTRICT | 866.03 |
| 730100 | 269.85 |
| OFFICE SUPPLIES | 269.85 |
| 740530 | 596.18 |
| MOBILE PHONE AND DATA | 596.18 |
| 1211 | 2,835.97 |
| COUNTY & DISTRICT COURT TECHNOLOGY | 2,835.97 |
| 730100 | 2,810.07 |
| OFFICE SUPPLIES | 2,810.07 |
| 740530 | 25.90 |
| MOBILE PHONE AND DATA | 25.90 |
| 212 | 33,764.15 |
| COURT GUARDIANSHIP | 33,764.15 |
| 8105 | 33,764.15 |
| COURT GUARDIANSHIP | 33,764.15 |
| 740230 | 42.90 |
| LITIGATION EXPENSES | 42.90 |
| 740270 | 32,106.92 |
| APPOINTED ATTORNEY | 32,106.92 |
| 740290 | 1,614.33 |
| OTHER LITIGATION-APPOINTED ATTORNEY | 1,614.33 |
| 213 | 15,607.53 |

| | |
|---|---|
| COURT REPORTER SERVICE | 15,607.53 |
| 8106 | 15,607.53 |
| COURT REPORTER | 15,607.53 |
| 730100 | 298.55 |
| OFFICE SUPPLIES | 298.55 |
| 730330 | 599.00 |
| IT SOFTWARE | 599.00 |
| 740510 | 250.00 |
| PROFESSIONAL DEVELOPMENT | 250.00 |
| 740512 | 14,032.18 |
| PROFESSIONAL SERVICES | 14,032.18 |
| 740540 | 427.80 |
| TRAVEL EXPENSE | 427.80 |
| 214 | 102,123.79 |
| COURTHOUSE SECURITY - COUNTY/DISTRICT COURT | 102,123.79 |
| 6101 | 102,123.79 |
| SHERIFF COURTHOUSE SECURITY | 102,123.79 |
| 740530 | 4,447.20 |
| MOBILE PHONE AND DATA | 4,447.20 |
| 740640 | 96,187.01 |
| CONTRACT SERVICES | 96,187.01 |
| 740660 | 1,489.58 |
| EQUIPMENT RENTAL | 1,489.58 |
| 216 | 63,795.71 |
| JUSTICE COURT TECHNOLOGY | 63,795.71 |
| 8591 | 63,795.71 |
| JP JUSTICE COURT TECHNOLOGY | 63,795.71 |
| 730100 | 11,292.36 |
| OFFICE SUPPLIES | 11,292.36 |
| 740110 | 30,000.00 |
| IT SOFTWARE MAINTENANCE | 30,000.00 |
| 740512 | 20,093.80 |
| PROFESSIONAL SERVICES | 20,093.80 |
| 740530 | 1,197.82 |
| MOBILE PHONE AND DATA | 1,197.82 |
| 740640 | 1,211.73 |
| CONTRACT SERVICES | 1,211.73 |
| 217 | 112,790.62 |
| JUVENILE CASE MANAGER | 112,790.62 |
| 8592 | 112,790.62 |
| JP JUVENILE CASE MANAGER | 112,790.62 |
| 710110 | 73,773.10 |
| SALARY/REGULAR | 73,773.10 |
| 710130 | 667.65 |
| SALARY/OVERTIME | 667.65 |
| 720100 | 5,492.84 |
| SOCIAL SECURITY | 5,492.84 |
| 720110 | 22,790.51 |
| EMPLOYEE INSURANCE | 22,790.51 |
| 720120 | 9,133.90 |
| RETIREMENT | 9,133.90 |
| 720140 | 932.62 |
| STATE UNEMPLOYMENT TAX | 932.62 |
| 218 | 390.50 |
| CC VITAL RECORDS PRESERVATION | 390.50 |

| | |
|---|---|
| 2300 | 351.45 |
| COUNTY CLERK | 351.45 |
| 740512 | 351.45 |
| PROFESSIONAL SERVICES | 351.45 |
| 1218 | 39.05 |
| CC VITAL RECORD PRESERVATION | 39.05 |
| 740512 | 39.05 |
| PROFESSIONAL SERVICES | 39.05 |
| 219 | 1,079,606.60 |
| CONTRACT ELECTION SERVICE | 1,079,606.60 |
| 2502 | 179,249.33 |
| CONTRACT ELECTION DIRECT PAID | 179,249.33 |
| 710120 | 161,569.24 |
| SALARY/OTHER | 161,569.24 |
| 730100 | 5,014.12 |
| OFFICE SUPPLIES | 5,014.12 |
| 730101 | 12,665.97 |
| FOOD SUPPLIES | 12,665.97 |
| 2503 | 900,357.27 |
| CONTRACT ELECTION MOCO PAYABLE | 900,357.27 |
| 710110 | 99,064.91 |
| SALARY/REGULAR | 99,064.91 |
| 710130 | 27,434.53 |
| SALARY/OVERTIME | 27,434.53 |
| 720100 | 9,492.93 |
| SOCIAL SECURITY | 9,492.93 |
| 720110 | 22,276.84 |
| EMPLOYEE INSURANCE | 22,276.84 |
| 720120 | 12,875.19 |
| RETIREMENT | 12,875.19 |
| 720140 | 1,265.06 |
| STATE UNEMPLOYMENT TAX | 1,265.06 |
| 730100 | 6,789.48 |
| OFFICE SUPPLIES | 6,789.48 |
| 730250 | 2,581.42 |
| SHOP SUPPLIES | 2,581.42 |
| 730320 | 582,757.00 |
| IT HARDWARE | 582,757.00 |
| 740512 | 124,658.49 |
| PROFESSIONAL SERVICES | 124,658.49 |
| 740530 | 2,798.12 |
| MOBILE PHONE AND DATA | 2,798.12 |
| 740540 | 4.60 |
| TRAVEL EXPENSE | 4.60 |
| 740580 | 8,358.70 |
| PRINTING | 8,358.70 |
| 220 | 48,404,697.33 |
| GRANTS | 48,404,697.33 |
| 2000 | 32,014,767.20 |
| COUNTY JUDGE | 32,014,767.20 |
| 710110 | 21,244.26 |
| SALARY/REGULAR | 21,244.26 |
| 710130 | 772.97 |
| SALARY/OVERTIME | 772.97 |
| 720100 | 1,678.37 |

| | |
|---|---|
| SOCIAL SECURITY | 1,678.37 |
| 720110 | 6,421.12 |
| EMPLOYEE INSURANCE | 6,421.12 |
| 720120 | 166.92 |
| RETIREMENT | 166.92 |
| 720140 | 233.65 |
| STATE UNEMPLOYMENT TAX | 233.65 |
| 730320 | 27,897.39 |
| IT HARDWARE | 27,897.39 |
| 730390 | 17,560.00 |
| MEDICAL SUPPLIES | 17,560.00 |
| 740540 | 661.25 |
| TRAVEL EXPENSE | 661.25 |
| 740640 | 31,789,811.56 |
| CONTRACT SERVICES | 31,789,811.56 |
| 740694 | 9,109.25 |
| FOOD SERVICE | 9,109.25 |
| 750400 | 139,210.46 |
| CAPITAL OUTLAY-FURNITURE FIXTURES AND EQUIPMENT | 139,210.46 |
| 2500 | 245,650.70 |
| ELECTIONS ADMINISTRATOR | 245,650.70 |
| 710110 | 90,756.40 |
| SALARY/REGULAR | 90,756.40 |
| 710120 | 42,354.00 |
| SALARY/OTHER | 42,354.00 |
| 710130 | 84,928.29 |
| SALARY/OVERTIME | 84,928.29 |
| 720100 | 13,395.55 |
| SOCIAL SECURITY | 13,395.55 |
| 720120 | 12,983.46 |
| RETIREMENT | 12,983.46 |
| 740580 | 1,233.00 |
| PRINTING | 1,233.00 |
| 2600 | 1,964,183.91 |
| INFORMATION TECHNOLOGY | 1,964,183.91 |
| 730320 | 1,964,183.91 |
| IT HARDWARE | 1,964,183.91 |
| 2800 | 6,908,639.96 |
| COUNTY ATTORNEY | 6,908,639.96 |
| 710110 | - |
| SALARY/REGULAR | - |
| 710140 | - |
| SALARY/CELL PHONE ALLOWANCE | - |
| 720100 | - |
| SOCIAL SECURITY | - |
| 720110 | - |
| EMPLOYEE INSURANCE | - |
| 720120 | - |
| RETIREMENT | - |
| 720140 | - |
| STATE UNEMPLOYMENT TAX | - |
| 740512 | 6,455,875.24 |
| PROFESSIONAL SERVICES | 6,455,875.24 |
| 740530 | 4,842.88 |
| MOBILE PHONE AND DATA | 4,842.88 |

| | |
|---|---|
| 750300 | 447,921.84 |
| CAPITAL OUTLAY-BUILDING | 447,921.84 |
| 740627 | - |
| TELEPHONE-RESTRICTED | - |
| 3200 | 5,020.42 |
| OTHER | 5,020.42 |
| 740640 | 5,020.42 |
| CONTRACT SERVICES | 5,020.42 |
| 4100 | 2,256.80 |
| ANIMAL SERVICES | 2,256.80 |
| 730100 | 2,256.80 |
| OFFICE SUPPLIES | 2,256.80 |
| 4300 | 1,930,811.63 |
| MCCD-COUNTY APPROPRIATIONS (CDBG) | 1,930,811.63 |
| 710100 | 52,075.23 |
| SALARY/OFFICIAL-DEPARTMENT HEAD | 52,075.23 |
| 710110 | 113,776.14 |
| SALARY/REGULAR | 113,776.14 |
| 710140 | 371.40 |
| SALARY/CELL PHONE ALLOWANCE | 371.40 |
| 720100 | 12,288.55 |
| SOCIAL SECURITY | 12,288.55 |
| 720110 | 25,496.43 |
| EMPLOYEE INSURANCE | 25,496.43 |
| 720120 | 20,395.49 |
| RETIREMENT | 20,395.49 |
| 720140 | 1,189.95 |
| STATE UNEMPLOYMENT TAX | 1,189.95 |
| 730100 | 1,333.82 |
| OFFICE SUPPLIES | 1,333.82 |
| 730110 | 1,385.56 |
| POSTAGE | 1,385.56 |
| 740510 | - |
| PROFESSIONAL DEVELOPMENT | - |
| 740512 | 829,864.53 |
| PROFESSIONAL SERVICES | 829,864.53 |
| 740540 | - |
| TRAVEL EXPENSE | - |
| 740570 | 2,670.55 |
| ADVERTISING | 2,670.55 |
| 740580 | 2,511.00 |
| PRINTING | 2,511.00 |
| 740640 | 825,900.42 |
| CONTRACT SERVICES | 825,900.42 |
| 740660 | 1,980.07 |
| EQUIPMENT RENTAL | 1,980.07 |
| 740750 | 36,447.49 |
| REMODEL | 36,447.49 |
| 750800 | 1,250.00 |
| MAJOR PROJECTS | 1,250.00 |
| 740100 | 1,875.00 |
| IT HARDWARE MAINTENANCE | 1,875.00 |
| 4900 | 10,080.25 |
| RECYCLE CENTERS | 10,080.25 |
| 750800 | 10,080.25 |

| | |
|---|---|
| MAJOR PROJECTS | 10,080.25 |
| 5000 | 16,781.62 |
| AIRPORT | 16,781.62 |
| 750800 | 16,781.62 |
| MAJOR PROJECTS | 16,781.62 |
| 5100 | 160,684.39 |
| DISTRICT ATTORNEY | 160,684.39 |
| 710110 | 68,430.72 |
| SALARY/REGULAR | 68,430.72 |
| 710130 | 33,379.80 |
| SALARY/OVERTIME | 33,379.80 |
| 710150 | 9,775.00 |
| SALARY/SPECIAL PAY | 9,775.00 |
| 720100 | 8,265.06 |
| SOCIAL SECURITY | 8,265.06 |
| 720110 | 14,180.60 |
| EMPLOYEE INSURANCE | 14,180.60 |
| 720120 | 13,691.57 |
| RETIREMENT | 13,691.57 |
| 720130 | 1,070.77 |
| WORKERS COMPENSATION | 1,070.77 |
| 720140 | 685.87 |
| STATE UNEMPLOYMENT TAX | 685.87 |
| 740640 | 11,205.00 |
| CONTRACT SERVICES | 11,205.00 |
| 5200 | 3,956,024.97 |
| OFFICE OF HOMELAND SECURITY & EMERGENCY MANAGEMENT | 3,956,024.97 |
| 710110 | 54,867.06 |
| SALARY/REGULAR | 54,867.06 |
| 720100 | 4,058.50 |
| SOCIAL SECURITY | 4,058.50 |
| 720110 | 14,466.82 |
| EMPLOYEE INSURANCE | 14,466.82 |
| 720120 | 6,732.22 |
| RETIREMENT | 6,732.22 |
| 720130 | 152.71 |
| WORKERS COMPENSATION | 152.71 |
| 720140 | 543.91 |
| STATE UNEMPLOYMENT TAX | 543.91 |
| 730100 | 16,701.51 |
| OFFICE SUPPLIES | 16,701.51 |
| 730140 | 64,047.21 |
| JANITOR SUPPLIES | 64,047.21 |
| 730220 | 55,530.56 |
| REPLACEMENTS | 55,530.56 |
| 730240 | 80.00 |
| FUEL | 80.00 |
| 730250 | 85,750.08 |
| SHOP SUPPLIES | 85,750.08 |
| 730260 | 14,648.98 |
| VEHICLE SUPPLIES | 14,648.98 |
| 730270 | 1,659.30 |
| LAW ENFORCEMENT SPECIFIC SUPPLIES | 1,659.30 |
| 730300 | 3,031.00 |
| COMMUNITY AWARENESS SUPPLIES | 3,031.00 |

| | |
|---|---|
| 730320 | 36,867.99 |
| IT HARDWARE | 36,867.99 |
| 730330 | 47,900.00 |
| IT SOFTWARE | 47,900.00 |
| 730380 | 361,881.09 |
| AUDIO/VISUAL SUPPLIES | 361,881.09 |
| 730390 | 1,367,917.70 |
| MEDICAL SUPPLIES | 1,367,917.70 |
| 740140 | 6,993.57 |
| VEHICLE MAINTENANCE | 6,993.57 |
| 740512 | 583,328.70 |
| PROFESSIONAL SERVICES | 583,328.70 |
| 740530 | 1,553.19 |
| MOBILE PHONE AND DATA | 1,553.19 |
| 740540 | 5,368.73 |
| TRAVEL EXPENSE | 5,368.73 |
| 740640 | 2,570.28 |
| CONTRACT SERVICES | 2,570.28 |
| 740656 | 47,500.00 |
| RENT AND LEASES | 47,500.00 |
| 740660 | 88,737.47 |
| EQUIPMENT RENTAL | 88,737.47 |
| 740820 | 118,862.70 |
| DEMOLITION | 118,862.70 |
| 740970 | 12,871.42 |
| FREIGHT AND HANDLING | 12,871.42 |
| 750300 | 318,855.82 |
| CAPITAL OUTLAY-BUILDING | 318,855.82 |
| 750400 | 519,838.51 |
| CAPITAL OUTLAY-FURNITURE FIXTURES AND EQUIPMENT | 519,838.51 |
| 750600 | 112,707.94 |
| CAPITAL OUTLAY-VEHICLES | 112,707.94 |
| 5400 | 627,198.19 |
| JUVENILE PROBATION-ADMINISTRATIVE | 627,198.19 |
| 710110 | 283,131.82 |
| SALARY/REGULAR | 283,131.82 |
| 710130 | 355.10 |
| SALARY/OVERTIME | 355.10 |
| 710140 | 169.83 |
| SALARY/CELL PHONE ALLOWANCE | 169.83 |
| 720100 | 21,126.22 |
| SOCIAL SECURITY | 21,126.22 |
| 720110 | 71,404.65 |
| EMPLOYEE INSURANCE | 71,404.65 |
| 720120 | 34,804.72 |
| RETIREMENT | 34,804.72 |
| 720140 | 3,129.22 |
| STATE UNEMPLOYMENT TAX | 3,129.22 |
| 730100 | 5,795.56 |
| OFFICE SUPPLIES | 5,795.56 |
| 730240 | 280.01 |
| FUEL | 280.01 |
| 730260 | 10.90 |
| VEHICLE SUPPLIES | 10.90 |
| 730390 | 2,140.29 |

| | |
|---|---|
| MEDICAL SUPPLIES | 2,140.29 |
| 740510 | 5,224.48 |
| PROFESSIONAL DEVELOPMENT | 5,224.48 |
| 740512 | 12,025.00 |
| PROFESSIONAL SERVICES | 12,025.00 |
| 740516 | 4,655.80 |
| PROFESSIONAL SERVICES-URINALYSIS | 4,655.80 |
| 740518 | 1,200.00 |
| PROFESSIONAL SERVICES-POLYGRAPH | 1,200.00 |
| 740530 | 4,018.59 |
| MOBILE PHONE AND DATA | 4,018.59 |
| 740540 | 4,588.78 |
| TRAVEL EXPENSE | 4,588.78 |
| 740660 | 172.80 |
| EQUIPMENT RENTAL | 172.80 |
| 740790 | 6,663.81 |
| ELECTRONIC MONITORING | 6,663.81 |
| 740800 | 69,389.19 |
| PURCHASED RESIDENTIAL SERVICE-INTERNAL CONT | 69,389.19 |
| 740810 | 96,911.42 |
| PURCHASED RESIDENTIAL SERVICE-EXTERNAL CONT | 96,911.42 |
| 5401 | 154,771.88 |
| JUVENILE PROBATION-DETENTION | 154,771.88 |
| 710110 | 67,032.61 |
| SALARY/REGULAR | 67,032.61 |
| 720100 | 5,038.45 |
| SOCIAL SECURITY | 5,038.45 |
| 720110 | 17,692.15 |
| EMPLOYEE INSURANCE | 17,692.15 |
| 720120 | 8,224.81 |
| RETIREMENT | 8,224.81 |
| 720140 | 795.08 |
| STATE UNEMPLOYMENT TAX | 795.08 |
| 730100 | 1,165.26 |
| OFFICE SUPPLIES | 1,165.26 |
| 740512 | 9,245.39 |
| PROFESSIONAL SERVICES | 9,245.39 |
| 740694 | 13,734.24 |
| FOOD SERVICE | 13,734.24 |
| 740800 | 12,059.09 |
| PURCHASED RESIDENTIAL SERVICE-INTERNAL CONT | 12,059.09 |
| 740810 | 19,784.80 |
| PURCHASED RESIDENTIAL SERVICE-EXTERNAL CONT | 19,784.80 |
| 6000 | 14,700.00 |
| SHERIFF | 14,700.00 |
| 730390 | 14,700.00 |
| MEDICAL SUPPLIES | 14,700.00 |
| 6200 | 68,709.68 |
| SHERIFF CID | 68,709.68 |
| 710110 | 17,877.44 |
| SALARY/REGULAR | 17,877.44 |
| 720100 | 1,361.44 |
| SOCIAL SECURITY | 1,361.44 |
| 720110 | 4,559.65 |
| EMPLOYEE INSURANCE | 4,559.65 |

| | |
|---|---|
| 720120 | 2,193.56 |
| RETIREMENT | 2,193.56 |
| 720130 | 46.69 |
| WORKERS COMPENSATION | 46.69 |
| 720140 | 197.18 |
| STATE UNEMPLOYMENT TAX | 197.18 |
| 730100 | 558.72 |
| OFFICE SUPPLIES | 558.72 |
| 730270 | 41,915.00 |
| LAW ENFORCEMENT SPECIFIC SUPPLIES | 41,915.00 |
| 6202 | 31,308.67 |
| SHERIFF ORGANIZED CRIME | 31,308.67 |
| 710130 | 15,454.01 |
| SALARY/OVERTIME | 15,454.01 |
| 720100 | 1,143.92 |
| SOCIAL SECURITY | 1,143.92 |
| 720110 | - |
| EMPLOYEE INSURANCE | - |
| 720120 | 1,896.21 |
| RETIREMENT | 1,896.21 |
| 730100 | 1,516.51 |
| OFFICE SUPPLIES | 1,516.51 |
| 730270 | 8,629.90 |
| LAW ENFORCEMENT SPECIFIC SUPPLIES | 8,629.90 |
| 740540 | 368.12 |
| TRAVEL EXPENSE | 368.12 |
| 740660 | 2,300.00 |
| EQUIPMENT RENTAL | 2,300.00 |
| 6300 | 28,798.12 |
| SHERIFF PATROL | 28,798.12 |
| 710130 | 23,587.79 |
| SALARY/OVERTIME | 23,587.79 |
| 720100 | 1,768.70 |
| SOCIAL SECURITY | 1,768.70 |
| 720120 | 2,894.23 |
| RETIREMENT | 2,894.23 |
| 720130 | 547.40 |
| WORKERS COMPENSATION | 547.40 |
| 6302 | 158,951.97 |
| SHERIFF PATROL WEST | 158,951.97 |
| 710110 | 66,441.76 |
| SALARY/REGULAR | 66,441.76 |
| 720100 | 5,001.20 |
| SOCIAL SECURITY | 5,001.20 |
| 720110 | 11,075.18 |
| EMPLOYEE INSURANCE | 11,075.18 |
| 720120 | 8,152.47 |
| RETIREMENT | 8,152.47 |
| 720130 | 581.66 |
| WORKERS COMPENSATION | 581.66 |
| 720140 | 531.02 |
| STATE UNEMPLOYMENT TAX | 531.02 |
| 730100 | 402.67 |
| OFFICE SUPPLIES | 402.67 |
| 730270 | 456.00 |

| | |
|---|---|
| LAW ENFORCEMENT SPECIFIC SUPPLIES | 456.00 |
| 730330 | 7,657.75 |
| IT SOFTWARE | 7,657.75 |
| 740140 | 1,825.98 |
| VEHICLE MAINTENANCE | 1,825.98 |
| 740530 | 1,566.55 |
| MOBILE PHONE AND DATA | 1,566.55 |
| 740580 | 118.83 |
| PRINTING | 118.83 |
| 740640 | 53,070.90 |
| CONTRACT SERVICES | 53,070.90 |
| 740660 | 2,070.00 |
| EQUIPMENT RENTAL | 2,070.00 |
| 6500 | 8,441.16 |
| SHERIFF ADMINISTRATIVE | 8,441.16 |
| 710110 | 4,710.40 |
| SALARY/REGULAR | 4,710.40 |
| 710130 | 22.08 |
| SALARY/OVERTIME | 22.08 |
| 720100 | 362.03 |
| SOCIAL SECURITY | 362.03 |
| 720120 | 580.67 |
| RETIREMENT | 580.67 |
| 720140 | 75.72 |
| STATE UNEMPLOYMENT TAX | 75.72 |
| 730100 | 61.81 |
| OFFICE SUPPLIES | 61.81 |
| 730320 | 2,628.45 |
| IT HARDWARE | 2,628.45 |
| 7100 | 4,158.99 |
| CONSTABLE PRECINCT 1 | 4,158.99 |
| 710130 | 3,406.96 |
| SALARY/OVERTIME | 3,406.96 |
| 720100 | 249.81 |
| SOCIAL SECURITY | 249.81 |
| 720120 | 418.05 |
| RETIREMENT | 418.05 |
| 720130 | 84.17 |
| WORKERS COMPENSATION | 84.17 |
| 7300 | 467.29 |
| CONSTABLE PRECINCT 3 | 467.29 |
| 730100 | 266.45 |
| OFFICE SUPPLIES | 266.45 |
| 730280 | 200.84 |
| CANINE EXPENSES | 200.84 |
| 7400 | 222.28 |
| CONSTABLE PRECINCT 4 | 222.28 |
| 710130 | 185.52 |
| SALARY/OVERTIME | 185.52 |
| 720100 | 14.00 |
| SOCIAL SECURITY | 14.00 |
| 720120 | 22.76 |
| RETIREMENT | 22.76 |
| 7500 | 33,139.60 |
| CONSTABLE PRECINCT 5 | 33,139.60 |

| | |
|---|---|
| 710130 | 4,869.46 |
| SALARY/OVERTIME | 4,869.46 |
| 720100 | 367.56 |
| SOCIAL SECURITY | 367.56 |
| 720120 | 597.49 |
| RETIREMENT | 597.49 |
| 720130 | 100.59 |
| WORKERS COMPENSATION | 100.59 |
| 750600 | 27,204.50 |
| CAPITAL OUTLAY-VEHICLES | 27,204.50 |
| 8340 | 49,466.73 |
| 359TH DISTRICT COURT | 49,466.73 |
| 710110 | 21,012.80 |
| SALARY/REGULAR | 21,012.80 |
| 720100 | 1,476.15 |
| SOCIAL SECURITY | 1,476.15 |
| 720110 | 4,559.65 |
| EMPLOYEE INSURANCE | 4,559.65 |
| 720120 | 2,578.30 |
| RETIREMENT | 2,578.30 |
| 720140 | 208.08 |
| STATE UNEMPLOYMENT TAX | 208.08 |
| 740512 | 19,631.75 |
| PROFESSIONAL SERVICES | 19,631.75 |
| 9400 | 1,407.60 |
| COMMISSIONER PRECINCT 4 | 1,407.60 |
| 740570 | 612.00 |
| ADVERTISING | 612.00 |
| 750800 | 795.60 |
| MAJOR PROJECTS | 795.60 |
| 9109 | 8,053.32 |
| RECYCLE - PRECINCT 1 | 8,053.32 |
| 710110 | 5,785.50 |
| SALARY/REGULAR | 5,785.50 |
| 720100 | 442.59 |
| SOCIAL SECURITY | 442.59 |
| 720110 | 1,115.35 |
| EMPLOYEE INSURANCE | 1,115.35 |
| 720120 | 709.88 |
| RETIREMENT | 709.88 |
| 221 | 187,727.47 |
| HAVA | 187,727.47 |
| 2500 | 187,727.47 |
| ELECTIONS ADMINISTRATOR | 187,727.47 |
| 710100 | - |
| SALARY/OFFICIAL-DEPARTMENT HEAD | - |
| 710110 | 57,914.34 |
| SALARY/REGULAR | 57,914.34 |
| 710130 | 40,357.70 |
| SALARY/OVERTIME | 40,357.70 |
| 720100 | 7,472.95 |
| SOCIAL SECURITY | 7,472.95 |
| 720120 | 6,322.36 |
| RETIREMENT | 6,322.36 |
| 730100 | 7,173.41 |

| | |
|---|---|
| OFFICE SUPPLIES | 7,173.41 |
| 730140 | 135.96 |
| JANITOR SUPPLIES | 135.96 |
| 730210 | 601.05 |
| DATA PROCESSING SUPPLIES | 601.05 |
| 730240 | 113.45 |
| FUEL | 113.45 |
| 730250 | 446.37 |
| SHOP SUPPLIES | 446.37 |
| 730320 | 40,108.30 |
| IT HARDWARE | 40,108.30 |
| 740512 | 17,432.67 |
| PROFESSIONAL SERVICES | 17,432.67 |
| 740580 | 5,145.00 |
| PRINTING | 5,145.00 |
| 740656 | 979.72 |
| RENT AND LEASES | 979.72 |
| 740660 | 694.19 |
| EQUIPMENT RENTAL | 694.19 |
| 740100 | 2,830.00 |
| IT HARDWARE MAINTENANCE | 2,830.00 |
| 300 | 281,696.84 |
| DEBT SERVICE | 281,696.84 |
| 3290 | 281,696.84 |
| DEBT SERVICE | 281,696.84 |
| 780200 | 128,111.25 |
| INTEREST AND FISCAL CHARGES | 128,111.25 |
| 780400 | 153,585.59 |
| ISSUANCE COSTS | 153,585.59 |
| 340 | (214,208,125.84) |
| GASB 34 CONVERSION | (214,208,125.84) |
| 1340 | (214,208,125.84) |
| GASB 34 CONVERSION | (214,208,125.84) |
| 750200 | (28,156,753.01) |
| CAPITAL OUTLAY-LAND | (28,156,753.01) |
| 750500 | (107,470,894.73) |
| CAPITAL OUTLAY-INTANGIBLES | (107,470,894.73) |
| 750800 | (78,580,478.10) |
| MAJOR PROJECTS | (78,580,478.10) |
| 400 | 2,567,068.88 |
| LOCAL CAPITAL PROJECTS | 2,567,068.88 |
| 1400 | 2,567,068.88 |
| LOCAL CAPITAL PROJECTS | 2,567,068.88 |
| 730320 | 14,342.07 |
| IT HARDWARE | 14,342.07 |
| 730330 | 3,008.10 |
| IT SOFTWARE | 3,008.10 |
| 740110 | 13,761.00 |
| IT SOFTWARE MAINTENANCE | 13,761.00 |
| 740512 | 63,754.00 |
| PROFESSIONAL SERVICES | 63,754.00 |
| 740628 | 18,040.00 |
| TELEPHONE-FIBER OPTIC-RESTRICTED | 18,040.00 |
| 740662 | 2,026,442.88 |
| LEASE TO PURCHASE | 2,026,442.88 |

| | |
|---|---|
| 750200 | 8,161.79 |
| CAPITAL OUTLAY-LAND | 8,161.79 |
| 750300 | (82.99) |
| CAPITAL OUTLAY-BUILDING | (82.99) |
| 750400 | 14,649.46 |
| CAPITAL OUTLAY-FURNITURE FIXTURES AND EQUIPMENT | 14,649.46 |
| 750800 | 404,992.57 |
| MAJOR PROJECTS | 404,992.57 |
| 404 | 1,851,917.37 |
| C/P ROAD BONDS 2016 | 1,851,917.37 |
| 1903 | 1,849,381.37 |
| CAPITAL ROAD PROJECTS | 1,849,381.37 |
| 730190 | 483,621.32 |
| ROAD MATERIALS | 483,621.32 |
| 730200 | 118,792.43 |
| CRUSHED CONCRETE/REJECT | 118,792.43 |
| 740512 | 4,882.04 |
| PROFESSIONAL SERVICES | 4,882.04 |
| 750200 | 91,918.00 |
| CAPITAL OUTLAY-LAND | 91,918.00 |
| 750800 | 1,150,167.58 |
| MAJOR PROJECTS | 1,150,167.58 |
| 9400 | 2,536.00 |
| COMMISSIONER PRECINCT 4 | 2,536.00 |
| 740512 | 2,061.00 |
| PROFESSIONAL SERVICES | 2,061.00 |
| 740730 | 475.00 |
| ACQUISITION COSTS | 475.00 |
| 405 | 4,503,849.18 |
| C/P ROAD BONDS 2016A | 4,503,849.18 |
| 1903 | 4,460,780.24 |
| CAPITAL ROAD PROJECTS | 4,460,780.24 |
| 740512 | 3,600.00 |
| PROFESSIONAL SERVICES | 3,600.00 |
| 740650 | - |
| SIGN AND SIGNAL MAINTENANCE | - |
| 750200 | 372,181.00 |
| CAPITAL OUTLAY-LAND | 372,181.00 |
| 750800 | 4,084,999.24 |
| MAJOR PROJECTS | 4,084,999.24 |
| 9100 | 38,015.94 |
| COMMISSIONER PRECINCT 1 | 38,015.94 |
| 740512 | 38,015.94 |
| PROFESSIONAL SERVICES | 38,015.94 |
| 9400 | 5,053.00 |
| COMMISSIONER PRECINCT 4 | 5,053.00 |
| 740730 | 5,053.00 |
| ACQUISITION COSTS | 5,053.00 |
| 406 | 2,133,581.28 |
| C/P ROAD BONDS 2018 | 2,133,581.28 |
| 1903 | 2,088,064.28 |
| CAPITAL ROAD PROJECTS | 2,088,064.28 |
| 730190 | 698,146.49 |
| ROAD MATERIALS | 698,146.49 |
| 740512 | 253.39 |

| | |
|---|---|
| PROFESSIONAL SERVICES | 253.39 |
| 740650 | - |
| SIGN AND SIGNAL MAINTENANCE | - |
| 750800 | 1,389,664.40 |
| MAJOR PROJECTS | 1,389,664.40 |
| 9100 | 40,958.46 |
| COMMISSIONER PRECINCT 1 | 40,958.46 |
| 740512 | 28,958.46 |
| PROFESSIONAL SERVICES | 28,958.46 |
| 750800 | 12,000.00 |
| MAJOR PROJECTS | 12,000.00 |
| 9300 | 4,558.54 |
| COMMISSIONER PRECINCT 3 | 4,558.54 |
| 750800 | 4,558.54 |
| MAJOR PROJECTS | 4,558.54 |
| 407 | 2,198,472.02 |
| C/P ROAD BONDS 2018B | 2,198,472.02 |
| 1903 | 821,779.17 |
| CAPITAL ROAD PROJECTS | 821,779.17 |
| 750200 | (1,814.00) |
| CAPITAL OUTLAY-LAND | (1,814.00) |
| 750800 | 823,593.17 |
| MAJOR PROJECTS | 823,593.17 |
| 9200 | 1,376,692.85 |
| COMMISSIONER PRECINCT 2 | 1,376,692.85 |
| 730190 | 1,376,692.85 |
| ROAD MATERIALS | 1,376,692.85 |
| 408 | 788,488.47 |
| C/P SHERIFF'S PROJECTS | 788,488.47 |
| 1408 | 788,488.47 |
| SHERIFF PROJECTS | 788,488.47 |
| 750200 | 10,000.00 |
| CAPITAL OUTLAY-LAND | 10,000.00 |
| 750800 | 778,488.47 |
| MAJOR PROJECTS | 778,488.47 |
| 500 | 13,751,120.45 |
| SELF INSURANCE | 13,751,120.45 |
| 2200 | 129.21 |
| RISK MANAGEMENT | 129.21 |
| 740962 | 24.36 |
| EMPLOYEE ASSISTANCE PROGRAM FEES | 24.36 |
| 740964 | 104.85 |
| PREFERRED PROVIDER ORGANIZATION FEES | 104.85 |
| 2201 | 13,750,991.24 |
| SELF INSURANCE | 13,750,991.24 |
| 730100 | 180.46 |
| OFFICE SUPPLIES | 180.46 |
| 730330 | 136,460.00 |
| IT SOFTWARE | 136,460.00 |
| 740120 | 9,004,762.17 |
| MEDICAL SERVICES | 9,004,762.17 |
| 740130 | 854,537.02 |
| PHYSICIAN SERVICES | 854,537.02 |
| 740190 | 1,806,506.42 |
| RX CLAIMS | 1,806,506.42 |

| | |
|---|---|
| 740512 | 54.00 |
| PROFESSIONAL SERVICES | 54.00 |
| 740640 | 7,669.76 |
| CONTRACT SERVICES | 7,669.76 |
| 740660 | 1,749.99 |
| EQUIPMENT RENTAL | 1,749.99 |
| 740710 | 257,198.70 |
| ADMINISTRATIVE CHARGES | 257,198.70 |
| 740740 | 6,553.58 |
| BANK SERVICE CHARGES | 6,553.58 |
| 740940 | 750,533.35 |
| INSURANCE PREMIUMS | 750,533.35 |
| 740960 | 70,177.80 |
| PRE-CERTIFICATION/ UTILITIZATION REVIEW FEES | 70,177.80 |
| 740962 | 21,560.63 |
| EMPLOYEE ASSISTANCE PROGRAM FEES | 21,560.63 |
| 740964 | 125,019.80 |
| PREFERRED PROVIDER ORGANIZATION FEES | 125,019.80 |
| 740968 | 708,027.56 |
| STOP LOSS PREMIUMS | 708,027.56 |
| 501 | 354,265.76 |
| WORKERS' COMPENSATION | 354,265.76 |
| 2203 | 354,265.76 |
| WORKERS COMPENSATION | 354,265.76 |
| 740120 | 290,645.76 |
| MEDICAL SERVICES | 290,645.76 |
| 740700 | 63,620.00 |
| INSURANCE/BOND PREMIUMS | 63,620.00 |
| 502 | 560,592.26 |
| PROPERTY/CASUALTY | 560,592.26 |
| 2202 | 560,592.26 |
| PROPERTY/CASUALTY | 560,592.26 |
| 740700 | 21,305.00 |
| INSURANCE/BOND PREMIUMS | 21,305.00 |
| 740710 | 322,726.24 |
| ADMINISTRATIVE CHARGES | 322,726.24 |
| 740930 | 37,787.00 |
| DAMAGE REPAIRS | 37,787.00 |
| 740940 | 23,571.17 |
| INSURANCE PREMIUMS | 23,571.17 |
| 740950 | 1,139.00 |
| BONDS-NOTARIES | 1,139.00 |
| 740952 | (15,936.15) |
| BONDS-SURETY | (15,936.15) |
| 760600 | 170,000.00 |
| SETTLEMENT COSTS | 170,000.00 |
| 999 | 4,006,990.84 |
| DEFAULT ZONE FUND | 4,006,990.84 |
| 1903 | 4,006,990.84 |
| CAPITAL ROAD PROJECTS | 4,006,990.84 |
| 730180 | 8,309.00 |
| CULVERTS | 8,309.00 |
| 730190 | - |
| ROAD MATERIALS | - |
| 740512 | 62,419.04 |

| | |
|---|---|
| PROFESSIONAL SERVICES | 62,419.04 |
| 740650 | - |
| SIGN AND SIGNAL MAINTENANCE | - |
| 750200 | - |
| CAPITAL OUTLAY-LAND | - |
| 750800 | 3,936,262.80 |
| MAJOR PROJECTS | 3,936,262.80 |
| (blank) | |
| (blank) | |
| (blank) | |
| (blank) | |
| (blank) | |
| (blank) | |
| 421 | 850,857.34 |
| ROAD BOND CLEARING FUND 421 | 850,857.34 |
| 1903 | 850,857.34 |
| CAPITAL ROAD PROJECTS | 850,857.34 |
| 750200 | 817,782.77 |
| CAPITAL OUTLAY-LAND | 817,782.77 |
| 750300 | 33,074.57 |
| CAPITAL OUTLAY-BUILDING | 33,074.57 |
| 750800 | - |
| MAJOR PROJECTS | - |

# Montgomery County, Texas
## Office of the County Auditor
**501 North Thompson, Suite 205, Conroe, Texas 77301**
**P. O. Box 539, Conroe, Texas 77305**

**Rakesh Pandey, CPA**
**County Auditor**

**Angela H. Blocker**
**1st Assistant County Auditor**


TO: Commissioners Court

FROM: Rakesh Pandey, County Auditor

DATE: March 23, 2021

RE: County Auditor's Report

The following reports "Report of Revenues" and "Report of Expenditures" are provided to the Commissioners Court in compliance with Local Government Code 114.024.

If you have any questions, please do not hesitate to contact me.

RP/mo


**Tele: (936) 539-7820•••Fax (936) 788-8390•••Email: Rakesh.Pandey@mctx.org**

# MONTGOMERY COUNTY, TEXAS

REPORT OF EXPENDITURES

For Year Ended September 30, 2020

March 15, 2021

| | Sum of NetTransactionAmount |
|---|---|
| 100 | 210,526,989.65 |
| GENERAL OPERATIONS | 210,526,989.65 |
| 1100 | 8,751,073.93 |
| GENERAL FUND | 8,751,073.93 |
| 730110 | (0.00) |
| POSTAGE | (0.00) |
| 740570 | - |
| ADVERTISING | - |
| 740660 | - |
| EQUIPMENT RENTAL | - |
| 740970 | - |
| FREIGHT AND HANDLING | - |
| 770100 | 8,751,073.93 |
| TRANSFERS OUT | 8,751,073.93 |
| 790100 | - |
| REIMBURSEMENTS CLEARING | - |
| 2000 | 542,020.75 |
| COUNTY JUDGE | 542,020.75 |
| 710100 | 154,997.89 |
| SALARY/OFFICIAL-DEPARTMENT HEAD | 154,997.89 |
| 710110 | 218,494.67 |
| SALARY/REGULAR | 218,494.67 |
| 710130 | 4,157.93 |
| SALARY/OVERTIME | 4,157.93 |
| 710140 | 1,934.60 |
| SALARY/CELL PHONE ALLOWANCE | 1,934.60 |
| 720100 | 27,236.74 |
| SOCIAL SECURITY | 27,236.74 |
| 720110 | 45,861.45 |
| EMPLOYEE INSURANCE | 45,861.45 |
| 720120 | 46,565.85 |
| RETIREMENT | 46,565.85 |
| 720140 | 414.72 |
| STATE UNEMPLOYMENT TAX | 414.72 |
| 730100 | 4,473.08 |
| OFFICE SUPPLIES | 4,473.08 |
| 730370 | 52.00 |
| PERIODICALS | 52.00 |
| 740530 | 455.88 |
| MOBILE PHONE AND DATA | 455.88 |
| 740656 | 3.98 |
| RENT AND LEASES | 3.98 |
| 740660 | 2,828.86 |
| EQUIPMENT RENTAL | 2,828.86 |
| 740720 | 34,670.75 |
| INDIGENT INTERMENT | 34,670.75 |
| 790100 | (127.65) |
| REIMBURSEMENTS CLEARING | (127.65) |

| | |
|---|---|
| 2100 | 625,345.81 |
| HUMAN RESOURCES | 625,345.81 |
| 710100 | 140,167.55 |
| SALARY/OFFICIAL-DEPARTMENT HEAD | 140,167.55 |
| 710110 | 280,289.63 |
| SALARY/REGULAR | 280,289.63 |
| 710140 | 967.31 |
| SALARY/CELL PHONE ALLOWANCE | 967.31 |
| 720100 | 31,215.05 |
| SOCIAL SECURITY | 31,215.05 |
| 720110 | 70,724.82 |
| EMPLOYEE INSURANCE | 70,724.82 |
| 720120 | 51,709.03 |
| RETIREMENT | 51,709.03 |
| 720140 | 864.00 |
| STATE UNEMPLOYMENT TAX | 864.00 |
| 730100 | 6,737.19 |
| OFFICE SUPPLIES | 6,737.19 |
| 740120 | 126.00 |
| MEDICAL SERVICES | 126.00 |
| 740510 | 802.85 |
| PROFESSIONAL DEVELOPMENT | 802.85 |
| 740512 | 28,156.91 |
| PROFESSIONAL SERVICES | 28,156.91 |
| 740516 | 3,400.00 |
| PROFESSIONAL SERVICES-URINALYSIS | 3,400.00 |
| 740640 | 5,559.70 |
| CONTRACT SERVICES | 5,559.70 |
| 740660 | 3,712.62 |
| EQUIPMENT RENTAL | 3,712.62 |
| 740680 | 885.00 |
| MEMBERSHIP/ASSOCIATION DUES | 885.00 |
| 730101 | 28.15 |
| FOOD SUPPLIES | 28.15 |
| 2101 | 1,406.64 |
| CIVIL SERVICE | 1,406.64 |
| 730100 | 706.64 |
| OFFICE SUPPLIES | 706.64 |
| 740512 | 700.00 |
| PROFESSIONAL SERVICES | 700.00 |
| 2200 | 913,399.00 |
| RISK MANAGEMENT | 913,399.00 |
| 710100 | 123,468.01 |
| SALARY/OFFICIAL-DEPARTMENT HEAD | 123,468.01 |
| 710110 | 455,851.54 |
| SALARY/REGULAR | 455,851.54 |
| 710140 | 1,001.90 |
| SALARY/CELL PHONE ALLOWANCE | 1,001.90 |
| 720100 | 43,215.89 |
| SOCIAL SECURITY | 43,215.89 |
| 720110 | 100,712.17 |
| EMPLOYEE INSURANCE | 100,712.17 |
| 720120 | 71,207.94 |
| RETIREMENT | 71,207.94 |
| 720140 | 1,317.25 |

| | |
|---|---|
| STATE UNEMPLOYMENT TAX | 1,317.25 |
| 730100 | 11,941.92 |
| OFFICE SUPPLIES | 11,941.92 |
| 730240 | 62.30 |
| FUEL | 62.30 |
| 730310 | 112.30 |
| UNIFORMS | 112.30 |
| 730390 | 98.37 |
| MEDICAL SUPPLIES | 98.37 |
| 740110 | 765.00 |
| IT SOFTWARE MAINTENANCE | 765.00 |
| 740120 | 4,648.39 |
| MEDICAL SERVICES | 4,648.39 |
| 740140 | 3,809.61 |
| VEHICLE MAINTENANCE | 3,809.61 |
| 740510 | 3,378.00 |
| PROFESSIONAL DEVELOPMENT | 3,378.00 |
| 740512 | 25,090.14 |
| PROFESSIONAL SERVICES | 25,090.14 |
| 740530 | 2,055.43 |
| MOBILE PHONE AND DATA | 2,055.43 |
| 740540 | 2,059.26 |
| TRAVEL EXPENSE | 2,059.26 |
| 740550 | 12,595.83 |
| SAFETY PROGRAM | 12,595.83 |
| 740640 | 131.22 |
| CONTRACT SERVICES | 131.22 |
| 740660 | 4,954.20 |
| EQUIPMENT RENTAL | 4,954.20 |
| 740680 | 985.00 |
| MEMBERSHIP/ASSOCIATION DUES | 985.00 |
| 740700 | 21,880.00 |
| INSURANCE/BOND PREMIUMS | 21,880.00 |
| 740952 | - |
| BONDS-SURETY | - |
| 750400 | 22,061.00 |
| CAPITAL OUTLAY-FURNITURE FIXTURES AND EQUIPMENT | 22,061.00 |
| 790100 | (34.55) |
| REIMBURSEMENTS CLEARING | (34.55) |
| 730101 | 30.88 |
| FOOD SUPPLIES | 30.88 |
| 2300 | 2,425,242.20 |
| COUNTY CLERK | 2,425,242.20 |
| 710100 | 133,425.34 |
| SALARY/OFFICIAL-DEPARTMENT HEAD | 133,425.34 |
| 710110 | 1,520,167.64 |
| SALARY/REGULAR | 1,520,167.64 |
| 710130 | 13.08 |
| SALARY/OVERTIME | 13.08 |
| 720100 | 122,019.66 |
| SOCIAL SECURITY | 122,019.66 |
| 720110 | 398,247.74 |
| EMPLOYEE INSURANCE | 398,247.74 |
| 720120 | 202,898.59 |
| RETIREMENT | 202,898.59 |

| | |
|---|---|
| 720140 | 5,080.05 |
| STATE UNEMPLOYMENT TAX | 5,080.05 |
| 730100 | 7,672.88 |
| OFFICE SUPPLIES | 7,672.88 |
| 730120 | 658.00 |
| BOOK SUPPLEMENTS | 658.00 |
| 730170 | 11,744.12 |
| BIRTH CERTIFICATES | 11,744.12 |
| 730210 | 1,802.62 |
| DATA PROCESSING SUPPLIES | 1,802.62 |
| 740110 | 69.95 |
| IT SOFTWARE MAINTENANCE | 69.95 |
| 740510 | 1,525.00 |
| PROFESSIONAL DEVELOPMENT | 1,525.00 |
| 740512 | 2,475.23 |
| PROFESSIONAL SERVICES | 2,475.23 |
| 740540 | 1,403.42 |
| TRAVEL EXPENSE | 1,403.42 |
| 740580 | 1,584.00 |
| PRINTING | 1,584.00 |
| 740640 | 2,253.11 |
| CONTRACT SERVICES | 2,253.11 |
| 740660 | 12,206.07 |
| EQUIPMENT RENTAL | 12,206.07 |
| 790100 | (4.30) |
| REIMBURSEMENTS CLEARING | (4.30) |
| 2302 | 402,152.41 |
| COURT COLLECTIONS | 402,152.41 |
| 710110 | 246,627.64 |
| SALARY/REGULAR | 246,627.64 |
| 720100 | 17,911.58 |
| SOCIAL SECURITY | 17,911.58 |
| 720110 | 59,760.11 |
| EMPLOYEE INSURANCE | 59,760.11 |
| 720120 | 30,261.23 |
| RETIREMENT | 30,261.23 |
| 720140 | 888.80 |
| STATE UNEMPLOYMENT TAX | 888.80 |
| 730100 | 2,962.61 |
| OFFICE SUPPLIES | 2,962.61 |
| 730110 | 11,547.20 |
| POSTAGE | 11,547.20 |
| 740512 | 11,065.75 |
| PROFESSIONAL SERVICES | 11,065.75 |
| 740640 | 18,199.33 |
| CONTRACT SERVICES | 18,199.33 |
| 740660 | 2,828.16 |
| EQUIPMENT RENTAL | 2,828.16 |
| 740680 | 100.00 |
| MEMBERSHIP/ASSOCIATION DUES | 100.00 |
| 2400 | 305,299.02 |
| VETERANS SERVICE | 305,299.02 |
| 710100 | 86,945.10 |
| SALARY/OFFICIAL-DEPARTMENT HEAD | 86,945.10 |
| 710110 | 126,600.92 |

| | |
|---|---|
| SALARY/REGULAR | 126,600.92 |
| 720100 | 15,556.37 |
| SOCIAL SECURITY | 15,556.37 |
| 720110 | 40,126.78 |
| EMPLOYEE INSURANCE | 40,126.78 |
| 720120 | 26,202.28 |
| RETIREMENT | 26,202.28 |
| 720140 | 629.86 |
| STATE UNEMPLOYMENT TAX | 629.86 |
| 730100 | 1,528.93 |
| OFFICE SUPPLIES | 1,528.93 |
| 740510 | 1,290.00 |
| PROFESSIONAL DEVELOPMENT | 1,290.00 |
| 740540 | 3,959.25 |
| TRAVEL EXPENSE | 3,959.25 |
| 740620 | 143.91 |
| ELECTRICITY | 143.91 |
| 740660 | 2,315.62 |
| EQUIPMENT RENTAL | 2,315.62 |
| 2500 | 1,423,804.12 |
| ELECTIONS ADMINISTRATOR | 1,423,804.12 |
| 710100 | 90,015.86 |
| SALARY/OFFICIAL-DEPARTMENT HEAD | 90,015.86 |
| 710110 | 758,380.59 |
| SALARY/REGULAR | 758,380.59 |
| 710130 | 69,409.58 |
| SALARY/OVERTIME | 69,409.58 |
| 720100 | 68,372.46 |
| SOCIAL SECURITY | 68,372.46 |
| 720110 | 126,729.26 |
| EMPLOYEE INSURANCE | 126,729.26 |
| 720120 | 84,637.92 |
| RETIREMENT | 84,637.92 |
| 720140 | 8,366.98 |
| STATE UNEMPLOYMENT TAX | 8,366.98 |
| 730100 | 41,408.56 |
| OFFICE SUPPLIES | 41,408.56 |
| 730210 | 13,278.52 |
| DATA PROCESSING SUPPLIES | 13,278.52 |
| 730220 | 489.17 |
| REPLACEMENTS | 489.17 |
| 730240 | 50.50 |
| FUEL | 50.50 |
| 730250 | 152.71 |
| SHOP SUPPLIES | 152.71 |
| 730320 | 1,775.62 |
| IT HARDWARE | 1,775.62 |
| 730330 | 52.99 |
| IT SOFTWARE | 52.99 |
| 740140 | 232.36 |
| VEHICLE MAINTENANCE | 232.36 |
| 740512 | 98,501.09 |
| PROFESSIONAL SERVICES | 98,501.09 |
| 740530 | 8,029.72 |
| MOBILE PHONE AND DATA | 8,029.72 |

| | |
|---|---|
| 740540 | 5,295.65 |
| TRAVEL EXPENSE | 5,295.65 |
| 740580 | 29,843.60 |
| PRINTING | 29,843.60 |
| 740620 | 15,445.27 |
| ELECTRICITY | 15,445.27 |
| 740628 | 1,920.00 |
| TELEPHONE-FIBER OPTIC-RESTRICTED | 1,920.00 |
| 740640 | 243.55 |
| CONTRACT SERVICES | 243.55 |
| 740656 | 300.00 |
| RENT AND LEASES | 300.00 |
| 740660 | 533.80 |
| EQUIPMENT RENTAL | 533.80 |
| 740970 | 341.00 |
| FREIGHT AND HANDLING | 341.00 |
| 790100 | (2.64) |
| REIMBURSEMENTS CLEARING | (2.64) |
| 740627 | - |
| TELEPHONE-RESTRICTED | - |
| 2501 | 131,412.95 |
| VOTER REGISTRATION | 131,412.95 |
| 710110 | 57,602.54 |
| SALARY/REGULAR | 57,602.54 |
| 710130 | 1,240.89 |
| SALARY/OVERTIME | 1,240.89 |
| 720100 | 4,501.53 |
| SOCIAL SECURITY | 4,501.53 |
| 720140 | 576.28 |
| STATE UNEMPLOYMENT TAX | 576.28 |
| 730100 | 23,802.41 |
| OFFICE SUPPLIES | 23,802.41 |
| 730210 | 1,934.00 |
| DATA PROCESSING SUPPLIES | 1,934.00 |
| 730320 | 15,403.24 |
| IT HARDWARE | 15,403.24 |
| 740512 | 6,490.00 |
| PROFESSIONAL SERVICES | 6,490.00 |
| 740530 | 574.12 |
| MOBILE PHONE AND DATA | 574.12 |
| 740540 | 536.44 |
| TRAVEL EXPENSE | 536.44 |
| 740580 | 10,543.50 |
| PRINTING | 10,543.50 |
| 750400 | 8,208.00 |
| CAPITAL OUTLAY-FURNITURE FIXTURES AND EQUIPMENT | 8,208.00 |
| 2600 | 12,827,611.64 |
| INFORMATION TECHNOLOGY | 12,827,611.64 |
| 710100 | 129,893.06 |
| SALARY/OFFICIAL-DEPARTMENT HEAD | 129,893.06 |
| 710110 | 2,494,272.98 |
| SALARY/REGULAR | 2,494,272.98 |
| 710140 | 6,291.92 |
| SALARY/CELL PHONE ALLOWANCE | 6,291.92 |
| 720100 | 196,224.95 |

| | |
|---|---|
| SOCIAL SECURITY | 196,224.95 |
| 720110 | 383,809.88 |
| EMPLOYEE INSURANCE | 383,809.88 |
| 720120 | 322,778.94 |
| RETIREMENT | 322,778.94 |
| 720140 | 5,352.81 |
| STATE UNEMPLOYMENT TAX | 5,352.81 |
| 730100 | 68,757.80 |
| OFFICE SUPPLIES | 68,757.80 |
| 730110 | 9,827.43 |
| POSTAGE | 9,827.43 |
| 730210 | 1,199.94 |
| DATA PROCESSING SUPPLIES | 1,199.94 |
| 730220 | 799.77 |
| REPLACEMENTS | 799.77 |
| 730240 | 3,467.80 |
| FUEL | 3,467.80 |
| 730320 | 430,923.42 |
| IT HARDWARE | 430,923.42 |
| 730330 | 1,484,523.95 |
| IT SOFTWARE | 1,484,523.95 |
| 730332 | 676,814.23 |
| TELEPHONE-REPAIRS/REPLACEMENT-RESTRICTED | 676,814.23 |
| 740110 | 2,127,103.77 |
| IT SOFTWARE MAINTENANCE | 2,127,103.77 |
| 740140 | 1,263.79 |
| VEHICLE MAINTENANCE | 1,263.79 |
| 740420 | 4,474.50 |
| COURIER SERVICE | 4,474.50 |
| 740510 | 11,658.28 |
| PROFESSIONAL DEVELOPMENT | 11,658.28 |
| 740512 | 416,840.88 |
| PROFESSIONAL SERVICES | 416,840.88 |
| 740530 | 28,514.66 |
| MOBILE PHONE AND DATA | 28,514.66 |
| 740540 | 2,131.68 |
| TRAVEL EXPENSE | 2,131.68 |
| 740620 | 190.00 |
| ELECTRICITY | 190.00 |
| 740628 | 641,273.46 |
| TELEPHONE-FIBER OPTIC-RESTRICTED | 641,273.46 |
| 740660 | 1,720.44 |
| EQUIPMENT RENTAL | 1,720.44 |
| 740662 | 359,496.37 |
| LEASE TO PURCHASE | 359,496.37 |
| 740680 | 350.00 |
| MEMBERSHIP/ASSOCIATION DUES | 350.00 |
| 750400 | 1,980,819.46 |
| CAPITAL OUTLAY-FURNITURE FIXTURES AND EQUIPMENT | 1,980,819.46 |
| 750500 | 205,465.78 |
| CAPITAL OUTLAY-INTANGIBLES | 205,465.78 |
| 750600 | 106,816.30 |
| CAPITAL OUTLAY-VEHICLES | 106,816.30 |
| 750800 | 576,967.28 |
| MAJOR PROJECTS | 576,967.28 |

| | |
|---|---|
| 790100 | (56,199.53) |
| REIMBURSEMENTS CLEARING | (56,199.53) |
| 740260 | 34.04 |
| INTEREST ON CREDIT CARDS | 34.04 |
| 740627 | 199,399.35 |
| TELEPHONE-RESTRICTED | 199,399.35 |
| 740100 | 4,352.25 |
| IT HARDWARE MAINTENANCE | 4,352.25 |
| 2700 | 3,584,625.80 |
| DISTRICT CLERK | 3,584,625.80 |
| 710100 | 133,425.34 |
| SALARY/OFFICIAL-DEPARTMENT HEAD | 133,425.34 |
| 710110 | 2,274,561.96 |
| SALARY/REGULAR | 2,274,561.96 |
| 720100 | 177,314.03 |
| SOCIAL SECURITY | 177,314.03 |
| 720110 | 658,872.00 |
| EMPLOYEE INSURANCE | 658,872.00 |
| 720120 | 295,460.48 |
| RETIREMENT | 295,460.48 |
| 720140 | 8,911.83 |
| STATE UNEMPLOYMENT TAX | 8,911.83 |
| 730100 | 11,767.53 |
| OFFICE SUPPLIES | 11,767.53 |
| 730110 | 404.20 |
| POSTAGE | 404.20 |
| 730320 | 1,836.32 |
| IT HARDWARE | 1,836.32 |
| 740510 | 1,030.00 |
| PROFESSIONAL DEVELOPMENT | 1,030.00 |
| 740540 | 1,346.55 |
| TRAVEL EXPENSE | 1,346.55 |
| 740580 | 750.00 |
| PRINTING | 750.00 |
| 740640 | 288.91 |
| CONTRACT SERVICES | 288.91 |
| 740660 | 18,852.41 |
| EQUIPMENT RENTAL | 18,852.41 |
| 740680 | 50.00 |
| MEMBERSHIP/ASSOCIATION DUES | 50.00 |
| 790100 | (450.00) |
| REIMBURSEMENTS CLEARING | (450.00) |
| 740100 | 204.24 |
| IT HARDWARE MAINTENANCE | 204.24 |
| 2800 | 3,540,466.72 |
| COUNTY ATTORNEY | 3,540,466.72 |
| 710100 | 184,399.69 |
| SALARY/OFFICIAL-DEPARTMENT HEAD | 184,399.69 |
| 710110 | 2,273,246.21 |
| SALARY/REGULAR | 2,273,246.21 |
| 710130 | 403.00 |
| SALARY/OVERTIME | 403.00 |
| 710140 | 2,508.25 |
| SALARY/CELL PHONE ALLOWANCE | 2,508.25 |
| 720100 | 183,757.63 |

| | |
|---|---|
| SOCIAL SECURITY | 183,757.63 |
| 720110 | 308,280.17 |
| EMPLOYEE INSURANCE | 308,280.17 |
| 720120 | 308,513.15 |
| RETIREMENT | 308,513.15 |
| 720140 | 4,449.45 |
| STATE UNEMPLOYMENT TAX | 4,449.45 |
| 730100 | 14,139.25 |
| OFFICE SUPPLIES | 14,139.25 |
| 730120 | 27,012.36 |
| BOOK SUPPLEMENTS | 27,012.36 |
| 730330 | 25.56 |
| IT SOFTWARE | 25.56 |
| 740220 | 203,559.30 |
| LEGAL/LITIGATION COSTS | 203,559.30 |
| 740420 | 233.90 |
| COURIER SERVICE | 233.90 |
| 740504 | 9,624.86 |
| ONLINE SERVICES | 9,624.86 |
| 740510 | 8,297.94 |
| PROFESSIONAL DEVELOPMENT | 8,297.94 |
| 740540 | 2,005.84 |
| TRAVEL EXPENSE | 2,005.84 |
| 740580 | 1,430.19 |
| PRINTING | 1,430.19 |
| 740640 | 150.72 |
| CONTRACT SERVICES | 150.72 |
| 740660 | 7,489.43 |
| EQUIPMENT RENTAL | 7,489.43 |
| 740680 | 770.00 |
| MEMBERSHIP/ASSOCIATION DUES | 770.00 |
| 740970 | 241.55 |
| FREIGHT AND HANDLING | 241.55 |
| 790100 | (71.73) |
| REIMBURSEMENTS CLEARING | (71.73) |
| 740450 | - |
| SERVICE/CITATIONS | - |
| 2801 | 51,447.04 |
| COUNTY ATTORNEY STATE FUNDS | 51,447.04 |
| 710150 | 35,265.00 |
| SALARY/SPECIAL PAY | 35,265.00 |
| 730100 | 2,104.50 |
| OFFICE SUPPLIES | 2,104.50 |
| 740220 | (1,274.94) |
| LEGAL/LITIGATION COSTS | (1,274.94) |
| 740230 | 25.00 |
| LITIGATION EXPENSES | 25.00 |
| 740470 | 20.00 |
| EXPERT WITNESS | 20.00 |
| 740484 | 1,353.34 |
| COURT REPORTER TRANSCRIPT | 1,353.34 |
| 740504 | 2,970.99 |
| ONLINE SERVICES | 2,970.99 |
| 740510 | 3,173.20 |
| PROFESSIONAL DEVELOPMENT | 3,173.20 |

| | |
|---|---|
| 740540 | 479.00 |
| TRAVEL EXPENSE | 479.00 |
| 740680 | 4,566.00 |
| MEMBERSHIP/ASSOCIATION DUES | 4,566.00 |
| 740690 | 1,650.00 |
| COURT COST | 1,650.00 |
| 740450 | 1,114.95 |
| SERVICE/CITATIONS | 1,114.95 |
| 3000 | 3,191,718.95 |
| BUILDING CUSTODIAL SERVICES | 3,191,718.95 |
| 710100 | 107,614.79 |
| SALARY/OFFICIAL-DEPARTMENT HEAD | 107,614.79 |
| 710110 | 1,801,499.53 |
| SALARY/REGULAR | 1,801,499.53 |
| 710130 | 98,875.20 |
| SALARY/OVERTIME | 98,875.20 |
| 720100 | 149,963.89 |
| SOCIAL SECURITY | 149,963.89 |
| 720110 | 386,963.55 |
| EMPLOYEE INSURANCE | 386,963.55 |
| 720120 | 247,120.93 |
| RETIREMENT | 247,120.93 |
| 720140 | 10,121.06 |
| STATE UNEMPLOYMENT TAX | 10,121.06 |
| 730100 | 11,806.97 |
| OFFICE SUPPLIES | 11,806.97 |
| 730140 | 231,287.94 |
| JANITOR SUPPLIES | 231,287.94 |
| 730220 | 9,073.63 |
| REPLACEMENTS | 9,073.63 |
| 730240 | 4,378.52 |
| FUEL | 4,378.52 |
| 730250 | 2,493.50 |
| SHOP SUPPLIES | 2,493.50 |
| 730260 | 2,592.70 |
| VEHICLE SUPPLIES | 2,592.70 |
| 730310 | 9,423.16 |
| UNIFORMS | 9,423.16 |
| 730390 | (1,797.20) |
| MEDICAL SUPPLIES | (1,797.20) |
| 740140 | 24,498.69 |
| VEHICLE MAINTENANCE | 24,498.69 |
| 740510 | 2,148.00 |
| PROFESSIONAL DEVELOPMENT | 2,148.00 |
| 740512 | 52,576.69 |
| PROFESSIONAL SERVICES | 52,576.69 |
| 740530 | 8,383.39 |
| MOBILE PHONE AND DATA | 8,383.39 |
| 740540 | 1,459.01 |
| TRAVEL EXPENSE | 1,459.01 |
| 740622 | 168.00 |
| GAS | 168.00 |
| 740660 | 2,187.97 |
| EQUIPMENT RENTAL | 2,187.97 |
| 740680 | 60.00 |

| | |
|---|---|
| MEMBERSHIP/ASSOCIATION DUES | 60.00 |
| 750400 | 4,018.00 |
| CAPITAL OUTLAY-FURNITURE FIXTURES AND EQUIPMENT | 4,018.00 |
| 750600 | 26,940.00 |
| CAPITAL OUTLAY-VEHICLES | 26,940.00 |
| 790100 | (2,138.97) |
| REIMBURSEMENTS CLEARING | (2,138.97) |
| 3100 | 7,115,204.25 |
| BUILDING MAINTENANCE/CONSTRUCTION | 7,115,204.25 |
| 710100 | 126,881.43 |
| SALARY/OFFICIAL-DEPARTMENT HEAD | 126,881.43 |
| 710110 | 2,361,922.31 |
| SALARY/REGULAR | 2,361,922.31 |
| 710130 | 129,970.66 |
| SALARY/OVERTIME | 129,970.66 |
| 720100 | 195,852.53 |
| SOCIAL SECURITY | 195,852.53 |
| 720110 | 539,155.67 |
| EMPLOYEE INSURANCE | 539,155.67 |
| 720120 | 323,613.33 |
| RETIREMENT | 323,613.33 |
| 720140 | 6,679.22 |
| STATE UNEMPLOYMENT TAX | 6,679.22 |
| 730100 | 56,689.56 |
| OFFICE SUPPLIES | 56,689.56 |
| 730140 | 166.60 |
| JANITOR SUPPLIES | 166.60 |
| 730220 | 939,192.36 |
| REPLACEMENTS | 939,192.36 |
| 730240 | 74,875.43 |
| FUEL | 74,875.43 |
| 730250 | 537.32 |
| SHOP SUPPLIES | 537.32 |
| 730262 | 200.21 |
| RADIO SUPPLIES | 200.21 |
| 730310 | 7,984.47 |
| UNIFORMS | 7,984.47 |
| 740140 | 25,738.19 |
| VEHICLE MAINTENANCE | 25,738.19 |
| 740150 | 53,677.15 |
| LANDSCAPE MAINTENANCE | 53,677.15 |
| 740510 | 3,945.95 |
| PROFESSIONAL DEVELOPMENT | 3,945.95 |
| 740512 | 177,592.52 |
| PROFESSIONAL SERVICES | 177,592.52 |
| 740530 | 13,278.93 |
| MOBILE PHONE AND DATA | 13,278.93 |
| 740620 | 1,416,011.54 |
| ELECTRICITY | 1,416,011.54 |
| 740622 | 29,179.77 |
| GAS | 29,179.77 |
| 740624 | 286,084.53 |
| WATER AND SEWER | 286,084.53 |
| 740640 | 127,644.81 |
| CONTRACT SERVICES | 127,644.81 |

| | |
|---|---|
| 740660 | 8,492.93 |
| EQUIPMENT RENTAL | 8,492.93 |
| 750600 | 206,843.32 |
| CAPITAL OUTLAY-VEHICLES | 206,843.32 |
| 750800 | 3,442.05 |
| MAJOR PROJECTS | 3,442.05 |
| 790100 | (448.54) |
| REIMBURSEMENTS CLEARING | (448.54) |
| 3200 | 4,103,977.12 |
| OTHER | 4,103,977.12 |
| 740210 | 158,643.75 |
| PSYCHOLOGICAL/PSYCHIATRIC SERVICE | 158,643.75 |
| 740500 | 2,531,019.37 |
| ECONOMIC DEVELOPMENT | 2,531,019.37 |
| 740640 | 1,411,873.00 |
| CONTRACT SERVICES | 1,411,873.00 |
| 740690 | 2,441.00 |
| COURT COST | 2,441.00 |
| 3210 | 12,606,263.28 |
| NON-DEPARTMENTAL | 12,606,263.28 |
| 720110 | 3,946,110.00 |
| EMPLOYEE INSURANCE | 3,946,110.00 |
| 720130 | 1,350,000.00 |
| WORKERS COMPENSATION | 1,350,000.00 |
| 720140 | 14,921.04 |
| STATE UNEMPLOYMENT TAX | 14,921.04 |
| 730100 | 6,419.49 |
| OFFICE SUPPLIES | 6,419.49 |
| 730110 | 544,000.43 |
| POSTAGE | 544,000.43 |
| 740210 | - |
| PSYCHOLOGICAL/PSYCHIATRIC SERVICE | - |
| 740400 | 60,000.00 |
| AUDIT | 60,000.00 |
| 740420 | 157.06 |
| COURIER SERVICE | 157.06 |
| 740502 | 2,142,767.28 |
| CENTRAL APPRAISAL DISTRICT | 2,142,767.28 |
| 740512 | 232,747.79 |
| PROFESSIONAL SERVICES | 232,747.79 |
| 740570 | 24,155.24 |
| ADVERTISING | 24,155.24 |
| 740640 | 278,926.81 |
| CONTRACT SERVICES | 278,926.81 |
| 740642 | 15,000.00 |
| SOIL CONSERVATION | 15,000.00 |
| 740662 | 1,959,354.53 |
| LEASE TO PURCHASE | 1,959,354.53 |
| 740680 | 25,559.84 |
| MEMBERSHIP/ASSOCIATION DUES | 25,559.84 |
| 740690 | - |
| COURT COST | - |
| 740700 | 2,000,000.00 |
| INSURANCE/BOND PREMIUMS | 2,000,000.00 |
| 740970 | 521.87 |

| | |
|---|---|
| FREIGHT AND HANDLING | 521.87 |
| 730410 | 5,621.90 |
| INVOICE TOLERANCE* | 5,621.90 |
| 3220 | 171,174.52 |
| ALTERNATE DISPUTE RESOLUTION | 171,174.52 |
| 740512 | 171,174.52 |
| PROFESSIONAL SERVICES | 171,174.52 |
| 3230 | 122,228.68 |
| DEPARTMENT OF PUBLIC SAFETY | 122,228.68 |
| 710110 | 82,139.38 |
| SALARY/REGULAR | 82,139.38 |
| 720100 | 6,155.79 |
| SOCIAL SECURITY | 6,155.79 |
| 720110 | 23,567.20 |
| EMPLOYEE INSURANCE | 23,567.20 |
| 720120 | 10,078.31 |
| RETIREMENT | 10,078.31 |
| 720140 | 288.00 |
| STATE UNEMPLOYMENT TAX | 288.00 |
| 3240 | 66,000.00 |
| HISTORICAL COMMISSION | 66,000.00 |
| 740504 | 100.00 |
| ONLINE SERVICES | 100.00 |
| 740580 | 690.00 |
| PRINTING | 690.00 |
| 740640 | 65,210.00 |
| CONTRACT SERVICES | 65,210.00 |
| 750800 | - |
| MAJOR PROJECTS | - |
| 3250 | 44,128.62 |
| CHILD WELFARE | 44,128.62 |
| 710120 | 8,195.00 |
| SALARY/OTHER | 8,195.00 |
| 730160 | 10,008.27 |
| CLOTHING | 10,008.27 |
| 730170 | 723.00 |
| BIRTH CERTIFICATES | 723.00 |
| 740120 | 60.00 |
| MEDICAL SERVICES | 60.00 |
| 740512 | 1,290.00 |
| PROFESSIONAL SERVICES | 1,290.00 |
| 740560 | 2,323.88 |
| TRANSPORTATION | 2,323.88 |
| 740628 | 843.64 |
| TELEPHONE-FIBER OPTIC-RESTRICTED | 843.64 |
| 740770 | 20,137.24 |
| ALLOWANCE | 20,137.24 |
| 740780 | 121.96 |
| FOSTER CARE | 121.96 |
| 740627 | 425.63 |
| TELEPHONE-RESTRICTED | 425.63 |
| 3300 | 1,159,866.21 |
| PURCHASING AGENT | 1,159,866.21 |
| 710100 | 142,741.23 |
| SALARY/OFFICIAL-DEPARTMENT HEAD | 142,741.23 |

| | |
|---|---|
| 710110 | 686,623.20 |
| SALARY/REGULAR | 686,623.20 |
| 710130 | 1,391.45 |
| SALARY/OVERTIME | 1,391.45 |
| 720100 | 61,228.42 |
| SOCIAL SECURITY | 61,228.42 |
| 720110 | 138,434.64 |
| EMPLOYEE INSURANCE | 138,434.64 |
| 720120 | 101,933.47 |
| RETIREMENT | 101,933.47 |
| 720140 | 1,728.68 |
| STATE UNEMPLOYMENT TAX | 1,728.68 |
| 730100 | 14,175.17 |
| OFFICE SUPPLIES | 14,175.17 |
| 730330 | 3,960.00 |
| IT SOFTWARE | 3,960.00 |
| 740140 | 56.80 |
| VEHICLE MAINTENANCE | 56.80 |
| 740510 | 4,970.00 |
| PROFESSIONAL DEVELOPMENT | 4,970.00 |
| 740530 | 579.01 |
| MOBILE PHONE AND DATA | 579.01 |
| 740540 | 742.28 |
| TRAVEL EXPENSE | 742.28 |
| 740580 | 80.00 |
| PRINTING | 80.00 |
| 740680 | 1,394.00 |
| MEMBERSHIP/ASSOCIATION DUES | 1,394.00 |
| 790100 | (172.14) |
| REIMBURSEMENTS CLEARING | (172.14) |
| 3400 | 2,105,329.10 |
| COUNTY AUDITOR | 2,105,329.10 |
| 710100 | 130,923.08 |
| SALARY/OFFICIAL-DEPARTMENT HEAD | 130,923.08 |
| 710110 | 1,354,288.18 |
| SALARY/REGULAR | 1,354,288.18 |
| 710130 | 4,833.54 |
| SALARY/OVERTIME | 4,833.54 |
| 720100 | 109,950.49 |
| SOCIAL SECURITY | 109,950.49 |
| 720110 | 266,447.55 |
| EMPLOYEE INSURANCE | 266,447.55 |
| 720120 | 182,829.13 |
| RETIREMENT | 182,829.13 |
| 720140 | 4,037.32 |
| STATE UNEMPLOYMENT TAX | 4,037.32 |
| 730100 | 18,541.49 |
| OFFICE SUPPLIES | 18,541.49 |
| 730240 | 30.34 |
| FUEL | 30.34 |
| 730260 | 8.43 |
| VEHICLE SUPPLIES | 8.43 |
| 730320 | 961.68 |
| IT HARDWARE | 961.68 |
| 740140 | 2,025.15 |

| | |
|---|---|
| VEHICLE MAINTENANCE | 2,025.15 |
| 740510 | 7,477.00 |
| PROFESSIONAL DEVELOPMENT | 7,477.00 |
| 740512 | 1,895.00 |
| PROFESSIONAL SERVICES | 1,895.00 |
| 740530 | 441.21 |
| MOBILE PHONE AND DATA | 441.21 |
| 740540 | 3,166.75 |
| TRAVEL EXPENSE | 3,166.75 |
| 740640 | 9,500.00 |
| CONTRACT SERVICES | 9,500.00 |
| 740660 | 8,329.09 |
| EQUIPMENT RENTAL | 8,329.09 |
| 740680 | 415.00 |
| MEMBERSHIP/ASSOCIATION DUES | 415.00 |
| 740970 | 30.56 |
| FREIGHT AND HANDLING | 30.56 |
| 790100 | (801.89) |
| REIMBURSEMENTS CLEARING | (801.89) |
| 3500 | 322,958.83 |
| BUDGET OFFICE | 322,958.83 |
| 710100 | 124,978.19 |
| SALARY/OFFICIAL-DEPARTMENT HEAD | 124,978.19 |
| 710110 | 112,689.50 |
| SALARY/REGULAR | 112,689.50 |
| 710140 | 967.31 |
| SALARY/CELL PHONE ALLOWANCE | 967.31 |
| 720100 | 17,891.74 |
| SOCIAL SECURITY | 17,891.74 |
| 720110 | 32,744.31 |
| EMPLOYEE INSURANCE | 32,744.31 |
| 720120 | 29,280.56 |
| RETIREMENT | 29,280.56 |
| 720140 | 441.00 |
| STATE UNEMPLOYMENT TAX | 441.00 |
| 730100 | 472.43 |
| OFFICE SUPPLIES | 472.43 |
| 740510 | 200.00 |
| PROFESSIONAL DEVELOPMENT | 200.00 |
| 740530 | 79.78 |
| MOBILE PHONE AND DATA | 79.78 |
| 740580 | 839.99 |
| PRINTING | 839.99 |
| 740640 | 223.86 |
| CONTRACT SERVICES | 223.86 |
| 740660 | 2,150.16 |
| EQUIPMENT RENTAL | 2,150.16 |
| 3600 | 734,367.06 |
| COUNTY TREASURER | 734,367.06 |
| 710100 | 143,567.08 |
| SALARY/OFFICIAL-DEPARTMENT HEAD | 143,567.08 |
| 710110 | 366,019.48 |
| SALARY/REGULAR | 366,019.48 |
| 710130 | 8,334.65 |
| SALARY/OVERTIME | 8,334.65 |

| | |
|---|---|
| 720100 | 38,134.04 |
| SOCIAL SECURITY | 38,134.04 |
| 720110 | 94,288.56 |
| EMPLOYEE INSURANCE | 94,288.56 |
| 720120 | 63,548.85 |
| RETIREMENT | 63,548.85 |
| 720140 | 1,008.00 |
| STATE UNEMPLOYMENT TAX | 1,008.00 |
| 730100 | 11,021.45 |
| OFFICE SUPPLIES | 11,021.45 |
| 730220 | 293.60 |
| REPLACEMENTS | 293.60 |
| 740510 | 2,580.98 |
| PROFESSIONAL DEVELOPMENT | 2,580.98 |
| 740512 | 2,091.63 |
| PROFESSIONAL SERVICES | 2,091.63 |
| 740540 | 962.56 |
| TRAVEL EXPENSE | 962.56 |
| 740660 | 2,787.96 |
| EQUIPMENT RENTAL | 2,787.96 |
| 740680 | 540.00 |
| MEMBERSHIP/ASSOCIATION DUES | 540.00 |
| 790100 | (811.78) |
| REIMBURSEMENTS CLEARING | (811.78) |
| 3700 | 4,481,191.68 |
| TAX ASSESSOR/COLLECTOR | 4,481,191.68 |
| 710100 | 155,379.92 |
| SALARY/OFFICIAL-DEPARTMENT HEAD | 155,379.92 |
| 710110 | 2,786,321.16 |
| SALARY/REGULAR | 2,786,321.16 |
| 710130 | 206.67 |
| SALARY/OVERTIME | 206.67 |
| 710140 | 967.29 |
| SALARY/CELL PHONE ALLOWANCE | 967.29 |
| 720100 | 216,482.54 |
| SOCIAL SECURITY | 216,482.54 |
| 720110 | 713,001.03 |
| EMPLOYEE INSURANCE | 713,001.03 |
| 720120 | 361,089.26 |
| RETIREMENT | 361,089.26 |
| 720140 | 9,489.36 |
| STATE UNEMPLOYMENT TAX | 9,489.36 |
| 730100 | 57,056.75 |
| OFFICE SUPPLIES | 57,056.75 |
| 730110 | - |
| POSTAGE | - |
| 730210 | 25,362.24 |
| DATA PROCESSING SUPPLIES | 25,362.24 |
| 730320 | - |
| IT HARDWARE | - |
| 740110 | - |
| IT SOFTWARE MAINTENANCE | - |
| 740510 | 5,400.00 |
| PROFESSIONAL DEVELOPMENT | 5,400.00 |
| 740540 | 1,737.52 |

| | |
|---|---|
| TRAVEL EXPENSE | 1,737.52 |
| 740580 | 31,087.58 |
| PRINTING | 31,087.58 |
| 740620 | 19,556.78 |
| ELECTRICITY | 19,556.78 |
| 740640 | 95,384.15 |
| CONTRACT SERVICES | 95,384.15 |
| 740660 | 149.43 |
| EQUIPMENT RENTAL | 149.43 |
| 740680 | 3,170.00 |
| MEMBERSHIP/ASSOCIATION DUES | 3,170.00 |
| 790100 | (650.00) |
| REIMBURSEMENTS CLEARING | (650.00) |
| 740100 | - |
| IT HARDWARE MAINTENANCE | - |
| 3701 | 10,926.20 |
| TAC SPECIAL INVENTORY TAX | 10,926.20 |
| 730100 | 5,570.00 |
| OFFICE SUPPLIES | 5,570.00 |
| 740510 | 2,190.00 |
| PROFESSIONAL DEVELOPMENT | 2,190.00 |
| 740540 | 3,166.20 |
| TRAVEL EXPENSE | 3,166.20 |
| 4000 | 2,024,943.78 |
| ENVIRONMENTAL HEALTH | 2,024,943.78 |
| 710100 | 128,418.17 |
| SALARY/OFFICIAL-DEPARTMENT HEAD | 128,418.17 |
| 710110 | 1,301,821.81 |
| SALARY/REGULAR | 1,301,821.81 |
| 720100 | 103,942.32 |
| SOCIAL SECURITY | 103,942.32 |
| 720110 | 247,981.34 |
| EMPLOYEE INSURANCE | 247,981.34 |
| 720120 | 175,509.61 |
| RETIREMENT | 175,509.61 |
| 720140 | 3,024.56 |
| STATE UNEMPLOYMENT TAX | 3,024.56 |
| 730100 | 9,539.28 |
| OFFICE SUPPLIES | 9,539.28 |
| 730240 | 3,197.76 |
| FUEL | 3,197.76 |
| 740140 | 1,372.45 |
| VEHICLE MAINTENANCE | 1,372.45 |
| 740510 | 690.00 |
| PROFESSIONAL DEVELOPMENT | 690.00 |
| 740528 | 26,035.40 |
| PROFESSIONAL SERVICES-STORMWATER | 26,035.40 |
| 740530 | 11,127.98 |
| MOBILE PHONE AND DATA | 11,127.98 |
| 740540 | 3,070.56 |
| TRAVEL EXPENSE | 3,070.56 |
| 740580 | 3,696.00 |
| PRINTING | 3,696.00 |
| 740660 | 3,253.54 |
| EQUIPMENT RENTAL | 3,253.54 |

| | |
|---|---|
| 740680 | 2,263.00 |
| MEMBERSHIP/ASSOCIATION DUES | 2,263.00 |
| 4001 | 500,906.19 |
| PERMITS | 500,906.19 |
| 710100 | 98,447.55 |
| SALARY/OFFICIAL-DEPARTMENT HEAD | 98,447.55 |
| 710110 | 238,365.90 |
| SALARY/REGULAR | 238,365.90 |
| 710140 | 967.31 |
| SALARY/CELL PHONE ALLOWANCE | 967.31 |
| 720100 | 24,894.70 |
| SOCIAL SECURITY | 24,894.70 |
| 720110 | 82,512.29 |
| EMPLOYEE INSURANCE | 82,512.29 |
| 720120 | 41,445.71 |
| RETIREMENT | 41,445.71 |
| 720140 | 1,008.00 |
| STATE UNEMPLOYMENT TAX | 1,008.00 |
| 730100 | 8,393.10 |
| OFFICE SUPPLIES | 8,393.10 |
| 740510 | 600.00 |
| PROFESSIONAL DEVELOPMENT | 600.00 |
| 740580 | 688.88 |
| PRINTING | 688.88 |
| 740660 | 3,282.75 |
| EQUIPMENT RENTAL | 3,282.75 |
| 740680 | 300.00 |
| MEMBERSHIP/ASSOCIATION DUES | 300.00 |
| 4100 | 4,930,117.58 |
| ANIMAL SERVICES | 4,930,117.58 |
| 710100 | 117,266.03 |
| SALARY/OFFICIAL-DEPARTMENT HEAD | 117,266.03 |
| 710110 | 2,209,880.11 |
| SALARY/REGULAR | 2,209,880.11 |
| 710130 | 90,735.95 |
| SALARY/OVERTIME | 90,735.95 |
| 710140 | 7,071.39 |
| SALARY/CELL PHONE ALLOWANCE | 7,071.39 |
| 720100 | 179,999.31 |
| SOCIAL SECURITY | 179,999.31 |
| 720110 | 579,923.81 |
| EMPLOYEE INSURANCE | 579,923.81 |
| 720120 | 297,440.65 |
| RETIREMENT | 297,440.65 |
| 720140 | 8,644.96 |
| STATE UNEMPLOYMENT TAX | 8,644.96 |
| 730100 | 299,149.13 |
| OFFICE SUPPLIES | 299,149.13 |
| 730220 | 23,869.05 |
| REPLACEMENTS | 23,869.05 |
| 730240 | 6,749.18 |
| FUEL | 6,749.18 |
| 730290 | 91,010.00 |
| SPAY/NEUTER PROGRAM EXPENSE | 91,010.00 |
| 730310 | 8,958.04 |

| | |
|---|---|
| UNIFORMS | 8,958.04 |
| 730330 | 51.95 |
| IT SOFTWARE | 51.95 |
| 730390 | 610,211.65 |
| MEDICAL SUPPLIES | 610,211.65 |
| 740110 | - |
| IT SOFTWARE MAINTENANCE | - |
| 740120 | - |
| MEDICAL SERVICES | - |
| 740140 | 52,535.30 |
| VEHICLE MAINTENANCE | 52,535.30 |
| 740420 | 1,063.69 |
| COURIER SERVICE | 1,063.69 |
| 740510 | 2,779.23 |
| PROFESSIONAL DEVELOPMENT | 2,779.23 |
| 740512 | 15,492.99 |
| PROFESSIONAL SERVICES | 15,492.99 |
| 740530 | 4,647.18 |
| MOBILE PHONE AND DATA | 4,647.18 |
| 740540 | 7,344.89 |
| TRAVEL EXPENSE | 7,344.89 |
| 740580 | 1,776.29 |
| PRINTING | 1,776.29 |
| 740620 | 58,589.54 |
| ELECTRICITY | 58,589.54 |
| 740640 | 23,331.20 |
| CONTRACT SERVICES | 23,331.20 |
| 740660 | 17,485.31 |
| EQUIPMENT RENTAL | 17,485.31 |
| 750400 | 80,355.00 |
| CAPITAL OUTLAY-FURNITURE FIXTURES AND EQUIPMENT | 80,355.00 |
| 750600 | 135,537.00 |
| CAPITAL OUTLAY-VEHICLES | 135,537.00 |
| 790100 | (1,781.25) |
| REIMBURSEMENTS CLEARING | (1,781.25) |
| 4200 | 2,089,687.96 |
| FORENSIC SERVICES | 2,089,687.96 |
| 710100 | 279,064.96 |
| SALARY/OFFICIAL-DEPARTMENT HEAD | 279,064.96 |
| 710110 | 833,224.42 |
| SALARY/REGULAR | 833,224.42 |
| 710130 | 28,471.89 |
| SALARY/OVERTIME | 28,471.89 |
| 720100 | 65,412.42 |
| SOCIAL SECURITY | 65,412.42 |
| 720110 | 112,107.03 |
| EMPLOYEE INSURANCE | 112,107.03 |
| 720120 | 140,047.50 |
| RETIREMENT | 140,047.50 |
| 720140 | 1,526.88 |
| STATE UNEMPLOYMENT TAX | 1,526.88 |
| 730100 | 27,104.38 |
| OFFICE SUPPLIES | 27,104.38 |
| 730110 | 2,940.80 |
| POSTAGE | 2,940.80 |

| | |
|---|---|
| 730120 | (300.00) |
| BOOK SUPPLEMENTS | (300.00) |
| 730140 | (33.58) |
| JANITOR SUPPLIES | (33.58) |
| 730210 | 1,937.30 |
| DATA PROCESSING SUPPLIES | 1,937.30 |
| 730240 | 1,053.76 |
| FUEL | 1,053.76 |
| 730310 | 521.08 |
| UNIFORMS | 521.08 |
| 730390 | 62,744.67 |
| MEDICAL SUPPLIES | 62,744.67 |
| 740120 | 4,788.13 |
| MEDICAL SERVICES | 4,788.13 |
| 740140 | 548.67 |
| VEHICLE MAINTENANCE | 548.67 |
| 740510 | 1,120.00 |
| PROFESSIONAL DEVELOPMENT | 1,120.00 |
| 740512 | 21,864.93 |
| PROFESSIONAL SERVICES | 21,864.93 |
| 740530 | 2,815.61 |
| MOBILE PHONE AND DATA | 2,815.61 |
| 740540 | 4,657.40 |
| TRAVEL EXPENSE | 4,657.40 |
| 740560 | 187,850.00 |
| TRANSPORTATION | 187,850.00 |
| 740620 | 17,278.60 |
| ELECTRICITY | 17,278.60 |
| 740640 | 285,418.53 |
| CONTRACT SERVICES | 285,418.53 |
| 740660 | 6,207.37 |
| EQUIPMENT RENTAL | 6,207.37 |
| 740680 | 1,155.00 |
| MEMBERSHIP/ASSOCIATION DUES | 1,155.00 |
| 740970 | 185.21 |
| FREIGHT AND HANDLING | 185.21 |
| 790100 | (25.00) |
| REIMBURSEMENTS CLEARING | (25.00) |
| 4300 | 693.89 |
| MCCD-COUNTY APPROPRIATIONS (CDBG) | 693.89 |
| 730100 | 127.92 |
| OFFICE SUPPLIES | 127.92 |
| 740512 | 560.00 |
| PROFESSIONAL SERVICES | 560.00 |
| 740660 | 5.97 |
| EQUIPMENT RENTAL | 5.97 |
| 4400 | 1,044,103.85 |
| CONVENTION CENTER | 1,044,103.85 |
| 710100 | 129,854.49 |
| SALARY/OFFICIAL-DEPARTMENT HEAD | 129,854.49 |
| 710110 | 303,063.41 |
| SALARY/REGULAR | 303,063.41 |
| 710130 | 5,210.10 |
| SALARY/OVERTIME | 5,210.10 |
| 720100 | 32,632.41 |

| | |
|---|---|
| SOCIAL SECURITY | 32,632.41 |
| 720110 | 96,390.57 |
| EMPLOYEE INSURANCE | 96,390.57 |
| 720120 | 53,991.71 |
| RETIREMENT | 53,991.71 |
| 720140 | 1,299.42 |
| STATE UNEMPLOYMENT TAX | 1,299.42 |
| 730100 | 20,557.26 |
| OFFICE SUPPLIES | 20,557.26 |
| 730140 | 10,401.52 |
| JANITOR SUPPLIES | 10,401.52 |
| 730220 | 18,815.40 |
| REPLACEMENTS | 18,815.40 |
| 730240 | 1,303.41 |
| FUEL | 1,303.41 |
| 730250 | 2,749.48 |
| SHOP SUPPLIES | 2,749.48 |
| 730260 | 428.90 |
| VEHICLE SUPPLIES | 428.90 |
| 730262 | 1,354.57 |
| RADIO SUPPLIES | 1,354.57 |
| 730310 | 1,430.63 |
| UNIFORMS | 1,430.63 |
| 730330 | 801.18 |
| IT SOFTWARE | 801.18 |
| 730350 | 130.93 |
| AGRICULTURE SUPPLIES | 130.93 |
| 730370 | 26.00 |
| PERIODICALS | 26.00 |
| 740140 | 8,558.30 |
| VEHICLE MAINTENANCE | 8,558.30 |
| 740150 | 75,873.24 |
| LANDSCAPE MAINTENANCE | 75,873.24 |
| 740510 | 1,775.00 |
| PROFESSIONAL DEVELOPMENT | 1,775.00 |
| 740512 | 52,170.27 |
| PROFESSIONAL SERVICES | 52,170.27 |
| 740530 | 3,018.89 |
| MOBILE PHONE AND DATA | 3,018.89 |
| 740540 | 4,104.37 |
| TRAVEL EXPENSE | 4,104.37 |
| 740570 | 10,980.00 |
| ADVERTISING | 10,980.00 |
| 740580 | 262.56 |
| PRINTING | 262.56 |
| 740620 | 144,038.25 |
| ELECTRICITY | 144,038.25 |
| 740640 | 59,235.36 |
| CONTRACT SERVICES | 59,235.36 |
| 740660 | 4,345.82 |
| EQUIPMENT RENTAL | 4,345.82 |
| 740680 | 620.00 |
| MEMBERSHIP/ASSOCIATION DUES | 620.00 |
| 740750 | (129.60) |
| REMODEL | (129.60) |

| | |
|---|---|
| 790100 | (1,190.00) |
| REIMBURSEMENTS CLEARING | (1,190.00) |
| 4500 | 9,812,140.09 |
| MEMORIAL LIBRARY | 9,812,140.09 |
| 710100 | 146,463.46 |
| SALARY/OFFICIAL-DEPARTMENT HEAD | 146,463.46 |
| 710110 | 5,612,365.50 |
| SALARY/REGULAR | 5,612,365.50 |
| 710130 | - |
| SALARY/OVERTIME | - |
| 720100 | 428,064.22 |
| SOCIAL SECURITY | 428,064.22 |
| 720110 | 1,363,035.36 |
| EMPLOYEE INSURANCE | 1,363,035.36 |
| 720120 | 706,608.49 |
| RETIREMENT | 706,608.49 |
| 720140 | 23,394.03 |
| STATE UNEMPLOYMENT TAX | 23,394.03 |
| 730100 | 128,191.78 |
| OFFICE SUPPLIES | 128,191.78 |
| 730110 | 11,000.00 |
| POSTAGE | 11,000.00 |
| 730210 | 7,363.58 |
| DATA PROCESSING SUPPLIES | 7,363.58 |
| 730220 | 12,991.92 |
| REPLACEMENTS | 12,991.92 |
| 730240 | 1,490.33 |
| FUEL | 1,490.33 |
| 730250 | 16.97 |
| SHOP SUPPLIES | 16.97 |
| 730320 | 10,695.76 |
| IT HARDWARE | 10,695.76 |
| 730370 | 160,092.26 |
| PERIODICALS | 160,092.26 |
| 730380 | 222,377.06 |
| AUDIO/VISUAL SUPPLIES | 222,377.06 |
| 740140 | 1,632.82 |
| VEHICLE MAINTENANCE | 1,632.82 |
| 740510 | 715.00 |
| PROFESSIONAL DEVELOPMENT | 715.00 |
| 740512 | 226,684.39 |
| PROFESSIONAL SERVICES | 226,684.39 |
| 740530 | 645.80 |
| MOBILE PHONE AND DATA | 645.80 |
| 740540 | 3,439.11 |
| TRAVEL EXPENSE | 3,439.11 |
| 740580 | 780.65 |
| PRINTING | 780.65 |
| 740620 | 154,588.23 |
| ELECTRICITY | 154,588.23 |
| 740640 | 5,938.75 |
| CONTRACT SERVICES | 5,938.75 |
| 740660 | 8,434.68 |
| EQUIPMENT RENTAL | 8,434.68 |
| 750700 | 439,871.10 |

| | |
|---|---|
| CAPITAL OUTLAY-BOOKS | 439,871.10 |
| 740670 | 135,258.84 |
| BOOK RENTAL | 135,258.84 |
| 4600 | 707,954.11 |
| EXTENSION AGENTS | 707,954.11 |
| 710110 | 272,120.59 |
| SALARY/REGULAR | 272,120.59 |
| 710120 | 182,831.48 |
| SALARY/OTHER | 182,831.48 |
| 710130 | 18.46 |
| SALARY/OVERTIME | 18.46 |
| 720100 | 34,234.11 |
| SOCIAL SECURITY | 34,234.11 |
| 720110 | 124,877.22 |
| EMPLOYEE INSURANCE | 124,877.22 |
| 720120 | 33,377.63 |
| RETIREMENT | 33,377.63 |
| 720140 | 1,603.19 |
| STATE UNEMPLOYMENT TAX | 1,603.19 |
| 730100 | 13,057.66 |
| OFFICE SUPPLIES | 13,057.66 |
| 730210 | 1,218.36 |
| DATA PROCESSING SUPPLIES | 1,218.36 |
| 730220 | 550.00 |
| REPLACEMENTS | 550.00 |
| 730320 | 1,105.00 |
| IT HARDWARE | 1,105.00 |
| 740510 | 1,240.00 |
| PROFESSIONAL DEVELOPMENT | 1,240.00 |
| 740512 | 75.00 |
| PROFESSIONAL SERVICES | 75.00 |
| 740540 | 17,076.17 |
| TRAVEL EXPENSE | 17,076.17 |
| 740620 | 13,128.07 |
| ELECTRICITY | 13,128.07 |
| 740660 | 10,222.24 |
| EQUIPMENT RENTAL | 10,222.24 |
| 740680 | 1,190.00 |
| MEMBERSHIP/ASSOCIATION DUES | 1,190.00 |
| 730101 | 28.93 |
| FOOD SUPPLIES | 28.93 |
| 5000 | 714,821.97 |
| AIRPORT | 714,821.97 |
| 710100 | 110,661.36 |
| SALARY/OFFICIAL-DEPARTMENT HEAD | 110,661.36 |
| 710110 | 338,804.86 |
| SALARY/REGULAR | 338,804.86 |
| 710130 | 6,200.79 |
| SALARY/OVERTIME | 6,200.79 |
| 710140 | 891.22 |
| SALARY/CELL PHONE ALLOWANCE | 891.22 |
| 720100 | 33,992.71 |
| SOCIAL SECURITY | 33,992.71 |
| 720110 | 80,505.69 |
| EMPLOYEE INSURANCE | 80,505.69 |

| | |
|---|---|
| 720120 | 55,999.48 |
| RETIREMENT | 55,999.48 |
| 720140 | 1,534.10 |
| STATE UNEMPLOYMENT TAX | 1,534.10 |
| 730100 | 3,476.16 |
| OFFICE SUPPLIES | 3,476.16 |
| 730110 | 6.11 |
| POSTAGE | 6.11 |
| 730220 | 9,909.65 |
| REPLACEMENTS | 9,909.65 |
| 730240 | 5,861.16 |
| FUEL | 5,861.16 |
| 730250 | 1,278.57 |
| SHOP SUPPLIES | 1,278.57 |
| 730260 | 33.76 |
| VEHICLE SUPPLIES | 33.76 |
| 730310 | 442.78 |
| UNIFORMS | 442.78 |
| 730350 | 81.50 |
| AGRICULTURE SUPPLIES | 81.50 |
| 740140 | 7,280.36 |
| VEHICLE MAINTENANCE | 7,280.36 |
| 740150 | 11,124.00 |
| LANDSCAPE MAINTENANCE | 11,124.00 |
| 740510 | 400.00 |
| PROFESSIONAL DEVELOPMENT | 400.00 |
| 740512 | 1,500.00 |
| PROFESSIONAL SERVICES | 1,500.00 |
| 740528 | 500.00 |
| PROFESSIONAL SERVICES-STORMWATER | 500.00 |
| 740530 | 1,639.45 |
| MOBILE PHONE AND DATA | 1,639.45 |
| 740570 | 557.00 |
| ADVERTISING | 557.00 |
| 740580 | 429.12 |
| PRINTING | 429.12 |
| 740620 | 38,183.61 |
| ELECTRICITY | 38,183.61 |
| 740622 | 24.10 |
| GAS | 24.10 |
| 740640 | 285.00 |
| CONTRACT SERVICES | 285.00 |
| 740660 | 2,043.70 |
| EQUIPMENT RENTAL | 2,043.70 |
| 740680 | 1,425.00 |
| MEMBERSHIP/ASSOCIATION DUES | 1,425.00 |
| 740970 | 139.81 |
| FREIGHT AND HANDLING | 139.81 |
| 790100 | (400.00) |
| REIMBURSEMENTS CLEARING | (400.00) |
| 740260 | 10.92 |
| INTEREST ON CREDIT CARDS | 10.92 |
| 5050 | 173,739.53 |
| CUSTOMS | 173,739.53 |
| 730100 | 95.18 |

| | |
|---|---|
| OFFICE SUPPLIES | 95.18 |
| 730240 | 182.71 |
| FUEL | 182.71 |
| 740512 | 146,517.74 |
| PROFESSIONAL SERVICES | 146,517.74 |
| 740640 | 7,503.63 |
| CONTRACT SERVICES | 7,503.63 |
| 740656 | 18,000.00 |
| RENT AND LEASES | 18,000.00 |
| 740660 | 1,440.27 |
| EQUIPMENT RENTAL | 1,440.27 |
| 5060 | 679.65 |
| ARF | 679.65 |
| 740140 | 679.65 |
| VEHICLE MAINTENANCE | 679.65 |
| 5100 | 11,792,238.66 |
| DISTRICT ATTORNEY | 11,792,238.66 |
| 710100 | 39,421.35 |
| SALARY/OFFICIAL-DEPARTMENT HEAD | 39,421.35 |
| 710110 | 8,283,311.28 |
| SALARY/REGULAR | 8,283,311.28 |
| 710130 | 19,544.01 |
| SALARY/OVERTIME | 19,544.01 |
| 710140 | 967.31 |
| SALARY/CELL PHONE ALLOWANCE | 967.31 |
| 710150 | 173,898.74 |
| SALARY/SPECIAL PAY | 173,898.74 |
| 720100 | 634,054.09 |
| SOCIAL SECURITY | 634,054.09 |
| 720110 | 1,135,187.20 |
| EMPLOYEE INSURANCE | 1,135,187.20 |
| 720120 | 1,045,721.83 |
| RETIREMENT | 1,045,721.83 |
| 720140 | 15,139.56 |
| STATE UNEMPLOYMENT TAX | 15,139.56 |
| 730100 | 74,338.16 |
| OFFICE SUPPLIES | 74,338.16 |
| 730120 | 12,703.80 |
| BOOK SUPPLEMENTS | 12,703.80 |
| 730140 | (7,905.11) |
| JANITOR SUPPLIES | (7,905.11) |
| 730240 | 33,562.02 |
| FUEL | 33,562.02 |
| 730280 | 572.85 |
| CANINE EXPENSES | 572.85 |
| 730310 | 7,697.52 |
| UNIFORMS | 7,697.52 |
| 730330 | 6,913.41 |
| IT SOFTWARE | 6,913.41 |
| 730390 | (7,145.47) |
| MEDICAL SUPPLIES | (7,145.47) |
| 740110 | 817.00 |
| IT SOFTWARE MAINTENANCE | 817.00 |
| 740140 | 41,282.13 |
| VEHICLE MAINTENANCE | 41,282.13 |

| | |
|---|---|
| 740160 | 9,779.76 |
| SPECIAL INVESTIGATION | 9,779.76 |
| 740220 | 94.39 |
| LEGAL/LITIGATION COSTS | 94.39 |
| 740420 | 963.17 |
| COURIER SERVICE | 963.17 |
| 740470 | 3,295.00 |
| EXPERT WITNESS | 3,295.00 |
| 740484 | 132.00 |
| COURT REPORTER TRANSCRIPT | 132.00 |
| 740504 | 48,536.51 |
| ONLINE SERVICES | 48,536.51 |
| 740510 | 28,523.27 |
| PROFESSIONAL DEVELOPMENT | 28,523.27 |
| 740512 | 40,024.85 |
| PROFESSIONAL SERVICES | 40,024.85 |
| 740530 | 23,142.20 |
| MOBILE PHONE AND DATA | 23,142.20 |
| 740540 | 23,591.64 |
| TRAVEL EXPENSE | 23,591.64 |
| 740580 | 59.88 |
| PRINTING | 59.88 |
| 740640 | 6,529.97 |
| CONTRACT SERVICES | 6,529.97 |
| 740660 | 51,780.27 |
| EQUIPMENT RENTAL | 51,780.27 |
| 740680 | 40.45 |
| MEMBERSHIP/ASSOCIATION DUES | 40.45 |
| 740970 | 135.33 |
| FREIGHT AND HANDLING | 135.33 |
| 750400 | 3,200.00 |
| CAPITAL OUTLAY-FURNITURE FIXTURES AND EQUIPMENT | 3,200.00 |
| 750600 | 42,748.07 |
| CAPITAL OUTLAY-VEHICLES | 42,748.07 |
| 790100 | (939.82) |
| REIMBURSEMENTS CLEARING | (939.82) |
| 740260 | 20.74 |
| INTEREST ON CREDIT CARDS | 20.74 |
| 730360 | 499.30 |
| ARMORY EXPENSE | 499.30 |
| 5101 | 20,795.50 |
| DISTRICT ATTORNEY STATE FUNDS | 20,795.50 |
| 710150 | 14,565.92 |
| SALARY/SPECIAL PAY | 14,565.92 |
| 720100 | 1,084.10 |
| SOCIAL SECURITY | 1,084.10 |
| 720110 | 2,235.41 |
| EMPLOYEE INSURANCE | 2,235.41 |
| 720120 | 1,787.25 |
| RETIREMENT | 1,787.25 |
| 720140 | 12.08 |
| STATE UNEMPLOYMENT TAX | 12.08 |
| 730100 | 1,000.74 |
| OFFICE SUPPLIES | 1,000.74 |
| 740680 | 110.00 |

| | |
|---|---|
| MEMBERSHIP/ASSOCIATION DUES | 110.00 |
| 5200 | 1,304,171.32 |
| OFFICE OF HOMELAND SECURITY & EMERGENCY MANAGEMENT | 1,304,171.32 |
| 710100 | 63,741.19 |
| SALARY/OFFICIAL-DEPARTMENT HEAD | 63,741.19 |
| 710110 | 137,744.29 |
| SALARY/REGULAR | 137,744.29 |
| 710130 | 5,052.40 |
| SALARY/OVERTIME | 5,052.40 |
| 720100 | 15,363.26 |
| SOCIAL SECURITY | 15,363.26 |
| 720110 | 28,853.75 |
| EMPLOYEE INSURANCE | 28,853.75 |
| 720120 | 25,413.87 |
| RETIREMENT | 25,413.87 |
| 720140 | 801.87 |
| STATE UNEMPLOYMENT TAX | 801.87 |
| 730100 | 960,212.21 |
| OFFICE SUPPLIES | 960,212.21 |
| 730140 | 40.66 |
| JANITOR SUPPLIES | 40.66 |
| 730240 | 2,432.22 |
| FUEL | 2,432.22 |
| 730260 | 2,375.00 |
| VEHICLE SUPPLIES | 2,375.00 |
| 730310 | 1,845.50 |
| UNIFORMS | 1,845.50 |
| 730390 | - |
| MEDICAL SUPPLIES | - |
| 740140 | 744.49 |
| VEHICLE MAINTENANCE | 744.49 |
| 740512 | 9,295.73 |
| PROFESSIONAL SERVICES | 9,295.73 |
| 740530 | 5,169.82 |
| MOBILE PHONE AND DATA | 5,169.82 |
| 740540 | 2,288.26 |
| TRAVEL EXPENSE | 2,288.26 |
| 740620 | 28,595.46 |
| ELECTRICITY | 28,595.46 |
| 740640 | 3,186.92 |
| CONTRACT SERVICES | 3,186.92 |
| 740660 | 3,889.11 |
| EQUIPMENT RENTAL | 3,889.11 |
| 740694 | 1,757.00 |
| FOOD SERVICE | 1,757.00 |
| 750400 | 6,123.51 |
| CAPITAL OUTLAY-FURNITURE FIXTURES AND EQUIPMENT | 6,123.51 |
| 790100 | (999.55) |
| REIMBURSEMENTS CLEARING | (999.55) |
| 730101 | 244.35 |
| FOOD SUPPLIES | 244.35 |
| 5300 | 659,383.31 |
| FIRE MARSHAL - INVESTIGATIONS | 659,383.31 |
| 710100 | 61,859.51 |
| SALARY/OFFICIAL-DEPARTMENT HEAD | 61,859.51 |

| | |
|---|---|
| 710110 | 225,602.81 |
| SALARY/REGULAR | 225,602.81 |
| 710130 | 8,518.80 |
| SALARY/OVERTIME | 8,518.80 |
| 710150 | 20,904.00 |
| SALARY/SPECIAL PAY | 20,904.00 |
| 720100 | 23,954.97 |
| SOCIAL SECURITY | 23,954.97 |
| 720110 | 38,108.86 |
| EMPLOYEE INSURANCE | 38,108.86 |
| 720120 | 39,237.35 |
| RETIREMENT | 39,237.35 |
| 720140 | 1,321.03 |
| STATE UNEMPLOYMENT TAX | 1,321.03 |
| 730100 | 18,159.03 |
| OFFICE SUPPLIES | 18,159.03 |
| 730240 | 15,652.24 |
| FUEL | 15,652.24 |
| 730260 | 454.19 |
| VEHICLE SUPPLIES | 454.19 |
| 730270 | 8,010.53 |
| LAW ENFORCEMENT SPECIFIC SUPPLIES | 8,010.53 |
| 730280 | 2,405.47 |
| CANINE EXPENSES | 2,405.47 |
| 730310 | 1,500.00 |
| UNIFORMS | 1,500.00 |
| 730390 | (980.00) |
| MEDICAL SUPPLIES | (980.00) |
| 740140 | 8,820.28 |
| VEHICLE MAINTENANCE | 8,820.28 |
| 740510 | 5,025.00 |
| PROFESSIONAL DEVELOPMENT | 5,025.00 |
| 740530 | 5,420.00 |
| MOBILE PHONE AND DATA | 5,420.00 |
| 740540 | 11,742.56 |
| TRAVEL EXPENSE | 11,742.56 |
| 740660 | 1,741.80 |
| EQUIPMENT RENTAL | 1,741.80 |
| 740680 | 572.64 |
| MEMBERSHIP/ASSOCIATION DUES | 572.64 |
| 750400 | 45,498.81 |
| CAPITAL OUTLAY-FURNITURE FIXTURES AND EQUIPMENT | 45,498.81 |
| 750600 | 115,897.46 |
| CAPITAL OUTLAY-VEHICLES | 115,897.46 |
| 790100 | (44.03) |
| REIMBURSEMENTS CLEARING | (44.03) |
| 5301 | 993,777.07 |
| FIRE MARSHAL - INSPECTIONS | 993,777.07 |
| 710110 | 615,738.71 |
| SALARY/REGULAR | 615,738.71 |
| 710130 | 5,612.94 |
| SALARY/OVERTIME | 5,612.94 |
| 720100 | 45,238.37 |
| SOCIAL SECURITY | 45,238.37 |
| 720110 | 105,163.33 |

| | |
|---|---|
| EMPLOYEE INSURANCE | 105,163.33 |
| 720120 | 76,239.62 |
| RETIREMENT | 76,239.62 |
| 720140 | 1,447.79 |
| STATE UNEMPLOYMENT TAX | 1,447.79 |
| 730100 | 19,935.61 |
| OFFICE SUPPLIES | 19,935.61 |
| 730240 | 20,000.00 |
| FUEL | 20,000.00 |
| 730270 | 5,350.75 |
| LAW ENFORCEMENT SPECIFIC SUPPLIES | 5,350.75 |
| 730310 | 1,425.00 |
| UNIFORMS | 1,425.00 |
| 740140 | 3,211.48 |
| VEHICLE MAINTENANCE | 3,211.48 |
| 740510 | 408.00 |
| PROFESSIONAL DEVELOPMENT | 408.00 |
| 740530 | 8,805.01 |
| MOBILE PHONE AND DATA | 8,805.01 |
| 740540 | 2,782.16 |
| TRAVEL EXPENSE | 2,782.16 |
| 740580 | 180.00 |
| PRINTING | 180.00 |
| 740660 | 2,245.57 |
| EQUIPMENT RENTAL | 2,245.57 |
| 740680 | 405.00 |
| MEMBERSHIP/ASSOCIATION DUES | 405.00 |
| 750400 | 12,108.77 |
| CAPITAL OUTLAY-FURNITURE FIXTURES AND EQUIPMENT | 12,108.77 |
| 750600 | 67,478.96 |
| CAPITAL OUTLAY-VEHICLES | 67,478.96 |
| 5400 | 1,945,472.26 |
| JUVENILE PROBATION-ADMINISTRATIVE | 1,945,472.26 |
| 710100 | 157,410.16 |
| SALARY/OFFICIAL-DEPARTMENT HEAD | 157,410.16 |
| 710110 | 1,117,346.85 |
| SALARY/REGULAR | 1,117,346.85 |
| 710130 | 1,470.41 |
| SALARY/OVERTIME | 1,470.41 |
| 710140 | 485.13 |
| SALARY/CELL PHONE ALLOWANCE | 485.13 |
| 720100 | 94,261.98 |
| SOCIAL SECURITY | 94,261.98 |
| 720110 | 303,699.22 |
| EMPLOYEE INSURANCE | 303,699.22 |
| 720120 | 156,653.04 |
| RETIREMENT | 156,653.04 |
| 720140 | 3,821.50 |
| STATE UNEMPLOYMENT TAX | 3,821.50 |
| 730100 | 16,682.52 |
| OFFICE SUPPLIES | 16,682.52 |
| 730220 | 40.96 |
| REPLACEMENTS | 40.96 |
| 740420 | 11.63 |
| COURIER SERVICE | 11.63 |

| | |
|---|---|
| 740512 | 82,351.23 |
| PROFESSIONAL SERVICES | 82,351.23 |
| 740530 | 418.67 |
| MOBILE PHONE AND DATA | 418.67 |
| 740580 | 25.99 |
| PRINTING | 25.99 |
| 740620 | 8,611.70 |
| ELECTRICITY | 8,611.70 |
| 740660 | 2,656.27 |
| EQUIPMENT RENTAL | 2,656.27 |
| 740790 | (475.00) |
| ELECTRONIC MONITORING | (475.00) |
| 5401 | 3,633,101.21 |
| JUVENILE PROBATION-DETENTION | 3,633,101.21 |
| 710110 | 2,407,873.37 |
| SALARY/REGULAR | 2,407,873.37 |
| 710130 | 13,375.23 |
| SALARY/OVERTIME | 13,375.23 |
| 710140 | 970.27 |
| SALARY/CELL PHONE ALLOWANCE | 970.27 |
| 720100 | 181,424.67 |
| SOCIAL SECURITY | 181,424.67 |
| 720110 | 550,303.05 |
| EMPLOYEE INSURANCE | 550,303.05 |
| 720120 | 297,203.16 |
| RETIREMENT | 297,203.16 |
| 720140 | 9,875.21 |
| STATE UNEMPLOYMENT TAX | 9,875.21 |
| 730100 | 5,541.17 |
| OFFICE SUPPLIES | 5,541.17 |
| 730140 | 13,633.96 |
| JANITOR SUPPLIES | 13,633.96 |
| 730150 | 5,026.34 |
| INMATE SUPPLIES | 5,026.34 |
| 730220 | 5,859.56 |
| REPLACEMENTS | 5,859.56 |
| 730310 | 633.70 |
| UNIFORMS | 633.70 |
| 730390 | 161.92 |
| MEDICAL SUPPLIES | 161.92 |
| 740120 | 2,500.00 |
| MEDICAL SERVICES | 2,500.00 |
| 740130 | 27,500.00 |
| PHYSICIAN SERVICES | 27,500.00 |
| 740140 | 5,104.48 |
| VEHICLE MAINTENANCE | 5,104.48 |
| 740512 | 8,963.81 |
| PROFESSIONAL SERVICES | 8,963.81 |
| 740530 | 56.25 |
| MOBILE PHONE AND DATA | 56.25 |
| 740620 | 68,966.58 |
| ELECTRICITY | 68,966.58 |
| 740660 | 280.89 |
| EQUIPMENT RENTAL | 280.89 |
| 740694 | 27,848.39 |

| | |
|---|---|
| FOOD SERVICE | 27,848.39 |
| 790100 | (0.80) |
| REIMBURSEMENTS CLEARING | (0.80) |
| 5402 | 50,853.55 |
| JUVENILE PROBATION-LOCAL | 50,853.55 |
| 730100 | 397.80 |
| OFFICE SUPPLIES | 397.80 |
| 740512 | 6,861.91 |
| PROFESSIONAL SERVICES | 6,861.91 |
| 740640 | 43,376.16 |
| CONTRACT SERVICES | 43,376.16 |
| 740694 | 217.68 |
| FOOD SERVICE | 217.68 |
| 5500 | 3,825,716.42 |
| ADULT PROBATION | 3,825,716.42 |
| 710100 | 150,483.32 |
| SALARY/OFFICIAL-DEPARTMENT HEAD | 150,483.32 |
| 710110 | 3,007,698.53 |
| SALARY/REGULAR | 3,007,698.53 |
| 710130 | 16,476.19 |
| SALARY/OVERTIME | 16,476.19 |
| 710140 | 12,309.12 |
| SALARY/CELL PHONE ALLOWANCE | 12,309.12 |
| 720100 | 230,305.80 |
| SOCIAL SECURITY | 230,305.80 |
| 720120 | 391,040.57 |
| RETIREMENT | 391,040.57 |
| 720140 | 10,150.12 |
| STATE UNEMPLOYMENT TAX | 10,150.12 |
| 730100 | 1,635.85 |
| OFFICE SUPPLIES | 1,635.85 |
| 740640 | 2,128.86 |
| CONTRACT SERVICES | 2,128.86 |
| 740660 | 81.59 |
| EQUIPMENT RENTAL | 81.59 |
| 750300 | 2,750.48 |
| CAPITAL OUTLAY-BUILDING | 2,750.48 |
| 740100 | 655.99 |
| IT HARDWARE MAINTENANCE | 655.99 |
| 5501 | 334,977.66 |
| BOND SUPERVISION | 334,977.66 |
| 710110 | 276,161.72 |
| SALARY/REGULAR | 276,161.72 |
| 710130 | 3,622.66 |
| SALARY/OVERTIME | 3,622.66 |
| 710140 | 605.49 |
| SALARY/CELL PHONE ALLOWANCE | 605.49 |
| 720100 | 20,073.81 |
| SOCIAL SECURITY | 20,073.81 |
| 720120 | 34,403.57 |
| RETIREMENT | 34,403.57 |
| 720140 | 110.41 |
| STATE UNEMPLOYMENT TAX | 110.41 |
| 5600 | 33,895.70 |
| COMMISSIONS | 33,895.70 |

| | |
|---|---|
| 730100 | 27,090.34 |
| OFFICE SUPPLIES | 27,090.34 |
| 730260 | 2,340.00 |
| VEHICLE SUPPLIES | 2,340.00 |
| 730270 | 3,810.25 |
| LAW ENFORCEMENT SPECIFIC SUPPLIES | 3,810.25 |
| 740512 | 236.00 |
| PROFESSIONAL SERVICES | 236.00 |
| 750400 | 419.11 |
| CAPITAL OUTLAY-FURNITURE FIXTURES AND EQUIPMENT | 419.11 |
| 5602 | 5,449.59 |
| LEOSE | 5,449.59 |
| 740510 | 5,449.59 |
| PROFESSIONAL DEVELOPMENT | 5,449.59 |
| 6000 | 1,279,745.19 |
| SHERIFF | 1,279,745.19 |
| 710100 | 78,787.03 |
| SALARY/OFFICIAL-DEPARTMENT HEAD | 78,787.03 |
| 710110 | 673,011.68 |
| SALARY/REGULAR | 673,011.68 |
| 710130 | 131,041.67 |
| SALARY/OVERTIME | 131,041.67 |
| 720100 | 64,554.30 |
| SOCIAL SECURITY | 64,554.30 |
| 720110 | 75,269.10 |
| EMPLOYEE INSURANCE | 75,269.10 |
| 720120 | 108,038.01 |
| RETIREMENT | 108,038.01 |
| 720140 | 1,749.55 |
| STATE UNEMPLOYMENT TAX | 1,749.55 |
| 730100 | 4,157.16 |
| OFFICE SUPPLIES | 4,157.16 |
| 730140 | (1,078.92) |
| JANITOR SUPPLIES | (1,078.92) |
| 730270 | 21,044.47 |
| LAW ENFORCEMENT SPECIFIC SUPPLIES | 21,044.47 |
| 730390 | (8,919.54) |
| MEDICAL SUPPLIES | (8,919.54) |
| 740420 | 1,724.99 |
| COURIER SERVICE | 1,724.99 |
| 740510 | 153.63 |
| PROFESSIONAL DEVELOPMENT | 153.63 |
| 740512 | 1,009.85 |
| PROFESSIONAL SERVICES | 1,009.85 |
| 740540 | 1,887.55 |
| TRAVEL EXPENSE | 1,887.55 |
| 740580 | 866.00 |
| PRINTING | 866.00 |
| 740620 | 122,527.25 |
| ELECTRICITY | 122,527.25 |
| 740628 | 46.20 |
| TELEPHONE-FIBER OPTIC-RESTRICTED | 46.20 |
| 740660 | 5,764.56 |
| EQUIPMENT RENTAL | 5,764.56 |
| 790100 | (1,889.35) |

| | |
|---|---|
| REIMBURSEMENTS CLEARING | (1,889.35) |
| 6100 | 3,333,096.54 |
| SHERIFF HOMELAND SECURITY | 3,333,096.54 |
| 710110 | 1,763,048.11 |
| SALARY/REGULAR | 1,763,048.11 |
| 710130 | 183,510.33 |
| SALARY/OVERTIME | 183,510.33 |
| 710150 | 39,300.00 |
| SALARY/SPECIAL PAY | 39,300.00 |
| 720100 | 148,057.99 |
| SOCIAL SECURITY | 148,057.99 |
| 720110 | 305,772.88 |
| EMPLOYEE INSURANCE | 305,772.88 |
| 720120 | 243,743.66 |
| RETIREMENT | 243,743.66 |
| 720140 | 8,201.99 |
| STATE UNEMPLOYMENT TAX | 8,201.99 |
| 730100 | 1,685.11 |
| OFFICE SUPPLIES | 1,685.11 |
| 730220 | 12,169.33 |
| REPLACEMENTS | 12,169.33 |
| 730270 | 248,726.00 |
| LAW ENFORCEMENT SPECIFIC SUPPLIES | 248,726.00 |
| 730280 | 10,372.40 |
| CANINE EXPENSES | 10,372.40 |
| 730330 | 600.00 |
| IT SOFTWARE | 600.00 |
| 740110 | 7,544.00 |
| IT SOFTWARE MAINTENANCE | 7,544.00 |
| 740510 | 39,452.00 |
| PROFESSIONAL DEVELOPMENT | 39,452.00 |
| 740512 | 50.00 |
| PROFESSIONAL SERVICES | 50.00 |
| 740530 | 2,820.00 |
| MOBILE PHONE AND DATA | 2,820.00 |
| 740540 | 18,251.92 |
| TRAVEL EXPENSE | 18,251.92 |
| 740580 | 140.00 |
| PRINTING | 140.00 |
| 740640 | 1,030.00 |
| CONTRACT SERVICES | 1,030.00 |
| 740656 | 5,700.00 |
| RENT AND LEASES | 5,700.00 |
| 740660 | 6,339.78 |
| EQUIPMENT RENTAL | 6,339.78 |
| 730360 | 286,581.04 |
| ARMORY EXPENSE | 286,581.04 |
| 6201 | 1,333,192.29 |
| SHERIFF HOMICIDE VIOLENT CRIME | 1,333,192.29 |
| 710110 | 896,647.67 |
| SALARY/REGULAR | 896,647.67 |
| 710130 | 66,887.02 |
| SALARY/OVERTIME | 66,887.02 |
| 720100 | 72,367.11 |
| SOCIAL SECURITY | 72,367.11 |

| | |
|---|---|
| 720110 | 143,585.51 |
| EMPLOYEE INSURANCE | 143,585.51 |
| 720120 | 118,363.77 |
| RETIREMENT | 118,363.77 |
| 720140 | 3,884.62 |
| STATE UNEMPLOYMENT TAX | 3,884.62 |
| 730100 | 8,384.49 |
| OFFICE SUPPLIES | 8,384.49 |
| 740504 | 299.00 |
| ONLINE SERVICES | 299.00 |
| 740510 | 6,730.00 |
| PROFESSIONAL DEVELOPMENT | 6,730.00 |
| 740512 | 1,358.00 |
| PROFESSIONAL SERVICES | 1,358.00 |
| 740540 | 7,311.78 |
| TRAVEL EXPENSE | 7,311.78 |
| 740580 | 1,390.26 |
| PRINTING | 1,390.26 |
| 740640 | 1,683.00 |
| CONTRACT SERVICES | 1,683.00 |
| 740660 | 6,400.56 |
| EQUIPMENT RENTAL | 6,400.56 |
| 790100 | (2,100.50) |
| REIMBURSEMENTS CLEARING | (2,100.50) |
| 6202 | 897,324.71 |
| SHERIFF ORGANIZED CRIME | 897,324.71 |
| 710110 | 598,062.68 |
| SALARY/REGULAR | 598,062.68 |
| 710130 | 46,881.29 |
| SALARY/OVERTIME | 46,881.29 |
| 720100 | 48,105.38 |
| SOCIAL SECURITY | 48,105.38 |
| 720110 | 97,038.88 |
| EMPLOYEE INSURANCE | 97,038.88 |
| 720120 | 79,151.80 |
| RETIREMENT | 79,151.80 |
| 720140 | 2,591.13 |
| STATE UNEMPLOYMENT TAX | 2,591.13 |
| 730100 | 2,853.43 |
| OFFICE SUPPLIES | 2,853.43 |
| 730270 | 5,080.69 |
| LAW ENFORCEMENT SPECIFIC SUPPLIES | 5,080.69 |
| 740504 | 2,820.00 |
| ONLINE SERVICES | 2,820.00 |
| 740510 | 9,161.67 |
| PROFESSIONAL DEVELOPMENT | 9,161.67 |
| 740530 | 145.98 |
| MOBILE PHONE AND DATA | 145.98 |
| 740540 | 1,456.11 |
| TRAVEL EXPENSE | 1,456.11 |
| 740580 | 239.57 |
| PRINTING | 239.57 |
| 740640 | 2,515.00 |
| CONTRACT SERVICES | 2,515.00 |
| 740660 | 1,817.42 |

| | |
|---|---|
| EQUIPMENT RENTAL | 1,817.42 |
| 790100 | (596.32) |
| REIMBURSEMENTS CLEARING | (596.32) |
| 6301 | 6,012,834.58 |
| SHERIFF PATROL EAST | 6,012,834.58 |
| 710110 | 4,059,576.24 |
| SALARY/REGULAR | 4,059,576.24 |
| 710130 | 75,894.16 |
| SALARY/OVERTIME | 75,894.16 |
| 710150 | 25,500.00 |
| SALARY/SPECIAL PAY | 25,500.00 |
| 720100 | 310,076.87 |
| SOCIAL SECURITY | 310,076.87 |
| 720110 | 789,503.59 |
| EMPLOYEE INSURANCE | 789,503.59 |
| 720120 | 510,508.54 |
| RETIREMENT | 510,508.54 |
| 720140 | 20,145.95 |
| STATE UNEMPLOYMENT TAX | 20,145.95 |
| 730100 | 35,073.51 |
| OFFICE SUPPLIES | 35,073.51 |
| 730130 | 16,225.99 |
| ESTRAY EXPENSE | 16,225.99 |
| 730240 | 14,329.00 |
| FUEL | 14,329.00 |
| 730270 | 19,486.70 |
| LAW ENFORCEMENT SPECIFIC SUPPLIES | 19,486.70 |
| 740510 | 6,053.95 |
| PROFESSIONAL DEVELOPMENT | 6,053.95 |
| 740512 | 286.69 |
| PROFESSIONAL SERVICES | 286.69 |
| 740540 | 1,824.34 |
| TRAVEL EXPENSE | 1,824.34 |
| 740580 | 3,105.03 |
| PRINTING | 3,105.03 |
| 740640 | 289.00 |
| CONTRACT SERVICES | 289.00 |
| 740660 | 15,613.16 |
| EQUIPMENT RENTAL | 15,613.16 |
| 750400 | 41,991.86 |
| CAPITAL OUTLAY-FURNITURE FIXTURES AND EQUIPMENT | 41,991.86 |
| 750600 | 67,350.00 |
| CAPITAL OUTLAY-VEHICLES | 67,350.00 |
| 6302 | 3,444,781.26 |
| SHERIFF PATROL WEST | 3,444,781.26 |
| 710110 | 2,358,488.89 |
| SALARY/REGULAR | 2,358,488.89 |
| 710130 | 66,902.35 |
| SALARY/OVERTIME | 66,902.35 |
| 710150 | - |
| SALARY/SPECIAL PAY | - |
| 720100 | 181,036.19 |
| SOCIAL SECURITY | 181,036.19 |
| 720110 | 437,110.22 |
| EMPLOYEE INSURANCE | 437,110.22 |

| | |
|---|---|
| 720120 | 297,686.46 |
| RETIREMENT | 297,686.46 |
| 720140 | 11,501.16 |
| STATE UNEMPLOYMENT TAX | 11,501.16 |
| 730100 | 10,677.48 |
| OFFICE SUPPLIES | 10,677.48 |
| 730240 | 14,072.64 |
| FUEL | 14,072.64 |
| 730270 | 12,176.26 |
| LAW ENFORCEMENT SPECIFIC SUPPLIES | 12,176.26 |
| 740510 | 4,675.00 |
| PROFESSIONAL DEVELOPMENT | 4,675.00 |
| 740512 | 755.00 |
| PROFESSIONAL SERVICES | 755.00 |
| 740540 | 1,405.57 |
| TRAVEL EXPENSE | 1,405.57 |
| 740580 | 838.32 |
| PRINTING | 838.32 |
| 740640 | 432.00 |
| CONTRACT SERVICES | 432.00 |
| 740660 | 9,636.72 |
| EQUIPMENT RENTAL | 9,636.72 |
| 750600 | 37,387.00 |
| CAPITAL OUTLAY-VEHICLES | 37,387.00 |
| 6303 | 10,550,284.18 |
| SHERIFF PATROL SOUTH | 10,550,284.18 |
| 710110 | 6,016,180.59 |
| SALARY/REGULAR | 6,016,180.59 |
| 710130 | 738,026.31 |
| SALARY/OVERTIME | 738,026.31 |
| 710150 | 6,042.00 |
| SALARY/SPECIAL PAY | 6,042.00 |
| 720100 | 503,231.47 |
| SOCIAL SECURITY | 503,231.47 |
| 720110 | 1,124,778.85 |
| EMPLOYEE INSURANCE | 1,124,778.85 |
| 720120 | 829,483.04 |
| RETIREMENT | 829,483.04 |
| 720140 | 15,510.96 |
| STATE UNEMPLOYMENT TAX | 15,510.96 |
| 730100 | 273,295.51 |
| OFFICE SUPPLIES | 273,295.51 |
| 730270 | 11,164.80 |
| LAW ENFORCEMENT SPECIFIC SUPPLIES | 11,164.80 |
| 740510 | 470.00 |
| PROFESSIONAL DEVELOPMENT | 470.00 |
| 740512 | 34,215.68 |
| PROFESSIONAL SERVICES | 34,215.68 |
| 740530 | 42,093.00 |
| MOBILE PHONE AND DATA | 42,093.00 |
| 740540 | 595.50 |
| TRAVEL EXPENSE | 595.50 |
| 740580 | 2,341.09 |
| PRINTING | 2,341.09 |
| 740660 | 6,895.38 |

| | |
|---|---|
| EQUIPMENT RENTAL | 6,895.38 |
| 750400 | 287,820.00 |
| CAPITAL OUTLAY-FURNITURE FIXTURES AND EQUIPMENT | 287,820.00 |
| 750600 | 658,140.00 |
| CAPITAL OUTLAY-VEHICLES | 658,140.00 |
| 6401 | 2,821,371.98 |
| SHERIFF DISPATCH | 2,821,371.98 |
| 710110 | 1,811,015.08 |
| SALARY/REGULAR | 1,811,015.08 |
| 710130 | 165,011.65 |
| SALARY/OVERTIME | 165,011.65 |
| 720100 | 148,204.95 |
| SOCIAL SECURITY | 148,204.95 |
| 720110 | 418,324.16 |
| EMPLOYEE INSURANCE | 418,324.16 |
| 720120 | 242,643.59 |
| RETIREMENT | 242,643.59 |
| 720140 | 9,852.87 |
| STATE UNEMPLOYMENT TAX | 9,852.87 |
| 730100 | 14,591.57 |
| OFFICE SUPPLIES | 14,591.57 |
| 730270 | 4,061.57 |
| LAW ENFORCEMENT SPECIFIC SUPPLIES | 4,061.57 |
| 740510 | 2,039.00 |
| PROFESSIONAL DEVELOPMENT | 2,039.00 |
| 740540 | 2,827.80 |
| TRAVEL EXPENSE | 2,827.80 |
| 740660 | 2,799.74 |
| EQUIPMENT RENTAL | 2,799.74 |
| 6402 | 1,034,238.59 |
| SHERIFF CRIME LAB | 1,034,238.59 |
| 710110 | 519,845.10 |
| SALARY/REGULAR | 519,845.10 |
| 710130 | 33,462.38 |
| SALARY/OVERTIME | 33,462.38 |
| 720100 | 41,190.80 |
| SOCIAL SECURITY | 41,190.80 |
| 720110 | 96,830.40 |
| EMPLOYEE INSURANCE | 96,830.40 |
| 720120 | 67,890.69 |
| RETIREMENT | 67,890.69 |
| 720140 | 3,098.73 |
| STATE UNEMPLOYMENT TAX | 3,098.73 |
| 730100 | 1,298.56 |
| OFFICE SUPPLIES | 1,298.56 |
| 730220 | 2,837.19 |
| REPLACEMENTS | 2,837.19 |
| 730270 | 58,538.67 |
| LAW ENFORCEMENT SPECIFIC SUPPLIES | 58,538.67 |
| 730330 | 4,995.00 |
| IT SOFTWARE | 4,995.00 |
| 740110 | 104,852.90 |
| IT SOFTWARE MAINTENANCE | 104,852.90 |
| 740390 | 23,492.00 |
| FORENSIC SERVICES-RESTRICTED | 23,492.00 |

| | |
|---|---|
| 740420 | 190.70 |
| COURIER SERVICE | 190.70 |
| 740510 | 14,920.00 |
| PROFESSIONAL DEVELOPMENT | 14,920.00 |
| 740512 | 9,975.79 |
| PROFESSIONAL SERVICES | 9,975.79 |
| 740540 | 13,400.82 |
| TRAVEL EXPENSE | 13,400.82 |
| 740580 | 365.00 |
| PRINTING | 365.00 |
| 740640 | 45.00 |
| CONTRACT SERVICES | 45.00 |
| 740660 | 3,557.86 |
| EQUIPMENT RENTAL | 3,557.86 |
| 750400 | 33,451.00 |
| CAPITAL OUTLAY-FURNITURE FIXTURES AND EQUIPMENT | 33,451.00 |
| 6403 | 4,400,529.66 |
| SHERIFF FLEET | 4,400,529.66 |
| 710110 | 205,535.90 |
| SALARY/REGULAR | 205,535.90 |
| 710130 | 26,757.68 |
| SALARY/OVERTIME | 26,757.68 |
| 720100 | 17,281.61 |
| SOCIAL SECURITY | 17,281.61 |
| 720110 | 46,314.36 |
| EMPLOYEE INSURANCE | 46,314.36 |
| 720120 | 28,519.83 |
| RETIREMENT | 28,519.83 |
| 720140 | 1,358.90 |
| STATE UNEMPLOYMENT TAX | 1,358.90 |
| 730100 | 8,706.22 |
| OFFICE SUPPLIES | 8,706.22 |
| 730220 | 11,648.56 |
| REPLACEMENTS | 11,648.56 |
| 730240 | 682,061.09 |
| FUEL | 682,061.09 |
| 730250 | 22,776.29 |
| SHOP SUPPLIES | 22,776.29 |
| 730260 | 626,303.06 |
| VEHICLE SUPPLIES | 626,303.06 |
| 730270 | 450,830.29 |
| LAW ENFORCEMENT SPECIFIC SUPPLIES | 450,830.29 |
| 730310 | 2,973.89 |
| UNIFORMS | 2,973.89 |
| 740110 | 17,094.00 |
| IT SOFTWARE MAINTENANCE | 17,094.00 |
| 740140 | 24,690.66 |
| VEHICLE MAINTENANCE | 24,690.66 |
| 740510 | 786.00 |
| PROFESSIONAL DEVELOPMENT | 786.00 |
| 740512 | 86,982.32 |
| PROFESSIONAL SERVICES | 86,982.32 |
| 740640 | 10,027.22 |
| CONTRACT SERVICES | 10,027.22 |
| 740660 | 48,442.44 |

| | |
|---|---|
| EQUIPMENT RENTAL | 48,442.44 |
| 750400 | 39,853.00 |
| CAPITAL OUTLAY-FURNITURE FIXTURES AND EQUIPMENT | 39,853.00 |
| 750600 | 2,042,394.42 |
| CAPITAL OUTLAY-VEHICLES | 2,042,394.42 |
| 790100 | (808.08) |
| REIMBURSEMENTS CLEARING | (808.08) |
| 6405 | 841,827.82 |
| SHERIFF RADIO | 841,827.82 |
| 710110 | 152,248.41 |
| SALARY/REGULAR | 152,248.41 |
| 710130 | 11,704.20 |
| SALARY/OVERTIME | 11,704.20 |
| 720100 | 12,373.47 |
| SOCIAL SECURITY | 12,373.47 |
| 720110 | 27,386.78 |
| EMPLOYEE INSURANCE | 27,386.78 |
| 720120 | 20,117.82 |
| RETIREMENT | 20,117.82 |
| 720140 | 1,288.13 |
| STATE UNEMPLOYMENT TAX | 1,288.13 |
| 730100 | 18,995.78 |
| OFFICE SUPPLIES | 18,995.78 |
| 730220 | 47,183.17 |
| REPLACEMENTS | 47,183.17 |
| 730250 | 20,865.50 |
| SHOP SUPPLIES | 20,865.50 |
| 730262 | 9,244.57 |
| RADIO SUPPLIES | 9,244.57 |
| 730270 | 3,645.00 |
| LAW ENFORCEMENT SPECIFIC SUPPLIES | 3,645.00 |
| 730330 | 19,185.60 |
| IT SOFTWARE | 19,185.60 |
| 740110 | 23,018.53 |
| IT SOFTWARE MAINTENANCE | 23,018.53 |
| 740504 | 1,800.00 |
| ONLINE SERVICES | 1,800.00 |
| 740510 | 699.00 |
| PROFESSIONAL DEVELOPMENT | 699.00 |
| 740512 | 96,936.81 |
| PROFESSIONAL SERVICES | 96,936.81 |
| 740540 | 720.73 |
| TRAVEL EXPENSE | 720.73 |
| 740620 | 22,978.40 |
| ELECTRICITY | 22,978.40 |
| 740640 | 13,528.01 |
| CONTRACT SERVICES | 13,528.01 |
| 740660 | 337,907.91 |
| EQUIPMENT RENTAL | 337,907.91 |
| 6406 | 434,318.59 |
| SHERIFF RTCC | 434,318.59 |
| 710110 | 231,099.83 |
| SALARY/REGULAR | 231,099.83 |
| 710130 | 2,209.57 |
| SALARY/OVERTIME | 2,209.57 |

| | |
|---|---|
| 720100 | 17,275.43 |
| SOCIAL SECURITY | 17,275.43 |
| 720110 | 49,006.63 |
| EMPLOYEE INSURANCE | 49,006.63 |
| 720120 | 28,628.50 |
| RETIREMENT | 28,628.50 |
| 720140 | 1,296.00 |
| STATE UNEMPLOYMENT TAX | 1,296.00 |
| 730100 | 1,574.26 |
| OFFICE SUPPLIES | 1,574.26 |
| 730320 | 373.42 |
| IT HARDWARE | 373.42 |
| 740110 | 3,099.00 |
| IT SOFTWARE MAINTENANCE | 3,099.00 |
| 740504 | 92,116.56 |
| ONLINE SERVICES | 92,116.56 |
| 740510 | 3,439.98 |
| PROFESSIONAL DEVELOPMENT | 3,439.98 |
| 740540 | 1,430.27 |
| TRAVEL EXPENSE | 1,430.27 |
| 740660 | 2,769.14 |
| EQUIPMENT RENTAL | 2,769.14 |
| 6407 | 1,002,095.30 |
| SHERIFF ACADEMY | 1,002,095.30 |
| 710110 | 314,335.24 |
| SALARY/REGULAR | 314,335.24 |
| 710130 | 11,916.19 |
| SALARY/OVERTIME | 11,916.19 |
| 720100 | 24,312.82 |
| SOCIAL SECURITY | 24,312.82 |
| 720110 | 51,214.20 |
| EMPLOYEE INSURANCE | 51,214.20 |
| 720120 | 40,031.19 |
| RETIREMENT | 40,031.19 |
| 720140 | 2,015.86 |
| STATE UNEMPLOYMENT TAX | 2,015.86 |
| 730100 | 7,315.37 |
| OFFICE SUPPLIES | 7,315.37 |
| 730270 | 12,249.00 |
| LAW ENFORCEMENT SPECIFIC SUPPLIES | 12,249.00 |
| 730310 | 377,752.36 |
| UNIFORMS | 377,752.36 |
| 740504 | 26,987.00 |
| ONLINE SERVICES | 26,987.00 |
| 740510 | 108,071.13 |
| PROFESSIONAL DEVELOPMENT | 108,071.13 |
| 740540 | 8,319.68 |
| TRAVEL EXPENSE | 8,319.68 |
| 740580 | 160.00 |
| PRINTING | 160.00 |
| 740660 | 7,400.26 |
| EQUIPMENT RENTAL | 7,400.26 |
| 740680 | 10,015.00 |
| MEMBERSHIP/ASSOCIATION DUES | 10,015.00 |
| 6408 | 1,253,365.68 |

| | |
|---|---|
| SHERIFF MAINTENANCE | 1,253,365.68 |
| 710110 | 205,218.57 |
| SALARY/REGULAR | 205,218.57 |
| 710130 | 9,993.08 |
| SALARY/OVERTIME | 9,993.08 |
| 720100 | 15,775.05 |
| SOCIAL SECURITY | 15,775.05 |
| 720110 | 48,098.44 |
| EMPLOYEE INSURANCE | 48,098.44 |
| 720120 | 26,410.73 |
| RETIREMENT | 26,410.73 |
| 720140 | 1,584.00 |
| STATE UNEMPLOYMENT TAX | 1,584.00 |
| 730100 | 1,970.76 |
| OFFICE SUPPLIES | 1,970.76 |
| 730220 | 182,808.51 |
| REPLACEMENTS | 182,808.51 |
| 730250 | 19,528.90 |
| SHOP SUPPLIES | 19,528.90 |
| 730270 | 1,042.56 |
| LAW ENFORCEMENT SPECIFIC SUPPLIES | 1,042.56 |
| 730310 | 2,729.89 |
| UNIFORMS | 2,729.89 |
| 740420 | 1,632.43 |
| COURIER SERVICE | 1,632.43 |
| 740512 | 451,867.29 |
| PROFESSIONAL SERVICES | 451,867.29 |
| 740640 | 147,683.48 |
| CONTRACT SERVICES | 147,683.48 |
| 740660 | 13,603.47 |
| EQUIPMENT RENTAL | 13,603.47 |
| 740750 | 123,358.52 |
| REMODEL | 123,358.52 |
| 740625 | 60.00 |
| REFUSE COLLECTION | 60.00 |
| 6500 | 771,293.64 |
| SHERIFF ADMINISTRATIVE | 771,293.64 |
| 710110 | 476,672.05 |
| SALARY/REGULAR | 476,672.05 |
| 710130 | 8,993.48 |
| SALARY/OVERTIME | 8,993.48 |
| 720100 | 36,342.62 |
| SOCIAL SECURITY | 36,342.62 |
| 720110 | 93,037.40 |
| EMPLOYEE INSURANCE | 93,037.40 |
| 720120 | 59,620.03 |
| RETIREMENT | 59,620.03 |
| 720140 | 2,014.49 |
| STATE UNEMPLOYMENT TAX | 2,014.49 |
| 730100 | 15,184.12 |
| OFFICE SUPPLIES | 15,184.12 |
| 730330 | 1,213.60 |
| IT SOFTWARE | 1,213.60 |
| 740110 | 22,239.64 |
| IT SOFTWARE MAINTENANCE | 22,239.64 |

| | |
|---|---|
| 740504 | 14,679.00 |
| ONLINE SERVICES | 14,679.00 |
| 740510 | 8,924.00 |
| PROFESSIONAL DEVELOPMENT | 8,924.00 |
| 740512 | 21,919.00 |
| PROFESSIONAL SERVICES | 21,919.00 |
| 740540 | 2,614.78 |
| TRAVEL EXPENSE | 2,614.78 |
| 740570 | 250.00 |
| ADVERTISING | 250.00 |
| 740580 | 718.00 |
| PRINTING | 718.00 |
| 740660 | 6,871.43 |
| EQUIPMENT RENTAL | 6,871.43 |
| 6501 | 283,430.55 |
| SHERIFF INTERNAL AFFAIRS | 283,430.55 |
| 710110 | 203,703.12 |
| SALARY/REGULAR | 203,703.12 |
| 720100 | 15,048.44 |
| SOCIAL SECURITY | 15,048.44 |
| 720110 | 24,469.54 |
| EMPLOYEE INSURANCE | 24,469.54 |
| 720120 | 24,994.32 |
| RETIREMENT | 24,994.32 |
| 720140 | 865.40 |
| STATE UNEMPLOYMENT TAX | 865.40 |
| 730100 | 2,734.86 |
| OFFICE SUPPLIES | 2,734.86 |
| 740110 | 1,989.77 |
| IT SOFTWARE MAINTENANCE | 1,989.77 |
| 740510 | 1,800.00 |
| PROFESSIONAL DEVELOPMENT | 1,800.00 |
| 740512 | 1,405.65 |
| PROFESSIONAL SERVICES | 1,405.65 |
| 740540 | 4,576.81 |
| TRAVEL EXPENSE | 4,576.81 |
| 740660 | 1,842.64 |
| EQUIPMENT RENTAL | 1,842.64 |
| 6503 | (309,255.68) |
| SHERIFF IT | (309,255.68) |
| 710110 | (219,350.73) |
| SALARY/REGULAR | (219,350.73) |
| 710130 | 603.74 |
| SALARY/OVERTIME | 603.74 |
| 720100 | (16,029.98) |
| SOCIAL SECURITY | (16,029.98) |
| 720110 | (47,985.87) |
| EMPLOYEE INSURANCE | (47,985.87) |
| 720120 | (26,800.61) |
| RETIREMENT | (26,800.61) |
| 720140 | 307.77 |
| STATE UNEMPLOYMENT TAX | 307.77 |
| 730100 | (0.00) |
| OFFICE SUPPLIES | (0.00) |
| 740110 | - |

| | |
|---|---|
| IT SOFTWARE MAINTENANCE | - |
| 740504 | - |
| ONLINE SERVICES | - |
| 740512 | - |
| PROFESSIONAL SERVICES | - |
| 740530 | - |
| MOBILE PHONE AND DATA | - |
| 740540 | - |
| TRAVEL EXPENSE | - |
| 740580 | - |
| PRINTING | - |
| 740660 | - |
| EQUIPMENT RENTAL | - |
| 6504 | 1,132,791.42 |
| SHERIFF ALARMS | 1,132,791.42 |
| 710110 | 751,736.61 |
| SALARY/REGULAR | 751,736.61 |
| 710130 | 7,237.07 |
| SALARY/OVERTIME | 7,237.07 |
| 710150 | 858.00 |
| SALARY/SPECIAL PAY | 858.00 |
| 720100 | 55,653.05 |
| SOCIAL SECURITY | 55,653.05 |
| 720110 | 197,215.94 |
| EMPLOYEE INSURANCE | 197,215.94 |
| 720120 | 93,203.00 |
| RETIREMENT | 93,203.00 |
| 720140 | 3,010.87 |
| STATE UNEMPLOYMENT TAX | 3,010.87 |
| 730100 | 6,037.69 |
| OFFICE SUPPLIES | 6,037.69 |
| 740512 | 3,693.07 |
| PROFESSIONAL SERVICES | 3,693.07 |
| 740540 | 2,919.63 |
| TRAVEL EXPENSE | 2,919.63 |
| 740580 | 434.03 |
| PRINTING | 434.03 |
| 740660 | 10,792.46 |
| EQUIPMENT RENTAL | 10,792.46 |
| 6601 | 15,667,772.53 |
| SHERIFF JAIL | 15,667,772.53 |
| 710110 | 5,583,608.61 |
| SALARY/REGULAR | 5,583,608.61 |
| 710130 | 323,469.84 |
| SALARY/OVERTIME | 323,469.84 |
| 710150 | 15,816.00 |
| SALARY/SPECIAL PAY | 15,816.00 |
| 720100 | 446,968.56 |
| SOCIAL SECURITY | 446,968.56 |
| 720110 | 1,316,084.02 |
| EMPLOYEE INSURANCE | 1,316,084.02 |
| 720120 | 734,841.53 |
| RETIREMENT | 734,841.53 |
| 720140 | 41,263.32 |
| STATE UNEMPLOYMENT TAX | 41,263.32 |

| | |
|---|---|
| 730100 | 66,587.07 |
| OFFICE SUPPLIES | 66,587.07 |
| 730140 | 89,142.68 |
| JANITOR SUPPLIES | 89,142.68 |
| 730220 | - |
| REPLACEMENTS | - |
| 730270 | 10.72 |
| LAW ENFORCEMENT SPECIFIC SUPPLIES | 10.72 |
| 730390 | 904.78 |
| MEDICAL SUPPLIES | 904.78 |
| 740110 | 1,694.00 |
| IT SOFTWARE MAINTENANCE | 1,694.00 |
| 740120 | 5,151,478.58 |
| MEDICAL SERVICES | 5,151,478.58 |
| 740510 | 37,389.00 |
| PROFESSIONAL DEVELOPMENT | 37,389.00 |
| 740512 | 82.13 |
| PROFESSIONAL SERVICES | 82.13 |
| 740540 | 4,298.75 |
| TRAVEL EXPENSE | 4,298.75 |
| 740560 | 45,261.06 |
| TRANSPORTATION | 45,261.06 |
| 740580 | 1,609.02 |
| PRINTING | 1,609.02 |
| 740620 | 488,436.02 |
| ELECTRICITY | 488,436.02 |
| 740626 | 97,078.52 |
| TELEPHONE-INMATE SERVICES | 97,078.52 |
| 740640 | 1,065,761.34 |
| CONTRACT SERVICES | 1,065,761.34 |
| 740660 | 32,695.32 |
| EQUIPMENT RENTAL | 32,695.32 |
| 740694 | 21,820.59 |
| FOOD SERVICE | 21,820.59 |
| 750600 | 131,628.00 |
| CAPITAL OUTLAY-VEHICLES | 131,628.00 |
| 790100 | (30,156.93) |
| REIMBURSEMENTS CLEARING | (30,156.93) |
| 7100 | 3,402,701.83 |
| CONSTABLE PRECINCT 1 | 3,402,701.83 |
| 710100 | 61,859.51 |
| SALARY/OFFICIAL-DEPARTMENT HEAD | 61,859.51 |
| 710110 | 1,768,112.83 |
| SALARY/REGULAR | 1,768,112.83 |
| 710130 | 18,869.64 |
| SALARY/OVERTIME | 18,869.64 |
| 710140 | 7,401.11 |
| SALARY/CELL PHONE ALLOWANCE | 7,401.11 |
| 710150 | 10,400.00 |
| SALARY/SPECIAL PAY | 10,400.00 |
| 720100 | 138,609.18 |
| SOCIAL SECURITY | 138,609.18 |
| 720110 | 288,528.90 |
| EMPLOYEE INSURANCE | 288,528.90 |
| 720120 | 229,151.17 |

| | |
|---|---|
| RETIREMENT | 229,151.17 |
| 720130 | - |
| WORKERS COMPENSATION | - |
| 720140 | 6,624.00 |
| STATE UNEMPLOYMENT TAX | 6,624.00 |
| 730100 | 43,347.38 |
| OFFICE SUPPLIES | 43,347.38 |
| 730220 | 1,222.95 |
| REPLACEMENTS | 1,222.95 |
| 730230 | 35,771.24 |
| MARINE/AIR EXPENSE | 35,771.24 |
| 730240 | 96,361.38 |
| FUEL | 96,361.38 |
| 730260 | 1,380.10 |
| VEHICLE SUPPLIES | 1,380.10 |
| 730262 | 2,271.16 |
| RADIO SUPPLIES | 2,271.16 |
| 730270 | 16,958.91 |
| LAW ENFORCEMENT SPECIFIC SUPPLIES | 16,958.91 |
| 730280 | 1,245.33 |
| CANINE EXPENSES | 1,245.33 |
| 730310 | 14,312.92 |
| UNIFORMS | 14,312.92 |
| 730320 | 157.99 |
| IT HARDWARE | 157.99 |
| 740140 | 48,342.08 |
| VEHICLE MAINTENANCE | 48,342.08 |
| 740160 | 309.98 |
| SPECIAL INVESTIGATION | 309.98 |
| 740420 | 66.18 |
| COURIER SERVICE | 66.18 |
| 740510 | 8,126.10 |
| PROFESSIONAL DEVELOPMENT | 8,126.10 |
| 740512 | 41,857.41 |
| PROFESSIONAL SERVICES | 41,857.41 |
| 740530 | 20,489.43 |
| MOBILE PHONE AND DATA | 20,489.43 |
| 740540 | 9,302.89 |
| TRAVEL EXPENSE | 9,302.89 |
| 740580 | 2,604.08 |
| PRINTING | 2,604.08 |
| 740620 | 15,114.71 |
| ELECTRICITY | 15,114.71 |
| 740640 | 18.00 |
| CONTRACT SERVICES | 18.00 |
| 740660 | 3,425.55 |
| EQUIPMENT RENTAL | 3,425.55 |
| 740680 | 330.00 |
| MEMBERSHIP/ASSOCIATION DUES | 330.00 |
| 740740 | 156.85 |
| BANK SERVICE CHARGES | 156.85 |
| 750400 | 168,676.93 |
| CAPITAL OUTLAY-FURNITURE FIXTURES AND EQUIPMENT | 168,676.93 |
| 750600 | 343,479.30 |
| CAPITAL OUTLAY-VEHICLES | 343,479.30 |

| | |
|---|---|
| 790100 | (2,183.36) |
| REIMBURSEMENTS CLEARING | (2,183.36) |
| 7200 | 1,175,476.11 |
| CONSTABLE PRECINCT 2 | 1,175,476.11 |
| 710100 | 61,859.51 |
| SALARY/OFFICIAL-DEPARTMENT HEAD | 61,859.51 |
| 710110 | 560,532.38 |
| SALARY/REGULAR | 560,532.38 |
| 710130 | 10,671.11 |
| SALARY/OVERTIME | 10,671.11 |
| 710150 | 1,338.00 |
| SALARY/SPECIAL PAY | 1,338.00 |
| 720100 | 47,582.84 |
| SOCIAL SECURITY | 47,582.84 |
| 720110 | 97,904.19 |
| EMPLOYEE INSURANCE | 97,904.19 |
| 720120 | 78,301.81 |
| RETIREMENT | 78,301.81 |
| 720140 | 2,609.10 |
| STATE UNEMPLOYMENT TAX | 2,609.10 |
| 730100 | 19,614.67 |
| OFFICE SUPPLIES | 19,614.67 |
| 730210 | 220.08 |
| DATA PROCESSING SUPPLIES | 220.08 |
| 730220 | 896.50 |
| REPLACEMENTS | 896.50 |
| 730240 | 30,327.43 |
| FUEL | 30,327.43 |
| 730260 | 1,900.17 |
| VEHICLE SUPPLIES | 1,900.17 |
| 730270 | 3,261.90 |
| LAW ENFORCEMENT SPECIFIC SUPPLIES | 3,261.90 |
| 730310 | 9,461.53 |
| UNIFORMS | 9,461.53 |
| 730320 | 295.92 |
| IT HARDWARE | 295.92 |
| 730330 | 599.00 |
| IT SOFTWARE | 599.00 |
| 730370 | 62.92 |
| PERIODICALS | 62.92 |
| 730380 | 165.98 |
| AUDIO/VISUAL SUPPLIES | 165.98 |
| 740140 | 8,088.06 |
| VEHICLE MAINTENANCE | 8,088.06 |
| 740420 | 9.25 |
| COURIER SERVICE | 9.25 |
| 740504 | 1,883.50 |
| ONLINE SERVICES | 1,883.50 |
| 740510 | 1,560.00 |
| PROFESSIONAL DEVELOPMENT | 1,560.00 |
| 740512 | 730.00 |
| PROFESSIONAL SERVICES | 730.00 |
| 740530 | 19,254.53 |
| MOBILE PHONE AND DATA | 19,254.53 |
| 740540 | 5,150.01 |

| | |
|---|---|
| TRAVEL EXPENSE | 5,150.01 |
| 740580 | 551.53 |
| PRINTING | 551.53 |
| 740620 | 5,782.79 |
| ELECTRICITY | 5,782.79 |
| 740640 | 1,078.76 |
| CONTRACT SERVICES | 1,078.76 |
| 740660 | 4,525.02 |
| EQUIPMENT RENTAL | 4,525.02 |
| 750400 | 168,373.06 |
| CAPITAL OUTLAY-FURNITURE FIXTURES AND EQUIPMENT | 168,373.06 |
| 750600 | 32,907.00 |
| CAPITAL OUTLAY-VEHICLES | 32,907.00 |
| 790100 | (2,394.83) |
| REIMBURSEMENTS CLEARING | (2,394.83) |
| 740260 | 21.39 |
| INTEREST ON CREDIT CARDS | 21.39 |
| 730360 | 351.00 |
| ARMORY EXPENSE | 351.00 |
| 7300 | 4,416,773.84 |
| CONSTABLE PRECINCT 3 | 4,416,773.84 |
| 710100 | 61,859.51 |
| SALARY/OFFICIAL-DEPARTMENT HEAD | 61,859.51 |
| 710110 | 2,406,002.10 |
| SALARY/REGULAR | 2,406,002.10 |
| 710130 | 30,480.19 |
| SALARY/OVERTIME | 30,480.19 |
| 710150 | 14,072.00 |
| SALARY/SPECIAL PAY | 14,072.00 |
| 720100 | 187,819.45 |
| SOCIAL SECURITY | 187,819.45 |
| 720110 | 418,789.20 |
| EMPLOYEE INSURANCE | 418,789.20 |
| 720120 | 308,326.06 |
| RETIREMENT | 308,326.06 |
| 720140 | 9,140.60 |
| STATE UNEMPLOYMENT TAX | 9,140.60 |
| 730100 | 55,407.39 |
| OFFICE SUPPLIES | 55,407.39 |
| 730240 | 123,308.95 |
| FUEL | 123,308.95 |
| 730260 | 12,962.92 |
| VEHICLE SUPPLIES | 12,962.92 |
| 730270 | 28,093.24 |
| LAW ENFORCEMENT SPECIFIC SUPPLIES | 28,093.24 |
| 730280 | 12,345.79 |
| CANINE EXPENSES | 12,345.79 |
| 730310 | 36,384.41 |
| UNIFORMS | 36,384.41 |
| 730320 | 12,278.22 |
| IT HARDWARE | 12,278.22 |
| 730330 | 17,713.01 |
| IT SOFTWARE | 17,713.01 |
| 740140 | 93,321.27 |
| VEHICLE MAINTENANCE | 93,321.27 |

| | |
|---|---|
| 740210 | 300.00 |
| PSYCHOLOGICAL/PSYCHIATRIC SERVICE | 300.00 |
| 740420 | 60.52 |
| COURIER SERVICE | 60.52 |
| 740504 | 825.30 |
| ONLINE SERVICES | 825.30 |
| 740510 | 19,170.31 |
| PROFESSIONAL DEVELOPMENT | 19,170.31 |
| 740512 | 5,245.03 |
| PROFESSIONAL SERVICES | 5,245.03 |
| 740530 | 44,339.75 |
| MOBILE PHONE AND DATA | 44,339.75 |
| 740540 | 8,538.57 |
| TRAVEL EXPENSE | 8,538.57 |
| 740580 | 1,511.10 |
| PRINTING | 1,511.10 |
| 740640 | 91.58 |
| CONTRACT SERVICES | 91.58 |
| 740660 | 4,741.43 |
| EQUIPMENT RENTAL | 4,741.43 |
| 740680 | 934.85 |
| MEMBERSHIP/ASSOCIATION DUES | 934.85 |
| 740970 | 41.14 |
| FREIGHT AND HANDLING | 41.14 |
| 750400 | 239,829.63 |
| CAPITAL OUTLAY-FURNITURE FIXTURES AND EQUIPMENT | 239,829.63 |
| 750600 | 262,846.00 |
| CAPITAL OUTLAY-VEHICLES | 262,846.00 |
| 790100 | (5.68) |
| REIMBURSEMENTS CLEARING | (5.68) |
| 7400 | 2,551,736.46 |
| CONSTABLE PRECINCT 4 | 2,551,736.46 |
| 710100 | 61,859.51 |
| SALARY/OFFICIAL-DEPARTMENT HEAD | 61,859.51 |
| 710110 | 1,288,941.49 |
| SALARY/REGULAR | 1,288,941.49 |
| 710130 | 58,052.44 |
| SALARY/OVERTIME | 58,052.44 |
| 710140 | 1,567.28 |
| SALARY/CELL PHONE ALLOWANCE | 1,567.28 |
| 710150 | 18,096.00 |
| SALARY/SPECIAL PAY | 18,096.00 |
| 720100 | 106,094.34 |
| SOCIAL SECURITY | 106,094.34 |
| 720110 | 229,497.57 |
| EMPLOYEE INSURANCE | 229,497.57 |
| 720120 | 175,316.45 |
| RETIREMENT | 175,316.45 |
| 720140 | 6,079.87 |
| STATE UNEMPLOYMENT TAX | 6,079.87 |
| 730100 | 67,301.53 |
| OFFICE SUPPLIES | 67,301.53 |
| 730140 | 831.48 |
| JANITOR SUPPLIES | 831.48 |
| 730230 | 6,018.45 |

| | |
|---|---|
| MARINE/AIR EXPENSE | 6,018.45 |
| 730240 | 94,076.25 |
| FUEL | 94,076.25 |
| 730270 | 16,414.08 |
| LAW ENFORCEMENT SPECIFIC SUPPLIES | 16,414.08 |
| 730280 | 2,935.66 |
| CANINE EXPENSES | 2,935.66 |
| 730310 | 23,814.18 |
| UNIFORMS | 23,814.18 |
| 730390 | 159.87 |
| MEDICAL SUPPLIES | 159.87 |
| 740140 | 40,225.49 |
| VEHICLE MAINTENANCE | 40,225.49 |
| 740510 | 3,170.00 |
| PROFESSIONAL DEVELOPMENT | 3,170.00 |
| 740512 | 1,753.40 |
| PROFESSIONAL SERVICES | 1,753.40 |
| 740530 | 27,124.11 |
| MOBILE PHONE AND DATA | 27,124.11 |
| 740540 | 7,336.95 |
| TRAVEL EXPENSE | 7,336.95 |
| 740580 | 766.81 |
| PRINTING | 766.81 |
| 740620 | 1,465.11 |
| ELECTRICITY | 1,465.11 |
| 740660 | 20,428.38 |
| EQUIPMENT RENTAL | 20,428.38 |
| 750300 | 5,760.00 |
| CAPITAL OUTLAY-BUILDING | 5,760.00 |
| 750400 | 128,383.98 |
| CAPITAL OUTLAY-FURNITURE FIXTURES AND EQUIPMENT | 128,383.98 |
| 750600 | 158,799.00 |
| CAPITAL OUTLAY-VEHICLES | 158,799.00 |
| 790100 | (577.69) |
| REIMBURSEMENTS CLEARING | (577.69) |
| 730101 | 44.47 |
| FOOD SUPPLIES | 44.47 |
| 7500 | 3,226,849.09 |
| CONSTABLE PRECINCT 5 | 3,226,849.09 |
| 710100 | 61,859.51 |
| SALARY/OFFICIAL-DEPARTMENT HEAD | 61,859.51 |
| 710110 | 1,891,093.35 |
| SALARY/REGULAR | 1,891,093.35 |
| 710130 | 11,651.70 |
| SALARY/OVERTIME | 11,651.70 |
| 710140 | 4,461.58 |
| SALARY/CELL PHONE ALLOWANCE | 4,461.58 |
| 710150 | 15,398.00 |
| SALARY/SPECIAL PAY | 15,398.00 |
| 720100 | 147,598.27 |
| SOCIAL SECURITY | 147,598.27 |
| 720110 | 342,659.79 |
| EMPLOYEE INSURANCE | 342,659.79 |
| 720120 | 243,523.58 |
| RETIREMENT | 243,523.58 |

| | |
|---|---|
| 720140 | 6,376.45 |
| STATE UNEMPLOYMENT TAX | 6,376.45 |
| 730100 | 31,597.00 |
| OFFICE SUPPLIES | 31,597.00 |
| 730240 | 35,006.62 |
| FUEL | 35,006.62 |
| 730260 | 128.46 |
| VEHICLE SUPPLIES | 128.46 |
| 730262 | 958.41 |
| RADIO SUPPLIES | 958.41 |
| 730270 | 4,031.94 |
| LAW ENFORCEMENT SPECIFIC SUPPLIES | 4,031.94 |
| 730280 | 1,992.88 |
| CANINE EXPENSES | 1,992.88 |
| 730310 | 7,640.94 |
| UNIFORMS | 7,640.94 |
| 730390 | 2,907.75 |
| MEDICAL SUPPLIES | 2,907.75 |
| 740140 | 30,076.81 |
| VEHICLE MAINTENANCE | 30,076.81 |
| 740510 | 7,058.17 |
| PROFESSIONAL DEVELOPMENT | 7,058.17 |
| 740512 | 5,277.00 |
| PROFESSIONAL SERVICES | 5,277.00 |
| 740530 | 22,140.67 |
| MOBILE PHONE AND DATA | 22,140.67 |
| 740540 | 4,703.94 |
| TRAVEL EXPENSE | 4,703.94 |
| 740580 | 1,335.74 |
| PRINTING | 1,335.74 |
| 740640 | 144.95 |
| CONTRACT SERVICES | 144.95 |
| 740660 | 4,353.35 |
| EQUIPMENT RENTAL | 4,353.35 |
| 740680 | 1,100.00 |
| MEMBERSHIP/ASSOCIATION DUES | 1,100.00 |
| 750400 | 202,191.95 |
| CAPITAL OUTLAY-FURNITURE FIXTURES AND EQUIPMENT | 202,191.95 |
| 750600 | 142,365.48 |
| CAPITAL OUTLAY-VEHICLES | 142,365.48 |
| 790100 | (2,985.00) |
| REIMBURSEMENTS CLEARING | (2,985.00) |
| 730101 | 199.80 |
| FOOD SUPPLIES | 199.80 |
| 760400 | - |
| DEPRECIATION EQUIPMENT | - |
| 8100 | 391,201.95 |
| COURT OPERATIONS | 391,201.95 |
| 710110 | 33,474.16 |
| SALARY/REGULAR | 33,474.16 |
| 710130 | 9,333.00 |
| SALARY/OVERTIME | 9,333.00 |
| 720100 | 3,239.25 |
| SOCIAL SECURITY | 3,239.25 |
| 720110 | 2,265.71 |

| | |
|---|---|
| EMPLOYEE INSURANCE | 2,265.71 |
| 720120 | 1,145.22 |
| RETIREMENT | 1,145.22 |
| 720140 | 360.99 |
| STATE UNEMPLOYMENT TAX | 360.99 |
| 740170 | 116,916.00 |
| PETIT JURORS | 116,916.00 |
| 740270 | 6,500.00 |
| APPOINTED ATTORNEY | 6,500.00 |
| 740310 | 350.00 |
| APPOINTED ATTORNEY-CIVIL | 350.00 |
| 740370 | - |
| APPOINTED ATTORNEY-JUVENILE | - |
| 740512 | 202.50 |
| PROFESSIONAL SERVICES | 202.50 |
| 740524 | 98,114.57 |
| PROFESSIONAL SERVICES-INTERPRETER | 98,114.57 |
| 740540 | 90.33 |
| TRAVEL EXPENSE | 90.33 |
| 740640 | 46,872.68 |
| CONTRACT SERVICES | 46,872.68 |
| 740690 | 65,601.11 |
| COURT COST | 65,601.11 |
| 740692 | (3,205.57) |
| DA WITNESS EXPENSE | (3,205.57) |
| 740694 | 9,946.78 |
| FOOD SERVICE | 9,946.78 |
| 790100 | (4.78) |
| REIMBURSEMENTS CLEARING | (4.78) |
| 8101 | 5,313,317.54 |
| INDIGENT DEFENSE- CRIMINAL | 5,313,317.54 |
| 740230 | 65.00 |
| LITIGATION EXPENSES | 65.00 |
| 740270 | 2,284,050.30 |
| APPOINTED ATTORNEY | 2,284,050.30 |
| 740280 | - |
| APPOINTED ATTORNEY-NON CONTRACT | - |
| 740290 | 2,151,800.51 |
| OTHER LITIGATION-APPOINTED ATTORNEY | 2,151,800.51 |
| 740310 | 6,910.60 |
| APPOINTED ATTORNEY-CIVIL | 6,910.60 |
| 740370 | 218,856.58 |
| APPOINTED ATTORNEY-JUVENILE | 218,856.58 |
| 740460 | 192,456.23 |
| INVESTIGATOR | 192,456.23 |
| 740464 | - |
| INVESTIGATOR-NON CONTRACT | - |
| 740470 | 304,865.22 |
| EXPERT WITNESS | 304,865.22 |
| 740478 | 5,710.00 |
| EXPERT WITNESS-PSYCHIATRIC EVALUATION | 5,710.00 |
| 740484 | 42,541.00 |
| COURT REPORTER TRANSCRIPT | 42,541.00 |
| 740512 | 19,196.05 |
| PROFESSIONAL SERVICES | 19,196.05 |

| | |
|---|---|
| 740524 | 86,510.21 |
| PROFESSIONAL SERVICES-INTERPRETER | 86,510.21 |
| 740530 | 224.87 |
| MOBILE PHONE AND DATA | 224.87 |
| 740540 | 75.40 |
| TRAVEL EXPENSE | 75.40 |
| 740694 | 55.57 |
| FOOD SERVICE | 55.57 |
| 8102 | 1,175,289.80 |
| INDIGENT DEFENSE- CIVIL | 1,175,289.80 |
| 740230 | 1,603.71 |
| LITIGATION EXPENSES | 1,603.71 |
| 740270 | 30,065.37 |
| APPOINTED ATTORNEY | 30,065.37 |
| 740310 | 1,117,559.27 |
| APPOINTED ATTORNEY-CIVIL | 1,117,559.27 |
| 740484 | 2,863.03 |
| COURT REPORTER TRANSCRIPT | 2,863.03 |
| 740512 | 2,752.01 |
| PROFESSIONAL SERVICES | 2,752.01 |
| 740524 | 16,711.86 |
| PROFESSIONAL SERVICES-INTERPRETER | 16,711.86 |
| 740540 | 3,734.55 |
| TRAVEL EXPENSE | 3,734.55 |
| 8103 | 862,454.01 |
| OFFICE OF COURT ADMIN | 862,454.01 |
| 710100 | 118,821.04 |
| SALARY/OFFICIAL-DEPARTMENT HEAD | 118,821.04 |
| 710110 | 478,056.34 |
| SALARY/REGULAR | 478,056.34 |
| 710130 | 37,219.54 |
| SALARY/OVERTIME | 37,219.54 |
| 720100 | 46,058.15 |
| SOCIAL SECURITY | 46,058.15 |
| 720110 | 77,986.59 |
| EMPLOYEE INSURANCE | 77,986.59 |
| 720120 | 77,803.84 |
| RETIREMENT | 77,803.84 |
| 720140 | 1,649.85 |
| STATE UNEMPLOYMENT TAX | 1,649.85 |
| 730100 | 18,952.01 |
| OFFICE SUPPLIES | 18,952.01 |
| 740510 | 120.00 |
| PROFESSIONAL DEVELOPMENT | 120.00 |
| 740530 | 3,487.78 |
| MOBILE PHONE AND DATA | 3,487.78 |
| 740570 | 72.60 |
| ADVERTISING | 72.60 |
| 740640 | 60.60 |
| CONTRACT SERVICES | 60.60 |
| 740660 | 2,027.77 |
| EQUIPMENT RENTAL | 2,027.77 |
| 740680 | 135.00 |
| MEMBERSHIP/ASSOCIATION DUES | 135.00 |
| 740260 | 2.90 |

| | |
|---|---|
| INTEREST ON CREDIT CARDS | 2.90 |
| 8210 | 526,291.77 |
| COUNTY COURT AT LAW 1 | 526,291.77 |
| 710100 | 186,340.36 |
| SALARY/OFFICIAL-DEPARTMENT HEAD | 186,340.36 |
| 710110 | 209,718.46 |
| SALARY/REGULAR | 209,718.46 |
| 720100 | 26,698.39 |
| SOCIAL SECURITY | 26,698.39 |
| 720110 | 46,820.77 |
| EMPLOYEE INSURANCE | 46,820.77 |
| 720120 | 48,596.09 |
| RETIREMENT | 48,596.09 |
| 720140 | 432.00 |
| STATE UNEMPLOYMENT TAX | 432.00 |
| 730100 | 3,284.38 |
| OFFICE SUPPLIES | 3,284.38 |
| 740510 | - |
| PROFESSIONAL DEVELOPMENT | - |
| 740512 | 245.00 |
| PROFESSIONAL SERVICES | 245.00 |
| 740530 | 37.99 |
| MOBILE PHONE AND DATA | 37.99 |
| 740540 | 907.29 |
| TRAVEL EXPENSE | 907.29 |
| 740640 | 353.96 |
| CONTRACT SERVICES | 353.96 |
| 740660 | 2,778.01 |
| EQUIPMENT RENTAL | 2,778.01 |
| 740694 | 79.07 |
| FOOD SERVICE | 79.07 |
| 8220 | 916,392.75 |
| COUNTY COURT AT LAW 2 | 916,392.75 |
| 710100 | 186,340.36 |
| SALARY/OFFICIAL-DEPARTMENT HEAD | 186,340.36 |
| 710110 | 496,388.64 |
| SALARY/REGULAR | 496,388.64 |
| 720100 | 47,784.54 |
| SOCIAL SECURITY | 47,784.54 |
| 720110 | 93,471.55 |
| EMPLOYEE INSURANCE | 93,471.55 |
| 720120 | 83,770.34 |
| RETIREMENT | 83,770.34 |
| 720140 | 1,008.00 |
| STATE UNEMPLOYMENT TAX | 1,008.00 |
| 730100 | 4,785.79 |
| OFFICE SUPPLIES | 4,785.79 |
| 740510 | 140.00 |
| PROFESSIONAL DEVELOPMENT | 140.00 |
| 740530 | 22.20 |
| MOBILE PHONE AND DATA | 22.20 |
| 740540 | 653.56 |
| TRAVEL EXPENSE | 653.56 |
| 740660 | 2,027.77 |
| EQUIPMENT RENTAL | 2,027.77 |

| | |
|---|---|
| 8230 | 832,561.95 |
| COUNTY COURT AT LAW 3 | 832,561.95 |
| 710100 | 186,340.36 |
| SALARY/OFFICIAL-DEPARTMENT HEAD | 186,340.36 |
| 710110 | 444,938.50 |
| SALARY/REGULAR | 444,938.50 |
| 720100 | 43,304.40 |
| SOCIAL SECURITY | 43,304.40 |
| 720110 | 70,395.71 |
| EMPLOYEE INSURANCE | 70,395.71 |
| 720120 | 77,457.75 |
| RETIREMENT | 77,457.75 |
| 720140 | 720.00 |
| STATE UNEMPLOYMENT TAX | 720.00 |
| 730100 | 6,333.12 |
| OFFICE SUPPLIES | 6,333.12 |
| 730320 | (3,252.58) |
| IT HARDWARE | (3,252.58) |
| 740510 | 1,000.00 |
| PROFESSIONAL DEVELOPMENT | 1,000.00 |
| 740530 | 189.95 |
| MOBILE PHONE AND DATA | 189.95 |
| 740540 | 1,261.33 |
| TRAVEL EXPENSE | 1,261.33 |
| 740640 | 15.00 |
| CONTRACT SERVICES | 15.00 |
| 740660 | 3,858.41 |
| EQUIPMENT RENTAL | 3,858.41 |
| 8240 | 534,438.76 |
| COUNTY COURT AT LAW 4 | 534,438.76 |
| 710100 | 186,340.36 |
| SALARY/OFFICIAL-DEPARTMENT HEAD | 186,340.36 |
| 710110 | 215,241.89 |
| SALARY/REGULAR | 215,241.89 |
| 720100 | 27,274.16 |
| SOCIAL SECURITY | 27,274.16 |
| 720110 | 46,813.03 |
| EMPLOYEE INSURANCE | 46,813.03 |
| 720120 | 49,273.92 |
| RETIREMENT | 49,273.92 |
| 720140 | 432.00 |
| STATE UNEMPLOYMENT TAX | 432.00 |
| 730100 | 2,573.31 |
| OFFICE SUPPLIES | 2,573.31 |
| 730320 | 992.58 |
| IT HARDWARE | 992.58 |
| 740510 | 215.00 |
| PROFESSIONAL DEVELOPMENT | 215.00 |
| 740540 | 899.17 |
| TRAVEL EXPENSE | 899.17 |
| 740640 | 635.29 |
| CONTRACT SERVICES | 635.29 |
| 740660 | 3,811.64 |
| EQUIPMENT RENTAL | 3,811.64 |
| 790100 | (65.99) |

| | |
|---|---|
| REIMBURSEMENTS CLEARING | (65.99) |
| 740260 | 2.40 |
| INTEREST ON CREDIT CARDS | 2.40 |
| 8250 | 514,455.21 |
| COUNTY COURT AT LAW 5 | 514,455.21 |
| 710100 | 186,340.36 |
| SALARY/OFFICIAL-DEPARTMENT HEAD | 186,340.36 |
| 710110 | 199,879.97 |
| SALARY/REGULAR | 199,879.97 |
| 720100 | 26,098.70 |
| SOCIAL SECURITY | 26,098.70 |
| 720110 | 46,823.32 |
| EMPLOYEE INSURANCE | 46,823.32 |
| 720120 | 47,389.01 |
| RETIREMENT | 47,389.01 |
| 720140 | 432.00 |
| STATE UNEMPLOYMENT TAX | 432.00 |
| 730100 | 4,115.83 |
| OFFICE SUPPLIES | 4,115.83 |
| 740510 | 410.00 |
| PROFESSIONAL DEVELOPMENT | 410.00 |
| 740640 | 313.14 |
| CONTRACT SERVICES | 313.14 |
| 740660 | 2,661.38 |
| EQUIPMENT RENTAL | 2,661.38 |
| 790100 | (8.50) |
| REIMBURSEMENTS CLEARING | (8.50) |
| 8310 | 344,094.20 |
| 9TH DISTRICT COURT | 344,094.20 |
| 710100 | 12,999.96 |
| SALARY/OFFICIAL-DEPARTMENT HEAD | 12,999.96 |
| 710110 | 224,799.69 |
| SALARY/REGULAR | 224,799.69 |
| 710140 | 967.31 |
| SALARY/CELL PHONE ALLOWANCE | 967.31 |
| 720100 | 17,857.28 |
| SOCIAL SECURITY | 17,857.28 |
| 720110 | 44,020.73 |
| EMPLOYEE INSURANCE | 44,020.73 |
| 720120 | 29,323.13 |
| RETIREMENT | 29,323.13 |
| 720140 | 432.00 |
| STATE UNEMPLOYMENT TAX | 432.00 |
| 730100 | 2,620.09 |
| OFFICE SUPPLIES | 2,620.09 |
| 740540 | 2,011.09 |
| TRAVEL EXPENSE | 2,011.09 |
| 740640 | 4,500.00 |
| CONTRACT SERVICES | 4,500.00 |
| 740660 | 4,562.92 |
| EQUIPMENT RENTAL | 4,562.92 |
| 8320 | 349,888.15 |
| 221ST DISTRICT COURT | 349,888.15 |
| 710100 | 12,999.96 |
| SALARY/OFFICIAL-DEPARTMENT HEAD | 12,999.96 |

| | |
|---|---|
| 710110 | 233,893.72 |
| SALARY/REGULAR | 233,893.72 |
| 720100 | 18,626.53 |
| SOCIAL SECURITY | 18,626.53 |
| 720110 | 44,018.18 |
| EMPLOYEE INSURANCE | 44,018.18 |
| 720120 | 30,320.48 |
| RETIREMENT | 30,320.48 |
| 720140 | 432.00 |
| STATE UNEMPLOYMENT TAX | 432.00 |
| 730100 | 3,824.67 |
| OFFICE SUPPLIES | 3,824.67 |
| 740530 | 113.97 |
| MOBILE PHONE AND DATA | 113.97 |
| 740540 | - |
| TRAVEL EXPENSE | - |
| 740640 | 473.49 |
| CONTRACT SERVICES | 473.49 |
| 740660 | 5,024.44 |
| EQUIPMENT RENTAL | 5,024.44 |
| 740680 | 150.00 |
| MEMBERSHIP/ASSOCIATION DUES | 150.00 |
| 740260 | 10.71 |
| INTEREST ON CREDIT CARDS | 10.71 |
| 8330 | 703,406.65 |
| 284TH DISTRICT COURT | 703,406.65 |
| 710100 | 11,916.63 |
| SALARY/OFFICIAL-DEPARTMENT HEAD | 11,916.63 |
| 710110 | 505,331.91 |
| SALARY/REGULAR | 505,331.91 |
| 710130 | 309.06 |
| SALARY/OVERTIME | 309.06 |
| 720100 | 38,846.87 |
| SOCIAL SECURITY | 38,846.87 |
| 720110 | 72,639.37 |
| EMPLOYEE INSURANCE | 72,639.37 |
| 720120 | 63,530.59 |
| RETIREMENT | 63,530.59 |
| 720140 | 864.00 |
| STATE UNEMPLOYMENT TAX | 864.00 |
| 730100 | 5,952.59 |
| OFFICE SUPPLIES | 5,952.59 |
| 740510 | 515.39 |
| PROFESSIONAL DEVELOPMENT | 515.39 |
| 740660 | 3,503.43 |
| EQUIPMENT RENTAL | 3,503.43 |
| 790100 | (3.19) |
| REIMBURSEMENTS CLEARING | (3.19) |
| 8340 | 398,414.29 |
| 359TH DISTRICT COURT | 398,414.29 |
| 710100 | 12,999.96 |
| SALARY/OFFICIAL-DEPARTMENT HEAD | 12,999.96 |
| 710110 | 271,985.16 |
| SALARY/REGULAR | 271,985.16 |
| 720100 | 21,372.86 |

| | |
|---|---|
| SOCIAL SECURITY | 21,372.86 |
| 720110 | 44,020.66 |
| EMPLOYEE INSURANCE | 44,020.66 |
| 720120 | 34,994.33 |
| RETIREMENT | 34,994.33 |
| 720140 | 572.64 |
| STATE UNEMPLOYMENT TAX | 572.64 |
| 730100 | 6,238.01 |
| OFFICE SUPPLIES | 6,238.01 |
| 740510 | 130.00 |
| PROFESSIONAL DEVELOPMENT | 130.00 |
| 740530 | 700.22 |
| MOBILE PHONE AND DATA | 700.22 |
| 740540 | 336.00 |
| TRAVEL EXPENSE | 336.00 |
| 740580 | 16.50 |
| PRINTING | 16.50 |
| 740640 | 105.63 |
| CONTRACT SERVICES | 105.63 |
| 740660 | 4,893.48 |
| EQUIPMENT RENTAL | 4,893.48 |
| 740260 | 48.84 |
| INTEREST ON CREDIT CARDS | 48.84 |
| 8350 | 512,738.01 |
| 410th DISTRICT COURT | 512,738.01 |
| 710100 | 12,999.96 |
| SALARY/OFFICIAL-DEPARTMENT HEAD | 12,999.96 |
| 710110 | 360,200.74 |
| SALARY/REGULAR | 360,200.74 |
| 720100 | 27,989.41 |
| SOCIAL SECURITY | 27,989.41 |
| 720110 | 55,810.03 |
| EMPLOYEE INSURANCE | 55,810.03 |
| 720120 | 45,818.35 |
| RETIREMENT | 45,818.35 |
| 720140 | 720.00 |
| STATE UNEMPLOYMENT TAX | 720.00 |
| 730100 | 3,442.13 |
| OFFICE SUPPLIES | 3,442.13 |
| 730160 | 391.17 |
| CLOTHING | 391.17 |
| 730380 | 172.39 |
| AUDIO/VISUAL SUPPLIES | 172.39 |
| 740484 | 877.58 |
| COURT REPORTER TRANSCRIPT | 877.58 |
| 740510 | 480.00 |
| PROFESSIONAL DEVELOPMENT | 480.00 |
| 740540 | 760.55 |
| TRAVEL EXPENSE | 760.55 |
| 740580 | 260.00 |
| PRINTING | 260.00 |
| 740660 | 2,716.94 |
| EQUIPMENT RENTAL | 2,716.94 |
| 740680 | 75.00 |
| MEMBERSHIP/ASSOCIATION DUES | 75.00 |

| | |
|---|---|
| 790100 | (33.85) |
| REIMBURSEMENTS CLEARING | (33.85) |
| 730101 | 57.61 |
| FOOD SUPPLIES | 57.61 |
| 8360 | 643,700.52 |
| 418TH DISTRICT COURT | 643,700.52 |
| 710100 | 12,999.96 |
| SALARY/OFFICIAL-DEPARTMENT HEAD | 12,999.96 |
| 710110 | 459,136.05 |
| SALARY/REGULAR | 459,136.05 |
| 720100 | 35,436.23 |
| SOCIAL SECURITY | 35,436.23 |
| 720110 | 64,846.96 |
| EMPLOYEE INSURANCE | 64,846.96 |
| 720120 | 57,957.70 |
| RETIREMENT | 57,957.70 |
| 720140 | 720.00 |
| STATE UNEMPLOYMENT TAX | 720.00 |
| 730100 | 6,214.37 |
| OFFICE SUPPLIES | 6,214.37 |
| 740510 | 799.94 |
| PROFESSIONAL DEVELOPMENT | 799.94 |
| 740540 | 1,287.82 |
| TRAVEL EXPENSE | 1,287.82 |
| 740656 | 25.90 |
| RENT AND LEASES | 25.90 |
| 740660 | 4,006.36 |
| EQUIPMENT RENTAL | 4,006.36 |
| 740680 | 150.00 |
| MEMBERSHIP/ASSOCIATION DUES | 150.00 |
| 730101 | 119.23 |
| FOOD SUPPLIES | 119.23 |
| 8370 | 331,140.43 |
| 435TH DISTRICT COURT | 331,140.43 |
| 710100 | 12,999.96 |
| SALARY/OFFICIAL-DEPARTMENT HEAD | 12,999.96 |
| 710110 | 218,178.66 |
| SALARY/REGULAR | 218,178.66 |
| 710130 | 193.27 |
| SALARY/OVERTIME | 193.27 |
| 720100 | 17,278.39 |
| SOCIAL SECURITY | 17,278.39 |
| 720110 | 38,002.76 |
| EMPLOYEE INSURANCE | 38,002.76 |
| 720120 | 28,415.75 |
| RETIREMENT | 28,415.75 |
| 720140 | 576.00 |
| STATE UNEMPLOYMENT TAX | 576.00 |
| 730100 | 4,885.08 |
| OFFICE SUPPLIES | 4,885.08 |
| 740510 | 330.00 |
| PROFESSIONAL DEVELOPMENT | 330.00 |
| 740530 | 151.96 |
| MOBILE PHONE AND DATA | 151.96 |
| 740640 | 5,250.00 |

| | |
|---|---|
| CONTRACT SERVICES | 5,250.00 |
| 740660 | 5,208.60 |
| EQUIPMENT RENTAL | 5,208.60 |
| 790100 | (330.00) |
| REIMBURSEMENTS CLEARING | (330.00) |
| 8401 | 523,513.40 |
| DRUG COURT | 523,513.40 |
| 710100 | 76,355.19 |
| SALARY/OFFICIAL-DEPARTMENT HEAD | 76,355.19 |
| 710110 | 101,689.50 |
| SALARY/REGULAR | 101,689.50 |
| 720100 | 13,188.83 |
| SOCIAL SECURITY | 13,188.83 |
| 720110 | 35,362.41 |
| EMPLOYEE INSURANCE | 35,362.41 |
| 720120 | 21,846.10 |
| RETIREMENT | 21,846.10 |
| 720140 | 432.00 |
| STATE UNEMPLOYMENT TAX | 432.00 |
| 730100 | 2,951.75 |
| OFFICE SUPPLIES | 2,951.75 |
| 730120 | 1,875.00 |
| BOOK SUPPLEMENTS | 1,875.00 |
| 740420 | 100.00 |
| COURIER SERVICE | 100.00 |
| 740512 | 236,646.65 |
| PROFESSIONAL SERVICES | 236,646.65 |
| 740516 | 31,092.30 |
| PROFESSIONAL SERVICES-URINALYSIS | 31,092.30 |
| 740660 | 1,733.67 |
| EQUIPMENT RENTAL | 1,733.67 |
| 740680 | 240.00 |
| MEMBERSHIP/ASSOCIATION DUES | 240.00 |
| 8402 | 282,667.02 |
| DRUG COURT-DWI COURT | 282,667.02 |
| 710110 | 50,876.13 |
| SALARY/REGULAR | 50,876.13 |
| 720100 | 3,876.56 |
| SOCIAL SECURITY | 3,876.56 |
| 720110 | 11,787.47 |
| EMPLOYEE INSURANCE | 11,787.47 |
| 720120 | 6,242.43 |
| RETIREMENT | 6,242.43 |
| 720140 | 144.00 |
| STATE UNEMPLOYMENT TAX | 144.00 |
| 730100 | 1,605.84 |
| OFFICE SUPPLIES | 1,605.84 |
| 730120 | 950.00 |
| BOOK SUPPLEMENTS | 950.00 |
| 740420 | 49.51 |
| COURIER SERVICE | 49.51 |
| 740512 | 180,706.58 |
| PROFESSIONAL SERVICES | 180,706.58 |
| 740516 | 26,428.50 |
| PROFESSIONAL SERVICES-URINALYSIS | 26,428.50 |

| | |
|---|---|
| 8403 | 331,759.72 |
| MENTAL HEALTH COURT SERVICE | 331,759.72 |
| 710110 | 220,712.51 |
| SALARY/REGULAR | 220,712.51 |
| 720100 | 16,065.78 |
| SOCIAL SECURITY | 16,065.78 |
| 720110 | 56,404.23 |
| EMPLOYEE INSURANCE | 56,404.23 |
| 720120 | 27,081.35 |
| RETIREMENT | 27,081.35 |
| 720140 | 762.69 |
| STATE UNEMPLOYMENT TAX | 762.69 |
| 730100 | 3,492.25 |
| OFFICE SUPPLIES | 3,492.25 |
| 730320 | 64.95 |
| IT HARDWARE | 64.95 |
| 730330 | 288.91 |
| IT SOFTWARE | 288.91 |
| 740510 | 50.00 |
| PROFESSIONAL DEVELOPMENT | 50.00 |
| 740540 | 2,853.36 |
| TRAVEL EXPENSE | 2,853.36 |
| 740660 | 3,983.69 |
| EQUIPMENT RENTAL | 3,983.69 |
| 8510 | 952,853.74 |
| JUSTICE OF PEACE PRECINCT 1 | 952,853.74 |
| 710100 | 134,270.56 |
| SALARY/OFFICIAL-DEPARTMENT HEAD | 134,270.56 |
| 710110 | 497,741.27 |
| SALARY/REGULAR | 497,741.27 |
| 720100 | 47,008.11 |
| SOCIAL SECURITY | 47,008.11 |
| 720110 | 94,299.76 |
| EMPLOYEE INSURANCE | 94,299.76 |
| 720120 | 77,547.94 |
| RETIREMENT | 77,547.94 |
| 720140 | 1,728.28 |
| STATE UNEMPLOYMENT TAX | 1,728.28 |
| 730100 | 7,370.74 |
| OFFICE SUPPLIES | 7,370.74 |
| 740140 | 158.38 |
| VEHICLE MAINTENANCE | 158.38 |
| 740510 | 1,585.00 |
| PROFESSIONAL DEVELOPMENT | 1,585.00 |
| 740512 | 7,293.77 |
| PROFESSIONAL SERVICES | 7,293.77 |
| 740540 | 1,660.17 |
| TRAVEL EXPENSE | 1,660.17 |
| 740560 | 1,130.00 |
| TRANSPORTATION | 1,130.00 |
| 740580 | 1,008.10 |
| PRINTING | 1,008.10 |
| 740620 | 12,578.01 |
| ELECTRICITY | 12,578.01 |
| 740640 | 357.40 |

| | |
|---|---|
| CONTRACT SERVICES | 357.40 |
| 740644 | 61,726.22 |
| COLLECTION SERVICES | 61,726.22 |
| 740660 | 6,060.03 |
| EQUIPMENT RENTAL | 6,060.03 |
| 740680 | 205.00 |
| MEMBERSHIP/ASSOCIATION DUES | 205.00 |
| 790100 | (875.00) |
| REIMBURSEMENTS CLEARING | (875.00) |
| 8520 | 674,913.52 |
| JUSTICE OF PEACE PRECINCT 2 | 674,913.52 |
| 710100 | 134,270.56 |
| SALARY/OFFICIAL-DEPARTMENT HEAD | 134,270.56 |
| 710110 | 242,941.14 |
| SALARY/REGULAR | 242,941.14 |
| 710130 | 54.47 |
| SALARY/OVERTIME | 54.47 |
| 720100 | 28,076.77 |
| SOCIAL SECURITY | 28,076.77 |
| 720110 | 70,724.82 |
| EMPLOYEE INSURANCE | 70,724.82 |
| 720120 | 46,291.00 |
| RETIREMENT | 46,291.00 |
| 720140 | 864.00 |
| STATE UNEMPLOYMENT TAX | 864.00 |
| 730100 | 3,928.37 |
| OFFICE SUPPLIES | 3,928.37 |
| 740140 | - |
| VEHICLE MAINTENANCE | - |
| 740510 | 150.00 |
| PROFESSIONAL DEVELOPMENT | 150.00 |
| 740512 | 7,848.00 |
| PROFESSIONAL SERVICES | 7,848.00 |
| 740530 | 804.06 |
| MOBILE PHONE AND DATA | 804.06 |
| 740540 | 450.68 |
| TRAVEL EXPENSE | 450.68 |
| 740560 | 1,520.00 |
| TRANSPORTATION | 1,520.00 |
| 740620 | 8,116.34 |
| ELECTRICITY | 8,116.34 |
| 740640 | 49.31 |
| CONTRACT SERVICES | 49.31 |
| 740644 | 125,928.02 |
| COLLECTION SERVICES | 125,928.02 |
| 740660 | 3,105.53 |
| EQUIPMENT RENTAL | 3,105.53 |
| 740680 | 240.00 |
| MEMBERSHIP/ASSOCIATION DUES | 240.00 |
| 790100 | (449.55) |
| REIMBURSEMENTS CLEARING | (449.55) |
| 8530 | 1,291,817.92 |
| JUSTICE OF PEACE PRECINCT 3 | 1,291,817.92 |
| 710100 | 134,270.56 |
| SALARY/OFFICIAL-DEPARTMENT HEAD | 134,270.56 |

| | |
|---|---|
| 710110 | 737,904.12 |
| SALARY/REGULAR | 737,904.12 |
| 710130 | 7,274.08 |
| SALARY/OVERTIME | 7,274.08 |
| 710140 | 485.13 |
| SALARY/CELL PHONE ALLOWANCE | 485.13 |
| 720100 | 64,675.64 |
| SOCIAL SECURITY | 64,675.64 |
| 720110 | 202,668.82 |
| EMPLOYEE INSURANCE | 202,668.82 |
| 720120 | 108,006.22 |
| RETIREMENT | 108,006.22 |
| 720140 | 2,651.92 |
| STATE UNEMPLOYMENT TAX | 2,651.92 |
| 730100 | 14,431.22 |
| OFFICE SUPPLIES | 14,431.22 |
| 730110 | 330.00 |
| POSTAGE | 330.00 |
| 730220 | 278.07 |
| REPLACEMENTS | 278.07 |
| 740140 | 273.18 |
| VEHICLE MAINTENANCE | 273.18 |
| 740510 | 2,735.00 |
| PROFESSIONAL DEVELOPMENT | 2,735.00 |
| 740512 | 1,252.79 |
| PROFESSIONAL SERVICES | 1,252.79 |
| 740540 | 2,267.83 |
| TRAVEL EXPENSE | 2,267.83 |
| 740560 | 2,170.00 |
| TRANSPORTATION | 2,170.00 |
| 740580 | 1,230.00 |
| PRINTING | 1,230.00 |
| 740640 | 49.23 |
| CONTRACT SERVICES | 49.23 |
| 740660 | 5,756.44 |
| EQUIPMENT RENTAL | 5,756.44 |
| 740680 | 60.00 |
| MEMBERSHIP/ASSOCIATION DUES | 60.00 |
| 750400 | 4,027.67 |
| CAPITAL OUTLAY-FURNITURE FIXTURES AND EQUIPMENT | 4,027.67 |
| 790100 | (980.00) |
| REIMBURSEMENTS CLEARING | (980.00) |
| 8540 | 1,018,616.21 |
| JUSTICE OF PEACE PRECINCT 4 | 1,018,616.21 |
| 710100 | 134,270.56 |
| SALARY/OFFICIAL-DEPARTMENT HEAD | 134,270.56 |
| 710110 | 493,517.53 |
| SALARY/REGULAR | 493,517.53 |
| 710130 | 5,606.27 |
| SALARY/OVERTIME | 5,606.27 |
| 720100 | 47,314.88 |
| SOCIAL SECURITY | 47,314.88 |
| 720110 | 136,298.18 |
| EMPLOYEE INSURANCE | 136,298.18 |
| 720120 | 77,717.50 |

| | |
|---|---|
| RETIREMENT | 77,717.50 |
| 720140 | 1,825.83 |
| STATE UNEMPLOYMENT TAX | 1,825.83 |
| 730100 | 8,058.86 |
| OFFICE SUPPLIES | 8,058.86 |
| 740512 | 5,904.00 |
| PROFESSIONAL SERVICES | 5,904.00 |
| 740530 | 254.12 |
| MOBILE PHONE AND DATA | 254.12 |
| 740540 | 2,207.62 |
| TRAVEL EXPENSE | 2,207.62 |
| 740560 | 1,665.00 |
| TRANSPORTATION | 1,665.00 |
| 740580 | 2,292.04 |
| PRINTING | 2,292.04 |
| 740620 | 5,255.49 |
| ELECTRICITY | 5,255.49 |
| 740640 | 597.05 |
| CONTRACT SERVICES | 597.05 |
| 740644 | 90,551.31 |
| COLLECTION SERVICES | 90,551.31 |
| 740660 | 5,244.97 |
| EQUIPMENT RENTAL | 5,244.97 |
| 740680 | 35.00 |
| MEMBERSHIP/ASSOCIATION DUES | 35.00 |
| 8550 | 618,126.18 |
| JUSTICE OF PEACE PRECINCT 5 | 618,126.18 |
| 710100 | 134,270.56 |
| SALARY/OFFICIAL-DEPARTMENT HEAD | 134,270.56 |
| 710110 | 252,592.71 |
| SALARY/REGULAR | 252,592.71 |
| 720100 | 29,153.50 |
| SOCIAL SECURITY | 29,153.50 |
| 720110 | 68,398.62 |
| EMPLOYEE INSURANCE | 68,398.62 |
| 720120 | 47,468.05 |
| RETIREMENT | 47,468.05 |
| 720140 | 725.00 |
| STATE UNEMPLOYMENT TAX | 725.00 |
| 730100 | 10,771.67 |
| OFFICE SUPPLIES | 10,771.67 |
| 730110 | 660.00 |
| POSTAGE | 660.00 |
| 740510 | 765.00 |
| PROFESSIONAL DEVELOPMENT | 765.00 |
| 740512 | 3,048.00 |
| PROFESSIONAL SERVICES | 3,048.00 |
| 740530 | 1,852.66 |
| MOBILE PHONE AND DATA | 1,852.66 |
| 740540 | 865.66 |
| TRAVEL EXPENSE | 865.66 |
| 740640 | 964.40 |
| CONTRACT SERVICES | 964.40 |
| 740644 | 63,914.52 |
| COLLECTION SERVICES | 63,914.52 |

| | |
|---|---|
| 740660 | 2,765.83 |
| EQUIPMENT RENTAL | 2,765.83 |
| 740680 | 60.00 |
| MEMBERSHIP/ASSOCIATION DUES | 60.00 |
| 790100 | (150.00) |
| REIMBURSEMENTS CLEARING | (150.00) |
| 6502 | 1,071,516.68 |
| SHERIFF FINANCE | 1,071,516.68 |
| 710110 | 432,873.20 |
| SALARY/REGULAR | 432,873.20 |
| 710130 | 6,026.82 |
| SALARY/OVERTIME | 6,026.82 |
| 720100 | 32,258.16 |
| SOCIAL SECURITY | 32,258.16 |
| 720110 | 93,872.04 |
| EMPLOYEE INSURANCE | 93,872.04 |
| 720120 | 53,853.48 |
| RETIREMENT | 53,853.48 |
| 720140 | 988.56 |
| STATE UNEMPLOYMENT TAX | 988.56 |
| 730100 | 7,592.99 |
| OFFICE SUPPLIES | 7,592.99 |
| 730320 | 41,608.66 |
| IT HARDWARE | 41,608.66 |
| 740110 | 11,221.47 |
| IT SOFTWARE MAINTENANCE | 11,221.47 |
| 740504 | 16,748.40 |
| ONLINE SERVICES | 16,748.40 |
| 740512 | 3,625.00 |
| PROFESSIONAL SERVICES | 3,625.00 |
| 740530 | 357,098.93 |
| MOBILE PHONE AND DATA | 357,098.93 |
| 740540 | 4,140.50 |
| TRAVEL EXPENSE | 4,140.50 |
| 740580 | 1,144.00 |
| PRINTING | 1,144.00 |
| 740660 | 8,718.86 |
| EQUIPMENT RENTAL | 8,718.86 |
| 790100 | (254.39) |
| REIMBURSEMENTS CLEARING | (254.39) |
| 5703 | - |
| 242 OPERATIONS | - |
| 740644 | - |
| COLLECTION SERVICES | - |
| 3212 | - |
| PAYROLL PASS-THRU | - |
| 710110 | - |
| SALARY/REGULAR | - |
| 3702 | 358.00 |
| TAC RENDITION PENALTY | 358.00 |
| 730220 | 358.00 |
| REPLACEMENTS | 358.00 |
| 8380 | 92,221.73 |
| 457TH DISTRICT COURT | 92,221.73 |
| 710100 | 3,033.32 |

| | |
|---|---|
| SALARY/OFFICIAL-DEPARTMENT HEAD | 3,033.32 |
| 710110 | 57,435.89 |
| SALARY/REGULAR | 57,435.89 |
| 720100 | 4,547.19 |
| SOCIAL SECURITY | 4,547.19 |
| 720110 | 4,048.91 |
| EMPLOYEE INSURANCE | 4,048.91 |
| 720120 | 7,419.51 |
| RETIREMENT | 7,419.51 |
| 720140 | 288.00 |
| STATE UNEMPLOYMENT TAX | 288.00 |
| 730100 | 15,448.91 |
| OFFICE SUPPLIES | 15,448.91 |
| 200 | 38,294,889.95 |
| ROAD AND BRIDGE | 38,294,889.95 |
| 2600 | 1,151,776.39 |
| INFORMATION TECHNOLOGY | 1,151,776.39 |
| 710100 | 128,927.14 |
| SALARY/OFFICIAL-DEPARTMENT HEAD | 128,927.14 |
| 710110 | 683,763.10 |
| SALARY/REGULAR | 683,763.10 |
| 710130 | 12,106.27 |
| SALARY/OVERTIME | 12,106.27 |
| 710140 | 6,601.06 |
| SALARY/CELL PHONE ALLOWANCE | 6,601.06 |
| 720100 | 62,118.26 |
| SOCIAL SECURITY | 62,118.26 |
| 720110 | 152,272.81 |
| EMPLOYEE INSURANCE | 152,272.81 |
| 720120 | 102,270.84 |
| RETIREMENT | 102,270.84 |
| 720140 | 2,235.29 |
| STATE UNEMPLOYMENT TAX | 2,235.29 |
| 730100 | 496.91 |
| OFFICE SUPPLIES | 496.91 |
| 740512 | 95.00 |
| PROFESSIONAL SERVICES | 95.00 |
| 740620 | 889.71 |
| ELECTRICITY | 889.71 |
| 740660 | - |
| EQUIPMENT RENTAL | - |
| 4700 | 1,715,814.37 |
| PARKS | 1,715,814.37 |
| 710110 | 1,007,077.39 |
| SALARY/REGULAR | 1,007,077.39 |
| 710130 | 32,635.54 |
| SALARY/OVERTIME | 32,635.54 |
| 710140 | 847.50 |
| SALARY/CELL PHONE ALLOWANCE | 847.50 |
| 720100 | 78,186.43 |
| SOCIAL SECURITY | 78,186.43 |
| 720110 | 238,755.13 |
| EMPLOYEE INSURANCE | 238,755.13 |
| 720120 | 124,556.43 |
| RETIREMENT | 124,556.43 |

| | |
|---|---|
| 720140 | 4,453.61 |
| STATE UNEMPLOYMENT TAX | 4,453.61 |
| 730100 | 35,132.09 |
| OFFICE SUPPLIES | 35,132.09 |
| 730140 | 6,035.27 |
| JANITOR SUPPLIES | 6,035.27 |
| 730190 | 1,900.00 |
| ROAD MATERIALS | 1,900.00 |
| 730220 | 3,059.40 |
| REPLACEMENTS | 3,059.40 |
| 730250 | 4,336.81 |
| SHOP SUPPLIES | 4,336.81 |
| 730260 | 5,911.50 |
| VEHICLE SUPPLIES | 5,911.50 |
| 730310 | 3,623.00 |
| UNIFORMS | 3,623.00 |
| 730350 | 5,421.83 |
| AGRICULTURE SUPPLIES | 5,421.83 |
| 740140 | 16,399.18 |
| VEHICLE MAINTENANCE | 16,399.18 |
| 740150 | 2,385.54 |
| LANDSCAPE MAINTENANCE | 2,385.54 |
| 740410 | 800.00 |
| TOLLS | 800.00 |
| 740504 | - |
| ONLINE SERVICES | - |
| 740510 | 129.00 |
| PROFESSIONAL DEVELOPMENT | 129.00 |
| 740512 | 108,841.45 |
| PROFESSIONAL SERVICES | 108,841.45 |
| 740530 | 3,326.06 |
| MOBILE PHONE AND DATA | 3,326.06 |
| 740540 | 93.38 |
| TRAVEL EXPENSE | 93.38 |
| 740620 | 5,446.19 |
| ELECTRICITY | 5,446.19 |
| 740640 | 11,196.45 |
| CONTRACT SERVICES | 11,196.45 |
| 740654 | 11,900.66 |
| COMMUNITY BUILDING/VOTING BOX | 11,900.66 |
| 740660 | 3,107.77 |
| EQUIPMENT RENTAL | 3,107.77 |
| 730101 | 256.76 |
| FOOD SUPPLIES | 256.76 |
| 4800 | 559,831.10 |
| COMMUNITY CENTERS | 559,831.10 |
| 710110 | 339,696.07 |
| SALARY/REGULAR | 339,696.07 |
| 710130 | 4,384.04 |
| SALARY/OVERTIME | 4,384.04 |
| 710140 | 485.13 |
| SALARY/CELL PHONE ALLOWANCE | 485.13 |
| 720100 | 25,843.41 |
| SOCIAL SECURITY | 25,843.41 |
| 720110 | 55,261.88 |

| | |
|---|---|
| EMPLOYEE INSURANCE | 55,261.88 |
| 720120 | 39,590.26 |
| RETIREMENT | 39,590.26 |
| 720140 | 1,449.34 |
| STATE UNEMPLOYMENT TAX | 1,449.34 |
| 730100 | 14,912.89 |
| OFFICE SUPPLIES | 14,912.89 |
| 730380 | 8,492.91 |
| AUDIO/VISUAL SUPPLIES | 8,492.91 |
| 740512 | 4,617.51 |
| PROFESSIONAL SERVICES | 4,617.51 |
| 740540 | 90.77 |
| TRAVEL EXPENSE | 90.77 |
| 740620 | 54,101.64 |
| ELECTRICITY | 54,101.64 |
| 740624 | 6,966.12 |
| WATER AND SEWER | 6,966.12 |
| 740640 | 1,545.99 |
| CONTRACT SERVICES | 1,545.99 |
| 740660 | 1,133.52 |
| EQUIPMENT RENTAL | 1,133.52 |
| 740694 | 1,259.62 |
| FOOD SERVICE | 1,259.62 |
| 4900 | 1,364,367.04 |
| RECYCLE CENTERS | 1,364,367.04 |
| 710110 | 601,975.22 |
| SALARY/REGULAR | 601,975.22 |
| 710130 | 32,961.60 |
| SALARY/OVERTIME | 32,961.60 |
| 710140 | 1,650.15 |
| SALARY/CELL PHONE ALLOWANCE | 1,650.15 |
| 720100 | 47,894.59 |
| SOCIAL SECURITY | 47,894.59 |
| 720110 | 139,421.19 |
| EMPLOYEE INSURANCE | 139,421.19 |
| 720120 | 78,108.75 |
| RETIREMENT | 78,108.75 |
| 720140 | 1,958.40 |
| STATE UNEMPLOYMENT TAX | 1,958.40 |
| 730100 | 33,558.56 |
| OFFICE SUPPLIES | 33,558.56 |
| 730250 | 1,489.74 |
| SHOP SUPPLIES | 1,489.74 |
| 730260 | 757.98 |
| VEHICLE SUPPLIES | 757.98 |
| 730310 | 1,295.18 |
| UNIFORMS | 1,295.18 |
| 730390 | 837.00 |
| MEDICAL SUPPLIES | 837.00 |
| 740420 | 2,162.04 |
| COURIER SERVICE | 2,162.04 |
| 740512 | 330,192.96 |
| PROFESSIONAL SERVICES | 330,192.96 |
| 740620 | 1,509.29 |
| ELECTRICITY | 1,509.29 |

| | |
|---|---|
| 740640 | 60,574.39 |
| CONTRACT SERVICES | 60,574.39 |
| 740660 | 28,020.00 |
| EQUIPMENT RENTAL | 28,020.00 |
| 7300 | 64,102.71 |
| CONSTABLE PRECINCT 3 | 64,102.71 |
| 710130 | 49,276.88 |
| SALARY/OVERTIME | 49,276.88 |
| 720100 | 3,650.85 |
| SOCIAL SECURITY | 3,650.85 |
| 720110 | 5,126.92 |
| EMPLOYEE INSURANCE | 5,126.92 |
| 720120 | 6,046.24 |
| RETIREMENT | 6,046.24 |
| 720140 | 1.82 |
| STATE UNEMPLOYMENT TAX | 1.82 |
| 9000 | 5,637.50 |
| RESTRICTED | 5,637.50 |
| 730190 | 5,637.50 |
| ROAD MATERIALS | 5,637.50 |
| 9100 | 8,015,657.00 |
| COMMISSIONER PRECINCT 1 | 8,015,657.00 |
| 710100 | 178,486.98 |
| SALARY/OFFICIAL-DEPARTMENT HEAD | 178,486.98 |
| 710110 | 2,712,051.68 |
| SALARY/REGULAR | 2,712,051.68 |
| 710130 | 82,438.33 |
| SALARY/OVERTIME | 82,438.33 |
| 710140 | 1,562.46 |
| SALARY/CELL PHONE ALLOWANCE | 1,562.46 |
| 720100 | 221,262.06 |
| SOCIAL SECURITY | 221,262.06 |
| 720110 | 623,933.56 |
| EMPLOYEE INSURANCE | 623,933.56 |
| 720120 | 365,323.81 |
| RETIREMENT | 365,323.81 |
| 720140 | 8,153.03 |
| STATE UNEMPLOYMENT TAX | 8,153.03 |
| 730100 | 63,213.92 |
| OFFICE SUPPLIES | 63,213.92 |
| 730140 | (959.90) |
| JANITOR SUPPLIES | (959.90) |
| 730180 | 5,092.20 |
| CULVERTS | 5,092.20 |
| 730190 | 1,097,339.23 |
| ROAD MATERIALS | 1,097,339.23 |
| 730200 | 21,224.14 |
| CRUSHED CONCRETE/REJECT | 21,224.14 |
| 730220 | 1,822.55 |
| REPLACEMENTS | 1,822.55 |
| 730240 | 40,860.70 |
| FUEL | 40,860.70 |
| 730250 | 20,611.77 |
| SHOP SUPPLIES | 20,611.77 |
| 730260 | 296,770.05 |

| | |
|---|---|
| VEHICLE SUPPLIES | 296,770.05 |
| 730270 | 219,887.60 |
| LAW ENFORCEMENT SPECIFIC SUPPLIES | 219,887.60 |
| 730310 | 16,880.80 |
| UNIFORMS | 16,880.80 |
| 730320 | 57,980.00 |
| IT HARDWARE | 57,980.00 |
| 730350 | 2,534.83 |
| AGRICULTURE SUPPLIES | 2,534.83 |
| 730390 | (1,145.20) |
| MEDICAL SUPPLIES | (1,145.20) |
| 740140 | 51,093.09 |
| VEHICLE MAINTENANCE | 51,093.09 |
| 740150 | 62,447.80 |
| LANDSCAPE MAINTENANCE | 62,447.80 |
| 740430 | 1,136.86 |
| STRIPING/SEALANT SERVICES | 1,136.86 |
| 740510 | 1,335.27 |
| PROFESSIONAL DEVELOPMENT | 1,335.27 |
| 740512 | 923,196.19 |
| PROFESSIONAL SERVICES | 923,196.19 |
| 740530 | 12,175.62 |
| MOBILE PHONE AND DATA | 12,175.62 |
| 740540 | 29.90 |
| TRAVEL EXPENSE | 29.90 |
| 740620 | 159,191.56 |
| ELECTRICITY | 159,191.56 |
| 740624 | 5,094.13 |
| WATER AND SEWER | 5,094.13 |
| 740628 | 6,581.98 |
| TELEPHONE-FIBER OPTIC-RESTRICTED | 6,581.98 |
| 740640 | 154,740.20 |
| CONTRACT SERVICES | 154,740.20 |
| 740650 | 66,970.78 |
| SIGN AND SIGNAL MAINTENANCE | 66,970.78 |
| 740652 | 9,112.50 |
| BRIDGE REPAIR | 9,112.50 |
| 740654 | 14,543.79 |
| COMMUNITY BUILDING/VOTING BOX | 14,543.79 |
| 740656 | 318.00 |
| RENT AND LEASES | 318.00 |
| 740660 | 19,050.11 |
| EQUIPMENT RENTAL | 19,050.11 |
| 750200 | 3,500.00 |
| CAPITAL OUTLAY-LAND | 3,500.00 |
| 750300 | 26,275.57 |
| CAPITAL OUTLAY-BUILDING | 26,275.57 |
| 750400 | 221,172.62 |
| CAPITAL OUTLAY-FURNITURE FIXTURES AND EQUIPMENT | 221,172.62 |
| 750600 | 241,641.50 |
| CAPITAL OUTLAY-VEHICLES | 241,641.50 |
| 750800 | 2,484.60 |
| MAJOR PROJECTS | 2,484.60 |
| 790100 | (1,759.67) |
| REIMBURSEMENTS CLEARING | (1,759.67) |

| | |
|---|---|
| 9200 | 8,874,017.60 |
| COMMISSIONER PRECINCT 2 | 8,874,017.60 |
| 710100 | 178,456.98 |
| SALARY/OFFICIAL-DEPARTMENT HEAD | 178,456.98 |
| 710110 | 2,269,119.40 |
| SALARY/REGULAR | 2,269,119.40 |
| 710130 | 6,937.93 |
| SALARY/OVERTIME | 6,937.93 |
| 710140 | 1,709.78 |
| SALARY/CELL PHONE ALLOWANCE | 1,709.78 |
| 720100 | 179,830.10 |
| SOCIAL SECURITY | 179,830.10 |
| 720110 | 549,242.89 |
| EMPLOYEE INSURANCE | 549,242.89 |
| 720120 | 301,892.09 |
| RETIREMENT | 301,892.09 |
| 720140 | 7,160.38 |
| STATE UNEMPLOYMENT TAX | 7,160.38 |
| 730100 | 12,571.34 |
| OFFICE SUPPLIES | 12,571.34 |
| 730180 | 19,661.04 |
| CULVERTS | 19,661.04 |
| 730190 | 3,397,065.29 |
| ROAD MATERIALS | 3,397,065.29 |
| 730220 | 937.39 |
| REPLACEMENTS | 937.39 |
| 730240 | 158,530.57 |
| FUEL | 158,530.57 |
| 730250 | 31,164.55 |
| SHOP SUPPLIES | 31,164.55 |
| 730260 | 339,610.42 |
| VEHICLE SUPPLIES | 339,610.42 |
| 730310 | 19,477.61 |
| UNIFORMS | 19,477.61 |
| 740110 | 8,672.45 |
| IT SOFTWARE MAINTENANCE | 8,672.45 |
| 740510 | 1,345.23 |
| PROFESSIONAL DEVELOPMENT | 1,345.23 |
| 740512 | 321,141.51 |
| PROFESSIONAL SERVICES | 321,141.51 |
| 740530 | 10,137.31 |
| MOBILE PHONE AND DATA | 10,137.31 |
| 740620 | 62,180.01 |
| ELECTRICITY | 62,180.01 |
| 740628 | 22,261.19 |
| TELEPHONE-FIBER OPTIC-RESTRICTED | 22,261.19 |
| 740640 | 2,903.98 |
| CONTRACT SERVICES | 2,903.98 |
| 740650 | 137,518.09 |
| SIGN AND SIGNAL MAINTENANCE | 137,518.09 |
| 740654 | 1,256.48 |
| COMMUNITY BUILDING/VOTING BOX | 1,256.48 |
| 740660 | 6,819.70 |
| EQUIPMENT RENTAL | 6,819.70 |
| 750400 | 413,962.39 |

| | |
|---|---|
| CAPITAL OUTLAY-FURNITURE FIXTURES AND EQUIPMENT | 413,962.39 |
| 750600 | 85,623.32 |
| CAPITAL OUTLAY-VEHICLES | 85,623.32 |
| 750800 | 228,269.40 |
| MAJOR PROJECTS | 228,269.40 |
| 760600 | 100,000.00 |
| SETTLEMENT COSTS | 100,000.00 |
| 790100 | (1,441.22) |
| REIMBURSEMENTS CLEARING | (1,441.22) |
| 9300 | 6,377,641.85 |
| COMMISSIONER PRECINCT 3 | 6,377,641.85 |
| 710100 | 180,456.21 |
| SALARY/OFFICIAL-DEPARTMENT HEAD | 180,456.21 |
| 710110 | 1,386,574.69 |
| SALARY/REGULAR | 1,386,574.69 |
| 710130 | 42,851.42 |
| SALARY/OVERTIME | 42,851.42 |
| 710140 | 7,681.32 |
| SALARY/CELL PHONE ALLOWANCE | 7,681.32 |
| 720100 | 118,443.53 |
| SOCIAL SECURITY | 118,443.53 |
| 720110 | 294,830.66 |
| EMPLOYEE INSURANCE | 294,830.66 |
| 720120 | 198,756.35 |
| RETIREMENT | 198,756.35 |
| 720140 | 3,778.42 |
| STATE UNEMPLOYMENT TAX | 3,778.42 |
| 730100 | 274,484.59 |
| OFFICE SUPPLIES | 274,484.59 |
| 730110 | 14.07 |
| POSTAGE | 14.07 |
| 730140 | 1,220.62 |
| JANITOR SUPPLIES | 1,220.62 |
| 730180 | 3,970.68 |
| CULVERTS | 3,970.68 |
| 730190 | 632,437.01 |
| ROAD MATERIALS | 632,437.01 |
| 730200 | 2,568.06 |
| CRUSHED CONCRETE/REJECT | 2,568.06 |
| 730220 | 5,697.09 |
| REPLACEMENTS | 5,697.09 |
| 730240 | 79,469.30 |
| FUEL | 79,469.30 |
| 730250 | 10,667.83 |
| SHOP SUPPLIES | 10,667.83 |
| 730260 | 114,256.93 |
| VEHICLE SUPPLIES | 114,256.93 |
| 730270 | 25,482.33 |
| LAW ENFORCEMENT SPECIFIC SUPPLIES | 25,482.33 |
| 730310 | 14,485.58 |
| UNIFORMS | 14,485.58 |
| 730320 | 1,037.36 |
| IT HARDWARE | 1,037.36 |
| 730350 | 33,114.36 |
| AGRICULTURE SUPPLIES | 33,114.36 |

| | |
|---|---|
| 730380 | 3,928.35 |
| AUDIO/VISUAL SUPPLIES | 3,928.35 |
| 730390 | 989.40 |
| MEDICAL SUPPLIES | 989.40 |
| 740140 | 11,191.65 |
| VEHICLE MAINTENANCE | 11,191.65 |
| 740150 | 6,530.00 |
| LANDSCAPE MAINTENANCE | 6,530.00 |
| 740430 | 648,071.26 |
| STRIPING/SEALANT SERVICES | 648,071.26 |
| 740440 | 16,512.10 |
| CONCRETE/CURB REPAIR | 16,512.10 |
| 740504 | 622.35 |
| ONLINE SERVICES | 622.35 |
| 740510 | 971.97 |
| PROFESSIONAL DEVELOPMENT | 971.97 |
| 740512 | 415,865.52 |
| PROFESSIONAL SERVICES | 415,865.52 |
| 740530 | 9,942.44 |
| MOBILE PHONE AND DATA | 9,942.44 |
| 740540 | 1,685.32 |
| TRAVEL EXPENSE | 1,685.32 |
| 740620 | 113,870.57 |
| ELECTRICITY | 113,870.57 |
| 740628 | 10,071.51 |
| TELEPHONE-FIBER OPTIC-RESTRICTED | 10,071.51 |
| 740640 | 13,537.16 |
| CONTRACT SERVICES | 13,537.16 |
| 740650 | 194,780.09 |
| SIGN AND SIGNAL MAINTENANCE | 194,780.09 |
| 740660 | 8,186.69 |
| EQUIPMENT RENTAL | 8,186.69 |
| 740662 | - |
| LEASE TO PURCHASE | - |
| 740680 | 500.00 |
| MEMBERSHIP/ASSOCIATION DUES | 500.00 |
| 740750 | 436.50 |
| REMODEL | 436.50 |
| 740970 | 286.34 |
| FREIGHT AND HANDLING | 286.34 |
| 750400 | 245,159.82 |
| CAPITAL OUTLAY-FURNITURE FIXTURES AND EQUIPMENT | 245,159.82 |
| 750600 | 415,678.58 |
| CAPITAL OUTLAY-VEHICLES | 415,678.58 |
| 750800 | 874,145.35 |
| MAJOR PROJECTS | 874,145.35 |
| 790100 | (47,599.53) |
| REIMBURSEMENTS CLEARING | (47,599.53) |
| 9400 | 8,410,638.31 |
| COMMISSIONER PRECINCT 4 | 8,410,638.31 |
| 710100 | 178,486.98 |
| SALARY/OFFICIAL-DEPARTMENT HEAD | 178,486.98 |
| 710110 | 2,836,296.05 |
| SALARY/REGULAR | 2,836,296.05 |
| 710130 | 36,899.08 |

| | |
|---|---|
| SALARY/OVERTIME | 36,899.08 |
| 710140 | 1,919.84 |
| SALARY/CELL PHONE ALLOWANCE | 1,919.84 |
| 720100 | 226,270.12 |
| SOCIAL SECURITY | 226,270.12 |
| 720110 | 617,803.61 |
| EMPLOYEE INSURANCE | 617,803.61 |
| 720120 | 376,059.03 |
| RETIREMENT | 376,059.03 |
| 720140 | 8,240.49 |
| STATE UNEMPLOYMENT TAX | 8,240.49 |
| 730100 | 82,593.98 |
| OFFICE SUPPLIES | 82,593.98 |
| 730110 | 125.34 |
| POSTAGE | 125.34 |
| 730140 | 2,976.48 |
| JANITOR SUPPLIES | 2,976.48 |
| 730180 | 113,296.28 |
| CULVERTS | 113,296.28 |
| 730190 | 732,519.94 |
| ROAD MATERIALS | 732,519.94 |
| 730200 | 361,809.69 |
| CRUSHED CONCRETE/REJECT | 361,809.69 |
| 730220 | 247.37 |
| REPLACEMENTS | 247.37 |
| 730240 | 238,785.66 |
| FUEL | 238,785.66 |
| 730250 | 63,363.01 |
| SHOP SUPPLIES | 63,363.01 |
| 730260 | 246,377.42 |
| VEHICLE SUPPLIES | 246,377.42 |
| 730310 | 21,763.22 |
| UNIFORMS | 21,763.22 |
| 730350 | 170,757.95 |
| AGRICULTURE SUPPLIES | 170,757.95 |
| 740140 | 112,158.91 |
| VEHICLE MAINTENANCE | 112,158.91 |
| 740150 | 50,427.39 |
| LANDSCAPE MAINTENANCE | 50,427.39 |
| 740410 | 4,666.39 |
| TOLLS | 4,666.39 |
| 740430 | 30,132.58 |
| STRIPING/SEALANT SERVICES | 30,132.58 |
| 740440 | 38,250.95 |
| CONCRETE/CURB REPAIR | 38,250.95 |
| 740510 | 665.00 |
| PROFESSIONAL DEVELOPMENT | 665.00 |
| 740512 | 153,266.19 |
| PROFESSIONAL SERVICES | 153,266.19 |
| 740530 | 24,390.02 |
| MOBILE PHONE AND DATA | 24,390.02 |
| 740540 | 1,666.19 |
| TRAVEL EXPENSE | 1,666.19 |
| 740550 | 27,732.63 |
| SAFETY PROGRAM | 27,732.63 |

| | |
|---|---|
| 740580 | 988.75 |
| PRINTING | 988.75 |
| 740620 | 136,227.11 |
| ELECTRICITY | 136,227.11 |
| 740628 | 8,583.41 |
| TELEPHONE-FIBER OPTIC-RESTRICTED | 8,583.41 |
| 740640 | 16,152.44 |
| CONTRACT SERVICES | 16,152.44 |
| 740650 | 44,785.96 |
| SIGN AND SIGNAL MAINTENANCE | 44,785.96 |
| 740660 | 13,141.29 |
| EQUIPMENT RENTAL | 13,141.29 |
| 740662 | 88,868.12 |
| LEASE TO PURCHASE | 88,868.12 |
| 740930 | 561.82 |
| DAMAGE REPAIRS | 561.82 |
| 740970 | 45.00 |
| FREIGHT AND HANDLING | 45.00 |
| 750300 | 5,696.68 |
| CAPITAL OUTLAY-BUILDING | 5,696.68 |
| 750400 | 632,937.91 |
| CAPITAL OUTLAY-FURNITURE FIXTURES AND EQUIPMENT | 632,937.91 |
| 750600 | 857,382.52 |
| CAPITAL OUTLAY-VEHICLES | 857,382.52 |
| 750800 | 200,910.54 |
| MAJOR PROJECTS | 200,910.54 |
| 790100 | (355,686.36) |
| REIMBURSEMENTS CLEARING | (355,686.36) |
| 740260 | 95.33 |
| INTEREST ON CREDIT CARDS | 95.33 |
| 9500 | 1,755,406.08 |
| COUNTY ENGINEER | 1,755,406.08 |
| 710100 | 143,716.64 |
| SALARY/OFFICIAL-DEPARTMENT HEAD | 143,716.64 |
| 710110 | 1,160,624.49 |
| SALARY/REGULAR | 1,160,624.49 |
| 710140 | 5,670.00 |
| SALARY/CELL PHONE ALLOWANCE | 5,670.00 |
| 720100 | 98,078.97 |
| SOCIAL SECURITY | 98,078.97 |
| 720110 | 163,757.17 |
| EMPLOYEE INSURANCE | 163,757.17 |
| 720120 | 160,738.35 |
| RETIREMENT | 160,738.35 |
| 720140 | 2,304.00 |
| STATE UNEMPLOYMENT TAX | 2,304.00 |
| 730100 | 8,473.98 |
| OFFICE SUPPLIES | 8,473.98 |
| 730330 | 6,692.00 |
| IT SOFTWARE | 6,692.00 |
| 740540 | 2,069.69 |
| TRAVEL EXPENSE | 2,069.69 |
| 740660 | 3,160.79 |
| EQUIPMENT RENTAL | 3,160.79 |
| 740680 | 120.00 |

| | |
|---|---|
| MEMBERSHIP/ASSOCIATION DUES | 120.00 |
| 201 | 32,546.89 |
| WORTHLESS CHECK | 32,546.89 |
| 2800 | 32,546.89 |
| COUNTY ATTORNEY | 32,546.89 |
| 710110 | 22,169.36 |
| SALARY/REGULAR | 22,169.36 |
| 720100 | 1,629.99 |
| SOCIAL SECURITY | 1,629.99 |
| 720110 | 5,893.84 |
| EMPLOYEE INSURANCE | 5,893.84 |
| 720120 | 2,781.70 |
| RETIREMENT | 2,781.70 |
| 720140 | 72.00 |
| STATE UNEMPLOYMENT TAX | 72.00 |
| 202 | 1,297,781.89 |
| FORFEITURES | 1,297,781.89 |
| 5100 | 418,900.24 |
| DISTRICT ATTORNEY | 418,900.24 |
| 710110 | 31,676.98 |
| SALARY/REGULAR | 31,676.98 |
| 710130 | 314.04 |
| SALARY/OVERTIME | 314.04 |
| 710150 | 51,551.93 |
| SALARY/SPECIAL PAY | 51,551.93 |
| 720100 | 6,287.98 |
| SOCIAL SECURITY | 6,287.98 |
| 720110 | 14,279.11 |
| EMPLOYEE INSURANCE | 14,279.11 |
| 720120 | 10,250.48 |
| RETIREMENT | 10,250.48 |
| 720140 | 152.27 |
| STATE UNEMPLOYMENT TAX | 152.27 |
| 730100 | 34,603.86 |
| OFFICE SUPPLIES | 34,603.86 |
| 730120 | 3,074.52 |
| BOOK SUPPLEMENTS | 3,074.52 |
| 730270 | 15,484.80 |
| LAW ENFORCEMENT SPECIFIC SUPPLIES | 15,484.80 |
| 730300 | 4,500.00 |
| COMMUNITY AWARENESS SUPPLIES | 4,500.00 |
| 730320 | 3,878.00 |
| IT HARDWARE | 3,878.00 |
| 740140 | 1,214.99 |
| VEHICLE MAINTENANCE | 1,214.99 |
| 740160 | 500.00 |
| SPECIAL INVESTIGATION | 500.00 |
| 740230 | 451.98 |
| LITIGATION EXPENSES | 451.98 |
| 740504 | 5,376.92 |
| ONLINE SERVICES | 5,376.92 |
| 740510 | 14,251.97 |
| PROFESSIONAL DEVELOPMENT | 14,251.97 |
| 740512 | 45,500.00 |
| PROFESSIONAL SERVICES | 45,500.00 |

| | |
|---|---|
| 740530 | 2,568.60 |
| MOBILE PHONE AND DATA | 2,568.60 |
| 740540 | 3,370.00 |
| TRAVEL EXPENSE | 3,370.00 |
| 740570 | 2,000.00 |
| ADVERTISING | 2,000.00 |
| 740680 | 20,393.66 |
| MEMBERSHIP/ASSOCIATION DUES | 20,393.66 |
| 740690 | 2,545.19 |
| COURT COST | 2,545.19 |
| 740694 | 159.80 |
| FOOD SERVICE | 159.80 |
| 740750 | 274.32 |
| REMODEL | 274.32 |
| 750600 | 43,235.25 |
| CAPITAL OUTLAY-VEHICLES | 43,235.25 |
| 790920 | 100,000.00 |
| MONTGOMERY COUNTY MATCH | 100,000.00 |
| 730101 | 1,003.59 |
| FOOD SUPPLIES | 1,003.59 |
| 5300 | 75.00 |
| FIRE MARSHAL - INVESTIGATIONS | 75.00 |
| 730100 | 75.00 |
| OFFICE SUPPLIES | 75.00 |
| 5601 | - |
| FORFEITURES | - |
| 730100 | - |
| OFFICE SUPPLIES | - |
| 730280 | - |
| CANINE EXPENSES | - |
| 740510 | - |
| PROFESSIONAL DEVELOPMENT | - |
| 740512 | - |
| PROFESSIONAL SERVICES | - |
| 750600 | - |
| CAPITAL OUTLAY-VEHICLES | - |
| 6000 | 629,216.04 |
| SHERIFF | 629,216.04 |
| 730100 | 211,773.83 |
| OFFICE SUPPLIES | 211,773.83 |
| 730220 | 4,070.00 |
| REPLACEMENTS | 4,070.00 |
| 730260 | 821.45 |
| VEHICLE SUPPLIES | 821.45 |
| 730310 | 1,402.00 |
| UNIFORMS | 1,402.00 |
| 730340 | 4,000.00 |
| BUY MONEY SUPPLY | 4,000.00 |
| 740510 | 3,702.48 |
| PROFESSIONAL DEVELOPMENT | 3,702.48 |
| 740512 | 30,796.98 |
| PROFESSIONAL SERVICES | 30,796.98 |
| 740540 | 17,893.67 |
| TRAVEL EXPENSE | 17,893.67 |
| 740660 | 7,933.30 |

| | |
|---|---|
| EQUIPMENT RENTAL | 7,933.30 |
| 740680 | 5,745.00 |
| MEMBERSHIP/ASSOCIATION DUES | 5,745.00 |
| 740750 | 37,241.52 |
| REMODEL | 37,241.52 |
| 750300 | 274,641.81 |
| CAPITAL OUTLAY-BUILDING | 274,641.81 |
| 750400 | 15,999.00 |
| CAPITAL OUTLAY-FURNITURE FIXTURES AND EQUIPMENT | 15,999.00 |
| 750600 | 13,033.00 |
| CAPITAL OUTLAY-VEHICLES | 13,033.00 |
| 730101 | 162.00 |
| FOOD SUPPLIES | 162.00 |
| 6200 | 134,018.70 |
| SHERIFF CID | 134,018.70 |
| 740640 | 134,018.70 |
| CONTRACT SERVICES | 134,018.70 |
| 7100 | 3,977.40 |
| CONSTABLE PRECINCT 1 | 3,977.40 |
| 730270 | 947.40 |
| LAW ENFORCEMENT SPECIFIC SUPPLIES | 947.40 |
| 740510 | 430.00 |
| PROFESSIONAL DEVELOPMENT | 430.00 |
| 740512 | 2,600.00 |
| PROFESSIONAL SERVICES | 2,600.00 |
| 7200 | 39,149.50 |
| CONSTABLE PRECINCT 2 | 39,149.50 |
| 730260 | 1,649.50 |
| VEHICLE SUPPLIES | 1,649.50 |
| 750600 | 37,500.00 |
| CAPITAL OUTLAY-VEHICLES | 37,500.00 |
| 7300 | 5,473.83 |
| CONSTABLE PRECINCT 3 | 5,473.83 |
| 730100 | 1,686.64 |
| OFFICE SUPPLIES | 1,686.64 |
| 730140 | 1,683.00 |
| JANITOR SUPPLIES | 1,683.00 |
| 740120 | 1,016.20 |
| MEDICAL SERVICES | 1,016.20 |
| 740510 | 495.03 |
| PROFESSIONAL DEVELOPMENT | 495.03 |
| 740640 | 592.96 |
| CONTRACT SERVICES | 592.96 |
| 7400 | 49,508.87 |
| CONSTABLE PRECINCT 4 | 49,508.87 |
| 730100 | 10,431.08 |
| OFFICE SUPPLIES | 10,431.08 |
| 730160 | 1,650.00 |
| CLOTHING | 1,650.00 |
| 730220 | 1,994.98 |
| REPLACEMENTS | 1,994.98 |
| 730280 | 110.00 |
| CANINE EXPENSES | 110.00 |
| 730310 | 788.45 |
| UNIFORMS | 788.45 |

| | |
|---|---|
| 730390 | 265.00 |
| MEDICAL SUPPLIES | 265.00 |
| 740140 | 4,441.50 |
| VEHICLE MAINTENANCE | 4,441.50 |
| 740510 | 20.00 |
| PROFESSIONAL DEVELOPMENT | 20.00 |
| 740512 | 300.00 |
| PROFESSIONAL SERVICES | 300.00 |
| 750600 | 29,497.94 |
| CAPITAL OUTLAY-VEHICLES | 29,497.94 |
| 730101 | 9.92 |
| FOOD SUPPLIES | 9.92 |
| 7500 | 17,462.31 |
| CONSTABLE PRECINCT 5 | 17,462.31 |
| 730100 | 7,822.31 |
| OFFICE SUPPLIES | 7,822.31 |
| 730270 | 4,360.00 |
| LAW ENFORCEMENT SPECIFIC SUPPLIES | 4,360.00 |
| 730340 | 3,000.00 |
| BUY MONEY SUPPLY | 3,000.00 |
| 740540 | 550.00 |
| TRAVEL EXPENSE | 550.00 |
| 740560 | 1,730.00 |
| TRANSPORTATION | 1,730.00 |
| 203 | 1,932,804.64 |
| JAIL COMMISSARY | 1,932,804.64 |
| 6602 | 1,932,804.64 |
| SHERIFF COMMISSARY | 1,932,804.64 |
| 710110 | 111,486.81 |
| SALARY/REGULAR | 111,486.81 |
| 720100 | 8,338.33 |
| SOCIAL SECURITY | 8,338.33 |
| 720110 | 23,565.71 |
| EMPLOYEE INSURANCE | 23,565.71 |
| 720120 | 13,679.45 |
| RETIREMENT | 13,679.45 |
| 720130 | 2,943.66 |
| WORKERS COMPENSATION | 2,943.66 |
| 720140 | 405.38 |
| STATE UNEMPLOYMENT TAX | 405.38 |
| 730100 | 164,720.51 |
| OFFICE SUPPLIES | 164,720.51 |
| 730110 | 311.85 |
| POSTAGE | 311.85 |
| 730140 | 69,916.94 |
| JANITOR SUPPLIES | 69,916.94 |
| 730150 | 200,020.57 |
| INMATE SUPPLIES | 200,020.57 |
| 730160 | 8,234.58 |
| CLOTHING | 8,234.58 |
| 730220 | 271,102.00 |
| REPLACEMENTS | 271,102.00 |
| 730250 | 8,611.42 |
| SHOP SUPPLIES | 8,611.42 |
| 730270 | 53,927.00 |

| | |
|---|---|
| LAW ENFORCEMENT SPECIFIC SUPPLIES | 53,927.00 |
| 730320 | 9,902.00 |
| IT HARDWARE | 9,902.00 |
| 730370 | 696.50 |
| PERIODICALS | 696.50 |
| 730390 | 17,600.00 |
| MEDICAL SUPPLIES | 17,600.00 |
| 740110 | 44.80 |
| IT SOFTWARE MAINTENANCE | 44.80 |
| 740140 | 22,858.74 |
| VEHICLE MAINTENANCE | 22,858.74 |
| 740504 | 21,996.00 |
| ONLINE SERVICES | 21,996.00 |
| 740510 | 980.00 |
| PROFESSIONAL DEVELOPMENT | 980.00 |
| 740512 | 744,397.76 |
| PROFESSIONAL SERVICES | 744,397.76 |
| 740640 | 3,565.25 |
| CONTRACT SERVICES | 3,565.25 |
| 740930 | 277.00 |
| DAMAGE REPAIRS | 277.00 |
| 740960 | 381.00 |
| PRE-CERTIFICATION/ UTILITIZATION REVIEW FEES | 381.00 |
| 750300 | 73,027.00 |
| CAPITAL OUTLAY-BUILDING | 73,027.00 |
| 750400 | 18,222.22 |
| CAPITAL OUTLAY-FURNITURE FIXTURES AND EQUIPMENT | 18,222.22 |
| 750600 | 74,220.00 |
| CAPITAL OUTLAY-VEHICLES | 74,220.00 |
| 730101 | 7,372.16 |
| FOOD SUPPLIES | 7,372.16 |
| 204 | 309,463.97 |
| LAW LIBRARY | 309,463.97 |
| 3260 | 309,463.97 |
| LAW LIBRARY | 309,463.97 |
| 710110 | 138,645.47 |
| SALARY/REGULAR | 138,645.47 |
| 720100 | 10,312.13 |
| SOCIAL SECURITY | 10,312.13 |
| 720110 | 23,574.94 |
| EMPLOYEE INSURANCE | 23,574.94 |
| 720120 | 17,011.88 |
| RETIREMENT | 17,011.88 |
| 720140 | 436.19 |
| STATE UNEMPLOYMENT TAX | 436.19 |
| 730100 | 2,865.07 |
| OFFICE SUPPLIES | 2,865.07 |
| 730120 | 11,374.76 |
| BOOK SUPPLEMENTS | 11,374.76 |
| 740504 | 39,018.61 |
| ONLINE SERVICES | 39,018.61 |
| 740510 | 520.00 |
| PROFESSIONAL DEVELOPMENT | 520.00 |
| 740540 | 570.00 |
| TRAVEL EXPENSE | 570.00 |

| | |
|---|---|
| 740580 | 83.96 |
| PRINTING | 83.96 |
| 740660 | 4,776.96 |
| EQUIPMENT RENTAL | 4,776.96 |
| 750700 | 60,274.00 |
| CAPITAL OUTLAY-BOOKS | 60,274.00 |
| 205 | 26,093.78 |
| PRE-TRIAL DIVERSION | 26,093.78 |
| 5100 | 26,093.78 |
| DISTRICT ATTORNEY | 26,093.78 |
| 710110 | 19,675.45 |
| SALARY/REGULAR | 19,675.45 |
| 720100 | 1,505.16 |
| SOCIAL SECURITY | 1,505.16 |
| 720120 | 2,414.16 |
| RETIREMENT | 2,414.16 |
| 720140 | 147.97 |
| STATE UNEMPLOYMENT TAX | 147.97 |
| 740640 | 1,112.34 |
| CONTRACT SERVICES | 1,112.34 |
| 740660 | 1,238.70 |
| EQUIPMENT RENTAL | 1,238.70 |
| 5103 | - |
| PRE-TRIAL DIVERSION | - |
| 710110 | - |
| SALARY/REGULAR | - |
| 720100 | - |
| SOCIAL SECURITY | - |
| 720120 | - |
| RETIREMENT | - |
| 720140 | - |
| STATE UNEMPLOYMENT TAX | - |
| 740660 | - |
| EQUIPMENT RENTAL | - |
| 206 | 1,294,509.95 |
| COUNTY CLERK RECORDS MGMT & PRESERVATION | 1,294,509.95 |
| 1206 | 22,280.76 |
| COUNTY CLERK RECORDS MANAGEMENT/PRESERVATION | 22,280.76 |
| 730100 | 2,799.28 |
| OFFICE SUPPLIES | 2,799.28 |
| 740110 | 225.34 |
| IT SOFTWARE MAINTENANCE | 225.34 |
| 740504 | 104.00 |
| ONLINE SERVICES | 104.00 |
| 740512 | 15,585.11 |
| PROFESSIONAL SERVICES | 15,585.11 |
| 740530 | 227.94 |
| MOBILE PHONE AND DATA | 227.94 |
| 740640 | 54.73 |
| CONTRACT SERVICES | 54.73 |
| 740656 | 2,934.36 |
| RENT AND LEASES | 2,934.36 |
| 740660 | 350.00 |
| EQUIPMENT RENTAL | 350.00 |
| 2300 | 1,272,229.19 |

| | |
|---|---|
| COUNTY CLERK | 1,272,229.19 |
| 710110 | 213,105.10 |
| SALARY/REGULAR | 213,105.10 |
| 720100 | 16,049.94 |
| SOCIAL SECURITY | 16,049.94 |
| 720110 | 47,147.33 |
| EMPLOYEE INSURANCE | 47,147.33 |
| 720120 | 26,147.94 |
| RETIREMENT | 26,147.94 |
| 720140 | 754.95 |
| STATE UNEMPLOYMENT TAX | 754.95 |
| 730100 | 12,221.45 |
| OFFICE SUPPLIES | 12,221.45 |
| 740504 | 468.00 |
| ONLINE SERVICES | 468.00 |
| 740510 | 465.00 |
| PROFESSIONAL DEVELOPMENT | 465.00 |
| 740512 | 136,700.55 |
| PROFESSIONAL SERVICES | 136,700.55 |
| 740530 | 607.84 |
| MOBILE PHONE AND DATA | 607.84 |
| 740540 | 1,081.10 |
| TRAVEL EXPENSE | 1,081.10 |
| 740640 | 217.50 |
| CONTRACT SERVICES | 217.50 |
| 740656 | 8,526.59 |
| RENT AND LEASES | 8,526.59 |
| 750300 | 808,735.90 |
| CAPITAL OUTLAY-BUILDING | 808,735.90 |
| 207 | 643,676.46 |
| COUNTY RECORDS MANAGEMENT | 643,676.46 |
| 6404 | 643,676.46 |
| WARRANTS | 643,676.46 |
| 710110 | 428,729.77 |
| SALARY/REGULAR | 428,729.77 |
| 710130 | 347.10 |
| SALARY/OVERTIME | 347.10 |
| 720100 | 32,228.53 |
| SOCIAL SECURITY | 32,228.53 |
| 720110 | 117,946.55 |
| EMPLOYEE INSURANCE | 117,946.55 |
| 720120 | 52,647.31 |
| RETIREMENT | 52,647.31 |
| 720140 | 1,583.82 |
| STATE UNEMPLOYMENT TAX | 1,583.82 |
| 730100 | 5,285.67 |
| OFFICE SUPPLIES | 5,285.67 |
| 740510 | 1,375.00 |
| PROFESSIONAL DEVELOPMENT | 1,375.00 |
| 740580 | 1,011.27 |
| PRINTING | 1,011.27 |
| 740660 | 2,521.44 |
| EQUIPMENT RENTAL | 2,521.44 |
| 208 | 61,002.44 |
| DISTRICT CLERK RECORDS MGMT & PRESERVATION | 61,002.44 |

| | |
|---|---|
| 2700 | 61,002.44 |
| DISTRICT CLERK | 61,002.44 |
| 730100 | 16,780.47 |
| OFFICE SUPPLIES | 16,780.47 |
| 730320 | 2,724.60 |
| IT HARDWARE | 2,724.60 |
| 740512 | 29,894.10 |
| PROFESSIONAL SERVICES | 29,894.10 |
| 740640 | 11,528.50 |
| CONTRACT SERVICES | 11,528.50 |
| 740970 | 74.77 |
| FREIGHT AND HANDLING | 74.77 |
| 209 | 13,735.04 |
| DISTRICT CLERK RECORDS PRESERVATION | 13,735.04 |
| 2700 | 13,735.04 |
| DISTRICT CLERK | 13,735.04 |
| 730100 | 12,862.58 |
| OFFICE SUPPLIES | 12,862.58 |
| 740512 | 36.00 |
| PROFESSIONAL SERVICES | 36.00 |
| 740970 | 836.46 |
| FREIGHT AND HANDLING | 836.46 |
| 211 | 13,209.97 |
| COUNTY AND DISTRICT COURT TECHNOLOGY | 13,209.97 |
| 8107 | 13,209.97 |
| COURT TECHNOLOGY COUNTY/DISTRICT | 13,209.97 |
| 730100 | 9,242.63 |
| OFFICE SUPPLIES | 9,242.63 |
| 730380 | 560.00 |
| AUDIO/VISUAL SUPPLIES | 560.00 |
| 740530 | 3,407.34 |
| MOBILE PHONE AND DATA | 3,407.34 |
| 212 | 36,248.14 |
| COURT GUARDIANSHIP | 36,248.14 |
| 8105 | 36,248.14 |
| COURT GUARDIANSHIP | 36,248.14 |
| 740230 | 2.06 |
| LITIGATION EXPENSES | 2.06 |
| 740270 | 8,390.08 |
| APPOINTED ATTORNEY | 8,390.08 |
| 740310 | 27,856.00 |
| APPOINTED ATTORNEY-CIVIL | 27,856.00 |
| 213 | 81,852.07 |
| COURT REPORTER SERVICE | 81,852.07 |
| 1213 | 173.72 |
| COURT REPORTER SERVICE | 173.72 |
| 730100 | 173.72 |
| OFFICE SUPPLIES | 173.72 |
| 8106 | 81,678.35 |
| COURT REPORTER | 81,678.35 |
| 730100 | 21,599.00 |
| OFFICE SUPPLIES | 21,599.00 |
| 740484 | 27,939.27 |
| COURT REPORTER TRANSCRIPT | 27,939.27 |
| 740510 | 150.00 |

| | |
|---|---|
| PROFESSIONAL DEVELOPMENT | 150.00 |
| 740512 | 31,847.48 |
| PROFESSIONAL SERVICES | 31,847.48 |
| 740540 | 142.60 |
| TRAVEL EXPENSE | 142.60 |
| 214 | 340,115.45 |
| COURTHOUSE SECURITY - COUNTY/DISTRICT COURT | 340,115.45 |
| 6101 | 340,115.45 |
| SHERIFF COURTHOUSE SECURITY | 340,115.45 |
| 740640 | 340,115.45 |
| CONTRACT SERVICES | 340,115.45 |
| 215 | 23,094.76 |
| COURTHOUSE SECURITY - JP | 23,094.76 |
| 8590 | 23,094.76 |
| JP JUSTICE COURT SECURITY | 23,094.76 |
| 730100 | 4,015.67 |
| OFFICE SUPPLIES | 4,015.67 |
| 750300 | 19,079.09 |
| CAPITAL OUTLAY-BUILDING | 19,079.09 |
| 216 | 83,587.02 |
| JUSTICE COURT TECHNOLOGY | 83,587.02 |
| 1216 | 20,000.00 |
| JUSTICE COURT TECHNOLOGY | 20,000.00 |
| 730330 | 20,000.00 |
| IT SOFTWARE | 20,000.00 |
| 8591 | 63,587.02 |
| JP JUSTICE COURT TECHNOLOGY | 63,587.02 |
| 730100 | 54,700.02 |
| OFFICE SUPPLIES | 54,700.02 |
| 740510 | 600.00 |
| PROFESSIONAL DEVELOPMENT | 600.00 |
| 740512 | 90.35 |
| PROFESSIONAL SERVICES | 90.35 |
| 740530 | 3,627.14 |
| MOBILE PHONE AND DATA | 3,627.14 |
| 740540 | 385.00 |
| TRAVEL EXPENSE | 385.00 |
| 740640 | 1,258.15 |
| CONTRACT SERVICES | 1,258.15 |
| 740100 | 2,926.36 |
| IT HARDWARE MAINTENANCE | 2,926.36 |
| 217 | 309,572.03 |
| JUVENILE CASE MANAGER | 309,572.03 |
| 8592 | 309,572.03 |
| JP JUVENILE CASE MANAGER | 309,572.03 |
| 710110 | 208,360.85 |
| SALARY/REGULAR | 208,360.85 |
| 710130 | 864.29 |
| SALARY/OVERTIME | 864.29 |
| 720100 | 15,469.62 |
| SOCIAL SECURITY | 15,469.62 |
| 720110 | 58,485.20 |
| EMPLOYEE INSURANCE | 58,485.20 |
| 720120 | 25,672.07 |
| RETIREMENT | 25,672.07 |

| | |
|---|---|
| 720140 | 720.00 |
| STATE UNEMPLOYMENT TAX | 720.00 |
| 218 | 11,429.99 |
| CC VITAL RECORDS PRESERVATION | 11,429.99 |
| 2300 | 11,429.99 |
| COUNTY CLERK | 11,429.99 |
| 730100 | 3,979.67 |
| OFFICE SUPPLIES | 3,979.67 |
| 730170 | 6,251.00 |
| BIRTH CERTIFICATES | 6,251.00 |
| 740510 | 600.00 |
| PROFESSIONAL DEVELOPMENT | 600.00 |
| 740540 | 599.32 |
| TRAVEL EXPENSE | 599.32 |
| 219 | 1,071,617.55 |
| CONTRACT ELECTION SERVICE | 1,071,617.55 |
| 2502 | 283,560.03 |
| CONTRACT ELECTION DIRECT PAID | 283,560.03 |
| 710110 | 375.70 |
| SALARY/REGULAR | 375.70 |
| 710120 | 171,294.13 |
| SALARY/OTHER | 171,294.13 |
| 730100 | 12,773.71 |
| OFFICE SUPPLIES | 12,773.71 |
| 730140 | 598.35 |
| JANITOR SUPPLIES | 598.35 |
| 730250 | 25.93 |
| SHOP SUPPLIES | 25.93 |
| 730390 | 1,026.30 |
| MEDICAL SUPPLIES | 1,026.30 |
| 740140 | 12.65 |
| VEHICLE MAINTENANCE | 12.65 |
| 740512 | 79,257.00 |
| PROFESSIONAL SERVICES | 79,257.00 |
| 740540 | 3,486.54 |
| TRAVEL EXPENSE | 3,486.54 |
| 740656 | 3,680.00 |
| RENT AND LEASES | 3,680.00 |
| 740694 | 762.42 |
| FOOD SERVICE | 762.42 |
| 730101 | 10,267.30 |
| FOOD SUPPLIES | 10,267.30 |
| 2503 | 788,057.52 |
| CONTRACT ELECTION MOCO PAYABLE | 788,057.52 |
| 710110 | 399,982.87 |
| SALARY/REGULAR | 399,982.87 |
| 710130 | 141,134.44 |
| SALARY/OVERTIME | 141,134.44 |
| 720100 | 41,204.55 |
| SOCIAL SECURITY | 41,204.55 |
| 720110 | 42,899.23 |
| EMPLOYEE INSURANCE | 42,899.23 |
| 720120 | 33,423.99 |
| RETIREMENT | 33,423.99 |
| 720140 | 1,026.53 |

| | |
|---|---|
| STATE UNEMPLOYMENT TAX | 1,026.53 |
| 730100 | 71,973.23 |
| OFFICE SUPPLIES | 71,973.23 |
| 730210 | 4,559.42 |
| DATA PROCESSING SUPPLIES | 4,559.42 |
| 730250 | - |
| SHOP SUPPLIES | - |
| 730320 | 651.92 |
| IT HARDWARE | 651.92 |
| 740140 | 56.23 |
| VEHICLE MAINTENANCE | 56.23 |
| 740512 | 40,621.26 |
| PROFESSIONAL SERVICES | 40,621.26 |
| 740530 | 3,028.38 |
| MOBILE PHONE AND DATA | 3,028.38 |
| 740540 | 202.57 |
| TRAVEL EXPENSE | 202.57 |
| 740570 | 837.00 |
| ADVERTISING | 837.00 |
| 740580 | 99.00 |
| PRINTING | 99.00 |
| 740660 | 1,476.29 |
| EQUIPMENT RENTAL | 1,476.29 |
| 750400 | 4,707.75 |
| CAPITAL OUTLAY-FURNITURE FIXTURES AND EQUIPMENT | 4,707.75 |
| 730101 | 172.86 |
| FOOD SUPPLIES | 172.86 |
| 220 | 88,357,475.74 |
| GRANTS | 88,357,475.74 |
| 1220 | 626,611.88 |
| GRANTS | 626,611.88 |
| 770100 | 626,611.88 |
| TRANSFERS OUT | 626,611.88 |
| 2000 | 52,605,565.06 |
| COUNTY JUDGE | 52,605,565.06 |
| 710100 | 556,208.26 |
| SALARY/OFFICIAL-DEPARTMENT HEAD | 556,208.26 |
| 710110 | 30,129,453.67 |
| SALARY/REGULAR | 30,129,453.67 |
| 710130 | 110,173.28 |
| SALARY/OVERTIME | 110,173.28 |
| 710140 | 15,189.77 |
| SALARY/CELL PHONE ALLOWANCE | 15,189.77 |
| 720100 | 2,288,722.09 |
| SOCIAL SECURITY | 2,288,722.09 |
| 720110 | 5,560,834.34 |
| EMPLOYEE INSURANCE | 5,560,834.34 |
| 720120 | 3,768,141.27 |
| RETIREMENT | 3,768,141.27 |
| 720140 | 288.00 |
| STATE UNEMPLOYMENT TAX | 288.00 |
| 730100 | 11,202.08 |
| OFFICE SUPPLIES | 11,202.08 |
| 730140 | 32,957.74 |
| JANITOR SUPPLIES | 32,957.74 |

| | |
|---|---|
| 730220 | 19,856.78 |
| REPLACEMENTS | 19,856.78 |
| 730260 | 5,542.11 |
| VEHICLE SUPPLIES | 5,542.11 |
| 730320 | 1,781,531.03 |
| IT HARDWARE | 1,781,531.03 |
| 730330 | 51,694.27 |
| IT SOFTWARE | 51,694.27 |
| 730390 | 579,325.00 |
| MEDICAL SUPPLIES | 579,325.00 |
| 740512 | 3,081.57 |
| PROFESSIONAL SERVICES | 3,081.57 |
| 740540 | 628.39 |
| TRAVEL EXPENSE | 628.39 |
| 740560 | 7,000.00 |
| TRANSPORTATION | 7,000.00 |
| 740640 | 7,226,671.00 |
| CONTRACT SERVICES | 7,226,671.00 |
| 740656 | 18,208.00 |
| RENT AND LEASES | 18,208.00 |
| 740660 | 12,034.12 |
| EQUIPMENT RENTAL | 12,034.12 |
| 740694 | 646.30 |
| FOOD SERVICE | 646.30 |
| 740750 | 129.60 |
| REMODEL | 129.60 |
| 740970 | 20,753.28 |
| FREIGHT AND HANDLING | 20,753.28 |
| 750300 | 25,325.42 |
| CAPITAL OUTLAY-BUILDING | 25,325.42 |
| 750400 | 285,873.69 |
| CAPITAL OUTLAY-FURNITURE FIXTURES AND EQUIPMENT | 285,873.69 |
| 750600 | 94,094.00 |
| CAPITAL OUTLAY-VEHICLES | 94,094.00 |
| 2600 | 1,366,913.49 |
| INFORMATION TECHNOLOGY | 1,366,913.49 |
| 730320 | 1,264,446.68 |
| IT HARDWARE | 1,264,446.68 |
| 730330 | 102,466.81 |
| IT SOFTWARE | 102,466.81 |
| 2800 | 15,652,863.84 |
| COUNTY ATTORNEY | 15,652,863.84 |
| 710110 | 19,023.33 |
| SALARY/REGULAR | 19,023.33 |
| 710140 | 29.08 |
| SALARY/CELL PHONE ALLOWANCE | 29.08 |
| 720100 | 1,459.23 |
| SOCIAL SECURITY | 1,459.23 |
| 720110 | 52,825.87 |
| EMPLOYEE INSURANCE | 52,825.87 |
| 720120 | - |
| RETIREMENT | - |
| 720140 | - |
| STATE UNEMPLOYMENT TAX | - |
| 730100 | - |

| | |
|---|---|
| OFFICE SUPPLIES | - |
| 730120 | - |
| BOOK SUPPLEMENTS | - |
| 740220 | - |
| LEGAL/LITIGATION COSTS | - |
| 740510 | - |
| PROFESSIONAL DEVELOPMENT | - |
| 740512 | 15,468,594.36 |
| PROFESSIONAL SERVICES | 15,468,594.36 |
| 740530 | 13,317.92 |
| MOBILE PHONE AND DATA | 13,317.92 |
| 740540 | - |
| TRAVEL EXPENSE | - |
| 750300 | 97,614.05 |
| CAPITAL OUTLAY-BUILDING | 97,614.05 |
| 3200 | 30,166.28 |
| OTHER | 30,166.28 |
| 740640 | 30,166.28 |
| CONTRACT SERVICES | 30,166.28 |
| 3210 | - |
| NON-DEPARTMENTAL | - |
| 740512 | - |
| PROFESSIONAL SERVICES | - |
| 740620 | - |
| ELECTRICITY | - |
| 4100 | 11,195.51 |
| ANIMAL SERVICES | 11,195.51 |
| 730100 | 8,197.15 |
| OFFICE SUPPLIES | 8,197.15 |
| 730390 | 2,998.36 |
| MEDICAL SUPPLIES | 2,998.36 |
| 4200 | 6,600.00 |
| FORENSIC SERVICES | 6,600.00 |
| 740510 | 100.00 |
| PROFESSIONAL DEVELOPMENT | 100.00 |
| 740640 | 6,500.00 |
| CONTRACT SERVICES | 6,500.00 |
| 4300 | 5,546,976.88 |
| MCCD-COUNTY APPROPRIATIONS (CDBG) | 5,546,976.88 |
| 710100 | 130,625.58 |
| SALARY/OFFICIAL-DEPARTMENT HEAD | 130,625.58 |
| 710110 | 248,719.34 |
| SALARY/REGULAR | 248,719.34 |
| 710140 | 941.57 |
| SALARY/CELL PHONE ALLOWANCE | 941.57 |
| 720100 | 27,968.95 |
| SOCIAL SECURITY | 27,968.95 |
| 720110 | 58,937.35 |
| EMPLOYEE INSURANCE | 58,937.35 |
| 720120 | 46,661.07 |
| RETIREMENT | 46,661.07 |
| 720140 | 720.00 |
| STATE UNEMPLOYMENT TAX | 720.00 |
| 730100 | 2,561.65 |
| OFFICE SUPPLIES | 2,561.65 |

| | |
|---|---|
| 730110 | 89.46 |
| POSTAGE | 89.46 |
| 740420 | 54.49 |
| COURIER SERVICE | 54.49 |
| 740510 | 1,207.10 |
| PROFESSIONAL DEVELOPMENT | 1,207.10 |
| 740512 | 3,127,095.99 |
| PROFESSIONAL SERVICES | 3,127,095.99 |
| 740530 | (3.86) |
| MOBILE PHONE AND DATA | (3.86) |
| 740540 | 7,740.67 |
| TRAVEL EXPENSE | 7,740.67 |
| 740570 | 9,222.42 |
| ADVERTISING | 9,222.42 |
| 740580 | 19.95 |
| PRINTING | 19.95 |
| 740640 | 1,493,405.89 |
| CONTRACT SERVICES | 1,493,405.89 |
| 740656 | 385,977.08 |
| RENT AND LEASES | 385,977.08 |
| 740660 | 2,555.96 |
| EQUIPMENT RENTAL | 2,555.96 |
| 740820 | 198.83 |
| DEMOLITION | 198.83 |
| 750800 | 1,650.00 |
| MAJOR PROJECTS | 1,650.00 |
| 740260 | 2.39 |
| INTEREST ON CREDIT CARDS | 2.39 |
| 740100 | 625.00 |
| IT HARDWARE MAINTENANCE | 625.00 |
| 4500 | 57,062.47 |
| MEMORIAL LIBRARY | 57,062.47 |
| 730220 | 57,062.47 |
| REPLACEMENTS | 57,062.47 |
| 4900 | 59,032.44 |
| RECYCLE CENTERS | 59,032.44 |
| 750800 | 59,032.44 |
| MAJOR PROJECTS | 59,032.44 |
| 5000 | 989,830.53 |
| AIRPORT | 989,830.53 |
| 750800 | 989,830.53 |
| MAJOR PROJECTS | 989,830.53 |
| 5100 | 627,698.40 |
| DISTRICT ATTORNEY | 627,698.40 |
| 710110 | 265,075.26 |
| SALARY/REGULAR | 265,075.26 |
| 710130 | 107,380.50 |
| SALARY/OVERTIME | 107,380.50 |
| 710150 | 22,475.00 |
| SALARY/SPECIAL PAY | 22,475.00 |
| 720100 | 29,282.72 |
| SOCIAL SECURITY | 29,282.72 |
| 720110 | 40,265.59 |
| EMPLOYEE INSURANCE | 40,265.59 |
| 720120 | 46,938.90 |

| | |
|---|---|
| RETIREMENT | 46,938.90 |
| 720130 | 4,852.02 |
| WORKERS COMPENSATION | 4,852.02 |
| 720140 | 720.00 |
| STATE UNEMPLOYMENT TAX | 720.00 |
| 730100 | 9,463.05 |
| OFFICE SUPPLIES | 9,463.05 |
| 740120 | 1,620.00 |
| MEDICAL SERVICES | 1,620.00 |
| 740510 | 735.00 |
| PROFESSIONAL DEVELOPMENT | 735.00 |
| 740512 | 56,146.34 |
| PROFESSIONAL SERVICES | 56,146.34 |
| 740530 | 82.25 |
| MOBILE PHONE AND DATA | 82.25 |
| 740540 | 444.77 |
| TRAVEL EXPENSE | 444.77 |
| 740640 | 42,217.00 |
| CONTRACT SERVICES | 42,217.00 |
| 5200 | 6,267,162.11 |
| OFFICE OF HOMELAND SECURITY & EMERGENCY MANAGEMENT | 6,267,162.11 |
| 710110 | 127,012.05 |
| SALARY/REGULAR | 127,012.05 |
| 720100 | 9,348.62 |
| SOCIAL SECURITY | 9,348.62 |
| 720110 | 34,591.72 |
| EMPLOYEE INSURANCE | 34,591.72 |
| 720120 | 15,584.44 |
| RETIREMENT | 15,584.44 |
| 720130 | 428.12 |
| WORKERS COMPENSATION | 428.12 |
| 720140 | 290.20 |
| STATE UNEMPLOYMENT TAX | 290.20 |
| 730100 | 171,965.52 |
| OFFICE SUPPLIES | 171,965.52 |
| 730140 | 79,250.17 |
| JANITOR SUPPLIES | 79,250.17 |
| 730220 | 9,714.50 |
| REPLACEMENTS | 9,714.50 |
| 730240 | 266.41 |
| FUEL | 266.41 |
| 730250 | 1,974.10 |
| SHOP SUPPLIES | 1,974.10 |
| 730260 | 2,358.25 |
| VEHICLE SUPPLIES | 2,358.25 |
| 730270 | 31,900.00 |
| LAW ENFORCEMENT SPECIFIC SUPPLIES | 31,900.00 |
| 730300 | 700.36 |
| COMMUNITY AWARENESS SUPPLIES | 700.36 |
| 730320 | 7,072.90 |
| IT HARDWARE | 7,072.90 |
| 730330 | 13,273.12 |
| IT SOFTWARE | 13,273.12 |
| 730390 | 835,188.88 |
| MEDICAL SUPPLIES | 835,188.88 |

| | |
|---|---|
| 740120 | 12,000.00 |
| MEDICAL SERVICES | 12,000.00 |
| 740510 | 1,378.76 |
| PROFESSIONAL DEVELOPMENT | 1,378.76 |
| 740512 | 387,810.87 |
| PROFESSIONAL SERVICES | 387,810.87 |
| 740530 | 7,682.10 |
| MOBILE PHONE AND DATA | 7,682.10 |
| 740540 | 21,435.66 |
| TRAVEL EXPENSE | 21,435.66 |
| 740640 | 245,089.17 |
| CONTRACT SERVICES | 245,089.17 |
| 740656 | 155,830.00 |
| RENT AND LEASES | 155,830.00 |
| 740660 | 7,602.74 |
| EQUIPMENT RENTAL | 7,602.74 |
| 740694 | 7,237.68 |
| FOOD SERVICE | 7,237.68 |
| 740750 | 487.50 |
| REMODEL | 487.50 |
| 740820 | 90,812.95 |
| DEMOLITION | 90,812.95 |
| 740970 | 2,639.72 |
| FREIGHT AND HANDLING | 2,639.72 |
| 750300 | 2,085,803.28 |
| CAPITAL OUTLAY-BUILDING | 2,085,803.28 |
| 750400 | 1,820,459.00 |
| CAPITAL OUTLAY-FURNITURE FIXTURES AND EQUIPMENT | 1,820,459.00 |
| 750600 | 78,133.32 |
| CAPITAL OUTLAY-VEHICLES | 78,133.32 |
| 750100 | 1,840.00 |
| CAPITAL OUTLAY-CAPITAL IMPROVEMENT PLAN | 1,840.00 |
| 5400 | 1,960,391.91 |
| JUVENILE PROBATION-ADMINISTRATIVE | 1,960,391.91 |
| 710110 | 822,714.87 |
| SALARY/REGULAR | 822,714.87 |
| 710140 | 496.21 |
| SALARY/CELL PHONE ALLOWANCE | 496.21 |
| 720100 | 61,208.54 |
| SOCIAL SECURITY | 61,208.54 |
| 720110 | 190,806.78 |
| EMPLOYEE INSURANCE | 190,806.78 |
| 720120 | 101,006.63 |
| RETIREMENT | 101,006.63 |
| 720140 | 2,457.00 |
| STATE UNEMPLOYMENT TAX | 2,457.00 |
| 730100 | 46,241.95 |
| OFFICE SUPPLIES | 46,241.95 |
| 730120 | 48.93 |
| BOOK SUPPLEMENTS | 48.93 |
| 730240 | 1,224.95 |
| FUEL | 1,224.95 |
| 730260 | 25.28 |
| VEHICLE SUPPLIES | 25.28 |
| 730320 | 9,070.07 |

| | |
|---|---|
| IT HARDWARE | 9,070.07 |
| 730390 | 8,069.02 |
| MEDICAL SUPPLIES | 8,069.02 |
| 740120 | 20.85 |
| MEDICAL SERVICES | 20.85 |
| 740140 | 27.25 |
| VEHICLE MAINTENANCE | 27.25 |
| 740210 | 7,575.00 |
| PSYCHOLOGICAL/PSYCHIATRIC SERVICE | 7,575.00 |
| 740400 | 4,750.00 |
| AUDIT | 4,750.00 |
| 740420 | 13.34 |
| COURIER SERVICE | 13.34 |
| 740510 | 8,327.00 |
| PROFESSIONAL DEVELOPMENT | 8,327.00 |
| 740512 | 66,481.24 |
| PROFESSIONAL SERVICES | 66,481.24 |
| 740516 | 30,653.70 |
| PROFESSIONAL SERVICES-URINALYSIS | 30,653.70 |
| 740518 | 19,326.00 |
| PROFESSIONAL SERVICES-POLYGRAPH | 19,326.00 |
| 740530 | 10,689.20 |
| MOBILE PHONE AND DATA | 10,689.20 |
| 740540 | 9,692.07 |
| TRAVEL EXPENSE | 9,692.07 |
| 740580 | 1,399.55 |
| PRINTING | 1,399.55 |
| 740790 | 28,222.62 |
| ELECTRONIC MONITORING | 28,222.62 |
| 740800 | 86,242.43 |
| PURCHASED RESIDENTIAL SERVICE-INTERNAL CONT | 86,242.43 |
| 740810 | 443,600.93 |
| PURCHASED RESIDENTIAL SERVICE-EXTERNAL CONT | 443,600.93 |
| 740250 | 0.50 |
| PENALTY/LATE CHARGE | 0.50 |
| 5401 | 1,037,314.18 |
| JUVENILE PROBATION-DETENTION | 1,037,314.18 |
| 710110 | 298,221.11 |
| SALARY/REGULAR | 298,221.11 |
| 710130 | 10,373.44 |
| SALARY/OVERTIME | 10,373.44 |
| 720100 | 23,221.27 |
| SOCIAL SECURITY | 23,221.27 |
| 720110 | 79,869.11 |
| EMPLOYEE INSURANCE | 79,869.11 |
| 720120 | 37,864.34 |
| RETIREMENT | 37,864.34 |
| 720140 | 983.66 |
| STATE UNEMPLOYMENT TAX | 983.66 |
| 730100 | 21,492.09 |
| OFFICE SUPPLIES | 21,492.09 |
| 730310 | 815.00 |
| UNIFORMS | 815.00 |
| 730390 | 266.58 |
| MEDICAL SUPPLIES | 266.58 |

| | |
|---|---|
| 740210 | 7,157.50 |
| PSYCHOLOGICAL/PSYCHIATRIC SERVICE | 7,157.50 |
| 740512 | 531,610.63 |
| PROFESSIONAL SERVICES | 531,610.63 |
| 740694 | 8,511.36 |
| FOOD SERVICE | 8,511.36 |
| 740810 | 16,928.09 |
| PURCHASED RESIDENTIAL SERVICE-EXTERNAL CONT | 16,928.09 |
| 6000 | 172,997.46 |
| SHERIFF | 172,997.46 |
| 710130 | 1,344.58 |
| SALARY/OVERTIME | 1,344.58 |
| 720100 | 96.10 |
| SOCIAL SECURITY | 96.10 |
| 720120 | 164.98 |
| RETIREMENT | 164.98 |
| 730140 | 9,396.16 |
| JANITOR SUPPLIES | 9,396.16 |
| 730390 | 118,397.05 |
| MEDICAL SUPPLIES | 118,397.05 |
| 750400 | 43,598.59 |
| CAPITAL OUTLAY-FURNITURE FIXTURES AND EQUIPMENT | 43,598.59 |
| 6200 | 51,339.87 |
| SHERIFF CID | 51,339.87 |
| 710110 | 33,228.72 |
| SALARY/REGULAR | 33,228.72 |
| 720100 | 2,529.93 |
| SOCIAL SECURITY | 2,529.93 |
| 720110 | 7,626.22 |
| EMPLOYEE INSURANCE | 7,626.22 |
| 720120 | 4,077.15 |
| RETIREMENT | 4,077.15 |
| 720130 | 108.72 |
| WORKERS COMPENSATION | 108.72 |
| 720140 | 107.21 |
| STATE UNEMPLOYMENT TAX | 107.21 |
| 730100 | 3,661.92 |
| OFFICE SUPPLIES | 3,661.92 |
| 6202 | 94,296.48 |
| SHERIFF ORGANIZED CRIME | 94,296.48 |
| 710130 | 56,351.81 |
| SALARY/OVERTIME | 56,351.81 |
| 720100 | 4,228.22 |
| SOCIAL SECURITY | 4,228.22 |
| 720110 | - |
| EMPLOYEE INSURANCE | - |
| 720120 | 6,978.19 |
| RETIREMENT | 6,978.19 |
| 720130 | - |
| WORKERS COMPENSATION | - |
| 730100 | 10,682.17 |
| OFFICE SUPPLIES | 10,682.17 |
| 730270 | 145.98 |
| LAW ENFORCEMENT SPECIFIC SUPPLIES | 145.98 |
| 740540 | 1,660.82 |

| | |
|---|---|
| TRAVEL EXPENSE | 1,660.82 |
| 740660 | 14,249.29 |
| EQUIPMENT RENTAL | 14,249.29 |
| 6300 | 68,651.84 |
| SHERIFF PATROL | 68,651.84 |
| 710130 | 56,204.14 |
| SALARY/OVERTIME | 56,204.14 |
| 720100 | 4,237.76 |
| SOCIAL SECURITY | 4,237.76 |
| 720120 | 6,896.27 |
| RETIREMENT | 6,896.27 |
| 720130 | 1,313.67 |
| WORKERS COMPENSATION | 1,313.67 |
| 6302 | 665,407.38 |
| SHERIFF PATROL WEST | 665,407.38 |
| 710110 | 295,527.65 |
| SALARY/REGULAR | 295,527.65 |
| 720100 | 22,290.92 |
| SOCIAL SECURITY | 22,290.92 |
| 720110 | 47,147.33 |
| EMPLOYEE INSURANCE | 47,147.33 |
| 720120 | 36,261.13 |
| RETIREMENT | 36,261.13 |
| 720130 | 5,524.60 |
| WORKERS COMPENSATION | 5,524.60 |
| 720140 | 441.00 |
| STATE UNEMPLOYMENT TAX | 441.00 |
| 730100 | 1,535.62 |
| OFFICE SUPPLIES | 1,535.62 |
| 730240 | 1,291.42 |
| FUEL | 1,291.42 |
| 730330 | 8,793.84 |
| IT SOFTWARE | 8,793.84 |
| 740140 | 16,374.33 |
| VEHICLE MAINTENANCE | 16,374.33 |
| 740530 | 4,816.58 |
| MOBILE PHONE AND DATA | 4,816.58 |
| 740540 | 2,156.94 |
| TRAVEL EXPENSE | 2,156.94 |
| 740580 | 52.46 |
| PRINTING | 52.46 |
| 740620 | 3,692.78 |
| ELECTRICITY | 3,692.78 |
| 740640 | 217,430.78 |
| CONTRACT SERVICES | 217,430.78 |
| 740660 | 2,070.00 |
| EQUIPMENT RENTAL | 2,070.00 |
| 7100 | 16,403.59 |
| CONSTABLE PRECINCT 1 | 16,403.59 |
| 710130 | 8,155.15 |
| SALARY/OVERTIME | 8,155.15 |
| 720100 | 602.24 |
| SOCIAL SECURITY | 602.24 |
| 720120 | 1,000.61 |
| RETIREMENT | 1,000.61 |

| | |
|---|---|
| 720130 | 198.89 |
| WORKERS COMPENSATION | 198.89 |
| 730100 | 6,446.70 |
| OFFICE SUPPLIES | 6,446.70 |
| 7300 | 809.22 |
| CONSTABLE PRECINCT 3 | 809.22 |
| 730100 | 221.95 |
| OFFICE SUPPLIES | 221.95 |
| 730280 | 587.27 |
| CANINE EXPENSES | 587.27 |
| 7400 | 7,267.88 |
| CONSTABLE PRECINCT 4 | 7,267.88 |
| 710130 | 4,677.60 |
| SALARY/OVERTIME | 4,677.60 |
| 720100 | 350.17 |
| SOCIAL SECURITY | 350.17 |
| 720120 | 573.95 |
| RETIREMENT | 573.95 |
| 720130 | 96.16 |
| WORKERS COMPENSATION | 96.16 |
| 730100 | 1,570.00 |
| OFFICE SUPPLIES | 1,570.00 |
| 7500 | 62,519.22 |
| CONSTABLE PRECINCT 5 | 62,519.22 |
| 710130 | 9,256.99 |
| SALARY/OVERTIME | 9,256.99 |
| 720100 | 694.00 |
| SOCIAL SECURITY | 694.00 |
| 720120 | 1,135.81 |
| RETIREMENT | 1,135.81 |
| 720130 | 222.41 |
| WORKERS COMPENSATION | 222.41 |
| 730100 | 28,513.92 |
| OFFICE SUPPLIES | 28,513.92 |
| 730270 | 14,896.09 |
| LAW ENFORCEMENT SPECIFIC SUPPLIES | 14,896.09 |
| 740510 | 7,800.00 |
| PROFESSIONAL DEVELOPMENT | 7,800.00 |
| 8340 | 154,343.67 |
| 359TH DISTRICT COURT | 154,343.67 |
| 710110 | 57,539.71 |
| SALARY/REGULAR | 57,539.71 |
| 720100 | 4,011.64 |
| SOCIAL SECURITY | 4,011.64 |
| 720110 | 11,787.47 |
| EMPLOYEE INSURANCE | 11,787.47 |
| 720120 | 7,060.20 |
| RETIREMENT | 7,060.20 |
| 720140 | 144.00 |
| STATE UNEMPLOYMENT TAX | 144.00 |
| 730100 | 656.20 |
| OFFICE SUPPLIES | 656.20 |
| 740510 | 1,420.00 |
| PROFESSIONAL DEVELOPMENT | 1,420.00 |
| 740512 | 69,635.25 |

| | |
|---|---|
| PROFESSIONAL SERVICES | 69,635.25 |
| 740540 | 2,089.20 |
| TRAVEL EXPENSE | 2,089.20 |
| 9300 | 79,604.00 |
| COMMISSIONER PRECINCT 3 | 79,604.00 |
| 730100 | 72,239.00 |
| OFFICE SUPPLIES | 72,239.00 |
| 730330 | 7,365.00 |
| IT SOFTWARE | 7,365.00 |
| 9400 | 138,450.15 |
| COMMISSIONER PRECINCT 4 | 138,450.15 |
| 730100 | 4,947.75 |
| OFFICE SUPPLIES | 4,947.75 |
| 740570 | 306.00 |
| ADVERTISING | 306.00 |
| 750800 | 133,196.40 |
| MAJOR PROJECTS | 133,196.40 |
| 221 | 407,862.31 |
| HAVA | 407,862.31 |
| 2500 | 407,862.31 |
| ELECTIONS ADMINISTRATOR | 407,862.31 |
| 710100 | - |
| SALARY/OFFICIAL-DEPARTMENT HEAD | - |
| 710110 | 172,841.49 |
| SALARY/REGULAR | 172,841.49 |
| 710130 | 43,186.19 |
| SALARY/OVERTIME | 43,186.19 |
| 720100 | 16,351.83 |
| SOCIAL SECURITY | 16,351.83 |
| 720120 | 9,650.21 |
| RETIREMENT | 9,650.21 |
| 730100 | 16,609.08 |
| OFFICE SUPPLIES | 16,609.08 |
| 730140 | 3,782.08 |
| JANITOR SUPPLIES | 3,782.08 |
| 730210 | 11,219.43 |
| DATA PROCESSING SUPPLIES | 11,219.43 |
| 730220 | 8,713.50 |
| REPLACEMENTS | 8,713.50 |
| 730250 | 1,639.53 |
| SHOP SUPPLIES | 1,639.53 |
| 730320 | 40,335.82 |
| IT HARDWARE | 40,335.82 |
| 730390 | 2,194.01 |
| MEDICAL SUPPLIES | 2,194.01 |
| 740512 | 52,036.84 |
| PROFESSIONAL SERVICES | 52,036.84 |
| 740580 | 25,117.70 |
| PRINTING | 25,117.70 |
| 740656 | 4,184.60 |
| RENT AND LEASES | 4,184.60 |
| 300 | 36,945,029.44 |
| DEBT SERVICE | 36,945,029.44 |
| 3290 | 36,945,029.44 |
| DEBT SERVICE | 36,945,029.44 |

| | |
|---|---|
| 780100 | 12,970,000.00 |
| PRINCIPAL RETIREMENT | 12,970,000.00 |
| 780200 | 23,975,029.44 |
| INTEREST AND FISCAL CHARGES | 23,975,029.44 |
| 333 | 210,644.21 |
| GL CONVERSION | 210,644.21 |
| 3333 | 210,644.21 |
| GL CONVERSION | 210,644.21 |
| 730100 | - |
| OFFICE SUPPLIES | - |
| 770100 | 210,644.21 |
| TRANSFERS OUT | 210,644.21 |
| 340 | (57,195,222.35) |
| GASB 34 CONVERSION | (57,195,222.35) |
| 3210 | - |
| NON-DEPARTMENTAL | - |
| 750200 | - |
| CAPITAL OUTLAY-LAND | - |
| 5000 | - |
| AIRPORT | - |
| 750800 | - |
| MAJOR PROJECTS | - |
| 6000 | - |
| SHERIFF | - |
| 750800 | - |
| MAJOR PROJECTS | - |
| 9100 | - |
| COMMISSIONER PRECINCT 1 | - |
| 750800 | - |
| MAJOR PROJECTS | - |
| 9200 | - |
| COMMISSIONER PRECINCT 2 | - |
| 750800 | - |
| MAJOR PROJECTS | - |
| 9300 | - |
| COMMISSIONER PRECINCT 3 | - |
| 750800 | - |
| MAJOR PROJECTS | - |
| 9400 | - |
| COMMISSIONER PRECINCT 4 | - |
| 750800 | - |
| MAJOR PROJECTS | - |
| 1340 | (57,195,222.35) |
| GASB 34 CONVERSION | (57,195,222.35) |
| 740512 | (219,602.98) |
| PROFESSIONAL SERVICES | (219,602.98) |
| 750200 | (10,000.00) |
| CAPITAL OUTLAY-LAND | (10,000.00) |
| 750400 | (6,871,627.59) |
| CAPITAL OUTLAY-FURNITURE FIXTURES AND EQUIPMENT | (6,871,627.59) |
| 750500 | (1,817,430.49) |
| CAPITAL OUTLAY-INTANGIBLES | (1,817,430.49) |
| 750600 | (2,708,696.93) |
| CAPITAL OUTLAY-VEHICLES | (2,708,696.93) |
| 750700 | (129,110.62) |

| | |
|---|---|
| CAPITAL OUTLAY-BOOKS | (129,110.62) |
| 750800 | (32,827,865.84) |
| MAJOR PROJECTS | (32,827,865.84) |
| 780100 | (12,970,000.00) |
| PRINCIPAL RETIREMENT | (12,970,000.00) |
| 780200 | 452,976.10 |
| INTEREST AND FISCAL CHARGES | 452,976.10 |
| 750100 | (93,864.00) |
| CAPITAL OUTLAY-CAPITAL IMPROVEMENT PLAN | (93,864.00) |
| 400 | 13,247,290.03 |
| LOCAL CAPITAL PROJECTS | 13,247,290.03 |
| 1400 | 13,247,290.03 |
| LOCAL CAPITAL PROJECTS | 13,247,290.03 |
| 730320 | 464.70 |
| IT HARDWARE | 464.70 |
| 730330 | 22,730.00 |
| IT SOFTWARE | 22,730.00 |
| 740110 | 635,917.38 |
| IT SOFTWARE MAINTENANCE | 635,917.38 |
| 740512 | 686,249.56 |
| PROFESSIONAL SERVICES | 686,249.56 |
| 750200 | 1,299,773.38 |
| CAPITAL OUTLAY-LAND | 1,299,773.38 |
| 750300 | 51,040.86 |
| CAPITAL OUTLAY-BUILDING | 51,040.86 |
| 750400 | 2,898,212.53 |
| CAPITAL OUTLAY-FURNITURE FIXTURES AND EQUIPMENT | 2,898,212.53 |
| 750500 | 1,600,087.09 |
| CAPITAL OUTLAY-INTANGIBLES | 1,600,087.09 |
| 750800 | 6,052,814.53 |
| MAJOR PROJECTS | 6,052,814.53 |
| 401 | 49,500.00 |
| C/P REVENUE TOLL BONDS 10 | 49,500.00 |
| 9200 | 49,500.00 |
| COMMISSIONER PRECINCT 2 | 49,500.00 |
| 750800 | 49,500.00 |
| MAJOR PROJECTS | 49,500.00 |
| 402 | 833,044.10 |
| C/P CERTIFICATES OF OBLIGATION 2012 | 833,044.10 |
| 1402 | 833,044.10 |
| C/P CERTIFICATES OF OBLIGATION 2012 | 833,044.10 |
| 740512 | 498,509.01 |
| PROFESSIONAL SERVICES | 498,509.01 |
| 750400 | 80,000.00 |
| CAPITAL OUTLAY-FURNITURE FIXTURES AND EQUIPMENT | 80,000.00 |
| 750800 | 254,535.09 |
| MAJOR PROJECTS | 254,535.09 |
| 404 | 3,347,927.70 |
| C/P ROAD BONDS 2016 | 3,347,927.70 |
| 1903 | 3,347,927.70 |
| CAPITAL ROAD PROJECTS | 3,347,927.70 |
| 730190 | 74,552.45 |
| ROAD MATERIALS | 74,552.45 |
| 730200 | 21,377.50 |
| CRUSHED CONCRETE/REJECT | 21,377.50 |

| | |
|---|---|
| 740512 | 108,759.70 |
| PROFESSIONAL SERVICES | 108,759.70 |
| 740650 | 8,200.00 |
| SIGN AND SIGNAL MAINTENANCE | 8,200.00 |
| 740970 | 30.98 |
| FREIGHT AND HANDLING | 30.98 |
| 750200 | 4,800.00 |
| CAPITAL OUTLAY-LAND | 4,800.00 |
| 750800 | 3,130,207.07 |
| MAJOR PROJECTS | 3,130,207.07 |
| 405 | 10,329,112.14 |
| C/P ROAD BONDS 2016A | 10,329,112.14 |
| 1903 | 10,329,112.14 |
| CAPITAL ROAD PROJECTS | 10,329,112.14 |
| 740512 | 48,838.46 |
| PROFESSIONAL SERVICES | 48,838.46 |
| 740640 | - |
| CONTRACT SERVICES | - |
| 740650 | 20,620.00 |
| SIGN AND SIGNAL MAINTENANCE | 20,620.00 |
| 740920 | - |
| APPRAISALS | - |
| 750200 | - |
| CAPITAL OUTLAY-LAND | - |
| 750800 | 10,259,653.68 |
| MAJOR PROJECTS | 10,259,653.68 |
| 406 | 9,703,568.31 |
| C/P ROAD BONDS 2018 | 9,703,568.31 |
| 1903 | 9,703,568.31 |
| CAPITAL ROAD PROJECTS | 9,703,568.31 |
| 740512 | 2,182.87 |
| PROFESSIONAL SERVICES | 2,182.87 |
| 740650 | 1,150.00 |
| SIGN AND SIGNAL MAINTENANCE | 1,150.00 |
| 750200 | 685,000.75 |
| CAPITAL OUTLAY-LAND | 685,000.75 |
| 750800 | 9,015,234.69 |
| MAJOR PROJECTS | 9,015,234.69 |
| 407 | 15,972,782.70 |
| C/P ROAD BONDS 2018B | 15,972,782.70 |
| 1903 | 15,972,782.70 |
| CAPITAL ROAD PROJECTS | 15,972,782.70 |
| 740650 | 14,270.00 |
| SIGN AND SIGNAL MAINTENANCE | 14,270.00 |
| 750200 | - |
| CAPITAL OUTLAY-LAND | - |
| 750800 | 15,958,512.70 |
| MAJOR PROJECTS | 15,958,512.70 |
| 408 | 377,421.24 |
| C/P SHERIFF'S PROJECTS | 377,421.24 |
| 1408 | 377,421.24 |
| SHERIFF PROJECTS | 377,421.24 |
| 750800 | 377,421.24 |
| MAJOR PROJECTS | 377,421.24 |
| 500 | 46,975,414.10 |

| | |
|---|---|
| SELF INSURANCE | 46,975,414.10 |
| 1500 | - |
| SELF INSURANCE | - |
| 750400 | - |
| CAPITAL OUTLAY-FURNITURE FIXTURES AND EQUIPMENT | - |
| 2200 | 843,261.30 |
| RISK MANAGEMENT | 843,261.30 |
| 740120 | 843,261.30 |
| MEDICAL SERVICES | 843,261.30 |
| 2201 | 46,132,152.80 |
| SELF INSURANCE | 46,132,152.80 |
| 730100 | 1,172.98 |
| OFFICE SUPPLIES | 1,172.98 |
| 740120 | 32,146,551.45 |
| MEDICAL SERVICES | 32,146,551.45 |
| 740130 | - |
| PHYSICIAN SERVICES | - |
| 740190 | 8,471,101.58 |
| RX CLAIMS | 8,471,101.58 |
| 740512 | 5,000.00 |
| PROFESSIONAL SERVICES | 5,000.00 |
| 740620 | 803.41 |
| ELECTRICITY | 803.41 |
| 740640 | 21,676.32 |
| CONTRACT SERVICES | 21,676.32 |
| 740660 | 1,909.08 |
| EQUIPMENT RENTAL | 1,909.08 |
| 740700 | 1,207,862.72 |
| INSURANCE/BOND PREMIUMS | 1,207,862.72 |
| 740710 | 742,246.97 |
| ADMINISTRATIVE CHARGES | 742,246.97 |
| 740740 | 15,425.10 |
| BANK SERVICE CHARGES | 15,425.10 |
| 740910 | 13,149.44 |
| PCORI FEE | 13,149.44 |
| 740940 | 840,810.59 |
| INSURANCE PREMIUMS | 840,810.59 |
| 740960 | 134,610.60 |
| PRE-CERTIFICATION/ UTILITIZATION REVIEW FEES | 134,610.60 |
| 740962 | 61,829.57 |
| EMPLOYEE ASSISTANCE PROGRAM FEES | 61,829.57 |
| 740964 | 359,181.15 |
| PREFERRED PROVIDER ORGANIZATION FEES | 359,181.15 |
| 740968 | 2,073,879.54 |
| STOP LOSS PREMIUMS | 2,073,879.54 |
| 750400 | 8,235.69 |
| CAPITAL OUTLAY-FURNITURE FIXTURES AND EQUIPMENT | 8,235.69 |
| 760400 | 6,252.30 |
| DEPRECIATION EQUIPMENT | 6,252.30 |
| 760100 | 974.00 |
| LOSS ON DISPOSAL | 974.00 |
| 760200 | 19,480.31 |
| DEPRECIATION BUILDING | 19,480.31 |
| 2203 | - |
| WORKERS COMPENSATION | - |

| | |
|---|---|
| 740512 | - |
| PROFESSIONAL SERVICES | - |
| 740700 | - |
| INSURANCE/BOND PREMIUMS | - |
| 740710 | - |
| ADMINISTRATIVE CHARGES | - |
| 740940 | - |
| INSURANCE PREMIUMS | - |
| 740950 | - |
| BONDS-NOTARIES | - |
| 760600 | - |
| SETTLEMENT COSTS | - |
| 501 | 592,629.37 |
| WORKERS' COMPENSATION | 592,629.37 |
| 2203 | 592,629.37 |
| WORKERS COMPENSATION | 592,629.37 |
| 720130 | - |
| WORKERS COMPENSATION | - |
| 740120 | 321,696.94 |
| MEDICAL SERVICES | 321,696.94 |
| 740700 | 266,597.08 |
| INSURANCE/BOND PREMIUMS | 266,597.08 |
| 760400 | 4,335.35 |
| DEPRECIATION EQUIPMENT | 4,335.35 |
| 502 | 6,464,961.64 |
| PROPERTY/CASUALTY | 6,464,961.64 |
| 2202 | 6,755,446.04 |
| PROPERTY/CASUALTY | 6,755,446.04 |
| 740220 | 3,434,000.00 |
| LEGAL/LITIGATION COSTS | 3,434,000.00 |
| 740512 | 338,822.05 |
| PROFESSIONAL SERVICES | 338,822.05 |
| 740700 | 73,239.00 |
| INSURANCE/BOND PREMIUMS | 73,239.00 |
| 740710 | 780,537.41 |
| ADMINISTRATIVE CHARGES | 780,537.41 |
| 740930 | 29,984.92 |
| DAMAGE REPAIRS | 29,984.92 |
| 740940 | 1,710,107.70 |
| INSURANCE PREMIUMS | 1,710,107.70 |
| 740950 | 4,573.00 |
| BONDS-NOTARIES | 4,573.00 |
| 740952 | 12,340.14 |
| BONDS-SURETY | 12,340.14 |
| 750600 | 111,596.82 |
| CAPITAL OUTLAY-VEHICLES | 111,596.82 |
| 760600 | 260,245.00 |
| SETTLEMENT COSTS | 260,245.00 |
| 2203 | 291,896.47 |
| WORKERS COMPENSATION | 291,896.47 |
| 740920 | 961.00 |
| APPRAISALS | 961.00 |
| 740930 | 271,562.83 |
| DAMAGE REPAIRS | 271,562.83 |
| 740952 | 19,372.64 |

| | |
|---|---|
| BONDS-SURETY | 19,372.64 |
| 1502 | (582,380.87) |
| PROPERTY/CASUALTY | (582,380.87) |
| 740940 | (582,380.87) |
| INSURANCE PREMIUMS | (582,380.87) |
| 999 | (0.00) |
| DEFAULT ZONE FUND | (0.00) |
| 1903 | (0.00) |
| CAPITAL ROAD PROJECTS | (0.00) |
| 730200 | - |
| CRUSHED CONCRETE/REJECT | - |
| 740512 | (0.00) |
| PROFESSIONAL SERVICES | (0.00) |
| 740640 | - |
| CONTRACT SERVICES | - |
| 740650 | - |
| SIGN AND SIGNAL MAINTENANCE | - |
| 740920 | - |
| APPRAISALS | - |
| 740970 | - |
| FREIGHT AND HANDLING | - |
| 750200 | - |
| CAPITAL OUTLAY-LAND | - |
| 750800 | (0.00) |
| MAJOR PROJECTS | (0.00) |
| (blank) | |
| (blank) | |
| (blank) | |
| (blank) | |
| (blank) | |
| (blank) | |
| 600 | 31,879.06 |
| CUSTODIAL ACCOUNTS | 31,879.06 |
| 1600 | 31,879.06 |
| CUSTODIAL ACCOUNTS | 31,879.06 |
| 770100 | 31,879.06 |
| TRANSFERS OUT | 31,879.06 |
| 222 | 24,508,716.75 |
| JAIL PASS THRU | 24,508,716.75 |
| 6601 | 24,508,716.75 |
| SHERIFF JAIL | 24,508,716.75 |
| 740640 | 24,508,716.75 |
| CONTRACT SERVICES | 24,508,716.75 |

# MONTGOMERY COUNTY, TEXAS

REPORT OF REVENUES

For Fiscal Year Ended September 30, 2020

March 15, 2021

| | Sum of NetTransactionAmount |
|---|---|
| 100 | (248,498,450.58) |
| GENERAL OPERATIONS | (248,498,450.58) |
| 1100 | (211,420,856.09) |
| GENERAL FUND | (211,420,856.09) |
| 400100 | (186,545,713.11) |
| CURRENT TAXES | (186,545,713.11) |
| 400110 | (736,329.10) |
| DELINQUENT TAXES | (736,329.10) |
| 400120 | (1,577,639.94) |
| PENALTY AND INTEREST | (1,577,639.94) |
| 400140 | (292,308.01) |
| OTHER TAXES | (292,308.01) |
| 410100 | (250,658.00) |
| TABC LICENSES | (250,658.00) |
| 410102 | (626,405.00) |
| HEALTH PERMITS | (626,405.00) |
| 420304 | (2,107,080.02) |
| OTHER ALLOCATIONS | (2,107,080.02) |
| 430104 | (14,340.49) |
| COUNTY JUDGE FEES | (14,340.49) |
| 430106 | (278,172.76) |
| SHERIFF FEES | (278,172.76) |
| 430108 | (35,708.57) |
| COUNTY ATTORNEY FEES | (35,708.57) |
| 430110 | (4,548,015.16) |
| COUNTY CLERK FEES | (4,548,015.16) |
| 430118 | (372,219.93) |
| TPW SALES TAX COMMISSION | (372,219.93) |
| 430132 | (1,331,611.72) |
| DISTRICT CLERK FEES | (1,331,611.72) |
| 430134 | (4,288,607.20) |
| JUSTICE OF THE PEACE FEES | (4,288,607.20) |
| 430136 | (15,778.26) |
| TRUANCY PREVENTION AND DIVERSION CCP 102.015 | (15,778.26) |
| 430138 | (295,622.88) |
| CONSTABLE FEES | (295,622.88) |
| 430140 | (59.80) |
| VOTER REGISTRATION FEES | (59.80) |
| 430142 | (265,241.89) |
| CRIMINAL JUSTICE FEES | (265,241.89) |
| 430144 | (10,487.30) |
| CHILD SAFETY | (10,487.30) |
| 430148 | (3,500.00) |
| BAIL BOND ADMINISTRATION FEES | (3,500.00) |
| 430150 | (51,762.61) |
| TRAFFIC SAFETY FEES | (51,762.61) |
| 430152 | (99,789.04) |
| FAILURE TO APPEAR FEES | (99,789.04) |

| | |
|---|---|
| 430156 | (67,582.47) |
| LEOSE-ANNUAL ALLOCATION | (67,582.47) |
| 430158 | (7,525.00) |
| JUDICIAL EDUCATION | (7,525.00) |
| 430160 | (1,138.37) |
| TRIAL FEES | (1,138.37) |
| 430164 | (25,650.73) |
| HB530 DRUG COURT FEE-UNRESTRICTED | (25,650.73) |
| 430166 | (52,677.79) |
| CCP102.0178 DRUG COURT FEE-RESTRICTED | (52,677.79) |
| 430170 | (20,187.74) |
| HAZARDOUS WASTE MANAGEMENT FEE | (20,187.74) |
| 430174 | (458,333.37) |
| DETENTION ADMINISTRATION SERVICES | (458,333.37) |
| 430176 | (875.00) |
| PROBATION FEES | (875.00) |
| 430178 | (430.18) |
| COMMUNITY RESTITUTION FEES | (430.18) |
| 430212 | (52,004.95) |
| JURY FEES | (52,004.95) |
| 430216 | (95,075.00) |
| INMATE TELEPHONE FEE | (95,075.00) |
| 440100 | (1,249,764.31) |
| INTEREST-BANK | (1,249,764.31) |
| 440120 | (1,846,379.87) |
| INVESTMENT EARNINGS | (1,846,379.87) |
| 450100 | (1,807.46) |
| COMMISSIONS | (1,807.46) |
| 450200 | (66,846.20) |
| CONTRACT SERVICE REVENUE | (66,846.20) |
| 450210 | (207,967.92) |
| CONTRACT REIMBURSEMENT-ADMINISTRATION | (207,967.92) |
| 450300 | (100,198.12) |
| CONTRIBUTIONS | (100,198.12) |
| 450318 | (19,377.00) |
| RENTS/LEASES | (19,377.00) |
| 450320 | (465,566.65) |
| MISCELLANEOUS | (465,566.65) |
| 450326 | (1,470.50) |
| TEMPORARY SUSPENSE REVENUE | (1,470.50) |
| 450328 | (191,384.91) |
| SALE OF ASSETS | (191,384.91) |
| 460100 | (397,706.29) |
| COURT FINES | (397,706.29) |
| 470100 | (758,490.94) |
| TRANSFERS IN | (758,490.94) |
| 480130 | (1,665,337.30) |
| CAPITAL LEASE FINANCING | (1,665,337.30) |
| 410116 | (1,750.00) |
| RECYCLE CENTER PERMITS | (1,750.00) |
| 460110 | (19,076.25) |
| ESTRAY PROCEEDS | (19,076.25) |
| 440110 | 100,799.02 |
| FAIR MARKET VALUE | 100,799.02 |
| 2100 | - |

| | |
|---|---|
| HUMAN RESOURCES | - |
| 450200 | - |
| CONTRACT SERVICE REVENUE | - |
| 2200 | (13,923.80) |
| RISK MANAGEMENT | (13,923.80) |
| 450200 | - |
| CONTRACT SERVICE REVENUE | - |
| 450328 | (13,923.80) |
| SALE OF ASSETS | (13,923.80) |
| 2302 | 58.00 |
| COURT COLLECTIONS | 58.00 |
| 450200 | 58.00 |
| CONTRACT SERVICE REVENUE | 58.00 |
| 2500 | 9.95 |
| ELECTIONS ADMINISTRATOR | 9.95 |
| 430226 | 9.95 |
| RENTAL/USER FEES | 9.95 |
| 2800 | (107,386.70) |
| COUNTY ATTORNEY | (107,386.70) |
| 420100 | (81,777.58) |
| FEDERAL GRANT REVENUE | (81,777.58) |
| 420204 | (25,490.00) |
| STATE ALLOCATIONS | (25,490.00) |
| 440100 | (119.12) |
| INTEREST-BANK | (119.12) |
| 2801 | (72,885.93) |
| COUNTY ATTORNEY STATE FUNDS | (72,885.93) |
| 420204 | (70,000.00) |
| STATE ALLOCATIONS | (70,000.00) |
| 430108 | (2,556.45) |
| COUNTY ATTORNEY FEES | (2,556.45) |
| 440100 | (329.48) |
| INTEREST-BANK | (329.48) |
| 3000 | (6,685.02) |
| BUILDING CUSTODIAL SERVICES | (6,685.02) |
| 410110 | - |
| AUTO REGISTRATION | - |
| 450200 | (6,685.02) |
| CONTRACT SERVICE REVENUE | (6,685.02) |
| 3200 | (1,882,163.14) |
| OTHER | (1,882,163.14) |
| 430120 | (985.00) |
| APPLICATION FEES | (985.00) |
| 450200 | (1,881,178.14) |
| CONTRACT SERVICE REVENUE | (1,881,178.14) |
| 3220 | (171,174.52) |
| ALTERNATE DISPUTE RESOLUTION | (171,174.52) |
| 430110 | (27,007.01) |
| COUNTY CLERK FEES | (27,007.01) |
| 430132 | (107,662.50) |
| DISTRICT CLERK FEES | (107,662.50) |
| 430134 | (36,505.01) |
| JUSTICE OF THE PEACE FEES | (36,505.01) |
| 3240 | (75.00) |
| HISTORICAL COMMISSION | (75.00) |

| | |
|---|---|
| 450300 | (75.00) |
| CONTRIBUTIONS | (75.00) |
| 3241 | (2,360.00) |
| HISTORICAL COMMISSION DONATIONS | (2,360.00) |
| 450300 | (2,360.00) |
| CONTRIBUTIONS | (2,360.00) |
| 3250 | (7,672.50) |
| CHILD WELFARE | (7,672.50) |
| 420100 | (7,672.50) |
| FEDERAL GRANT REVENUE | (7,672.50) |
| 420200 | - |
| STATE GRANT REVENUE | - |
| 3300 | 15.00 |
| PURCHASING AGENT | 15.00 |
| 450200 | 15.00 |
| CONTRACT SERVICE REVENUE | 15.00 |
| 3400 | (47,296.62) |
| COUNTY AUDITOR | (47,296.62) |
| 450200 | (47,296.62) |
| CONTRACT SERVICE REVENUE | (47,296.62) |
| 3700 | (5,914,980.16) |
| TAX ASSESSOR/COLLECTOR | (5,914,980.16) |
| 400100 | - |
| CURRENT TAXES | - |
| 430118 | (115,415.93) |
| TPW SALES TAX COMMISSION | (115,415.93) |
| 430122 | (1,491,755.43) |
| SUPPLEMENTAL MVD FEES | (1,491,755.43) |
| 430124 | (4,283,462.60) |
| SALES TAX COMMISSIONS | (4,283,462.60) |
| 430126 | (24,096.20) |
| TPW TITLE FEE | (24,096.20) |
| 430128 | (250.00) |
| VTR LICENSE APP FEE-OWNER | (250.00) |
| 440100 | - |
| INTEREST-BANK | - |
| 3701 | (10,926.20) |
| TAC SPECIAL INVENTORY TAX | (10,926.20) |
| 440100 | (10,926.20) |
| INTEREST-BANK | (10,926.20) |
| 3703 | (3,075.00) |
| TAC VTR | (3,075.00) |
| 430128 | (2,750.00) |
| VTR LICENSE APP FEE-OWNER | (2,750.00) |
| 430130 | (325.00) |
| VTR LICENSE APP FEE-RUNNER | (325.00) |
| 4001 | (612,785.00) |
| PERMITS | (612,785.00) |
| 410106 | (612,785.00) |
| FOOD SERVICE PERMITS | (612,785.00) |
| 4100 | (427,469.80) |
| ANIMAL SERVICES | (427,469.80) |
| 410104 | (4,185.00) |
| ANIMAL CONTROL TRANSPORT | (4,185.00) |
| 430190 | (107,048.00) |

| | |
|---|---|
| ADOPTION FEES | (107,048.00) |
| 430192 | (81,191.00) |
| ANIMAL SHELTER FEES | (81,191.00) |
| 430194 | (90,737.50) |
| CLINIC SERVICES | (90,737.50) |
| 430196 | (13,125.00) |
| IMPOUND FEES | (13,125.00) |
| 450200 | - |
| CONTRACT SERVICE REVENUE | - |
| 450300 | (131,183.30) |
| CONTRIBUTIONS | (131,183.30) |
| 4200 | (167,887.80) |
| FORENSIC SERVICES | (167,887.80) |
| 430200 | (165,234.50) |
| INQUESTS AND AUTOPSIES | (165,234.50) |
| 430210 | (2,702.30) |
| FORENSIC ADMINISTRATION FEE | (2,702.30) |
| 450200 | 60.00 |
| CONTRACT SERVICE REVENUE | 60.00 |
| 450320 | (11.00) |
| MISCELLANEOUS | (11.00) |
| 4300 | 51.59 |
| MCCD-COUNTY APPROPRIATIONS (CDBG) | 51.59 |
| 450320 | 51.59 |
| MISCELLANEOUS | 51.59 |
| 4400 | (1,017,270.91) |
| CONVENTION CENTER | (1,017,270.91) |
| 420304 | (518,830.45) |
| OTHER ALLOCATIONS | (518,830.45) |
| 430162 | (85,398.24) |
| PARK FEES | (85,398.24) |
| 430226 | (305,126.74) |
| RENTAL/USER FEES | (305,126.74) |
| 450200 | 125.00 |
| CONTRACT SERVICE REVENUE | 125.00 |
| 450318 | (108,040.48) |
| RENTS/LEASES | (108,040.48) |
| 4500 | (171,410.51) |
| MEMORIAL LIBRARY | (171,410.51) |
| 430224 | (39,097.18) |
| BOOK FINES | (39,097.18) |
| 450100 | (1,058.70) |
| COMMISSIONS | (1,058.70) |
| 450300 | (131,254.63) |
| CONTRIBUTIONS | (131,254.63) |
| 5000 | (570,928.30) |
| AIRPORT | (570,928.30) |
| 430170 | 95.00 |
| HAZARDOUS WASTE MANAGEMENT FEE | 95.00 |
| 430226 | (407,922.02) |
| RENTAL/USER FEES | (407,922.02) |
| 430230 | (148,932.59) |
| FUEL FLOW FEES | (148,932.59) |
| 450320 | (14,168.69) |
| MISCELLANEOUS | (14,168.69) |

| | |
|---|---|
| 5050 | (97,208.56) |
| CUSTOMS | (97,208.56) |
| 430226 | (97,208.56) |
| RENTAL/USER FEES | (97,208.56) |
| 450200 | - |
| CONTRACT SERVICE REVENUE | - |
| 5100 | (160,257.03) |
| DISTRICT ATTORNEY | (160,257.03) |
| 420100 | - |
| FEDERAL GRANT REVENUE | - |
| 420200 | - |
| STATE GRANT REVENUE | - |
| 420204 | (117,926.99) |
| STATE ALLOCATIONS | (117,926.99) |
| 440100 | (14.83) |
| INTEREST-BANK | (14.83) |
| 450200 | (1,121.21) |
| CONTRACT SERVICE REVENUE | (1,121.21) |
| 460130 | (41,194.00) |
| FORFEITURES-BONDS | (41,194.00) |
| 5101 | (7,500.00) |
| DISTRICT ATTORNEY STATE FUNDS | (7,500.00) |
| 420204 | (7,500.00) |
| STATE ALLOCATIONS | (7,500.00) |
| 5301 | (1,124,453.55) |
| FIRE MARSHAL - INSPECTIONS | (1,124,453.55) |
| 430184 | (308,406.50) |
| FIRE INSPECTION FEE-EXISTING | (308,406.50) |
| 430186 | (621,500.00) |
| FIRE INSPECTION FEE-NEW CONSTRUCTION | (621,500.00) |
| 450200 | (194,547.05) |
| CONTRACT SERVICE REVENUE | (194,547.05) |
| 5400 | (175,559.50) |
| JUVENILE PROBATION-ADMINISTRATIVE | (175,559.50) |
| 430174 | (35,639.00) |
| DETENTION ADMINISTRATION SERVICES | (35,639.00) |
| 450210 | (139,920.50) |
| CONTRACT REIMBURSEMENT-ADMINISTRATION | (139,920.50) |
| 5500 | (3,737,671.29) |
| ADULT PROBATION | (3,737,671.29) |
| 450200 | (3,737,671.29) |
| CONTRACT SERVICE REVENUE | (3,737,671.29) |
| 5501 | (551,612.31) |
| BOND SUPERVISION | (551,612.31) |
| 450200 | (551,612.31) |
| CONTRACT SERVICE REVENUE | (551,612.31) |
| 5600 | (104,453.02) |
| COMMISSIONS | (104,453.02) |
| 430124 | 4,071.80 |
| SALES TAX COMMISSIONS | 4,071.80 |
| 450100 | (96,479.80) |
| COMMISSIONS | (96,479.80) |
| 450328 | (12,045.02) |
| SALE OF ASSETS | (12,045.02) |
| 6000 | (45,641.19) |

| | |
|---|---|
| SHERIFF | (45,641.19) |
| 420206 | (14,582.85) |
| STATE CONTRACT REIMBURSEMENT | (14,582.85) |
| 430180 | (86,065.00) |
| VEHICLE TOWING PROGRAM FEES | (86,065.00) |
| 450200 | (808.00) |
| CONTRACT SERVICE REVENUE | (808.00) |
| 450210 | (10,665.00) |
| CONTRACT REIMBURSEMENT-ADMINISTRATION | (10,665.00) |
| 450300 | 66,479.66 |
| CONTRIBUTIONS | 66,479.66 |
| 6100 | (86,776.13) |
| SHERIFF HOMELAND SECURITY | (86,776.13) |
| 450200 | (78,176.13) |
| CONTRACT SERVICE REVENUE | (78,176.13) |
| 450300 | (8,600.00) |
| CONTRIBUTIONS | (8,600.00) |
| 6201 | (93,773.10) |
| SHERIFF HOMICIDE VIOLENT CRIME | (93,773.10) |
| 450200 | (93,773.10) |
| CONTRACT SERVICE REVENUE | (93,773.10) |
| 6202 | (33,143.61) |
| SHERIFF ORGANIZED CRIME | (33,143.61) |
| 450200 | (33,143.61) |
| CONTRACT SERVICE REVENUE | (33,143.61) |
| 6301 | (596,658.28) |
| SHERIFF PATROL EAST | (596,658.28) |
| 450200 | (596,658.28) |
| CONTRACT SERVICE REVENUE | (596,658.28) |
| 6302 | (666,982.09) |
| SHERIFF PATROL WEST | (666,982.09) |
| 450200 | (666,982.09) |
| CONTRACT SERVICE REVENUE | (666,982.09) |
| 6303 | (9,722,608.88) |
| SHERIFF PATROL SOUTH | (9,722,608.88) |
| 450200 | (9,722,608.88) |
| CONTRACT SERVICE REVENUE | (9,722,608.88) |
| 6401 | (1,344,012.40) |
| SHERIFF DISPATCH | (1,344,012.40) |
| 450200 | (1,344,012.40) |
| CONTRACT SERVICE REVENUE | (1,344,012.40) |
| 6402 | (13,850.00) |
| SHERIFF CRIME LAB | (13,850.00) |
| 430182 | (13,850.00) |
| FINGERPRINT FEES | (13,850.00) |
| 6405 | (219,341.83) |
| SHERIFF RADIO | (219,341.83) |
| 420200 | (196,694.67) |
| STATE GRANT REVENUE | (196,694.67) |
| 450210 | (22,647.16) |
| CONTRACT REIMBURSEMENT-ADMINISTRATION | (22,647.16) |
| 6407 | (7,025.00) |
| SHERIFF ACADEMY | (7,025.00) |
| 430172 | (7,025.00) |
| ACADEMY REVENUE | (7,025.00) |

| | |
|---|---|
| 6504 | (699,115.00) |
| SHERIFF ALARMS | (699,115.00) |
| 410108 | (699,115.00) |
| ALARM PERMITS | (699,115.00) |
| 6601 | (25,046.48) |
| SHERIFF JAIL | (25,046.48) |
| 420108 | (16,359.00) |
| FEDERAL INMATE HOUSING | (16,359.00) |
| 430178 | (8,687.48) |
| COMMUNITY RESTITUTION FEES | (8,687.48) |
| 7100 | (992,061.90) |
| CONSTABLE PRECINCT 1 | (992,061.90) |
| 410110 | - |
| AUTO REGISTRATION | - |
| 420100 | - |
| FEDERAL GRANT REVENUE | - |
| 430138 | (19,527.91) |
| CONSTABLE FEES | (19,527.91) |
| 450200 | (972,533.99) |
| CONTRACT SERVICE REVENUE | (972,533.99) |
| 7200 | (12,754.50) |
| CONSTABLE PRECINCT 2 | (12,754.50) |
| 430138 | (12,754.50) |
| CONSTABLE FEES | (12,754.50) |
| 460120 | - |
| FORFEITURES | - |
| 7300 | (1,864,059.99) |
| CONSTABLE PRECINCT 3 | (1,864,059.99) |
| 430138 | (18,223.46) |
| CONSTABLE FEES | (18,223.46) |
| 450100 | (1,778.32) |
| COMMISSIONS | (1,778.32) |
| 450200 | (1,844,058.21) |
| CONTRACT SERVICE REVENUE | (1,844,058.21) |
| 7400 | (243,163.25) |
| CONSTABLE PRECINCT 4 | (243,163.25) |
| 430138 | (23,259.02) |
| CONSTABLE FEES | (23,259.02) |
| 450100 | 1,647.70 |
| COMMISSIONS | 1,647.70 |
| 450200 | (220,916.89) |
| CONTRACT SERVICE REVENUE | (220,916.89) |
| 420106 | (635.04) |
| FEDERAL CONTRACT REIMBURSEMENT | (635.04) |
| 7500 | (1,400,431.76) |
| CONSTABLE PRECINCT 5 | (1,400,431.76) |
| 430138 | (12,500.00) |
| CONSTABLE FEES | (12,500.00) |
| 450200 | (1,387,334.88) |
| CONTRACT SERVICE REVENUE | (1,387,334.88) |
| 420106 | (596.88) |
| FEDERAL CONTRACT REIMBURSEMENT | (596.88) |
| 8100 | (207,760.37) |
| COURT OPERATIONS | (207,760.37) |
| 420200 | - |

| | |
|---|---|
| STATE GRANT REVENUE | - |
| 430212 | - |
| JURY FEES | - |
| 450210 | (110,534.00) |
| CONTRACT REIMBURSEMENT-ADMINISTRATION | (110,534.00) |
| 450324 | (97,226.37) |
| REIMBURSEMENT POST-JUDGEMENT | (97,226.37) |
| 8101 | (461,246.00) |
| INDIGENT DEFENSE- CRIMINAL | (461,246.00) |
| 420200 | (461,246.00) |
| STATE GRANT REVENUE | (461,246.00) |
| 8210 | (84,000.00) |
| COUNTY COURT AT LAW 1 | (84,000.00) |
| 420204 | (84,000.00) |
| STATE ALLOCATIONS | (84,000.00) |
| 8220 | (84,000.00) |
| COUNTY COURT AT LAW 2 | (84,000.00) |
| 420204 | (84,000.00) |
| STATE ALLOCATIONS | (84,000.00) |
| 8230 | (84,000.00) |
| COUNTY COURT AT LAW 3 | (84,000.00) |
| 420204 | (84,000.00) |
| STATE ALLOCATIONS | (84,000.00) |
| 8240 | (84,000.00) |
| COUNTY COURT AT LAW 4 | (84,000.00) |
| 420204 | (84,000.00) |
| STATE ALLOCATIONS | (84,000.00) |
| 8250 | (84,000.00) |
| COUNTY COURT AT LAW 5 | (84,000.00) |
| 420204 | (84,000.00) |
| STATE ALLOCATIONS | (84,000.00) |
| 8320 | 15.00 |
| 221ST DISTRICT COURT | 15.00 |
| 450200 | 15.00 |
| CONTRACT SERVICE REVENUE | 15.00 |
| 8330 | (74,827.74) |
| 284TH DISTRICT COURT | (74,827.74) |
| 450200 | (74,827.74) |
| CONTRACT SERVICE REVENUE | (74,827.74) |
| 8340 | 11.94 |
| 359TH DISTRICT COURT | 11.94 |
| 450200 | 11.94 |
| CONTRACT SERVICE REVENUE | 11.94 |
| 8350 | 4,537.06 |
| 410th DISTRICT COURT | 4,537.06 |
| 430212 | 116.36 |
| JURY FEES | 116.36 |
| 430226 | 7.96 |
| RENTAL/USER FEES | 7.96 |
| 450320 | 4,412.74 |
| MISCELLANEOUS | 4,412.74 |
| 8360 | 29.88 |
| 418TH DISTRICT COURT | 29.88 |
| 430226 | 3.98 |
| RENTAL/USER FEES | 3.98 |

| | |
|---|---|
| 450320 | 25.90 |
| MISCELLANEOUS | 25.90 |
| 8401 | (155,389.05) |
| DRUG COURT | (155,389.05) |
| 430214 | (154,313.03) |
| PROGRAM FEES | (154,313.03) |
| 430218 | (1,080.00) |
| MRT BOOK FEE | (1,080.00) |
| 430226 | 3.98 |
| RENTAL/USER FEES | 3.98 |
| 8402 | (123,598.01) |
| DRUG COURT-DWI COURT | (123,598.01) |
| 430214 | (123,000.00) |
| PROGRAM FEES | (123,000.00) |
| 430218 | (600.00) |
| MRT BOOK FEE | (600.00) |
| 430266 | 1.99 |
| EMPLOYEE CONTRIBUTION-EMPLOYEE AND FAMILY | 1.99 |
| 8510 | (49,704.74) |
| JUSTICE OF PEACE PRECINCT 1 | (49,704.74) |
| 430200 | 425.00 |
| INQUESTS AND AUTOPSIES | 425.00 |
| 430228 | (74,930.39) |
| COLLECTION FEE | (74,930.39) |
| 450200 | - |
| CONTRACT SERVICE REVENUE | - |
| 430550 | 24,800.65 |
| THIRD PARTY COLLECTION FEE | 24,800.65 |
| 8520 | (122,104.71) |
| JUSTICE OF PEACE PRECINCT 2 | (122,104.71) |
| 410110 | - |
| AUTO REGISTRATION | - |
| 430228 | (122,104.71) |
| COLLECTION FEE | (122,104.71) |
| 8530 | (61,102.19) |
| JUSTICE OF PEACE PRECINCT 3 | (61,102.19) |
| 430134 | (3,073.80) |
| JUSTICE OF THE PEACE FEES | (3,073.80) |
| 450200 | (58,028.39) |
| CONTRACT SERVICE REVENUE | (58,028.39) |
| 8540 | (86,384.67) |
| JUSTICE OF PEACE PRECINCT 4 | (86,384.67) |
| 430228 | (86,384.67) |
| COLLECTION FEE | (86,384.67) |
| 8550 | (57,739.41) |
| JUSTICE OF PEACE PRECINCT 5 | (57,739.41) |
| 430228 | (57,744.25) |
| COLLECTION FEE | (57,744.25) |
| 450200 | 4.84 |
| CONTRACT SERVICE REVENUE | 4.84 |
| 4401 | (28,630.46) |
| FAIRGROUNDS/EXPO CENTER | (28,630.46) |
| 450318 | (28,630.46) |
| RENTS/LEASES | (28,630.46) |
| 3702 | (358.00) |

| | |
|---|---|
| TAC RENDITION PENALTY | (358.00) |
| 430118 | (358.00) |
| TPW SALES TAX COMMISSION | (358.00) |
| 6409 | 40.00 |
| RECORDS AND REPORTING | 40.00 |
| 410108 | 40.00 |
| ALARM PERMITS | 40.00 |
| 200 | (39,342,202.66) |
| ROAD AND BRIDGE | (39,342,202.66) |
| 1200 | (37,731,625.15) |
| ROAD AND BRIDGE | (37,731,625.15) |
| 400100 | (27,507,893.55) |
| CURRENT TAXES | (27,507,893.55) |
| 400110 | (102,152.46) |
| DELINQUENT TAXES | (102,152.46) |
| 400120 | (189,401.37) |
| PENALTY AND INTEREST | (189,401.37) |
| 400140 | (402,976.67) |
| OTHER TAXES | (402,976.67) |
| 410110 | (5,752,103.59) |
| AUTO REGISTRATION | (5,752,103.59) |
| 410114 | (65,302.16) |
| OVERLOAD PERMITS | (65,302.16) |
| 420304 | (164,300.54) |
| OTHER ALLOCATIONS | (164,300.54) |
| 430112 | (235,389.98) |
| SUBDIVISION FEES | (235,389.98) |
| 430114 | (1,368,217.48) |
| FLOOD PLAIN FEES | (1,368,217.48) |
| 440100 | (47,819.76) |
| INTEREST-BANK | (47,819.76) |
| 440120 | (189,847.05) |
| INVESTMENT EARNINGS | (189,847.05) |
| 450320 | (30.25) |
| MISCELLANEOUS | (30.25) |
| 460100 | (1,706,190.29) |
| COURT FINES | (1,706,190.29) |
| 4700 | (229,304.80) |
| PARKS | (229,304.80) |
| 430138 | - |
| CONSTABLE FEES | - |
| 430226 | (30,154.00) |
| RENTAL/USER FEES | (30,154.00) |
| 450200 | - |
| CONTRACT SERVICE REVENUE | - |
| 450300 | (190,900.80) |
| CONTRIBUTIONS | (190,900.80) |
| 450318 | (8,250.00) |
| RENTS/LEASES | (8,250.00) |
| 4800 | (161,666.60) |
| COMMUNITY CENTERS | (161,666.60) |
| 420102 | (90,028.60) |
| FEDERAL PROGRAM INCOME | (90,028.60) |
| 430226 | (28,575.00) |
| RENTAL/USER FEES | (28,575.00) |

| | |
|---|---|
| 450200 | - |
| CONTRACT SERVICE REVENUE | - |
| 450300 | (333.00) |
| CONTRIBUTIONS | (333.00) |
| 450318 | (42,730.00) |
| RENTS/LEASES | (42,730.00) |
| 4900 | (226,643.24) |
| RECYCLE CENTERS | (226,643.24) |
| 430222 | (177,846.82) |
| RECYCLE FEES | (177,846.82) |
| 450200 | (48,796.42) |
| CONTRACT SERVICE REVENUE | (48,796.42) |
| 9100 | (250,903.74) |
| COMMISSIONER PRECINCT 1 | (250,903.74) |
| 420102 | 400.00 |
| FEDERAL PROGRAM INCOME | 400.00 |
| 430162 | (41,002.12) |
| PARK FEES | (41,002.12) |
| 450200 | (177,726.48) |
| CONTRACT SERVICE REVENUE | (177,726.48) |
| 450318 | (26,875.00) |
| RENTS/LEASES | (26,875.00) |
| 450320 | (5,700.14) |
| MISCELLANEOUS | (5,700.14) |
| 9200 | (122,220.05) |
| COMMISSIONER PRECINCT 2 | (122,220.05) |
| 450200 | (79,065.70) |
| CONTRACT SERVICE REVENUE | (79,065.70) |
| 450300 | (20,475.00) |
| CONTRIBUTIONS | (20,475.00) |
| 450318 | (9,893.00) |
| RENTS/LEASES | (9,893.00) |
| 450320 | (12,786.35) |
| MISCELLANEOUS | (12,786.35) |
| 9300 | (3,131.28) |
| COMMISSIONER PRECINCT 3 | (3,131.28) |
| 410110 | 69.72 |
| AUTO REGISTRATION | 69.72 |
| 450200 | 1,297.50 |
| CONTRACT SERVICE REVENUE | 1,297.50 |
| 450320 | (835.00) |
| MISCELLANEOUS | (835.00) |
| 450316 | (3,663.50) |
| INSURANCE REIMBURSEMENT | (3,663.50) |
| 9400 | (616,707.80) |
| COMMISSIONER PRECINCT 4 | (616,707.80) |
| 450200 | (577,536.71) |
| CONTRACT SERVICE REVENUE | (577,536.71) |
| 450318 | (34,197.00) |
| RENTS/LEASES | (34,197.00) |
| 450320 | (4,974.09) |
| MISCELLANEOUS | (4,974.09) |
| 201 | (23,458.03) |
| WORTHLESS CHECK | (23,458.03) |
| 2800 | (3,195.28) |

| | |
|---|---|
| COUNTY ATTORNEY | (3,195.28) |
| 430188 | (3,100.00) |
| WORTHLESS CHECK FEES | (3,100.00) |
| 440100 | (95.28) |
| INTEREST-BANK | (95.28) |
| 2802 | - |
| COUNTY ATTORNEY WORTHLESS CHECKS | - |
| 430188 | - |
| WORTHLESS CHECK FEES | - |
| 440100 | - |
| INTEREST-BANK | - |
| 5100 | (262.75) |
| DISTRICT ATTORNEY | (262.75) |
| 430188 | (242.57) |
| WORTHLESS CHECK FEES | (242.57) |
| 440100 | (20.18) |
| INTEREST-BANK | (20.18) |
| 5102 | - |
| DISTRICT ATTORNEY HOT CHECKS | - |
| 430188 | - |
| WORTHLESS CHECK FEES | - |
| 440100 | - |
| INTEREST-BANK | - |
| 1201 | (20,000.00) |
| WORTHLESS CHECK | (20,000.00) |
| 470100 | (20,000.00) |
| TRANSFERS IN | (20,000.00) |
| 202 | (1,115,436.40) |
| FORFEITURES | (1,115,436.40) |
| 5100 | (305,142.98) |
| DISTRICT ATTORNEY | (305,142.98) |
| 440100 | (8,602.55) |
| INTEREST-BANK | (8,602.55) |
| 460120 | (296,540.43) |
| FORFEITURES | (296,540.43) |
| 5300 | (49.86) |
| FIRE MARSHAL - INVESTIGATIONS | (49.86) |
| 440100 | (49.86) |
| INTEREST-BANK | (49.86) |
| 6000 | (500,679.05) |
| SHERIFF | (500,679.05) |
| 440100 | (12,888.39) |
| INTEREST-BANK | (12,888.39) |
| 460120 | (487,790.66) |
| FORFEITURES | (487,790.66) |
| 6200 | (526.74) |
| SHERIFF CID | (526.74) |
| 440100 | (526.74) |
| INTEREST-BANK | (526.74) |
| 6500 | (227,106.42) |
| SHERIFF ADMINISTRATIVE | (227,106.42) |
| 440100 | (3,548.96) |
| INTEREST-BANK | (3,548.96) |
| 460120 | (223,557.46) |
| FORFEITURES | (223,557.46) |

| | |
|---|---|
| 7100 | (16,319.00) |
| CONSTABLE PRECINCT 1 | (16,319.00) |
| 440100 | (252.39) |
| INTEREST-BANK | (252.39) |
| 460120 | (16,066.61) |
| FORFEITURES | (16,066.61) |
| 7200 | (14,086.42) |
| CONSTABLE PRECINCT 2 | (14,086.42) |
| 440100 | (1,802.22) |
| INTEREST-BANK | (1,802.22) |
| 460120 | (12,284.20) |
| FORFEITURES | (12,284.20) |
| 7300 | (10,002.87) |
| CONSTABLE PRECINCT 3 | (10,002.87) |
| 440100 | (117.38) |
| INTEREST-BANK | (117.38) |
| 460120 | (9,885.49) |
| FORFEITURES | (9,885.49) |
| 7400 | (28,063.93) |
| CONSTABLE PRECINCT 4 | (28,063.93) |
| 440100 | (1,200.55) |
| INTEREST-BANK | (1,200.55) |
| 460120 | (26,863.38) |
| FORFEITURES | (26,863.38) |
| 7500 | (13,459.13) |
| CONSTABLE PRECINCT 5 | (13,459.13) |
| 440100 | (2,238.85) |
| INTEREST-BANK | (2,238.85) |
| 460120 | (11,220.28) |
| FORFEITURES | (11,220.28) |
| 203 | (1,924,221.83) |
| JAIL COMMISSARY | (1,924,221.83) |
| 1203 | (13,951.86) |
| JAIL COMMISSARY | (13,951.86) |
| 440100 | (13,951.86) |
| INTEREST-BANK | (13,951.86) |
| 6602 | (1,910,269.97) |
| SHERIFF COMMISSARY | (1,910,269.97) |
| 430220 | (1,908,264.27) |
| COMMISSARY SALES | (1,908,264.27) |
| 440100 | (2,005.70) |
| INTEREST-BANK | (2,005.70) |
| 204 | (327,678.97) |
| LAW LIBRARY | (327,678.97) |
| 1204 | (327,678.97) |
| LAW LIBRARY | (327,678.97) |
| 430110 | (63,016.35) |
| COUNTY CLERK FEES | (63,016.35) |
| 430132 | (252,017.50) |
| DISTRICT CLERK FEES | (252,017.50) |
| 440100 | (3,664.84) |
| INTEREST-BANK | (3,664.84) |
| 440120 | (2,442.96) |
| INVESTMENT EARNINGS | (2,442.96) |
| 450320 | (6,537.32) |

| | |
|---|---|
| MISCELLANEOUS | (6,537.32) |
| 205 | (26,293.20) |
| PRE-TRIAL DIVERSION | (26,293.20) |
| 5100 | (26,293.20) |
| DISTRICT ATTORNEY | (26,293.20) |
| 430146 | (26,293.20) |
| PRETRIAL DIVERSION FEES | (26,293.20) |
| 5103 | - |
| PRE-TRIAL DIVERSION | - |
| 430146 | - |
| PRETRIAL DIVERSION FEES | - |
| 206 | (428,547.61) |
| COUNTY CLERK RECORDS MGMT & PRESERVATION | (428,547.61) |
| 1206 | 395,705.56 |
| COUNTY CLERK RECORDS MANAGEMENT/PRESERVATION | 395,705.56 |
| 440120 | 395,705.56 |
| INVESTMENT EARNINGS | 395,705.56 |
| 2300 | (824,253.17) |
| COUNTY CLERK | (824,253.17) |
| 430100 | (778,387.28) |
| COUNTY RECORDS MANAGEMENT FEES | (778,387.28) |
| 440120 | (45,865.89) |
| INVESTMENT EARNINGS | (45,865.89) |
| 207 | (224,654.25) |
| COUNTY RECORDS MANAGEMENT | (224,654.25) |
| 1207 | (218,291.53) |
| COUNTY RECORDS MANAGEMENT | (218,291.53) |
| 430110 | (108,291.53) |
| COUNTY CLERK FEES | (108,291.53) |
| 470100 | (110,000.00) |
| TRANSFERS IN | (110,000.00) |
| 2300 | (6,362.72) |
| COUNTY CLERK | (6,362.72) |
| 430100 | (6,362.72) |
| COUNTY RECORDS MANAGEMENT FEES | (6,362.72) |
| 208 | (54,240.00) |
| DISTRICT CLERK RECORDS MGMT & PRESERVATION | (54,240.00) |
| 2700 | (54,240.00) |
| DISTRICT CLERK | (54,240.00) |
| 430132 | (52,619.83) |
| DISTRICT CLERK FEES | (52,619.83) |
| 440120 | (1,620.17) |
| INVESTMENT EARNINGS | (1,620.17) |
| 209 | (87,278.64) |
| DISTRICT CLERK RECORDS PRESERVATION | (87,278.64) |
| 2700 | (87,278.64) |
| DISTRICT CLERK | (87,278.64) |
| 430132 | (86,293.78) |
| DISTRICT CLERK FEES | (86,293.78) |
| 440120 | (984.86) |
| INVESTMENT EARNINGS | (984.86) |
| 210 | (83,863.59) |
| COUNTY AND DISTRICT COURTS DIGITAL PRESERVATION | (83,863.59) |
| 2900 | (83,863.59) |
| DIGITAL PRESERVATION COUNTY/DISTRICT | (83,863.59) |

| | |
|---|---|
| 430102 | (56,033.21) |
| COUNTY/DISTRICT COURT FEES | (56,033.21) |
| 430110 | (915.19) |
| COUNTY CLERK FEES | (915.19) |
| 430132 | (24,896.61) |
| DISTRICT CLERK FEES | (24,896.61) |
| 440120 | (2,018.58) |
| INVESTMENT EARNINGS | (2,018.58) |
| 211 | (14,411.15) |
| COUNTY AND DISTRICT COURT TECHNOLOGY | (14,411.15) |
| 8107 | - |
| COURT TECHNOLOGY COUNTY/DISTRICT | - |
| 430110 | (11,037.08) |
| COUNTY CLERK FEES | (11,037.08) |
| 430132 | 11,037.08 |
| DISTRICT CLERK FEES | 11,037.08 |
| 1211 | (14,411.15) |
| COUNTY & DISTRICT COURT TECHNOLOGY | (14,411.15) |
| 430110 | (12,750.58) |
| COUNTY CLERK FEES | (12,750.58) |
| 430132 | (1,660.57) |
| DISTRICT CLERK FEES | (1,660.57) |
| 212 | (30,080.00) |
| COURT GUARDIANSHIP | (30,080.00) |
| 8105 | (30,080.00) |
| COURT GUARDIANSHIP | (30,080.00) |
| 430116 | (30,080.00) |
| COURT GUARDIANSHIP FEE | (30,080.00) |
| 213 | (141,400.74) |
| COURT REPORTER SERVICE | (141,400.74) |
| 1213 | (141,400.74) |
| COURT REPORTER SERVICE | (141,400.74) |
| 430168 | (141,400.74) |
| STENOGRAPHER FEES | (141,400.74) |
| 8106 | - |
| COURT REPORTER | - |
| 430158 | - |
| JUDICIAL EDUCATION | - |
| 214 | (284,614.38) |
| COURTHOUSE SECURITY - COUNTY/DISTRICT COURT | (284,614.38) |
| 1214 | (284,614.38) |
| COURTHOUSE SECURITY - COUNTY/DISTRICT COURTS | (284,614.38) |
| 430102 | (248,838.12) |
| COUNTY/DISTRICT COURT FEES | (248,838.12) |
| 430116 | (35,776.26) |
| COURT GUARDIANSHIP FEE | (35,776.26) |
| 215 | (61,267.30) |
| COURTHOUSE SECURITY - JP | (61,267.30) |
| 8590 | (61,267.30) |
| JP JUSTICE COURT SECURITY | (61,267.30) |
| 430102 | (37,234.80) |
| COUNTY/DISTRICT COURT FEES | (37,234.80) |
| 430134 | (24,032.50) |
| JUSTICE OF THE PEACE FEES | (24,032.50) |
| 216 | (116,235.09) |

| | |
|---|---|
| JUSTICE COURT TECHNOLOGY | (116,235.09) |
| 1216 | (76,923.16) |
| JUSTICE COURT TECHNOLOGY | (76,923.16) |
| 430134 | (76,923.16) |
| JUSTICE OF THE PEACE FEES | (76,923.16) |
| 8591 | (39,311.93) |
| JP JUSTICE COURT TECHNOLOGY | (39,311.93) |
| 430134 | (39,311.93) |
| JUSTICE OF THE PEACE FEES | (39,311.93) |
| 217 | (185,955.06) |
| JUVENILE CASE MANAGER | (185,955.06) |
| 8592 | (75,955.06) |
| JP JUVENILE CASE MANAGER | (75,955.06) |
| 430134 | (75,955.06) |
| JUSTICE OF THE PEACE FEES | (75,955.06) |
| 1217 | (110,000.00) |
| JUVENILE CASE MANAGER | (110,000.00) |
| 470100 | (110,000.00) |
| TRANSFERS IN | (110,000.00) |
| 218 | (23,468.00) |
| CC VITAL RECORDS PRESERVATION | (23,468.00) |
| 2300 | (23,468.00) |
| COUNTY CLERK | (23,468.00) |
| 430110 | (23,468.00) |
| COUNTY CLERK FEES | (23,468.00) |
| 219 | (253,071.73) |
| CONTRACT ELECTION SERVICE | (253,071.73) |
| 2502 | (253,071.73) |
| CONTRACT ELECTION DIRECT PAID | (253,071.73) |
| 420306 | (43,925.00) |
| OTHER CONTRACT REIMBURSEMENT | (43,925.00) |
| 440100 | (11,317.11) |
| INTEREST-BANK | (11,317.11) |
| 440120 | (670.62) |
| INVESTMENT EARNINGS | (670.62) |
| 450200 | (197,159.00) |
| CONTRACT SERVICE REVENUE | (197,159.00) |
| 220 | (89,307,812.99) |
| GRANTS | (89,307,812.99) |
| 1220 | (20,217.02) |
| GRANTS | (20,217.02) |
| 420102 | (0.04) |
| FEDERAL PROGRAM INCOME | (0.04) |
| 430176 | (7,832.00) |
| PROBATION FEES | (7,832.00) |
| 440100 | (12,384.98) |
| INTEREST-BANK | (12,384.98) |
| 2000 | (56,147,649.02) |
| COUNTY JUDGE | (56,147,649.02) |
| 420100 | (55,886,306.59) |
| FEDERAL GRANT REVENUE | (55,886,306.59) |
| 440100 | (261,342.43) |
| INTEREST-BANK | (261,342.43) |
| 2800 | (17,195,399.88) |
| COUNTY ATTORNEY | (17,195,399.88) |

| | |
|---|---|
| 420100 | (0.04) |
| FEDERAL GRANT REVENUE | (0.04) |
| 420200 | (17,195,399.84) |
| STATE GRANT REVENUE | (17,195,399.84) |
| 420206 | - |
| STATE CONTRACT REIMBURSEMENT | - |
| 3200 | (30,166.26) |
| OTHER | (30,166.26) |
| 420200 | (30,166.26) |
| STATE GRANT REVENUE | (30,166.26) |
| 3210 | - |
| NON-DEPARTMENTAL | - |
| 420100 | - |
| FEDERAL GRANT REVENUE | - |
| 420200 | - |
| STATE GRANT REVENUE | - |
| 420206 | - |
| STATE CONTRACT REIMBURSEMENT | - |
| 3250 | 1,714.99 |
| CHILD WELFARE | 1,714.99 |
| 420100 | 1,714.99 |
| FEDERAL GRANT REVENUE | 1,714.99 |
| 4100 | (11,196.51) |
| ANIMAL SERVICES | (11,196.51) |
| 420200 | (1.00) |
| STATE GRANT REVENUE | (1.00) |
| 420300 | (1,197.83) |
| OTHER GRANT REVENUE | (1,197.83) |
| 420306 | (9,997.68) |
| OTHER CONTRACT REIMBURSEMENT | (9,997.68) |
| 4200 | (6,103.43) |
| FORENSIC SERVICES | (6,103.43) |
| 420100 | (6,103.43) |
| FEDERAL GRANT REVENUE | (6,103.43) |
| 4300 | (5,481,965.18) |
| MCCD-COUNTY APPROPRIATIONS (CDBG) | (5,481,965.18) |
| 420100 | (4,483,803.45) |
| FEDERAL GRANT REVENUE | (4,483,803.45) |
| 420102 | (35,738.41) |
| FEDERAL PROGRAM INCOME | (35,738.41) |
| 450300 | (962,423.32) |
| CONTRIBUTIONS | (962,423.32) |
| 4500 | (68,798.01) |
| MEMORIAL LIBRARY | (68,798.01) |
| 420100 | (11,735.54) |
| FEDERAL GRANT REVENUE | (11,735.54) |
| 420300 | (57,062.47) |
| OTHER GRANT REVENUE | (57,062.47) |
| 4900 | (58,499.60) |
| RECYCLE CENTERS | (58,499.60) |
| 420200 | (58,499.60) |
| STATE GRANT REVENUE | (58,499.60) |
| 5000 | (859,855.52) |
| AIRPORT | (859,855.52) |
| 420100 | (810,579.52) |

| | |
|---|---|
| FEDERAL GRANT REVENUE | (810,579.52) |
| 420200 | (49,276.00) |
| STATE GRANT REVENUE | (49,276.00) |
| 5100 | (539,745.97) |
| DISTRICT ATTORNEY | (539,745.97) |
| 420100 | (414,137.29) |
| FEDERAL GRANT REVENUE | (414,137.29) |
| 420200 | (53,571.44) |
| STATE GRANT REVENUE | (53,571.44) |
| 420106 | (72,037.24) |
| FEDERAL CONTRACT REIMBURSEMENT | (72,037.24) |
| 5200 | (4,252,286.30) |
| OFFICE OF HOMELAND SECURITY & EMERGENCY MANAGEMENT | (4,252,286.30) |
| 420100 | (4,315,458.88) |
| FEDERAL GRANT REVENUE | (4,315,458.88) |
| 420200 | 63,172.58 |
| STATE GRANT REVENUE | 63,172.58 |
| 5400 | (1,704,188.19) |
| JUVENILE PROBATION-ADMINISTRATIVE | (1,704,188.19) |
| 420200 | (1,704,188.19) |
| STATE GRANT REVENUE | (1,704,188.19) |
| 5401 | (1,355,750.72) |
| JUVENILE PROBATION-DETENTION | (1,355,750.72) |
| 420100 | (47,208.12) |
| FEDERAL GRANT REVENUE | (47,208.12) |
| 420200 | (1,304,797.60) |
| STATE GRANT REVENUE | (1,304,797.60) |
| 420306 | - |
| OTHER CONTRACT REIMBURSEMENT | - |
| 420106 | (3,745.00) |
| FEDERAL CONTRACT REIMBURSEMENT | (3,745.00) |
| 6000 | (172,736.38) |
| SHERIFF | (172,736.38) |
| 420100 | (172,736.38) |
| FEDERAL GRANT REVENUE | (172,736.38) |
| 420200 | - |
| STATE GRANT REVENUE | - |
| 6100 | (2,270.00) |
| SHERIFF HOMELAND SECURITY | (2,270.00) |
| 420300 | (2,270.00) |
| OTHER GRANT REVENUE | (2,270.00) |
| 6200 | (49,069.87) |
| SHERIFF CID | (49,069.87) |
| 420100 | (31,894.77) |
| FEDERAL GRANT REVENUE | (31,894.77) |
| 420106 | (17,175.10) |
| FEDERAL CONTRACT REIMBURSEMENT | (17,175.10) |
| 6201 | - |
| SHERIFF HOMICIDE VIOLENT CRIME | - |
| 420100 | - |
| FEDERAL GRANT REVENUE | - |
| 6202 | (85,166.54) |
| SHERIFF ORGANIZED CRIME | (85,166.54) |
| 420100 | (65,421.58) |
| FEDERAL GRANT REVENUE | (65,421.58) |

| | |
|---|---|
| 450200 | 0.01 |
| CONTRACT SERVICE REVENUE | 0.01 |
| 420106 | (19,744.97) |
| FEDERAL CONTRACT REIMBURSEMENT | (19,744.97) |
| 6300 | (52,371.22) |
| SHERIFF PATROL | (52,371.22) |
| 420100 | (52,371.22) |
| FEDERAL GRANT REVENUE | (52,371.22) |
| 420200 | - |
| STATE GRANT REVENUE | - |
| 420106 | - |
| FEDERAL CONTRACT REIMBURSEMENT | - |
| 6302 | (464,201.17) |
| SHERIFF PATROL WEST | (464,201.17) |
| 420200 | (296,178.55) |
| STATE GRANT REVENUE | (296,178.55) |
| 450300 | (167,598.86) |
| CONTRIBUTIONS | (167,598.86) |
| 420202 | (423.76) |
| STATE PROGRAM INCOME | (423.76) |
| 6601 | (268,608.22) |
| SHERIFF JAIL | (268,608.22) |
| 420100 | (268,608.22) |
| FEDERAL GRANT REVENUE | (268,608.22) |
| 7100 | (11,086.94) |
| CONSTABLE PRECINCT 1 | (11,086.94) |
| 420100 | (7,860.74) |
| FEDERAL GRANT REVENUE | (7,860.74) |
| 420200 | - |
| STATE GRANT REVENUE | - |
| 420300 | (3,226.20) |
| OTHER GRANT REVENUE | (3,226.20) |
| 7300 | (728.25) |
| CONSTABLE PRECINCT 3 | (728.25) |
| 420300 | (728.25) |
| OTHER GRANT REVENUE | (728.25) |
| 7400 | (5,195.43) |
| CONSTABLE PRECINCT 4 | (5,195.43) |
| 420100 | (3,625.43) |
| FEDERAL GRANT REVENUE | (3,625.43) |
| 420300 | (1,570.00) |
| OTHER GRANT REVENUE | (1,570.00) |
| 7500 | (59,896.31) |
| CONSTABLE PRECINCT 5 | (59,896.31) |
| 420100 | (8,686.30) |
| FEDERAL GRANT REVENUE | (8,686.30) |
| 420300 | (51,210.01) |
| OTHER GRANT REVENUE | (51,210.01) |
| 8101 | (31,432.00) |
| INDIGENT DEFENSE- CRIMINAL | (31,432.00) |
| 420200 | (31,432.00) |
| STATE GRANT REVENUE | (31,432.00) |
| 8340 | (156,889.89) |
| 359TH DISTRICT COURT | (156,889.89) |
| 420200 | (156,889.89) |

| | |
|---|---|
| STATE GRANT REVENUE | (156,889.89) |
| 9300 | (79,604.00) |
| COMMISSIONER PRECINCT 3 | (79,604.00) |
| 420100 | (79,604.00) |
| FEDERAL GRANT REVENUE | (79,604.00) |
| 9400 | (138,450.15) |
| COMMISSIONER PRECINCT 4 | (138,450.15) |
| 420100 | (133,502.40) |
| FEDERAL GRANT REVENUE | (133,502.40) |
| 420300 | (4,947.75) |
| OTHER GRANT REVENUE | (4,947.75) |
| 221 | (407,903.32) |
| HAVA | (407,903.32) |
| ELECTIONS ADMINISTRATOR | (407,805.26) |
| 420100 | (407,805.26) |
| FEDERAL GRANT REVENUE | (407,805.26) |
| 2502 | (98.06) |
| CONTRACT ELECTION DIRECT PAID | (98.06) |
| 450328 | (98.06) |
| SALE OF ASSETS | (98.06) |
| 300 | (38,953,543.30) |
| DEBT SERVICE | (38,953,543.30) |
| 1300 | (38,953,543.30) |
| DEBT SERVICE | (38,953,543.30) |
| 400100 | (37,362,213.92) |
| CURRENT TAXES | (37,362,213.92) |
| 400110 | (156,770.65) |
| DELINQUENT TAXES | (156,770.65) |
| 400140 | 67.75 |
| OTHER TAXES | 67.75 |
| 420304 | (403,637.84) |
| OTHER ALLOCATIONS | (403,637.84) |
| 440100 | (177,131.45) |
| INTEREST-BANK | (177,131.45) |
| INVESTMENT EARNINGS | (16,601.10) |
| 470100 | (837,256.09) |
| TRANSFERS IN | (837,256.09) |
| 333 | (485.79) |
| GL CONVERSION | (485.79) |
| 3333 | (485.79) |
| GL CONVERSION | (485.79) |
| 440100 | (1.60) |
| INTEREST-BANK | (1.60) |
| 440120 | (484.19) |
| INVESTMENT EARNINGS | (484.19) |
| 340 | (58,654,749.12) |
| GASB 34 CONVERSION | (58,654,749.12) |
| 3300 | - |
| PURCHASING AGENT | - |
| 450328 | - |
| SALE OF ASSETS | - |
| 9999 | - |
| BALANCE SHEET | - |
| 480200 | - |
| GAIN/LOSS ON SALE OF ASSETS | - |

| | |
|---|---|
| 1340 | (58,654,749.12) |
| GASB 34 CONVERSION | (58,654,749.12) |
| 400100 | (692,203.00) |
| CURRENT TAXES | (692,203.00) |
| 400140 | (24.68) |
| OTHER TAXES | (24.68) |
| 420100 | (137,641.65) |
| FEDERAL GRANT REVENUE | (137,641.65) |
| 450320 | (57,625,788.80) |
| MISCELLANEOUS | (57,625,788.80) |
| 480200 | (199,090.99) |
| GAIN/LOSS ON SALE OF ASSETS | (199,090.99) |
| 400 | (1,171,056.38) |
| LOCAL CAPITAL PROJECTS | (1,171,056.38) |
| 1400 | (300,000.00) |
| LOCAL CAPITAL PROJECTS | (300,000.00) |
| 450320 | - |
| MISCELLANEOUS | - |
| 450328 | (300,000.00) |
| SALE OF ASSETS | (300,000.00) |
| 3700 | (871,056.38) |
| TAX ASSESSOR/COLLECTOR | (871,056.38) |
| 400140 | (419,508.32) |
| OTHER TAXES | (419,508.32) |
| 440100 | (451,548.06) |
| INTEREST-BANK | (451,548.06) |
| 401 | (703,295.04) |
| C/P REVENUE TOLL BONDS 10 | (703,295.04) |
| 1401 | (703,295.04) |
| C/P REVENUE TOLL BONDS 10 | (703,295.04) |
| INTEREST-BANK | (2,717.48) |
| 440120 | (700,577.56) |
| INVESTMENT EARNINGS | (700,577.56) |
| 402 | (11,620.82) |
| C/P CERTIFICATES OF OBLIGATION 2012 | (11,620.82) |
| 1402 | (11,620.82) |
| C/P CERTIFICATES OF OBLIGATION 2012 | (11,620.82) |
| 440100 | (1,321.53) |
| INTEREST-BANK | (1,321.53) |
| 440120 | (10,299.29) |
| INVESTMENT EARNINGS | (10,299.29) |
| 403 | (0.01) |
| C/P PASS THRU TOLL PROJECTS | (0.01) |
| 1403 | (0.01) |
| C/P PASS THRU TOLL PROJECTS | (0.01) |
| 420206 | (0.01) |
| STATE CONTRACT REIMBURSEMENT | (0.01) |
| 440100 | - |
| INTEREST-BANK | - |
| 450200 | - |
| CONTRACT SERVICE REVENUE | - |
| 404 | (69,329.27) |
| C/P ROAD BONDS 2016 | (69,329.27) |
| 1404 | (69,329.27) |
| C/P ROAD BONDS 2016 | (69,329.27) |

| | |
|---|---|
| 440100 | (427.66) |
| INTEREST-BANK | (427.66) |
| 440120 | (68,901.61) |
| INVESTMENT EARNINGS | (68,901.61) |
| 405 | (235,459.10) |
| C/P ROAD BONDS 2016A | (235,459.10) |
| 1405 | (235,459.10) |
| C/P ROAD BONDS 2016A | (235,459.10) |
| 440100 | (5,358.23) |
| INTEREST-BANK | (5,358.23) |
| 440120 | (230,100.87) |
| INVESTMENT EARNINGS | (230,100.87) |
| 406 | (377,822.24) |
| C/P ROAD BONDS 2018 | (377,822.24) |
| 1406 | (377,822.24) |
| C/P ROAD BONDS 2018 | (377,822.24) |
| 440100 | (377,822.24) |
| INTEREST-BANK | (377,822.24) |
| 407 | (1,046,982.00) |
| C/P ROAD BONDS 2018B | (1,046,982.00) |
| 1407 | (1,046,982.00) |
| C/P ROAD BONDS 2018B | (1,046,982.00) |
| INTEREST-BANK | (1,046,982.00) |
| 408 | (19,624.00) |
| C/P SHERIFF'S PROJECTS | (19,624.00) |
| 1408 | (19,624.00) |
| SHERIFF PROJECTS | (19,624.00) |
| 450320 | (19,624.00) |
| MISCELLANEOUS | (19,624.00) |
| 500 | (40,886,381.57) |
| SELF INSURANCE | (40,886,381.57) |
| 1500 | - |
| SELF INSURANCE | - |
| 2201 | (40,886,381.57) |
| SELF INSURANCE | (40,886,381.57) |
| 430232 | (30,614,200.98) |
| COUNTY FUNDING | (30,614,200.98) |
| 430240 | (1,628,696.46) |
| EMPLOYEE/RETIREE FUNDING | (1,628,696.46) |
| 430242 | (340,888.46) |
| COBRA FUNDING | (340,888.46) |
| 430244 | (44,024.03) |
| THIRD PARTY REIMBURSEMENT | (44,024.03) |
| STOP LOSS REIMBURSEMENT | (3,398,695.87) |
| 430248 | (1,133,728.21) |
| RX REBATES | (1,133,728.21) |
| MEDICAL CLAIMS REFUNDS | (66,039.33) |
| 430252 | (974.06) |
| COBRA ADMINISTRATION FEE | (974.06) |
| 430254 | (280,086.71) |
| CONTRACT FUNDING | (280,086.71) |
| 430256 | (1,030,053.27) |
| OPERATING SUBSIDY | (1,030,053.27) |
| EMPLOYEE CONTRIBUTION-EMPLOYEE ONLY | (182,110.00) |
| 430262 | (365,840.00) |

| | |
|---|---|
| EMPLOYEE CONTRIBUTION-EMPLOYEE AND SPOUSE | (365,840.00) |
| EMPLOYEE CONTRIBUTION-EMPLOYEE AND CHILD | (394,415.00) |
| 430266 | (1,131,610.00) |
| EMPLOYEE CONTRIBUTION-EMPLOYEE AND FAMILY | (1,131,610.00) |
| 430268 | (266,280.95) |
| SUPPLEMENTAL LIFE EMPLOYEE PREMIUM | (266,280.95) |
| 430270 | (5,738.24) |
| DEPENDENT LIFE EMPLOYEE PREMIUM | (5,738.24) |
| 450328 | (3,000.00) |
| SALE OF ASSETS | (3,000.00) |
| 501 | (1,668,247.14) |
| WORKERS' COMPENSATION | (1,668,247.14) |
| 2203 | (1,668,247.14) |
| WORKERS COMPENSATION | (1,668,247.14) |
| 430232 | (1,350,000.00) |
| COUNTY FUNDING | (1,350,000.00) |
| 430244 | (46,504.71) |
| THIRD PARTY REIMBURSEMENT | (46,504.71) |
| 430254 | (271,742.43) |
| CONTRACT FUNDING | (271,742.43) |
| 502 | (2,167,333.89) |
| PROPERTY/CASUALTY | (2,167,333.89) |
| 2202 | (95,779.52) |
| PROPERTY/CASUALTY | (95,779.52) |
| THIRD PARTY REIMBURSEMENT | (95,779.52) |
| 2203 | (2,071,554.37) |
| WORKERS COMPENSATION | (2,071,554.37) |
| 430232 | (2,000,000.00) |
| COUNTY FUNDING | (2,000,000.00) |
| 430244 | (71,554.37) |
| THIRD PARTY REIMBURSEMENT | (71,554.37) |
| 999 | - |
| DEFAULT ZONE FUND | - |
| CAPITAL ROAD PROJECTS | - |
| 450320 | - |
| MISCELLANEOUS | - |
| (blank) | |
| (blank) | |
| (blank) | |
| (blank) | |
| (blank) | |
| (blank) | |
| 222 | (25,302,982.02) |
| JAIL PASS THRU | (25,302,982.02) |
| SHERIFF JAIL | (25,302,982.02) |
| 420108 | (25,302,982.02) |
| FEDERAL INMATE HOUSING | (25,302,982.02) |

# MONTGOMERY COUNTY, TEXAS

REPORT OF EXPENDITURES

For Year Ended September 30, 2021

March 15, 2021

| | Sum of NetTransactionAmount |
|---|---|
| 100 | 85,900,069.95 |
| GENERAL OPERATIONS | 85,900,069.95 |
| 2000 | 191,442.41 |
| COUNTY JUDGE | 191,442.41 |
| 710100 | 54,426.74 |
| SALARY/OFFICIAL-DEPARTMENT HEAD | 54,426.74 |
| 710110 | 78,535.54 |
| SALARY/REGULAR | 78,535.54 |
| 710130 | 1,192.64 |
| SALARY/OVERTIME | 1,192.64 |
| 710140 | 679.33 |
| SALARY/CELL PHONE ALLOWANCE | 679.33 |
| 720100 | 8,608.89 |
| SOCIAL SECURITY | 8,608.89 |
| 720110 | 17,525.90 |
| EMPLOYEE INSURANCE | 17,525.90 |
| 720120 | 16,539.10 |
| RETIREMENT | 16,539.10 |
| 720140 | 572.41 |
| STATE UNEMPLOYMENT TAX | 572.41 |
| 730100 | 6,939.98 |
| OFFICE SUPPLIES | 6,939.98 |
| 730370 | 52.00 |
| PERIODICALS | 52.00 |
| 740510 | 475.00 |
| PROFESSIONAL DEVELOPMENT | 475.00 |
| 740530 | 151.96 |
| MOBILE PHONE AND DATA | 151.96 |
| 740540 | 188.50 |
| TRAVEL EXPENSE | 188.50 |
| 740656 | 2,810.95 |
| RENT AND LEASES | 2,810.95 |
| 740660 | 5.97 |
| EQUIPMENT RENTAL | 5.97 |
| 740720 | 2,737.50 |
| INDIGENT INTERMENT | 2,737.50 |
| 2100 | 220,334.76 |
| HUMAN RESOURCES | 220,334.76 |
| 710100 | 49,233.16 |
| SALARY/OFFICIAL-DEPARTMENT HEAD | 49,233.16 |
| 710110 | 98,127.09 |
| SALARY/REGULAR | 98,127.09 |
| 710140 | 339.66 |
| SALARY/CELL PHONE ALLOWANCE | 339.66 |
| 720100 | 10,653.50 |
| SOCIAL SECURITY | 10,653.50 |
| 720110 | 27,357.90 |
| EMPLOYEE INSURANCE | 27,357.90 |

| | |
|---|---|
| 720120 | 18,122.87 |
| RETIREMENT | 18,122.87 |
| 720140 | 1,192.62 |
| STATE UNEMPLOYMENT TAX | 1,192.62 |
| 730100 | 2,123.62 |
| OFFICE SUPPLIES | 2,123.62 |
| 740120 | 418.05 |
| MEDICAL SERVICES | 418.05 |
| 740512 | 5,629.50 |
| PROFESSIONAL SERVICES | 5,629.50 |
| 740516 | 2,981.01 |
| PROFESSIONAL SERVICES-URINALYSIS | 2,981.01 |
| 740580 | 100.16 |
| PRINTING | 100.16 |
| 740640 | - |
| CONTRACT SERVICES | - |
| 740660 | 3,665.64 |
| EQUIPMENT RENTAL | 3,665.64 |
| 740680 | 319.00 |
| MEMBERSHIP/ASSOCIATION DUES | 319.00 |
| 730101 | 70.98 |
| FOOD SUPPLIES | 70.98 |
| 2200 | 318,118.49 |
| RISK MANAGEMENT | 318,118.49 |
| 710100 | 45,868.49 |
| SALARY/OFFICIAL-DEPARTMENT HEAD | 45,868.49 |
| 710110 | 166,770.38 |
| SALARY/REGULAR | 166,770.38 |
| 710140 | 346.47 |
| SALARY/CELL PHONE ALLOWANCE | 346.47 |
| 720100 | 15,878.29 |
| SOCIAL SECURITY | 15,878.29 |
| 720110 | 41,032.98 |
| EMPLOYEE INSURANCE | 41,032.98 |
| 720120 | 26,133.24 |
| RETIREMENT | 26,133.24 |
| 720140 | 1,841.38 |
| STATE UNEMPLOYMENT TAX | 1,841.38 |
| 730100 | 2,173.66 |
| OFFICE SUPPLIES | 2,173.66 |
| 730240 | 82.84 |
| FUEL | 82.84 |
| 730250 | 100.00 |
| SHOP SUPPLIES | 100.00 |
| 730370 | 536.99 |
| PERIODICALS | 536.99 |
| 730390 | 1,919.10 |
| MEDICAL SUPPLIES | 1,919.10 |
| 740120 | - |
| MEDICAL SERVICES | - |
| 740510 | 349.89 |
| PROFESSIONAL DEVELOPMENT | 349.89 |
| 740512 | 9,754.75 |
| PROFESSIONAL SERVICES | 9,754.75 |
| 740530 | 839.25 |

| | |
|---|---|
| MOBILE PHONE AND DATA | 839.25 |
| 740550 | 3,119.75 |
| SAFETY PROGRAM | 3,119.75 |
| 740640 | - |
| CONTRACT SERVICES | - |
| 740660 | 1,099.19 |
| EQUIPMENT RENTAL | 1,099.19 |
| 740680 | 200.00 |
| MEMBERSHIP/ASSOCIATION DUES | 200.00 |
| 740952 | - |
| BONDS-SURETY | - |
| 730101 | 71.84 |
| FOOD SUPPLIES | 71.84 |
| 2300 | 893,259.48 |
| COUNTY CLERK | 893,259.48 |
| 710100 | 46,864.98 |
| SALARY/OFFICIAL-DEPARTMENT HEAD | 46,864.98 |
| 710110 | 546,373.46 |
| SALARY/REGULAR | 546,373.46 |
| 720100 | 43,746.58 |
| SOCIAL SECURITY | 43,746.58 |
| 720110 | 153,017.63 |
| EMPLOYEE INSURANCE | 153,017.63 |
| 720120 | 72,790.90 |
| RETIREMENT | 72,790.90 |
| 720140 | 6,700.17 |
| STATE UNEMPLOYMENT TAX | 6,700.17 |
| 730100 | 6,262.44 |
| OFFICE SUPPLIES | 6,262.44 |
| 730170 | 3,372.69 |
| BIRTH CERTIFICATES | 3,372.69 |
| 730210 | 2,478.03 |
| DATA PROCESSING SUPPLIES | 2,478.03 |
| 740512 | 800.00 |
| PROFESSIONAL SERVICES | 800.00 |
| 740660 | 10,677.60 |
| EQUIPMENT RENTAL | 10,677.60 |
| 740680 | 175.00 |
| MEMBERSHIP/ASSOCIATION DUES | 175.00 |
| 2302 | 160,058.33 |
| COURT COLLECTIONS | 160,058.33 |
| 710110 | 95,959.68 |
| SALARY/REGULAR | 95,959.68 |
| 720100 | 6,988.46 |
| SOCIAL SECURITY | 6,988.46 |
| 720110 | 25,351.30 |
| EMPLOYEE INSURANCE | 25,351.30 |
| 720120 | 11,774.29 |
| RETIREMENT | 11,774.29 |
| 720140 | 1,170.34 |
| STATE UNEMPLOYMENT TAX | 1,170.34 |
| 730100 | 133.55 |
| OFFICE SUPPLIES | 133.55 |
| 730110 | 7,162.90 |
| POSTAGE | 7,162.90 |

| | |
|---|---|
| 740512 | 1,336.94 |
| PROFESSIONAL SERVICES | 1,336.94 |
| 740640 | 7,252.71 |
| CONTRACT SERVICES | 7,252.71 |
| 740660 | 2,828.16 |
| EQUIPMENT RENTAL | 2,828.16 |
| 740680 | 100.00 |
| MEMBERSHIP/ASSOCIATION DUES | 100.00 |
| 2400 | 116,635.76 |
| VETERANS SERVICE | 116,635.76 |
| 710100 | 30,539.03 |
| SALARY/OFFICIAL-DEPARTMENT HEAD | 30,539.03 |
| 710110 | 48,262.37 |
| SALARY/REGULAR | 48,262.37 |
| 720100 | 5,750.31 |
| SOCIAL SECURITY | 5,750.31 |
| 720110 | 18,238.60 |
| EMPLOYEE INSURANCE | 18,238.60 |
| 720120 | 9,669.02 |
| RETIREMENT | 9,669.02 |
| 720140 | 798.75 |
| STATE UNEMPLOYMENT TAX | 798.75 |
| 730100 | 813.67 |
| OFFICE SUPPLIES | 813.67 |
| 740660 | 2,354.01 |
| EQUIPMENT RENTAL | 2,354.01 |
| 740680 | 210.00 |
| MEMBERSHIP/ASSOCIATION DUES | 210.00 |
| 2500 | 881,248.04 |
| ELECTIONS ADMINISTRATOR | 881,248.04 |
| 710100 | 31,858.36 |
| SALARY/OFFICIAL-DEPARTMENT HEAD | 31,858.36 |
| 710110 | 458,954.84 |
| SALARY/REGULAR | 458,954.84 |
| 710130 | 97,110.00 |
| SALARY/OVERTIME | 97,110.00 |
| 720100 | 44,461.42 |
| SOCIAL SECURITY | 44,461.42 |
| 720110 | 56,901.74 |
| EMPLOYEE INSURANCE | 56,901.74 |
| 720120 | 22,298.66 |
| RETIREMENT | 22,298.66 |
| 720140 | 11,216.18 |
| STATE UNEMPLOYMENT TAX | 11,216.18 |
| 730100 | 10,673.70 |
| OFFICE SUPPLIES | 10,673.70 |
| 730210 | 5,347.48 |
| DATA PROCESSING SUPPLIES | 5,347.48 |
| 730240 | 203.55 |
| FUEL | 203.55 |
| 730250 | 1,039.52 |
| SHOP SUPPLIES | 1,039.52 |
| 730320 | 2,025.66 |
| IT HARDWARE | 2,025.66 |
| 730330 | 1,423.71 |

| | |
|---|---|
| IT SOFTWARE | 1,423.71 |
| 740140 | 586.97 |
| VEHICLE MAINTENANCE | 586.97 |
| 740420 | 74.98 |
| COURIER SERVICE | 74.98 |
| 740512 | 105,872.13 |
| PROFESSIONAL SERVICES | 105,872.13 |
| 740530 | 4,630.27 |
| MOBILE PHONE AND DATA | 4,630.27 |
| 740540 | 3,226.63 |
| TRAVEL EXPENSE | 3,226.63 |
| 740580 | 20,480.00 |
| PRINTING | 20,480.00 |
| 740628 | 768.00 |
| TELEPHONE-FIBER OPTIC-RESTRICTED | 768.00 |
| 740640 | 555.96 |
| CONTRACT SERVICES | 555.96 |
| 740654 | 930.00 |
| COMMUNITY BUILDING/VOTING BOX | 930.00 |
| 740656 | 419.88 |
| RENT AND LEASES | 419.88 |
| 740660 | 188.40 |
| EQUIPMENT RENTAL | 188.40 |
| 2501 | 47,214.96 |
| VOTER REGISTRATION | 47,214.96 |
| 710110 | 18,066.97 |
| SALARY/REGULAR | 18,066.97 |
| 710130 | 5,277.63 |
| SALARY/OVERTIME | 5,277.63 |
| 720100 | 1,785.86 |
| SOCIAL SECURITY | 1,785.86 |
| 720140 | 544.54 |
| STATE UNEMPLOYMENT TAX | 544.54 |
| 730100 | 1,536.00 |
| OFFICE SUPPLIES | 1,536.00 |
| 730320 | 18,337.09 |
| IT HARDWARE | 18,337.09 |
| 730330 | 1,416.87 |
| IT SOFTWARE | 1,416.87 |
| 740512 | 250.00 |
| PROFESSIONAL SERVICES | 250.00 |
| 2600 | 4,325,123.02 |
| INFORMATION TECHNOLOGY | 4,325,123.02 |
| 710100 | 46,152.89 |
| SALARY/OFFICIAL-DEPARTMENT HEAD | 46,152.89 |
| 710110 | 911,632.71 |
| SALARY/REGULAR | 911,632.71 |
| 710130 | 3,314.76 |
| SALARY/OVERTIME | 3,314.76 |
| 710140 | 2,115.70 |
| SALARY/CELL PHONE ALLOWANCE | 2,115.70 |
| 720100 | 71,833.44 |
| SOCIAL SECURITY | 71,833.44 |
| 720110 | 159,061.12 |
| EMPLOYEE INSURANCE | 159,061.12 |

| | |
|---|---|
| 720120 | 118,186.46 |
| RETIREMENT | 118,186.46 |
| 720140 | 7,899.88 |
| STATE UNEMPLOYMENT TAX | 7,899.88 |
| 730100 | 4,261.27 |
| OFFICE SUPPLIES | 4,261.27 |
| 730110 | 18,872.78 |
| POSTAGE | 18,872.78 |
| 730210 | 34,320.40 |
| DATA PROCESSING SUPPLIES | 34,320.40 |
| 730240 | 762.37 |
| FUEL | 762.37 |
| 730320 | 156,708.13 |
| IT HARDWARE | 156,708.13 |
| 730330 | 167,495.91 |
| IT SOFTWARE | 167,495.91 |
| 730332 | 21,960.50 |
| TELEPHONE-REPAIRS/REPLACEMENT-RESTRICTED | 21,960.50 |
| 730380 | 81.14 |
| AUDIO/VISUAL SUPPLIES | 81.14 |
| 740110 | 2,041,202.80 |
| IT SOFTWARE MAINTENANCE | 2,041,202.80 |
| 740140 | 770.98 |
| VEHICLE MAINTENANCE | 770.98 |
| 740420 | 3,961.42 |
| COURIER SERVICE | 3,961.42 |
| 740512 | 75,536.90 |
| PROFESSIONAL SERVICES | 75,536.90 |
| 740530 | 15,803.49 |
| MOBILE PHONE AND DATA | 15,803.49 |
| 740620 | 380.00 |
| ELECTRICITY | 380.00 |
| 740628 | 84,873.60 |
| TELEPHONE-FIBER OPTIC-RESTRICTED | 84,873.60 |
| 740640 | 118,472.50 |
| CONTRACT SERVICES | 118,472.50 |
| 740660 | 837.45 |
| EQUIPMENT RENTAL | 837.45 |
| 750800 | 2,537.50 |
| MAJOR PROJECTS | 2,537.50 |
| 790100 | (8,362.20) |
| REIMBURSEMENTS CLEARING | (8,362.20) |
| 740627 | 261,155.12 |
| TELEPHONE-RESTRICTED | 261,155.12 |
| 740100 | 3,294.00 |
| IT HARDWARE MAINTENANCE | 3,294.00 |
| 2700 | 1,309,825.92 |
| DISTRICT CLERK | 1,309,825.92 |
| 710100 | 46,864.98 |
| SALARY/OFFICIAL-DEPARTMENT HEAD | 46,864.98 |
| 710110 | 803,474.56 |
| SALARY/REGULAR | 803,474.56 |
| 720100 | 62,517.17 |
| SOCIAL SECURITY | 62,517.17 |
| 720110 | 255,300.80 |

| | |
|---|---|
| EMPLOYEE INSURANCE | 255,300.80 |
| 720120 | 104,336.88 |
| RETIREMENT | 104,336.88 |
| 720140 | 10,652.24 |
| STATE UNEMPLOYMENT TAX | 10,652.24 |
| 730100 | 8,011.93 |
| OFFICE SUPPLIES | 8,011.93 |
| 740510 | 650.00 |
| PROFESSIONAL DEVELOPMENT | 650.00 |
| 740660 | 18,260.16 |
| EQUIPMENT RENTAL | 18,260.16 |
| 740680 | 175.00 |
| MEMBERSHIP/ASSOCIATION DUES | 175.00 |
| 790100 | (417.80) |
| REIMBURSEMENTS CLEARING | (417.80) |
| 2800 | 1,232,221.35 |
| COUNTY ATTORNEY | 1,232,221.35 |
| 710100 | 64,769.47 |
| SALARY/OFFICIAL-DEPARTMENT HEAD | 64,769.47 |
| 710110 | 783,077.53 |
| SALARY/REGULAR | 783,077.53 |
| 710130 | (3,134.36) |
| SALARY/OVERTIME | (3,134.36) |
| 710140 | 599.68 |
| SALARY/CELL PHONE ALLOWANCE | 599.68 |
| 710150 | - |
| SALARY/SPECIAL PAY | - |
| 720100 | 62,638.88 |
| SOCIAL SECURITY | 62,638.88 |
| 720110 | 134,523.64 |
| EMPLOYEE INSURANCE | 134,523.64 |
| 720120 | 108,090.82 |
| RETIREMENT | 108,090.82 |
| 720140 | 6,443.45 |
| STATE UNEMPLOYMENT TAX | 6,443.45 |
| 730100 | 5,085.70 |
| OFFICE SUPPLIES | 5,085.70 |
| 730120 | 11,450.98 |
| BOOK SUPPLEMENTS | 11,450.98 |
| 730370 | 116.92 |
| PERIODICALS | 116.92 |
| 740220 | 42,213.00 |
| LEGAL/LITIGATION COSTS | 42,213.00 |
| 740504 | 3,826.00 |
| ONLINE SERVICES | 3,826.00 |
| 740510 | 3,120.65 |
| PROFESSIONAL DEVELOPMENT | 3,120.65 |
| 740540 | 654.28 |
| TRAVEL EXPENSE | 654.28 |
| 740580 | 185.00 |
| PRINTING | 185.00 |
| 740640 | 454.50 |
| CONTRACT SERVICES | 454.50 |
| 740660 | 7,675.79 |
| EQUIPMENT RENTAL | 7,675.79 |

| | |
|---|---|
| 740970 | 429.42 |
| FREIGHT AND HANDLING | 429.42 |
| 790100 | - |
| REIMBURSEMENTS CLEARING | - |
| 2801 | 1,464.12 |
| COUNTY ATTORNEY STATE FUNDS | 1,464.12 |
| 730100 | 158.12 |
| OFFICE SUPPLIES | 158.12 |
| 740220 | (1,273.40) |
| LEGAL/LITIGATION COSTS | (1,273.40) |
| 740230 | 276.00 |
| LITIGATION EXPENSES | 276.00 |
| 740510 | 130.00 |
| PROFESSIONAL DEVELOPMENT | 130.00 |
| 740680 | 900.00 |
| MEMBERSHIP/ASSOCIATION DUES | 900.00 |
| 740450 | 1,273.40 |
| SERVICE/CITATIONS | 1,273.40 |
| 3000 | 1,157,405.45 |
| BUILDING CUSTODIAL SERVICES | 1,157,405.45 |
| 710100 | 39,877.44 |
| SALARY/OFFICIAL-DEPARTMENT HEAD | 39,877.44 |
| 710110 | 644,737.57 |
| SALARY/REGULAR | 644,737.57 |
| 710130 | 44,164.11 |
| SALARY/OVERTIME | 44,164.11 |
| 720100 | 54,367.87 |
| SOCIAL SECURITY | 54,367.87 |
| 720110 | 166,143.68 |
| EMPLOYEE INSURANCE | 166,143.68 |
| 720120 | 89,421.22 |
| RETIREMENT | 89,421.22 |
| 720140 | 10,132.14 |
| STATE UNEMPLOYMENT TAX | 10,132.14 |
| 730100 | 1,164.68 |
| OFFICE SUPPLIES | 1,164.68 |
| 730140 | 73,548.58 |
| JANITOR SUPPLIES | 73,548.58 |
| 730220 | 4,125.65 |
| REPLACEMENTS | 4,125.65 |
| 730240 | 3,470.75 |
| FUEL | 3,470.75 |
| 730250 | 370.39 |
| SHOP SUPPLIES | 370.39 |
| 730260 | 2,430.01 |
| VEHICLE SUPPLIES | 2,430.01 |
| 730310 | 3,023.28 |
| UNIFORMS | 3,023.28 |
| 730390 | 47.40 |
| MEDICAL SUPPLIES | 47.40 |
| 740140 | 2,282.35 |
| VEHICLE MAINTENANCE | 2,282.35 |
| 740512 | 5,093.17 |
| PROFESSIONAL SERVICES | 5,093.17 |
| 740530 | 2,894.43 |

| | |
|---|---|
| MOBILE PHONE AND DATA | 2,894.43 |
| 740660 | 2,206.71 |
| EQUIPMENT RENTAL | 2,206.71 |
| 750400 | 7,904.02 |
| CAPITAL OUTLAY-FURNITURE FIXTURES AND EQUIPMENT | 7,904.02 |
| 3100 | 3,233,740.97 |
| BUILDING MAINTENANCE/CONSTRUCTION | 3,233,740.97 |
| 710100 | 44,166.63 |
| SALARY/OFFICIAL-DEPARTMENT HEAD | 44,166.63 |
| 710110 | 817,567.65 |
| SALARY/REGULAR | 817,567.65 |
| 710120 | - |
| SALARY/OTHER | - |
| 710130 | 44,449.16 |
| SALARY/OVERTIME | 44,449.16 |
| 720100 | 68,522.99 |
| SOCIAL SECURITY | 68,522.99 |
| 720110 | 203,623.32 |
| EMPLOYEE INSURANCE | 203,623.32 |
| 720120 | 113,364.72 |
| RETIREMENT | 113,364.72 |
| 720140 | 9,150.11 |
| STATE UNEMPLOYMENT TAX | 9,150.11 |
| 730100 | 1,122.33 |
| OFFICE SUPPLIES | 1,122.33 |
| 730140 | 29.50 |
| JANITOR SUPPLIES | 29.50 |
| 730220 | 217,917.12 |
| REPLACEMENTS | 217,917.12 |
| 730240 | 35,673.21 |
| FUEL | 35,673.21 |
| 730250 | 14,073.80 |
| SHOP SUPPLIES | 14,073.80 |
| 730310 | 927.60 |
| UNIFORMS | 927.60 |
| 740140 | 16,536.77 |
| VEHICLE MAINTENANCE | 16,536.77 |
| 740150 | 13,461.08 |
| LANDSCAPE MAINTENANCE | 13,461.08 |
| 740512 | 70,580.53 |
| PROFESSIONAL SERVICES | 70,580.53 |
| 740530 | 5,639.12 |
| MOBILE PHONE AND DATA | 5,639.12 |
| 740620 | 948,098.00 |
| ELECTRICITY | 948,098.00 |
| 740622 | 47,292.61 |
| GAS | 47,292.61 |
| 740624 | 240,738.69 |
| WATER AND SEWER | 240,738.69 |
| 740640 | 77,639.37 |
| CONTRACT SERVICES | 77,639.37 |
| 740660 | 4,155.73 |
| EQUIPMENT RENTAL | 4,155.73 |
| 740750 | 18,264.23 |
| REMODEL | 18,264.23 |

| | |
|---|---|
| 750600 | 172,395.00 |
| CAPITAL OUTLAY-VEHICLES | 172,395.00 |
| 750800 | 48,846.94 |
| MAJOR PROJECTS | 48,846.94 |
| 790100 | (495.24) |
| REIMBURSEMENTS CLEARING | (495.24) |
| 3200 | 204,020.15 |
| OTHER | 204,020.15 |
| 740500 | 4,020.15 |
| ECONOMIC DEVELOPMENT | 4,020.15 |
| 740640 | 200,000.00 |
| CONTRACT SERVICES | 200,000.00 |
| 3210 | 2,202,499.28 |
| NON-DEPARTMENTAL | 2,202,499.28 |
| 720140 | - |
| STATE UNEMPLOYMENT TAX | - |
| 730100 | 376.38 |
| OFFICE SUPPLIES | 376.38 |
| 730110 | 221,565.56 |
| POSTAGE | 221,565.56 |
| 730370 | 81.00 |
| PERIODICALS | 81.00 |
| 740220 | - |
| LEGAL/LITIGATION COSTS | - |
| 740310 | 500.00 |
| APPOINTED ATTORNEY-CIVIL | 500.00 |
| 740400 | 50,000.00 |
| AUDIT | 50,000.00 |
| 740502 | 1,045,665.90 |
| CENTRAL APPRAISAL DISTRICT | 1,045,665.90 |
| 740512 | 116,610.00 |
| PROFESSIONAL SERVICES | 116,610.00 |
| 740570 | 5,758.50 |
| ADVERTISING | 5,758.50 |
| 740580 | 21,422.00 |
| PRINTING | 21,422.00 |
| 740640 | 703,794.09 |
| CONTRACT SERVICES | 703,794.09 |
| 740642 | 15,000.00 |
| SOIL CONSERVATION | 15,000.00 |
| 740680 | 20,669.84 |
| MEMBERSHIP/ASSOCIATION DUES | 20,669.84 |
| 740970 | 21.02 |
| FREIGHT AND HANDLING | 21.02 |
| 740627 | 1,045.11 |
| TELEPHONE-RESTRICTED | 1,045.11 |
| 730410 | (10.12) |
| INVOICE TOLERANCE* | (10.12) |
| 3220 | 44,810.31 |
| ALTERNATE DISPUTE RESOLUTION | 44,810.31 |
| 740512 | 44,810.31 |
| PROFESSIONAL SERVICES | 44,810.31 |
| 3230 | 44,489.06 |
| DEPARTMENT OF PUBLIC SAFETY | 44,489.06 |
| 710110 | 28,851.20 |

| | |
|---|---|
| SALARY/REGULAR | 28,851.20 |
| 720100 | 2,161.58 |
| SOCIAL SECURITY | 2,161.58 |
| 720110 | 9,116.72 |
| EMPLOYEE INSURANCE | 9,116.72 |
| 720120 | 3,539.98 |
| RETIREMENT | 3,539.98 |
| 720140 | 370.36 |
| STATE UNEMPLOYMENT TAX | 370.36 |
| 730100 | 449.22 |
| OFFICE SUPPLIES | 449.22 |
| 3240 | 6,250.00 |
| HISTORICAL COMMISSION | 6,250.00 |
| 740512 | 6,250.00 |
| PROFESSIONAL SERVICES | 6,250.00 |
| 3250 | 20,534.16 |
| CHILD WELFARE | 20,534.16 |
| 710120 | 900.00 |
| SALARY/OTHER | 900.00 |
| 730160 | 5,667.67 |
| CLOTHING | 5,667.67 |
| 730170 | 16.00 |
| BIRTH CERTIFICATES | 16.00 |
| 740120 | 1,800.00 |
| MEDICAL SERVICES | 1,800.00 |
| 740512 | 148.62 |
| PROFESSIONAL SERVICES | 148.62 |
| 740530 | 107.53 |
| MOBILE PHONE AND DATA | 107.53 |
| 740560 | 899.08 |
| TRANSPORTATION | 899.08 |
| 740770 | 10,560.00 |
| ALLOWANCE | 10,560.00 |
| 740627 | 435.26 |
| TELEPHONE-RESTRICTED | 435.26 |
| 3300 | 415,528.65 |
| PURCHASING AGENT | 415,528.65 |
| 710100 | 44,687.46 |
| SALARY/OFFICIAL-DEPARTMENT HEAD | 44,687.46 |
| 710110 | 246,944.35 |
| SALARY/REGULAR | 246,944.35 |
| 720100 | 21,385.07 |
| SOCIAL SECURITY | 21,385.07 |
| 720110 | 54,715.80 |
| EMPLOYEE INSURANCE | 54,715.80 |
| 720120 | 35,783.12 |
| RETIREMENT | 35,783.12 |
| 720140 | 2,477.11 |
| STATE UNEMPLOYMENT TAX | 2,477.11 |
| 730100 | 2,669.84 |
| OFFICE SUPPLIES | 2,669.84 |
| 740110 | 3,960.00 |
| IT SOFTWARE MAINTENANCE | 3,960.00 |
| 740510 | 1,992.00 |
| PROFESSIONAL DEVELOPMENT | 1,992.00 |

| | |
|---|---|
| 740530 | 379.90 |
| MOBILE PHONE AND DATA | 379.90 |
| 740680 | 534.00 |
| MEMBERSHIP/ASSOCIATION DUES | 534.00 |
| 790100 | - |
| REIMBURSEMENTS CLEARING | - |
| 3400 | 793,076.40 |
| COUNTY AUDITOR | 793,076.40 |
| 710100 | 49,461.40 |
| SALARY/OFFICIAL-DEPARTMENT HEAD | 49,461.40 |
| 710110 | 504,666.35 |
| SALARY/REGULAR | 504,666.35 |
| 710130 | 3,222.28 |
| SALARY/OVERTIME | 3,222.28 |
| 720100 | 41,147.62 |
| SOCIAL SECURITY | 41,147.62 |
| 720110 | 106,090.92 |
| EMPLOYEE INSURANCE | 106,090.92 |
| 720120 | 68,386.99 |
| RETIREMENT | 68,386.99 |
| 720140 | 5,105.83 |
| STATE UNEMPLOYMENT TAX | 5,105.83 |
| 730100 | 3,407.01 |
| OFFICE SUPPLIES | 3,407.01 |
| 730240 | 61.92 |
| FUEL | 61.92 |
| 730330 | 3,000.00 |
| IT SOFTWARE | 3,000.00 |
| 740510 | 415.00 |
| PROFESSIONAL DEVELOPMENT | 415.00 |
| 740530 | 601.71 |
| MOBILE PHONE AND DATA | 601.71 |
| 740660 | 8,361.16 |
| EQUIPMENT RENTAL | 8,361.16 |
| 740680 | 240.00 |
| MEMBERSHIP/ASSOCIATION DUES | 240.00 |
| 740970 | 8.21 |
| FREIGHT AND HANDLING | 8.21 |
| 790100 | (1,100.00) |
| REIMBURSEMENTS CLEARING | (1,100.00) |
| 3500 | 116,863.52 |
| BUDGET OFFICE | 116,863.52 |
| 710100 | 44,230.75 |
| SALARY/OFFICIAL-DEPARTMENT HEAD | 44,230.75 |
| 710110 | 39,541.56 |
| SALARY/REGULAR | 39,541.56 |
| 710140 | 339.66 |
| SALARY/CELL PHONE ALLOWANCE | 339.66 |
| 720100 | 6,305.13 |
| SOCIAL SECURITY | 6,305.13 |
| 720110 | 13,678.95 |
| EMPLOYEE INSURANCE | 13,678.95 |
| 720120 | 10,320.55 |
| RETIREMENT | 10,320.55 |
| 720140 | 609.60 |

| | |
|---|---|
| STATE UNEMPLOYMENT TAX | 609.60 |
| 730100 | 98.49 |
| OFFICE SUPPLIES | 98.49 |
| 740530 | 152.16 |
| MOBILE PHONE AND DATA | 152.16 |
| 740640 | 33.23 |
| CONTRACT SERVICES | 33.23 |
| 740660 | 1,433.44 |
| EQUIPMENT RENTAL | 1,433.44 |
| 740680 | 120.00 |
| MEMBERSHIP/ASSOCIATION DUES | 120.00 |
| 3600 | 262,868.03 |
| COUNTY TREASURER | 262,868.03 |
| 710100 | 50,427.22 |
| SALARY/OFFICIAL-DEPARTMENT HEAD | 50,427.22 |
| 710110 | 127,485.95 |
| SALARY/REGULAR | 127,485.95 |
| 710130 | 3,356.57 |
| SALARY/OVERTIME | 3,356.57 |
| 720100 | 12,861.24 |
| SOCIAL SECURITY | 12,861.24 |
| 720110 | 36,736.91 |
| EMPLOYEE INSURANCE | 36,736.91 |
| 720120 | 22,241.76 |
| RETIREMENT | 22,241.76 |
| 720140 | 1,390.67 |
| STATE UNEMPLOYMENT TAX | 1,390.67 |
| 730100 | 3,547.29 |
| OFFICE SUPPLIES | 3,547.29 |
| 740510 | 1,444.00 |
| PROFESSIONAL DEVELOPMENT | 1,444.00 |
| 740540 | - |
| TRAVEL EXPENSE | - |
| 740580 | 105.46 |
| PRINTING | 105.46 |
| 740660 | 2,787.96 |
| EQUIPMENT RENTAL | 2,787.96 |
| 740680 | 483.00 |
| MEMBERSHIP/ASSOCIATION DUES | 483.00 |
| 3700 | 1,602,502.00 |
| TAX ASSESSOR/COLLECTOR | 1,602,502.00 |
| 710100 | 54,576.42 |
| SALARY/OFFICIAL-DEPARTMENT HEAD | 54,576.42 |
| 710110 | 969,746.40 |
| SALARY/REGULAR | 969,746.40 |
| 710130 | 293.09 |
| SALARY/OVERTIME | 293.09 |
| 710140 | 339.66 |
| SALARY/CELL PHONE ALLOWANCE | 339.66 |
| 720100 | 74,532.06 |
| SOCIAL SECURITY | 74,532.06 |
| 720110 | 275,659.72 |
| EMPLOYEE INSURANCE | 275,659.72 |
| 720120 | 125,761.48 |
| RETIREMENT | 125,761.48 |

| | |
|---|---|
| 720140 | 11,578.46 |
| STATE UNEMPLOYMENT TAX | 11,578.46 |
| 730100 | 11,108.84 |
| OFFICE SUPPLIES | 11,108.84 |
| 730210 | 2,779.06 |
| DATA PROCESSING SUPPLIES | 2,779.06 |
| 740510 | 2,280.00 |
| PROFESSIONAL DEVELOPMENT | 2,280.00 |
| 740512 | 6,000.00 |
| PROFESSIONAL SERVICES | 6,000.00 |
| 740540 | 288.36 |
| TRAVEL EXPENSE | 288.36 |
| 740580 | 33,568.20 |
| PRINTING | 33,568.20 |
| 740640 | 32,848.71 |
| CONTRACT SERVICES | 32,848.71 |
| 740660 | 45.80 |
| EQUIPMENT RENTAL | 45.80 |
| 740680 | 3,590.00 |
| MEMBERSHIP/ASSOCIATION DUES | 3,590.00 |
| 790100 | (2,494.26) |
| REIMBURSEMENTS CLEARING | (2,494.26) |
| 3701 | 899.05 |
| TAC SPECIAL INVENTORY TAX | 899.05 |
| 740510 | - |
| PROFESSIONAL DEVELOPMENT | - |
| 740540 | 899.05 |
| TRAVEL EXPENSE | 899.05 |
| 4000 | 703,601.70 |
| ENVIRONMENTAL HEALTH | 703,601.70 |
| 710100 | 38,354.58 |
| SALARY/OFFICIAL-DEPARTMENT HEAD | 38,354.58 |
| 710110 | 448,121.85 |
| SALARY/REGULAR | 448,121.85 |
| 710120 | - |
| SALARY/OTHER | - |
| 720100 | 35,440.14 |
| SOCIAL SECURITY | 35,440.14 |
| 720110 | 95,752.65 |
| EMPLOYEE INSURANCE | 95,752.65 |
| 720120 | 59,736.68 |
| RETIREMENT | 59,736.68 |
| 720140 | 4,417.50 |
| STATE UNEMPLOYMENT TAX | 4,417.50 |
| 730100 | 4,135.45 |
| OFFICE SUPPLIES | 4,135.45 |
| 730240 | 1,122.26 |
| FUEL | 1,122.26 |
| 740140 | 721.39 |
| VEHICLE MAINTENANCE | 721.39 |
| 740510 | 298.00 |
| PROFESSIONAL DEVELOPMENT | 298.00 |
| 740528 | 6,604.01 |
| PROFESSIONAL SERVICES-STORMWATER | 6,604.01 |
| 740530 | 4,650.31 |

| | |
|---|---|
| MOBILE PHONE AND DATA | 4,650.31 |
| 740580 | 894.28 |
| PRINTING | 894.28 |
| 740660 | 3,241.60 |
| EQUIPMENT RENTAL | 3,241.60 |
| 740680 | 111.00 |
| MEMBERSHIP/ASSOCIATION DUES | 111.00 |
| 4001 | 186,419.79 |
| PERMITS | 186,419.79 |
| 710100 | 35,113.85 |
| SALARY/OFFICIAL-DEPARTMENT HEAD | 35,113.85 |
| 710110 | 86,946.32 |
| SALARY/REGULAR | 86,946.32 |
| 710140 | 339.66 |
| SALARY/CELL PHONE ALLOWANCE | 339.66 |
| 720100 | 8,993.35 |
| SOCIAL SECURITY | 8,993.35 |
| 720110 | 31,917.55 |
| EMPLOYEE INSURANCE | 31,917.55 |
| 720120 | 15,018.45 |
| RETIREMENT | 15,018.45 |
| 720140 | 1,332.57 |
| STATE UNEMPLOYMENT TAX | 1,332.57 |
| 730100 | 2,885.73 |
| OFFICE SUPPLIES | 2,885.73 |
| 740580 | 307.47 |
| PRINTING | 307.47 |
| 740660 | 3,264.84 |
| EQUIPMENT RENTAL | 3,264.84 |
| 740680 | 300.00 |
| MEMBERSHIP/ASSOCIATION DUES | 300.00 |
| 4100 | 1,610,756.12 |
| ANIMAL SERVICES | 1,610,756.12 |
| 710100 | 69,274.58 |
| SALARY/OFFICIAL-DEPARTMENT HEAD | 69,274.58 |
| 710110 | 724,245.02 |
| SALARY/REGULAR | 724,245.02 |
| 710130 | 31,116.78 |
| SALARY/OVERTIME | 31,116.78 |
| 710140 | 2,346.31 |
| SALARY/CELL PHONE ALLOWANCE | 2,346.31 |
| 720100 | 61,473.08 |
| SOCIAL SECURITY | 61,473.08 |
| 720110 | 221,957.54 |
| EMPLOYEE INSURANCE | 221,957.54 |
| 720120 | 101,471.20 |
| RETIREMENT | 101,471.20 |
| 720140 | 9,911.60 |
| STATE UNEMPLOYMENT TAX | 9,911.60 |
| 730100 | 72,050.32 |
| OFFICE SUPPLIES | 72,050.32 |
| 730220 | 5,203.95 |
| REPLACEMENTS | 5,203.95 |
| 730240 | 15,046.36 |
| FUEL | 15,046.36 |

| | |
|---|---|
| 730290 | 57,215.00 |
| SPAY/NEUTER PROGRAM EXPENSE | 57,215.00 |
| 730310 | 1,312.00 |
| UNIFORMS | 1,312.00 |
| 730390 | 184,793.64 |
| MEDICAL SUPPLIES | 184,793.64 |
| 740120 | - |
| MEDICAL SERVICES | - |
| 740140 | 17,734.40 |
| VEHICLE MAINTENANCE | 17,734.40 |
| 740410 | 398.50 |
| TOLLS | 398.50 |
| 740420 | 71.22 |
| COURIER SERVICE | 71.22 |
| 740510 | 4,475.65 |
| PROFESSIONAL DEVELOPMENT | 4,475.65 |
| 740512 | 7,784.52 |
| PROFESSIONAL SERVICES | 7,784.52 |
| 740530 | 3,753.10 |
| MOBILE PHONE AND DATA | 3,753.10 |
| 740580 | 367.00 |
| PRINTING | 367.00 |
| 740640 | 2,327.85 |
| CONTRACT SERVICES | 2,327.85 |
| 740660 | 17,178.72 |
| EQUIPMENT RENTAL | 17,178.72 |
| 790100 | (752.22) |
| REIMBURSEMENTS CLEARING | (752.22) |
| 4200 | 779,635.47 |
| FORENSIC SERVICES | 779,635.47 |
| 710100 | 95,564.49 |
| SALARY/OFFICIAL-DEPARTMENT HEAD | 95,564.49 |
| 710110 | 298,185.02 |
| SALARY/REGULAR | 298,185.02 |
| 710120 | - |
| SALARY/OTHER | - |
| 710130 | 12,877.48 |
| SALARY/OVERTIME | 12,877.48 |
| 720100 | 19,506.66 |
| SOCIAL SECURITY | 19,506.66 |
| 720110 | 44,593.20 |
| EMPLOYEE INSURANCE | 44,593.20 |
| 720120 | 47,793.91 |
| RETIREMENT | 47,793.91 |
| 720140 | 1,890.57 |
| STATE UNEMPLOYMENT TAX | 1,890.57 |
| 730100 | 2,220.29 |
| OFFICE SUPPLIES | 2,220.29 |
| 730110 | 847.05 |
| POSTAGE | 847.05 |
| 730240 | 262.37 |
| FUEL | 262.37 |
| 730310 | 337.87 |
| UNIFORMS | 337.87 |
| 730390 | 23,779.41 |

| | |
|---|---|
| MEDICAL SUPPLIES | 23,779.41 |
| 740120 | 467.02 |
| MEDICAL SERVICES | 467.02 |
| 740140 | 89.77 |
| VEHICLE MAINTENANCE | 89.77 |
| 740510 | 400.00 |
| PROFESSIONAL DEVELOPMENT | 400.00 |
| 740512 | 285.00 |
| PROFESSIONAL SERVICES | 285.00 |
| 740530 | 1,101.45 |
| MOBILE PHONE AND DATA | 1,101.45 |
| 740560 | 85,250.00 |
| TRANSPORTATION | 85,250.00 |
| 740640 | 138,813.38 |
| CONTRACT SERVICES | 138,813.38 |
| 740656 | 3,803.03 |
| RENT AND LEASES | 3,803.03 |
| 740660 | 262.50 |
| EQUIPMENT RENTAL | 262.50 |
| 740680 | 1,305.00 |
| MEMBERSHIP/ASSOCIATION DUES | 1,305.00 |
| 4300 | 1.99 |
| MCCD-COUNTY APPROPRIATIONS (CDBG) | 1.99 |
| 740660 | 1.99 |
| EQUIPMENT RENTAL | 1.99 |
| 4400 | 292,406.58 |
| CONVENTION CENTER | 292,406.58 |
| 710100 | 38,927.41 |
| SALARY/OFFICIAL-DEPARTMENT HEAD | 38,927.41 |
| 710110 | 114,697.86 |
| SALARY/REGULAR | 114,697.86 |
| 710120 | - |
| SALARY/OTHER | - |
| 710130 | 293.01 |
| SALARY/OVERTIME | 293.01 |
| 720100 | 11,549.65 |
| SOCIAL SECURITY | 11,549.65 |
| 720110 | 41,032.98 |
| EMPLOYEE INSURANCE | 41,032.98 |
| 720120 | 19,100.19 |
| RETIREMENT | 19,100.19 |
| 720140 | 1,689.92 |
| STATE UNEMPLOYMENT TAX | 1,689.92 |
| 730100 | 327.53 |
| OFFICE SUPPLIES | 327.53 |
| 730140 | 8,749.89 |
| JANITOR SUPPLIES | 8,749.89 |
| 730220 | 4,120.56 |
| REPLACEMENTS | 4,120.56 |
| 730240 | 1,325.93 |
| FUEL | 1,325.93 |
| 730250 | 2,791.64 |
| SHOP SUPPLIES | 2,791.64 |
| 730310 | 456.91 |
| UNIFORMS | 456.91 |

| | |
|---|---|
| 730350 | 618.51 |
| AGRICULTURE SUPPLIES | 618.51 |
| 730370 | 26.00 |
| PERIODICALS | 26.00 |
| 740140 | 122.03 |
| VEHICLE MAINTENANCE | 122.03 |
| 740150 | 19,452.08 |
| LANDSCAPE MAINTENANCE | 19,452.08 |
| 740530 | 1,555.02 |
| MOBILE PHONE AND DATA | 1,555.02 |
| 740540 | 607.80 |
| TRAVEL EXPENSE | 607.80 |
| 740570 | 1,310.94 |
| ADVERTISING | 1,310.94 |
| 740640 | 20,194.15 |
| CONTRACT SERVICES | 20,194.15 |
| 740660 | 3,001.57 |
| EQUIPMENT RENTAL | 3,001.57 |
| 740680 | 455.00 |
| MEMBERSHIP/ASSOCIATION DUES | 455.00 |
| 4500 | 3,240,943.11 |
| MEMORIAL LIBRARY | 3,240,943.11 |
| 710100 | 51,304.76 |
| SALARY/OFFICIAL-DEPARTMENT HEAD | 51,304.76 |
| 710110 | 1,973,011.46 |
| SALARY/REGULAR | 1,973,011.46 |
| 720100 | 150,287.24 |
| SOCIAL SECURITY | 150,287.24 |
| 720110 | 535,020.01 |
| EMPLOYEE INSURANCE | 535,020.01 |
| 720120 | 248,384.20 |
| RETIREMENT | 248,384.20 |
| 720140 | 25,411.16 |
| STATE UNEMPLOYMENT TAX | 25,411.16 |
| 730100 | 24,084.61 |
| OFFICE SUPPLIES | 24,084.61 |
| 730210 | 2,956.46 |
| DATA PROCESSING SUPPLIES | 2,956.46 |
| 730220 | 167.11 |
| REPLACEMENTS | 167.11 |
| 730240 | 216.11 |
| FUEL | 216.11 |
| 730370 | 59,579.52 |
| PERIODICALS | 59,579.52 |
| 730380 | 54,484.45 |
| AUDIO/VISUAL SUPPLIES | 54,484.45 |
| 740140 | 1,718.97 |
| VEHICLE MAINTENANCE | 1,718.97 |
| 740510 | 99.00 |
| PROFESSIONAL DEVELOPMENT | 99.00 |
| 740512 | 12,823.96 |
| PROFESSIONAL SERVICES | 12,823.96 |
| 740530 | 391.94 |
| MOBILE PHONE AND DATA | 391.94 |
| 740540 | 606.15 |

| | |
|---|---|
| TRAVEL EXPENSE | 606.15 |
| 740640 | 4,128.91 |
| CONTRACT SERVICES | 4,128.91 |
| 740660 | 6,288.96 |
| EQUIPMENT RENTAL | 6,288.96 |
| 750700 | 89,978.13 |
| CAPITAL OUTLAY-BOOKS | 89,978.13 |
| 4600 | 254,149.70 |
| EXTENSION AGENTS | 254,149.70 |
| 710110 | 99,685.81 |
| SALARY/REGULAR | 99,685.81 |
| 710120 | 63,552.96 |
| SALARY/OTHER | 63,552.96 |
| 720100 | 12,333.63 |
| SOCIAL SECURITY | 12,333.63 |
| 720110 | 48,141.81 |
| EMPLOYEE INSURANCE | 48,141.81 |
| 720120 | 12,144.92 |
| RETIREMENT | 12,144.92 |
| 720140 | 2,060.17 |
| STATE UNEMPLOYMENT TAX | 2,060.17 |
| 730100 | 1,346.64 |
| OFFICE SUPPLIES | 1,346.64 |
| 740510 | 400.00 |
| PROFESSIONAL DEVELOPMENT | 400.00 |
| 740512 | 75.00 |
| PROFESSIONAL SERVICES | 75.00 |
| 740540 | 4,178.88 |
| TRAVEL EXPENSE | 4,178.88 |
| 740660 | 9,099.88 |
| EQUIPMENT RENTAL | 9,099.88 |
| 740680 | 1,130.00 |
| MEMBERSHIP/ASSOCIATION DUES | 1,130.00 |
| 5000 | 224,903.57 |
| AIRPORT | 224,903.57 |
| 710100 | 38,927.59 |
| SALARY/OFFICIAL-DEPARTMENT HEAD | 38,927.59 |
| 710110 | 106,980.36 |
| SALARY/REGULAR | 106,980.36 |
| 710140 | 254.75 |
| SALARY/CELL PHONE ALLOWANCE | 254.75 |
| 720100 | 10,875.64 |
| SOCIAL SECURITY | 10,875.64 |
| 720110 | 27,357.90 |
| EMPLOYEE INSURANCE | 27,357.90 |
| 720120 | 17,934.10 |
| RETIREMENT | 17,934.10 |
| 720140 | 1,545.87 |
| STATE UNEMPLOYMENT TAX | 1,545.87 |
| 730100 | 175.79 |
| OFFICE SUPPLIES | 175.79 |
| 730220 | 7,078.88 |
| REPLACEMENTS | 7,078.88 |
| 730240 | 1,696.38 |
| FUEL | 1,696.38 |

| | |
|---|---|
| 730250 | 288.36 |
| SHOP SUPPLIES | 288.36 |
| 740140 | 364.45 |
| VEHICLE MAINTENANCE | 364.45 |
| 740150 | 2,781.00 |
| LANDSCAPE MAINTENANCE | 2,781.00 |
| 740420 | 21.88 |
| COURIER SERVICE | 21.88 |
| 740512 | 5,848.57 |
| PROFESSIONAL SERVICES | 5,848.57 |
| 740528 | 500.00 |
| PROFESSIONAL SERVICES-STORMWATER | 500.00 |
| 740530 | 970.54 |
| MOBILE PHONE AND DATA | 970.54 |
| 740580 | 32.96 |
| PRINTING | 32.96 |
| 740622 | 298.55 |
| GAS | 298.55 |
| 740640 | 95.00 |
| CONTRACT SERVICES | 95.00 |
| 740680 | 590.00 |
| MEMBERSHIP/ASSOCIATION DUES | 590.00 |
| 740625 | 285.00 |
| REFUSE COLLECTION | 285.00 |
| 5050 | 122,809.59 |
| CUSTOMS | 122,809.59 |
| 740512 | 122,435.49 |
| PROFESSIONAL SERVICES | 122,435.49 |
| 740640 | 374.10 |
| CONTRACT SERVICES | 374.10 |
| 5060 | 350.00 |
| ARF | 350.00 |
| 740140 | 350.00 |
| VEHICLE MAINTENANCE | 350.00 |
| 5100 | 4,324,437.13 |
| DISTRICT ATTORNEY | 4,324,437.13 |
| 710100 | 13,846.55 |
| SALARY/OFFICIAL-DEPARTMENT HEAD | 13,846.55 |
| 710110 | 2,977,888.80 |
| SALARY/REGULAR | 2,977,888.80 |
| 710120 | - |
| SALARY/OTHER | - |
| 710130 | 2,096.25 |
| SALARY/OVERTIME | 2,096.25 |
| 710140 | 339.66 |
| SALARY/CELL PHONE ALLOWANCE | 339.66 |
| 710150 | 67,441.80 |
| SALARY/SPECIAL PAY | 67,441.80 |
| 720100 | 224,734.67 |
| SOCIAL SECURITY | 224,734.67 |
| 720110 | 452,278.91 |
| EMPLOYEE INSURANCE | 452,278.91 |
| 720120 | 376,409.32 |
| RETIREMENT | 376,409.32 |
| 720140 | 21,596.61 |

| | |
|---|---|
| STATE UNEMPLOYMENT TAX | 21,596.61 |
| 730100 | 24,971.16 |
| OFFICE SUPPLIES | 24,971.16 |
| 730120 | 4,802.70 |
| BOOK SUPPLEMENTS | 4,802.70 |
| 730240 | 7,314.61 |
| FUEL | 7,314.61 |
| 730330 | 3,690.00 |
| IT SOFTWARE | 3,690.00 |
| 740110 | 3,700.00 |
| IT SOFTWARE MAINTENANCE | 3,700.00 |
| 740140 | 39,608.64 |
| VEHICLE MAINTENANCE | 39,608.64 |
| 740160 | (471.04) |
| SPECIAL INVESTIGATION | (471.04) |
| 740478 | 9,000.00 |
| EXPERT WITNESS-PSYCHIATRIC EVALUATION | 9,000.00 |
| 740484 | 426.67 |
| COURT REPORTER TRANSCRIPT | 426.67 |
| 740504 | 5,059.69 |
| ONLINE SERVICES | 5,059.69 |
| 740510 | 3,215.00 |
| PROFESSIONAL DEVELOPMENT | 3,215.00 |
| 740512 | 12,884.85 |
| PROFESSIONAL SERVICES | 12,884.85 |
| 740530 | 10,488.91 |
| MOBILE PHONE AND DATA | 10,488.91 |
| 740540 | 34.00 |
| TRAVEL EXPENSE | 34.00 |
| 740640 | 11,361.88 |
| CONTRACT SERVICES | 11,361.88 |
| 740660 | 52,511.16 |
| EQUIPMENT RENTAL | 52,511.16 |
| 740970 | 268.68 |
| FREIGHT AND HANDLING | 268.68 |
| 790100 | (1,062.35) |
| REIMBURSEMENTS CLEARING | (1,062.35) |
| 5101 | 1,829.93 |
| DISTRICT ATTORNEY STATE FUNDS | 1,829.93 |
| 710150 | 1,315.08 |
| SALARY/SPECIAL PAY | 1,315.08 |
| 720100 | 97.80 |
| SOCIAL SECURITY | 97.80 |
| 720110 | 238.89 |
| EMPLOYEE INSURANCE | 238.89 |
| 720120 | 161.36 |
| RETIREMENT | 161.36 |
| 720140 | 16.80 |
| STATE UNEMPLOYMENT TAX | 16.80 |
| 5200 | 488,595.78 |
| OFFICE OF HOMELAND SECURITY & EMERGENCY MANAGEMENT | 488,595.78 |
| 710100 | 6,516.20 |
| SALARY/OFFICIAL-DEPARTMENT HEAD | 6,516.20 |
| 710110 | 166,333.91 |
| SALARY/REGULAR | 166,333.91 |

| | |
|---|---|
| 710130 | 2,660.85 |
| SALARY/OVERTIME | 2,660.85 |
| 720100 | 12,805.46 |
| SOCIAL SECURITY | 12,805.46 |
| 720110 | 26,111.33 |
| EMPLOYEE INSURANCE | 26,111.33 |
| 720120 | 21,540.23 |
| RETIREMENT | 21,540.23 |
| 720140 | 1,162.18 |
| STATE UNEMPLOYMENT TAX | 1,162.18 |
| 730100 | 2,009.53 |
| OFFICE SUPPLIES | 2,009.53 |
| 730240 | 1,718.77 |
| FUEL | 1,718.77 |
| 730250 | 1,596.25 |
| SHOP SUPPLIES | 1,596.25 |
| 740140 | 713.38 |
| VEHICLE MAINTENANCE | 713.38 |
| 740510 | 400.72 |
| PROFESSIONAL DEVELOPMENT | 400.72 |
| 740512 | 239,348.07 |
| PROFESSIONAL SERVICES | 239,348.07 |
| 740530 | 2,169.33 |
| MOBILE PHONE AND DATA | 2,169.33 |
| 740640 | 486.94 |
| CONTRACT SERVICES | 486.94 |
| 740660 | 2,880.45 |
| EQUIPMENT RENTAL | 2,880.45 |
| 790100 | (19.01) |
| REIMBURSEMENTS CLEARING | (19.01) |
| 730101 | 1,206.44 |
| FOOD SUPPLIES | 1,206.44 |
| 790900 | (1,045.25) |
| CARRYOVER FROM PREVIOUS YEAR | (1,045.25) |
| 5300 | 356,246.82 |
| FIRE MARSHAL - INVESTIGATIONS | 356,246.82 |
| 710100 | 45,144.72 |
| SALARY/OFFICIAL-DEPARTMENT HEAD | 45,144.72 |
| 710110 | 186,064.67 |
| SALARY/REGULAR | 186,064.67 |
| 710130 | 466.88 |
| SALARY/OVERTIME | 466.88 |
| 710150 | 7,176.00 |
| SALARY/SPECIAL PAY | 7,176.00 |
| 720100 | 17,982.22 |
| SOCIAL SECURITY | 17,982.22 |
| 720110 | 29,402.20 |
| EMPLOYEE INSURANCE | 29,402.20 |
| 720120 | 29,307.28 |
| RETIREMENT | 29,307.28 |
| 720140 | 1,842.76 |
| STATE UNEMPLOYMENT TAX | 1,842.76 |
| 730100 | 249.77 |
| OFFICE SUPPLIES | 249.77 |
| 730240 | 6,473.24 |

| | |
|---|---|
| FUEL | 6,473.24 |
| 730250 | 2,625.48 |
| SHOP SUPPLIES | 2,625.48 |
| 730270 | 4,421.36 |
| LAW ENFORCEMENT SPECIFIC SUPPLIES | 4,421.36 |
| 730280 | 1,368.96 |
| CANINE EXPENSES | 1,368.96 |
| 740140 | 5,202.81 |
| VEHICLE MAINTENANCE | 5,202.81 |
| 740420 | 44.51 |
| COURIER SERVICE | 44.51 |
| 740510 | 5,196.00 |
| PROFESSIONAL DEVELOPMENT | 5,196.00 |
| 740530 | 2,989.44 |
| MOBILE PHONE AND DATA | 2,989.44 |
| 740540 | 8,556.80 |
| TRAVEL EXPENSE | 8,556.80 |
| 740660 | 1,741.80 |
| EQUIPMENT RENTAL | 1,741.80 |
| 790100 | (10.08) |
| REIMBURSEMENTS CLEARING | (10.08) |
| 5301 | 327,689.29 |
| FIRE MARSHAL - INSPECTIONS | 327,689.29 |
| 710110 | 218,843.54 |
| SALARY/REGULAR | 218,843.54 |
| 710130 | 83.25 |
| SALARY/OVERTIME | 83.25 |
| 720100 | 16,091.38 |
| SOCIAL SECURITY | 16,091.38 |
| 720110 | 38,004.55 |
| EMPLOYEE INSURANCE | 38,004.55 |
| 720120 | 26,862.22 |
| RETIREMENT | 26,862.22 |
| 720140 | 2,163.78 |
| STATE UNEMPLOYMENT TAX | 2,163.78 |
| 730100 | 492.88 |
| OFFICE SUPPLIES | 492.88 |
| 730240 | 6,473.27 |
| FUEL | 6,473.27 |
| 730250 | 3,521.58 |
| SHOP SUPPLIES | 3,521.58 |
| 730270 | 92.27 |
| LAW ENFORCEMENT SPECIFIC SUPPLIES | 92.27 |
| 740110 | 3,110.80 |
| IT SOFTWARE MAINTENANCE | 3,110.80 |
| 740140 | 2,608.15 |
| VEHICLE MAINTENANCE | 2,608.15 |
| 740504 | 215.04 |
| ONLINE SERVICES | 215.04 |
| 740510 | 1,135.00 |
| PROFESSIONAL DEVELOPMENT | 1,135.00 |
| 740530 | 2,989.46 |
| MOBILE PHONE AND DATA | 2,989.46 |
| 740660 | 2,108.88 |
| EQUIPMENT RENTAL | 2,108.88 |

| | |
|---|---|
| 740680 | 1,150.57 |
| MEMBERSHIP/ASSOCIATION DUES | 1,150.57 |
| 750400 | 1,742.67 |
| CAPITAL OUTLAY-FURNITURE FIXTURES AND EQUIPMENT | 1,742.67 |
| 5400 | 657,830.73 |
| JUVENILE PROBATION-ADMINISTRATIVE | 657,830.73 |
| 710100 | 50,807.31 |
| SALARY/OFFICIAL-DEPARTMENT HEAD | 50,807.31 |
| 710110 | 382,392.22 |
| SALARY/REGULAR | 382,392.22 |
| 710130 | 76.75 |
| SALARY/OVERTIME | 76.75 |
| 710140 | 121.83 |
| SALARY/CELL PHONE ALLOWANCE | 121.83 |
| 720100 | 31,089.62 |
| SOCIAL SECURITY | 31,089.62 |
| 720110 | 114,693.14 |
| EMPLOYEE INSURANCE | 114,693.14 |
| 720120 | 53,178.11 |
| RETIREMENT | 53,178.11 |
| 720140 | 4,396.96 |
| STATE UNEMPLOYMENT TAX | 4,396.96 |
| 730100 | 809.45 |
| OFFICE SUPPLIES | 809.45 |
| 730240 | 38.27 |
| FUEL | 38.27 |
| 740140 | 25.28 |
| VEHICLE MAINTENANCE | 25.28 |
| 740512 | (25.00) |
| PROFESSIONAL SERVICES | (25.00) |
| 740518 | (1,570.00) |
| PROFESSIONAL SERVICES-POLYGRAPH | (1,570.00) |
| 740530 | 420.95 |
| MOBILE PHONE AND DATA | 420.95 |
| 740660 | 21,375.84 |
| EQUIPMENT RENTAL | 21,375.84 |
| 5401 | 1,279,146.07 |
| JUVENILE PROBATION-DETENTION | 1,279,146.07 |
| 710110 | 845,340.28 |
| SALARY/REGULAR | 845,340.28 |
| 710130 | 516.97 |
| SALARY/OVERTIME | 516.97 |
| 710140 | 339.66 |
| SALARY/CELL PHONE ALLOWANCE | 339.66 |
| 720100 | 63,253.86 |
| SOCIAL SECURITY | 63,253.86 |
| 720110 | 223,383.46 |
| EMPLOYEE INSURANCE | 223,383.46 |
| 720120 | 103,827.34 |
| RETIREMENT | 103,827.34 |
| 720140 | 10,806.55 |
| STATE UNEMPLOYMENT TAX | 10,806.55 |
| 730100 | 427.45 |
| OFFICE SUPPLIES | 427.45 |
| 730140 | 4,040.52 |

| | |
|---|---|
| JANITOR SUPPLIES | 4,040.52 |
| 730220 | 2,324.33 |
| REPLACEMENTS | 2,324.33 |
| 730310 | 200.04 |
| UNIFORMS | 200.04 |
| 730390 | (0.00) |
| MEDICAL SUPPLIES | (0.00) |
| 740130 | 7,500.00 |
| PHYSICIAN SERVICES | 7,500.00 |
| 740140 | 1,448.72 |
| VEHICLE MAINTENANCE | 1,448.72 |
| 740512 | 6,975.70 |
| PROFESSIONAL SERVICES | 6,975.70 |
| 740530 | 12.50 |
| MOBILE PHONE AND DATA | 12.50 |
| 740660 | 415.89 |
| EQUIPMENT RENTAL | 415.89 |
| 740694 | 6,249.60 |
| FOOD SERVICE | 6,249.60 |
| 730101 | 2,083.20 |
| FOOD SUPPLIES | 2,083.20 |
| 5500 | 1,585,426.95 |
| ADULT PROBATION | 1,585,426.95 |
| 710100 | 56,283.13 |
| SALARY/OFFICIAL-DEPARTMENT HEAD | 56,283.13 |
| 710110 | 1,241,495.57 |
| SALARY/REGULAR | 1,241,495.57 |
| 710130 | 1,128.48 |
| SALARY/OVERTIME | 1,128.48 |
| 710140 | 4,430.40 |
| SALARY/CELL PHONE ALLOWANCE | 4,430.40 |
| 720100 | 93,323.67 |
| SOCIAL SECURITY | 93,323.67 |
| 720110 | 1,807.08 |
| EMPLOYEE INSURANCE | 1,807.08 |
| 720120 | 159,919.29 |
| RETIREMENT | 159,919.29 |
| 720140 | 12,914.44 |
| STATE UNEMPLOYMENT TAX | 12,914.44 |
| 730100 | 1,088.24 |
| OFFICE SUPPLIES | 1,088.24 |
| 740660 | 12,471.99 |
| EQUIPMENT RENTAL | 12,471.99 |
| 740100 | 564.66 |
| IT HARDWARE MAINTENANCE | 564.66 |
| 5501 | - |
| BOND SUPERVISION | - |
| 710110 | - |
| SALARY/REGULAR | - |
| 5600 | 4,075.55 |
| COMMISSIONS | 4,075.55 |
| 730220 | 3,809.55 |
| REPLACEMENTS | 3,809.55 |
| 730310 | 266.00 |
| UNIFORMS | 266.00 |

| | |
|---|---|
| 5602 | 32,751.00 |
| LEOSE | 32,751.00 |
| 740510 | 32,190.00 |
| PROFESSIONAL DEVELOPMENT | 32,190.00 |
| 740540 | 561.00 |
| TRAVEL EXPENSE | 561.00 |
| 6000 | 844,058.78 |
| SHERIFF | 844,058.78 |
| 710100 | 61,689.40 |
| SALARY/OFFICIAL-DEPARTMENT HEAD | 61,689.40 |
| 710110 | 503,618.02 |
| SALARY/REGULAR | 503,618.02 |
| 710130 | 71,517.71 |
| SALARY/OVERTIME | 71,517.71 |
| 720100 | 45,720.70 |
| SOCIAL SECURITY | 45,720.70 |
| 720110 | 61,563.64 |
| EMPLOYEE INSURANCE | 61,563.64 |
| 720120 | 78,138.57 |
| RETIREMENT | 78,138.57 |
| 720140 | 2,950.35 |
| STATE UNEMPLOYMENT TAX | 2,950.35 |
| 730100 | 4,015.61 |
| OFFICE SUPPLIES | 4,015.61 |
| 740530 | 4,385.43 |
| MOBILE PHONE AND DATA | 4,385.43 |
| 740540 | 216.94 |
| TRAVEL EXPENSE | 216.94 |
| 740580 | 2,038.54 |
| PRINTING | 2,038.54 |
| 740640 | 5,722.37 |
| CONTRACT SERVICES | 5,722.37 |
| 740660 | 2,974.32 |
| EQUIPMENT RENTAL | 2,974.32 |
| 790100 | (595.00) |
| REIMBURSEMENTS CLEARING | (595.00) |
| 740260 | 102.18 |
| INTEREST ON CREDIT CARDS | 102.18 |
| 6100 | 1,992,036.50 |
| SHERIFF HOMELAND SECURITY | 1,992,036.50 |
| 710110 | 1,351,853.31 |
| SALARY/REGULAR | 1,351,853.31 |
| 710130 | 46,482.29 |
| SALARY/OVERTIME | 46,482.29 |
| 710150 | 13,050.00 |
| SALARY/SPECIAL PAY | 13,050.00 |
| 720100 | 104,924.31 |
| SOCIAL SECURITY | 104,924.31 |
| 720110 | 250,086.40 |
| EMPLOYEE INSURANCE | 250,086.40 |
| 720120 | 173,177.23 |
| RETIREMENT | 173,177.23 |
| 720140 | 12,139.98 |
| STATE UNEMPLOYMENT TAX | 12,139.98 |
| 730100 | 866.89 |

| | |
|---|---|
| OFFICE SUPPLIES | 866.89 |
| 730140 | 110.00 |
| JANITOR SUPPLIES | 110.00 |
| 730220 | 5,508.87 |
| REPLACEMENTS | 5,508.87 |
| 730270 | 29,300.95 |
| LAW ENFORCEMENT SPECIFIC SUPPLIES | 29,300.95 |
| 740510 | - |
| PROFESSIONAL DEVELOPMENT | - |
| 740512 | 1,440.00 |
| PROFESSIONAL SERVICES | 1,440.00 |
| 740530 | 2,447.74 |
| MOBILE PHONE AND DATA | 2,447.74 |
| 740540 | 626.75 |
| TRAVEL EXPENSE | 626.75 |
| 740580 | 21.78 |
| PRINTING | 21.78 |
| 730360 | - |
| ARMORY EXPENSE | - |
| 6201 | 992,729.42 |
| SHERIFF HOMICIDE VIOLENT CRIME | 992,729.42 |
| 710110 | 662,985.11 |
| SALARY/REGULAR | 662,985.11 |
| 710130 | 37,806.69 |
| SALARY/OVERTIME | 37,806.69 |
| 720100 | 52,542.45 |
| SOCIAL SECURITY | 52,542.45 |
| 720110 | 115,549.00 |
| EMPLOYEE INSURANCE | 115,549.00 |
| 720120 | 85,987.29 |
| RETIREMENT | 85,987.29 |
| 720140 | 5,652.61 |
| STATE UNEMPLOYMENT TAX | 5,652.61 |
| 730100 | 19,739.16 |
| OFFICE SUPPLIES | 19,739.16 |
| 740510 | 295.00 |
| PROFESSIONAL DEVELOPMENT | 295.00 |
| 740530 | 5,151.79 |
| MOBILE PHONE AND DATA | 5,151.79 |
| 740540 | 1,132.35 |
| TRAVEL EXPENSE | 1,132.35 |
| 740580 | 420.41 |
| PRINTING | 420.41 |
| 740640 | 346.00 |
| CONTRACT SERVICES | 346.00 |
| 740660 | 6,400.56 |
| EQUIPMENT RENTAL | 6,400.56 |
| 790100 | (1,279.00) |
| REIMBURSEMENTS CLEARING | (1,279.00) |
| 6202 | 653,899.97 |
| SHERIFF ORGANIZED CRIME | 653,899.97 |
| 710110 | 454,211.06 |
| SALARY/REGULAR | 454,211.06 |
| 710130 | 8,742.06 |
| SALARY/OVERTIME | 8,742.06 |

| | |
|---|---|
| 720100 | 34,484.52 |
| SOCIAL SECURITY | 34,484.52 |
| 720110 | 77,492.93 |
| EMPLOYEE INSURANCE | 77,492.93 |
| 720120 | 56,804.52 |
| RETIREMENT | 56,804.52 |
| 720140 | 3,803.43 |
| STATE UNEMPLOYMENT TAX | 3,803.43 |
| 730100 | 1,049.13 |
| OFFICE SUPPLIES | 1,049.13 |
| 730270 | 407.48 |
| LAW ENFORCEMENT SPECIFIC SUPPLIES | 407.48 |
| 740504 | 2,881.00 |
| ONLINE SERVICES | 2,881.00 |
| 740510 | 1,797.00 |
| PROFESSIONAL DEVELOPMENT | 1,797.00 |
| 740530 | 5,543.48 |
| MOBILE PHONE AND DATA | 5,543.48 |
| 740540 | 1,083.60 |
| TRAVEL EXPENSE | 1,083.60 |
| 740640 | 4,114.40 |
| CONTRACT SERVICES | 4,114.40 |
| 740660 | 1,783.32 |
| EQUIPMENT RENTAL | 1,783.32 |
| 790100 | (297.96) |
| REIMBURSEMENTS CLEARING | (297.96) |
| 6301 | 4,065,965.42 |
| SHERIFF PATROL EAST | 4,065,965.42 |
| 710110 | 2,813,360.94 |
| SALARY/REGULAR | 2,813,360.94 |
| 710130 | 25,920.61 |
| SALARY/OVERTIME | 25,920.61 |
| 710150 | 9,714.00 |
| SALARY/SPECIAL PAY | 9,714.00 |
| 720100 | 212,581.01 |
| SOCIAL SECURITY | 212,581.01 |
| 720110 | 575,457.77 |
| EMPLOYEE INSURANCE | 575,457.77 |
| 720120 | 349,571.28 |
| RETIREMENT | 349,571.28 |
| 720140 | 27,400.69 |
| STATE UNEMPLOYMENT TAX | 27,400.69 |
| 730100 | 4,878.65 |
| OFFICE SUPPLIES | 4,878.65 |
| 730130 | 190.87 |
| ESTRAY EXPENSE | 190.87 |
| 730240 | 4,339.92 |
| FUEL | 4,339.92 |
| 730270 | 3,034.94 |
| LAW ENFORCEMENT SPECIFIC SUPPLIES | 3,034.94 |
| 740512 | 53.70 |
| PROFESSIONAL SERVICES | 53.70 |
| 740530 | 22,739.01 |
| MOBILE PHONE AND DATA | 22,739.01 |
| 740580 | 2,909.39 |

| | |
|---|---|
| PRINTING | 2,909.39 |
| 740660 | 13,812.64 |
| EQUIPMENT RENTAL | 13,812.64 |
| 750400 | - |
| CAPITAL OUTLAY-FURNITURE FIXTURES AND EQUIPMENT | - |
| 6302 | 3,104,635.80 |
| SHERIFF PATROL WEST | 3,104,635.80 |
| 710110 | 2,142,192.34 |
| SALARY/REGULAR | 2,142,192.34 |
| 710130 | 37,165.25 |
| SALARY/OVERTIME | 37,165.25 |
| 720100 | 162,173.20 |
| SOCIAL SECURITY | 162,173.20 |
| 720110 | 413,516.87 |
| EMPLOYEE INSURANCE | 413,516.87 |
| 720120 | 267,407.27 |
| RETIREMENT | 267,407.27 |
| 720140 | 19,639.30 |
| STATE UNEMPLOYMENT TAX | 19,639.30 |
| 730100 | 1,627.79 |
| OFFICE SUPPLIES | 1,627.79 |
| 730130 | 2,699.46 |
| ESTRAY EXPENSE | 2,699.46 |
| 730240 | 5,603.16 |
| FUEL | 5,603.16 |
| 730270 | 8,793.17 |
| LAW ENFORCEMENT SPECIFIC SUPPLIES | 8,793.17 |
| 740512 | 880.50 |
| PROFESSIONAL SERVICES | 880.50 |
| 740530 | 17,656.00 |
| MOBILE PHONE AND DATA | 17,656.00 |
| 740580 | 1,201.42 |
| PRINTING | 1,201.42 |
| 740640 | 2,985.00 |
| CONTRACT SERVICES | 2,985.00 |
| 740660 | 11,671.80 |
| EQUIPMENT RENTAL | 11,671.80 |
| 750400 | 6,691.00 |
| CAPITAL OUTLAY-FURNITURE FIXTURES AND EQUIPMENT | 6,691.00 |
| 750600 | 2,732.27 |
| CAPITAL OUTLAY-VEHICLES | 2,732.27 |
| 6303 | 3,821,791.86 |
| SHERIFF PATROL SOUTH | 3,821,791.86 |
| 710110 | 2,430,747.13 |
| SALARY/REGULAR | 2,430,747.13 |
| 710130 | 301,381.22 |
| SALARY/OVERTIME | 301,381.22 |
| 710150 | 2,334.00 |
| SALARY/SPECIAL PAY | 2,334.00 |
| 720100 | 203,638.51 |
| SOCIAL SECURITY | 203,638.51 |
| 720110 | 491,600.19 |
| EMPLOYEE INSURANCE | 491,600.19 |
| 720120 | 335,518.99 |
| RETIREMENT | 335,518.99 |

| | |
|---|---|
| 720140 | 23,497.44 |
| STATE UNEMPLOYMENT TAX | 23,497.44 |
| 730100 | 1,346.61 |
| OFFICE SUPPLIES | 1,346.61 |
| 730270 | 228.00 |
| LAW ENFORCEMENT SPECIFIC SUPPLIES | 228.00 |
| 740512 | 38.29 |
| PROFESSIONAL SERVICES | 38.29 |
| 740530 | 19,858.49 |
| MOBILE PHONE AND DATA | 19,858.49 |
| 740580 | 7,279.45 |
| PRINTING | 7,279.45 |
| 740660 | 4,323.54 |
| EQUIPMENT RENTAL | 4,323.54 |
| 6401 | 1,660,078.24 |
| SHERIFF DISPATCH | 1,660,078.24 |
| 710110 | 1,064,602.33 |
| SALARY/REGULAR | 1,064,602.33 |
| 710130 | 48,766.04 |
| SALARY/OVERTIME | 48,766.04 |
| 720100 | 83,184.58 |
| SOCIAL SECURITY | 83,184.58 |
| 720110 | 278,231.30 |
| EMPLOYEE INSURANCE | 278,231.30 |
| 720120 | 136,609.79 |
| RETIREMENT | 136,609.79 |
| 720140 | 12,766.40 |
| STATE UNEMPLOYMENT TAX | 12,766.40 |
| 730100 | 22,260.18 |
| OFFICE SUPPLIES | 22,260.18 |
| 740110 | 9,495.00 |
| IT SOFTWARE MAINTENANCE | 9,495.00 |
| 740510 | 350.00 |
| PROFESSIONAL DEVELOPMENT | 350.00 |
| 740530 | 1,048.78 |
| MOBILE PHONE AND DATA | 1,048.78 |
| 740660 | 2,763.84 |
| EQUIPMENT RENTAL | 2,763.84 |
| 6402 | 891,837.68 |
| SHERIFF CRIME LAB | 891,837.68 |
| 710110 | 460,020.02 |
| SALARY/REGULAR | 460,020.02 |
| 710130 | 13,848.52 |
| SALARY/OVERTIME | 13,848.52 |
| 720100 | 35,377.30 |
| SOCIAL SECURITY | 35,377.30 |
| 720110 | 94,554.06 |
| EMPLOYEE INSURANCE | 94,554.06 |
| 720120 | 58,143.61 |
| RETIREMENT | 58,143.61 |
| 720140 | 4,313.73 |
| STATE UNEMPLOYMENT TAX | 4,313.73 |
| 730100 | 11,470.09 |
| OFFICE SUPPLIES | 11,470.09 |
| 730270 | 33,414.71 |

| | |
|---|---|
| LAW ENFORCEMENT SPECIFIC SUPPLIES | 33,414.71 |
| 730330 | 44.00 |
| IT SOFTWARE | 44.00 |
| 740110 | 81,332.43 |
| IT SOFTWARE MAINTENANCE | 81,332.43 |
| 740390 | 4,264.00 |
| FORENSIC SERVICES-RESTRICTED | 4,264.00 |
| 740510 | 975.00 |
| PROFESSIONAL DEVELOPMENT | 975.00 |
| 740512 | 11,925.57 |
| PROFESSIONAL SERVICES | 11,925.57 |
| 740530 | 2,531.85 |
| MOBILE PHONE AND DATA | 2,531.85 |
| 740540 | 825.26 |
| TRAVEL EXPENSE | 825.26 |
| 740660 | 3,682.56 |
| EQUIPMENT RENTAL | 3,682.56 |
| 750400 | 75,114.97 |
| CAPITAL OUTLAY-FURNITURE FIXTURES AND EQUIPMENT | 75,114.97 |
| 6403 | 1,694,575.27 |
| SHERIFF FLEET | 1,694,575.27 |
| 710110 | 153,124.52 |
| SALARY/REGULAR | 153,124.52 |
| 710130 | 2,854.67 |
| SALARY/OVERTIME | 2,854.67 |
| 720100 | 11,698.59 |
| SOCIAL SECURITY | 11,698.59 |
| 720110 | 36,971.75 |
| EMPLOYEE INSURANCE | 36,971.75 |
| 720120 | 19,138.62 |
| RETIREMENT | 19,138.62 |
| 720140 | 1,628.84 |
| STATE UNEMPLOYMENT TAX | 1,628.84 |
| 730100 | 436.42 |
| OFFICE SUPPLIES | 436.42 |
| 730220 | 7,364.00 |
| REPLACEMENTS | 7,364.00 |
| 730240 | 248,181.43 |
| FUEL | 248,181.43 |
| 730250 | 761.69 |
| SHOP SUPPLIES | 761.69 |
| 730260 | 158,238.47 |
| VEHICLE SUPPLIES | 158,238.47 |
| 740110 | 2,118.25 |
| IT SOFTWARE MAINTENANCE | 2,118.25 |
| 740140 | 28,847.95 |
| VEHICLE MAINTENANCE | 28,847.95 |
| 740510 | 124.00 |
| PROFESSIONAL DEVELOPMENT | 124.00 |
| 740512 | 22,806.37 |
| PROFESSIONAL SERVICES | 22,806.37 |
| 740530 | 635.09 |
| MOBILE PHONE AND DATA | 635.09 |
| 740640 | 2,669.20 |
| CONTRACT SERVICES | 2,669.20 |

| | |
|---|---|
| 740656 | 15,840.00 |
| RENT AND LEASES | 15,840.00 |
| 740660 | 874.44 |
| EQUIPMENT RENTAL | 874.44 |
| 750500 | 571,117.02 |
| CAPITAL OUTLAY-INTANGIBLES | 571,117.02 |
| 750600 | 410,008.13 |
| CAPITAL OUTLAY-VEHICLES | 410,008.13 |
| 790100 | (864.18) |
| REIMBURSEMENTS CLEARING | (864.18) |
| 6404 | 61,303.77 |
| WARRANTS | 61,303.77 |
| 710110 | 40,238.24 |
| SALARY/REGULAR | 40,238.24 |
| 710150 | 156.00 |
| SALARY/SPECIAL PAY | 156.00 |
| 720100 | 3,009.71 |
| SOCIAL SECURITY | 3,009.71 |
| 720110 | 12,588.50 |
| EMPLOYEE INSURANCE | 12,588.50 |
| 720120 | 4,916.76 |
| RETIREMENT | 4,916.76 |
| 720140 | 394.56 |
| STATE UNEMPLOYMENT TAX | 394.56 |
| 6405 | 823,542.62 |
| SHERIFF RADIO | 823,542.62 |
| 710110 | 142,474.39 |
| SALARY/REGULAR | 142,474.39 |
| 710130 | 1,967.40 |
| SALARY/OVERTIME | 1,967.40 |
| 720100 | 10,858.60 |
| SOCIAL SECURITY | 10,858.60 |
| 720110 | 26,394.98 |
| EMPLOYEE INSURANCE | 26,394.98 |
| 720120 | 17,722.92 |
| RETIREMENT | 17,722.92 |
| 720140 | 1,541.31 |
| STATE UNEMPLOYMENT TAX | 1,541.31 |
| 730100 | 373.16 |
| OFFICE SUPPLIES | 373.16 |
| 730220 | 10,380.69 |
| REPLACEMENTS | 10,380.69 |
| 730250 | 6,513.64 |
| SHOP SUPPLIES | 6,513.64 |
| 730270 | 233,280.00 |
| LAW ENFORCEMENT SPECIFIC SUPPLIES | 233,280.00 |
| 740504 | 5,400.00 |
| ONLINE SERVICES | 5,400.00 |
| 740512 | 1,773.00 |
| PROFESSIONAL SERVICES | 1,773.00 |
| 740530 | 1,375.99 |
| MOBILE PHONE AND DATA | 1,375.99 |
| 740640 | 38,532.20 |
| CONTRACT SERVICES | 38,532.20 |
| 740660 | 114,074.34 |

| | |
|---|---|
| EQUIPMENT RENTAL | 114,074.34 |
| 750400 | 210,880.00 |
| CAPITAL OUTLAY-FURNITURE FIXTURES AND EQUIPMENT | 210,880.00 |
| 6406 | 309,686.56 |
| SHERIFF RTCC | 309,686.56 |
| 710110 | 180,952.96 |
| SALARY/REGULAR | 180,952.96 |
| 710130 | 122.18 |
| SALARY/OVERTIME | 122.18 |
| 720100 | 13,389.31 |
| SOCIAL SECURITY | 13,389.31 |
| 720110 | 41,034.27 |
| EMPLOYEE INSURANCE | 41,034.27 |
| 720120 | 22,217.64 |
| RETIREMENT | 22,217.64 |
| 720140 | 1,844.38 |
| STATE UNEMPLOYMENT TAX | 1,844.38 |
| 730100 | 108.64 |
| OFFICE SUPPLIES | 108.64 |
| 730110 | 6.95 |
| POSTAGE | 6.95 |
| 740504 | 46,747.77 |
| ONLINE SERVICES | 46,747.77 |
| 740530 | 777.62 |
| MOBILE PHONE AND DATA | 777.62 |
| 740660 | 2,484.84 |
| EQUIPMENT RENTAL | 2,484.84 |
| 6407 | 592,793.30 |
| SHERIFF ACADEMY | 592,793.30 |
| 710110 | 242,884.78 |
| SALARY/REGULAR | 242,884.78 |
| 710130 | 6,110.18 |
| SALARY/OVERTIME | 6,110.18 |
| 720100 | 18,584.23 |
| SOCIAL SECURITY | 18,584.23 |
| 720110 | 47,883.47 |
| EMPLOYEE INSURANCE | 47,883.47 |
| 720120 | 30,551.76 |
| RETIREMENT | 30,551.76 |
| 720140 | 2,296.61 |
| STATE UNEMPLOYMENT TAX | 2,296.61 |
| 730100 | 3,502.23 |
| OFFICE SUPPLIES | 3,502.23 |
| 730270 | 18,316.81 |
| LAW ENFORCEMENT SPECIFIC SUPPLIES | 18,316.81 |
| 730310 | 60,399.14 |
| UNIFORMS | 60,399.14 |
| 740110 | 450.00 |
| IT SOFTWARE MAINTENANCE | 450.00 |
| 740504 | 12,096.00 |
| ONLINE SERVICES | 12,096.00 |
| 740510 | 16,006.00 |
| PROFESSIONAL DEVELOPMENT | 16,006.00 |
| 740530 | 1,430.01 |
| MOBILE PHONE AND DATA | 1,430.01 |

| | |
|---|---|
| 740580 | 70.00 |
| PRINTING | 70.00 |
| 740660 | 9,222.18 |
| EQUIPMENT RENTAL | 9,222.18 |
| 740680 | 330.00 |
| MEMBERSHIP/ASSOCIATION DUES | 330.00 |
| 730101 | 480.60 |
| FOOD SUPPLIES | 480.60 |
| 730360 | 122,179.30 |
| ARMORY EXPENSE | 122,179.30 |
| 6408 | 467,319.54 |
| SHERIFF MAINTENANCE | 467,319.54 |
| 710110 | 187,602.95 |
| SALARY/REGULAR | 187,602.95 |
| 710130 | 2,197.43 |
| SALARY/OVERTIME | 2,197.43 |
| 720100 | 13,827.92 |
| SOCIAL SECURITY | 13,827.92 |
| 720110 | 46,098.15 |
| EMPLOYEE INSURANCE | 46,098.15 |
| 720120 | 23,288.38 |
| RETIREMENT | 23,288.38 |
| 720140 | 2,044.00 |
| STATE UNEMPLOYMENT TAX | 2,044.00 |
| 730100 | 1,012.07 |
| OFFICE SUPPLIES | 1,012.07 |
| 730200 | (585.00) |
| CRUSHED CONCRETE/REJECT | (585.00) |
| 730220 | 48,898.19 |
| REPLACEMENTS | 48,898.19 |
| 730250 | 4,710.01 |
| SHOP SUPPLIES | 4,710.01 |
| 730270 | - |
| LAW ENFORCEMENT SPECIFIC SUPPLIES | - |
| 740512 | 77,871.29 |
| PROFESSIONAL SERVICES | 77,871.29 |
| 740530 | 1,379.43 |
| MOBILE PHONE AND DATA | 1,379.43 |
| 740640 | 36,912.17 |
| CONTRACT SERVICES | 36,912.17 |
| 740660 | 4,776.24 |
| EQUIPMENT RENTAL | 4,776.24 |
| 740625 | 17,286.31 |
| REFUSE COLLECTION | 17,286.31 |
| 6500 | 511,229.22 |
| SHERIFF ADMINISTRATIVE | 511,229.22 |
| 710110 | 331,435.75 |
| SALARY/REGULAR | 331,435.75 |
| 710130 | 774.83 |
| SALARY/OVERTIME | 774.83 |
| 720100 | 24,994.42 |
| SOCIAL SECURITY | 24,994.42 |
| 720110 | 60,543.39 |
| EMPLOYEE INSURANCE | 60,543.39 |
| 720120 | 40,762.31 |

| | |
|---|---|
| RETIREMENT | 40,762.31 |
| 720140 | 2,883.24 |
| STATE UNEMPLOYMENT TAX | 2,883.24 |
| 730100 | 2,033.72 |
| OFFICE SUPPLIES | 2,033.72 |
| 730330 | - |
| IT SOFTWARE | - |
| 740110 | 21,355.82 |
| IT SOFTWARE MAINTENANCE | 21,355.82 |
| 740420 | 1,955.22 |
| COURIER SERVICE | 1,955.22 |
| 740504 | 625.00 |
| ONLINE SERVICES | 625.00 |
| 740512 | 3,228.00 |
| PROFESSIONAL SERVICES | 3,228.00 |
| 740530 | 2,368.50 |
| MOBILE PHONE AND DATA | 2,368.50 |
| 740540 | 692.49 |
| TRAVEL EXPENSE | 692.49 |
| 740580 | 525.77 |
| PRINTING | 525.77 |
| 740660 | 11,228.76 |
| EQUIPMENT RENTAL | 11,228.76 |
| 740680 | 5,822.00 |
| MEMBERSHIP/ASSOCIATION DUES | 5,822.00 |
| 6501 | 226,805.89 |
| SHERIFF INTERNAL AFFAIRS | 226,805.89 |
| 710110 | 165,403.48 |
| SALARY/REGULAR | 165,403.48 |
| 720100 | 12,225.59 |
| SOCIAL SECURITY | 12,225.59 |
| 720110 | 21,887.38 |
| EMPLOYEE INSURANCE | 21,887.38 |
| 720120 | 20,295.02 |
| RETIREMENT | 20,295.02 |
| 720140 | 1,151.77 |
| STATE UNEMPLOYMENT TAX | 1,151.77 |
| 730100 | 654.97 |
| OFFICE SUPPLIES | 654.97 |
| 740510 | 276.61 |
| PROFESSIONAL DEVELOPMENT | 276.61 |
| 740512 | 366.60 |
| PROFESSIONAL SERVICES | 366.60 |
| 740530 | 804.35 |
| MOBILE PHONE AND DATA | 804.35 |
| 740540 | 1,817.48 |
| TRAVEL EXPENSE | 1,817.48 |
| 740660 | 1,922.64 |
| EQUIPMENT RENTAL | 1,922.64 |
| 6503 | 82,961.00 |
| SHERIFF IT | 82,961.00 |
| 710110 | 41,743.26 |
| SALARY/REGULAR | 41,743.26 |
| 710130 | 976.80 |
| SALARY/OVERTIME | 976.80 |

| | |
|---|---|
| 720100 | 3,119.88 |
| SOCIAL SECURITY | 3,119.88 |
| 720110 | 13,543.26 |
| EMPLOYEE INSURANCE | 13,543.26 |
| 720120 | 5,241.79 |
| RETIREMENT | 5,241.79 |
| 720140 | 848.91 |
| STATE UNEMPLOYMENT TAX | 848.91 |
| 730100 | 323.35 |
| OFFICE SUPPLIES | 323.35 |
| 730320 | 5,671.75 |
| IT HARDWARE | 5,671.75 |
| 740640 | 11,492.00 |
| CONTRACT SERVICES | 11,492.00 |
| 6504 | 199,421.27 |
| SHERIFF ALARMS | 199,421.27 |
| 710110 | 130,513.96 |
| SALARY/REGULAR | 130,513.96 |
| 710130 | 1,124.26 |
| SALARY/OVERTIME | 1,124.26 |
| 710150 | 120.00 |
| SALARY/SPECIAL PAY | 120.00 |
| 720100 | 9,515.43 |
| SOCIAL SECURITY | 9,515.43 |
| 720110 | 41,066.68 |
| EMPLOYEE INSURANCE | 41,066.68 |
| 720120 | 16,028.84 |
| RETIREMENT | 16,028.84 |
| 720130 | (1,124.26) |
| WORKERS COMPENSATION | (1,124.26) |
| 720140 | 2,176.36 |
| STATE UNEMPLOYMENT TAX | 2,176.36 |
| 6601 | 10,448,427.29 |
| SHERIFF JAIL | 10,448,427.29 |
| 710110 | 4,482,237.89 |
| SALARY/REGULAR | 4,482,237.89 |
| 710130 | 114,557.51 |
| SALARY/OVERTIME | 114,557.51 |
| 710150 | 5,364.00 |
| SALARY/SPECIAL PAY | 5,364.00 |
| 720100 | 342,897.43 |
| SOCIAL SECURITY | 342,897.43 |
| 720110 | 1,163,666.63 |
| EMPLOYEE INSURANCE | 1,163,666.63 |
| 720120 | 564,683.10 |
| RETIREMENT | 564,683.10 |
| 720140 | 51,361.33 |
| STATE UNEMPLOYMENT TAX | 51,361.33 |
| 730100 | 11,741.21 |
| OFFICE SUPPLIES | 11,741.21 |
| 730140 | 26,380.54 |
| JANITOR SUPPLIES | 26,380.54 |
| 730220 | 2,246.45 |
| REPLACEMENTS | 2,246.45 |
| 730270 | 51.91 |

| | |
|---|---|
| LAW ENFORCEMENT SPECIFIC SUPPLIES | 51.91 |
| 730390 | 273.56 |
| MEDICAL SUPPLIES | 273.56 |
| 740120 | 3,138,933.96 |
| MEDICAL SERVICES | 3,138,933.96 |
| 740510 | 3,850.00 |
| PROFESSIONAL DEVELOPMENT | 3,850.00 |
| 740530 | 6,353.55 |
| MOBILE PHONE AND DATA | 6,353.55 |
| 740560 | 7,454.77 |
| TRANSPORTATION | 7,454.77 |
| 740580 | 468.37 |
| PRINTING | 468.37 |
| 740626 | 55,338.58 |
| TELEPHONE-INMATE SERVICES | 55,338.58 |
| 740660 | 31,639.42 |
| EQUIPMENT RENTAL | 31,639.42 |
| 740694 | 449,744.45 |
| FOOD SERVICE | 449,744.45 |
| 790100 | (10,817.37) |
| REIMBURSEMENTS CLEARING | (10,817.37) |
| 7100 | 1,864,055.63 |
| CONSTABLE PRECINCT 1 | 1,864,055.63 |
| 710100 | 48,435.15 |
| SALARY/OFFICIAL-DEPARTMENT HEAD | 48,435.15 |
| 710110 | 1,159,733.07 |
| SALARY/REGULAR | 1,159,733.07 |
| 710130 | 23,578.73 |
| SALARY/OVERTIME | 23,578.73 |
| 710140 | 5,776.26 |
| SALARY/CELL PHONE ALLOWANCE | 5,776.26 |
| 710150 | 4,600.00 |
| SALARY/SPECIAL PAY | 4,600.00 |
| 720100 | 92,138.91 |
| SOCIAL SECURITY | 92,138.91 |
| 720110 | 207,792.66 |
| EMPLOYEE INSURANCE | 207,792.66 |
| 720120 | 152,408.62 |
| RETIREMENT | 152,408.62 |
| 720140 | 9,923.47 |
| STATE UNEMPLOYMENT TAX | 9,923.47 |
| 730100 | 4,148.95 |
| OFFICE SUPPLIES | 4,148.95 |
| 730230 | 18,631.69 |
| MARINE/AIR EXPENSE | 18,631.69 |
| 730240 | 33,753.41 |
| FUEL | 33,753.41 |
| 730260 | 2,465.66 |
| VEHICLE SUPPLIES | 2,465.66 |
| 730270 | 5,543.09 |
| LAW ENFORCEMENT SPECIFIC SUPPLIES | 5,543.09 |
| 730280 | 404.40 |
| CANINE EXPENSES | 404.40 |
| 730310 | 7,626.52 |
| UNIFORMS | 7,626.52 |

| | |
|---|---|
| 740140 | 22,872.49 |
| VEHICLE MAINTENANCE | 22,872.49 |
| 740504 | 361.20 |
| ONLINE SERVICES | 361.20 |
| 740510 | 1,669.57 |
| PROFESSIONAL DEVELOPMENT | 1,669.57 |
| 740512 | 16,521.00 |
| PROFESSIONAL SERVICES | 16,521.00 |
| 740530 | 9,627.19 |
| MOBILE PHONE AND DATA | 9,627.19 |
| 740540 | 1,400.09 |
| TRAVEL EXPENSE | 1,400.09 |
| 740580 | 665.70 |
| PRINTING | 665.70 |
| 740660 | 3,070.33 |
| EQUIPMENT RENTAL | 3,070.33 |
| 740680 | 305.00 |
| MEMBERSHIP/ASSOCIATION DUES | 305.00 |
| 750400 | 4,015.67 |
| CAPITAL OUTLAY-FURNITURE FIXTURES AND EQUIPMENT | 4,015.67 |
| 750600 | 25,981.30 |
| CAPITAL OUTLAY-VEHICLES | 25,981.30 |
| 730360 | 605.50 |
| ARMORY EXPENSE | 605.50 |
| 7200 | 743,098.37 |
| CONSTABLE PRECINCT 2 | 743,098.37 |
| 710100 | 48,435.15 |
| SALARY/OFFICIAL-DEPARTMENT HEAD | 48,435.15 |
| 710110 | 447,068.84 |
| SALARY/REGULAR | 447,068.84 |
| 710130 | 11,884.25 |
| SALARY/OVERTIME | 11,884.25 |
| 710150 | 552.00 |
| SALARY/SPECIAL PAY | 552.00 |
| 720100 | 37,605.68 |
| SOCIAL SECURITY | 37,605.68 |
| 720110 | 87,652.59 |
| EMPLOYEE INSURANCE | 87,652.59 |
| 720120 | 62,324.35 |
| RETIREMENT | 62,324.35 |
| 720140 | 3,809.27 |
| STATE UNEMPLOYMENT TAX | 3,809.27 |
| 730100 | 1,592.14 |
| OFFICE SUPPLIES | 1,592.14 |
| 730120 | 66.30 |
| BOOK SUPPLEMENTS | 66.30 |
| 730240 | 6,984.34 |
| FUEL | 6,984.34 |
| 730260 | 6,133.87 |
| VEHICLE SUPPLIES | 6,133.87 |
| 730262 | 891.78 |
| RADIO SUPPLIES | 891.78 |
| 730270 | 6,111.73 |
| LAW ENFORCEMENT SPECIFIC SUPPLIES | 6,111.73 |
| 730310 | 2,081.35 |

| | |
|---|---|
| UNIFORMS | 2,081.35 |
| 730320 | 229.00 |
| IT HARDWARE | 229.00 |
| 740140 | 4,176.01 |
| VEHICLE MAINTENANCE | 4,176.01 |
| 740420 | 21.63 |
| COURIER SERVICE | 21.63 |
| 740504 | 805.00 |
| ONLINE SERVICES | 805.00 |
| 740530 | 9,019.90 |
| MOBILE PHONE AND DATA | 9,019.90 |
| 740540 | 280.50 |
| TRAVEL EXPENSE | 280.50 |
| 740580 | 210.00 |
| PRINTING | 210.00 |
| 740640 | 4,337.41 |
| CONTRACT SERVICES | 4,337.41 |
| 740660 | 135.28 |
| EQUIPMENT RENTAL | 135.28 |
| 740680 | 690.00 |
| MEMBERSHIP/ASSOCIATION DUES | 690.00 |
| 750400 | - |
| CAPITAL OUTLAY-FURNITURE FIXTURES AND EQUIPMENT | - |
| 7300 | 2,148,914.87 |
| CONSTABLE PRECINCT 3 | 2,148,914.87 |
| 710100 | 48,435.15 |
| SALARY/OFFICIAL-DEPARTMENT HEAD | 48,435.15 |
| 710110 | 1,354,958.27 |
| SALARY/REGULAR | 1,354,958.27 |
| 710130 | 36,174.12 |
| SALARY/OVERTIME | 36,174.12 |
| 710150 | 7,728.00 |
| SALARY/SPECIAL PAY | 7,728.00 |
| 720100 | 107,886.06 |
| SOCIAL SECURITY | 107,886.06 |
| 720110 | 260,223.47 |
| EMPLOYEE INSURANCE | 260,223.47 |
| 720120 | 177,583.00 |
| RETIREMENT | 177,583.00 |
| 720140 | 12,444.43 |
| STATE UNEMPLOYMENT TAX | 12,444.43 |
| 730100 | 2,125.34 |
| OFFICE SUPPLIES | 2,125.34 |
| 730240 | 39,645.26 |
| FUEL | 39,645.26 |
| 730250 | 85.46 |
| SHOP SUPPLIES | 85.46 |
| 730260 | 3,777.22 |
| VEHICLE SUPPLIES | 3,777.22 |
| 730270 | 19,403.33 |
| LAW ENFORCEMENT SPECIFIC SUPPLIES | 19,403.33 |
| 730280 | 2,782.75 |
| CANINE EXPENSES | 2,782.75 |
| 730300 | 501.41 |
| COMMUNITY AWARENESS SUPPLIES | 501.41 |

| | |
|---|---|
| 730310 | 2,249.96 |
| UNIFORMS | 2,249.96 |
| 730320 | 2,359.54 |
| IT HARDWARE | 2,359.54 |
| 730330 | 5,193.55 |
| IT SOFTWARE | 5,193.55 |
| 740140 | 22,003.98 |
| VEHICLE MAINTENANCE | 22,003.98 |
| 740420 | 83.06 |
| COURIER SERVICE | 83.06 |
| 740504 | 495.00 |
| ONLINE SERVICES | 495.00 |
| 740510 | 4,082.50 |
| PROFESSIONAL DEVELOPMENT | 4,082.50 |
| 740530 | 14,737.56 |
| MOBILE PHONE AND DATA | 14,737.56 |
| 740540 | 2,793.17 |
| TRAVEL EXPENSE | 2,793.17 |
| 740580 | 714.89 |
| PRINTING | 714.89 |
| 740660 | 4,741.42 |
| EQUIPMENT RENTAL | 4,741.42 |
| 740680 | 921.00 |
| MEMBERSHIP/ASSOCIATION DUES | 921.00 |
| 750400 | 15,115.40 |
| CAPITAL OUTLAY-FURNITURE FIXTURES AND EQUIPMENT | 15,115.40 |
| 790100 | (329.43) |
| REIMBURSEMENTS CLEARING | (329.43) |
| 7400 | 1,607,696.30 |
| CONSTABLE PRECINCT 4 | 1,607,696.30 |
| 710100 | 48,435.15 |
| SALARY/OFFICIAL-DEPARTMENT HEAD | 48,435.15 |
| 710110 | 969,694.20 |
| SALARY/REGULAR | 969,694.20 |
| 710130 | 29,513.95 |
| SALARY/OVERTIME | 29,513.95 |
| 710140 | 1,188.82 |
| SALARY/CELL PHONE ALLOWANCE | 1,188.82 |
| 710150 | 8,004.00 |
| SALARY/SPECIAL PAY | 8,004.00 |
| 720100 | 78,324.25 |
| SOCIAL SECURITY | 78,324.25 |
| 720110 | 187,943.79 |
| EMPLOYEE INSURANCE | 187,943.79 |
| 720120 | 129,674.87 |
| RETIREMENT | 129,674.87 |
| 720140 | 8,663.80 |
| STATE UNEMPLOYMENT TAX | 8,663.80 |
| 730140 | 18.64 |
| JANITOR SUPPLIES | 18.64 |
| 730220 | 1,041.14 |
| REPLACEMENTS | 1,041.14 |
| 730230 | 5,938.29 |
| MARINE/AIR EXPENSE | 5,938.29 |
| 730240 | 31,898.92 |

| | |
|---|---|
| FUEL | 31,898.92 |
| 730270 | 35,807.44 |
| LAW ENFORCEMENT SPECIFIC SUPPLIES | 35,807.44 |
| 730280 | 2,126.99 |
| CANINE EXPENSES | 2,126.99 |
| 730310 | 13,212.86 |
| UNIFORMS | 13,212.86 |
| 740140 | 15,879.22 |
| VEHICLE MAINTENANCE | 15,879.22 |
| 740510 | 6,686.00 |
| PROFESSIONAL DEVELOPMENT | 6,686.00 |
| 740530 | 13,597.36 |
| MOBILE PHONE AND DATA | 13,597.36 |
| 740580 | 516.06 |
| PRINTING | 516.06 |
| 740660 | 11,534.55 |
| EQUIPMENT RENTAL | 11,534.55 |
| 750400 | 7,996.00 |
| CAPITAL OUTLAY-FURNITURE FIXTURES AND EQUIPMENT | 7,996.00 |
| 7500 | 1,560,686.39 |
| CONSTABLE PRECINCT 5 | 1,560,686.39 |
| 710100 | 48,435.15 |
| SALARY/OFFICIAL-DEPARTMENT HEAD | 48,435.15 |
| 710110 | 1,014,556.45 |
| SALARY/REGULAR | 1,014,556.45 |
| 710130 | 1,758.13 |
| SALARY/OVERTIME | 1,758.13 |
| 710140 | 3,396.64 |
| SALARY/CELL PHONE ALLOWANCE | 3,396.64 |
| 710150 | 6,802.00 |
| SALARY/SPECIAL PAY | 6,802.00 |
| 720100 | 79,804.64 |
| SOCIAL SECURITY | 79,804.64 |
| 720110 | 197,595.35 |
| EMPLOYEE INSURANCE | 197,595.35 |
| 720120 | 131,896.19 |
| RETIREMENT | 131,896.19 |
| 720140 | 9,227.89 |
| STATE UNEMPLOYMENT TAX | 9,227.89 |
| 730100 | 520.66 |
| OFFICE SUPPLIES | 520.66 |
| 730240 | 10,014.07 |
| FUEL | 10,014.07 |
| 730250 | 937.48 |
| SHOP SUPPLIES | 937.48 |
| 730270 | 15,321.74 |
| LAW ENFORCEMENT SPECIFIC SUPPLIES | 15,321.74 |
| 730310 | 2,298.86 |
| UNIFORMS | 2,298.86 |
| 740140 | 7,982.21 |
| VEHICLE MAINTENANCE | 7,982.21 |
| 740510 | 4,803.41 |
| PROFESSIONAL DEVELOPMENT | 4,803.41 |
| 740512 | 2,130.27 |
| PROFESSIONAL SERVICES | 2,130.27 |

| | |
|---|---|
| 740530 | 12,229.60 |
| MOBILE PHONE AND DATA | 12,229.60 |
| 740540 | 4,045.18 |
| TRAVEL EXPENSE | 4,045.18 |
| 740580 | 333.32 |
| PRINTING | 333.32 |
| 740660 | 6,547.15 |
| EQUIPMENT RENTAL | 6,547.15 |
| 740680 | 50.00 |
| MEMBERSHIP/ASSOCIATION DUES | 50.00 |
| 760400 | - |
| DEPRECIATION EQUIPMENT | - |
| 8100 | 217,115.18 |
| COURT OPERATIONS | 217,115.18 |
| 710110 | 7,762.47 |
| SALARY/REGULAR | 7,762.47 |
| 710130 | 3,298.00 |
| SALARY/OVERTIME | 3,298.00 |
| 720100 | 835.79 |
| SOCIAL SECURITY | 835.79 |
| 720110 | 742.69 |
| EMPLOYEE INSURANCE | 742.69 |
| 720120 | 404.68 |
| RETIREMENT | 404.68 |
| 720140 | 145.58 |
| STATE UNEMPLOYMENT TAX | 145.58 |
| 740170 | 41,750.00 |
| PETIT JURORS | 41,750.00 |
| 740270 | 350.00 |
| APPOINTED ATTORNEY | 350.00 |
| 740512 | 120.00 |
| PROFESSIONAL SERVICES | 120.00 |
| 740524 | 90,621.85 |
| PROFESSIONAL SERVICES-INTERPRETER | 90,621.85 |
| 740540 | 264.50 |
| TRAVEL EXPENSE | 264.50 |
| 740580 | 990.00 |
| PRINTING | 990.00 |
| 740640 | 12,211.55 |
| CONTRACT SERVICES | 12,211.55 |
| 740690 | 55,342.50 |
| COURT COST | 55,342.50 |
| 740694 | 2,275.57 |
| FOOD SERVICE | 2,275.57 |
| 740964 | - |
| PREFERRED PROVIDER ORGANIZATION FEES | - |
| 8101 | 1,992,888.80 |
| INDIGENT DEFENSE- CRIMINAL | 1,992,888.80 |
| 740120 | 1,850.00 |
| MEDICAL SERVICES | 1,850.00 |
| 740270 | 1,745,339.94 |
| APPOINTED ATTORNEY | 1,745,339.94 |
| 740290 | 949.82 |
| OTHER LITIGATION-APPOINTED ATTORNEY | 949.82 |
| 740310 | 855.00 |

| | |
|---|---|
| APPOINTED ATTORNEY-CIVIL | 855.00 |
| 740370 | 83,945.80 |
| APPOINTED ATTORNEY-JUVENILE | 83,945.80 |
| 740460 | 53,935.76 |
| INVESTIGATOR | 53,935.76 |
| 740470 | 91,395.25 |
| EXPERT WITNESS | 91,395.25 |
| 740484 | 12,890.23 |
| COURT REPORTER TRANSCRIPT | 12,890.23 |
| 740512 | 1,377.00 |
| PROFESSIONAL SERVICES | 1,377.00 |
| 740524 | 350.00 |
| PROFESSIONAL SERVICES-INTERPRETER | 350.00 |
| 8102 | 576,389.40 |
| INDIGENT DEFENSE- CIVIL | 576,389.40 |
| 740230 | 129.00 |
| LITIGATION EXPENSES | 129.00 |
| 740270 | 59,968.28 |
| APPOINTED ATTORNEY | 59,968.28 |
| 740290 | 798.86 |
| OTHER LITIGATION-APPOINTED ATTORNEY | 798.86 |
| 740310 | 515,099.83 |
| APPOINTED ATTORNEY-CIVIL | 515,099.83 |
| 740540 | 393.43 |
| TRAVEL EXPENSE | 393.43 |
| 8103 | 418,087.78 |
| OFFICE OF COURT ADMIN | 418,087.78 |
| 710100 | 44,100.57 |
| SALARY/OFFICIAL-DEPARTMENT HEAD | 44,100.57 |
| 710110 | 237,960.49 |
| SALARY/REGULAR | 237,960.49 |
| 710130 | 15,755.00 |
| SALARY/OVERTIME | 15,755.00 |
| 720100 | 20,577.72 |
| SOCIAL SECURITY | 20,577.72 |
| 720110 | 52,443.18 |
| EMPLOYEE INSURANCE | 52,443.18 |
| 720120 | 36,542.06 |
| RETIREMENT | 36,542.06 |
| 720140 | 2,279.52 |
| STATE UNEMPLOYMENT TAX | 2,279.52 |
| 730100 | 3,565.38 |
| OFFICE SUPPLIES | 3,565.38 |
| 730310 | 1,014.70 |
| UNIFORMS | 1,014.70 |
| 740510 | 65.00 |
| PROFESSIONAL DEVELOPMENT | 65.00 |
| 740530 | 1,032.58 |
| MOBILE PHONE AND DATA | 1,032.58 |
| 740570 | 99.50 |
| ADVERTISING | 99.50 |
| 740580 | 170.00 |
| PRINTING | 170.00 |
| 740660 | 2,332.08 |
| EQUIPMENT RENTAL | 2,332.08 |

| | |
|---|---|
| 740680 | 150.00 |
| MEMBERSHIP/ASSOCIATION DUES | 150.00 |
| 8210 | 200,010.27 |
| COUNTY COURT AT LAW 1 | 200,010.27 |
| 710100 | 67,723.13 |
| SALARY/OFFICIAL-DEPARTMENT HEAD | 67,723.13 |
| 710110 | 83,539.00 |
| SALARY/REGULAR | 83,539.00 |
| 720100 | 7,992.59 |
| SOCIAL SECURITY | 7,992.59 |
| 720110 | 18,102.10 |
| EMPLOYEE INSURANCE | 18,102.10 |
| 720120 | 18,559.75 |
| RETIREMENT | 18,559.75 |
| 720140 | 641.56 |
| STATE UNEMPLOYMENT TAX | 641.56 |
| 730100 | 154.38 |
| OFFICE SUPPLIES | 154.38 |
| 740530 | 37.99 |
| MOBILE PHONE AND DATA | 37.99 |
| 740580 | 67.08 |
| PRINTING | 67.08 |
| 740640 | 497.13 |
| CONTRACT SERVICES | 497.13 |
| 740660 | 2,695.56 |
| EQUIPMENT RENTAL | 2,695.56 |
| 8220 | 319,257.22 |
| COUNTY COURT AT LAW 2 | 319,257.22 |
| 710100 | 65,461.50 |
| SALARY/OFFICIAL-DEPARTMENT HEAD | 65,461.50 |
| 710110 | 171,438.08 |
| SALARY/REGULAR | 171,438.08 |
| 720100 | 14,973.95 |
| SOCIAL SECURITY | 14,973.95 |
| 720110 | 33,511.76 |
| EMPLOYEE INSURANCE | 33,511.76 |
| 720120 | 29,067.46 |
| RETIREMENT | 29,067.46 |
| 720140 | 1,448.65 |
| STATE UNEMPLOYMENT TAX | 1,448.65 |
| 730100 | 1,122.11 |
| OFFICE SUPPLIES | 1,122.11 |
| 740530 | 66.60 |
| MOBILE PHONE AND DATA | 66.60 |
| 740660 | 2,013.84 |
| EQUIPMENT RENTAL | 2,013.84 |
| 740694 | 147.51 |
| FOOD SERVICE | 147.51 |
| 730101 | 1.99 |
| FOOD SUPPLIES | 1.99 |
| 740260 | 3.77 |
| INTEREST ON CREDIT CARDS | 3.77 |
| 8230 | 309,255.69 |
| COUNTY COURT AT LAW 3 | 309,255.69 |
| 710100 | 67,723.13 |

| | |
|---|---|
| SALARY/OFFICIAL-DEPARTMENT HEAD | 67,723.13 |
| 710110 | 166,200.54 |
| SALARY/REGULAR | 166,200.54 |
| 720100 | 13,853.96 |
| SOCIAL SECURITY | 13,853.96 |
| 720110 | 27,221.40 |
| EMPLOYEE INSURANCE | 27,221.40 |
| 720120 | 28,702.39 |
| RETIREMENT | 28,702.39 |
| 720140 | 1,080.56 |
| STATE UNEMPLOYMENT TAX | 1,080.56 |
| 730100 | 539.43 |
| OFFICE SUPPLIES | 539.43 |
| 740530 | 151.96 |
| MOBILE PHONE AND DATA | 151.96 |
| 740640 | 15.00 |
| CONTRACT SERVICES | 15.00 |
| 740660 | 3,772.32 |
| EQUIPMENT RENTAL | 3,772.32 |
| 790100 | (5.00) |
| REIMBURSEMENTS CLEARING | (5.00) |
| 8240 | 200,960.61 |
| COUNTY COURT AT LAW 4 | 200,960.61 |
| 710100 | 67,723.13 |
| SALARY/OFFICIAL-DEPARTMENT HEAD | 67,723.13 |
| 710110 | 84,314.15 |
| SALARY/REGULAR | 84,314.15 |
| 710130 | 9.18 |
| SALARY/OVERTIME | 9.18 |
| 720100 | 8,114.66 |
| SOCIAL SECURITY | 8,114.66 |
| 720110 | 17,574.18 |
| EMPLOYEE INSURANCE | 17,574.18 |
| 720120 | 18,656.03 |
| RETIREMENT | 18,656.03 |
| 720140 | 629.96 |
| STATE UNEMPLOYMENT TAX | 629.96 |
| 740510 | 65.00 |
| PROFESSIONAL DEVELOPMENT | 65.00 |
| 740640 | 1,101.36 |
| CONTRACT SERVICES | 1,101.36 |
| 740660 | 2,919.48 |
| EQUIPMENT RENTAL | 2,919.48 |
| 790100 | (150.00) |
| REIMBURSEMENTS CLEARING | (150.00) |
| 740260 | 3.48 |
| INTEREST ON CREDIT CARDS | 3.48 |
| 8250 | 184,694.53 |
| COUNTY COURT AT LAW 5 | 184,694.53 |
| 710100 | 67,723.13 |
| SALARY/OFFICIAL-DEPARTMENT HEAD | 67,723.13 |
| 710110 | 72,789.74 |
| SALARY/REGULAR | 72,789.74 |
| 720100 | 7,822.23 |
| SOCIAL SECURITY | 7,822.23 |

| | |
|---|---|
| 720110 | 18,102.10 |
| EMPLOYEE INSURANCE | 18,102.10 |
| 720120 | 17,240.84 |
| RETIREMENT | 17,240.84 |
| 720140 | 639.45 |
| STATE UNEMPLOYMENT TAX | 639.45 |
| 730100 | 151.02 |
| OFFICE SUPPLIES | 151.02 |
| 740640 | 226.02 |
| CONTRACT SERVICES | 226.02 |
| 8310 | 123,968.47 |
| 9TH DISTRICT COURT | 123,968.47 |
| 710100 | 5,416.65 |
| SALARY/OFFICIAL-DEPARTMENT HEAD | 5,416.65 |
| 710110 | 78,959.83 |
| SALARY/REGULAR | 78,959.83 |
| 710140 | 339.66 |
| SALARY/CELL PHONE ALLOWANCE | 339.66 |
| 720100 | 6,274.64 |
| SOCIAL SECURITY | 6,274.64 |
| 720110 | 17,334.83 |
| EMPLOYEE INSURANCE | 17,334.83 |
| 720120 | 10,288.28 |
| RETIREMENT | 10,288.28 |
| 720140 | 652.89 |
| STATE UNEMPLOYMENT TAX | 652.89 |
| 730100 | 164.97 |
| OFFICE SUPPLIES | 164.97 |
| 740640 | - |
| CONTRACT SERVICES | - |
| 740660 | 4,536.72 |
| EQUIPMENT RENTAL | 4,536.72 |
| 8320 | 128,997.28 |
| 221ST DISTRICT COURT | 128,997.28 |
| 710100 | 5,416.65 |
| SALARY/OFFICIAL-DEPARTMENT HEAD | 5,416.65 |
| 710110 | 82,154.16 |
| SALARY/REGULAR | 82,154.16 |
| 720100 | 6,536.12 |
| SOCIAL SECURITY | 6,536.12 |
| 720110 | 17,334.83 |
| EMPLOYEE INSURANCE | 17,334.83 |
| 720120 | 10,638.61 |
| RETIREMENT | 10,638.61 |
| 720140 | 655.09 |
| STATE UNEMPLOYMENT TAX | 655.09 |
| 730100 | 519.37 |
| OFFICE SUPPLIES | 519.37 |
| 740540 | 356.35 |
| TRAVEL EXPENSE | 356.35 |
| 740640 | 5,268.16 |
| CONTRACT SERVICES | 5,268.16 |
| 740694 | 117.94 |
| FOOD SERVICE | 117.94 |
| 8330 | 200,521.98 |

| | |
|---|---|
| 284TH DISTRICT COURT | 200,521.98 |
| 710100 | 5,416.65 |
| SALARY/OFFICIAL-DEPARTMENT HEAD | 5,416.65 |
| 710110 | 130,587.17 |
| SALARY/REGULAR | 130,587.17 |
| 720100 | 12,172.39 |
| SOCIAL SECURITY | 12,172.39 |
| 720110 | 26,971.72 |
| EMPLOYEE INSURANCE | 26,971.72 |
| 720120 | 19,901.56 |
| RETIREMENT | 19,901.56 |
| 720140 | 1,089.85 |
| STATE UNEMPLOYMENT TAX | 1,089.85 |
| 730100 | 1,449.00 |
| OFFICE SUPPLIES | 1,449.00 |
| 740510 | 150.00 |
| PROFESSIONAL DEVELOPMENT | 150.00 |
| 740640 | 2,783.64 |
| CONTRACT SERVICES | 2,783.64 |
| 8340 | 143,186.17 |
| 359TH DISTRICT COURT | 143,186.17 |
| 710100 | 5,416.65 |
| SALARY/OFFICIAL-DEPARTMENT HEAD | 5,416.65 |
| 710110 | 93,354.22 |
| SALARY/REGULAR | 93,354.22 |
| 720100 | 7,282.26 |
| SOCIAL SECURITY | 7,282.26 |
| 720110 | 17,335.76 |
| EMPLOYEE INSURANCE | 17,335.76 |
| 720120 | 12,012.88 |
| RETIREMENT | 12,012.88 |
| 720140 | 774.70 |
| STATE UNEMPLOYMENT TAX | 774.70 |
| 740484 | 853.00 |
| COURT REPORTER TRANSCRIPT | 853.00 |
| 740510 | 65.00 |
| PROFESSIONAL DEVELOPMENT | 65.00 |
| 740530 | 463.23 |
| MOBILE PHONE AND DATA | 463.23 |
| 740640 | 573.66 |
| CONTRACT SERVICES | 573.66 |
| 740656 | 4,845.72 |
| RENT AND LEASES | 4,845.72 |
| 740660 | 57.91 |
| EQUIPMENT RENTAL | 57.91 |
| 740680 | 150.00 |
| MEMBERSHIP/ASSOCIATION DUES | 150.00 |
| 740260 | 1.18 |
| INTEREST ON CREDIT CARDS | 1.18 |
| 8350 | 233,200.47 |
| 410th DISTRICT COURT | 233,200.47 |
| 710100 | 5,416.65 |
| SALARY/OFFICIAL-DEPARTMENT HEAD | 5,416.65 |
| 710110 | 159,456.70 |
| SALARY/REGULAR | 159,456.70 |

| | |
|---|---|
| 720100 | 12,179.13 |
| SOCIAL SECURITY | 12,179.13 |
| 720110 | 26,454.13 |
| EMPLOYEE INSURANCE | 26,454.13 |
| 720120 | 20,123.63 |
| RETIREMENT | 20,123.63 |
| 720140 | 1,070.13 |
| STATE UNEMPLOYMENT TAX | 1,070.13 |
| 730100 | 4,904.38 |
| OFFICE SUPPLIES | 4,904.38 |
| 740540 | 708.90 |
| TRAVEL EXPENSE | 708.90 |
| 740656 | 2,874.88 |
| RENT AND LEASES | 2,874.88 |
| 740660 | 11.94 |
| EQUIPMENT RENTAL | 11.94 |
| 8360 | 236,427.13 |
| 418TH DISTRICT COURT | 236,427.13 |
| 710100 | 5,416.65 |
| SALARY/OFFICIAL-DEPARTMENT HEAD | 5,416.65 |
| 710110 | 161,334.14 |
| SALARY/REGULAR | 161,334.14 |
| 720100 | 12,420.32 |
| SOCIAL SECURITY | 12,420.32 |
| 720110 | 27,469.50 |
| EMPLOYEE INSURANCE | 27,469.50 |
| 720120 | 20,354.00 |
| RETIREMENT | 20,354.00 |
| 720140 | 1,064.80 |
| STATE UNEMPLOYMENT TAX | 1,064.80 |
| 730100 | 6,742.09 |
| OFFICE SUPPLIES | 6,742.09 |
| 740530 | 51.80 |
| MOBILE PHONE AND DATA | 51.80 |
| 740656 | 1,357.48 |
| RENT AND LEASES | 1,357.48 |
| 740680 | 28.40 |
| MEMBERSHIP/ASSOCIATION DUES | 28.40 |
| 740694 | 120.14 |
| FOOD SERVICE | 120.14 |
| 730101 | 67.81 |
| FOOD SUPPLIES | 67.81 |
| 8370 | 125,451.83 |
| 435TH DISTRICT COURT | 125,451.83 |
| 710100 | 5,416.65 |
| SALARY/OFFICIAL-DEPARTMENT HEAD | 5,416.65 |
| 710110 | 81,862.53 |
| SALARY/REGULAR | 81,862.53 |
| 720100 | 6,468.07 |
| SOCIAL SECURITY | 6,468.07 |
| 720110 | 14,301.91 |
| EMPLOYEE INSURANCE | 14,301.91 |
| 720120 | 10,602.80 |
| RETIREMENT | 10,602.80 |
| 720140 | 756.97 |

| | |
|---|---|
| STATE UNEMPLOYMENT TAX | 756.97 |
| 730100 | 39.74 |
| OFFICE SUPPLIES | 39.74 |
| 740530 | 113.97 |
| MOBILE PHONE AND DATA | 113.97 |
| 740640 | 787.99 |
| CONTRACT SERVICES | 787.99 |
| 740656 | 5,101.20 |
| RENT AND LEASES | 5,101.20 |
| 8401 | 147,999.88 |
| DRUG COURT | 147,999.88 |
| 710100 | 26,819.39 |
| SALARY/OFFICIAL-DEPARTMENT HEAD | 26,819.39 |
| 710110 | 35,718.08 |
| SALARY/REGULAR | 35,718.08 |
| 720100 | 4,631.71 |
| SOCIAL SECURITY | 4,631.71 |
| 720110 | 13,678.95 |
| EMPLOYEE INSURANCE | 13,678.95 |
| 720120 | 7,673.35 |
| RETIREMENT | 7,673.35 |
| 720140 | 622.52 |
| STATE UNEMPLOYMENT TAX | 622.52 |
| 730100 | 3,588.49 |
| OFFICE SUPPLIES | 3,588.49 |
| 740110 | 2,591.99 |
| IT SOFTWARE MAINTENANCE | 2,591.99 |
| 740512 | 31,009.00 |
| PROFESSIONAL SERVICES | 31,009.00 |
| 740516 | 21,664.41 |
| PROFESSIONAL SERVICES-URINALYSIS | 21,664.41 |
| 740660 | 1.99 |
| EQUIPMENT RENTAL | 1.99 |
| 8402 | 105,329.98 |
| DRUG COURT-DWI COURT | 105,329.98 |
| 710110 | 17,870.08 |
| SALARY/REGULAR | 17,870.08 |
| 720100 | 1,360.47 |
| SOCIAL SECURITY | 1,360.47 |
| 720110 | 4,559.65 |
| EMPLOYEE INSURANCE | 4,559.65 |
| 720120 | 2,192.64 |
| RETIREMENT | 2,192.64 |
| 720140 | 197.16 |
| STATE UNEMPLOYMENT TAX | 197.16 |
| 730100 | 148.39 |
| OFFICE SUPPLIES | 148.39 |
| 740512 | 45,524.00 |
| PROFESSIONAL SERVICES | 45,524.00 |
| 740516 | 32,241.83 |
| PROFESSIONAL SERVICES-URINALYSIS | 32,241.83 |
| 740660 | 1,235.76 |
| EQUIPMENT RENTAL | 1,235.76 |
| 8403 | 107,334.07 |
| MENTAL HEALTH COURT SERVICE | 107,334.07 |

| | |
|---|---|
| 710110 | 70,992.96 |
| SALARY/REGULAR | 70,992.96 |
| 720100 | 5,192.91 |
| SOCIAL SECURITY | 5,192.91 |
| 720110 | 16,428.94 |
| EMPLOYEE INSURANCE | 16,428.94 |
| 720120 | 8,710.82 |
| RETIREMENT | 8,710.82 |
| 720140 | 759.96 |
| STATE UNEMPLOYMENT TAX | 759.96 |
| 730100 | 81.31 |
| OFFICE SUPPLIES | 81.31 |
| 730330 | 89.94 |
| IT SOFTWARE | 89.94 |
| 740540 | 1,215.14 |
| TRAVEL EXPENSE | 1,215.14 |
| 740660 | 3,862.09 |
| EQUIPMENT RENTAL | 3,862.09 |
| 8510 | 304,281.66 |
| JUSTICE OF PEACE PRECINCT 1 | 304,281.66 |
| 710100 | 47,161.87 |
| SALARY/OFFICIAL-DEPARTMENT HEAD | 47,161.87 |
| 710110 | 164,492.71 |
| SALARY/REGULAR | 164,492.71 |
| 720100 | 15,742.88 |
| SOCIAL SECURITY | 15,742.88 |
| 720110 | 36,477.20 |
| EMPLOYEE INSURANCE | 36,477.20 |
| 720120 | 25,970.05 |
| RETIREMENT | 25,970.05 |
| 720140 | 2,054.51 |
| STATE UNEMPLOYMENT TAX | 2,054.51 |
| 730100 | 1,987.66 |
| OFFICE SUPPLIES | 1,987.66 |
| 740140 | 496.77 |
| VEHICLE MAINTENANCE | 496.77 |
| 740512 | 3,115.33 |
| PROFESSIONAL SERVICES | 3,115.33 |
| 740540 | 102.08 |
| TRAVEL EXPENSE | 102.08 |
| 740580 | 520.00 |
| PRINTING | 520.00 |
| 740640 | - |
| CONTRACT SERVICES | - |
| 740660 | 6,030.60 |
| EQUIPMENT RENTAL | 6,030.60 |
| 740680 | 130.00 |
| MEMBERSHIP/ASSOCIATION DUES | 130.00 |
| 8520 | 215,306.86 |
| JUSTICE OF PEACE PRECINCT 2 | 215,306.86 |
| 710100 | 47,161.87 |
| SALARY/OFFICIAL-DEPARTMENT HEAD | 47,161.87 |
| 710110 | 91,668.15 |
| SALARY/REGULAR | 91,668.15 |
| 720100 | 10,364.49 |

| | |
|---|---|
| SOCIAL SECURITY | 10,364.49 |
| 720110 | 26,833.85 |
| EMPLOYEE INSURANCE | 26,833.85 |
| 720120 | 17,034.59 |
| RETIREMENT | 17,034.59 |
| 720140 | 1,061.12 |
| STATE UNEMPLOYMENT TAX | 1,061.12 |
| 730100 | 1,407.10 |
| OFFICE SUPPLIES | 1,407.10 |
| 740510 | 50.00 |
| PROFESSIONAL DEVELOPMENT | 50.00 |
| 740530 | 639.36 |
| MOBILE PHONE AND DATA | 639.36 |
| 740560 | 425.00 |
| TRANSPORTATION | 425.00 |
| 740640 | 110.45 |
| CONTRACT SERVICES | 110.45 |
| 740644 | 15,460.91 |
| COLLECTION SERVICES | 15,460.91 |
| 740656 | 3,083.64 |
| RENT AND LEASES | 3,083.64 |
| 740660 | 5.97 |
| EQUIPMENT RENTAL | 5.97 |
| 740740 | 0.36 |
| BANK SERVICE CHARGES | 0.36 |
| 8530 | 450,912.19 |
| JUSTICE OF PEACE PRECINCT 3 | 450,912.19 |
| 710100 | 47,161.87 |
| SALARY/OFFICIAL-DEPARTMENT HEAD | 47,161.87 |
| 710110 | 249,915.27 |
| SALARY/REGULAR | 249,915.27 |
| 710120 | - |
| SALARY/OTHER | - |
| 710130 | 8,853.74 |
| SALARY/OVERTIME | 8,853.74 |
| 710140 | 169.83 |
| SALARY/CELL PHONE ALLOWANCE | 169.83 |
| 720100 | 22,692.03 |
| SOCIAL SECURITY | 22,692.03 |
| 720110 | 72,173.80 |
| EMPLOYEE INSURANCE | 72,173.80 |
| 720120 | 37,646.82 |
| RETIREMENT | 37,646.82 |
| 720140 | 3,140.46 |
| STATE UNEMPLOYMENT TAX | 3,140.46 |
| 730100 | 1,436.94 |
| OFFICE SUPPLIES | 1,436.94 |
| 740140 | 149.04 |
| VEHICLE MAINTENANCE | 149.04 |
| 740510 | 850.00 |
| PROFESSIONAL DEVELOPMENT | 850.00 |
| 740512 | 132.00 |
| PROFESSIONAL SERVICES | 132.00 |
| 740540 | 40.00 |
| TRAVEL EXPENSE | 40.00 |

| | |
|---|---|
| 740580 | 781.00 |
| PRINTING | 781.00 |
| 740660 | 5,709.39 |
| EQUIPMENT RENTAL | 5,709.39 |
| 740680 | 60.00 |
| MEMBERSHIP/ASSOCIATION DUES | 60.00 |
| 8540 | 353,119.48 |
| JUSTICE OF PEACE PRECINCT 4 | 353,119.48 |
| 710100 | 47,161.87 |
| SALARY/OFFICIAL-DEPARTMENT HEAD | 47,161.87 |
| 710110 | 171,864.71 |
| SALARY/REGULAR | 171,864.71 |
| 710140 | - |
| SALARY/CELL PHONE ALLOWANCE | - |
| 720100 | 16,233.28 |
| SOCIAL SECURITY | 16,233.28 |
| 720110 | 53,158.74 |
| EMPLOYEE INSURANCE | 53,158.74 |
| 720120 | 26,874.51 |
| RETIREMENT | 26,874.51 |
| 720140 | 2,157.94 |
| STATE UNEMPLOYMENT TAX | 2,157.94 |
| 730100 | 1,054.08 |
| OFFICE SUPPLIES | 1,054.08 |
| 740510 | 100.00 |
| PROFESSIONAL DEVELOPMENT | 100.00 |
| 740530 | 252.60 |
| MOBILE PHONE AND DATA | 252.60 |
| 740560 | 1,490.00 |
| TRANSPORTATION | 1,490.00 |
| 740580 | 235.00 |
| PRINTING | 235.00 |
| 740640 | 361.45 |
| CONTRACT SERVICES | 361.45 |
| 740644 | 27,052.54 |
| COLLECTION SERVICES | 27,052.54 |
| 740660 | 5,087.76 |
| EQUIPMENT RENTAL | 5,087.76 |
| 740680 | 35.00 |
| MEMBERSHIP/ASSOCIATION DUES | 35.00 |
| 8550 | 223,863.83 |
| JUSTICE OF PEACE PRECINCT 5 | 223,863.83 |
| 710100 | 47,161.87 |
| SALARY/OFFICIAL-DEPARTMENT HEAD | 47,161.87 |
| 710110 | 94,660.96 |
| SALARY/REGULAR | 94,660.96 |
| 720100 | 10,336.56 |
| SOCIAL SECURITY | 10,336.56 |
| 720110 | 27,357.90 |
| EMPLOYEE INSURANCE | 27,357.90 |
| 720120 | 17,401.63 |
| RETIREMENT | 17,401.63 |
| 720140 | 985.32 |
| STATE UNEMPLOYMENT TAX | 985.32 |
| 730100 | 4,383.18 |

| | |
|---|---|
| OFFICE SUPPLIES | 4,383.18 |
| 730110 | 660.00 |
| POSTAGE | 660.00 |
| 730320 | 19.05 |
| IT HARDWARE | 19.05 |
| 740530 | 557.89 |
| MOBILE PHONE AND DATA | 557.89 |
| 740640 | 3,831.65 |
| CONTRACT SERVICES | 3,831.65 |
| 740644 | 13,704.60 |
| COLLECTION SERVICES | 13,704.60 |
| 740660 | 2,803.22 |
| EQUIPMENT RENTAL | 2,803.22 |
| 6502 | 219,607.00 |
| SHERIFF FINANCE | 219,607.00 |
| 710110 | 132,819.47 |
| SALARY/REGULAR | 132,819.47 |
| 710130 | 1,983.91 |
| SALARY/OVERTIME | 1,983.91 |
| 720100 | 9,887.69 |
| SOCIAL SECURITY | 9,887.69 |
| 720110 | 27,489.72 |
| EMPLOYEE INSURANCE | 27,489.72 |
| 720120 | 16,540.52 |
| RETIREMENT | 16,540.52 |
| 720140 | 985.27 |
| STATE UNEMPLOYMENT TAX | 985.27 |
| 730100 | 1,636.56 |
| OFFICE SUPPLIES | 1,636.56 |
| 730320 | 13,665.20 |
| IT HARDWARE | 13,665.20 |
| 730330 | 338.99 |
| IT SOFTWARE | 338.99 |
| 740110 | 8,191.59 |
| IT SOFTWARE MAINTENANCE | 8,191.59 |
| 740530 | 333.52 |
| MOBILE PHONE AND DATA | 333.52 |
| 740580 | 146.24 |
| PRINTING | 146.24 |
| 740660 | 5,588.32 |
| EQUIPMENT RENTAL | 5,588.32 |
| 5703 | - |
| 242 OPERATIONS | - |
| 740644 | - |
| COLLECTION SERVICES | - |
| 3212 | (0.00) |
| PAYROLL PASS-THRU | (0.00) |
| 710110 | (0.00) |
| SALARY/REGULAR | (0.00) |
| 8380 | 192,590.80 |
| 457TH DISTRICT COURT | 192,590.80 |
| 710100 | 4,549.99 |
| SALARY/OFFICIAL-DEPARTMENT HEAD | 4,549.99 |
| 710110 | 133,238.26 |
| SALARY/REGULAR | 133,238.26 |

| | |
|---|---|
| 720100 | 10,237.79 |
| SOCIAL SECURITY | 10,237.79 |
| 720110 | 23,621.08 |
| EMPLOYEE INSURANCE | 23,621.08 |
| 720120 | 16,906.48 |
| RETIREMENT | 16,906.48 |
| 720140 | 1,059.42 |
| STATE UNEMPLOYMENT TAX | 1,059.42 |
| 730100 | 717.20 |
| OFFICE SUPPLIES | 717.20 |
| 740510 | 65.00 |
| PROFESSIONAL DEVELOPMENT | 65.00 |
| 740660 | 2,029.30 |
| EQUIPMENT RENTAL | 2,029.30 |
| 740694 | 166.28 |
| FOOD SERVICE | 166.28 |
| 6108 | 41,302.85 |
| SHERIFF RANGE | 41,302.85 |
| 740510 | 800.00 |
| PROFESSIONAL DEVELOPMENT | 800.00 |
| 730360 | 40,502.85 |
| ARMORY EXPENSE | 40,502.85 |
| 6106 | 25,319.25 |
| SHERIFF K9 | 25,319.25 |
| 730270 | 1,049.44 |
| LAW ENFORCEMENT SPECIFIC SUPPLIES | 1,049.44 |
| 730280 | 17,788.42 |
| CANINE EXPENSES | 17,788.42 |
| 740110 | 600.00 |
| IT SOFTWARE MAINTENANCE | 600.00 |
| 740510 | 590.00 |
| PROFESSIONAL DEVELOPMENT | 590.00 |
| 740530 | 1,730.99 |
| MOBILE PHONE AND DATA | 1,730.99 |
| 740540 | 3,094.89 |
| TRAVEL EXPENSE | 3,094.89 |
| 740580 | 165.51 |
| PRINTING | 165.51 |
| 740640 | 300.00 |
| CONTRACT SERVICES | 300.00 |
| 6102 | 30,102.01 |
| SHERIFF SWAT | 30,102.01 |
| 730270 | 11,484.47 |
| LAW ENFORCEMENT SPECIFIC SUPPLIES | 11,484.47 |
| 740510 | 7,000.00 |
| PROFESSIONAL DEVELOPMENT | 7,000.00 |
| 740530 | 4,411.18 |
| MOBILE PHONE AND DATA | 4,411.18 |
| 740540 | 4,588.20 |
| TRAVEL EXPENSE | 4,588.20 |
| 740660 | 2,618.16 |
| EQUIPMENT RENTAL | 2,618.16 |
| 6105 | 3,820.88 |
| SHERIFF TACTICAL AIR | 3,820.88 |
| 730240 | 43.26 |

| | |
|---|---|
| FUEL | 43.26 |
| 740530 | 777.62 |
| MOBILE PHONE AND DATA | 777.62 |
| 740656 | 3,000.00 |
| RENT AND LEASES | 3,000.00 |
| 6109 | 4,265.18 |
| SHERIFF GANGS | 4,265.18 |
| 740530 | 1,725.02 |
| MOBILE PHONE AND DATA | 1,725.02 |
| 740660 | 2,540.16 |
| EQUIPMENT RENTAL | 2,540.16 |
| 6103 | 1,344.94 |
| SHERIFF CRISIS NEGOTIATION TEAM | 1,344.94 |
| 740530 | 1,344.94 |
| MOBILE PHONE AND DATA | 1,344.94 |
| 6409 | 212,576.61 |
| RECORDS AND REPORTING | 212,576.61 |
| 710110 | 128,698.57 |
| SALARY/REGULAR | 128,698.57 |
| 710130 | 3,513.30 |
| SALARY/OVERTIME | 3,513.30 |
| 720100 | 9,788.10 |
| SOCIAL SECURITY | 9,788.10 |
| 720110 | 37,623.75 |
| EMPLOYEE INSURANCE | 37,623.75 |
| 720120 | 16,400.03 |
| RETIREMENT | 16,400.03 |
| 720130 | 1,124.26 |
| WORKERS COMPENSATION | 1,124.26 |
| 720140 | 1,176.74 |
| STATE UNEMPLOYMENT TAX | 1,176.74 |
| 730100 | 3,215.49 |
| OFFICE SUPPLIES | 3,215.49 |
| 740530 | 482.61 |
| MOBILE PHONE AND DATA | 482.61 |
| 740660 | 10,553.76 |
| EQUIPMENT RENTAL | 10,553.76 |
| 6107 | 4,588.17 |
| SHERIFF HONOR GUARD | 4,588.17 |
| 730270 | 4,588.17 |
| LAW ENFORCEMENT SPECIFIC SUPPLIES | 4,588.17 |
| 200 | 13,399,050.48 |
| ROAD AND BRIDGE | 13,399,050.48 |
| 2600 | 481,668.32 |
| INFORMATION TECHNOLOGY | 481,668.32 |
| 710100 | 46,152.90 |
| SALARY/OFFICIAL-DEPARTMENT HEAD | 46,152.90 |
| 710110 | 259,945.79 |
| SALARY/REGULAR | 259,945.79 |
| 710120 | - |
| SALARY/OTHER | - |
| 710130 | 3,099.95 |
| SALARY/OVERTIME | 3,099.95 |
| 710140 | 2,462.66 |
| SALARY/CELL PHONE ALLOWANCE | 2,462.66 |

| | |
|---|---|
| 720100 | 23,349.19 |
| SOCIAL SECURITY | 23,349.19 |
| 720110 | 68,392.17 |
| EMPLOYEE INSURANCE | 68,392.17 |
| 720120 | 38,459.97 |
| RETIREMENT | 38,459.97 |
| 720140 | 3,007.33 |
| STATE UNEMPLOYMENT TAX | 3,007.33 |
| 730100 | 1,122.60 |
| OFFICE SUPPLIES | 1,122.60 |
| 730250 | 7,960.79 |
| SHOP SUPPLIES | 7,960.79 |
| 740510 | 1,200.00 |
| PROFESSIONAL DEVELOPMENT | 1,200.00 |
| 740650 | 26,514.97 |
| SIGN AND SIGNAL MAINTENANCE | 26,514.97 |
| 4700 | 5,570.70 |
| PARKS | 5,570.70 |
| 710110 | - |
| SALARY/REGULAR | - |
| 710120 | - |
| SALARY/OTHER | - |
| 710130 | - |
| SALARY/OVERTIME | - |
| 710140 | - |
| SALARY/CELL PHONE ALLOWANCE | - |
| 720100 | - |
| SOCIAL SECURITY | - |
| 720110 | - |
| EMPLOYEE INSURANCE | - |
| 720120 | - |
| RETIREMENT | - |
| 720140 | - |
| STATE UNEMPLOYMENT TAX | - |
| 730100 | 510.62 |
| OFFICE SUPPLIES | 510.62 |
| 730140 | 1,536.56 |
| JANITOR SUPPLIES | 1,536.56 |
| 730190 | 199.50 |
| ROAD MATERIALS | 199.50 |
| 730220 | - |
| REPLACEMENTS | - |
| 730250 | 187.87 |
| SHOP SUPPLIES | 187.87 |
| 730260 | (49.40) |
| VEHICLE SUPPLIES | (49.40) |
| 730310 | 618.90 |
| UNIFORMS | 618.90 |
| 730350 | - |
| AGRICULTURE SUPPLIES | - |
| 740120 | - |
| MEDICAL SERVICES | - |
| 740140 | 1,600.00 |
| VEHICLE MAINTENANCE | 1,600.00 |
| 740150 | - |

| | |
|---|---|
| LANDSCAPE MAINTENANCE | - |
| 740410 | - |
| TOLLS | - |
| 740504 | - |
| ONLINE SERVICES | - |
| 740512 | 200.00 |
| PROFESSIONAL SERVICES | 200.00 |
| 740530 | 325.67 |
| MOBILE PHONE AND DATA | 325.67 |
| 740640 | 385.00 |
| CONTRACT SERVICES | 385.00 |
| 740654 | 55.98 |
| COMMUNITY BUILDING/VOTING BOX | 55.98 |
| 740660 | - |
| EQUIPMENT RENTAL | - |
| 740680 | - |
| MEMBERSHIP/ASSOCIATION DUES | - |
| 4800 | (10,203.51) |
| COMMUNITY CENTERS | (10,203.51) |
| 710110 | - |
| SALARY/REGULAR | - |
| 710120 | - |
| SALARY/OTHER | - |
| 710140 | - |
| SALARY/CELL PHONE ALLOWANCE | - |
| 720100 | - |
| SOCIAL SECURITY | - |
| 720110 | - |
| EMPLOYEE INSURANCE | - |
| 720120 | - |
| RETIREMENT | - |
| 720140 | - |
| STATE UNEMPLOYMENT TAX | - |
| 730100 | - |
| OFFICE SUPPLIES | - |
| 730300 | 24.99 |
| COMMUNITY AWARENESS SUPPLIES | 24.99 |
| 730310 | - |
| UNIFORMS | - |
| 740512 | - |
| PROFESSIONAL SERVICES | - |
| 740620 | (6,626.31) |
| ELECTRICITY | (6,626.31) |
| 740624 | (3,715.19) |
| WATER AND SEWER | (3,715.19) |
| 740640 | 113.00 |
| CONTRACT SERVICES | 113.00 |
| 740654 | - |
| COMMUNITY BUILDING/VOTING BOX | - |
| 740660 | - |
| EQUIPMENT RENTAL | - |
| 4900 | 29,618.73 |
| RECYCLE CENTERS | 29,618.73 |
| 710110 | - |
| SALARY/REGULAR | - |

| | |
|---|---|
| 710130 | - |
| SALARY/OVERTIME | - |
| 710140 | - |
| SALARY/CELL PHONE ALLOWANCE | - |
| 720100 | - |
| SOCIAL SECURITY | - |
| 720110 | - |
| EMPLOYEE INSURANCE | - |
| 720120 | - |
| RETIREMENT | - |
| 720140 | - |
| STATE UNEMPLOYMENT TAX | - |
| 730100 | (0.00) |
| OFFICE SUPPLIES | (0.00) |
| 730140 | - |
| JANITOR SUPPLIES | - |
| 730240 | - |
| FUEL | - |
| 730250 | 314.00 |
| SHOP SUPPLIES | 314.00 |
| 730260 | - |
| VEHICLE SUPPLIES | - |
| 730310 | - |
| UNIFORMS | - |
| 730390 | 176.15 |
| MEDICAL SUPPLIES | 176.15 |
| 740420 | 686.52 |
| COURIER SERVICE | 686.52 |
| 740512 | 6,649.51 |
| PROFESSIONAL SERVICES | 6,649.51 |
| 740640 | 22,348.00 |
| CONTRACT SERVICES | 22,348.00 |
| 750300 | - |
| CAPITAL OUTLAY-BUILDING | - |
| 750800 | (555.45) |
| MAJOR PROJECTS | (555.45) |
| 7300 | 20,246.67 |
| CONSTABLE PRECINCT 3 | 20,246.67 |
| 710130 | 15,478.33 |
| SALARY/OVERTIME | 15,478.33 |
| 720100 | 1,154.97 |
| SOCIAL SECURITY | 1,154.97 |
| 720110 | 1,680.88 |
| EMPLOYEE INSURANCE | 1,680.88 |
| 720120 | 1,899.20 |
| RETIREMENT | 1,899.20 |
| 720140 | 33.29 |
| STATE UNEMPLOYMENT TAX | 33.29 |
| 9000 | 47,819.34 |
| RESTRICTED | 47,819.34 |
| 730190 | - |
| ROAD MATERIALS | - |
| 740512 | 47,819.34 |
| PROFESSIONAL SERVICES | 47,819.34 |
| 9100 | 2,662,551.85 |

| COMMISSIONER PRECINCT 1 | 2,662,551.85 |
|---|---|
| 710100 | 62,692.66 |
| SALARY/OFFICIAL-DEPARTMENT HEAD | 62,692.66 |
| 710110 | 1,001,951.02 |
| SALARY/REGULAR | 1,001,951.02 |
| 710120 | - |
| SALARY/OTHER | - |
| 710130 | 42,973.95 |
| SALARY/OVERTIME | 42,973.95 |
| 710140 | 679.33 |
| SALARY/CELL PHONE ALLOWANCE | 679.33 |
| 720100 | 81,082.01 |
| SOCIAL SECURITY | 81,082.01 |
| 720110 | 249,851.91 |
| EMPLOYEE INSURANCE | 249,851.91 |
| 720120 | 136,308.38 |
| RETIREMENT | 136,308.38 |
| 720140 | 11,225.11 |
| STATE UNEMPLOYMENT TAX | 11,225.11 |
| 730100 | 10,631.99 |
| OFFICE SUPPLIES | 10,631.99 |
| 730140 | 916.40 |
| JANITOR SUPPLIES | 916.40 |
| 730180 | 551.20 |
| CULVERTS | 551.20 |
| 730190 | 243,938.52 |
| ROAD MATERIALS | 243,938.52 |
| 730200 | 82,679.42 |
| CRUSHED CONCRETE/REJECT | 82,679.42 |
| 730220 | 1,126.73 |
| REPLACEMENTS | 1,126.73 |
| 730240 | 69,693.05 |
| FUEL | 69,693.05 |
| 730250 | 31,437.21 |
| SHOP SUPPLIES | 31,437.21 |
| 730260 | 41,049.23 |
| VEHICLE SUPPLIES | 41,049.23 |
| 730310 | 5,919.19 |
| UNIFORMS | 5,919.19 |
| 730320 | 14,474.52 |
| IT HARDWARE | 14,474.52 |
| 730350 | - |
| AGRICULTURE SUPPLIES | - |
| 730390 | 349.77 |
| MEDICAL SUPPLIES | 349.77 |
| 740140 | 61,048.70 |
| VEHICLE MAINTENANCE | 61,048.70 |
| 740150 | 36,375.05 |
| LANDSCAPE MAINTENANCE | 36,375.05 |
| 740430 | 15,059.80 |
| STRIPING/SEALANT SERVICES | 15,059.80 |
| 740510 | 1,181.63 |
| PROFESSIONAL DEVELOPMENT | 1,181.63 |
| 740512 | 192,073.77 |
| PROFESSIONAL SERVICES | 192,073.77 |

| | |
|---|---|
| 740530 | 5,538.01 |
| MOBILE PHONE AND DATA | 5,538.01 |
| 740540 | 1,902.77 |
| TRAVEL EXPENSE | 1,902.77 |
| 740640 | 16,442.41 |
| CONTRACT SERVICES | 16,442.41 |
| 740650 | 5,239.48 |
| SIGN AND SIGNAL MAINTENANCE | 5,239.48 |
| 740654 | 8,524.76 |
| COMMUNITY BUILDING/VOTING BOX | 8,524.76 |
| 740660 | 5,754.34 |
| EQUIPMENT RENTAL | 5,754.34 |
| 750400 | 53,442.22 |
| CAPITAL OUTLAY-FURNITURE FIXTURES AND EQUIPMENT | 53,442.22 |
| 750600 | 172,109.00 |
| CAPITAL OUTLAY-VEHICLES | 172,109.00 |
| 790100 | (1,671.69) |
| REIMBURSEMENTS CLEARING | (1,671.69) |
| 9200 | 3,186,231.08 |
| COMMISSIONER PRECINCT 2 | 3,186,231.08 |
| 710100 | 62,692.66 |
| SALARY/OFFICIAL-DEPARTMENT HEAD | 62,692.66 |
| 710110 | 773,341.77 |
| SALARY/REGULAR | 773,341.77 |
| 710120 | - |
| SALARY/OTHER | - |
| 710130 | 6,779.90 |
| SALARY/OVERTIME | 6,779.90 |
| 710140 | 594.50 |
| SALARY/CELL PHONE ALLOWANCE | 594.50 |
| 720100 | 60,168.58 |
| SOCIAL SECURITY | 60,168.58 |
| 720110 | 204,016.41 |
| EMPLOYEE INSURANCE | 204,016.41 |
| 720120 | 103,945.30 |
| RETIREMENT | 103,945.30 |
| 720140 | 8,489.43 |
| STATE UNEMPLOYMENT TAX | 8,489.43 |
| 730100 | 28,794.90 |
| OFFICE SUPPLIES | 28,794.90 |
| 730180 | 16,934.16 |
| CULVERTS | 16,934.16 |
| 730190 | 1,159,882.22 |
| ROAD MATERIALS | 1,159,882.22 |
| 730220 | 13,575.29 |
| REPLACEMENTS | 13,575.29 |
| 730240 | 67,365.04 |
| FUEL | 67,365.04 |
| 730250 | 41,562.46 |
| SHOP SUPPLIES | 41,562.46 |
| 730260 | 71,458.90 |
| VEHICLE SUPPLIES | 71,458.90 |
| 730310 | 6,280.06 |
| UNIFORMS | 6,280.06 |
| 740510 | 1,361.76 |

| | |
|---|---|
| PROFESSIONAL DEVELOPMENT | 1,361.76 |
| 740512 | 135,830.39 |
| PROFESSIONAL SERVICES | 135,830.39 |
| 740530 | 3,109.27 |
| MOBILE PHONE AND DATA | 3,109.27 |
| 740640 | 105,346.97 |
| CONTRACT SERVICES | 105,346.97 |
| 740650 | 18,967.60 |
| SIGN AND SIGNAL MAINTENANCE | 18,967.60 |
| 740654 | 975.00 |
| COMMUNITY BUILDING/VOTING BOX | 975.00 |
| 740660 | 33,134.97 |
| EQUIPMENT RENTAL | 33,134.97 |
| 750400 | 228,092.04 |
| CAPITAL OUTLAY-FURNITURE FIXTURES AND EQUIPMENT | 228,092.04 |
| 750600 | 37,694.00 |
| CAPITAL OUTLAY-VEHICLES | 37,694.00 |
| 750800 | - |
| MAJOR PROJECTS | - |
| 790100 | (4,162.50) |
| REIMBURSEMENTS CLEARING | (4,162.50) |
| 9300 | 1,750,423.84 |
| COMMISSIONER PRECINCT 3 | 1,750,423.84 |
| 710100 | 62,692.66 |
| SALARY/OFFICIAL-DEPARTMENT HEAD | 62,692.66 |
| 710110 | 531,817.00 |
| SALARY/REGULAR | 531,817.00 |
| 710120 | - |
| SALARY/OTHER | - |
| 710130 | 15,700.43 |
| SALARY/OVERTIME | 15,700.43 |
| 710140 | 2,909.54 |
| SALARY/CELL PHONE ALLOWANCE | 2,909.54 |
| 720100 | 43,471.47 |
| SOCIAL SECURITY | 43,471.47 |
| 720110 | 114,662.94 |
| EMPLOYEE INSURANCE | 114,662.94 |
| 720120 | 75,562.09 |
| RETIREMENT | 75,562.09 |
| 720140 | 5,405.24 |
| STATE UNEMPLOYMENT TAX | 5,405.24 |
| 730100 | 11,007.27 |
| OFFICE SUPPLIES | 11,007.27 |
| 730190 | 27,059.21 |
| ROAD MATERIALS | 27,059.21 |
| 730200 | 9,755.46 |
| CRUSHED CONCRETE/REJECT | 9,755.46 |
| 730220 | 41.38 |
| REPLACEMENTS | 41.38 |
| 730240 | 34,011.79 |
| FUEL | 34,011.79 |
| 730250 | 14,881.21 |
| SHOP SUPPLIES | 14,881.21 |
| 730260 | 9,768.04 |
| VEHICLE SUPPLIES | 9,768.04 |

| | |
|---|---|
| 730310 | 4,800.08 |
| UNIFORMS | 4,800.08 |
| 730350 | 4,285.95 |
| AGRICULTURE SUPPLIES | 4,285.95 |
| 730390 | 251.15 |
| MEDICAL SUPPLIES | 251.15 |
| 740140 | 4,404.45 |
| VEHICLE MAINTENANCE | 4,404.45 |
| 740430 | 227,464.99 |
| STRIPING/SEALANT SERVICES | 227,464.99 |
| 740440 | 1,150.00 |
| CONCRETE/CURB REPAIR | 1,150.00 |
| 740504 | - |
| ONLINE SERVICES | - |
| 740510 | 1,291.74 |
| PROFESSIONAL DEVELOPMENT | 1,291.74 |
| 740512 | 96,169.80 |
| PROFESSIONAL SERVICES | 96,169.80 |
| 740530 | 2,591.21 |
| MOBILE PHONE AND DATA | 2,591.21 |
| 740540 | 513.80 |
| TRAVEL EXPENSE | 513.80 |
| 740640 | 2,012.49 |
| CONTRACT SERVICES | 2,012.49 |
| 740650 | 38,661.04 |
| SIGN AND SIGNAL MAINTENANCE | 38,661.04 |
| 740660 | 7,080.48 |
| EQUIPMENT RENTAL | 7,080.48 |
| 740970 | 36.55 |
| FREIGHT AND HANDLING | 36.55 |
| 750200 | 1,980.40 |
| CAPITAL OUTLAY-LAND | 1,980.40 |
| 750400 | 37,387.00 |
| CAPITAL OUTLAY-FURNITURE FIXTURES AND EQUIPMENT | 37,387.00 |
| 750800 | 386,155.37 |
| MAJOR PROJECTS | 386,155.37 |
| 790100 | (24,558.42) |
| REIMBURSEMENTS CLEARING | (24,558.42) |
| 740260 | 0.03 |
| INTEREST ON CREDIT CARDS | 0.03 |
| 9400 | 3,303,691.63 |
| COMMISSIONER PRECINCT 4 | 3,303,691.63 |
| 710100 | 62,692.66 |
| SALARY/OFFICIAL-DEPARTMENT HEAD | 62,692.66 |
| 710110 | 1,013,049.26 |
| SALARY/REGULAR | 1,013,049.26 |
| 710120 | - |
| SALARY/OTHER | - |
| 710130 | 5,486.66 |
| SALARY/OVERTIME | 5,486.66 |
| 710140 | 679.33 |
| SALARY/CELL PHONE ALLOWANCE | 679.33 |
| 720100 | 78,753.32 |
| SOCIAL SECURITY | 78,753.32 |
| 720110 | 239,160.20 |

| | |
|---|---|
| EMPLOYEE INSURANCE | 239,160.20 |
| 720120 | 133,777.11 |
| RETIREMENT | 133,777.11 |
| 720140 | 10,820.13 |
| STATE UNEMPLOYMENT TAX | 10,820.13 |
| 730100 | 5,159.35 |
| OFFICE SUPPLIES | 5,159.35 |
| 730140 | 45.00 |
| JANITOR SUPPLIES | 45.00 |
| 730180 | 48,834.60 |
| CULVERTS | 48,834.60 |
| 730190 | 313,413.67 |
| ROAD MATERIALS | 313,413.67 |
| 730200 | 194,379.48 |
| CRUSHED CONCRETE/REJECT | 194,379.48 |
| 730220 | 17,432.01 |
| REPLACEMENTS | 17,432.01 |
| 730240 | 129,728.81 |
| FUEL | 129,728.81 |
| 730250 | 27,797.63 |
| SHOP SUPPLIES | 27,797.63 |
| 730260 | 89,348.74 |
| VEHICLE SUPPLIES | 89,348.74 |
| 730310 | 7,205.00 |
| UNIFORMS | 7,205.00 |
| 730350 | 39,020.03 |
| AGRICULTURE SUPPLIES | 39,020.03 |
| 740140 | 29,348.80 |
| VEHICLE MAINTENANCE | 29,348.80 |
| 740150 | 4,025.76 |
| LANDSCAPE MAINTENANCE | 4,025.76 |
| 740410 | 1,500.00 |
| TOLLS | 1,500.00 |
| 740430 | 1,939.00 |
| STRIPING/SEALANT SERVICES | 1,939.00 |
| 740512 | 56,892.61 |
| PROFESSIONAL SERVICES | 56,892.61 |
| 740530 | 12,632.76 |
| MOBILE PHONE AND DATA | 12,632.76 |
| 740550 | 10,305.57 |
| SAFETY PROGRAM | 10,305.57 |
| 740580 | - |
| PRINTING | - |
| 740640 | 25,636.13 |
| CONTRACT SERVICES | 25,636.13 |
| 740650 | 9,652.28 |
| SIGN AND SIGNAL MAINTENANCE | 9,652.28 |
| 740660 | 46,113.78 |
| EQUIPMENT RENTAL | 46,113.78 |
| 740662 | 88,868.12 |
| LEASE TO PURCHASE | 88,868.12 |
| 740820 | 7,501.60 |
| DEMOLITION | 7,501.60 |
| 750400 | 711,701.58 |
| CAPITAL OUTLAY-FURNITURE FIXTURES AND EQUIPMENT | 711,701.58 |

| | |
|---|---|
| 750600 | 46,454.75 |
| CAPITAL OUTLAY-VEHICLES | 46,454.75 |
| 750800 | - |
| MAJOR PROJECTS | - |
| 790100 | (165,700.00) |
| REIMBURSEMENTS CLEARING | (165,700.00) |
| 730101 | 35.90 |
| FOOD SUPPLIES | 35.90 |
| 740240 | - |
| CHANGE OF VENUE | - |
| 9500 | 670,670.57 |
| COUNTY ENGINEER | 670,670.57 |
| 710100 | 50,205.41 |
| SALARY/OFFICIAL-DEPARTMENT HEAD | 50,205.41 |
| 710110 | 437,713.24 |
| SALARY/REGULAR | 437,713.24 |
| 710140 | 2,228.24 |
| SALARY/CELL PHONE ALLOWANCE | 2,228.24 |
| 720100 | 36,539.92 |
| SOCIAL SECURITY | 36,539.92 |
| 720110 | 72,947.95 |
| EMPLOYEE INSURANCE | 72,947.95 |
| 720120 | 60,141.05 |
| RETIREMENT | 60,141.05 |
| 720140 | 3,439.16 |
| STATE UNEMPLOYMENT TAX | 3,439.16 |
| 730100 | 1,435.88 |
| OFFICE SUPPLIES | 1,435.88 |
| 730250 | 1,648.52 |
| SHOP SUPPLIES | 1,648.52 |
| 740510 | 149.00 |
| PROFESSIONAL DEVELOPMENT | 149.00 |
| 740540 | 1,144.78 |
| TRAVEL EXPENSE | 1,144.78 |
| 740660 | 3,077.42 |
| EQUIPMENT RENTAL | 3,077.42 |
| 9107 | 61,535.89 |
| PARKS - PRECINCT 1 | 61,535.89 |
| 710110 | 31,338.88 |
| SALARY/REGULAR | 31,338.88 |
| 710130 | 7,740.03 |
| SALARY/OVERTIME | 7,740.03 |
| 720100 | 2,983.45 |
| SOCIAL SECURITY | 2,983.45 |
| 720110 | 9,119.30 |
| EMPLOYEE INSURANCE | 9,119.30 |
| 720120 | 3,774.79 |
| RETIREMENT | 3,774.79 |
| 720140 | 586.98 |
| STATE UNEMPLOYMENT TAX | 586.98 |
| 730100 | 88.53 |
| OFFICE SUPPLIES | 88.53 |
| 730140 | 1,345.70 |
| JANITOR SUPPLIES | 1,345.70 |
| 740512 | 1,011.09 |

| | |
|---|---|
| PROFESSIONAL SERVICES | 1,011.09 |
| 740640 | 3,541.14 |
| CONTRACT SERVICES | 3,541.14 |
| 740660 | 6.00 |
| EQUIPMENT RENTAL | 6.00 |
| 9109 | 140,329.40 |
| RECYCLE - PRECINCT 1 | 140,329.40 |
| 710110 | 74,389.94 |
| SALARY/REGULAR | 74,389.94 |
| 710130 | 7,208.46 |
| SALARY/OVERTIME | 7,208.46 |
| 710140 | 151.37 |
| SALARY/CELL PHONE ALLOWANCE | 151.37 |
| 720100 | 6,125.24 |
| SOCIAL SECURITY | 6,125.24 |
| 720110 | 20,358.36 |
| EMPLOYEE INSURANCE | 20,358.36 |
| 720120 | 10,030.63 |
| RETIREMENT | 10,030.63 |
| 720140 | 921.94 |
| STATE UNEMPLOYMENT TAX | 921.94 |
| 730140 | 118.00 |
| JANITOR SUPPLIES | 118.00 |
| 730220 | 115.00 |
| REPLACEMENTS | 115.00 |
| 730240 | 19.00 |
| FUEL | 19.00 |
| 730250 | 84.97 |
| SHOP SUPPLIES | 84.97 |
| 730310 | 228.93 |
| UNIFORMS | 228.93 |
| 730390 | 176.35 |
| MEDICAL SUPPLIES | 176.35 |
| 740512 | 7,372.75 |
| PROFESSIONAL SERVICES | 7,372.75 |
| 740640 | 10,737.04 |
| CONTRACT SERVICES | 10,737.04 |
| 750300 | 1,735.97 |
| CAPITAL OUTLAY-BUILDING | 1,735.97 |
| 750800 | 555.45 |
| MAJOR PROJECTS | 555.45 |
| 9407 | 323,454.82 |
| PARKS - PRECINCT 4 | 323,454.82 |
| 710110 | 189,081.58 |
| SALARY/REGULAR | 189,081.58 |
| 710120 | - |
| SALARY/OTHER | - |
| 710130 | 2,076.32 |
| SALARY/OVERTIME | 2,076.32 |
| 720100 | 14,347.70 |
| SOCIAL SECURITY | 14,347.70 |
| 720110 | 54,686.33 |
| EMPLOYEE INSURANCE | 54,686.33 |
| 720120 | 23,578.21 |
| RETIREMENT | 23,578.21 |

| | |
|---|---|
| 720140 | 2,296.02 |
| STATE UNEMPLOYMENT TAX | 2,296.02 |
| 730140 | 4,998.95 |
| JANITOR SUPPLIES | 4,998.95 |
| 730220 | 3,900.00 |
| REPLACEMENTS | 3,900.00 |
| 730250 | 7,179.71 |
| SHOP SUPPLIES | 7,179.71 |
| 730260 | 6,591.35 |
| VEHICLE SUPPLIES | 6,591.35 |
| 730310 | 1,209.17 |
| UNIFORMS | 1,209.17 |
| 730350 | 631.89 |
| AGRICULTURE SUPPLIES | 631.89 |
| 740140 | 210.00 |
| VEHICLE MAINTENANCE | 210.00 |
| 740150 | 2,888.44 |
| LANDSCAPE MAINTENANCE | 2,888.44 |
| 740410 | 300.00 |
| TOLLS | 300.00 |
| 740512 | 1,503.75 |
| PROFESSIONAL SERVICES | 1,503.75 |
| 740530 | 2,067.89 |
| MOBILE PHONE AND DATA | 2,067.89 |
| 740622 | 968.00 |
| GAS | 968.00 |
| 740640 | 1,893.40 |
| CONTRACT SERVICES | 1,893.40 |
| 740654 | 1,038.29 |
| COMMUNITY BUILDING/VOTING BOX | 1,038.29 |
| 740680 | 37.50 |
| MEMBERSHIP/ASSOCIATION DUES | 37.50 |
| 750800 | 1,970.32 |
| MAJOR PROJECTS | 1,970.32 |
| 9309 | 315,638.35 |
| RECYCLE - PRECINCT 3 | 315,638.35 |
| 710110 | 136,118.43 |
| SALARY/REGULAR | 136,118.43 |
| 710130 | 3,060.50 |
| SALARY/OVERTIME | 3,060.50 |
| 710140 | 467.08 |
| SALARY/CELL PHONE ALLOWANCE | 467.08 |
| 720100 | 10,464.11 |
| SOCIAL SECURITY | 10,464.11 |
| 720110 | 30,891.85 |
| EMPLOYEE INSURANCE | 30,891.85 |
| 720120 | 17,134.63 |
| RETIREMENT | 17,134.63 |
| 720140 | 1,628.85 |
| STATE UNEMPLOYMENT TAX | 1,628.85 |
| 730100 | 305.04 |
| OFFICE SUPPLIES | 305.04 |
| 730260 | 460.00 |
| VEHICLE SUPPLIES | 460.00 |
| 730390 | 215.00 |

| | |
|---|---|
| MEDICAL SUPPLIES | 215.00 |
| 740420 | 1,528.27 |
| COURIER SERVICE | 1,528.27 |
| 740512 | 56,925.65 |
| PROFESSIONAL SERVICES | 56,925.65 |
| 740640 | 56,438.94 |
| CONTRACT SERVICES | 56,438.94 |
| 9307 | 172,811.44 |
| PARKS - PRECINCT 3 | 172,811.44 |
| 710110 | 108,630.94 |
| SALARY/REGULAR | 108,630.94 |
| 710130 | 375.09 |
| SALARY/OVERTIME | 375.09 |
| 710140 | 297.25 |
| SALARY/CELL PHONE ALLOWANCE | 297.25 |
| 720100 | 8,207.56 |
| SOCIAL SECURITY | 8,207.56 |
| 720110 | 26,833.85 |
| EMPLOYEE INSURANCE | 26,833.85 |
| 720120 | 13,411.54 |
| RETIREMENT | 13,411.54 |
| 720140 | 1,294.92 |
| STATE UNEMPLOYMENT TAX | 1,294.92 |
| 730100 | 12,823.17 |
| OFFICE SUPPLIES | 12,823.17 |
| 730250 | - |
| SHOP SUPPLIES | - |
| 740120 | 510.08 |
| MEDICAL SERVICES | 510.08 |
| 740504 | - |
| ONLINE SERVICES | - |
| 740640 | 427.04 |
| CONTRACT SERVICES | 427.04 |
| 9408 | 128,064.28 |
| COMMUNITY CENTER - PRECINCT 4 | 128,064.28 |
| 710110 | 77,999.63 |
| SALARY/REGULAR | 77,999.63 |
| 710120 | - |
| SALARY/OTHER | - |
| 720100 | 5,880.00 |
| SOCIAL SECURITY | 5,880.00 |
| 720110 | 17,231.43 |
| EMPLOYEE INSURANCE | 17,231.43 |
| 720120 | 9,582.35 |
| RETIREMENT | 9,582.35 |
| 720140 | 902.73 |
| STATE UNEMPLOYMENT TAX | 902.73 |
| 730300 | 216.82 |
| COMMUNITY AWARENESS SUPPLIES | 216.82 |
| 730310 | 140.00 |
| UNIFORMS | 140.00 |
| 740512 | 60.00 |
| PROFESSIONAL SERVICES | 60.00 |
| 740620 | 6,308.39 |
| ELECTRICITY | 6,308.39 |

| | |
|---|---|
| 740624 | 7,120.66 |
| WATER AND SEWER | 7,120.66 |
| 740640 | 1,858.81 |
| CONTRACT SERVICES | 1,858.81 |
| 740654 | 10.00 |
| COMMUNITY BUILDING/VOTING BOX | 10.00 |
| 740660 | 728.52 |
| EQUIPMENT RENTAL | 728.52 |
| 730101 | 24.94 |
| FOOD SUPPLIES | 24.94 |
| 9207 | 33,902.43 |
| PARKS - PRECINCT 2 | 33,902.43 |
| 710110 | 21,000.29 |
| SALARY/REGULAR | 21,000.29 |
| 720100 | 1,593.18 |
| SOCIAL SECURITY | 1,593.18 |
| 720110 | 7,569.55 |
| EMPLOYEE INSURANCE | 7,569.55 |
| 720120 | 2,576.67 |
| RETIREMENT | 2,576.67 |
| 720140 | 235.60 |
| STATE UNEMPLOYMENT TAX | 235.60 |
| 730220 | 808.34 |
| REPLACEMENTS | 808.34 |
| 740512 | 118.80 |
| PROFESSIONAL SERVICES | 118.80 |
| 9308 | 38,841.71 |
| COMMUNITY CENTER - PRECINCT 3 | 38,841.71 |
| 710110 | 26,400.32 |
| SALARY/REGULAR | 26,400.32 |
| 710140 | 169.83 |
| SALARY/CELL PHONE ALLOWANCE | 169.83 |
| 720100 | 1,966.62 |
| SOCIAL SECURITY | 1,966.62 |
| 720110 | 4,559.65 |
| EMPLOYEE INSURANCE | 4,559.65 |
| 720120 | 3,260.11 |
| RETIREMENT | 3,260.11 |
| 720140 | 227.42 |
| STATE UNEMPLOYMENT TAX | 227.42 |
| 730100 | 1,805.76 |
| OFFICE SUPPLIES | 1,805.76 |
| 740640 | 452.00 |
| CONTRACT SERVICES | 452.00 |
| 9208 | 18,629.05 |
| COMMUNITY CENTERS - PRECINCT 2 | 18,629.05 |
| 740620 | 12,183.88 |
| ELECTRICITY | 12,183.88 |
| 740624 | 6,085.17 |
| WATER AND SEWER | 6,085.17 |
| 740640 | 360.00 |
| CONTRACT SERVICES | 360.00 |
| 9108 | 15,180.28 |
| COMMUNITY CENTERS - PRECINCT 1 | 15,180.28 |
| 740620 | 13,355.63 |

| | |
|---|---|
| ELECTRICITY | 13,355.63 |
| 740624 | 1,824.65 |
| WATER AND SEWER | 1,824.65 |
| 9409 | 2,373.61 |
| RECYCLE - PRECINCT 4 | 2,373.61 |
| 740640 | 2,373.61 |
| CONTRACT SERVICES | 2,373.61 |
| 201 | 11,802.79 |
| WORTHLESS CHECK | 11,802.79 |
| 2800 | 11,802.79 |
| COUNTY ATTORNEY | 11,802.79 |
| 710110 | 7,786.88 |
| SALARY/REGULAR | 7,786.88 |
| 710150 | - |
| SALARY/SPECIAL PAY | - |
| 720100 | 609.27 |
| SOCIAL SECURITY | 609.27 |
| 720110 | 2,279.87 |
| EMPLOYEE INSURANCE | 2,279.87 |
| 720120 | 1,032.19 |
| RETIREMENT | 1,032.19 |
| 720140 | 94.58 |
| STATE UNEMPLOYMENT TAX | 94.58 |
| 202 | 622,792.14 |
| FORFEITURES | 622,792.14 |
| 5100 | 192,931.68 |
| DISTRICT ATTORNEY | 192,931.68 |
| 710110 | 422.72 |
| SALARY/REGULAR | 422.72 |
| 710140 | - |
| SALARY/CELL PHONE ALLOWANCE | - |
| 710150 | 5,722.27 |
| SALARY/SPECIAL PAY | 5,722.27 |
| 720100 | 443.73 |
| SOCIAL SECURITY | 443.73 |
| 720110 | 981.10 |
| EMPLOYEE INSURANCE | 981.10 |
| 720120 | 754.00 |
| RETIREMENT | 754.00 |
| 720140 | 67.47 |
| STATE UNEMPLOYMENT TAX | 67.47 |
| 730100 | 9,069.70 |
| OFFICE SUPPLIES | 9,069.70 |
| 730270 | 4,860.00 |
| LAW ENFORCEMENT SPECIFIC SUPPLIES | 4,860.00 |
| 740110 | 18,075.00 |
| IT SOFTWARE MAINTENANCE | 18,075.00 |
| 740230 | 86.50 |
| LITIGATION EXPENSES | 86.50 |
| 740510 | 3,100.00 |
| PROFESSIONAL DEVELOPMENT | 3,100.00 |
| 740530 | 75.98 |
| MOBILE PHONE AND DATA | 75.98 |
| 740570 | 1,500.00 |
| ADVERTISING | 1,500.00 |

| | |
|---|---|
| 750600 | 147,196.18 |
| CAPITAL OUTLAY-VEHICLES | 147,196.18 |
| 730101 | 577.03 |
| FOOD SUPPLIES | 577.03 |
| 6000 | 223,140.98 |
| SHERIFF | 223,140.98 |
| 730100 | 10,471.87 |
| OFFICE SUPPLIES | 10,471.87 |
| 730270 | 140,726.73 |
| LAW ENFORCEMENT SPECIFIC SUPPLIES | 140,726.73 |
| 740140 | 1,880.00 |
| VEHICLE MAINTENANCE | 1,880.00 |
| 740512 | 41,431.25 |
| PROFESSIONAL SERVICES | 41,431.25 |
| 740640 | 18,575.00 |
| CONTRACT SERVICES | 18,575.00 |
| 740656 | 4,510.00 |
| RENT AND LEASES | 4,510.00 |
| 740680 | 5,000.00 |
| MEMBERSHIP/ASSOCIATION DUES | 5,000.00 |
| 730101 | 546.13 |
| FOOD SUPPLIES | 546.13 |
| 6200 | 142,180.68 |
| SHERIFF CID | 142,180.68 |
| 730270 | 142,180.68 |
| LAW ENFORCEMENT SPECIFIC SUPPLIES | 142,180.68 |
| 7200 | 4,096.00 |
| CONSTABLE PRECINCT 2 | 4,096.00 |
| 730100 | 250.00 |
| OFFICE SUPPLIES | 250.00 |
| 730270 | 1,846.00 |
| LAW ENFORCEMENT SPECIFIC SUPPLIES | 1,846.00 |
| 730340 | 2,000.00 |
| BUY MONEY SUPPLY | 2,000.00 |
| 750600 | - |
| CAPITAL OUTLAY-VEHICLES | - |
| 7300 | 449.69 |
| CONSTABLE PRECINCT 3 | 449.69 |
| 740510 | (495.03) |
| PROFESSIONAL DEVELOPMENT | (495.03) |
| 740640 | 944.72 |
| CONTRACT SERVICES | 944.72 |
| 7400 | 1,675.33 |
| CONSTABLE PRECINCT 4 | 1,675.33 |
| 730160 | - |
| CLOTHING | - |
| 730280 | 55.00 |
| CANINE EXPENSES | 55.00 |
| 740140 | 390.00 |
| VEHICLE MAINTENANCE | 390.00 |
| 740640 | 450.33 |
| CONTRACT SERVICES | 450.33 |
| 740656 | 780.00 |
| RENT AND LEASES | 780.00 |
| 7500 | 58,317.78 |

| | |
|---|---|
| CONSTABLE PRECINCT 5 | 58,317.78 |
| 730270 | 48,589.62 |
| LAW ENFORCEMENT SPECIFIC SUPPLIES | 48,589.62 |
| 740510 | 6,040.00 |
| PROFESSIONAL DEVELOPMENT | 6,040.00 |
| 740540 | 550.00 |
| TRAVEL EXPENSE | 550.00 |
| 740560 | 1,100.00 |
| TRANSPORTATION | 1,100.00 |
| 740656 | 2,038.16 |
| RENT AND LEASES | 2,038.16 |
| 203 | 526,854.05 |
| JAIL COMMISSARY | 526,854.05 |
| 6602 | 526,854.05 |
| SHERIFF COMMISSARY | 526,854.05 |
| 710110 | 44,452.81 |
| SALARY/REGULAR | 44,452.81 |
| 710150 | 60.00 |
| SALARY/SPECIAL PAY | 60.00 |
| 720100 | 3,322.60 |
| SOCIAL SECURITY | 3,322.60 |
| 720110 | 11,214.64 |
| EMPLOYEE INSURANCE | 11,214.64 |
| 720120 | 5,461.71 |
| RETIREMENT | 5,461.71 |
| 720130 | 495.71 |
| WORKERS COMPENSATION | 495.71 |
| 720140 | 540.05 |
| STATE UNEMPLOYMENT TAX | 540.05 |
| 730120 | 2,365.53 |
| BOOK SUPPLEMENTS | 2,365.53 |
| 730140 | 33,483.00 |
| JANITOR SUPPLIES | 33,483.00 |
| 730150 | 107,237.97 |
| INMATE SUPPLIES | 107,237.97 |
| 730220 | 156,399.78 |
| REPLACEMENTS | 156,399.78 |
| 730260 | 200.00 |
| VEHICLE SUPPLIES | 200.00 |
| 730320 | 17,015.16 |
| IT HARDWARE | 17,015.16 |
| 730332 | 750.00 |
| TELEPHONE-REPAIRS/REPLACEMENT-RESTRICTED | 750.00 |
| 730370 | 11,907.00 |
| PERIODICALS | 11,907.00 |
| 740504 | 11,142.00 |
| ONLINE SERVICES | 11,142.00 |
| 740512 | 115,376.35 |
| PROFESSIONAL SERVICES | 115,376.35 |
| 740640 | 3,708.91 |
| CONTRACT SERVICES | 3,708.91 |
| 730101 | 1,720.83 |
| FOOD SUPPLIES | 1,720.83 |
| 204 | 96,639.14 |
| LAW LIBRARY | 96,639.14 |

| | |
|---|---|
| 3260 | 96,284.34 |
| LAW LIBRARY | 96,284.34 |
| 710110 | 48,528.59 |
| SALARY/REGULAR | 48,528.59 |
| 720100 | 3,604.01 |
| SOCIAL SECURITY | 3,604.01 |
| 720110 | 9,119.30 |
| EMPLOYEE INSURANCE | 9,119.30 |
| 720120 | 5,954.50 |
| RETIREMENT | 5,954.50 |
| 720140 | 530.58 |
| STATE UNEMPLOYMENT TAX | 530.58 |
| 730100 | 1,444.07 |
| OFFICE SUPPLIES | 1,444.07 |
| 730120 | 1,470.29 |
| BOOK SUPPLEMENTS | 1,470.29 |
| 740504 | 20,769.25 |
| ONLINE SERVICES | 20,769.25 |
| 740660 | 4,863.75 |
| EQUIPMENT RENTAL | 4,863.75 |
| 8100 | 354.80 |
| COURT OPERATIONS | 354.80 |
| 730120 | 142.80 |
| BOOK SUPPLEMENTS | 142.80 |
| 740504 | 212.00 |
| ONLINE SERVICES | 212.00 |
| 205 | 8,292.63 |
| PRE-TRIAL DIVERSION | 8,292.63 |
| 5100 | 8,292.63 |
| DISTRICT ATTORNEY | 8,292.63 |
| 710110 | 4,982.84 |
| SALARY/REGULAR | 4,982.84 |
| 720100 | 381.19 |
| SOCIAL SECURITY | 381.19 |
| 720120 | 611.39 |
| RETIREMENT | 611.39 |
| 720140 | 92.53 |
| STATE UNEMPLOYMENT TAX | 92.53 |
| 740660 | 2,224.68 |
| EQUIPMENT RENTAL | 2,224.68 |
| 206 | 2,576,886.24 |
| COUNTY CLERK RECORDS MGMT & PRESERVATION | 2,576,886.24 |
| 1206 | 25,077.61 |
| COUNTY CLERK RECORDS MANAGEMENT/PRESERVATION | 25,077.61 |
| 730100 | 4,136.45 |
| OFFICE SUPPLIES | 4,136.45 |
| 740504 | 108.00 |
| ONLINE SERVICES | 108.00 |
| 740512 | 16,520.60 |
| PROFESSIONAL SERVICES | 16,520.60 |
| 740530 | 303.92 |
| MOBILE PHONE AND DATA | 303.92 |
| 740640 | 18.00 |
| CONTRACT SERVICES | 18.00 |
| 740656 | 3,940.64 |

| | |
|---|---|
| RENT AND LEASES | 3,940.64 |
| 740680 | 50.00 |
| MEMBERSHIP/ASSOCIATION DUES | 50.00 |
| 2300 | 2,551,808.63 |
| COUNTY CLERK | 2,551,808.63 |
| 710110 | 82,251.09 |
| SALARY/REGULAR | 82,251.09 |
| 720100 | 6,181.93 |
| SOCIAL SECURITY | 6,181.93 |
| 720110 | 18,238.60 |
| EMPLOYEE INSURANCE | 18,238.60 |
| 720120 | 10,092.21 |
| RETIREMENT | 10,092.21 |
| 720140 | 997.79 |
| STATE UNEMPLOYMENT TAX | 997.79 |
| 740504 | 162.00 |
| ONLINE SERVICES | 162.00 |
| 740512 | 1,424,452.26 |
| PROFESSIONAL SERVICES | 1,424,452.26 |
| 740530 | 75.98 |
| MOBILE PHONE AND DATA | 75.98 |
| 750300 | 1,005,925.52 |
| CAPITAL OUTLAY-BUILDING | 1,005,925.52 |
| 750800 | 3,431.25 |
| MAJOR PROJECTS | 3,431.25 |
| 207 | 227,719.30 |
| COUNTY RECORDS MANAGEMENT | 227,719.30 |
| 6404 | 227,719.30 |
| WARRANTS | 227,719.30 |
| 710110 | 147,775.14 |
| SALARY/REGULAR | 147,775.14 |
| 720100 | 11,159.21 |
| SOCIAL SECURITY | 11,159.21 |
| 720110 | 44,024.15 |
| EMPLOYEE INSURANCE | 44,024.15 |
| 720120 | 18,131.86 |
| RETIREMENT | 18,131.86 |
| 720140 | 1,972.50 |
| STATE UNEMPLOYMENT TAX | 1,972.50 |
| 730100 | 1,881.66 |
| OFFICE SUPPLIES | 1,881.66 |
| 740530 | 253.34 |
| MOBILE PHONE AND DATA | 253.34 |
| 740660 | 2,521.44 |
| EQUIPMENT RENTAL | 2,521.44 |
| 208 | 1,163.14 |
| DISTRICT CLERK RECORDS MGMT & PRESERVATION | 1,163.14 |
| 2700 | 1,163.14 |
| DISTRICT CLERK | 1,163.14 |
| 730100 | 266.64 |
| OFFICE SUPPLIES | 266.64 |
| 740640 | 896.50 |
| CONTRACT SERVICES | 896.50 |
| 209 | 2,308.17 |
| DISTRICT CLERK RECORDS PRESERVATION | 2,308.17 |

| | |
|---|---|
| 2700 | 2,308.17 |
| DISTRICT CLERK | 2,308.17 |
| 730100 | 2,308.17 |
| OFFICE SUPPLIES | 2,308.17 |
| 211 | 3,872.91 |
| COUNTY AND DISTRICT COURT TECHNOLOGY | 3,872.91 |
| 8107 | 1,036.94 |
| COURT TECHNOLOGY COUNTY/DISTRICT | 1,036.94 |
| 730100 | 269.85 |
| OFFICE SUPPLIES | 269.85 |
| 740530 | 672.16 |
| MOBILE PHONE AND DATA | 672.16 |
| 740660 | 94.93 |
| EQUIPMENT RENTAL | 94.93 |
| 1211 | 2,835.97 |
| COUNTY & DISTRICT COURT TECHNOLOGY | 2,835.97 |
| 730100 | 2,810.07 |
| OFFICE SUPPLIES | 2,810.07 |
| 740530 | 25.90 |
| MOBILE PHONE AND DATA | 25.90 |
| 212 | 35,114.15 |
| COURT GUARDIANSHIP | 35,114.15 |
| 8105 | 35,114.15 |
| COURT GUARDIANSHIP | 35,114.15 |
| 740230 | 42.90 |
| LITIGATION EXPENSES | 42.90 |
| 740270 | 33,456.92 |
| APPOINTED ATTORNEY | 33,456.92 |
| 740290 | 1,614.33 |
| OTHER LITIGATION-APPOINTED ATTORNEY | 1,614.33 |
| 213 | 17,720.25 |
| COURT REPORTER SERVICE | 17,720.25 |
| 8106 | 17,720.25 |
| COURT REPORTER | 17,720.25 |
| 730100 | 298.55 |
| OFFICE SUPPLIES | 298.55 |
| 730330 | 599.00 |
| IT SOFTWARE | 599.00 |
| 740510 | 250.00 |
| PROFESSIONAL DEVELOPMENT | 250.00 |
| 740512 | 16,144.90 |
| PROFESSIONAL SERVICES | 16,144.90 |
| 740540 | 427.80 |
| TRAVEL EXPENSE | 427.80 |
| 214 | 106,662.74 |
| COURTHOUSE SECURITY - COUNTY/DISTRICT COURT | 106,662.74 |
| 6101 | 106,662.74 |
| SHERIFF COURTHOUSE SECURITY | 106,662.74 |
| 740530 | 4,447.20 |
| MOBILE PHONE AND DATA | 4,447.20 |
| 740640 | 100,725.96 |
| CONTRACT SERVICES | 100,725.96 |
| 740660 | 1,489.58 |
| EQUIPMENT RENTAL | 1,489.58 |
| 216 | 63,960.05 |

| | |
|---|---|
| JUSTICE COURT TECHNOLOGY | 63,960.05 |
| 8591 | 63,960.05 |
| JP JUSTICE COURT TECHNOLOGY | 63,960.05 |
| 730100 | 11,292.36 |
| OFFICE SUPPLIES | 11,292.36 |
| 740110 | 30,000.00 |
| IT SOFTWARE MAINTENANCE | 30,000.00 |
| 740512 | 20,093.80 |
| PROFESSIONAL SERVICES | 20,093.80 |
| 740530 | 1,362.16 |
| MOBILE PHONE AND DATA | 1,362.16 |
| 740640 | 1,211.73 |
| CONTRACT SERVICES | 1,211.73 |
| 217 | 112,790.62 |
| JUVENILE CASE MANAGER | 112,790.62 |
| 8592 | 112,790.62 |
| JP JUVENILE CASE MANAGER | 112,790.62 |
| 710110 | 73,773.10 |
| SALARY/REGULAR | 73,773.10 |
| 710130 | 667.65 |
| SALARY/OVERTIME | 667.65 |
| 720100 | 5,492.84 |
| SOCIAL SECURITY | 5,492.84 |
| 720110 | 22,790.51 |
| EMPLOYEE INSURANCE | 22,790.51 |
| 720120 | 9,133.90 |
| RETIREMENT | 9,133.90 |
| 720140 | 932.62 |
| STATE UNEMPLOYMENT TAX | 932.62 |
| 218 | 390.50 |
| CC VITAL RECORDS PRESERVATION | 390.50 |
| 2300 | 351.45 |
| COUNTY CLERK | 351.45 |
| 740512 | 351.45 |
| PROFESSIONAL SERVICES | 351.45 |
| 1218 | 39.05 |
| CC VITAL RECORD PRESERVATION | 39.05 |
| 740512 | 39.05 |
| PROFESSIONAL SERVICES | 39.05 |
| 219 | 1,087,881.46 |
| CONTRACT ELECTION SERVICE | 1,087,881.46 |
| 2502 | 187,483.24 |
| CONTRACT ELECTION DIRECT PAID | 187,483.24 |
| 710120 | 168,645.69 |
| SALARY/OTHER | 168,645.69 |
| 730100 | 5,996.58 |
| OFFICE SUPPLIES | 5,996.58 |
| 740120 | 175.00 |
| MEDICAL SERVICES | 175.00 |
| 730101 | 12,665.97 |
| FOOD SUPPLIES | 12,665.97 |
| 2503 | 900,398.22 |
| CONTRACT ELECTION MOCO PAYABLE | 900,398.22 |
| 710110 | 99,064.91 |
| SALARY/REGULAR | 99,064.91 |

| | |
|---|---|
| 710130 | 27,434.53 |
| SALARY/OVERTIME | 27,434.53 |
| 720100 | 9,492.93 |
| SOCIAL SECURITY | 9,492.93 |
| 720110 | 22,276.84 |
| EMPLOYEE INSURANCE | 22,276.84 |
| 720120 | 12,875.19 |
| RETIREMENT | 12,875.19 |
| 720140 | 1,265.06 |
| STATE UNEMPLOYMENT TAX | 1,265.06 |
| 730100 | 6,789.48 |
| OFFICE SUPPLIES | 6,789.48 |
| 730250 | 2,581.42 |
| SHOP SUPPLIES | 2,581.42 |
| 730320 | 582,757.00 |
| IT HARDWARE | 582,757.00 |
| 740512 | 124,699.44 |
| PROFESSIONAL SERVICES | 124,699.44 |
| 740530 | 2,798.12 |
| MOBILE PHONE AND DATA | 2,798.12 |
| 740540 | 4.60 |
| TRAVEL EXPENSE | 4.60 |
| 740580 | 8,358.70 |
| PRINTING | 8,358.70 |
| 220 | 49,042,074.72 |
| GRANTS | 49,042,074.72 |
| 2000 | 32,025,229.98 |
| COUNTY JUDGE | 32,025,229.98 |
| 710110 | 21,244.26 |
| SALARY/REGULAR | 21,244.26 |
| 710130 | 8,883.79 |
| SALARY/OVERTIME | 8,883.79 |
| 720100 | 2,298.85 |
| SOCIAL SECURITY | 2,298.85 |
| 720110 | 6,421.12 |
| EMPLOYEE INSURANCE | 6,421.12 |
| 720120 | 1,162.11 |
| RETIREMENT | 1,162.11 |
| 720140 | 233.65 |
| STATE UNEMPLOYMENT TAX | 233.65 |
| 730250 | 106.75 |
| SHOP SUPPLIES | 106.75 |
| 730320 | 28,526.93 |
| IT HARDWARE | 28,526.93 |
| 730390 | 17,560.00 |
| MEDICAL SUPPLIES | 17,560.00 |
| 740540 | 661.25 |
| TRAVEL EXPENSE | 661.25 |
| 740640 | 31,789,811.56 |
| CONTRACT SERVICES | 31,789,811.56 |
| 740694 | 9,109.25 |
| FOOD SERVICE | 9,109.25 |
| 750400 | 139,210.46 |
| CAPITAL OUTLAY-FURNITURE FIXTURES AND EQUIPMENT | 139,210.46 |
| 2500 | 245,650.70 |

| | |
|---|---|
| ELECTIONS ADMINISTRATOR | 245,650.70 |
| 710110 | 90,756.40 |
| SALARY/REGULAR | 90,756.40 |
| 710120 | 42,354.00 |
| SALARY/OTHER | 42,354.00 |
| 710130 | 84,928.29 |
| SALARY/OVERTIME | 84,928.29 |
| 720100 | 13,395.55 |
| SOCIAL SECURITY | 13,395.55 |
| 720120 | 12,983.46 |
| RETIREMENT | 12,983.46 |
| 740580 | 1,233.00 |
| PRINTING | 1,233.00 |
| 2600 | 1,964,183.91 |
| INFORMATION TECHNOLOGY | 1,964,183.91 |
| 730320 | 1,964,183.91 |
| IT HARDWARE | 1,964,183.91 |
| 2800 | 6,961,720.68 |
| COUNTY ATTORNEY | 6,961,720.68 |
| 710110 | - |
| SALARY/REGULAR | - |
| 710140 | - |
| SALARY/CELL PHONE ALLOWANCE | - |
| 720100 | - |
| SOCIAL SECURITY | - |
| 720110 | - |
| EMPLOYEE INSURANCE | - |
| 720120 | - |
| RETIREMENT | - |
| 720140 | - |
| STATE UNEMPLOYMENT TAX | - |
| 740512 | 6,455,875.24 |
| PROFESSIONAL SERVICES | 6,455,875.24 |
| 740530 | 6,053.60 |
| MOBILE PHONE AND DATA | 6,053.60 |
| 750300 | 499,791.84 |
| CAPITAL OUTLAY-BUILDING | 499,791.84 |
| 740627 | - |
| TELEPHONE-RESTRICTED | - |
| 3200 | 12,551.05 |
| OTHER | 12,551.05 |
| 740640 | 12,551.05 |
| CONTRACT SERVICES | 12,551.05 |
| 4100 | 4,709.78 |
| ANIMAL SERVICES | 4,709.78 |
| 730100 | 4,709.78 |
| OFFICE SUPPLIES | 4,709.78 |
| 4300 | 2,196,384.77 |
| MCCD-COUNTY APPROPRIATIONS (CDBG) | 2,196,384.77 |
| 710100 | 52,075.23 |
| SALARY/OFFICIAL-DEPARTMENT HEAD | 52,075.23 |
| 710110 | 113,776.14 |
| SALARY/REGULAR | 113,776.14 |
| 710140 | 371.40 |
| SALARY/CELL PHONE ALLOWANCE | 371.40 |

| | |
|---|---|
| 720100 | 12,288.55 |
| SOCIAL SECURITY | 12,288.55 |
| 720110 | 25,496.43 |
| EMPLOYEE INSURANCE | 25,496.43 |
| 720120 | 20,395.49 |
| RETIREMENT | 20,395.49 |
| 720140 | 1,189.95 |
| STATE UNEMPLOYMENT TAX | 1,189.95 |
| 730100 | 1,333.82 |
| OFFICE SUPPLIES | 1,333.82 |
| 730110 | 4,349.71 |
| POSTAGE | 4,349.71 |
| 740510 | - |
| PROFESSIONAL DEVELOPMENT | - |
| 740512 | 1,038,815.70 |
| PROFESSIONAL SERVICES | 1,038,815.70 |
| 740540 | 97.44 |
| TRAVEL EXPENSE | 97.44 |
| 740570 | 2,670.55 |
| ADVERTISING | 2,670.55 |
| 740580 | 2,511.00 |
| PRINTING | 2,511.00 |
| 740640 | 879,460.80 |
| CONTRACT SERVICES | 879,460.80 |
| 740660 | 1,980.07 |
| EQUIPMENT RENTAL | 1,980.07 |
| 740750 | 36,447.49 |
| REMODEL | 36,447.49 |
| 750800 | 1,250.00 |
| MAJOR PROJECTS | 1,250.00 |
| 740100 | 1,875.00 |
| IT HARDWARE MAINTENANCE | 1,875.00 |
| 4900 | 10,080.25 |
| RECYCLE CENTERS | 10,080.25 |
| 750800 | 10,080.25 |
| MAJOR PROJECTS | 10,080.25 |
| 5000 | 16,781.62 |
| AIRPORT | 16,781.62 |
| 750800 | 16,781.62 |
| MAJOR PROJECTS | 16,781.62 |
| 5100 | 162,304.39 |
| DISTRICT ATTORNEY | 162,304.39 |
| 710110 | 68,430.72 |
| SALARY/REGULAR | 68,430.72 |
| 710130 | 33,379.80 |
| SALARY/OVERTIME | 33,379.80 |
| 710150 | 9,775.00 |
| SALARY/SPECIAL PAY | 9,775.00 |
| 720100 | 8,265.06 |
| SOCIAL SECURITY | 8,265.06 |
| 720110 | 14,180.60 |
| EMPLOYEE INSURANCE | 14,180.60 |
| 720120 | 13,691.57 |
| RETIREMENT | 13,691.57 |
| 720130 | 1,070.77 |

| | |
|---|---|
| WORKERS COMPENSATION | 1,070.77 |
| 720140 | 685.87 |
| STATE UNEMPLOYMENT TAX | 685.87 |
| 740640 | 12,825.00 |
| CONTRACT SERVICES | 12,825.00 |
| 5200 | 4,224,447.83 |
| OFFICE OF HOMELAND SECURITY & EMERGENCY MANAGEMENT | 4,224,447.83 |
| 710110 | 54,867.06 |
| SALARY/REGULAR | 54,867.06 |
| 720100 | 4,058.50 |
| SOCIAL SECURITY | 4,058.50 |
| 720110 | 14,466.82 |
| EMPLOYEE INSURANCE | 14,466.82 |
| 720120 | 6,732.22 |
| RETIREMENT | 6,732.22 |
| 720130 | 152.71 |
| WORKERS COMPENSATION | 152.71 |
| 720140 | 543.91 |
| STATE UNEMPLOYMENT TAX | 543.91 |
| 730100 | 19,528.94 |
| OFFICE SUPPLIES | 19,528.94 |
| 730140 | 64,047.21 |
| JANITOR SUPPLIES | 64,047.21 |
| 730220 | 55,530.56 |
| REPLACEMENTS | 55,530.56 |
| 730240 | 80.00 |
| FUEL | 80.00 |
| 730250 | 87,680.72 |
| SHOP SUPPLIES | 87,680.72 |
| 730260 | 14,648.98 |
| VEHICLE SUPPLIES | 14,648.98 |
| 730270 | 31,686.60 |
| LAW ENFORCEMENT SPECIFIC SUPPLIES | 31,686.60 |
| 730300 | 3,031.00 |
| COMMUNITY AWARENESS SUPPLIES | 3,031.00 |
| 730320 | 36,867.99 |
| IT HARDWARE | 36,867.99 |
| 730330 | 47,900.00 |
| IT SOFTWARE | 47,900.00 |
| 730380 | 361,881.09 |
| AUDIO/VISUAL SUPPLIES | 361,881.09 |
| 730390 | 1,487,895.21 |
| MEDICAL SUPPLIES | 1,487,895.21 |
| 740140 | 6,993.57 |
| VEHICLE MAINTENANCE | 6,993.57 |
| 740512 | 583,458.70 |
| PROFESSIONAL SERVICES | 583,458.70 |
| 740530 | 2,821.37 |
| MOBILE PHONE AND DATA | 2,821.37 |
| 740540 | 5,368.73 |
| TRAVEL EXPENSE | 5,368.73 |
| 740640 | 2,570.28 |
| CONTRACT SERVICES | 2,570.28 |
| 740656 | 47,500.00 |
| RENT AND LEASES | 47,500.00 |

| | |
|---|---|
| 740660 | 89,446.47 |
| EQUIPMENT RENTAL | 89,446.47 |
| 740820 | 118,862.70 |
| DEMOLITION | 118,862.70 |
| 740970 | 12,936.42 |
| FREIGHT AND HANDLING | 12,936.42 |
| 750300 | 319,127.50 |
| CAPITAL OUTLAY-BUILDING | 319,127.50 |
| 750400 | 626,054.63 |
| CAPITAL OUTLAY-FURNITURE FIXTURES AND EQUIPMENT | 626,054.63 |
| 750600 | 112,707.94 |
| CAPITAL OUTLAY-VEHICLES | 112,707.94 |
| 730101 | 5,000.00 |
| FOOD SUPPLIES | 5,000.00 |
| 5400 | 639,637.81 |
| JUVENILE PROBATION-ADMINISTRATIVE | 639,637.81 |
| 710110 | 283,131.82 |
| SALARY/REGULAR | 283,131.82 |
| 710130 | 355.10 |
| SALARY/OVERTIME | 355.10 |
| 710140 | 169.83 |
| SALARY/CELL PHONE ALLOWANCE | 169.83 |
| 720100 | 21,126.22 |
| SOCIAL SECURITY | 21,126.22 |
| 720110 | 71,404.65 |
| EMPLOYEE INSURANCE | 71,404.65 |
| 720120 | 34,804.72 |
| RETIREMENT | 34,804.72 |
| 720140 | 3,129.22 |
| STATE UNEMPLOYMENT TAX | 3,129.22 |
| 730100 | 5,810.07 |
| OFFICE SUPPLIES | 5,810.07 |
| 730240 | 280.01 |
| FUEL | 280.01 |
| 730260 | 10.90 |
| VEHICLE SUPPLIES | 10.90 |
| 730390 | 2,225.29 |
| MEDICAL SUPPLIES | 2,225.29 |
| 740510 | 5,224.48 |
| PROFESSIONAL DEVELOPMENT | 5,224.48 |
| 740512 | 12,000.00 |
| PROFESSIONAL SERVICES | 12,000.00 |
| 740516 | 11,951.35 |
| PROFESSIONAL SERVICES-URINALYSIS | 11,951.35 |
| 740518 | 1,200.00 |
| PROFESSIONAL SERVICES-POLYGRAPH | 1,200.00 |
| 740530 | 5,134.35 |
| MOBILE PHONE AND DATA | 5,134.35 |
| 740540 | 4,588.78 |
| TRAVEL EXPENSE | 4,588.78 |
| 740660 | 172.80 |
| EQUIPMENT RENTAL | 172.80 |
| 740790 | 6,663.81 |
| ELECTRONIC MONITORING | 6,663.81 |
| 740800 | 69,389.19 |

| | |
|---|---|
| PURCHASED RESIDENTIAL SERVICE-INTERNAL CONT | 69,389.19 |
| 740810 | 100,865.22 |
| PURCHASED RESIDENTIAL SERVICE-EXTERNAL CONT | 100,865.22 |
| 5401 | 157,507.32 |
| JUVENILE PROBATION-DETENTION | 157,507.32 |
| 710110 | 67,032.61 |
| SALARY/REGULAR | 67,032.61 |
| 720100 | 5,038.45 |
| SOCIAL SECURITY | 5,038.45 |
| 720110 | 17,692.15 |
| EMPLOYEE INSURANCE | 17,692.15 |
| 720120 | 8,224.81 |
| RETIREMENT | 8,224.81 |
| 720140 | 795.08 |
| STATE UNEMPLOYMENT TAX | 795.08 |
| 730100 | 1,165.26 |
| OFFICE SUPPLIES | 1,165.26 |
| 740512 | 9,245.39 |
| PROFESSIONAL SERVICES | 9,245.39 |
| 740694 | 16,469.68 |
| FOOD SERVICE | 16,469.68 |
| 740800 | 12,059.09 |
| PURCHASED RESIDENTIAL SERVICE-INTERNAL CONT | 12,059.09 |
| 740810 | 19,784.80 |
| PURCHASED RESIDENTIAL SERVICE-EXTERNAL CONT | 19,784.80 |
| 6000 | 14,700.00 |
| SHERIFF | 14,700.00 |
| 730390 | 14,700.00 |
| MEDICAL SUPPLIES | 14,700.00 |
| 6200 | 68,709.68 |
| SHERIFF CID | 68,709.68 |
| 710110 | 17,877.44 |
| SALARY/REGULAR | 17,877.44 |
| 720100 | 1,361.44 |
| SOCIAL SECURITY | 1,361.44 |
| 720110 | 4,559.65 |
| EMPLOYEE INSURANCE | 4,559.65 |
| 720120 | 2,193.56 |
| RETIREMENT | 2,193.56 |
| 720130 | 46.69 |
| WORKERS COMPENSATION | 46.69 |
| 720140 | 197.18 |
| STATE UNEMPLOYMENT TAX | 197.18 |
| 730100 | 558.72 |
| OFFICE SUPPLIES | 558.72 |
| 730270 | 41,915.00 |
| LAW ENFORCEMENT SPECIFIC SUPPLIES | 41,915.00 |
| 6202 | 32,458.67 |
| SHERIFF ORGANIZED CRIME | 32,458.67 |
| 710130 | 15,454.01 |
| SALARY/OVERTIME | 15,454.01 |
| 720100 | 1,143.92 |
| SOCIAL SECURITY | 1,143.92 |
| 720110 | - |
| EMPLOYEE INSURANCE | - |

| | |
|---|---|
| 720120 | 1,896.21 |
| RETIREMENT | 1,896.21 |
| 730100 | 1,516.51 |
| OFFICE SUPPLIES | 1,516.51 |
| 730270 | 8,629.90 |
| LAW ENFORCEMENT SPECIFIC SUPPLIES | 8,629.90 |
| 740540 | 368.12 |
| TRAVEL EXPENSE | 368.12 |
| 740660 | 3,450.00 |
| EQUIPMENT RENTAL | 3,450.00 |
| 6300 | 28,798.12 |
| SHERIFF PATROL | 28,798.12 |
| 710130 | 23,587.79 |
| SALARY/OVERTIME | 23,587.79 |
| 720100 | 1,768.70 |
| SOCIAL SECURITY | 1,768.70 |
| 720120 | 2,894.23 |
| RETIREMENT | 2,894.23 |
| 720130 | 547.40 |
| WORKERS COMPENSATION | 547.40 |
| 6302 | 169,522.11 |
| SHERIFF PATROL WEST | 169,522.11 |
| 710110 | 66,441.76 |
| SALARY/REGULAR | 66,441.76 |
| 720100 | 5,001.20 |
| SOCIAL SECURITY | 5,001.20 |
| 720110 | 11,075.18 |
| EMPLOYEE INSURANCE | 11,075.18 |
| 720120 | 8,152.47 |
| RETIREMENT | 8,152.47 |
| 720130 | 581.66 |
| WORKERS COMPENSATION | 581.66 |
| 720140 | 531.02 |
| STATE UNEMPLOYMENT TAX | 531.02 |
| 730100 | 488.34 |
| OFFICE SUPPLIES | 488.34 |
| 730270 | 456.00 |
| LAW ENFORCEMENT SPECIFIC SUPPLIES | 456.00 |
| 730330 | 7,657.75 |
| IT SOFTWARE | 7,657.75 |
| 740140 | 1,825.98 |
| VEHICLE MAINTENANCE | 1,825.98 |
| 740530 | 1,566.55 |
| MOBILE PHONE AND DATA | 1,566.55 |
| 740580 | 118.83 |
| PRINTING | 118.83 |
| 740640 | 63,555.37 |
| CONTRACT SERVICES | 63,555.37 |
| 740660 | 2,070.00 |
| EQUIPMENT RENTAL | 2,070.00 |
| 6500 | 8,794.74 |
| SHERIFF ADMINISTRATIVE | 8,794.74 |
| 710110 | 4,710.40 |
| SALARY/REGULAR | 4,710.40 |
| 710130 | 22.08 |

| | |
|---|---|
| SALARY/OVERTIME | 22.08 |
| 720100 | 362.03 |
| SOCIAL SECURITY | 362.03 |
| 720120 | 580.67 |
| RETIREMENT | 580.67 |
| 720140 | 75.72 |
| STATE UNEMPLOYMENT TAX | 75.72 |
| 730100 | 61.81 |
| OFFICE SUPPLIES | 61.81 |
| 730320 | 2,932.03 |
| IT HARDWARE | 2,932.03 |
| 740512 | 50.00 |
| PROFESSIONAL SERVICES | 50.00 |
| 7100 | 4,158.99 |
| CONSTABLE PRECINCT 1 | 4,158.99 |
| 710130 | 3,406.96 |
| SALARY/OVERTIME | 3,406.96 |
| 720100 | 249.81 |
| SOCIAL SECURITY | 249.81 |
| 720120 | 418.05 |
| RETIREMENT | 418.05 |
| 720130 | 84.17 |
| WORKERS COMPENSATION | 84.17 |
| 7300 | 467.29 |
| CONSTABLE PRECINCT 3 | 467.29 |
| 730100 | 266.45 |
| OFFICE SUPPLIES | 266.45 |
| 730280 | 200.84 |
| CANINE EXPENSES | 200.84 |
| 7400 | 222.28 |
| CONSTABLE PRECINCT 4 | 222.28 |
| 710130 | 185.52 |
| SALARY/OVERTIME | 185.52 |
| 720100 | 14.00 |
| SOCIAL SECURITY | 14.00 |
| 720120 | 22.76 |
| RETIREMENT | 22.76 |
| 7500 | 33,139.60 |
| CONSTABLE PRECINCT 5 | 33,139.60 |
| 710130 | 4,869.46 |
| SALARY/OVERTIME | 4,869.46 |
| 720100 | 367.56 |
| SOCIAL SECURITY | 367.56 |
| 720120 | 597.49 |
| RETIREMENT | 597.49 |
| 720130 | 100.59 |
| WORKERS COMPENSATION | 100.59 |
| 750600 | 27,204.50 |
| CAPITAL OUTLAY-VEHICLES | 27,204.50 |
| 8340 | 49,466.73 |
| 359TH DISTRICT COURT | 49,466.73 |
| 710110 | 21,012.80 |
| SALARY/REGULAR | 21,012.80 |
| 720100 | 1,476.15 |
| SOCIAL SECURITY | 1,476.15 |

| | |
|---|---|
| 720110 | 4,559.65 |
| EMPLOYEE INSURANCE | 4,559.65 |
| 720120 | 2,578.30 |
| RETIREMENT | 2,578.30 |
| 720140 | 208.08 |
| STATE UNEMPLOYMENT TAX | 208.08 |
| 740512 | 19,631.75 |
| PROFESSIONAL SERVICES | 19,631.75 |
| 9400 | 2,393.10 |
| COMMISSIONER PRECINCT 4 | 2,393.10 |
| 740570 | 1,597.50 |
| ADVERTISING | 1,597.50 |
| 750800 | 795.60 |
| MAJOR PROJECTS | 795.60 |
| 9109 | 8,053.32 |
| RECYCLE - PRECINCT 1 | 8,053.32 |
| 710110 | 5,785.50 |
| SALARY/REGULAR | 5,785.50 |
| 720100 | 442.59 |
| SOCIAL SECURITY | 442.59 |
| 720110 | 1,115.35 |
| EMPLOYEE INSURANCE | 1,115.35 |
| 720120 | 709.88 |
| RETIREMENT | 709.88 |
| 221 | 187,727.47 |
| HAVA | 187,727.47 |
| 2500 | 187,727.47 |
| ELECTIONS ADMINISTRATOR | 187,727.47 |
| 710100 | - |
| SALARY/OFFICIAL-DEPARTMENT HEAD | - |
| 710110 | 57,914.34 |
| SALARY/REGULAR | 57,914.34 |
| 710130 | 40,357.70 |
| SALARY/OVERTIME | 40,357.70 |
| 720100 | 7,472.95 |
| SOCIAL SECURITY | 7,472.95 |
| 720120 | 6,322.36 |
| RETIREMENT | 6,322.36 |
| 730100 | 7,173.41 |
| OFFICE SUPPLIES | 7,173.41 |
| 730140 | 135.96 |
| JANITOR SUPPLIES | 135.96 |
| 730210 | 601.05 |
| DATA PROCESSING SUPPLIES | 601.05 |
| 730240 | 113.45 |
| FUEL | 113.45 |
| 730250 | 446.37 |
| SHOP SUPPLIES | 446.37 |
| 730320 | 40,108.30 |
| IT HARDWARE | 40,108.30 |
| 740512 | 17,432.67 |
| PROFESSIONAL SERVICES | 17,432.67 |
| 740580 | 5,145.00 |
| PRINTING | 5,145.00 |
| 740656 | 979.72 |

| | |
|---|---|
| RENT AND LEASES | 979.72 |
| 740660 | 694.19 |
| EQUIPMENT RENTAL | 694.19 |
| 740100 | 2,830.00 |
| IT HARDWARE MAINTENANCE | 2,830.00 |
| 300 | 30,008,039.22 |
| DEBT SERVICE | 30,008,039.22 |
| 3290 | 30,008,039.22 |
| DEBT SERVICE | 30,008,039.22 |
| 780200 | 29,854,453.63 |
| INTEREST AND FISCAL CHARGES | 29,854,453.63 |
| 780400 | 153,585.59 |
| ISSUANCE COSTS | 153,585.59 |
| 340 | (214,208,125.84) |
| GASB 34 CONVERSION | (214,208,125.84) |
| 1340 | (214,208,125.84) |
| GASB 34 CONVERSION | (214,208,125.84) |
| 750200 | (28,156,753.01) |
| CAPITAL OUTLAY-LAND | (28,156,753.01) |
| 750500 | (107,470,894.73) |
| CAPITAL OUTLAY-INTANGIBLES | (107,470,894.73) |
| 750800 | (78,580,478.10) |
| MAJOR PROJECTS | (78,580,478.10) |
| 400 | 2,738,668.58 |
| LOCAL CAPITAL PROJECTS | 2,738,668.58 |
| 1400 | 2,738,668.58 |
| LOCAL CAPITAL PROJECTS | 2,738,668.58 |
| 730320 | 14,342.07 |
| IT HARDWARE | 14,342.07 |
| 730330 | 8,008.10 |
| IT SOFTWARE | 8,008.10 |
| 740110 | 13,761.00 |
| IT SOFTWARE MAINTENANCE | 13,761.00 |
| 740512 | 63,754.00 |
| PROFESSIONAL SERVICES | 63,754.00 |
| 740628 | 18,040.00 |
| TELEPHONE-FIBER OPTIC-RESTRICTED | 18,040.00 |
| 740662 | 2,026,442.88 |
| LEASE TO PURCHASE | 2,026,442.88 |
| 750200 | 8,467.99 |
| CAPITAL OUTLAY-LAND | 8,467.99 |
| 750300 | (82.99) |
| CAPITAL OUTLAY-BUILDING | (82.99) |
| 750400 | 84,259.46 |
| CAPITAL OUTLAY-FURNITURE FIXTURES AND EQUIPMENT | 84,259.46 |
| 750800 | 501,676.07 |
| MAJOR PROJECTS | 501,676.07 |
| 404 | 1,851,917.37 |
| C/P ROAD BONDS 2016 | 1,851,917.37 |
| 1903 | 1,849,381.37 |
| CAPITAL ROAD PROJECTS | 1,849,381.37 |
| 730190 | 483,621.32 |
| ROAD MATERIALS | 483,621.32 |
| 730200 | 118,792.43 |
| CRUSHED CONCRETE/REJECT | 118,792.43 |

| | |
|---|---|
| 740512 | 4,882.04 |
| PROFESSIONAL SERVICES | 4,882.04 |
| 750200 | 91,918.00 |
| CAPITAL OUTLAY-LAND | 91,918.00 |
| 750800 | 1,150,167.58 |
| MAJOR PROJECTS | 1,150,167.58 |
| 9400 | 2,536.00 |
| COMMISSIONER PRECINCT 4 | 2,536.00 |
| 740512 | 2,061.00 |
| PROFESSIONAL SERVICES | 2,061.00 |
| 740730 | 475.00 |
| ACQUISITION COSTS | 475.00 |
| 405 | 4,574,264.29 |
| C/P ROAD BONDS 2016A | 4,574,264.29 |
| 1903 | 4,460,780.24 |
| CAPITAL ROAD PROJECTS | 4,460,780.24 |
| 740512 | 3,600.00 |
| PROFESSIONAL SERVICES | 3,600.00 |
| 740650 | - |
| SIGN AND SIGNAL MAINTENANCE | - |
| 750200 | 372,181.00 |
| CAPITAL OUTLAY-LAND | 372,181.00 |
| 750800 | 4,084,999.24 |
| MAJOR PROJECTS | 4,084,999.24 |
| 9100 | 38,015.94 |
| COMMISSIONER PRECINCT 1 | 38,015.94 |
| 740512 | 38,015.94 |
| PROFESSIONAL SERVICES | 38,015.94 |
| 9400 | 75,468.11 |
| COMMISSIONER PRECINCT 4 | 75,468.11 |
| 730190 | 65,456.63 |
| ROAD MATERIALS | 65,456.63 |
| 740512 | 4,958.48 |
| PROFESSIONAL SERVICES | 4,958.48 |
| 740730 | 5,053.00 |
| ACQUISITION COSTS | 5,053.00 |
| 406 | 2,395,536.33 |
| C/P ROAD BONDS 2018 | 2,395,536.33 |
| 1903 | 2,308,620.89 |
| CAPITAL ROAD PROJECTS | 2,308,620.89 |
| 730190 | 698,146.49 |
| ROAD MATERIALS | 698,146.49 |
| 740512 | 253.39 |
| PROFESSIONAL SERVICES | 253.39 |
| 740650 | - |
| SIGN AND SIGNAL MAINTENANCE | - |
| 750800 | 1,610,221.01 |
| MAJOR PROJECTS | 1,610,221.01 |
| 9100 | 40,958.46 |
| COMMISSIONER PRECINCT 1 | 40,958.46 |
| 740512 | 28,958.46 |
| PROFESSIONAL SERVICES | 28,958.46 |
| 750800 | 12,000.00 |
| MAJOR PROJECTS | 12,000.00 |
| 9200 | 30,310.00 |

| | |
|---|---|
| COMMISSIONER PRECINCT 2 | 30,310.00 |
| 740512 | 30,310.00 |
| PROFESSIONAL SERVICES | 30,310.00 |
| 9300 | 15,646.98 |
| COMMISSIONER PRECINCT 3 | 15,646.98 |
| 750800 | 15,646.98 |
| MAJOR PROJECTS | 15,646.98 |
| 407 | 2,227,887.99 |
| C/P ROAD BONDS 2018B | 2,227,887.99 |
| 1903 | 851,195.14 |
| CAPITAL ROAD PROJECTS | 851,195.14 |
| 750200 | (1,814.00) |
| CAPITAL OUTLAY-LAND | (1,814.00) |
| 750800 | 853,009.14 |
| MAJOR PROJECTS | 853,009.14 |
| 9200 | 1,376,692.85 |
| COMMISSIONER PRECINCT 2 | 1,376,692.85 |
| 730190 | 1,376,692.85 |
| ROAD MATERIALS | 1,376,692.85 |
| 408 | 788,488.47 |
| C/P SHERIFF'S PROJECTS | 788,488.47 |
| 1408 | 788,488.47 |
| SHERIFF PROJECTS | 788,488.47 |
| 750200 | 10,000.00 |
| CAPITAL OUTLAY-LAND | 10,000.00 |
| 750800 | 778,488.47 |
| MAJOR PROJECTS | 778,488.47 |
| 500 | 17,011,767.04 |
| SELF INSURANCE | 17,011,767.04 |
| 2200 | 129.21 |
| RISK MANAGEMENT | 129.21 |
| 740962 | 24.36 |
| EMPLOYEE ASSISTANCE PROGRAM FEES | 24.36 |
| 740964 | 104.85 |
| PREFERRED PROVIDER ORGANIZATION FEES | 104.85 |
| 2201 | 17,011,637.83 |
| SELF INSURANCE | 17,011,637.83 |
| 730100 | 816.91 |
| OFFICE SUPPLIES | 816.91 |
| 730330 | 136,460.00 |
| IT SOFTWARE | 136,460.00 |
| 740120 | 11,238,867.27 |
| MEDICAL SERVICES | 11,238,867.27 |
| 740130 | 854,537.02 |
| PHYSICIAN SERVICES | 854,537.02 |
| 740190 | 2,324,335.41 |
| RX CLAIMS | 2,324,335.41 |
| 740512 | 54.00 |
| PROFESSIONAL SERVICES | 54.00 |
| 740640 | 7,669.76 |
| CONTRACT SERVICES | 7,669.76 |
| 740660 | 1,749.99 |
| EQUIPMENT RENTAL | 1,749.99 |
| 740710 | 338,278.57 |
| ADMINISTRATIVE CHARGES | 338,278.57 |

| | |
|---|---|
| 740740 | 8,057.96 |
| BANK SERVICE CHARGES | 8,057.96 |
| 740940 | 943,855.72 |
| INSURANCE PREMIUMS | 943,855.72 |
| 740960 | 87,846.00 |
| PRE-CERTIFICATION/ UTILITIZATION REVIEW FEES | 87,846.00 |
| 740962 | 26,994.94 |
| EMPLOYEE ASSISTANCE PROGRAM FEES | 26,994.94 |
| 740964 | 157,469.27 |
| PREFERRED PROVIDER ORGANIZATION FEES | 157,469.27 |
| 740968 | 884,645.01 |
| STOP LOSS PREMIUMS | 884,645.01 |
| 501 | 354,265.76 |
| WORKERS' COMPENSATION | 354,265.76 |
| 2203 | 354,265.76 |
| WORKERS COMPENSATION | 354,265.76 |
| 740120 | 290,645.76 |
| MEDICAL SERVICES | 290,645.76 |
| 740700 | 63,620.00 |
| INSURANCE/BOND PREMIUMS | 63,620.00 |
| 502 | 650,989.81 |
| PROPERTY/CASUALTY | 650,989.81 |
| 2202 | 650,989.81 |
| PROPERTY/CASUALTY | 650,989.81 |
| 740700 | 27,957.00 |
| INSURANCE/BOND PREMIUMS | 27,957.00 |
| 740710 | 405,732.79 |
| ADMINISTRATIVE CHARGES | 405,732.79 |
| 740930 | 37,787.00 |
| DAMAGE REPAIRS | 37,787.00 |
| 740940 | 23,571.17 |
| INSURANCE PREMIUMS | 23,571.17 |
| 740950 | 1,778.00 |
| BONDS-NOTARIES | 1,778.00 |
| 740952 | (15,836.15) |
| BONDS-SURETY | (15,836.15) |
| 760600 | 170,000.00 |
| SETTLEMENT COSTS | 170,000.00 |
| 999 | 4,350,615.71 |
| DEFAULT ZONE FUND | 4,350,615.71 |
| 1903 | 4,350,615.71 |
| CAPITAL ROAD PROJECTS | 4,350,615.71 |
| 730180 | 8,309.00 |
| CULVERTS | 8,309.00 |
| 730190 | - |
| ROAD MATERIALS | - |
| 740512 | 88,839.62 |
| PROFESSIONAL SERVICES | 88,839.62 |
| 740650 | - |
| SIGN AND SIGNAL MAINTENANCE | - |
| 750200 | - |
| CAPITAL OUTLAY-LAND | - |
| 750800 | 4,253,467.09 |
| MAJOR PROJECTS | 4,253,467.09 |
| (blank) | |

| | |
|---|---|
| (blank) | |
| (blank) | |
| (blank) | |
| (blank) | |
| (blank) | |
| 421 | 850,857.34 |
| ROAD BOND CLEARING FUND 421 | 850,857.34 |
| 1903 | 850,857.34 |
| CAPITAL ROAD PROJECTS | 850,857.34 |
| 750200 | 817,782.77 |
| CAPITAL OUTLAY-LAND | 817,782.77 |
| 750300 | 33,074.57 |
| CAPITAL OUTLAY-BUILDING | 33,074.57 |
| 750800 | - |
| MAJOR PROJECTS | - |
| 222 | 10,864,425.96 |
| JAIL PASS THRU | 10,864,425.96 |
| 6601 | 10,864,425.96 |
| SHERIFF JAIL | 10,864,425.96 |
| 740640 | 10,864,425.96 |
| CONTRACT SERVICES | 10,864,425.96 |

# MONTGOMERY COUNTY, TEXAS

REPORT OF REVENUES

For Fiscal Year Ended September 30, 2021

March 15, 2021

| | Sum of NetTransactionAmount |
|---|---|
| 100 | (174,608,800.28) |
| GENERAL OPERATIONS | (174,608,800.28) |
| 1100 | (169,733,022.26) |
| GENERAL FUND | (169,733,022.26) |
| 400100 | (162,224,489.04) |
| CURRENT TAXES | (162,224,489.04) |
| 400110 | (710,697.44) |
| DELINQUENT TAXES | (710,697.44) |
| 400120 | (297,387.59) |
| PENALTY AND INTEREST | (297,387.59) |
| 400140 | (867,342.56) |
| OTHER TAXES | (867,342.56) |
| 410100 | (60,835.00) |
| TABC LICENSES | (60,835.00) |
| 410102 | (253,395.00) |
| HEALTH PERMITS | (253,395.00) |
| 420304 | (193,437.43) |
| OTHER ALLOCATIONS | (193,437.43) |
| 430104 | (5,658.38) |
| COUNTY JUDGE FEES | (5,658.38) |
| 430106 | (68,385.59) |
| SHERIFF FEES | (68,385.59) |
| 430108 | (4,119.65) |
| COUNTY ATTORNEY FEES | (4,119.65) |
| 430110 | (1,825,820.80) |
| COUNTY CLERK FEES | (1,825,820.80) |
| 430118 | (401,256.99) |
| TPW SALES TAX COMMISSION | (401,256.99) |
| 430132 | (509,731.79) |
| DISTRICT CLERK FEES | (509,731.79) |
| 430134 | (1,375,439.79) |
| JUSTICE OF THE PEACE FEES | (1,375,439.79) |
| 430136 | (632.46) |
| TRUANCY PREVENTION AND DIVERSION CCP 102.015 | (632.46) |
| 430138 | (9,468.33) |
| CONSTABLE FEES | (9,468.33) |
| 430140 | (23.00) |
| VOTER REGISTRATION FEES | (23.00) |
| 430142 | (74,988.49) |
| CRIMINAL JUSTICE FEES | (74,988.49) |
| 430144 | (200.00) |
| CHILD SAFETY | (200.00) |
| 430148 | (4,500.00) |
| BAIL BOND ADMINISTRATION FEES | (4,500.00) |
| 430150 | (18,186.92) |
| TRAFFIC SAFETY FEES | (18,186.92) |
| 430152 | (23,106.90) |
| FAILURE TO APPEAR FEES | (23,106.90) |

| | |
|---|---|
| 430156 | (49,333.28) |
| LEOSE-ANNUAL ALLOCATION | (49,333.28) |
| 430158 | (2,498.91) |
| JUDICIAL EDUCATION | (2,498.91) |
| 430164 | (10,877.15) |
| HB530 DRUG COURT FEE-UNRESTRICTED | (10,877.15) |
| 430166 | (13,766.46) |
| CCP102.0178 DRUG COURT FEE-RESTRICTED | (13,766.46) |
| 430170 | (4,816.30) |
| HAZARDOUS WASTE MANAGEMENT FEE | (4,816.30) |
| 430174 | (208,333.35) |
| DETENTION ADMINISTRATION SERVICES | (208,333.35) |
| 430176 | (3,374.00) |
| PROBATION FEES | (3,374.00) |
| 430178 | (77.98) |
| COMMUNITY RESTITUTION FEES | (77.98) |
| 430212 | (19,449.52) |
| JURY FEES | (19,449.52) |
| 430216 | (23,031.50) |
| INMATE TELEPHONE FEE | (23,031.50) |
| 440100 | (337,953.71) |
| INTEREST-BANK | (337,953.71) |
| 440120 | 112,448.60 |
| INVESTMENT EARNINGS | 112,448.60 |
| 450100 | (403.12) |
| COMMISSIONS | (403.12) |
| 450210 | (10,553.31) |
| CONTRACT REIMBURSEMENT-ADMINISTRATION | (10,553.31) |
| 450318 | (2,130.00) |
| RENTS/LEASES | (2,130.00) |
| 450320 | (104,825.65) |
| MISCELLANEOUS | (104,825.65) |
| 450326 | 4,232.10 |
| TEMPORARY SUSPENSE REVENUE | 4,232.10 |
| 450328 | (30,126.55) |
| SALE OF ASSETS | (30,126.55) |
| 460100 | 2,000.00 |
| COURT FINES | 2,000.00 |
| 410116 | (250.00) |
| RECYCLE CENTER PERMITS | (250.00) |
| 440110 | (100,799.02) |
| FAIR MARKET VALUE | (100,799.02) |
| 2100 | - |
| HUMAN RESOURCES | - |
| 450200 | - |
| CONTRACT SERVICE REVENUE | - |
| 2200 | (29,955.06) |
| RISK MANAGEMENT | (29,955.06) |
| 450200 | - |
| CONTRACT SERVICE REVENUE | - |
| 450328 | (29,955.06) |
| SALE OF ASSETS | (29,955.06) |
| 2302 | - |
| COURT COLLECTIONS | - |
| 450200 | - |

| | |
|---|---|
| CONTRACT SERVICE REVENUE | - |
| 2801 | (70,373.64) |
| COUNTY ATTORNEY STATE FUNDS | (70,373.64) |
| 420204 | (70,000.00) |
| STATE ALLOCATIONS | (70,000.00) |
| 430108 | (159.84) |
| COUNTY ATTORNEY FEES | (159.84) |
| 440100 | (213.80) |
| INTEREST-BANK | (213.80) |
| 3000 | 64.75 |
| BUILDING CUSTODIAL SERVICES | 64.75 |
| 410110 | 19.75 |
| AUTO REGISTRATION | 19.75 |
| 430180 | 45.00 |
| VEHICLE TOWING PROGRAM FEES | 45.00 |
| 3200 | (1,000.00) |
| OTHER | (1,000.00) |
| 430120 | (1,000.00) |
| APPLICATION FEES | (1,000.00) |
| 3220 | (60,825.31) |
| ALTERNATE DISPUTE RESOLUTION | (60,825.31) |
| 430110 | (8,765.31) |
| COUNTY CLERK FEES | (8,765.31) |
| 430132 | (36,795.00) |
| DISTRICT CLERK FEES | (36,795.00) |
| 430134 | (15,265.00) |
| JUSTICE OF THE PEACE FEES | (15,265.00) |
| 3240 | (795.00) |
| HISTORICAL COMMISSION | (795.00) |
| 450300 | (795.00) |
| CONTRIBUTIONS | (795.00) |
| 3250 | 669.19 |
| CHILD WELFARE | 669.19 |
| 420200 | 669.19 |
| STATE GRANT REVENUE | 669.19 |
| 3400 | (21,595.58) |
| COUNTY AUDITOR | (21,595.58) |
| 450200 | (21,595.58) |
| CONTRACT SERVICE REVENUE | (21,595.58) |
| 3700 | (594,156.55) |
| TAX ASSESSOR/COLLECTOR | (594,156.55) |
| 430118 | (29,365.25) |
| TPW SALES TAX COMMISSION | (29,365.25) |
| 430122 | (560,237.00) |
| SUPPLEMENTAL MVD FEES | (560,237.00) |
| 430126 | (4,804.30) |
| TPW TITLE FEE | (4,804.30) |
| 430128 | 250.00 |
| VTR LICENSE APP FEE-OWNER | 250.00 |
| 3701 | (81,005.73) |
| TAC SPECIAL INVENTORY TAX | (81,005.73) |
| 440100 | (81,005.73) |
| INTEREST-BANK | (81,005.73) |
| 3703 | (1,750.00) |
| TAC VTR | (1,750.00) |

| | |
|---|---|
| 430128 | (1,650.00) |
| VTR LICENSE APP FEE-OWNER | (1,650.00) |
| 430130 | (100.00) |
| VTR LICENSE APP FEE-RUNNER | (100.00) |
| 4001 | (230,970.00) |
| PERMITS | (230,970.00) |
| 410106 | (230,970.00) |
| FOOD SERVICE PERMITS | (230,970.00) |
| 4100 | (210,669.99) |
| ANIMAL SERVICES | (210,669.99) |
| 410104 | (1,925.00) |
| ANIMAL CONTROL TRANSPORT | (1,925.00) |
| 430190 | (45,821.00) |
| ADOPTION FEES | (45,821.00) |
| 430192 | (41,050.00) |
| ANIMAL SHELTER FEES | (41,050.00) |
| 430194 | (53,460.00) |
| CLINIC SERVICES | (53,460.00) |
| 430196 | (6,700.00) |
| IMPOUND FEES | (6,700.00) |
| 450300 | (61,713.99) |
| CONTRIBUTIONS | (61,713.99) |
| 4200 | (59,747.50) |
| FORENSIC SERVICES | (59,747.50) |
| 430200 | (59,475.00) |
| INQUESTS AND AUTOPSIES | (59,475.00) |
| 430210 | (272.50) |
| FORENSIC ADMINISTRATION FEE | (272.50) |
| 4400 | (338,830.46) |
| CONVENTION CENTER | (338,830.46) |
| 420304 | (197,165.52) |
| OTHER ALLOCATIONS | (197,165.52) |
| 430162 | 2,000.00 |
| PARK FEES | 2,000.00 |
| 430226 | 4,495.91 |
| RENTAL/USER FEES | 4,495.91 |
| 450318 | (148,160.85) |
| RENTS/LEASES | (148,160.85) |
| 4500 | (34,978.74) |
| MEMORIAL LIBRARY | (34,978.74) |
| BOOK FINES | (239.72) |
| 450300 | (34,739.02) |
| CONTRIBUTIONS | (34,739.02) |
| 5000 | (245,591.66) |
| AIRPORT | (245,591.66) |
| 430226 | (190,185.96) |
| RENTAL/USER FEES | (190,185.96) |
| 430230 | (55,405.70) |
| FUEL FLOW FEES | (55,405.70) |
| 5050 | (47,762.80) |
| CUSTOMS | (47,762.80) |
| 430226 | (47,762.80) |
| RENTAL/USER FEES | (47,762.80) |
| 450200 | - |
| CONTRACT SERVICE REVENUE | - |

| | |
|---|---|
| 5100 | (26,487.53) |
| DISTRICT ATTORNEY | (26,487.53) |
| 410110 | 8.25 |
| AUTO REGISTRATION | 8.25 |
| 420204 | (7,500.00) |
| STATE ALLOCATIONS | (7,500.00) |
| 440100 | (7.78) |
| INTEREST-BANK | (7.78) |
| 450200 | - |
| CONTRACT SERVICE REVENUE | - |
| 460130 | (18,988.00) |
| FORFEITURES-BONDS | (18,988.00) |
| 5101 | (1.62) |
| DISTRICT ATTORNEY STATE FUNDS | (1.62) |
| 440100 | (1.62) |
| INTEREST-BANK | (1.62) |
| 5200 | (1,045.25) |
| OFFICE OF HOMELAND SECURITY & EMERGENCY MANAGEMENT | (1,045.25) |
| 450328 | (1,045.25) |
| SALE OF ASSETS | (1,045.25) |
| 5301 | (461,140.50) |
| FIRE MARSHAL - INSPECTIONS | (461,140.50) |
| 430184 | (107,740.50) |
| FIRE INSPECTION FEE-EXISTING | (107,740.50) |
| 430186 | (328,400.00) |
| FIRE INSPECTION FEE-NEW CONSTRUCTION | (328,400.00) |
| 450200 | (25,000.00) |
| CONTRACT SERVICE REVENUE | (25,000.00) |
| 5400 | (57,686.00) |
| JUVENILE PROBATION-ADMINISTRATIVE | (57,686.00) |
| 430174 | (57,686.00) |
| DETENTION ADMINISTRATION SERVICES | (57,686.00) |
| 5500 | (261,496.08) |
| ADULT PROBATION | (261,496.08) |
| 450200 | (261,496.08) |
| CONTRACT SERVICE REVENUE | (261,496.08) |
| 5501 | (49,042.58) |
| BOND SUPERVISION | (49,042.58) |
| 450200 | (49,042.58) |
| CONTRACT SERVICE REVENUE | (49,042.58) |
| 5600 | (45,472.95) |
| COMMISSIONS | (45,472.95) |
| 450100 | (47,152.86) |
| COMMISSIONS | (47,152.86) |
| 450320 | 1,679.91 |
| MISCELLANEOUS | 1,679.91 |
| 6000 | (465,285.85) |
| SHERIFF | (465,285.85) |
| 410108 | (165,470.00) |
| ALARM PERMITS | (165,470.00) |
| 420206 | (2,210.85) |
| STATE CONTRACT REIMBURSEMENT | (2,210.85) |
| 430180 | (282,565.00) |
| VEHICLE TOWING PROGRAM FEES | (282,565.00) |
| 450200 | (40.00) |

| | |
|---|---|
| CONTRACT SERVICE REVENUE | (40.00) |
| 450300 | (15,000.00) |
| CONTRIBUTIONS | (15,000.00) |
| 6100 | (7,915.10) |
| SHERIFF HOMELAND SECURITY | (7,915.10) |
| 450200 | (7,915.10) |
| CONTRACT SERVICE REVENUE | (7,915.10) |
| 6201 | (1,156.46) |
| SHERIFF HOMICIDE VIOLENT CRIME | (1,156.46) |
| 450200 | (1,156.46) |
| CONTRACT SERVICE REVENUE | (1,156.46) |
| 6202 | (3,391.73) |
| SHERIFF ORGANIZED CRIME | (3,391.73) |
| 420106 | (3,391.73) |
| FEDERAL CONTRACT REIMBURSEMENT | (3,391.73) |
| 6301 | (7,195.17) |
| SHERIFF PATROL EAST | (7,195.17) |
| 450200 | (7,195.17) |
| CONTRACT SERVICE REVENUE | (7,195.17) |
| 6302 | (20,074.89) |
| SHERIFF PATROL WEST | (20,074.89) |
| 430200 | (6,457.33) |
| INQUESTS AND AUTOPSIES | (6,457.33) |
| 450200 | (13,617.56) |
| CONTRACT SERVICE REVENUE | (13,617.56) |
| 6303 | (433,580.95) |
| SHERIFF PATROL SOUTH | (433,580.95) |
| 450200 | (433,580.95) |
| CONTRACT SERVICE REVENUE | (433,580.95) |
| 6401 | (116,858.98) |
| SHERIFF DISPATCH | (116,858.98) |
| 450200 | (116,858.98) |
| CONTRACT SERVICE REVENUE | (116,858.98) |
| 6402 | (2,080.00) |
| SHERIFF CRIME LAB | (2,080.00) |
| 430182 | (2,080.00) |
| FINGERPRINT FEES | (2,080.00) |
| 6407 | (3,155.00) |
| SHERIFF ACADEMY | (3,155.00) |
| 430172 | (3,155.00) |
| ACADEMY REVENUE | (3,155.00) |
| 6504 | (58,390.00) |
| SHERIFF ALARMS | (58,390.00) |
| 410108 | (58,390.00) |
| ALARM PERMITS | (58,390.00) |
| 6601 | (7,340.33) |
| SHERIFF JAIL | (7,340.33) |
| 420108 | (6,929.00) |
| FEDERAL INMATE HOUSING | (6,929.00) |
| 430178 | (411.33) |
| COMMUNITY RESTITUTION FEES | (411.33) |
| 7100 | (105,871.71) |
| CONSTABLE PRECINCT 1 | (105,871.71) |
| 430138 | (22,489.59) |
| CONSTABLE FEES | (22,489.59) |

| | |
|---|---|
| 430180 | 90.00 |
| VEHICLE TOWING PROGRAM FEES | 90.00 |
| 450200 | (76,502.74) |
| CONTRACT SERVICE REVENUE | (76,502.74) |
| 450300 | (3,500.00) |
| CONTRIBUTIONS | (3,500.00) |
| 420106 | (3,469.38) |
| FEDERAL CONTRACT REIMBURSEMENT | (3,469.38) |
| 7200 | (23,852.00) |
| CONSTABLE PRECINCT 2 | (23,852.00) |
| 430138 | (23,852.00) |
| CONSTABLE FEES | (23,852.00) |
| 7300 | (122,475.08) |
| CONSTABLE PRECINCT 3 | (122,475.08) |
| 430138 | (30,081.78) |
| CONSTABLE FEES | (30,081.78) |
| 450100 | (1,960.71) |
| COMMISSIONS | (1,960.71) |
| 450200 | (90,432.59) |
| CONTRACT SERVICE REVENUE | (90,432.59) |
| 7400 | (22,080.86) |
| CONSTABLE PRECINCT 4 | (22,080.86) |
| 430138 | (16,214.50) |
| CONSTABLE FEES | (16,214.50) |
| 450100 | 185.00 |
| COMMISSIONS | 185.00 |
| 450200 | (4,251.36) |
| CONTRACT SERVICE REVENUE | (4,251.36) |
| 450300 | (1,800.00) |
| CONTRIBUTIONS | (1,800.00) |
| 7500 | (138,007.32) |
| CONSTABLE PRECINCT 5 | (138,007.32) |
| 430138 | (18,042.05) |
| CONSTABLE FEES | (18,042.05) |
| CONTRACT SERVICE REVENUE | (119,965.27) |
| 8100 | (33,054.22) |
| COURT OPERATIONS | (33,054.22) |
| 450324 | (32,654.22) |
| REIMBURSEMENT POST-JUDGEMENT | (32,654.22) |
| 450322 | (400.00) |
| REIMBURSEMENT PRE-JUDGEMENT | (400.00) |
| 8210 | (21,000.00) |
| COUNTY COURT AT LAW 1 | (21,000.00) |
| 420204 | (21,000.00) |
| STATE ALLOCATIONS | (21,000.00) |
| 8220 | (20,385.68) |
| COUNTY COURT AT LAW 2 | (20,385.68) |
| 420204 | (21,000.00) |
| STATE ALLOCATIONS | (21,000.00) |
| 430168 | 459.00 |
| STENOGRAPHER FEES | 459.00 |
| 430212 | 155.32 |
| JURY FEES | 155.32 |
| 8230 | (21,000.00) |
| COUNTY COURT AT LAW 3 | (21,000.00) |

| | |
|---|---|
| 420204 | (21,000.00) |
| STATE ALLOCATIONS | (21,000.00) |
| 8240 | (21,000.00) |
| COUNTY COURT AT LAW 4 | (21,000.00) |
| 420204 | (21,000.00) |
| STATE ALLOCATIONS | (21,000.00) |
| 8250 | (21,000.00) |
| COUNTY COURT AT LAW 5 | (21,000.00) |
| 420204 | (21,000.00) |
| STATE ALLOCATIONS | (21,000.00) |
| 8320 | 671.00 |
| 221ST DISTRICT COURT | 671.00 |
| 450200 | 15.00 |
| CONTRACT SERVICE REVENUE | 15.00 |
| 450320 | 656.00 |
| MISCELLANEOUS | 656.00 |
| 8340 | 21.40 |
| 359TH DISTRICT COURT | 21.40 |
| 400120 | 21.40 |
| PENALTY AND INTEREST | 21.40 |
| 450200 | - |
| CONTRACT SERVICE REVENUE | - |
| 8350 | (2,609.02) |
| 410th DISTRICT COURT | (2,609.02) |
| 430158 | 65.00 |
| JUDICIAL EDUCATION | 65.00 |
| 430168 | 1,322.00 |
| STENOGRAPHER FEES | 1,322.00 |
| 430226 | 3.98 |
| RENTAL/USER FEES | 3.98 |
| 450320 | (4,000.00) |
| MISCELLANEOUS | (4,000.00) |
| 8360 | 2,674.78 |
| 418TH DISTRICT COURT | 2,674.78 |
| 400120 | 13.82 |
| PENALTY AND INTEREST | 13.82 |
| 430102 | 14.32 |
| COUNTY/DISTRICT COURT FEES | 14.32 |
| 430212 | - |
| JURY FEES | - |
| 430226 | 3.98 |
| RENTAL/USER FEES | 3.98 |
| 450318 | 2,642.66 |
| RENTS/LEASES | 2,642.66 |
| 8401 | (43,716.43) |
| DRUG COURT | (43,716.43) |
| 430214 | (43,386.43) |
| PROGRAM FEES | (43,386.43) |
| 430218 | (330.00) |
| MRT BOOK FEE | (330.00) |
| 8402 | (49,782.47) |
| DRUG COURT-DWI COURT | (49,782.47) |
| 430214 | (49,542.47) |
| PROGRAM FEES | (49,542.47) |
| 430218 | (240.00) |

| | |
|---|---|
| MRT BOOK FEE | (240.00) |
| 8510 | 6,429.24 |
| JUSTICE OF PEACE PRECINCT 1 | 6,429.24 |
| 430228 | (21,361.65) |
| COLLECTION FEE | (21,361.65) |
| 450200 | - |
| CONTRACT SERVICE REVENUE | - |
| 430550 | 27,790.89 |
| THIRD PARTY COLLECTION FEE | 27,790.89 |
| 8520 | (14,784.52) |
| JUSTICE OF PEACE PRECINCT 2 | (14,784.52) |
| 410110 | 16.75 |
| AUTO REGISTRATION | 16.75 |
| 430228 | (31,633.57) |
| COLLECTION FEE | (31,633.57) |
| 430550 | 16,832.30 |
| THIRD PARTY COLLECTION FEE | 16,832.30 |
| 8530 | (5,818.07) |
| JUSTICE OF PEACE PRECINCT 3 | (5,818.07) |
| 430134 | (2,633.80) |
| JUSTICE OF THE PEACE FEES | (2,633.80) |
| 450200 | (3,184.27) |
| CONTRACT SERVICE REVENUE | (3,184.27) |
| 8540 | (20,174.11) |
| JUSTICE OF PEACE PRECINCT 4 | (20,174.11) |
| 430228 | (20,174.11) |
| COLLECTION FEE | (20,174.11) |
| 8550 | (13,704.60) |
| JUSTICE OF PEACE PRECINCT 5 | (13,704.60) |
| 430228 | (13,704.60) |
| COLLECTION FEE | (13,704.60) |
| 450200 | - |
| CONTRACT SERVICE REVENUE | - |
| 4401 | (121,187.30) |
| FAIRGROUNDS/EXPO CENTER | (121,187.30) |
| 450318 | (121,187.30) |
| RENTS/LEASES | (121,187.30) |
| 3702 | (6,000.00) |
| TAC RENDITION PENALTY | (6,000.00) |
| 430214 | (6,000.00) |
| PROGRAM FEES | (6,000.00) |
| 200 | (31,299,438.93) |
| ROAD AND BRIDGE | (31,299,438.93) |
| 1200 | (30,102,411.00) |
| ROAD AND BRIDGE | (30,102,411.00) |
| 400100 | (26,331,891.58) |
| CURRENT TAXES | (26,331,891.58) |
| 400110 | (101,788.76) |
| DELINQUENT TAXES | (101,788.76) |
| 400120 | (35,769.82) |
| PENALTY AND INTEREST | (35,769.82) |
| 410110 | (2,347,423.83) |
| AUTO REGISTRATION | (2,347,423.83) |
| 410114 | (100.00) |
| OVERLOAD PERMITS | (100.00) |

| | |
|---|---|
| 420304 | (139,843.26) |
| OTHER ALLOCATIONS | (139,843.26) |
| 430112 | (144,002.04) |
| SUBDIVISION FEES | (144,002.04) |
| 430114 | (650,643.66) |
| FLOOD PLAIN FEES | (650,643.66) |
| 440100 | (8,325.16) |
| INTEREST-BANK | (8,325.16) |
| 440120 | (9,849.80) |
| INVESTMENT EARNINGS | (9,849.80) |
| 450328 | (37,681.27) |
| SALE OF ASSETS | (37,681.27) |
| 460100 | (295,091.82) |
| COURT FINES | (295,091.82) |
| 4700 | (2,036.00) |
| PARKS | (2,036.00) |
| 430226 | (2,036.00) |
| RENTAL/USER FEES | (2,036.00) |
| 450200 | - |
| CONTRACT SERVICE REVENUE | - |
| 4800 | (17,415.00) |
| COMMUNITY CENTERS | (17,415.00) |
| 420102 | (10,090.00) |
| FEDERAL PROGRAM INCOME | (10,090.00) |
| 430226 | (7,325.00) |
| RENTAL/USER FEES | (7,325.00) |
| 450200 | - |
| CONTRACT SERVICE REVENUE | - |
| 4900 | (11,624.97) |
| RECYCLE CENTERS | (11,624.97) |
| 430222 | (11,624.97) |
| RECYCLE FEES | (11,624.97) |
| 450200 | - |
| CONTRACT SERVICE REVENUE | - |
| 9000 | (550,000.00) |
| RESTRICTED | (550,000.00) |
| 450200 | (550,000.00) |
| CONTRACT SERVICE REVENUE | (550,000.00) |
| 9100 | (5,592.64) |
| COMMISSIONER PRECINCT 1 | (5,592.64) |
| 450200 | - |
| CONTRACT SERVICE REVENUE | - |
| 450318 | (2,185.56) |
| RENTS/LEASES | (2,185.56) |
| 450320 | (3,407.08) |
| MISCELLANEOUS | (3,407.08) |
| 9200 | (151,701.77) |
| COMMISSIONER PRECINCT 2 | (151,701.77) |
| 420304 | (101,741.00) |
| OTHER ALLOCATIONS | (101,741.00) |
| 450200 | (34,439.27) |
| CONTRACT SERVICE REVENUE | (34,439.27) |
| 450328 | (15,521.50) |
| SALE OF ASSETS | (15,521.50) |
| 9300 | (78,717.50) |

| | |
|---|---|
| COMMISSIONER PRECINCT 3 | (78,717.50) |
| 450200 | (2,500.00) |
| CONTRACT SERVICE REVENUE | (2,500.00) |
| 450320 | (16,130.00) |
| MISCELLANEOUS | (16,130.00) |
| 450316 | (60,087.50) |
| INSURANCE REIMBURSEMENT | (60,087.50) |
| COMMISSIONER PRECINCT 4 | (142,139.13) |
| 450200 | (101,251.56) |
| CONTRACT SERVICE REVENUE | (101,251.56) |
| 450318 | 999.00 |
| RENTS/LEASES | 999.00 |
| 450320 | (19,726.80) |
| MISCELLANEOUS | (19,726.80) |
| 450328 | (22,159.77) |
| SALE OF ASSETS | (22,159.77) |
| 9408 | (71,671.25) |
| COMMUNITY CENTER - PRECINCT 4 | (71,671.25) |
| 420102 | (41,671.25) |
| FEDERAL PROGRAM INCOME | (41,671.25) |
| 430226 | (30,000.00) |
| RENTAL/USER FEES | (30,000.00) |
| 9108 | (53,507.00) |
| COMMUNITY CENTERS - PRECINCT 1 | (53,507.00) |
| 420102 | (10,907.00) |
| FEDERAL PROGRAM INCOME | (10,907.00) |
| 430226 | (42,600.00) |
| RENTAL/USER FEES | (42,600.00) |
| 9107 | (15,842.00) |
| PARKS - PRECINCT 1 | (15,842.00) |
| 430226 | (15,842.00) |
| RENTAL/USER FEES | (15,842.00) |
| 450200 | - |
| CONTRACT SERVICE REVENUE | - |
| 9208 | (30,625.00) |
| COMMUNITY CENTERS - PRECINCT 2 | (30,625.00) |
| 420102 | (21,650.00) |
| FEDERAL PROGRAM INCOME | (21,650.00) |
| 430226 | (8,975.00) |
| RENTAL/USER FEES | (8,975.00) |
| 9307 | (1.00) |
| PARKS - PRECINCT 3 | (1.00) |
| 430226 | (1.00) |
| RENTAL/USER FEES | (1.00) |
| 450200 | - |
| CONTRACT SERVICE REVENUE | - |
| 9308 | - |
| COMMUNITY CENTER - PRECINCT 3 | - |
| 450200 | - |
| CONTRACT SERVICE REVENUE | - |
| 9209 | (3,419.67) |
| RECYCLE - PRECINCT 2 | (3,419.67) |
| 430222 | (3,419.67) |
| RECYCLE FEES | (3,419.67) |
| 9309 | (59,135.00) |

| | |
|---|---|
| RECYCLE - PRECINCT 3 | (59,135.00) |
| 430222 | (59,135.00) |
| RECYCLE FEES | (59,135.00) |
| CONTRACT SERVICE REVENUE | - |
| 9407 | (3,600.00) |
| PARKS - PRECINCT 4 | (3,600.00) |
| 430226 | (3,600.00) |
| RENTAL/USER FEES | (3,600.00) |
| 201 | (444.74) |
| WORTHLESS CHECK | (444.74) |
| 2800 | (370.96) |
| COUNTY ATTORNEY | (370.96) |
| 430188 | (360.00) |
| WORTHLESS CHECK FEES | (360.00) |
| 440100 | (10.96) |
| INTEREST-BANK | (10.96) |
| 5100 | (73.78) |
| DISTRICT ATTORNEY | (73.78) |
| 430188 | (71.77) |
| WORTHLESS CHECK FEES | (71.77) |
| 440100 | (2.01) |
| INTEREST-BANK | (2.01) |
| 202 | (231,261.79) |
| FORFEITURES | (231,261.79) |
| 5100 | (36,121.26) |
| DISTRICT ATTORNEY | (36,121.26) |
| 440100 | (575.29) |
| INTEREST-BANK | (575.29) |
| 460120 | (35,545.97) |
| FORFEITURES | (35,545.97) |
| 5300 | (3.42) |
| FIRE MARSHAL - INVESTIGATIONS | (3.42) |
| 440100 | (3.42) |
| INTEREST-BANK | (3.42) |
| 6000 | (114,454.65) |
| SHERIFF | (114,454.65) |
| 440100 | (963.99) |
| INTEREST-BANK | (963.99) |
| 460120 | (113,490.66) |
| FORFEITURES | (113,490.66) |
| 6200 | (38,623.89) |
| SHERIFF CID | (38,623.89) |
| 440100 | (425.66) |
| INTEREST-BANK | (425.66) |
| 460120 | (38,198.23) |
| FORFEITURES | (38,198.23) |
| 7100 | (4,064.39) |
| CONSTABLE PRECINCT 1 | (4,064.39) |
| 440100 | (28.57) |
| INTEREST-BANK | (28.57) |
| 460120 | (4,035.82) |
| FORFEITURES | (4,035.82) |
| 7200 | (4,729.20) |
| CONSTABLE PRECINCT 2 | (4,729.20) |
| 440100 | (135.65) |

| | |
|---|---|
| INTEREST-BANK | (135.65) |
| 460120 | (4,593.55) |
| FORFEITURES | (4,593.55) |
| 7300 | (5,405.36) |
| CONSTABLE PRECINCT 3 | (5,405.36) |
| 440100 | (15.21) |
| INTEREST-BANK | (15.21) |
| 460120 | (5,390.15) |
| FORFEITURES | (5,390.15) |
| 7400 | (21,153.47) |
| CONSTABLE PRECINCT 4 | (21,153.47) |
| INTEREST-BANK | (51.34) |
| 460120 | (21,102.13) |
| FORFEITURES | (21,102.13) |
| 7500 | (6,706.15) |
| CONSTABLE PRECINCT 5 | (6,706.15) |
| 440100 | (159.87) |
| INTEREST-BANK | (159.87) |
| 460120 | (6,546.28) |
| FORFEITURES | (6,546.28) |
| 203 | (855,945.59) |
| JAIL COMMISSARY | (855,945.59) |
| 6602 | (855,945.59) |
| SHERIFF COMMISSARY | (855,945.59) |
| 430220 | (853,991.63) |
| COMMISSARY SALES | (853,991.63) |
| 440100 | (1,953.96) |
| INTEREST-BANK | (1,953.96) |
| 204 | (110,064.27) |
| LAW LIBRARY | (110,064.27) |
| 1204 | (110,064.27) |
| LAW LIBRARY | (110,064.27) |
| 430110 | (20,452.37) |
| COUNTY CLERK FEES | (20,452.37) |
| 430132 | (86,380.00) |
| DISTRICT CLERK FEES | (86,380.00) |
| 440100 | (528.63) |
| INTEREST-BANK | (528.63) |
| 440120 | (228.87) |
| INVESTMENT EARNINGS | (228.87) |
| 450320 | (2,474.40) |
| MISCELLANEOUS | (2,474.40) |
| 205 | (6,400.00) |
| PRE-TRIAL DIVERSION | (6,400.00) |
| 5100 | (6,400.00) |
| DISTRICT ATTORNEY | (6,400.00) |
| 430146 | (6,400.00) |
| PRETRIAL DIVERSION FEES | (6,400.00) |
| 206 | (317,195.77) |
| COUNTY CLERK RECORDS MGMT & PRESERVATION | (317,195.77) |
| 2300 | (317,195.77) |
| COUNTY CLERK | (317,195.77) |
| 430100 | (315,348.35) |
| COUNTY RECORDS MANAGEMENT FEES | (315,348.35) |
| 440120 | (1,847.42) |

| | |
|---|---|
| INVESTMENT EARNINGS | (1,847.42) |
| 207 | (23,963.29) |
| COUNTY RECORDS MANAGEMENT | (23,963.29) |
| 1207 | (19,694.60) |
| COUNTY RECORDS MANAGEMENT | (19,694.60) |
| 430110 | (19,694.60) |
| COUNTY CLERK FEES | (19,694.60) |
| 2300 | (4,268.69) |
| COUNTY CLERK | (4,268.69) |
| 430100 | (4,268.69) |
| COUNTY RECORDS MANAGEMENT FEES | (4,268.69) |
| 208 | (20,669.56) |
| DISTRICT CLERK RECORDS MGMT & PRESERVATION | (20,669.56) |
| 2700 | (20,669.56) |
| DISTRICT CLERK | (20,669.56) |
| 430132 | (20,581.94) |
| DISTRICT CLERK FEES | (20,581.94) |
| 440120 | (87.62) |
| INVESTMENT EARNINGS | (87.62) |
| 209 | (29,643.26) |
| DISTRICT CLERK RECORDS PRESERVATION | (29,643.26) |
| 2700 | (29,643.26) |
| DISTRICT CLERK | (29,643.26) |
| 430132 | (29,590.00) |
| DISTRICT CLERK FEES | (29,590.00) |
| 440120 | (53.26) |
| INVESTMENT EARNINGS | (53.26) |
| 210 | (25,609.16) |
| COUNTY AND DISTRICT COURTS DIGITAL PRESERVATION | (25,609.16) |
| 2900 | (25,609.16) |
| DIGITAL PRESERVATION COUNTY/DISTRICT | (25,609.16) |
| 430132 | (25,500.00) |
| DISTRICT CLERK FEES | (25,500.00) |
| 440120 | (109.16) |
| INVESTMENT EARNINGS | (109.16) |
| 211 | (4,163.87) |
| COUNTY AND DISTRICT COURT TECHNOLOGY | (4,163.87) |
| 1211 | (4,163.87) |
| COUNTY & DISTRICT COURT TECHNOLOGY | (4,163.87) |
| 430110 | (2,575.35) |
| COUNTY CLERK FEES | (2,575.35) |
| 430132 | (1,588.52) |
| DISTRICT CLERK FEES | (1,588.52) |
| 212 | (9,995.65) |
| COURT GUARDIANSHIP | (9,995.65) |
| 8105 | (9,995.65) |
| COURT GUARDIANSHIP | (9,995.65) |
| 430116 | (9,995.65) |
| COURT GUARDIANSHIP FEE | (9,995.65) |
| 213 | (48,822.60) |
| COURT REPORTER SERVICE | (48,822.60) |
| 1213 | (48,822.60) |
| COURT REPORTER SERVICE | (48,822.60) |
| 430168 | (48,822.60) |
| STENOGRAPHER FEES | (48,822.60) |

| | |
|---|---|
| 214 | (84,067.04) |
| COURTHOUSE SECURITY - COUNTY/DISTRICT COURT | (84,067.04) |
| 1214 | (84,067.04) |
| COURTHOUSE SECURITY - COUNTY/DISTRICT COURTS | (84,067.04) |
| 430102 | (84,067.04) |
| COUNTY/DISTRICT COURT FEES | (84,067.04) |
| 215 | (45,629.08) |
| COURTHOUSE SECURITY - JP | (45,629.08) |
| 8590 | (45,629.08) |
| JP JUSTICE COURT SECURITY | (45,629.08) |
| 430102 | (35,652.85) |
| COUNTY/DISTRICT COURT FEES | (35,652.85) |
| 430134 | (9,976.23) |
| JUSTICE OF THE PEACE FEES | (9,976.23) |
| 216 | (38,090.24) |
| JUSTICE COURT TECHNOLOGY | (38,090.24) |
| 8591 | (38,090.24) |
| JP JUSTICE COURT TECHNOLOGY | (38,090.24) |
| 430134 | (38,090.24) |
| JUSTICE OF THE PEACE FEES | (38,090.24) |
| 217 | (4,590.81) |
| JUVENILE CASE MANAGER | (4,590.81) |
| 8592 | (4,590.81) |
| JP JUVENILE CASE MANAGER | (4,590.81) |
| 430134 | (4,590.81) |
| JUSTICE OF THE PEACE FEES | (4,590.81) |
| 218 | (7,388.00) |
| CC VITAL RECORDS PRESERVATION | (7,388.00) |
| 2300 | (7,388.00) |
| COUNTY CLERK | (7,388.00) |
| 430110 | (7,388.00) |
| COUNTY CLERK FEES | (7,388.00) |
| 219 | (1,037.58) |
| CONTRACT ELECTION SERVICE | (1,037.58) |
| 2502 | (1,037.58) |
| CONTRACT ELECTION DIRECT PAID | (1,037.58) |
| 440100 | (1,010.79) |
| INTEREST-BANK | (1,010.79) |
| INVESTMENT EARNINGS | (26.79) |
| 220 | (77,286,030.46) |
| GRANTS | (77,286,030.46) |
| 1200 | (247.79) |
| ROAD AND BRIDGE | (247.79) |
| 440100 | (247.79) |
| INTEREST-BANK | (247.79) |
| 1220 | (1,146.15) |
| GRANTS | (1,146.15) |
| 440100 | (1,146.15) |
| INTEREST-BANK | (1,146.15) |
| 2000 | (67,338,333.92) |
| COUNTY JUDGE | (67,338,333.92) |
| 420100 | (67,276,499.11) |
| FEDERAL GRANT REVENUE | (67,276,499.11) |
| 440100 | (61,834.81) |
| INTEREST-BANK | (61,834.81) |

| | |
|---|---|
| 2500 | (272,180.00) |
| ELECTIONS ADMINISTRATOR | (272,180.00) |
| 420300 | (272,180.00) |
| OTHER GRANT REVENUE | (272,180.00) |
| 2800 | (11,791,501.96) |
| COUNTY ATTORNEY | (11,791,501.96) |
| 420200 | (11,791,501.96) |
| STATE GRANT REVENUE | (11,791,501.96) |
| 3200 | (5,020.42) |
| OTHER | (5,020.42) |
| 420200 | (5,020.42) |
| STATE GRANT REVENUE | (5,020.42) |
| 4100 | (152,143.17) |
| ANIMAL SERVICES | (152,143.17) |
| 420300 | (152,140.85) |
| OTHER GRANT REVENUE | (152,140.85) |
| 420306 | (2.32) |
| OTHER CONTRACT REIMBURSEMENT | (2.32) |
| 4300 | (19,247.63) |
| MCCD-COUNTY APPROPRIATIONS (CDBG) | (19,247.63) |
| 420100 | 3,897.39 |
| FEDERAL GRANT REVENUE | 3,897.39 |
| 420102 | (23,145.02) |
| FEDERAL PROGRAM INCOME | (23,145.02) |
| 4900 | (488.60) |
| RECYCLE CENTERS | (488.60) |
| 420200 | (488.60) |
| STATE GRANT REVENUE | (488.60) |
| 5100 | (97,376.70) |
| DISTRICT ATTORNEY | (97,376.70) |
| 420100 | (77,681.70) |
| FEDERAL GRANT REVENUE | (77,681.70) |
| 420200 | (19,695.00) |
| STATE GRANT REVENUE | (19,695.00) |
| 5200 | 3,914,448.48 |
| OFFICE OF HOMELAND SECURITY & EMERGENCY MANAGEMENT | 3,914,448.48 |
| 420100 | 3,914,448.48 |
| FEDERAL GRANT REVENUE | 3,914,448.48 |
| 5400 | (970,873.01) |
| JUVENILE PROBATION-ADMINISTRATIVE | (970,873.01) |
| 420200 | (970,873.01) |
| STATE GRANT REVENUE | (970,873.01) |
| 5401 | (356,386.93) |
| JUVENILE PROBATION-DETENTION | (356,386.93) |
| 420100 | (16,951.10) |
| FEDERAL GRANT REVENUE | (16,951.10) |
| 420200 | (339,385.83) |
| STATE GRANT REVENUE | (339,385.83) |
| 420306 | (50.00) |
| OTHER CONTRACT REIMBURSEMENT | (50.00) |
| 6200 | (17,604.35) |
| SHERIFF CID | (17,604.35) |
| 420100 | (17,604.35) |
| FEDERAL GRANT REVENUE | (17,604.35) |
| 6202 | (15,116.75) |

| | |
|---|---|
| SHERIFF ORGANIZED CRIME | (15,116.75) |
| 420100 | (15,116.75) |
| FEDERAL GRANT REVENUE | (15,116.75) |
| 6300 | (16,796.87) |
| SHERIFF PATROL | (16,796.87) |
| 420100 | (16,796.87) |
| FEDERAL GRANT REVENUE | (16,796.87) |
| 6302 | (56,837.74) |
| SHERIFF PATROL WEST | (56,837.74) |
| 420200 | (31,475.96) |
| STATE GRANT REVENUE | (31,475.96) |
| 450300 | (25,361.78) |
| CONTRIBUTIONS | (25,361.78) |
| 7100 | (3,011.56) |
| CONSTABLE PRECINCT 1 | (3,011.56) |
| 420100 | (3,011.56) |
| FEDERAL GRANT REVENUE | (3,011.56) |
| 7300 | (3,971.39) |
| CONSTABLE PRECINCT 3 | (3,971.39) |
| 420300 | (3,971.39) |
| OTHER GRANT REVENUE | (3,971.39) |
| 7500 | (31,583.63) |
| CONSTABLE PRECINCT 5 | (31,583.63) |
| 420100 | (4,075.22) |
| FEDERAL GRANT REVENUE | (4,075.22) |
| 420300 | (27,508.41) |
| OTHER GRANT REVENUE | (27,508.41) |
| 8340 | (50,610.37) |
| 359TH DISTRICT COURT | (50,610.37) |
| 420200 | (50,610.37) |
| STATE GRANT REVENUE | (50,610.37) |
| 221 | (222,807.50) |
| HAVA | (222,807.50) |
| 2500 | (222,807.50) |
| ELECTIONS ADMINISTRATOR | (222,807.50) |
| 420100 | (222,807.50) |
| FEDERAL GRANT REVENUE | (222,807.50) |
| 300 | (62,069,603.94) |
| DEBT SERVICE | (62,069,603.94) |
| 1300 | (34,244,932.69) |
| DEBT SERVICE | (34,244,932.69) |
| 400100 | (34,076,395.31) |
| CURRENT TAXES | (34,076,395.31) |
| 400110 | (147,570.19) |
| DELINQUENT TAXES | (147,570.19) |
| 400140 | (49.66) |
| OTHER TAXES | (49.66) |
| 420304 | (0.00) |
| OTHER ALLOCATIONS | (0.00) |
| 440100 | (20,187.24) |
| INTEREST-BANK | (20,187.24) |
| 440120 | (730.29) |
| INVESTMENT EARNINGS | (730.29) |
| 3290 | (27,824,671.25) |
| DEBT SERVICE | (27,824,671.25) |

| | |
|---|---|
| 480100 | (23,235,000.00) |
| BOND PROCEEDS | (23,235,000.00) |
| 480110 | (4,589,671.25) |
| PREMIUM ON BOND ISSUE | (4,589,671.25) |
| 400 | (198,893.95) |
| LOCAL CAPITAL PROJECTS | (198,893.95) |
| 1400 | (198,893.95) |
| LOCAL CAPITAL PROJECTS | (198,893.95) |
| 400140 | (198,893.95) |
| OTHER TAXES | (198,893.95) |
| 401 | (2,914.30) |
| C/P REVENUE TOLL BONDS 10 | (2,914.30) |
| 1401 | (2,914.30) |
| C/P REVENUE TOLL BONDS 10 | (2,914.30) |
| 440120 | (2,914.30) |
| INVESTMENT EARNINGS | (2,914.30) |
| 402 | (714.53) |
| C/P CERTIFICATES OF OBLIGATION 2012 | (714.53) |
| 1402 | (714.53) |
| C/P CERTIFICATES OF OBLIGATION 2012 | (714.53) |
| INTEREST-BANK | (157.57) |
| 440120 | (556.96) |
| INVESTMENT EARNINGS | (556.96) |
| 403 | (17,450,663.87) |
| C/P PASS THRU TOLL PROJECTS | (17,450,663.87) |
| 1403 | (17,450,663.87) |
| C/P PASS THRU TOLL PROJECTS | (17,450,663.87) |
| 440100 | (3,363.87) |
| INTEREST-BANK | (3,363.87) |
| 450200 | (17,447,300.00) |
| CONTRACT SERVICE REVENUE | (17,447,300.00) |
| 404 | (2,676.61) |
| C/P ROAD BONDS 2016 | (2,676.61) |
| 1404 | (2,676.61) |
| C/P ROAD BONDS 2016 | (2,676.61) |
| 440100 | (28.74) |
| INTEREST-BANK | (28.74) |
| 440120 | (2,647.87) |
| INVESTMENT EARNINGS | (2,647.87) |
| 405 | (7,681.20) |
| C/P ROAD BONDS 2016A | (7,681.20) |
| 1405 | (7,681.20) |
| C/P ROAD BONDS 2016A | (7,681.20) |
| 440100 | (2,818.95) |
| INTEREST-BANK | (2,818.95) |
| 440120 | (4,862.25) |
| INVESTMENT EARNINGS | (4,862.25) |
| 406 | (28,944.62) |
| C/P ROAD BONDS 2018 | (28,944.62) |
| 1406 | (28,944.62) |
| C/P ROAD BONDS 2018 | (28,944.62) |
| 440100 | (28,944.62) |
| INTEREST-BANK | (28,944.62) |
| 407 | (96,368.01) |
| C/P ROAD BONDS 2018B | (96,368.01) |

| | |
|---|---|
| 1407 | (96,368.01) |
| C/P ROAD BONDS 2018B | (96,368.01) |
| 440100 | (96,368.01) |
| INTEREST-BANK | (96,368.01) |
| C/P SHERIFF'S PROJECTS | (6,228.00) |
| 1408 | (6,228.00) |
| SHERIFF PROJECTS | (6,228.00) |
| 450320 | (6,228.00) |
| MISCELLANEOUS | (6,228.00) |
| 500 | (13,802,347.52) |
| SELF INSURANCE | (13,802,347.52) |
| 2201 | (13,802,347.52) |
| SELF INSURANCE | (13,802,347.52) |
| 430232 | (9,345,860.56) |
| COUNTY FUNDING | (9,345,860.56) |
| 430240 | (764,604.03) |
| EMPLOYEE/RETIREE FUNDING | (764,604.03) |
| 430242 | (60,481.82) |
| COBRA FUNDING | (60,481.82) |
| 430244 | (65,189.21) |
| THIRD PARTY REIMBURSEMENT | (65,189.21) |
| 430246 | (2,273,157.79) |
| STOP LOSS REIMBURSEMENT | (2,273,157.79) |
| 430248 | (320,242.55) |
| RX REBATES | (320,242.55) |
| 430250 | (108,382.36) |
| MEDICAL CLAIMS REFUNDS | (108,382.36) |
| 430252 | 95.84 |
| COBRA ADMINISTRATION FEE | 95.84 |
| 430254 | (42,224.03) |
| CONTRACT FUNDING | (42,224.03) |
| 430260 | (65,752.50) |
| EMPLOYEE CONTRIBUTION-EMPLOYEE ONLY | (65,752.50) |
| 430262 | (131,225.00) |
| EMPLOYEE CONTRIBUTION-EMPLOYEE AND SPOUSE | (131,225.00) |
| 430264 | (137,480.01) |
| EMPLOYEE CONTRIBUTION-EMPLOYEE AND CHILD | (137,480.01) |
| 430266 | (397,122.55) |
| EMPLOYEE CONTRIBUTION-EMPLOYEE AND FAMILY | (397,122.55) |
| 430268 | (89,046.95) |
| SUPPLEMENTAL LIFE EMPLOYEE PREMIUM | (89,046.95) |
| 430270 | (1,674.00) |
| DEPENDENT LIFE EMPLOYEE PREMIUM | (1,674.00) |
| 501 | (23,964.17) |
| WORKERS' COMPENSATION | (23,964.17) |
| 2203 | (23,964.17) |
| WORKERS COMPENSATION | (23,964.17) |
| 430244 | (8,843.62) |
| THIRD PARTY REIMBURSEMENT | (8,843.62) |
| 430254 | (15,120.55) |
| CONTRACT FUNDING | (15,120.55) |
| 502 | (115,151.33) |
| PROPERTY/CASUALTY | (115,151.33) |
| 2202 | (115,151.33) |
| PROPERTY/CASUALTY | (115,151.33) |

| | |
|---|---|
| 430244 | (89,418.20) |
| THIRD PARTY REIMBURSEMENT | (89,418.20) |
| 430252 | (25,733.13) |
| COBRA ADMINISTRATION FEE | (25,733.13) |
| (blank) | |
| (blank) | |
| (blank) | |
| (blank) | |
| (blank) | |
| (blank) | |
| 222 | (10,070,160.69) |
| JAIL PASS THRU | (10,070,160.69) |
| 6601 | (10,070,160.69) |
| SHERIFF JAIL | (10,070,160.69) |
| 420108 | (10,070,160.69) |
| FEDERAL INMATE HOUSING | (10,070,160.69) |

# Montgomery County, Texas Comprehensive Annual Financial Report

For the Fiscal Year Ended September 30, 2020

501 N. THOMPSON SUITE 205 CONROE, TEXAS 77301

# MONTGOMERY COUNTY, TEXAS

# COMPREHENSIVE ANNUAL FINANCIAL REPORT

# FOR THE FISCAL YEAR ENDED

# SEPTEMBER 30, 2020

**Prepared by**

**THE MONTGOMERY COUNTY AUDITOR'S OFFICE**
**Rakesh Pandey**
**County Auditor**

**MONTGOMERY COUNTY, TEXAS**
**Comprehensive Annual Financial Report**
**Table of Contents**
**Year Ended September 30, 2020**


| | | PAGE |
|---|---|---|
| **INTRODUCTORY SECTION** | | |
| County Auditor's Letter of Transmittal | | 1 |
| GFOA Certificate of Achievement | | 5 |
| Organization Chart | | 7 |
| Directory of Officials | | 9 |
| **FINANCIAL SECTION** | | |
| Independent Auditor's Report | | 11 |
| Management's Discussion and Analysis (Required Supplementary Information) | | 13 |
| **Basic Financial Statements:** | **EXHIBIT** | |
| Government-wide Financial Statements: | | |
| Statement of Net Position | I | 32 |
| Statement of Activities | II | 33 |
| Fund Financial Statements: | | |
| Balance Sheet – Governmental Funds | III | 34 |
| Reconciliation of the Balance Sheet of the Governmental Funds to the Statement of Net Position | | 37 |
| Statement of Revenues, Expenditures, and Changes in Fund Balances – Governmental Funds | IV | 38 |
| Reconciliation of the Statement of Revenues, Expenditures, and Changes in Fund Balances of the Governmental Funds to the Statement of Activities | | 41 |
| Statement of Revenues, Expenditures, and Changes in Fund Balances – Budget (GAAP Basis) and Actual – General Fund And Major Special Revenue Funds | V | 42 |
| Statement of Net Position – Proprietary Funds | VI | 46 |
| Statement of Revenues, Expenses and Changes in Fund Net Position – Proprietary Funds | VII | 47 |
| Statement of Cash Flows – Proprietary Funds | VIII | 48 |
| Statement of Assets and Liabilities – Fiduciary Funds | IX | 49 |
| Notes to the Financial Statements | | 51 |
| **Required Supplementary Information:** | | |
| Schedule of Changes in the County's Net Pension Liability | | 88 |
| Schedule of County Contributions | | 90 |
| Schedule of Changes in the County's Total OPEB Liability and Related Ratios | | 93 |
| **Supplementary Information:** | | |
| Schedule of Assets, Liabilities, Deferred Inflows of Resources and Fund Balance – General Fund | A-1 | 97 |
| Schedule of Revenues and Other Financing Sources Budget (GAAP Basis) and Actual – General Fund | A-2 | 98 |
| Schedule of Expenditures and Other Financing Uses Budget (GAAP Basis) and Actual – General Fund | A-3 | 99 |

**MONTGOMERY COUNTY, TEXAS**
**Comprehensive Annual Financial Report**
**Table of Contents**
**Year Ended September 30, 2020**


| | SCHEDULE | PAGE |
|---|---|---|
| **Combining and Individual Fund Statements and Schedules:** | | |
| Combining Balance Sheet – Nonmajor Governmental Funds . . . . . | B-1 | 114 |
| Combining Statement of Revenues, Expenditures, and Changes in Fund Balances – Nonmajor Governmental Funds. . . . . | B-2 | 115 |
| Combining Balance Sheet – Nonmajor Special Revenue Funds . . . . | C-1 | 118 |
| Combining Statement of Revenues, Expenditures, and Changes in Fund Balances – Nonmajor Special Revenue Funds . . . . . | C-2 | 124 |
| Schedule of Revenues, Expenditures, and Changes in Fund Balance – Budget (GAAP Basis) and Actual – 201 Worthless Checks Fund . . . . . | C-3 | 130 |
| Schedule of Revenues, Expenditures, and Changes in Fund Balance – Budget (GAAP Basis) and Actual – 202 Forfeitures Fund . | C-4 | 131 |
| Schedule of Revenues, Expenditures, and Changes in Fund Balance – Budget (GAAP Basis) and Actual – Jury Fund. . . . . | C-5 | 132 |
| Schedule of Revenues, Expenditures, and Changes in Fund Balance – Budget (GAAP Basis) and Actual – 203 Jail Commissary Fund . . . . . | C-6 | 133 |
| Schedule of Revenues, Expenditures, and Changes in Fund Balance – Budget (GAAP Basis) and Actual – 204 Law Library Fund. . . . . | C-7 | 134 |
| Schedule of Revenues, Expenditures, and Changes in Fund Balance – Budget (GAAP Basis) and Actual – Memorial Library Fund . . . . . | C-8 | 135 |
| Schedule of Revenues, Expenditures, and Changes in Fund Balance – Budget (GAAP Basis) and Actual – 205 Pre-Trial Diversion Fund . . . . . | C-9 | 136 |
| Schedule of Revenues, Expenditures, and Changes in Fund Balance – Budget (GAAP Basis) and Actual – 206 Records Management and Preservation Fund. . . . . | C-10 | 137 |
| Schedule of Revenues, Expenditures, and Changes in Fund Balance – Budget (GAAP Basis) and Actual – 207 Records Management County Fund . . . . . | C-11 | 138 |
| Schedule of Revenues, Expenditures, and Changes in Fund Balance – Budget (GAAP Basis) and Actual – 208 Records Management District Clerk Fund . . . . . | C-12 | 139 |
| Schedule of Revenues, Expenditures, and Changes in Fund Balance – Budget (GAAP Basis) and Actual – 209 District Clerk Record Preservation Fund . . . . . | C-13 | 140 |
| Schedule of Revenues, Expenditures, and Changes in Fund Balance – Budget (GAAP Basis) and Actual – 210 Digital Preservation County and District Fund . . . . . | C-14 | 141 |
| Schedule of Revenues, Expenditures, and Changes in Fund Balance – Budget (GAAP Basis) and Actual – 211Court Technology County and District Fund . . . . . | C-15 | 142 |

**MONTGOMERY COUNTY, TEXAS**
**Comprehensive Annual Financial Report**
**Table of Contents**
**Year Ended September 30, 2020**


| | SCHEDULE | PAGE |
|---|---|---|
| Schedule of Revenues, Expenditures, and Changes in Fund Balance – Budget (GAAP Basis) and Actual – 212 Court Guardianship Fund | C-16 | 143 |
| Schedule of Revenues, Expenditures, and Changes in Fund Balance – Budget (GAAP Basis) and Actual – 213 Court Reporter Fund | C-17 | 144 |
| Schedule of Revenues, Expenditures, and Changes in Fund Balance – Budget (GAAP Basis) and Actual – 214 Courthouse Security Fund | C-18 | 145 |
| Schedule of Revenues, Expenditures, and Changes in Fund Balance – Budget (GAAP Basis) and Actual – 215 Justice Court Building Security Fund | C-19 | 146 |
| Schedule of Revenues, Expenditures, and Changes in Fund Balance – Budget (GAAP Basis) and Actual – 216 Justice Court Technology Fund | C-20 | 147 |
| Schedule of Revenues, Expenditures, and Changes in Fund Balance – Budget (GAAP Basis) and Actual – 217 Juvenile Case Manager Fund | C-21 | 148 |
| Schedule of Revenues, Expenditures, and Changes in Fund Balance – Budget (GAAP Basis) and Actual – 218 Vital Records Preservation Fund. | C-22 | 149 |
| Schedule of Revenues, Expenditures, and Changes in Fund Balance – Budget (GAAP Basis) and Actual – 219 Contract Elections Service Fund | C-23 | 150 |
| Schedule of Revenues, Expenditures, and Changes in Fund Balance – Budget (GAAP Basis) and Actual – 221 HAVA Grant Fund | C-24 | 151 |
| Schedule of Revenues, Expenditures, and Changes in Fund Balance – Budget (GAAP Basis) and Actual – 222 Joe Corley Pass Through Fund | C-25 | 152 |
| Combining Balance Sheet – Nonmajor Capital Project Funds | D-1 | 154 |
| Combining Statement of Revenues, Expenditures, and Changes in Fund Balances – Nonmajor Capital Project Funds | D-2 | 156 |
| Schedule of Revenues, Expenditures, and Changes In Fund Balances – Budget (GAAP Basis) and Actual - Debt Service Fund. | E-1 | 161 |
| Combining Statement of Net Position – Internal Service Funds | F-1 | 165 |
| Combining Statement of Revenues, Expenses, and Changes in Fund Net Position – Internal Service Funds | F-2 | 166 |
| Combining Statement of Cash Flows – Internal Service Funds | F-3 | 167 |
| Combining Statement of Assets and Liabilities – Agency Funds | G-1 | 170 |
| Combining Statement of Changes in Assets and Liabilities – Agency Funds | G-2 | 171 |
| **Capital Assets Used in the Operation of Governmental Funds:** | | |
| Schedule by Source | H-1 | 175 |
| Schedule by Function and Activity | H-2 | 176 |
| Schedule of Changes by Function and Activity | H-3 | 178 |

**MONTGOMERY COUNTY, TEXAS**
**Comprehensive Annual Financial Report**
**Table of Contents**
**Year Ended September 30, 2020**
**STATISTICAL SECTION**


| | TABLE | PAGE |
|---|---|---|
| **Financial Trends:** | | |
| Net Position by Component – Last Ten Fiscal Years . . . . . | I | 182 |
| Changes in Net Position – Last Ten Fiscal Years . . . . . | II | 184 |
| Governmental Fund Balances – Last Ten Fiscal Years. . . . . | III | 190 |
| Changes in Fund Balances, Governmental Funds – Last Ten Fiscal Years . . . . . | IV | 192 |
| **Revenue Capacity:** | | |
| Taxable Assessed Value and Actual Value of Property – Last Ten Fiscal Years. . . . . | V | 195 |
| Property Tax Rates – Direct and Overlapping Governments – Last Ten Fiscal Years. . . . . | VI | 196 |
| Principal Taxpayers – Current Year and Nine Years Ago . . . . . | VII | 204 |
| Property Tax Levies and Collections – Last Ten Fiscal Years. . . . . | VIII | 205 |
| **Debt Capacity:** | | |
| Ratios of Outstanding Debt by Type – Last Ten Fiscal Years. . . . . | IX | 206 |
| Ratios of Net General Bonded Debt Outstanding – Last Ten Fiscal Years . . . . . | X | 207 |
| Legal Debt Margin – Last Ten Fiscal Years. . . . . | XI | 208 |
| Direct and Overlapping Debt. . . . . | XII | 210 |
| Pledged-Revenue Coverage – Last Ten Fiscal Years. . . . . | XIII | 214 |
| **Economic and Demographic Indicators:** | | |
| Demographic and Economic Statistics – Last Ten Fiscal Years. . . . . | XIV | 216 |
| Principal Employers – Current Year and Nine Years Ago . . . . . | XV | 217 |
| **Operating Information:** | | |
| County Employees by Function – Last Ten Fiscal Years. . . . . | XVI | 219 |
| Operating Indicators by Function – Last Ten Fiscal Years . . . . . | XVII | 220 |
| Capital Asset and Infrastructure Statistics by Function - Last Ten Fiscal Years . . . . . | XVIII | 222 |

# INTRODUCTORY SECTION

# Montgomery County, Texas
## Office of the County Auditor
**501 North Thompson, Suite 205, Conroe, Texas 77301**
**P. O. Box 539, Conroe, Texas 77305**

**Rakesh Pandey CPA**
**County Auditor**

**Angela H. Blocker**
**1st Assistant County Auditor**


March 30, 2021

The Board of District Judges
The Commissioners' Court
Montgomery County, Texas

Honorable Judges and Commissioners:

The Comprehensive Annual Financial Report (Annual Report) of Montgomery County, Texas, for the year ended September 30, 2020, is submitted herewith. This report was prepared by the County Auditor in accordance with Generally Accepted Accounting Principles (GAAP) as promulgated by the Governmental Accounting Standards Board, and is in compliance with Chapter 114.025 and Chapter 115.045 of the Local Government Code.

Responsibility for both the accuracy of the presented data and the completeness and fairness of the presentation, including all disclosures, rests with the County. To provide a reasonable basis for making this representation, Montgomery County management has established a comprehensive internal control framework designed both to protect governmental assets from loss, theft, or misuse, and to compile sufficient reliable information for the preparation of the County's financial statements in conformity with GAAP. Montgomery County's comprehensive framework, because the cost of internal controls should not outweigh their benefits, has been designed to provide reasonable, rather than absolute, assurance that the financial statements will be free from material misstatement. We believe the data as presented is accurate in all material aspects; that it is presented in a manner designed to fairly set forth the financial position and results of operations of Montgomery County as measured by the financial activity of its various funds; and that all disclosures necessary to enable the reader to gain the maximum understanding of the County's financial activity have been included.

Montgomery County's financial statements have been audited by Weaver and Tidwell, L.L.P., a firm of licensed certified public accountants. The goal of the independent audit was to provide reasonable assurance that the financial statements of the County for the fiscal year ended September 30, 2020 are free of material misstatement. The independent audit involved examining, on a test basis, evidence supporting the amounts and disclosures in the financial statements; assessing the accounting principles used and significant estimates made by management; and evaluating the overall financial presentation. The independent auditor concluded, based on the audit, that there was a reasonable basis for rendering an unmodified opinion that the financial statements of Montgomery County for the year ended September 30, 2020 are fairly presented in conformity with GAAP. The independent auditor's report is presented as the first component of the financial section of this report.

The independent audit of the financial statements of Montgomery County was a part of a broader, federally mandated "Single Audit" designed to meet the special needs of federal and state grantor agencies. The standards governing Single Audit engagements require the independent auditor to report not only on the fair presentation of the financial statements, but also on the government's internal controls and compliance with legal requirements. Specific emphasis was placed on internal controls and


**Tele: (936) 539-7820•••Fax (936) 788-8390•••Email: Rakesh.Pandey@mctx.org**

compliance with laws and regulations involving the administration of federal and state awards. This Single Audit Report is available as a separate report from Montgomery County.

GAAP require that management provide a narrative introduction, overview, and analysis to accompany the basic financial statements in the form of Management's Discussion and Analysis (MD&A). This letter of transmittal is designed to compliment MD&A and should be read in conjunction with it. Montgomery County's MD&A can be found immediately following the report of the independent auditors.

**Profile of Montgomery County**

Montgomery County was created on December 14, 1837 by an act of the Congress of the Republic of Texas. It is bisected by Interstate 45, and located approximately forty miles north of downtown Houston. Montgomery County is officially the birthplace of the Texas flag. The actual design of the Lone Star Flag remained a mystery until the Texas House of Representative passed House Resolution 1123 in 1997 commemorating Montgomery County as the flag's official birthplace. Dr. Charles B. Stewart is credited with creating the inspirational banner of the State of Texas. The County provides a full range of services, including police protection, legal and judicial services, construction and maintenance of roads and bridges, public health service, and facilities for recreational and cultural use. The County operates a full service airport as a reliever to nearby Bush Intercontinental Airport. Three major rail lines intersect in the county seat of Conroe. The Lone Star College System offers both 2- and 4-year degree plans in partnership with several universities throughout the state. Scenic Lake Conroe sits among some 1,090 square miles of rolling hills and grassy meadows to create an atmosphere of rural America nestled securely beside its urban neighbors.

The County operates as specified under the Constitution of the State of Texas, and in accordance with the provisions of the State Statutes of Texas, which provide for a Commissioners' Court consisting of the County Judge, elected at-large to a four-year term and four Commissioners, each of whom is elected from four geographical precincts to four-year staggered terms. The Commissioners' Court serves as the governing body of the County.

The U.S. Census Bureau reported the 1990 population for Montgomery County to be 180,394 and the year 2000 population to be 293,768. The most recent census reported the population of Montgomery County to be 455,746. At each census, the County has experienced growth in excess of 50%, with no sign of slowing down. At September 30, 2020 the estimated population was 607,391. The County's population has continued to grow during the past year and is evident in the increased demand for service at the county level. The main impetus for growth in the past three decades has come from the expansion of nearby metropolitan Houston. Many Montgomery County residents now work in Houston, and the spread of the city's suburbs into the County has led to a rapid rise in population. The governing body's active involvement in infrastructure improvements has been instrumental in this explosive growth in population. In recent years, Montgomery County has become a recreation destination for many Houston residents. The area, with its abundant lakes and the Sam Houston National Forest, offers numerous opportunities for hunting, boating, fishing, and hiking.

Montgomery County maintains strict budgetary controls to ensure compliance with legal provisions in the annual appropriated budget approved by the governing body. Activities of the General Funds, the Special Revenue Funds, and the Debt Service Funds are included in the annual appropriated budget. Budget to actual comparisons are provided in this report for all funds for which an annual appropriated budget is adopted. According to the budget laws of the State of Texas, expenditures may not exceed the amount appropriated for each fund. The County's budget is prepared and adopted annually as a balanced budget pursuant to Texas law and adhering to a calendar established by the statutes of the State of Texas. In keeping with those statutes, the ad valorem tax levy cannot be established until the budget is adopted. In Montgomery County, the budget is adopted by September 30th of each year. Once adopted, the budget is enforced by the County Auditor, as provided by statute.

**Factors Affecting Financial Condition**

The information presented in the financial statements of Montgomery County is best understood when it is considered from the broader perspective of the specific environment within which Montgomery County operates.

**Local economy –** Historically, **t**he County's economy has been based on mineral production (oil, gas, sand, and gravel), agriculture (horses, cattle, and greenhouse nurseries), and lumbering (timber products). Today, the economy has shifted towards an urban-rural mix. In recent years, the largest industries have been energy, education, health and social services, with retail trade and manufacturing following. Investments made in Texas highways recently have assisted in attracting new and diverse businesses to the County. A favorable taxing environment continues to draw many companies to relocate corporate headquarters to Montgomery County. The Woodlands, a planned community in south Montgomery County, is home to energy, biomedical, and technology businesses. This is causing ever-continued growth in the southern part of the County. As Houston and Harris County, directly to the south, run out of developable land, business and residential growth in Montgomery County is expected to continue.

Recent developments that have contributed to the continued upturn in the local economy in Montgomery County include the construction of a nascent medical compound, centered around the busy intersection of Interstate 45 and State Highway 242, anchored by Texas Children's Hospital, St. Luke's and Methodist Hospital. The relocation of ExxonMobil's corporate headquarters to northern Harris County has further driven growth to the southern part of Montgomery County. The former Boy Scout camp at Camp Strake was sold to Johnson Development Corporation with the intent of creating a new master planned community, Grand Central Park, on 2,046 acres. Construction began in 2016; the 336 Marketplace located in the community continues to welcome a wide array of tenants.

Two huge storms, Hurricane Harvey and Tropical Storm Imelda made landfall in 2017 and 2019 respectively and have caused widespread damage to the region, resulting in billions of dollars in damage. The County continues to work diligently with the State of Texas and the Federal Emergency Management Agency (FEMA) to make critical repairs to infrastructure and buildings, as the effects from Hurricane Harvey and Tropical Storm Imelda are continued to be felt. In February, 2021, a massive cold front from the Arctic blasted through the state, driving temperatures to record lows. Many throughout the state suffered catastrophic losses due to the widespread power and water loss as a result of the freezing temperatures. The County is working with FEMA to assist households deal with these losses.

The County functioned much of the year in the shadow of the continuing pandemic as a result of the COVID-19 virus. In January 2020, a highly contagious and deadly virus, COVID-19, spread from China at a rapid pace; it was declared a pandemic by the World Health Organization in March 2020. The governing body of the County responded with a disaster declaration and is working with federal and state agencies to ensure the health and safety of both its citizens and its employees. The County received almost $105 million from the Federal Government to assist in the massive undertaking of a changed working environment.

**Long-term financial planning –** The Commissioners' Court continues to be very active in infrastructure development, specifically road improvements, to help ensure economic growth. In the second half of calendar year 2005, the County executed an agreement with the Texas Department of Transportation that is facilitating the improvement of five separate state-owned roads. This Pass-Through Toll Agreement provides for the County to pledge local funds to improve these roads, with a partial reimbursement from highway funds at a later date. The County pledged $100 million of the Series 2006 $160 million voter-approved road bonds, as well as an additional $88 million of future bonds to leverage the federal funds for the projects in the hopes of gaining an estimated $232 million in improvements for the citizens of Montgomery County. In the same spirit of infrastructure development, voters in the County approved a ballot measure in November 2015 for a series of bond offerings that will raise $280 million for a multitude of road projects throughout Montgomery County. The final bond offerings were issued in May

and December 2018 to fund the remaining projects. These projects are expected to alleviate mobility issues in key areas of the County.

As part of this future planning, the Commissioners' Court created the Montgomery County Toll Road Authority (MCTRA) in August 2006. The MCTRA is charged with the task of collecting tolls from vehicles traveling on the portion of State Highway 242 which connects with Interstate 45 in southern Montgomery County. SH 242 opened to the public in July 2015. In January 2018, the County retired the remainder of the debt associated with the construction of SH 242. In May 2019, the Board agreed to remove the tolls on SH 242. Additionally, revenue bonds for MCTRA were issued in June 2018 to fund construction along State Highway 249 in Montgomery County. Any revenues generated by the authority are anticipated to be used to either retire a portion of the debt related to the construction and/or to fund future improvements, as the need arises.

**New developments –** As part of the continuing effort in the County to alleviate traffic congestion in the southern part of the County, the Commissioners' Court awarded a contract to construct an interchange facility and direct connectors from State Highway 242 to Interstate 45. This project, approved by the governing body in February 2013, opened in July of 2015 and has improved the flow of traffic in the heavily congested south county area. The County is continuing in its endeavors to face transportation issues by exploring the expansion of the MCTRA to the western part of the County and specifically the SH 249, Tomball Parkway. Working in conjunction with the Harris County Toll Road Authority (HCTRA), MCTRA is completing work on widening and improving SH 249 during fiscal year 2020.

**Financial Transparency –** In a continuing effort to embrace technological advances, the County embarked on replacing its enterprise resource planning (ERP) financial software system. Aided by various staff members throughout multiple user departments, go-live occurred on July 1, 2020. Continuing modules are being implemented in a staggered approach with the Human Resources module going live in mid fiscal year 2021.

**Awards and Acknowledgments**

The Government Finance Officers Association of the United States and Canada (GFOA) awarded a Certificate of Achievement for Excellence in Financial Reporting to Montgomery County for its comprehensive annual financial report for the fiscal year ended September 30, 2019. This was the thirty-second consecutive year that the County has achieved this prestigious award. In order to be awarded a Certificate of Achievement, a government must publish an easily readable and efficiently organized Annual Report. This report must satisfy both generally accepted accounting principles and applicable legal requirements.

A Certificate of Achievement is valid for a period of one year only. We believe that our current comprehensive annual financial report continues to meet the Certificate of Achievement Program's requirements, and we are submitting it to the GFOA to determine its eligibility for another certificate.

The preparation of this report would not have been possible without the efficient and dedicated services of all County departments. I want to express my appreciation to the entire staff of the Office of County Auditor for their continued efforts. I also wish to commend the members of the Commissioners' Court for conducting the financial operations of Montgomery County in a responsible and professional manner, while meeting the increasing demands for public service.

Respectfully submitted,

Rakesh Pandey,CPA
Montgomery County Auditor

RP/kgd

**Tele: (936) 539-7820•••Fax (936) 788-8390•••Email: Rakesh.Pandey@mctx.org**

Government Finance Officers Association

# Certificate of Achievement for Excellence in Financial Reporting

Presented to

**Montgomery County Texas**

For its Comprehensive Annual Financial Report For the Fiscal Year Ended

September 30, 2019

Christopher P. Morrill

Executive Director/CEO

MONTGOMERY COUNTY
Birthplace
of the
Lone Star Flag

# MONTGOMERY COUNTY, TEXAS ORGANIZATION CHART

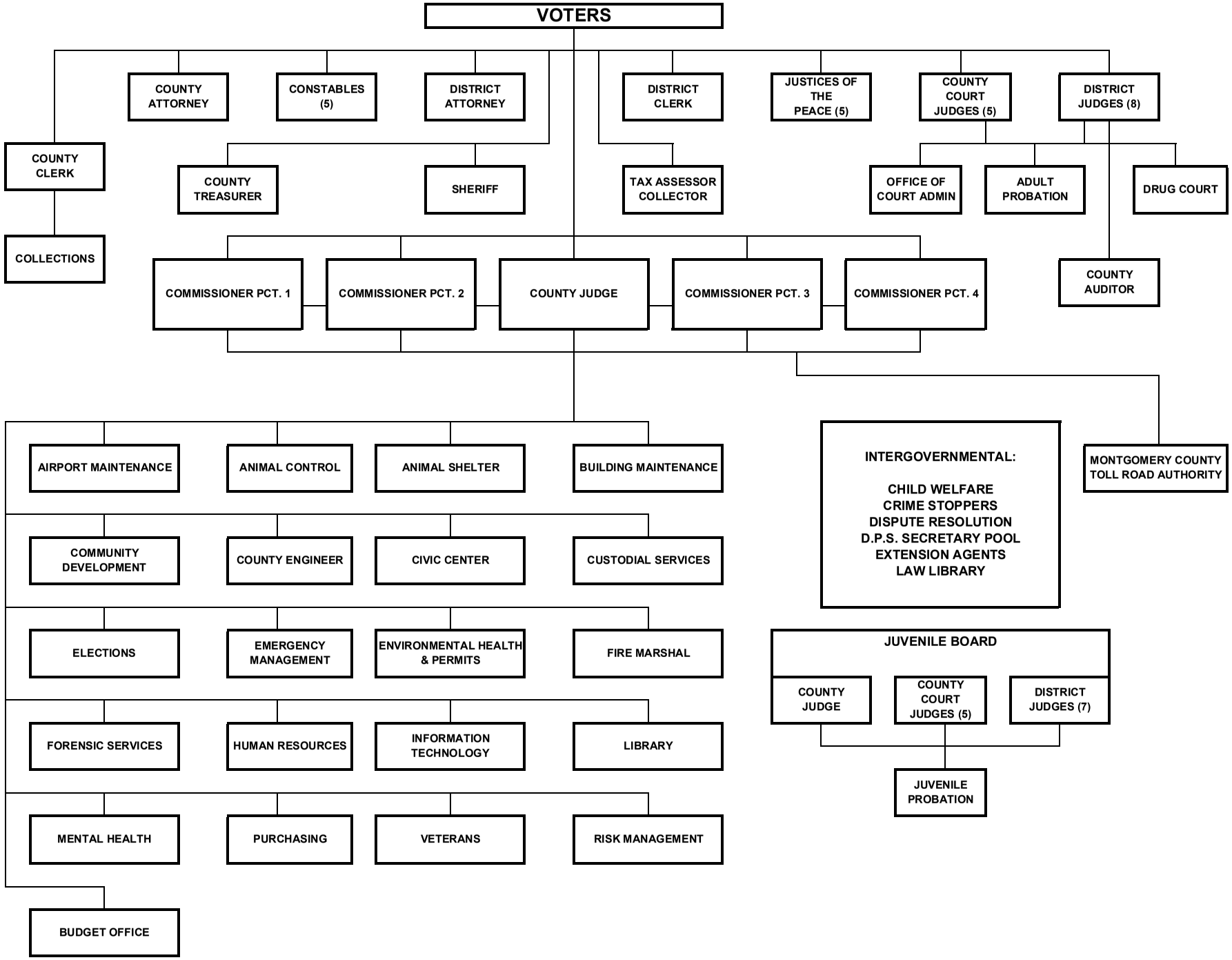

MONTGOMERY COUNTY

*Birthplace of the*

Lone Star Flag

MONTGOMERY COUNTY, TEXAS
DIRECTORY OF OFFICIALS
SEPTEMBER 30, 2020

| | |
|---|---|
| COMMISSIONERS' COURT: | |
| Mark Keough | County Judge |
| Mike Meador, retired 12/31/2020 | Commissioner, Precinct #1 |
| Robert Walker, elected 01/01/2021 | Commissioner, Precinct #1 |
| Charlie Riley | Commissioner, Precinct #2 |
| James L. Noack, Jr. | Commissioner, Precinct #3 |
| James Metts | Commissioner, Precinct #4 |
| DISTRICT COURTS: | |
| Phil Grant | Judge, 9th Judicial District |
| Lisa Michalk | Judge, 221st Judicial District |
| Kristin Bays | Judge, 284th Judicial District |
| Kathleen Hamilton | Judge, 359th Judicial District |
| Jennifer Robin | Judge, 410th Judicial District |
| Tracy Gilbert | Judge, 418th Judicial District |
| Patty Maginnis | Judge, 435th Judicial District |
| Vincenzo Santini | Judge, 457th Judicial District |
| Brett Ligon | District Attorney |
| Melisa Miller | District Clerk |
| COUNTY COURTS AT LAW: | |
| Dennis Watson | Judge, County Court at Law #1 |
| Claudia Laird | Judge, County Court at Law #2 |
| Patrice McDonald | Judge, County Court at Law #3 |
| Mary Ann Turner | Judge, County Court at Law #4 |
| Keith Stewart | Judge, County Court at Law #5 |
| BD Griffin | County Attorney |
| Mark Turnbull | County Clerk |
| JUSTICE COURTS: | |
| Wayne L. Mack | Justice of Peace, Precinct #1 |
| Grady Trey Spikes | Justice of Peace, Precinct #2 |
| Matt Beasley | Justice of Peace, Precinct #3 |
| Jason Dunn | Justice of Peace, Precinct #4 |
| Matthew Masden | Justice of Peace, Precinct #5 |
| LAW ENFORCEMENT: | |
| Rand Henderson | Sheriff |
| Phillip Cash | Constable, Precinct #1 |
| Gene DeForest | Constable, Precinct #2 |
| Ryan Gable | Constable, Precinct #3 |
| Kenneth "Rowdy" Hayden | Constable, Precinct #4 |
| Chris Jones | Constable, Precinct #5 |
| FINANCIAL ADMINISTRATION: | |
| Tammy McRae | Tax Assessor-Collector |
| Melanie Bush | County Treasurer |
| Rakesh Pandey, CPA | County Auditor[1] |
| Gilbert Jalomo | Purchasing Agent[1] |
| Amanda Carter | Budget Officer[1] |

[1] Designates appointed official. All others are elected.

MONTGOMERY COUNTY
Birthplace
of the
Lone Star Flag

# FINANCIAL SECTION

**Independent Auditor's Report**

To The Honorable County Judge
and County Commissioners and Management of
Montgomery County, Texas
P.O. Box 539
Conroe, Texas 77305-0539

**Report on the Financial Statements**

We have audited the accompanying financial statements of the governmental activities, the business-type activities, each major fund, and the aggregate remaining fund information of Montgomery County, Texas (the County), as of and for the fiscal year ended September 30, 2020, and the related notes to the financial statements, which collectively comprise the County's basic financial statements as listed in the table of contents.

***Management's Responsibility for the Financial Statements***

Management is responsible for the preparation and fair presentation of these financial statements in accordance with accounting principles generally accepted in the United States of America; this includes the design, implementation, and maintenance of internal control relevant to the preparation and fair presentation of financial statements that are free from material misstatement, whether due to fraud or error.

***Auditor's Responsibility***

Our responsibility is to express opinions on these financial statements based on our audit. We conducted our audit in accordance with auditing standards generally accepted in the United States of America and the standards applicable to financial audits contained in *Government Auditing Standards*, issued by the Comptroller General of the United States. Those standards require that we plan and perform the audit to obtain reasonable assurance about whether the financial statements are free from material misstatement.

An audit involves performing procedures to obtain audit evidence about the amounts and disclosures in the financial statements. The procedures selected depend on the auditor's judgment, including the assessment of the risks of material misstatement of the financial statements, whether due to fraud or error. In making those risk assessments, the auditor considers internal control relevant to the entity's preparation and fair presentation of the financial statements in order to design audit procedures that are appropriate in the circumstances, but not for the purpose of expressing an opinion on the effectiveness of the entity's internal control. Accordingly, we express no such opinion. An audit also includes evaluating the appropriateness of accounting policies used and the reasonableness of significant accounting estimates made by management, as well as evaluating the overall presentation of the financial statements.

We believe that the audit evidence we have obtained is sufficient and appropriate to provide a basis for our audit opinions.

***Opinions***

In our opinion, the financial statements referred to above present fairly, in all material respects, the respective financial position of the governmental activities, the business-type activities, each major fund, and the aggregate remaining fund information of the County, as of September 30, 2020, and the respective changes in financial position and, where applicable, cash flows thereof and the respective budgetary comparison for the general fund and major special revenue funds for the fiscal year then ended in accordance with accounting principles generally accepted in the United States of America.

***Emphasis of Matter***

As discussed in Note 19 to the financial statements, the County restated beginning net position and fund balance to correct misstatements and reclassifications in its fiscal year 2019 financial statements. Our opinion is not modified with respect to this matter.


Weaver and Tidwell, L.L.P.
1406 Wilson Road, Suite 100 | Conroe, Texas 77304
Main: 936.756.8127
CPAs AND ADVISORS | WEAVER.COM

To The Honorable County Judge
and County Commissioners and Management of
Montgomery County, Texas

***Other Matters***

*Required Supplementary Information*

Accounting principles generally accepted in the United States of America require that the Management's Discussion and Analysis and the Required Supplementary Information, as listed in the table of contents, be presented to supplement the basic financial statements. Such information, although not a part of the basic financial statements, is required by the Governmental Accounting Standards Board, who considers it to be an essential part of financial reporting for placing the basic financial statements in an appropriate operational, economic, or historical context. We have applied certain limited procedures to the required supplementary information in accordance with auditing standards generally accepted in the United States of America, which consisted of inquiries of management about the methods of preparing the information and comparing the information for consistency with management's responses to our inquiries, the basic financial statements, and other knowledge we obtained during our audit of the basic financial statements. We do not express an opinion or provide any assurance on the information because the limited procedures do not provide us with sufficient evidence to express an opinion or provide any assurance.

*Supplementary and Other Information*

Our audit was conducted for the purpose of forming opinions on the financial statements that collectively comprise the County's basic financial statements. The Introductory Section, Supplementary Information, Combining and Individual Fund Statements and Schedules, Schedules of Capital Assets used in the Operation of Governmental Funds, and Statistical Section as listed in the table of contents, are presented for purposes of additional analysis and are not a required part of the basic financial statements.

The Supplementary Information, Combining and Individual Fund Statements and Schedules, Schedules of Capital Assets used in the Operation of Governmental Funds are the responsibility of management and were derived from and relate directly to the underlying accounting and other records used to prepare the basic financial statements. Such information has been subjected to the auditing procedures applied in the audit of the basic financial statements and certain additional procedures, including comparing and reconciling such information directly to the underlying accounting and other records used to prepare the basic financial statements or to the basic financial statements themselves, and other additional procedures in accordance with auditing standards generally accepted in the United States of America. In our opinion, the Supplementary Information, Combining and Individual Fund Statements and Schedules, and Schedules of Capital Assets used in the Operation of Governmental Funds are fairly stated in all material respects in relation to the basic financial statements as a whole.

The Introductory Section and Statistical Section have not been subjected to the auditing procedures applied in the audit of the basic financial statements and, accordingly, we do not express an opinion or provide any assurance on them.

**Other Reporting Required by *Government Auditing Standards***

In accordance with *Government Auditing Standards*, we have also issued our report dated March 26, 2021 on our consideration of the County's internal control over financial reporting and on our tests of its compliance with certain provisions of laws, regulations, contracts and grant agreements, and other matters. The purpose of that report is solely to describe the scope of our testing of internal control over financial reporting and compliance and the results of that testing, and not to provide an opinion on the effectiveness of internal control over financial reporting or on compliance. That report is an integral part of an audit performed in accordance with *Government Auditing Standards* in considering the County's internal control over financial reporting and compliance.

Weaver and Tidwell, L.L.P.

WEAVER AND TIDWELL, L.L.P.

Conroe, Texas
March 26, 2021

# MANAGEMENT'S DISCUSSION AND ANALYSIS

This discussion and analysis provides readers of the financial statements of Montgomery County, Texas (the County) with a narrative overview and analysis of the County's financial activities for the fiscal year ended September 30, 2020. The intent of this discussion and analysis is to evaluate the current activities, resulting changes, and currently known facts of the County as a whole. Readers of this discussion and analysis should consider the information presented here in conjunction with additional information that is furnished in the accompanying letter of transmittal, which can be found on pages 1-4 of this report. This discussion should also be read in conjunction with the basic financial statements and the notes to those financial statements (which immediately follow this discussion). The discussion and analysis includes comparative data from the prior year.

## FINANCIAL HIGHLIGHTS

- The assets and deferred outflows of resources of the County exceeded its liabilities and deferred inflows of resources at the close of the fiscal year by $565,670,839 (net position). Of this amount, $105,375,960 is restricted for specific purposes. With the presentation of the net investment in capital assets, unrestricted net position becomes ($120,913,885).
- The County's total net position increased by $12,055,257 from current operations due to the rapid growth experienced throughout the County.
- The County's beginning net position/fund balance was restated for the correction of an error and reclassification of fund types. See Note 19 for further information related to the prior period adjustments.
- At September 30, 2020, the County's governmental funds reported combined ending fund balances of $372,768,544, a decrease of $9,871,734 from operations in comparison with the prior year. From the ending fund balances, $1,398,753 is non-spendable, $151,793,574 is restricted, $68,013,154 is committed and $99,249,765 is assigned. Approximately 14.03% of the ending balances, $52,313,298 is unassigned and available for spending at the government's discretion. Details on these balances can be found in the chart included in Note 11.
- At September 30, 2020, unassigned fund balance for the General Fund was $52,313,298, or 25.93% of total General Fund expenditures.
- The County's total bonded debt decreased by $12,970,000 (2.5%) during the current fiscal year. This decrease was due to regularly scheduled payments.
- As of fiscal year 2020, the County reported a net pension liability of $24,066,035.
- As of fiscal year 2020, the County reported other post-employment benefit obligations (OPEB) of $253,594,793.

## OVERVIEW OF THE FINANCIAL STATEMENTS

This discussion and analysis is intended to serve as an introduction to Montgomery County's basic financial statements, which are comprised of three components: 1) government-wide financial statements, 2) fund financial statements, and 3) notes to the financial statements. This report also contains additional supplementary information to the financial statements themselves.

### *Government-Wide Financial Statements*

The Statement of Net Position and the Statement of Activities, the two government-wide financial statements, are designed to provide readers with a broad overview of Montgomery County's finances, similar to the financial statements of a private-sector business. Both of these statements are presented using the full accrual basis of accounting; therefore, revenues are reported when they are earned and expenses are reported when the goods and services are received, regardless of the timing of cash being received or disbursed. These statements include capital assets of the County (including infrastructure added since implementing GASB Statement No. 34 in fiscal year 2003 and the portion of GASB Statement No. 34 as it pertains to retroactive infrastructure reporting) as well as all liabilities (including long-term debt). Additionally, certain eliminations have occurred as prescribed by GASB Statement No. 34 in regards to interfund activity, payables and receivables.

The Statement of Net Position presents information on all of Montgomery County's assets and deferred outflows of resources, and liabilities and deferred inflows of resources, with the difference between the two groups being reported as net position. This statement is similar to that of the balance sheet of a private-sector business (with primary sections in a business balance sheet being assets, liabilities, and equity). The GASB believes that, over time, increases or decreases in the net position may serve as a useful indicator of whether the financial position of the County is improving or deteriorating.

The Statement of Activities presents the County's revenues and expenses for the year, with the difference between the two resulting in the change in net position for the fiscal year ended September 30, 2020. All changes in net position are reported as soon as the underlying event giving rise to the change occurs, regardless of the timing of related cash flows. Thus, revenues and expenses are reported in this statement for some items that will only result in cash flows in future fiscal periods (e.g., uncollected taxes and earned but unused vacation leave). Because the statement of activities separates program revenue (revenue generated by specific programs through fees, fines, forfeitures, charges for services, or grants received) from general revenue (revenue provided by taxes and other sources not tied to a particular program), it shows to what extent each function has to rely on general revenues for funding. The governmental functions of the County include general government, financial administration, health and human services, culture and recreation, law enforcement and corrections, legal and judicial, transportation, and debt service.

Government-wide financial statements include not only the activities of the County itself (known as the primary government), but also those of a legally separate component unit: the Montgomery County Toll Road Authority. The County Commissioners' Court acts as the Board of Directors for the component unit whose activities are blended with those of the primary government because they function as part of the County government. Montgomery County's government-wide financial statements distinguish functions of the County that are principally supported by tax and intergovernmental revenues (*governmental activities*) from those that are intended to recover all or a significant portion of their costs through fees and charges (*business-type activities*).

The government-wide financial statements can be found on pages 32-33 of this report.

***Fund Financial Statements***

The fund financial statements focus on the County's most significant funds (major funds) rather than fund types, or the County as a whole. A fund is a grouping of related accounts that is used to maintain control over resources that have been segregated for specific activities or objectives. Montgomery County, like other state and local governments, uses fund accounting to ensure and demonstrate compliance with finance-related legal requirements. All of the funds of the County can be divided into three categories: governmental funds, proprietary funds, and fiduciary funds.

1) Governmental funds are maintained to account for the government's operating and financing activities. The measurement focus is on available resources.
2) Proprietary funds are utilized to account for internal service funds and enterprise funds. Internal service funds are an accounting tool used to accumulate and allocate costs amongst the County's functions. Enterprise funds are used to report an activity for which a fee is charged to external users for goods and services.
3) Fiduciary funds are used to account for resources that are held by the government as a trustee or agent for parties outside of the government. The resources of fiduciary funds cannot be used to support the government's own programs.

**Governmental funds** are used to account for those functions reported as governmental activities in the government-wide financial statements. As mentioned earlier, government-wide financial statements are reported using full accrual accounting; governmental fund financial statements focus on near-term inflows and outflows of expendable resources, as well as balances of available resources. In other words, revenue is reported when earned, provided it is collectible within the reporting period or soon enough afterward to be used to pay liabilities of the current period. Likewise, liabilities are recognized as expenditures only when payment is due since they must be liquidated with available cash. Such information is useful in comparing a government's near-term financing requirements to near-term resources available.

The focus of governmental funds is narrower than that of the government-wide financial statements; therefore it is useful to compare the information presented for governmental funds with similar information presented for governmental activities in the government-wide financial statements. By doing so, readers should better understand the results and long-term impact of the government's near-term financing decisions. The user is assisted in this comparison between the two bases of accounting by way of a reconciliation statement between the governmental fund balance sheet and the government-wide statement of net position, as well as a reconciliation statement between the governmental fund statement of revenues, expenditures, and changes in fund balances and the government-wide statement of activities.

Montgomery County maintained 36 individual governmental funds during the fiscal year ended September 30, 2020. Information is presented separately in the governmental fund balance sheet and in the governmental fund statement of revenues, expenditures, and changes in fund balances for the General Fund, the Road and Bridge Fund, the Debt Service Fund, the Grants Fund, the Pass Through Toll Projects Fund, and the Road Bonds Series 2018B Fund, all of which are considered to be major funds. Data from the remaining governmental funds (i.e., nonmajor funds) is combined into a single, aggregated presentation. Individual fund data for each nonmajor governmental fund is provided in the form of combining schedules, which are included in the Supplementary Information section following the notes to the financial statements.

Montgomery County utilizes and maintains budgetary controls over its operating funds. Budgetary controls are used to ensure compliance with legal provisions required under state statute governing the annual appropriated budget. Budgets for governmental funds are established in accordance with state law and, by County policy, are adopted at the department level for the General Fund, all Special Revenue Funds, and the Debt Service Fund using the primary categories of salaries, benefits, operations, and capital. A budgetary comparison statement is provided in the financial section for the General Fund, the Road and Bridge Special Revenue Fund, and the Grants Special Revenue Fund. Budgetary comparison

schedules for all nonmajor special revenue funds are provided as supplementary information. These budgetary comparisons can be used to demonstrate compliance with the budget both in its original and final forms.

The basic governmental fund financial statements can be found on pages 34-45 of this report.

**Proprietary Funds** focus on the determination of operating income, changes in net position, financial position, and cash flows. There are two types of proprietary funds: enterprise funds and internal service funds. Internal Service Funds are utilized as an accounting device to accumulate and allocate costs internally among the County's various functions. The County maintains three Internal Service funds to account for its employee health benefits, worker's compensation, and accident and liability. Since the internal service funds predominantly benefit governmental rather than business-type functions, they have been included within governmental activities in the government-wide financial statements. The County also maintains an Enterprise Fund to account for activity in the Montgomery County Toll Road Authority (MCTRA). The projects are in the beginning stages, the operations are primarily dependent on taxes rather than user fees; however, the intention is for these funds to ultimately become fully supported by user fees. This fund is reported as a business-type activity in the financial statements.

Proprietary funds provide the same type of information as the government-wide financial statements, only in more detail. The internal service funds are also presented in the proprietary fund financial statements.

The basic proprietary fund financial statements can be found on pages 46-48 of this report.

**Fiduciary funds** are used to account for resources held for the benefit of parties other than the County itself. Agency funds are the only fiduciary fund type used by Montgomery County, and they are not reflected in the government-wide financial statements because the resources of those funds are not available to support the programs and expenses of the County. The basis of accounting used for fiduciary funds is the full accrual basis, much like that of the government-wide statements.

The basic fiduciary fund financial statements can be found on page 49 of this report.

**Notes to the financial statements** provide additional information that is essential to a full understanding of the data provided in the government-wide and fund financial statements. As such, the notes are an integral part of the basic financial statements. They focus on the primary government's governmental activities, major funds, and nonmajor funds in the aggregate.

The notes to the financial statements can be found on pages 51-86 of this report.

Required supplementary information provides information on the County's participation in the agent multiple-employer defined benefit pension plan as well as information on other post-employment benefits. The required supplementary information can be found on pages 88-93.

**Supplementary information** is comprised of the General Fund final budget versus actual at the department level. This comparative data can be found on pages 97-112 of this report.

**Supplementary information** also includes combining financial statements for non-major governmental, proprietary and fiduciary funds. These funds are totaled by fund type and presented in a single column in the basic financial statements. They are not reported individually, as with major funds, on the governmental fund financial statements.

Supplementary information can be found on pages 114-171 of this report.

## GOVERNMENT-WIDE OVERALL FINANCIAL ANALYSIS

As noted earlier, the GASB believes that net position may serve over time as a useful indicator of a government's financial position. Montgomery County's assets and deferred outflows of resources exceeded liabilities and deferred inflows of resources by $565,670,839 at September 30, 2020, as shown in the table below. Governmental Activities reported a prior period adjustment for the inclusion of Alarms Permits from an Agency Fund, which resulted in a increase of $31,879. Business-Type Activities reported a prior period adjustment of $3,211,919 to correct the beginning balance of capital assets.

**Montgomery County, Texas**
**Net Position**

| | Governmental Activities | | Business-type activities | | Total | |
|---|---|---|---|---|---|---|
| | FY 2020 | FY 2019 | FY 2020 | FY 2019 | FY 2020 | FY 2019 |
| Current and other assets | $ 540,981,662 | $ 455,523,371 | $ 58,123,165 | $ 48,885,625 | $ 599,104,827 | $ 504,408,996 |
| Capital assets | 993,450,624 | 918,988,982 | 75,397,870 | 93,323,207 | 1,068,848,494 | 1,012,312,189 |
| Total assets | 1,534,432,286 | 1,374,512,353 | 133,521,035 | 142,208,832 | 1,667,953,321 | 1,516,721,185 |
| Deferred outflow of resources | 69,299,840 | 94,363,745 | - | - | 69,299,840 | 94,363,745 |
| Long-term liabilities outstanding | 867,390,424 | 898,365,580 | 94,921,886 | 95,190,104 | 962,312,310 | 993,555,684 |
| Other liabilities | 149,868,524 | 45,806,664 | 35,577,302 | 8,414,697 | 185,445,826 | 54,221,361 |
| Total liabilities | 1,017,258,948 | 944,172,244 | 130,499,188 | 103,604,801 | 1,147,758,136 | 1,047,777,045 |
| Deferred inflow of resources | 23,824,186 | 12,936,101 | - | - | 23,824,186 | 12,936,101 |
| Net Position: | | | | | | |
| Net Investment in Capital Assets | 577,556,834 | 495,582,352 | 3,651,930 | 39,385,042 | 581,208,764 | 534,967,394 |
| Restricted | 105,375,960 | 47,671,390 | - | - | 105,375,960 | 47,671,390 |
| Unrestricted | (120,283,802) | (31,485,989) | (630,083) | (781,011) | (120,913,885) | (32,267,000) |
| Total net position | $ 562,648,992 | $ 511,767,753 | $ 3,021,847 | $ 38,604,031 | $ 565,670,839 | $ 550,371,784 |

The County's total assets of $1,667,953,321 are largely comprised of investments of $166,111,451, or 9.9%, and capital assets net of accumulated depreciation of $1,068,848,494, or 64.0%. The capital assets of the County include land, buildings, improvements other than buildings, equipment, intangibles, construction in progress, and infrastructure (roads, bridges, signs, etc.). Capital assets are non-liquid assets that provide services to citizens; as a result, these assets cannot be utilized to satisfy County obligations.

As in last year, long-term debt of $962,312,310 comprises the largest portion of the County's total liabilities of $1,147,758,136 at 83.8%. Of total long-term liabilities, $42,448,535 is due within one year, with the remainder of $919,863,775 being due over a period of time greater than one year. A more in-depth discussion of long-term debt can be found in the notes to the financial statements.

The County's assets and deferred outflows of resources exceeded its liabilities by $565,670,839 (net position) as of September 30, 2020. Roughly 18.6%, or $105,375,960, of the County's net position represents restricted net position. These resources are subject to external restrictions on how they may be used. Restrictions include statutory requirements, bond covenants, and granting conditions. Of the restricted net position, $75,951,195 is restricted for capital projects, $13,815,367 is restricted for debt service, and $15,609,398 is restricted by contract or legislation. The most significant portion ($581,208,764) of the County's net position reflects its net investment in capital assets.

**Montgomery County, Texas**
**Statement of Activities**

| | Governmental activities | | Business-type activities | | Total | |
|---|---|---|---|---|---|---|
| | FY 2020 | FY 2019 | FY 2020 | FY 2019 | FY 2020 | FY 2019 |
| **Revenues:** | | | | | | |
| *Program revenues:* | | | | | | |
| Fees, fines, forfeitures, and charges for services | $ 138,273,553 | $ 166,832,126 | $ 5,097,422 | $ 1,055,106 | $ 143,370,975 | $ 167,887,232 |
| *Operating grants and contributions:* | 81,513,686 | 11,580,740 | - | - | 81,513,686 | 11,580,740 |
| *Capital grants and contributions:* | 65,784,276 | 59,283,879 | - | 8,200,000 | 65,784,276 | 67,483,879 |
| *General revenues:* | | | | | | |
| Property taxes | 254,870,342 | 248,026,503 | - | - | 254,870,342 | 248,026,503 |
| Other taxes | 1,209,281 | 3,228,697 | - | - | 1,209,281 | 3,228,697 |
| Other general revenues | 9,079,230 | 12,401,466 | 329,692 | 1,728,673 | 9,408,922 | 14,130,139 |
| Total revenues | 550,730,368 | 501,353,411 | $ 5,427,114 | $10,983,779 | 556,157,482 | 512,337,190 |
| **Expenses:** | | | | | | |
| General Government | 115,814,541 | 111,423,294 | - | - | 115,814,541 | 111,423,294 |
| Financial administration | 12,120,208 | 15,180,054 | - | - | 12,120,208 | 15,180,054 |
| Health and Human Services | 91,519,021 | 31,978,423 | - | - | 91,519,021 | 31,978,423 |
| Culture and Recreation | 14,238,359 | 12,668,901 | - | - | 14,238,359 | 12,668,901 |
| Law Enforcement and Corrections | 128,465,299 | 187,359,571 | - | - | 128,465,299 | 187,359,571 |
| Legal and Judicial | 32,123,928 | 32,230,980 | - | - | 32,123,928 | 32,230,980 |
| Transportation | 81,487,052 | 87,913,321 | - | - | 81,487,052 | 87,913,321 |
| Miscellaneous | - | - | - | - | - | - |
| Debt service interest and fiscal charges | 16,328,138 | 8,202,241 | - | - | 16,328,138 | 8,202,241 |
| Toll Road | - | - | 52,005,679 | 8,113,188 | 52,005,679 | 8,113,188 |
| Total expenses | 492,096,546 | 486,956,785 | 52,005,679 | 8,113,188 | 544,102,225 | 495,069,973 |
| Increase (decrease) in net position before transfers | 58,633,822 | 14,396,626 | (46,578,565) | 2,870,591 | 12,055,257 | 17,267,217 |
| Transfers | (7,784,462) | - | 7,784,462 | (12,205,224) | - | (12,205,224) |
| Increase (decrease) in net position | 50,849,360 | 14,396,626 | (38,794,103) | (9,334,633) | 12,055,257 | 5,061,993 |
| Net Position - beginning | 511,767,753 | 497,382,745 | 38,604,031 | 47,938,664 | 550,371,784 | 545,321,409 |
| Prior period adjustment | 31,879 | (11,618) | 3,211,919 | - | 3,243,798 | (11,618) |
| Net Position - Beginning, as restated | 511,799,632 | 497,371,127 | 38,604,031 | 47,938,664 | 550,403,663 | 545,309,791 |
| Net Position - Ending | $ 562,648,992 | $ 511,767,753 | $ 3,021,847 | $38,604,031 | $ 565,670,839 | $ 550,371,784 |

The County's overall net position increased from the prior fiscal year. The reasons for this overall increase are discussed in the following sections for governmental activities and business-type activities.

### *Governmental Activities*

During the current fiscal year, net position for governmental activities increased by $50,849,360 from the prior fiscal year, in addition to an adjustment for the movement of Alarms Permits of $31,879, attributing to the ending balance of $562,648,992.

The County's total revenues of $550,730,368 is an increase from the prior year. Property tax revenue accounts for $254,870,342, or 46.2%, and is an increase over last year of $6,843,839. The increase is primarily due to increasing property values as the County continues to see increased population and commercial development, as people continue to relocate to the County. These both contribute greatly to increase appraisal values and subsequent tax collections.

Program revenues of fees, fines, forfeitures, and charges for services comprise $138,273,553, or 25.1%; and grants and contributions encompass $147,297,962, or 26.7% of total revenues of governmental activities. Operating Grants and Contributions were $81,513,686, an increase of $69,932,946 largely due to the influx of CARES grant funds received in response to the recovery efforts from COVID-19. Capital Grants and Contributions experienced an increase of $6,500,397.

Expenses for the year totaled $492,096,546. The Law Enforcement and Corrections function accounted for $128,465,299, or 26.11% of the total expenses in governmental activities.

The Law Enforcement and Corrections function experienced a decrease in expenses of $58,894,272 over the previous year. This is primarily due to the County shifting much of its focus to the ongoing Coronavirus pandemic and its efforts to combat this highly contagious virus in the County. The Federal government, through the Department of the Treasury, awarded over $104 million in CARES Act funds to the County to assist in the relief effort.

The decrease in spending in the public transportation function of $6,426,269 is due to the culmination of several large road construction projects undertaken by the County were completed during the fiscal year. These projects are primarily for widening and improvement of State-owned roads, creating expenditures with no offsetting asset capitalization.

The Health and Human Services function experienced an increase in expenses of $59,540,598 over last year to $91,519,021. The increase is due to the influx of expenses related to the COVID-19 relief efforts.

The Financial Administration function expenses decreased to $12,120,208, a decrease of ($3,059,846). The decrease is primarily due the removal of the Financial Technology department as well as an overall decrease in expenses for department within this function. The County completed phase one, the biggest one, of its new ERP implementation during the fiscal year; there are still three phases remaining.

Both the General Government function and the Culture and Recreation function experienced increases in the amount of $4,391,247 and $1,569,458 respectively. The increase in expenses in the General Governmental Function are primarily related to the Self Insurance Medical fund. As a result of the pandemic, there is a corresponding increase in medical visits by the employees. The Culture and Recreation function increase is the result of an increase expenses related to parks and community centers. As certain activities remain subject to occupancy limits, outdoor activities allow for a welcome retreat.

The recognition of the County's total OPEB liability of $253,594,793 has led to increases for every function. The liability was recognized on a pro rata share based on number of employees by function.

***Business-type Activities***

For the County's business-type activities, the results for the current year were positive in that overall net position was $3,021,847. Fees and Charges for Services of $5,097,422 comprised 93.9% of total revenues for business-type activities. This amount represents the toll revenue receipts from the SH 249 Tollway. Toll Road expenses increased to $52,005,679, an increase of $43,892,491 primarily due to the loss on the disposal of infrastructure assets due to transferring State Highway 242 direct connectors to the Texas Department of Transportation.

The government's ending net position of $565,670,839 represents an increase of $15,299,055 from the prior year's net position, inclusive of the prior period adjustment discussed earlier. The County's change in net position for governmental activities is summarized by the following chart:

**Montgomery County, Texas**
**Change in Net Position**

| | Governmental Activities | |
|---|---|---|
| | **FY 2020** | **FY 2019** |
| *Governmental funds activity:* | | |
| Total revenues | $ 447,353,659 | $ 401,013,101 |
| Total expenditures | 451,106,270 | 458,452,025 |
| Excess (Deficiency) of revenues over expenditures | (3,752,611) | (57,438,924) |
| Capital lease financing | 1,665,337 | 12,515,094 |
| Grant funds not reimbursed | - | (106,864) |
| Issuance of Refunding Bonds | - | 26,965,000 |
| Issuance of general obligation bonds | - | 89,010,000 |
| Payment to refunded bond escrow agent | - | (28,245,645) |
| Premiums on obligations | - | 5,873,492 |
| Transfers | (7,784,460) | 26,967 |
| Net change in fund balance | (9,871,734) | 48,599,120 |
| *Government-wide activity:* | | |
| Difference between current year's capital outlay expenditures and depreciation expense | 16,605,287 | 2,236,951 |
| Expenditures made in addition to the annual required | | |
| Net effect of capital asset sales, donations, trade-ins, etc. | 57,824,873 | 57,187,619 |
| Revenues not reported in funds because they do not provide current-period financial resources | 829,869 | (151,417) |
| Internal Service Funds which are not reported in funds but are reported in government wide activity | (9,311,046) | (6,419,122) |
| Long-term debt not reported in funds because it does not affect the current period | 13,874,861 | (67,740,354) |
| Expenses not reported in the funds because they do not use current-period financial resources | (19,102,750) | (19,316,172) |
| Total change in net position | $ 50,849,360 | $ 14,396,626 |

This change in net position begins with the current year's differences between governmental revenues and expenditures of ($3,752,611) along with other financing sources and uses of $6,119,123. Differences between capital assets added during the year and the depreciation related to all capital assets recorded, along with the effect of various capital assets transactions, such as dispositions and donations of $74,562,470 also affect this change.

Other factors influencing the change in net position are those revenues and expenses that do not provide or require the use of current financial resources of ($18,405,191). Additionally, long-term debt, whether being issued or retired, has an effect on the change in net position of $13,874,861. The County also reports a net pension liability of ($24,066,035) on and a total OPEB liability of ($253,594,793) on the balance sheet.

The overall financial position of the County has improved over the last year. As mentioned earlier, there is an increase in the County's net position of $15,299,055, inclusive of the prior period adjustment. The reason for this change is the increase of $38,986,893 in the combined fund balance of Montgomery County's two major operating funds, the General Fund and the Road and Bridge Fund, indicates continued improvement in the County's near term financial position. As part of long-range planning, management has pledged to continue maintaining the level of the General fund's unassigned fund balance at an amount between 10 and 15 percent of annual operating expenditures.

The following chart depicts expenses and program revenues for the fiscal year ending September 30, 2020 for governmental activities.

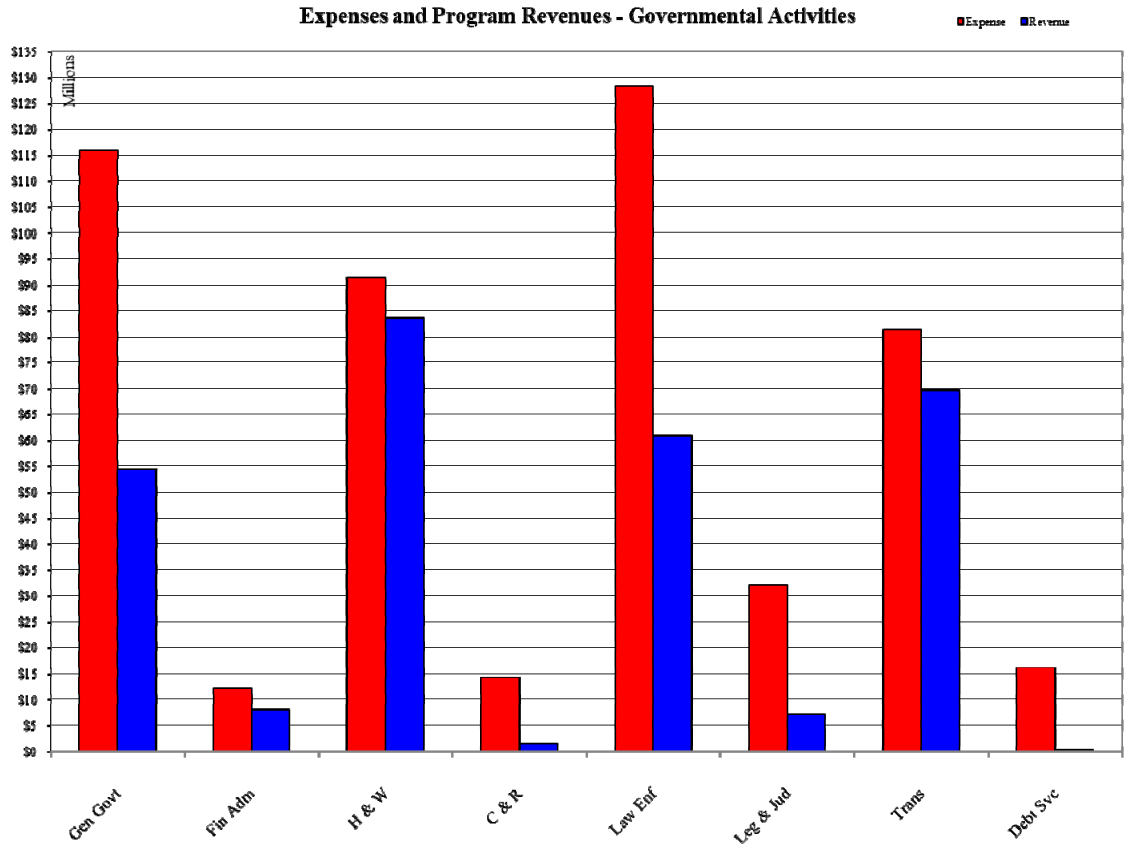


Key elements of the analysis of government-wide program revenues and expenses as they relate to each function reflect the following:

- Program revenues of $285,571,515 are comprised in large part (29.2%) of Health & Human Services' revenues of $83,548,383 and Public Transportation's revenues of $69,682,928 (24.4%). The Law Enforcement and Corrections function comprises 21.3% of program revenues with $60,885,918, General Government makes up 18.9% of program revenues with $54,248,265, and Financial Administration covers 2.8% of program revenues with $8,116,672. The expenses of these functions account for 18.5%, 16.5%, 20.9%, 23.5%, and 2.4%, respectively. As expected, general revenues provided the required support and coverage in areas where expenses exceeded revenues.
- The health and human services function experienced an increase in expenses of $59,540,598 and an increase in revenues of $62,522,164 while the law enforcement and corrections function

experienced a decrease in expenses of $58,894,272 and a decrease in revenues of $11,931,852. These are primarily a result of increased efforts to manage the effects of the coronavirus pandemic.

The following chart depicts revenues of the governmental activities for the fiscal year ended September 30, 2020.

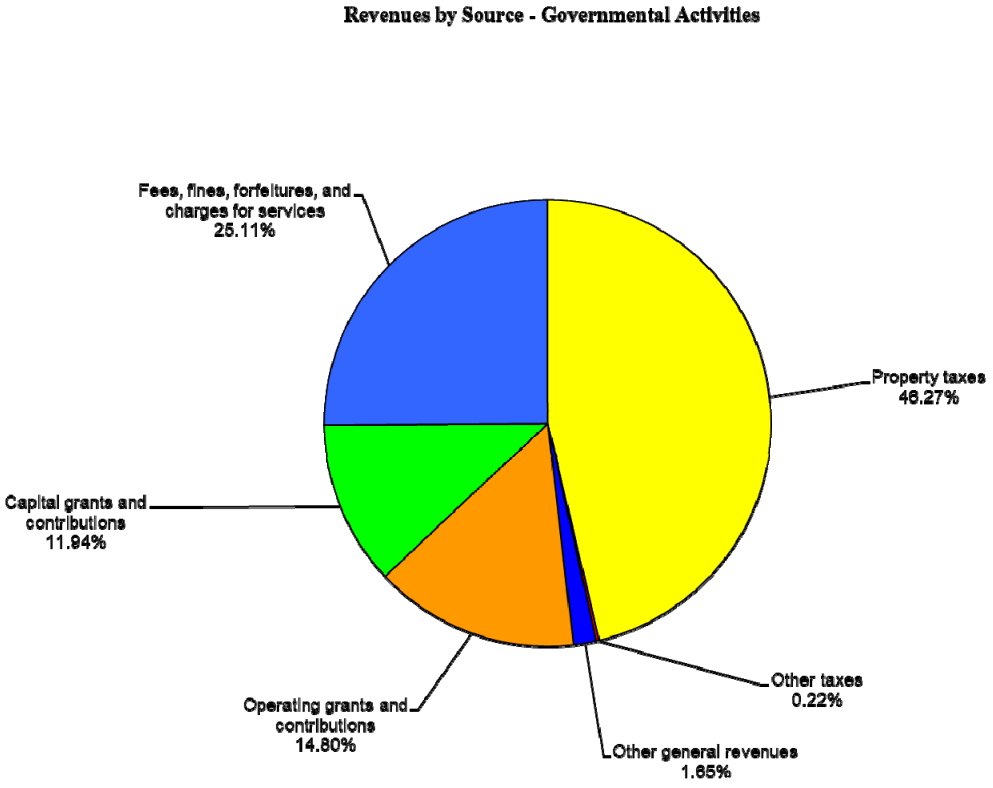


## GOVERNMENTAL FUND FINANCIAL ANALYSIS

Montgomery County uses fund accounting to ensure and demonstrate compliance with finance-related legal requirements.

Governmental funds are a means of providing information on near-term inflows, outflows, and balances of usable resources. Such information is useful in assessing Montgomery County's financing requirements. In particular, fund balance may serve as a useful measure of a government's net resources available for spending at the end of the fiscal year.

As of September 30, 2020, the County's governmental funds reported combined ending unassigned fund balances of $52,313,298 that are available for spending at the County's discretion. The remainder of fund balances are categorized as non-spendable $1,398,753, restricted $151,793,524, committed $68,013,154 or assigned $99,249,765 to reflect the varying levels of liquidity.

Total assets and deferred outflows of resources in the General Fund amounted to $316,080,339, accounting for 54.0% of total governmental fund assets. The total assets of other major funds, which include Road and Bridge Special Revenue Fund ($28,314,626) the Debt Service Fund ($15,795,863), Grants ($7,981,658), Pass Through Toll Projects ($67,146,953), and the Road Bonds Series 2018B ($69,804,072). Together, all major funds account for $505,123,511 (86.3%) of the County's $585,006,984 in total assets.

The County's General Fund balance increased by $37,939,581 during the current fiscal year. Key factors in this increase are as follows:

- Reclassification of allowable costs incurred in response to the Coronavirus Pandemic to CARES Act funding.
- The continued growth in the County has contributed to a general increase in charges for services and fees collected in the general fund.
- Conservative spending policies and practices of the Commissioners' Court encouraged all aspects of the organization to reduce spending where possible.

The Road and Bridge Special Revenue Fund has a total fund balance of $16,462,316 which is reported as $2,212,551 as committed and $14,249,765 as assigned. The fund balance increased by $1,047,312 during the current year due to the increased focus of funding through the operating budgets of the Commissioners of various road maintenance projects to improve mobility.

The fund balance of $14,716,523 in the Debt Service Fund is presented as fund balance restricted for debt service. The fund balance increased as property tax collections for the current year were greater than expenditures for debt service.

The Grants Fund has a total fund balance of 7,732,716 which is reported as $862,252 non-spendable and $6,870,464 as restricted.

The entire fund balance of the Pass Through Toll Projects $10,673,953 is classified as restricted and represents amounts that are specifically for projects approved for the Pass Through Toll Program.

The entire fund balance of the Road Bonds, Series 2018B, $68,356,902 is classified as restricted and represents amounts that are specifically for Commissioners' Court approved road improvement projects.

## GENERAL FUND BUDGETARY HIGHLIGHTS

The published budget of Montgomery County for fiscal 2020 was prepared on a modified accrual basis, and includes all elements required by Texas Local Government Code Section 111.063, applicable to counties of population more than 125,000 that have an appointed County Budget Officer. The original adopted budget of the General Fund includes revenues of $240,484,091 and expenditures of

$238,479,281. The General Fund's final budget, as amended, contains revenues and other financing sources of $252,675,269 and expenditures and other financing uses of $260,437,964.

The following table presents the changes between the original adopted budget and the final budget for the General Fund as of September 30, 2020.

General Fund
Budget Variances
Year Ended September 30, 2020

| | Original Budget | Final Budget | Variance with Original Budget Positive (Negative) |
|---|---|---|---|
| Revenues: | | | |
| Taxes | $ 191,458,202 | $ 191,458,212 | $ 10 |
| Fees and Charges for Services | 21,227,372 | 21,799,331 | 571,959 |
| Intergovernmental | 3,895,000 | 4,964,409 | 1,069,409 |
| Licenses and Permits | 2,104,000 | 2,104,000 | - |
| Contract Reimbursements | 19,664,106 | 21,448,091 | 1,783,985 |
| Investment Earnings | 1,016,786 | 1,016,786 | - |
| Fines and Forfeitures | 740,000 | 740,000 | - |
| Commissions | 6,000 | 95,410 | 89,410 |
| Miscellaneous | 372,625 | 800,258 | 427,633 |
| Total Revenues | 240,484,091 | 244,426,497 | 3,942,406 |
| Expenditures: | | | |
| General Government | 43,950,692 | 44,108,418 | (157,726) |
| Financial Administration | 12,094,594 | 12,254,803 | (160,209) |
| Health and Human Services | 11,251,213 | 11,435,537 | (184,324) |
| Culture and Recreation | 10,958,471 | 11,712,274 | (753,803) |
| Law Enforcement and Corrections | 130,761,911 | 146,324,254 | (15,562,343) |
| Legal and Judicial | 28,539,633 | 29,541,790 | (1,002,157) |
| Transportation | 922,767 | 945,030 | (22,263) |
| Total Expenditures | 238,479,281 | 256,322,106 | (17,842,825) |
| Excess Revenues Over Expenditures | 2,004,810 | (11,895,609) | (13,900,419) |
| Other Financing Sources/(Uses): | | | |
| Transfers In | - | 2,698,017 | 2,698,017 |
| Transfers Out | - | (4,115,852) | (4,115,852) |
| Capital Lease Financing | - | 5,550,755 | 5,550,755 |
| Total Other Financing Sources/(Uses) | - | 4,132,920 | 4,132,920 |
| Net Change in Fund Balances | 2,004,810 | (7,762,689) | (9,767,499) |
| Fund Balance - Beginning | 142,889,911 | 142,889,911 | - |
| Prior Period Adjustment | 3,327,640 | 3,327,640 | - |
| Fund Balance at Beginning of Year - as restated | 146,217,551 | 146,217,551 | - |
| Fund Balance - Ending | $ 148,222,361 | $ 138,454,862 | $ (9,767,499) |

Final budgeted revenues were higher than originally planned by $3,942,406. The final budget for contract reimbursements was $1,783,985 more than the original budget. During the original budget process, Commissioners' Court does not budget for funds that are not at the discretion of the County to spend. Additionally, during the course of the fiscal year, the County entered into several contracts for law enforcement services with local agencies. These contracts were also contributing factors to the increase in the budget for contract reimbursements.

The originally unanticipated revenue partially offsets the expenditure differences of $17,842,825 between the original budget and the final amended budget.

Funds that were originally scheduled in prior fiscal years were not included in the original budget for fiscal year 2020. This practice reflects the County's policy of letting encumbrances lapse at year-end and re-appropriating them in the current year. This policy created increases in the amended budget for carryovers from the prior year in the Health and Human Services, Law Enforcement and Corrections, Legal and Judicial, and Transportation functions.

The final budget in the Legal and Judicial function was $1,002,157 higher than the original budget at the end of FY 2020. Contributing to this change is the addition of the 457th District Court with an operations budget totaling $103,058. Commissioners Court approved the addition of a position in Office of Court Administration and Justices of the Peace recognized revenue of $391,000 to pay for collections services.

A $15,562,343 increase in the final budget over the original budget for expenditures in the Law Enforcement and Corrections function was the result of several factors, including encumbrance carryovers as mentioned above. Also contributing to the budgeted variances for the Law Enforcement and Corrections function, is the County's participation in several contracts with local agencies for law enforcement services. During the course of the fiscal year, additional inter-local agreements were created with local agencies for the performance of security services. These additional contracts created increased expenditures for the County, but also created an increase in the revenue line supporting the associated expenditure.

The following table presents the differences between the final amended budget and actual expenditures for the General Fund as of September 30, 2020.

**General Fund**
**Budget Variances**
**Year Ended September 30, 2020**

| | Final Budget | Actual | Variance with Final Budget Positive (Negative) |
|---|---|---|---|
| Revenues: | | | |
| Taxes | $ 191,458,212 | $ 189,151,990 | $ (2,306,222) |
| Fees and Charges for Services | 21,799,331 | 21,790,383 | (8,948) |
| Intergovernmental | 4,964,409 | 4,046,392 | (918,017) |
| Licenses and Permits | 2,104,000 | 2,194,858 | 90,858 |
| Contract Reimbursements | 21,448,091 | 24,072,265 | 2,624,174 |
| Investment Earnings | 1,016,786 | 3,006,735 | 1,989,949 |
| Fines and Forfeitures | 740,000 | 438,900 | (301,100) |
| Commissions | 95,410 | 99,476 | 4,066 |
| Miscellaneous | 800,258 | 1,273,622 | 473,364 |
| Total Revenues | 244,426,497 | 246,074,621 | 1,648,124 |
| Expenditures: | | | |
| General Government | 44,108,418 | 44,066,618 | 41,800 |
| Financial Administration | 12,254,803 | 11,105,581 | 1,149,222 |
| Health and Human Services | 11,435,537 | 10,406,092 | 1,029,445 |
| Culture and Recreation | 11,712,274 | 11,072,244 | 640,030 |
| Law Enforcement and Corrections | 146,324,254 | 96,752,138 | 49,572,116 |
| Legal and Judicial | 29,541,790 | 27,484,002 | 2,057,788 |
| Transportation | 945,030 | 889,242 | 55,788 |
| Total Expenditures | 256,322,106 | 201,775,917 | 54,546,189 |
| Excess Revenues Over Expenditures | (11,895,609) | 44,298,704 | 56,194,313 |
| Other Financing Sources/(Uses): | | | |
| Transfers In | 2,698,017 | 726,613 | (1,971,404) |
| Transfers Out | (4,115,852) | (8,751,073) | (4,635,221) |
| Capital Lease Financing | 5,550,755 | 1,665,337 | (3,885,418) |
| Total Other Financing Sources/(Uses) | 4,132,920 | (6,359,123) | (10,492,043) |
| Net Change in Fund Balances | (7,762,689) | 37,939,581 | 45,702,270 |
| Fund Balance - Beginning | 142,889,911 | 142,889,911 | - |
| Prior Period Adjustment | 3,327,640 | 3,327,640 | - |
| Fund Balances at Beginning of Year - as restated | 146,217,551 | 146,217,551 | - |
| Fund Balance - Ending | $ 138,454,862 | $ 184,157,132 | $ 45,702,270 |

Actual revenues exceeded budgeted revenues by $1,648,124. A substantial increase in investment earnings, licenses and permits, and contract reimbursements ($4,704,981) adequately covered the shortfall in intergovernmental and taxes ($3,224,239).

Actual expenditures were $54,546,189 lower than final budgeted expenditures. The Law Enforcement and Corrections function contributed $49,572,116 toward that amount. This is primarily due to the County's response to the coronavirus pandemic. The reclassification of time within most of the departments in the Law Enforcement and Corrections function resulted in a large unspent budget.

All departments in the Legal and Judicial function of the General Fund expended less than was approved in the final amended budget by $2,057,788. Due to the coronavirus pandemic, The Texas Supreme Court instructed that the district and county courts temporarily suspend operations. On June 1, 2020 those courts resumed limited operations. This temporary suspension attributed to the decrease in spending for this function.

The Health and Human Services function showed actual expenditures less than the final budget by $1,029,445. This is primarily due to Animal Control receiving funding from a grant as well as other donations, for which timing did not allow the department to proceed with the purchase process during FY 2020.

The actual net change in fund balance was $45,702,270 more than anticipated with the final budget. The General Fund also recorded a prior period adjustment in the amount of $3,327,640 for the inclusion of certain funds that were considered Special Revenue Funds in prior year. Those funds are the Jury Fund and Memorial Library Fund. In prior years, the Jury fund did not provide enough revenues to adequately fund its own services and transfers to the fund were necesary. Therefore, it was determined that the departments within the Jury fund should be included in the General Fund.

## CAPITAL ASSET AND DEBT ADMINISTRATION

### *Capital Assets*

Montgomery County's investment in capital assets for its governmental and business-type activities as of September 30, 2020 amounted to $1,068,848,494 (net of accumulated depreciation). This investment in capital assets includes land and easements, buildings, improvements, equipment, intangibles, infrastructure that was purchased, completed or donated since the fiscal year 1981, and construction in progress.

Major capital asset events during the current fiscal year included the following:

- Additions to the buildings category of $2,099,565 consisted primarily of the New Caney American Legions building
- Vehicles and other various equipment items were acquired at a cost of $7,560,309.
- A variety of projects for both new infrastructure construction and for expansion or updating of existing infrastructure were ongoing during the year.
- Montgomery County continues to grow; it is continually ranked in the top 100 fastest growing counties in the nation[1]. This brisk growth brings with it a need for vast improvements to a rural infrastructure system that must also cope with an influx of traffic. Development frequently comes with donations in the form of roads. Infrastructure donations for the year totaled $51,958,347.
- Expenditures of $7,559,857 were incurred for construction that was in progress throughout the year. Projects that were capitalized from ongoing construction throughout the year totaled $981,920. These include the completion of the Extension Office parking lot, South County Library parking lot and lighting improvements, and Sallas Park splash pad.
- Decrease in business-type activities due to transfer of State Highway 242 direct connector ramps to the Texas Department of Transportation.
- Increases in assets for governmental and business-type activities were offset by depreciation expense of $56,794,232 and $4,027,446 respectively.

[1] http://www.census.gov

**Montgomery County, Texas**
**Capital Assets**
**(net of depreciation)**
**September 30, 2020**
**with Comparative Totals for September 30, 2019**

| | Governmental Activities | | Business-Type Activities | | Total | |
|---|---|---|---|---|---|---|
| | FY 2020 | FY 2019 | FY 2020 | FY 2019 | FY 2020 | FY 2019 |
| Land | $ 130,761,009 | $ 123,331,887 | $ - | $ - | $ 130,761,009 | $ 123,331,887 |
| Buildings | 129,506,478 | 132,529,308 | - | - | 129,506,478 | 132,529,308 |
| Improvements | 6,105,943 | 5,900,999 | - | - | 6,105,943 | 5,900,999 |
| Equipment | 50,456,603 | 42,637,219 | 28,865 | - | 50,485,468 | 42,637,219 |
| Infrastructure | 548,679,823 | 613,901,261 | 75,369,005 | 93,323,207 | 624,048,828 | 707,224,468 |
| Construction in Progress | 127,940,768 | 688,308 | - | - | 127,940,768 | 688,308 |
| Total | $ 993,450,624 | $ 918,988,982 | $ 75,397,870 | $ 93,323,207 | $ 1,068,848,494 | $ 1,012,312,189 |

Efforts to assist constituents in obtaining services and the County's obligation to provide those services in a rapidly growing county come with many challenges. During the fiscal year, the County completed several major projects including, but not limited to, south Montgomery County library parking lot with lighting, a splash pad at Sallas Park, and a parking lot at the Extension Office. In addition, various large construction projects and renovations that are underway in the County include the medical examiners office, traffic operations center, Sheriff district 4 patrol offices, and a County Clerk repository building. More information on the County's capital assets can be found in Note 7 starting on page 63 of this report.

### *Long-Term Debt*

At September 30, 2020, Montgomery County governmental activities had total bonded debt outstanding of $509,380,000. Commissioners' Court keeps maturity dates confined to no more than 30 years. The County has maintained an underlying rating by Standard & Poor's of "AA+" and an underlying rating by Moody's of "Aaa".

The County issues three types of debt; general obligation bonds are approved by the voters of the County while revenue bonds and certificates of obligation are approved by Commissioners' Court. Of the County's total debt, $463,775,000 corresponds to general obligation debt, $87,680,000 is in the form of revenue bonds and $46,605,000 represents certificates of obligation.

Outstanding debt for governmental activities decreased by $12,970,000. This due to regularly scheduled principal payments.

Outstanding debt for the business-type activities, the Montgomery County Toll Road Authority, remained the same at $87,680,000 since payments for FY 2020 are interest only.

The following table represents the entire long-term debt of the County at September 30, 2020 on a comparative basis.

**Montgomery County, Texas**
**Outstanding Long-Term Debt**

| | Governmental Activities | | Business-Type Activities | | Total | |
|---|---|---|---|---|---|---|
| | FY 2020 | FY 2019 | FY 2020 | FY 2019 | FY 2020 | FY 2019 |
| General obligation bonds | $ 463,775,000 | $ 474,975,000 | $ - | $ - | $ 463,775,000 | $ 474,975,000 |
| Revenue Bonds | - | - | 87,680,000 | 87,680,000 | 87,680,000 | 87,680,000 |
| Certificates of obligation | 45,605,000 | 47,375,000 | - | - | 45,605,000 | 47,375,000 |
| Capital Leases | 10,674,041 | 11,578,902 | - | - | 10,674,041 | 11,578,902 |
| Premiums, net of discounts | 44,196,827 | 48,232,661 | 7,231,952 | 7,510,104 | 51,428,779 | 55,742,765 |
| Compensated absences | 15,389,794 | 14,133,801 | - | - | 15,389,794 | 14,133,801 |
| Property Casualty Obligation | 420,706 | - | - | - | 420,706 | - |
| Medical Obligation | 8,966,454 | 8,800,373 | - | - | 8,966,454 | 8,800,373 |
| Worker's Comp Obligation | 701,773 | 1,108,133 | - | - | 701,773 | 1,108,133 |
| Net Pension Liability | 24,066,035 | 64,534,132 | - | - | 24,066,035 | 64,534,132 |
| OPEB Liability | 253,594,793 | 227,627,578 | - | - | 253,594,793 | 227,627,578 |
| Total | $ 867,390,423 | $ 898,365,580 | $ 94,911,952 | $ 95,190,104 | $ 962,302,375 | $ 993,555,684 |

The County is authorized under Article III, Section 52 of the State Constitution to issue bonds payable from ad valorem taxes for the construction and maintenance of roads. There is no constitutional or statutory limit as to rate on bonds issued pursuant to such constitutional provision. However, the amount of bonds that may be issued is limited to 25% of the assessed valuation of real property in the County. The current debt limitation for the County is $14,589,800,823, which is significantly greater than the County's outstanding debt obligation.

Additional information on Montgomery County's long-term debt can be found in Note 9 beginning on page 67 of this report.

## ECONOMIC FACTORS AND NEXT YEAR'S BUDGET AND RATES

- The unemployment rate for the County is currently 8.2%[2], which is higher than the rate of 3.8% a year ago. This is in line with the State's average unemployment rate of 8.2%[3] and slightly higher than the national average rate of 7.8%[4].
- The estimated debt service obligation increased by $4,554,310 in fiscal year 2021 to $41,509,557.
- In fiscal year 2016, the County began budgeting for various capital improvements through the annual budget process rather than relying on the issuance of debt. To continue this effort, contained within the fiscal year 2021 budget is funding in the amount of $6,200,000 for this endeavor.
- The County created a budget office that is dedicated to the task of building a more fiscally conservative budget while striving to maintain services for the citizenry.
- For FY 2021, the County adopted the effective tax rate of $0.4312/$100 valuation, a rate lower than the "no-new-revenue rate" of $0.4319/$100 in response to continued calls by the citizens for property tax relief.

All of these factors were considered in preparing the Adopted Budget of Montgomery County, Texas for the fiscal year ending September 30, 2020.

[2] The Work Source. http://www.wrksolutions.com/Documents/Employer/LMI/unemploymentrates/LAUSHISTORY.pdf.
[3] The Work Source. http://www.wrksolutions.com/Documents/Employer/LMI/unemploymentrates/LAUSHISTORY.pdf.
[4] U.S. Department of Labor, Bureau of Labor Statistics. http://data.bls.gov/timeseries/LNS14000000.

## REQUESTS FOR INFORMATION

This financial report is designed to provide a general overview of Montgomery County's finances for all those with an interest in the government's finances. Questions concerning any of the information provided in this report or requests for additional financial information should be addressed to the Montgomery County Auditor, P. O. Box 539, Conroe, Texas 77305-0539.

# BASIC FINANCIAL STATEMENTS

**MONTGOMERY COUNTY, TEXAS**
**Statement of Net Position**
**September 30, 2020**

EXHIBIT I

| | Governmental Activities | Business -Type Activities | Total |
|---|---|---|---|
| **ASSETS:** | | | |
| Cash | $ 277,578,707 | $ 35,618,130 | $ 313,196,837 |
| Investments | 144,411,573 | 21,699,878 | 166,111,451 |
| Cash, Restricted for Retainage | 83,666 | - | 83,666 |
| Receivables: | | | |
| Taxes (net) | 7,623,561 | - | 7,623,561 |
| Accounts (net) | 62,617,537 | 803,887 | 63,421,424 |
| Interest | 294,188 | - | 294,188 |
| Internal Balances | 35,179,743 | (35,179,743) | - |
| Due from Other Governments | 11,124,132 | - | 11,124,132 |
| Prepaid Items | 2,068,555 | - | 2,068,555 |
| Capital Assets, net of accumulated depreciation: | | | |
| Land | 130,761,009 | - | 130,761,009 |
| Buildings | 129,506,478 | - | 129,506,478 |
| Improvements | 6,105,943 | - | 6,105,943 |
| Equipment | 50,456,603 | 28,865 | 50,485,468 |
| Infrastructure | 548,679,823 | 75,369,005 | 624,048,828 |
| Construction in Progress | 127,940,768 | - | 127,940,768 |
| Total Assets | 1,534,432,286 | 98,340,022 | 1,632,772,308 |
| **DEFERRED OUTFLOWS OF RESOURCES:** | | | |
| Deferred Outflows from Pensions and OPEB | 59,789,616 | - | 59,789,616 |
| Deferred Charge on Refunding | 9,510,224 | - | 9,510,224 |
| Total Deferred Outflows of Resources | 69,299,840 | - | 69,299,840 |
| **LIABILITIES:** | | | |
| Accounts Payable | 36,964,181 | 213,622 | 37,177,803 |
| Retainage Payable | 83,666 | - | 83,666 |
| Accrued Interest Payable | 2,148,010 | 182,667 | 2,330,677 |
| Due to Other Governments | 2,050 | - | 2,050 |
| Unearned Revenue | 110,670,617 | - | 110,670,617 |
| Noncurrent Liabilities: | | | |
| Due within one year | 42,448,535 | - | 42,448,535 |
| Due in more than one year | 824,941,889 | 94,921,886 | 919,863,775 |
| Total Liabilities | 1,017,258,948 | 95,318,175 | 1,112,577,123 |
| **DEFERRED INFLOWS OF RESOURCES:** | | | |
| Deferred Inflows from Pensions and OPEB | 23,824,186 | - | 23,824,186 |
| Total Deferred Inflows of Resources | 23,824,186 | - | 23,824,186 |
| **NET POSITION:** | | | |
| Net investment in capital assets | 577,556,834 | 3,651,930 | 581,208,764 |
| Restricted for: | | | |
| Capital Projects | 75,951,195 | - | 75,951,195 |
| Grants | 862,252 | - | 862,252 |
| General Government | 5,242,760 | - | 5,242,760 |
| Administration of Justice | 1,858,294 | - | 1,858,294 |
| Public Safety | 5,334,089 | - | 5,334,089 |
| Debt Service | 13,815,367 | - | 13,815,367 |
| General Fund | 2,312,003 | - | 2,312,003 |
| Unrestricted | (120,283,802) | (630,083) | (120,913,885) |
| Total Net Position | $ 562,648,992 | $ 3,021,847 | $ 565,670,839 |

See accompanying notes to the financial statements.

# MONTGOMERY COUNTY, TEXAS
## Statement of Activities
## Year Ended September 30, 2020

EXHIBIT II

| Functions/Programs | Expenses | Program Revenues: Fees, Fines, Forfeitures, and Charges for Services | Program Revenues: Operating Grants and Contributions | Program Revenues: Capital Grants and Contributions | Net (Expense) Revenue and Changes in Net Position – Primary Government: Governmental Activities | Net (Expense) Revenue and Changes in Net Position – Primary Government: Business-Type Activities | Net (Expense) Revenue and Changes in Net Position – Primary Government: Total |
|---|---|---|---|---|---|---|---|
| Primary Government: | | | | | | | |
| Governmental Activities: | | | | | | | |
| Current: | | | | | | | |
| General Government | $ 115,814,541 | $ 53,840,460 | $ 407,805 | $ - | $ (61,566,276) | $ - | $ (61,566,276) |
| Financial Administration | 12,120,208 | 8,109,129 | 7,543 | - | (4,003,536) | - | (4,003,536) |
| Health and Human Services | 91,519,021 | 3,055,498 | 75,423,969 | 5,068,916 | (7,970,638) | - | (7,970,638) |
| Culture and Recreation | 14,238,359 | 1,522,967 | 80,800 | 4,948 | (12,629,644) | - | (12,629,644) |
| Law Enforcement and Corrections | 128,465,299 | 54,321,946 | 4,855,379 | 1,708,593 | (67,579,381) | - | (67,579,381) |
| Legal and Judicial | 32,123,928 | 6,471,109 | 738,190 | - | (24,914,629) | - | (24,914,629) |
| Transportation | 81,487,052 | 10,952,444 | - | 58,730,484 | (11,804,124) | - | (11,804,124) |
| Interest and Fiscal Charges | 16,328,138 | - | - | 271,335 | (16,056,803) | - | (16,056,803) |
| Total Governmental Activities | $ 492,096,546 | $ 138,273,553 | $ 81,513,686 | $ 65,784,276 | (206,525,031) | - | (206,525,031) |
| Business-type activities: | | | | | | | |
| Toll Road | $ 52,005,679 | $ 5,097,422 | $ - | $ - | - | (46,908,257) | (46,908,257) |
| Total business-type activities | $ 52,005,679 | $ 5,097,422 | $ - | $ - | - | (46,908,257) | (46,908,257) |
| General Revenues: | | | | | | | |
| Property Taxes | | | | | 254,870,342 | - | 254,870,342 |
| Other Taxes | | | | | 1,209,281 | - | 1,209,281 |
| Mixed Beverage Taxes | | | | | 1,532,241 | - | 1,532,241 |
| Bingo Taxes | | | | | 98,890 | - | 98,890 |
| Vehicle Weight Tax | | | | | 402,977 | - | 402,977 |
| Investment Earnings | | | | | 6,328,584 | 305,192 | 6,633,776 |
| Gain on Sale of Capital Assets | | | | | 716,538 | - | 716,538 |
| Miscellaneous | | | | | - | 24,500 | 24,500 |
| Transfers | | | | | (7,784,462) | 7,784,462 | - |
| Total General Revenues and Transfers | | | | | 257,374,391 | 8,114,154 | 265,488,545 |
| Change in Net Position | | | | | 50,849,360 | (38,794,103) | 12,055,257 |
| Net Position - Beginning | | | | | 511,767,753 | 38,604,031 | 550,371,784 |
| Prior Period Adjustment | | | | | 31,879 | 3,211,919 | 3,243,798 |
| Net Position - Beginning, as Restated | | | | | 511,799,632 | 41,815,950 | 553,615,582 |
| Net Position - Ending | | | | | $ 562,648,992 | $ 3,021,847 | $ 565,670,839 |

See accompanying notes to the financial statements.

**MONTGOMERY COUNTY, TEXAS**
**Balance Sheet**
**Governmental Funds**
**September 30, 2020**

| | General | Road and Bridge | Debt Service |
|---|---|---|---|
| **ASSETS:** | | | |
| Cash | $ 148,944,326 | $ 13,438,194 | $ 9,203,380 |
| Investments | 108,499,866 | 14,045,552 | 623,093 |
| Cash, Restricted for Retainage | - | - | - |
| Receivables: | | | |
| Taxes (net) | 5,670,965 | 827,732 | 1,124,864 |
| Accounts (net) | 5,938,094 | 3,148 | 203,290 |
| Interest | 294,188 | - | - |
| Due from Other Funds | 35,179,743 | - | 4,641,236 |
| Due from Other Governments | 11,016,656 | - | - |
| Prepaid Items | 536,501 | - | - |
| **TOTAL ASSETS** | $ 316,080,339 | $ 28,314,626 | $ 15,795,863 |
| **LIABILITIES:** | | | |
| Accounts Payable | $ 30,700,352 | $ 532,023 | $ - |
| Retainage Payable | - | - | - |
| Due to Other Funds | 41,478,939 | 10,478,049 | - |
| Due to Other Governments | 2,050 | - | - |
| Unearned Revenue | 54,197,617 | - | - |
| Total liabilities | 126,378,958 | 11,010,072 | - |
| **DEFERRED INFLOWS OF RESOURCES:** | | | |
| Unavailable Revenue: Property Taxes | 5,544,249 | 842,238 | 1,079,340 |
| Unavailable Revenue: Grant Funds | - | - | - |
| Total Deferred Inflows of Resources | 5,544,249 | 842,238 | 1,079,340 |
| **FUND BALANCES:** | | | |
| Nonspendable | 536,501 | - | - |
| Restricted | 2,312,003 | - | 14,716,523 |
| Committed | 43,995,330 | 2,212,551 | - |
| Assigned | 85,000,000 | 14,249,765 | - |
| Unassigned | 52,313,298 | - | - |
| Total Fund Balances | 184,157,132 | 16,462,316 | 14,716,523 |
| **TOTAL LIABILITIES, DEFERRED INFLOWS OF RESOURCES AND FUND BALANCES** | $ 316,080,339 | $ 28,314,626 | $ 15,795,863 |

See accompanying notes to the financial statements.

EXHIBIT III

| Grants | Pass Through Toll Projects | Road Bonds Series 2018B | Other Governmental Funds | Total Governmental Funds |
|---|---|---|---|---|
| $ 916,987 | $ - | $ 69,804,072 | $ 33,053,699 | $ 275,360,658 |
| 692,280 | - | - | 20,550,782 | 144,411,573 |
| 83,666 | | - | - | 83,666 |
| - | - | - | - | 7,623,561 |
| - | 56,473,000 | - | 5 | 62,617,537 |
| - | - | | - | 294,188 |
| 5,318,997 | 10,673,953 | - | 26,278,987 | 82,092,916 |
| 107,476 | - | - | - | 11,124,132 |
| 862,252 | - | - | - | 1,398,753 |
| $ 7,981,658 | $ 67,146,953 | $ 69,804,072 | $ 79,883,473 | $ 585,006,984 |
| $ 27,634 | $ - | $ - | $ 51,235 | $ 31,311,244 |
| 83,666 | - | - | - | 83,666 |
| - | - | 1,447,170 | 9,163,236 | 62,567,394 |
| - | - | - | - | 2,050 |
| - | 56,473,000 | - | - | 110,670,617 |
| 111,300 | 56,473,000 | 1,447,170 | 9,214,471 | 204,634,971 |
| - | - | - | - | 7,465,827 |
| 137,642 | - | - | - | 137,642 |
| 137,642 | - | - | - | 7,603,469 |
| 862,252 | - | - | - | 1,398,753 |
| 6,870,464 | 10,673,953 | 68,356,902 | 49,036,648 | 151,966,493 |
| - | - | - | 21,805,273 | 68,013,154 |
| - | - | - | - | 99,249,765 |
| - | - | - | (172,919) | 52,140,379 |
| 7,732,716 | 10,673,953 | 68,356,902 | 70,669,002 | 372,768,544 |
| $ 7,844,016 | $ 67,146,953 | $ 69,804,072 | $ 79,883,473 | $ 585,006,984 |

MONTGOMERY COUNTY

*Birthplace of the*

Lone Star Flag

**MONTGOMERY COUNTY, TEXAS**
**Reconciliation of the Balance Sheet of the Governmental Funds**
**to the Statement of Net Position**
**September 30, 2020**

| | | |
|---|---|---|
| Total fund balances - governmental funds (page 35) | | $ 372,768,544 |
| Amounts reported for governmental activities in the statement of net position are different because: | | |
| Capital assets used in governmental activities are not financial resources and therefore, are not reported in the funds. These capital assets (net of accumulated depreciation) consist of: | | |
| Land | $ 130,761,009 | |
| Buildings | 129,506,478 | |
| Improvements | 6,105,943 | |
| Equipment | 50,456,603 | |
| Infrastructure | 548,679,823 | |
| Construction in Progress | 127,940,768 | |
| Total Capital Assets, Net | | 993,450,624 |
| Some of the County's assets are not available to pay for the current-period expenditures and, therefore are reported as unavailable revenue in the funds | | 7,603,469 |
| Internal Service Funds are used by management to charge the costs of certain activities to individual funds. The assets and liabilities of internal service funds are included in governmental activities in the statement of net position. This is net of assets and liablities, excluding capital assets. | | 2,800,202 |
| Some liabilities are not due and payable in the current period and therefore are not reported in the funds. Those liabilities consist of: | | |
| Accrued Interest payable | $ (2,148,010) | |
| Bonds and capital leases payable, net | (564,250,869) | |
| OPEB Liability | (253,594,793) | |
| Deferred charge on refunding | 9,510,224 | |
| Deferred amounts for pensions and OPEB | 35,965,430 | |
| Net Pension Liability | (24,066,035) | |
| Compensated absences | (15,389,794) | |
| Total future period liabilities | | (813,973,847) |
| Net position of governmental activities | | $ 562,648,992 |

See accompanying notes to the financial statements.

**MONTGOMERY COUNTY, TEXAS**
**Statement of Revenues, Expenditures, and Changes in Fund Balances**
**Governmental Funds**
**Year Ended September 30, 2020**

| | General | Road and Bridge | Debt Service |
|---|---|---|---|
| **REVENUES:** | | | |
| Taxes | $ 189,151,990 | $ 28,202,424 | $ 37,518,917 |
| Fees and Charges for Services | 21,790,383 | 1,881,185 | - |
| Intergovernmental | 4,046,392 | 253,930 | 403,638 |
| Licenses and Permits | 2,194,858 | 5,817,336 | - |
| Contract Reimbursements | 24,072,265 | 881,828 | - |
| Inmate Housing | - | - | - |
| Investment Earnings | 3,006,735 | 237,667 | 193,732 |
| Fines and Forfeitures | 438,900 | 1,706,190 | - |
| Commissions | 99,476 | - | - |
| Miscellaneous | 1,273,622 | 361,643 | - |
| **TOTAL REVENUES** | 246,074,621 | 39,342,203 | 38,116,287 |
| **EXPENDITURES:** | | | |
| Current: | | | |
| General Government | 44,066,618 | - | - |
| Financial Administration | 11,105,581 | - | - |
| Health and Human Services | 10,406,092 | 1,364,369 | - |
| Culture and Recreation | 11,072,244 | 2,275,643 | - |
| Law Enforcement and Corrections | 96,752,138 | 40,310 | - |
| Legal and Judicial | 27,484,002 | - | - |
| Transportation | 889,242 | 34,614,569 | - |
| Capital Projects | - | - | - |
| Debt Service: | | | |
| Principal Retirement | - | - | 12,970,000 |
| Interest and Fiscal Charges | - | - | 23,975,029 |
| **TOTAL EXPENDITURES** | 201,775,917 | 38,294,891 | 36,945,029 |
| Excess (Deficiency) Revenues Over Expenditures | 44,298,704 | 1,047,312 | 1,171,258 |
| **OTHER FINANCING SOURCES/(USES):** | | | |
| Transfers In | 726,613 | - | 837,256 |
| Transfers Out | (8,751,073) | - | - |
| Capital Lease Financing | 1,665,337 | - | - |
| **TOTAL OTHER FINANCING SOURCES/(USES)** | (6,359,123) | - | 837,256 |
| Net Change in Fund Balances | 37,939,581 | 1,047,312 | 2,008,514 |
| Fund Balances at Beginning of Year | 142,889,911 | 15,573,310 | 12,708,009 |
| Prior Period Adjustment | 3,327,640 | (158,306) | - |
| Fund Balances at Beginning of Year- as restated | 146,217,551 | 15,415,004 | 12,708,009 |
| **FUND BALANCES AT END OF YEAR** | $ 184,157,132 | $ 16,462,316 | $ 14,716,523 |

See accompanying notes to the financial statements.

EXHIBIT IV

| Grants | Pass Through Toll Projects | Road Bonds Series 2018B | Other Governmental Funds | Total Governmental Funds |
|---|---|---|---|---|
| $ - | $ - | $ - | $ - | $ 254,873,331 |
| 7,832 | - | - | 4,114,165 | 27,793,565 |
| 87,886,234 | - | - | 648,889 | 93,239,083 |
| - | - | - | - | 8,012,194 |
| 9,996 | - | - | - | 24,964,089 |
| - | - | - | 25,302,982 | 25,302,982 |
| 273,727 | - | 1,046,982 | 1,569,743 | 6,328,586 |
| - | - | - | 1,084,209 | 3,229,299 |
| - | - | - | - | 99,476 |
| 1,130,022 | - | - | 745,767 | 3,511,054 |
| 89,307,811 | - | 1,046,982 | 33,465,755 | 447,353,659 |
| | | | | |
| - | - | - | 2,785,422 | 46,852,040 |
| 7,543 | - | - | - | 11,113,124 |
| 79,773,003 | - | - | - | 91,543,464 |
| 62,010 | - | - | - | 13,409,897 |
| 6,670,263 | - | - | 29,139,349 | 132,602,060 |
| 228,215 | - | - | 574,151 | 28,286,368 |
| 989,831 | - | - | - | 36,493,642 |
| - | - | 15,972,783 | 37,887,863 | 53,860,646 |
| - | - | - | - | 12,970,000 |
| - | - | - | - | 23,975,029 |
| 87,730,865 | - | 15,972,783 | 70,386,785 | 451,106,270 |
| 1,576,946 | - | (14,925,801) | (36,921,030) | (3,752,611) |
| - | - | - | 240,000 | 1,803,869 |
| (626,612) | - | - | (210,644) | (9,588,329) |
| - | - | - | - | 1,665,337 |
| (626,612) | - | - | 29,356 | (6,119,123) |
| 950,334 | - | (14,925,801) | (36,891,674) | (9,871,734) |
| 5,895,932 | 10,673,953 | 83,282,703 | 111,584,581 | 382,608,399 |
| 886,450 | - | - | (4,023,905) | 31,879 |
| 6,782,382 | 10,673,953 | 83,282,703 | 107,560,676 | 382,640,278 |
| $ 7,732,716 | $ 10,673,953 | $ 68,356,902 | $ 70,669,002 | $ 372,768,544 |

MONTGOMERY COUNTY

*Birthplace of the*

Lone Star Flag

**MONTGOMERY COUNTY, TEXAS**
**Reconciliation of the Statement of Revenues, Expenditures, and Changes in Fund Balances of the Governmental Funds to the Statement of Activities**
**Year Ended September 30, 2020**

| | | |
|---|---|---|
| Amounts reported for governmental activities in the statement of activities (page 33) are different because: | | |
| Net change in fund balances - total governmental funds (page 39) | | $ (9,871,734) |
| Governmental funds report capital outlays as expenditures. However, in the statement of activities the cost of those assets is allocated over their estimated useful lives and reported as depreciation expense. This is the amount by which capital outlays exceeded depreciation in the current period. | | 16,605,287 |
| The net effect of various miscellaneous transactions involving capital assets. | | 57,824,873 |
| Revenues in the statement of activities that do not provide current financial resources are not reported as revenues in the funds. | | 829,869 |
| The issuance of long-term debt (e.g., bonds, leases) provides current financial resources to governmental funds, while the repayment of the principal of long-term debt consumes the current financial resources of governmental funds. Neither transaction, however, has any effect on net position. Also, governmental funds report the effect of issuance costs, premiums, discounts, and similar items when debt is first issued, whereas these amounts are deferred and amortized in the statement of activities. This amount is the net effect of these differences in the treatment of long-term debt and related items. | | 13,874,861 |
| Internal Service Funds are used by management to charge the costs of certain activities to individual funds. The net revenues over expenditures of the internal service funds is reported with the governmental activities. | | (9,311,046) |
| Some expenses reported in the statement of activities do not require the use of current financial resources and, therefore, are not reported as expenditures in governmental funds. | | |
| The changes in these expenditures are as follows: | | |
| Compensated absences | $ (1,255,994) | |
| Bond interest owed but not yet paid | (431,483) | |
| Amortization of deferred amounts | 2,751,116 | |
| Net Pension Liability and Deferred Amounts Related to Pension | (1,778,621) | |
| OPEB Liability and Deferred Amounts Related to OPEB | (18,387,768) | |
| | | (19,102,750) |
| Change in net position of governmental activities | | $ 50,849,360 |

See accompanying notes to the financial statements.

**MONTGOMERY COUNTY, TEXAS**
**Statement of Revenues, Expenditures, and Changes in Fund Balances**
**Budget (GAAP Basis) and Actual**
**General Fund**
**Year Ended September 30, 2020**



| | General Fund | | | |
|---|---|---|---|---|
| | Original Budget | Final Budget | Actual | Variance with Final Budget |
| **REVENUES:** | | | | |
| Taxes | $191,458,202 | $ 191,458,212 | $ 189,151,990 | $ (2,306,222) |
| Fees | 21,227,372 | 21,799,331 | 21,790,383 | (8,948) |
| Intergovernmental | 3,895,000 | 4,964,409 | 4,046,392 | (918,017) |
| Licenses and Permits | 2,104,000 | 2,104,000 | 2,194,858 | 90,858 |
| Contract Reimbursements | 19,664,106 | 21,448,091 | 24,072,265 | 2,624,174 |
| Investment Earnings | 1,016,786 | 1,016,786 | 3,006,735 | 1,989,949 |
| Fines and Forfeitures | 740,000 | 740,000 | 438,900 | (301,100) |
| Commissions | 6,000 | 95,410 | 99,476 | 4,066 |
| Miscellaneous | 372,625 | 800,258 | 1,273,622 | 473,364 |
| **TOTAL REVENUES** | 240,484,091 | 244,426,497 | 246,074,621 | 1,648,124 |
| **EXPENDITURES:** | | | | |
| Current: | | | | |
| General Government | 43,950,692 | 44,108,418 | 44,066,618 | 41,800 |
| Financial Administration | 12,094,594 | 12,254,803 | 11,105,581 | 1,149,222 |
| Health and Human Services | 11,251,213 | 11,435,537 | 10,406,092 | 1,029,445 |
| Culture and Recreation | 10,958,471 | 11,712,274 | 11,072,244 | 640,030 |
| Law Enforcement and Corrections | 130,761,911 | 146,324,254 | 96,752,138 | 49,572,116 |
| Legal and Judicial | 28,539,633 | 29,541,790 | 27,484,002 | 2,057,788 |
| Transportation | 922,767 | 945,030 | 889,242 | 55,788 |
| **TOTAL EXPENDITURES** | 238,479,281 | 256,322,106 | 201,775,917 | 54,546,189 |
| Excess (Deficiency) Revenues Over Expenditures | 2,004,810 | (11,895,609) | 44,298,704 | 56,194,313 |
| **OTHER FINANCING SOURCES/ (USES):** | | | | |
| Transfers In | - | 2,698,017 | 726,613 | (1,971,404) |
| Transfers Out | - | (4,115,852) | (8,751,073) | (4,635,221) |
| Capital Lease Financing | - | 5,550,755 | 1,665,337 | (3,885,418) |
| **TOTAL OTHER FINANCING SOURCES/(USES)** | - | 4,132,920 | (6,359,123) | (10,492,043) |
| Net Change in Fund Balances | 2,004,810 | (7,762,689) | 37,939,581 | 45,702,270 |
| Fund Balances at Beginning of Year | 142,889,911 | 142,889,911 | 142,889,911 | - |
| Prior Period Adjustment | 3,327,640 | 3,327,640 | 3,327,640 | - |
| Fund Balances at Beginning of Year- as restated | 146,217,551 | 146,217,551 | 146,217,551 | - |
| **FUND BALANCES AT END OF YEAR** | $148,222,361 | $ 138,454,862 | $ 184,157,132 | $ 45,702,270 |

See accompanying notes to the financial statements.

**MONTGOMERY COUNTY, TEXAS**
**Statement of Revenues, Expenditures, and Changes in Fund Balances**
**Budget (GAAP Basis) and Actual**
**Road and Bridge Fund**
**Year Ended September 30, 2020**



| | Road and Bridge Fund | | | |
|---|---|---|---|---|
| | Original Budget | Final Budget | Actual | Variance with Final Budget |
| **REVENUES:** | | | | |
| Taxes | $ 28,586,370 | $ 28,586,370 | $ 28,202,424 | $ (383,946) |
| Fees and Charges for Services | - | 1,176,331 | 1,881,185 | 704,854 |
| Intergovernmental | 135,000 | 135,000 | 253,930 | 118,930 |
| Licenses and Permits | 6,900,000 | 5,800,000 | 5,817,336 | 17,336 |
| Contract Reimbursements | - | 268,816 | 881,828 | 613,012 |
| Investment Earnings | 160,000 | 160,000 | 237,667 | 77,667 |
| Fines and Forfeitures | 1,900,000 | 1,900,000 | 1,706,190 | (193,810) |
| Miscellaneous | - | 338,972 | 361,643 | 22,671 |
| **TOTAL REVENUES** | 37,681,370 | 38,365,489 | 39,342,203 | 976,714 |
| **EXPENDITURES:** | | | | |
| Current: | | | | |
| Health and Human Services | 1,198,208 | 1,447,704 | 1,364,369 | 83,335 |
| Culture and Recreation | 2,301,017 | 2,736,249 | 2,275,643 | 460,606 |
| Law Enforcement and Corrections | - | 40,310 | 40,310 | - |
| Transportation | 34,182,145 | 41,552,200 | 34,614,569 | 6,937,631 |
| **TOTAL EXPENDITURES** | 37,681,370 | 45,776,463 | 38,294,891 | 7,481,572 |
| Excess (Deficiency) Revenues Over Expenditures | - | (7,410,974) | 1,047,312 | 8,458,286 |
| **OTHER FINANCING SOURCES/ (USES):** | | | | |
| Transfers In | - | 407,111 | - | (407,111) |
| Transfers Out | - | (2,146,239) | - | 2,146,239 |
| **TOTAL OTHER FINANCING SOURCES/(USES)** | - | (1,739,128) | - | 1,739,128 |
| Net Change in Fund Balances | - | (9,150,102) | 1,047,312 | 10,197,414 |
| Fund Balances at Beginning of Year | 15,573,310 | 15,573,310 | 15,573,310 | - |
| Prior Period Adjustment | (158,306) | (158,306) | (158,306) | - |
| Fund Balances at Beginning of Year- as restated | 15,415,004 | 15,415,004 | 15,415,004 | - |
| **FUND BALANCES AT END OF YEAR** | $ 15,415,004 | $ 6,264,902 | $ 16,462,316 | $ 10,197,414 |

See accompanying notes to the financial statements.

MONTGOMERY COUNTY
Birthplace
of the
Lone Star Flag

**MONTGOMERY COUNTY, TEXAS**
**Statement of Revenues, Expenditures, and Changes in Fund Balances**
**Budget (GAAP Basis) and Actual**
**Grants Fund**
**Year Ended September 30, 2020**



| | Grants Fund | | | |
|---|---|---|---|---|
| | Original Budget | Final Budget | Actual | Variance with Final Budget |
| **REVENUES:** | | | | |
| Fees | $ - | $ - | $ 7,832 | $ 7,832 |
| Intergovernmental | 20,388,439 | 174,548,575 | 87,886,234 | (86,662,341) |
| Contract Reimbursements | - | 10,000 | 9,996 | (4) |
| Investment Earnings | - | 151,292 | 273,727 | 122,435 |
| Miscellaneous | - | - | 1,130,022 | 1,130,022 |
| **TOTAL REVENUES** | 20,388,439 | 174,709,867 | 89,307,811 | (85,402,056) |
| **EXPENDITURES:** | | | | |
| Current: | | | | |
| Financial Administration | - | - | 7,543 | (7,543) |
| Health and Human Services | 18,649,942 | 151,601,650 | 79,773,003 | 71,828,647 |
| Culture and Recreation | - | 58,221 | 62,010 | (3,789) |
| Law Enforcement and Corrections | - | 19,447,267 | 6,670,263 | 12,777,004 |
| Legal and Judicial | - | 480,892 | 228,215 | 252,677 |
| Transportation | 50,000 | 10,090,201 | 989,831 | 9,100,370 |
| **TOTAL EXPENDITURES** | 18,699,942 | 181,678,231 | 87,730,865 | 93,947,366 |
| Excess (Deficiency) Revenues Over Expenditures | 1,688,497 | (6,968,364) | 1,576,946 | 8,545,310 |
| **OTHER FINANCING SOURCES/ (USES):** | | | | |
| Transfers In | - | 171,229 | - | (171,229) |
| Transfers Out | - | (5,779) | (626,612) | (620,833) |
| **TOTAL OTHER FINANCING SOURCES/(USES)** | - | 165,450 | (626,612) | (792,062) |
| Net Change in Fund Balances | 1,688,497 | (6,802,914) | 950,334 | 7,753,248 |
| Fund Balances at Beginning of Year | 5,895,932 | 5,895,932 | 5,895,932 | - |
| Prior Period Adjustment | 886,450 | 886,450 | 886,450 | - |
| Fund Balances at Beginning of Year- as restated | 6,782,382 | 6,782,382 | 6,782,382 | - |
| **FUND BALANCES AT END OF YEAR** | $ 8,470,879 | $ (20,532) | $ 7,732,716 | $ 7,753,248 |

See accompanying notes to the financial statements.

**MONTGOMERY COUNTY, TEXAS**
**Statement of Net Position**
**Proprietary Funds**
**September 30, 2020**

EXHIBIT VI

| | Enterprise Fund | |
|---|---|---|
| | Toll Road Authority | Internal Service Funds |
| **ASSETS:** | | |
| Current Assets: | | |
| Cash and cash equivalents | $ 35,618,130 | $ 2,218,049 |
| Prepaid Items | - | 669,802 |
| Investments | 21,699,878 | - |
| Accounts Receivable | 803,887 | - |
| Due from other funds | - | 15,654,221 |
| Total Current Assets | 58,121,895 | 18,542,072 |
| Capital Assets (net of accumulated depreciation): | | |
| Buildings | - | 737,548 |
| Equipment | 28,865 | 60,606 |
| Infrastructure | 75,369,005 | - |
| Total Capital Assets | 75,397,870 | 798,154 |
| Total Assets | 133,519,765 | 19,340,226 |
| **LIABILITIES:** | | |
| Current Liabilities: | | |
| Accounts Payable | 213,622 | 5,652,937 |
| Accrued interest payable | 182,667 | - |
| Claims payable | - | 10,088,933 |
| Due to other funds | 35,179,743 | - |
| Total Current Liabilities | 35,576,032 | 15,741,870 |
| Noncurrent Liabilities: | | |
| Due in More than One Year | 94,921,886 | - |
| Total Noncurrent Liabilities | 94,921,886 | - |
| Total Liabilities | 130,497,918 | 15,741,870 |
| **NET POSITION:** | | |
| Net investment in capital assets | 3,651,930 | 798,154 |
| Unrestricted | (630,083) | 2,800,202 |
| Total Net Position | $ 3,021,847 | $ 3,598,356 |

See accompanying notes to the financial statements.

**MONTGOMERY COUNTY, TEXAS**
**Statement of Revenues, Expenses, and Changes in Net Position**
**Proprietary Funds**
**Year Ended September 30, 2020**

EXHIBIT VII

| | Enterprise Fund | |
|---|---|---|
| | Toll Road Authority | Internal Service Funds |
| **OPERATING REVENUES:** | | |
| Fees and Charges for Service | $ 5,097,422 | $ 44,718,963 |
| Miscellaneous | - | 3,000 |
| Total Operating Revenues | 5,097,422 | 44,721,963 |
| **OPERATING EXPENSES:** | | |
| Operations | 808,473 | 53,621,890 |
| Capital | - | 119,833 |
| Miscellaneous | - | 261,219 |
| Depreciation and Amortization | 4,027,446 | 30,067 |
| Total Operating Expenses | 4,835,919 | 54,033,009 |
| Operating Income (Loss) | 261,503 | (9,311,046) |
| **NON-OPERATING REVENUES:** | | |
| Investment Earnings | 305,192 | - |
| Miscellaneous | 24,500 | - |
| Interest and fiscal charges | (4,115,781) | - |
| Loss of disposal of capital assets | (43,053,979) | - |
| Total Non-Operating Revenues | (46,840,068) | - |
| Loss before capital contributions and transfers | (46,578,565) | (9,311,046) |
| Transfer In | 7,784,462 | - |
| Change in Net Position | (38,794,103) | (9,311,046) |
| Total net position - beginning | 38,604,031 | 12,909,402 |
| Prior Period Adjustment | 3,211,919 | - |
| Total net position - beginning, as restated | 41,815,950 | 12,909,402 |
| Total net position - ending | $ 3,021,847 | $ 3,598,356 |

See accompanying notes to the financial statements.

**MONTGOMERY COUNTY, TEXAS**
**Statement of Cash Flows**
**Proprietary Funds**
**Year Ended September 30, 2020**

EXHIBIT VIII

| | Enterprise Fund | |
|---|---|---|
| | Toll Road Authority | Internal Service Funds |
| Cash flows from operating activities: | | |
| Receipts from customers | $ 4,302,957 | $ 44,718,963 |
| Miscellaneous receipts | 24,500 | 3,000 |
| Payments to vendors | (5,614,962) | - |
| Benefits Paid | - | (45,493,720) |
| Net cash used in operating activities | (1,287,505) | (771,757) |
| Cash flows from noncapital financing activities: | | |
| Internal receips from other funds | 1,410,508 | - |
| Transfer to other funds | - | 21,255 |
| Net cash provided by noncapital financing activities | 1,410,508 | 21,255 |
| Cash flows from capital and related financing activities: | | |
| Capital contributions | - | - |
| Purchase of capital assets | (29,156,088) | - |
| Interest paid on capital debt | (4,383,999) | - |
| Transfers from primary government | 7,784,462 | - |
| Net cash used in capital financing activities | (25,755,625) | - |
| Cash flows from investing activities: | | |
| Purchase of investments | 31,844,576 | - |
| Interest received | 305,192 | - |
| Net cash provided by investing activities | 32,149,768 | - |
| Net increase (decrease) in cash and cash equivalents | 6,517,146 | (750,502) |
| Cash and cash equivalents - beginning | 29,100,984 | 2,968,551 |
| Cash and cash equivalents - ending | $ 35,618,130 | $ 2,218,049 |
| Reconciliation of operating income (loss) to net cash used in operating activities: | | |
| Operating income (loss) | $ 261,503 | $ (9,311,046) |
| Adjustments to reconcile operating income (loss) to net cash provided by operating activities: | | |
| (Increase) decrease in due from other funds | - | (42,551) |
| Depreciation expense and amortization | 4,027,446 | 30,067 |
| (Increase) decrease in prepaid item | - | (99,365) |
| (Increase) decrease in accounts receivable | (794,465) | 288,159 |
| (Increase) dcrease in intergovernmental receivable | - | 4,534,557 |
| Increase (decrease) in accounts payable | (4,806,489) | 3,662,553 |
| Increase (decrease) in claims payable | - | 165,869 |
| Miscellaneous Receipts | 24,500 | - |
| Total adjustments | (1,549,008) | 8,539,289 |
| Net cash used in operating activities | $ (1,287,505) | $ (771,757) |

See accompanying notes to the financial statements.

**MONTGOMERY COUNTY, TEXAS**
**Statement of Assets and Liabilities**
**Fiduciary Funds**
**As of September 30, 2020**

EXHIBIT IX

| | Agency Funds |
|---|---|
| **ASSETS:** | |
| Cash | $ 21,409,112 |
| Accounts Receivable | 24,749 |
| **TOTAL ASSETS** | $ 21,433,861 |
| **LIABILITIES:** | |
| Due to Others | $ 21,433,861 |
| **TOTAL LIABILITIES** | $ 21,433,861 |

See accompanying notes to the financial statements.

MONTGOMERY COUNTY
Birthplace
of the
Lone Star Flag

## NOTE 1- SUMMARY OF SIGNIFICANT ACCOUNTING POLICIES:

The financial statements of Montgomery County, Texas have been prepared in conformity with Generally Accepted Accounting Principles (GAAP) as applied to local government units in the United States of America. The Governmental Accounting Standards Board (GASB) is the accepted standard-setting body for establishing governmental accounting and financial reporting principles. Following is a summary of the more significant policies.

A) REPORTING ENTITY:

Montgomery County, Texas (the County) was created in 1837. The County is a political subdivision of the State of Texas. The Commissioners' Court, composed of the County Judge and four Commissioners, governs the County. The following services are provided for the citizens: public safety, road and bridge construction and maintenance, health and social services, culture and recreation, public improvements, environmental protection, and administrative services.

Per GASB codification, the discussion that follows sets forth the guidelines for an entity's inclusion in the County's financial statements.

The definition of the reporting entity is based primarily on the notion of **financial accountability.** The elected officials governing Montgomery County are accountable to their constituents for their public policy decisions, regardless of whether those decisions are carried out directly through the operations of the County or by their appointees through the operations of a separate entity. Therefore, the County is not only financially accountable for the organizations that make up its legal entity, it is also financially accountable for legally separate organizations if its officials appoint a voting majority of an organization's governing body and either, it is able to impose its will on that organization or, there is a potential for the organization to provide specific financial benefits to, or to impose specific financial burdens on, the County.

Depending upon the significance of the County's financial and operational relationships with various separate entities, the organizations are classified as blended or discrete component units, related organizations, joint ventures, or jointly governed organizations, and the financial disclosure is treated accordingly.

**Blended Component Units -** Legally separate entities that either a) have substantially the same governing body as the governing body of the primary government or b) provide services entirely, or almost entirely, to the primary government must be reported in the financial statements of the primary government as blended component units.

**Montgomery County Toll Road Authority:**

The Montgomery County Toll Road Authority was created by the Commissioners' Court of the County in August 2006. The Toll Road Authority serves all citizens of the County and is governed by the members of Commissioners' Court and is funded by a combination of debt proceeds and toll revenue. The Toll Road Authority was incorporated under the provisions of Texas Transportation Code Act, Chapter 431 with the purpose to aid in the planning, design, improvement and financing of transportation projects throughout Montgomery County. The Authority is reported as an enterprise fund and does issue separate financial statements, which are available at on the County's website.

**Related Organizations -** Where the Commissioners' Court is responsible for appointing a majority of the members of a board of another organization, but the County's accountability does not extend beyond making such appointments, disclosure is made in the form of the relation between the County and such organization.

**Montgomery County Emergency Service Districts No. 1-14:**
The emergency service districts are organized under the statutes of the State of Texas as political subdivisions of the State to provide protection from fire for life and property. Commissioners' Court appoints a five-member board for each district, and must approve the issuance of any long-term debt for each. Individual boards retain authority to levy taxes and approve or modify annual appropriation budgets. Inasmuch as each district is required by state law to have audited financial statements prepared, and because the exercise of authority by Commissioners' Court is of a compliant nature rather than substantive, these entities are not included in the County's financial statements.

**Montgomery County Housing Authority:**
The Montgomery County Housing Authority is organized as a public corporation pursuant to Chapter 392 of the Statutes of the State of Texas, Local Government Code. Its stated mission is the development, acquisition, leasing and administration of federally assisted housing programs under the direction of the U.S. Department of Housing and Urban Development. Commissioners' Court appoints a five-member board for the corporation, but may not remove a member at-will. There is also no financial interdependence between the corporation and the County. The corporation issues a separate financial report, which may be obtained from its offices at 521 N. Thompson Street, Conroe, Texas, 77301.

B) IMPLEMENTATION OF NEW STANDARD:
In the current year, the County implemented the following new standards:

GASB Statement No. 88, *Certain Disclosures Related to Debt, including Direct Borrowings and Direct Placements,* will improve the information that is disclosed in notes to government financial statements related to debt, including direct borrowings and direct placements.

C) FINANCIAL STATEMENT PRESENTATION, MEASUREMENT FOCUS AND BASIS OF ACCOUNTING:

**Government-wide Statements**
Government-wide financial statements consist of the Statement of Net Position and the Statement of Activities. These statements report information on all of the non-fiduciary activities of the primary government and its blended component unit. The effect of inter-fund transfers has been removed from these statements, but continues to be reflected on the fund statements. Governmental activities are supported mainly by taxes and intergovernmental revenues.

The Statement of Activities demonstrates the degree to which the direct expenses of a given function are offset by program revenues. Direct expenses are those that are clearly identifiable with a specific function. Program revenues include 1) charges to customers or applicants who purchase, use or directly benefit from goods, services or privileges provided by a given function, and 2) grants and contributions that are restricted to meeting the operational or capital requirements of a particular function. Taxes and other items not properly included in program revenues are reported as general revenues.

The government-wide financial statements are reported using the economic resources measurement focus and the accrual basis of accounting. Revenues are recorded when earned and expenses are recorded when a liability is incurred, regardless of the timing of related cash flows. Property taxes are recognized as revenues in the year for which they are levied. Major revenue types, which have been accrued, are district and county clerk fees, justice of the peace fines, revenue from investments, intergovernmental revenue and charges for services. Grants are recognized as revenue when all applicable eligibility requirements are met.

**Fund-level Statements**

Separate fund financial statements are provided for governmental funds, proprietary funds and fiduciary funds even though the latter are excluded from the government-wide financial statements. Major individual governmental funds are reported in separate columns in the fund financial statements. Non-major funds are aggregated into a single column in the fund financial statements. Detailed statements for non-major funds are presented within the Combining and Individual Fund Statements and Schedules.

**Governmental fund level financial statements** are reported using current financial resources measurement focus and the modified accrual basis of accounting. Revenues are recognized as soon as they are both measurable and available. Revenues are considered available when they are collectible within the current period or soon enough thereafter to pay liabilities of the current period. Measurable and available revenues include revenues expected to be received within 60 days after the fiscal year ends. Property taxes levied prior to September 30 that were due October 1 have been assessed to finance the budget of the fiscal year ending September 30, 2020. Property taxes and interest earned as of September 30 and received within 60 days of year end are accrued as income in the current period. Expenditures generally are recorded when a liability is incurred; however, debt service expenditures, claims and judgments, and compensated absences are recorded only when payment is made.

**Proprietary fund level financial statements** include funds which are classified into enterprise and internal service funds. The County has both enterprise and internal service funds. The County's internal service funds are used to accumulate and allocate costs internally among the various functions. Montgomery County's internal service funds predominantly benefit governmental rather than business-type functions; therefore they have been included within governmental activities in the government-wide financial statements. The County's enterprise fund is used to account for the costs of the Montgomery County Toll Road Authority.

Proprietary funds are accounted for using the economic resources measurement focus and the accrual basis of accounting. All assets and liabilities are included on the Statement of Net Position. The Statement of Revenues, Expenses and Changes in Net Position reports increases and decreases in total net position. Under the accrual basis of accounting, revenues are recognized in the period in which they are earned while expenses are recognized in the period in which the liability is incurred.

Operating revenues in the proprietary funds are those revenues that are generated from the primary operations of the fund. All other revenues are reported as non-operating revenues. Operating expenses are those expenses that are essential to the primary operations of the fund. All other expenses are reported as non-operating expenses.

**Fiduciary fund level financial statements** include fiduciary funds which are classified into trust and agency funds and use the accrual basis of accounting. The County has only agency funds which are used to account for assets held by the County as an agent for individuals, private organizations, and other governments. Agency funds do not involve a formal trust agreement. Agency funds are custodial in nature (assets equal liabilities) and do not involve measurement of results of operations.

The County reports the following *major governmental funds:*

**The General Fund** is the general operating fund of the County and is always classified as a major fund. The General Fund is used to account for all financial resources except those required to be accounted for in another fund. Major revenue sources include property taxes, charges for services, and intergovernmental revenues. Primary expenditures are for general and financial administration, public safety, judicial operations, health and welfare, and capital acquisition.

**The Road and Bridge Special Revenue Fund** is used to account for rehabilitation, repair and maintenance of the County's roadways and bridges. The Road and Bridge Fund is financed by a designated part of the annual property tax levy, as well as certain statutory fees.

**Debt Service Fund** is used to account for the receipt and disbursement of funds to retire debt resulting from the issuance of general obligation bonds, certificates of obligation and lease revenue bonds. Financing is provided by a specific annual property tax levy and the investment interest earned thereon.

**Grants Fund** is used to account for the receipt and expenditure of federal, state, and local grant funds received by the County.

**Pass Through Toll Projects** is used to account for the specific road improvement projects associated with a Pass Through Toll Agreement between the County and Texas Department of Transportation.

**Road Bonds Series 2018B** is used to account the County's issuance of $89,010,000 in bonds that are being used to finance road improvements throughout the County.

The County reports the following *nonmajor governmental funds:*

**Special Revenue Funds** are used to account for the proceeds of specific revenue sources (other than capital projects or debt service) that are restricted or committed to expenditures for specified purposes.

**Capital Project Funds** are used to account for debt proceeds to be used for the acquisition or construction of major capital assets and infrastructure. Existing projects include road construction, airport improvements, and various remodeling plans.

The County reports the following *proprietary funds:*

**The Enterprise Fund** is used to account for the cost of the Montgomery County Toll Road Authority.

**Internal Service Funds** are used to account for the costs of the County's medical plan, workers' compensation plan, and accident and liability plan.

The County reports the following *fiduciary funds:*

**Agency Funds** are used to account for assets held by the County as custodian for individuals and other governmental units, such as officials' fee accounts, inmate funds, cash bail bonds, and other similar arrangements.

D) ASSETS, LIABILITIES, DEFERRED OUTFLOWS/INFLOWS OF RESOURCES AND NET POSITION OR FUND BALANCES:

1. **Cash and Investments**

Cash and cash equivalents include amounts in demand deposits as well as bank certificates with a maturity date within three months of the date acquired by the County.

Investments for the County, except for certain investment pools are reported at fair value. The investment pools operate in accordance with appropriate state laws and regulations and are reported at amortized cost or net asset value; i.e. fair value.

The County is authorized by the Public Funds Investment Act of 1987 to invest idle funds in a) obligations of the United States and its agencies or instrumentalities, b) obligations of the State of Texas, c) obligations of states, agencies, political subdivisions, and municipalities having a rating of not less than A, and d) fully collateralized direct repurchase agreements.

2. **Receivables**

Property taxes are recognized as revenues in the period for which they are levied, regardless of the lien date. Property taxes for the County are levied based on taxable value on the lien date of January 1 prior to September 30 of the same year. They become due October 1 of that same year and delinquent after January 31 of the following year. Accordingly, receivables for prior-year levies delinquent at year end are reflected on the government-wide statement based on the full accrual method of accounting and under the modified accrual method in the fund statements.

Accounts receivable from other governments include amounts due from grantors in regards to approved grants for specific programs and reimbursements for services performed by the County. Program grants are recorded as receivables and revenues at the time all eligibility requirements have been met and reimbursable costs are incurred.

3. **Inter-fund Transactions**

Outstanding balances of lending and borrowing type activities between funds are classified as "due from other funds" and "due to other funds," respectively, on the fund financial statements. Inter-fund activity has been eliminated for the government-wide statements.

4. **Prepaid Items**

Certain payments to vendors reflect costs applicable to future accounting periods and recorded as prepaid items in both government-wide and fund financial statements. The County reports prepaid items using the consumption method.

In the fund financial statements, prepaid items are classified as non-spendable, which indicates they do not represent "available spendable resources" even though they are a component of current assets.

5. **Capital Assets**

Capital assets, which include land, buildings, improvements, equipment, intangibles (included in land and equipment), infrastructure, and construction in progress, are reported in the government-wide financial statements. By policy of the Commissioners' Court, acquisitions are capitalized when they cost at least $5,000 and have a useful life in excess of five years. Buildings and building improvements require a cost of at least $5,000 and a useful life in excess of 5 years. Land and construction in progress are not depreciated. The

policy applied to infrastructure acquisitions requires a cost of at least $10,000 and a useful life in excess of five years. Infrastructure assets include county-owned roads, drainage improvements, bridges, signals, and runways. Capital assets are recorded at historical cost if purchased or constructed. Donated capital assets are recorded at their estimated acquisition value on the date of donation.

The costs of normal maintenance and repair that do not add to the value of the asset or materially extend the asset's life are expensed rather than capitalized.

Capital assets, including infrastructure, are depreciated using the straight-line method over the following estimated useful lives (in years):

| Assets | Years |
|---|---|
| Buildings | 5-50 |
| Improvements | 5-30 |
| Equipment | 5-15 |
| Infrastructure | 5-50 |

**6. Payables**

Amounts due to suppliers for trade purchases and amounts due to employees for salaries and benefits are presented on both the government-wide statements and the fund statements as accounts payable. Amounts due to various contractors for funds previously deducted from construction draws are presented as retainage payable. Both categories represent current liabilities.

**7. Deferred Outflows/Inflows of Resources**

In addition to assets, the statement of financial position and/or balance sheet will sometimes report a separate section for deferred outflows of resources. This separate statement element, deferred outflows of resources, represents a consumption of net position that applies to a future period and will not be recognized as an outflow of resources until then. The County has the following items that qualify for reporting in this category.

- Deferred Charges on Refundings – result from the difference in the carrying value of refunded debt and its reacquisition price. This amount is amortized over the shorter of the life of the refunded or refunding debt.
- Pension contributions after measurement date – recognized in the subsequent year.
- Difference in projected and actual earnings on pension assets – amortized on a closed basis over a 5 year period.
- Changes in actual assumptions used to determine pension liability and expected and actual experiences amortized over the weighted average remaining service life of all participants in the respective qualified pension plan.
- Changes in actuarial assumptions and expected and actual experiences used to determine OPEB liability – amortized over the weighted average remaining service life of all participants in the respective OPEB plan.

In addition to liabilities, the statement of financial position and/or balance sheet will sometimes report a separate section for deferred inflows of resources. The separate financial statement element, deferred inflows of resources, represents an acquisition of net position that applies to a future period and will not be recognized as an inflow of resources until that time. The County has the following items that qualify for reporting in this category.

- Difference in Expected and Actual Pension Experience – recognized over the estimated average remaining lives of all members determined as of the measurement date.

- Unavailable Revenue – Property Taxes – recognized in the period the amount becomes available.

**8. Unearned Revenue**

The County records received but unearned grant revenues and other miscellaneous fee revenues in the fund financial statements as unearned revenues.

**9. Long-term Obligations**

In the government-wide financial statements, long-term debt and other long-term obligations are reported as liabilities in the applicable governmental activities. Bond premiums and discounts are amortized over the life of the bonds. Bonds payable are reported net of the applicable bond premium or discount. Bond issuance costs are recognized in the reporting period in which they incurred.

In the fund financial statements, governmental fund types recognize bond premiums and discounts, as well as bond issuance costs, during the current period. The face amount of debt issued is reported as other financing sources. Premiums received on debt issuances are reported as other financing sources while discounts on issuances are reported as other financing uses. Issuance costs, whether or not withheld from the actual debt proceeds received, are reported as debt service expenditures.

**10. Fund Balances**

County Commissioners' Court established Fund Balance policies in accordance with GASB Statement No. 54 – *Fund Balance Reporting and Governmental Fund Type Definitions*. The County strives to maintain a minimum Unassigned Fund Balance in the general fund of 10 to 15 percent of the annual operating expenditures as presented in its annual financial report.

The County reports fund balances in five classifications:

**Nonspendable** – These balances represent amounts that are not spendable because of their form or are legally required to be maintained or intact, such as prepaid items.

**Restricted** - These balances represent that portion of fund balance that reflects resources that are subject to externally enforceable legal restrictions, typically imposed by parties outside of the government. Such parties may include creditors, grantors, contributors, or other governments. Fund balance on the debt service fund will be restricted for the payment of principal and interest on the debt service obligation.

**Committed** – This is the portion of fund balance that represents resources whose use is constrained by limitations that Commissioners' Court, the County's highest level of decision making authority, imposes on them. The Court will approve all commitments by quorum vote through the adoption of a court order. The limitations imposed by the court require the same formal action to be removed.

**Assigned** –Represents amounts that are constrained by the government's intent to be used for specific purposes, but are neither restricted nor committed. The governing body may delegate its authority to assign amounts to another official. The Commissioners' Court, when it is appropriate for fund balance to be assigned, delegates the authority to the County Auditor. Assignments may be necessary for items such as other post-employment benefits, claims and judgments or transfers to special revenue funds.

**Unassigned** – This represents the residual amount in the general fund which has not been committed, restricted or assigned for other purposes.

For any expenditure incurred for purposes for which multiple fund balance categories can be used, the County will utilize funds in the following order on a first-in-first-out basis: restricted, committed, assigned, and unassigned.

**11. Compensated Absences**

A liability for unused vacation and compensatory time for all full-time regular employees is calculated and reported in the government-wide financial statements. For financial reporting purposes, the following criteria have been applied in considering the accrual of the liability associated with compensated absences: a) leave or compensation is attributable to services already rendered, and b) leave or compensation is not contingent on a specific event (such as illness).

GASB Interpretation No. 6 indicates that liabilities for compensated absences should only be recognized in the fund statements to the extent the liabilities have matured and are payable out of current available resources. Compensated absences are accrued in the government-wide statements.

Each full-time regular employee earns ten days of excused leave per year, and from ten to twenty-five days of vacation time may be earned per year. A maximum of sixty days for excused leave may be accrued, and for those employees hired prior to September 1987, the number of days of excused leave accrued at September 30, 1987, may be paid only upon retirement. A maximum of twenty-five days of vacation may be accrued, and is paid upon retirement, resignation, or discharge from the County. Compensatory time is earned in accordance with the provisions of the Fair Labor Standards Act, as it applies to government employees.

**12. Arbitrage**

The Tax Reform Act of 1986 established regulations for the rebate to the federal government of arbitrage earnings on local government bonds. Issuing governments must calculate any rebate due and remit the amount due at least every five years. There were no arbitrage rebate payments made during fiscal year 2020.

**13. Net Position (restricted)**

Net position represents the difference between assets, deferred outflows (inflows) of resources and liabilities. For the government-wide financial statements, restricted net position represent externally imposed restrictions by creditors, grantors, contributors or laws or regulations of other governments. They may also represent restrictions imposed by law through constitutional provisions or enabling legislation.

**14. Pensions**

For purposes of measuring the net pension liability, deferred outflows of resources and deferred inflows of resources related to pensions, and pension expense, information about the Fiduciary Net Position of the Texas County and District Retirement System (TCDRS) and additions to/deductions from TCDRS's Fiduciary Net Position have been determined on the same basis as they are reported by TCDRS. For this purpose, plan contributions are recognized in the period that compensation is reported for the employee, which is when contributions are legally due. Benefit payments and refunds are recognized when due and payable in accordance with the benefit terms. Investments are reported at fair value.

**15. OPEB**

The County's OPEB plan has been determined using the flow of economic resources measurement focus and the full accrual basis of accounting. This includes for purposes of measuring the OPEB liability, deferred outflows, OPEB expense. Benefit payments are

recognized when due and payable in accordance with the benefit terms. There are no assets as this is a pay-as-you-go plan.

**16. Use of Estimates**

The preparation of financial statements in conformity with GAAP requires management to make estimates and assumptions that affect the reported amounts of assets and liabilities and the disclosure of contingent assets and liabilities at the date of the financial statements and the reported amounts of revenues and expenses during the reporting period. Actual results could differ from those estimates.

**17. Program Revenues**

Amounts reported as program revenues include 1) charges to customers or applicants who purchase, use, or directly benefit from goods, services, or privileges provided by a given function and 2) grants and contributions that are restricted to meeting the operational or capital requirements of a particular function. All taxes, including those dedicated for specific purposes, and other internally dedicated resources are reported as general revenues rather than as actual program revenues.

## NOTE 2- RECONCILIATION OF GOVERNMENT-WIDE AND FUND FINANCIAL STATEMENTS:

The governmental fund statement of revenues, expenditures, and changes in fund balances includes reconciliation between **net changes in fund balances – total governmental funds** and **changes in net position of governmental activities** as reported in the government-wide statement of activities. Several of the elements of that reconciliation are more fully explained below.

*"Governmental funds report capital outlays as expenditures. However, in the statement of activities the cost of those assets is allocated over their estimated useful lives and reported as depreciation expense."* The details of this difference are as follows:

| | | |
|---|---|---|
| Capital outlay | $ | 73,369,451 |
| Depreciation expense | | ( 56,764,164) |
| Net adjustment to increase net changes in fund balances- total governmental funds to arrive at changes in net position of governmental activities | $ | 16,605,287 |

*"The net effect of various miscellaneous transactions involving capital assets (i.e., sales, trade-ins, seizures, and donations) is to increase net position."* The details of this difference are as follows:

| | | |
|---|---|---|
| In the statement of activities, only the gain on the sale of capital assets is reported. However, in the governmental funds, the proceeds from the sale increase financial resources. | | |
| Thus, the change in net position differs from the change in fund balance by the cost of the capital assets sold. | $ | (64,735) |
| The acquisition of capital assets by seizure and by donations increase net position in the statement of activities, but do not appear in the governmental funds because they are not financial resources. | | 57,889,608 |
| Net adjustment to increase net changes in fund balances-total governmental funds to arrive at changes in net position of governmental activities | $ | 57,824,873 |

*"The issuance of long-term debt (e.g., bonds, leases) provides current financial resources to governmental funds, while the repayment of the principal of long-term debt consumes the current financial resources of governmental funds. Neither transaction, however, has any effect on net position. Also, governmental funds report the effect of premiums, discounts, and similar items when debt is first issued, whereas these amounts are deferred and amortized in the statement of activities."*

The details of this difference are as follows:

| | | |
|---|---|---|
| Debt issued or incurred: | | |
| Issuance of Capital Leases | **$** | (1,665,337) |
| Principal repayments: | | |
| General Obligation debt | | 11,200,000 |
| Certificates of Obligation debt | | 1,770,000 |
| Capital leases | | 2,570,198 |
| Net adjustment to decrease net changes in fund balances-total governmental | $ | 13,874,861 |

*"Some expenses reported in the statement of activities do not require the use of current financial resources and, therefore, are not reported as expenditures in governmental funds."* The details of this difference are as follows:

| | | |
|---|---|---|
| Compensated absences | $ | (1,255,994) |
| Accrued interest | | (431,483) |
| Amortization of charge on refunding bonds | | (1,284,718) |
| Amortization of bond discounts | | (7,434) |
| Amortization of bond premiums | | 4,043,268 |
| Decrease of Net Pension Liability, net of related deferred inflow and outflow amounts | | (1,778,621) |
| Increase of Other Post-Employment Benefits, net of related deferred inflow amounts | | (18,387,768) |
| Net adjustment to decrease net changes in fund balances-total governmental funds to arrive at changes in net position of governmental activities | $ | (19,102,750) |

## NOTE 3- STEWARDSHIP, COMPLIANCE AND ACCOUNTABILITY:

A) BUDGETS AND BUDGETARY ACCOUNTING:

The budget law of the State of Texas provides that "the amounts budgeted for the current expenditures from the various funds of the County shall not exceed the balances in said funds plus the anticipated revenues for the current year for which the budget is made as estimated by the County Auditor." In addition, the law states that the Commissioners' Court "may, upon proper application, transfer an existing budget surplus during the year to a budget of like kind and fund, but no such transfer shall increase the total of the budget."

The budget is prepared by the Budget Office and adopted by the Commissioners' Court following departmental budget reviews and a public hearing. A copy of the budget must be filed with the Clerk of the County Court and made available to the public. The Commissioners' Court must provide for a public hearing on the budget on some date within ten calendar days after the filing of the budget and prior to its adoption.

The budget is legally adopted by an order of the Commissioners' Court on a basis consistent with generally accepted accounting principles. The legal level of control (as set forth by statute) is total resources as appropriated to each fund. Any expenditure that alters the total budgeted amounts of a fund must be approved by Commissioners' Court, and the budget amended. The annual budget is monitored and reported in the financial statements at the *function* level, as management believes that this provides for a more thorough disclosure of the County's operations.

For fiscal year 2020, formal budgets were adopted for the General Fund, the Special Revenue Funds, and the Debt Service Fund. Formal budgetary integration is not employed for Capital Project Funds, and legal budgets are not adopted, because budgetary control is achieved through legally binding construction contracts. All appropriations lapse at fiscal year-end with the exception of grant awards and certain ongoing projects.

The Commissioners' Court may approve expenditures as an amendment to the budget to meet an unusual and unforeseen condition that could not have been included in the original budget through the use of reasonably diligent thought and attention. Such expenditures would include the re-appropriation of approved but unexpended amounts for encumbrances, grants, and certain projects from the previous fiscal year.

The Commissioners' Court may also adopt a supplemental budget for the limited purpose of spending proceeds that become available for disbursement in a fiscal year, but are not included in the budget for that budget year. Included in this category are public or private grants or aid money, revenue from intergovernmental contracts, and proceeds from the issuance of debt.

## NOTE 4- DEPOSITS AND INVESTMENTS:

A) DEPOSITS:

*Custodial Credit Risk – deposits.* In the case of deposits, this is the risk that in the event of a bank failure, the government's deposits may not be returned to it. The County does not have a policy for custodial credit risk. As of September 30, 2020, the County's bank balance (collected funds) was $290,118,843. At that same date, none of the County's bank balance was exposed to custodial credit risk since the County's deposits were insured and collateralized by securities pledged by the depository and held by third party agents of the County in the County's name.

As of September 30, 2020, the County's business-type activities bank balance (collected funds) was $35,618,130. At that same date, none of the County's business-type activities bank balance was exposed to custodial credit risk since the deposits were insured and collateralized.

B) INVESTMENTS:

The County categorizes its fair value measurements within the fair value hierarchy established by generally accepted accounting principles. GASB Statement 72, *Fair Value Measurement and Application* provides a framework for measuring fair value which establishes a three-level fair value hierarchy that describes the inputs that are used to measure assets and liabilities.

**Level 1** inputs are quoted prices (unadjusted) for identical assets or liabilities in active markets that a government can access at the measurement date.

**Level 2** inputs are inputs – other than quoted prices included within Level 1 – that are observable for an asset or liability, either directly or indirectly.

**Level 3** inputs are unobservable inputs for an asset or liability.

The fair value hierarchy gives the highest priority to Level 1 inputs and the lowest priority to Level 3 inputs. If a price for an identical asset or liability is not observable, a government should measure fair value using another valuation technique that maximizes the use of relevant observable inputs and minimizes the use of unobservable inputs. If the fair value of an asset or a liability is measured using inputs from more than one level of the fair value hierarchy, the measurement is considered to be based on the lowest priority level input that is significant to the entire measurement.

As of September 30, 2020, the County's governmental activities had the following investments:

| | | Fair Value Measurements Using | | | |
|---|---|---|---|---|---|
| | **September 30, 2020** | **Significant Other Observable Inputs (Level 2)** | **Percent of Total Investments** | **Weighted Average Maturity (Days)** | **Credit Risk** |
| ***Investments Measured at Cost*** | | | | | |
| Certificates of Deposit - Spirit of Texas B | 10,032,053 | - | 6.95% | 1 | Not Rated |
| Certificates of Deposit - Guaranty Bank | 4,741,102 | - | 3.28% | 1 | Not Rated |
| Certificates of Deposit - Veritex Bank | 20,143,004 | - | 13.95% | 1 | Not Rated |
| ***Investments Measured at Amortized Cost*** | | | | | |
| TEXPOOL | 667,673 | - | 0.46% | 37 | AAAm |
| TexSTAR | 1,013,553 | - | 0.70% | 45 | AAAm |
| **Investments Measured at Net Asset Value (NAV), Fair Value:** | | | | | |
| TEXCLASS Pool | 29,763,262 | - | 20.61% | 55 | AAAm |
| LOGIC | 49,927,086 | - | 34.57% | 52 | AAAm |
| ***Investments Subject to Fair Value Level:*** | | | | | |
| U.S. Government Agency Securities | 28,123,840 | 28,123,840 | 19.47% | 304 | AA+ |
| **Total Value** | **$ 144,411,573** | **$ 28,123,840** | **100.00%** | | |
| **Portfolio Weighted Average Maturity** | | | | **62** | |

As of September 30, 2020, the Count's business-type activities had the following investments:

| | | Fair Value Measurement | | | |
|---|---|---|---|---|---|
| | September 30, 2020 | Significant Other Observable Inputs (Level 2) | Percent of Total Investments | Weighted Average Maturity (Days) | Credit Risk |
| ***Investments Measured at Amortized Cost:*** | | | | | |
| Money Market Funds | $ 13,892,170 | $ - | 64% | 1 | AAAm |
| ***Investments Subject to Fair Value Level:*** | | | | | |
| U.S. Treasury Notes | 5,994,812 | 5,994,812 | 28% | 138 | Not Rated |
| ***Investments Measured at Cost:*** | | | | | |
| Master Repurchase Agreements | 1,812,896 | - | 8% | 138 | Not Rated |
| **Total Value** | **$ 21,699,878** | **$ 5,994,812** | **100%** | | |
| **Portfolio Weighted Average Maturity** | | | | **50** | |

*Investment Pools* are measured at amortized cost or net asset value (NAV) and are exempt for fair value reporting. *U.S. Government Agency Securities* and *U.S. Treasury Notes* classified in Level 2 of the fair value hierarchy are valued using a matrix pricing technique. Matrix pricing is used to value securities based on the securities' relationship to benchmark quotes prices.

*Master Repurchase Agreements* are measured at cost and are exempt for fair value reporting.

*Money Market Funds* are measured at amortized cost and are exempt for fair value reporting.

The TexPool and TexSTAR investment pools are external investment pools measured at amortized cost. In order to meet the criteria to be recorded at amortized cost, the investment pool must transact a stable net asset value per share and maintain certain maturity, quality, liquidity and diversification requirements within the investment pool. The investment pool transacts at a net asset value of $1.00 per share, has weighted average maturities of 60 days or less and weighted average lives of 120 days or less, investments held are highly rated by nationally recognized statistical rating organizations, have no more than 5% of portfolio with one issuer (excluding U.S. government securities), and can meet reasonably forseeable redemptions. The investment pool's authority may only impose restrictions on redemptions in the event of a general suspension of trading on major securities markets, general banking moratorium or national state of emergency that affects the pool's liquidity.

The TexasCLASS and LOGIC investment pools are external investment pools measured at NAV. Texas CLASS and LOGIC's strategy is to seek preservation of principal, liquidity and current income through investment in a diversified portfolio of short-term marketable securities. The County has no unfunded commitments related to the investment pools. TexasCLASS and LOGIC have a redemption notice period of one day and may redeem daily. The investment pools' authorities may only impose restrictions on redemptions in the event of a general suspension of trading on major securities markets, general banking moratorium or national or state emergency that affects the pools' liquidity.

*Custodial credit risk – investments*. For an investment, this is the risk that, in the event of the failure of the counterparty, the government will not be able to recover the value of its investments or

collateral securities that are in possession of an outside party. While the County does not have an investment policy for custodial credit risk, there is no need for such policy because of the nature of the County's investments. A third party institution is required to hold the insured, registered securities underlying the County's investments in a safekeeping account in the County's name.

*Interest rate risk.* In accordance with its written investment policy, the County manages its exposures to declines in fair value by limiting the maturity of its investments to less than one year at the time of purchase.

*Credit risk.* While state statutes allow for additional investments, the County's formal investment policy authorizes the County to only invest in the following:

- Obligations of the U.S. Treasury and Governmental Agencies,
- Time deposits,
- Negotiable Order of Withdrawal (NOW) Accounts,
- Investment Pools rated AAA or AAAm by at least 1 nationally recognized rating service,
- Certificates of Deposit, and
- Money Market mutual funds.
- Commercial Paper as defined in Texas Government Code, Section 2256.013

As stated above, Standard and Poor's has rated the investment pools and the mutual funds AAAm.

*Concentration of credit risk.* The County's investment policy does not have any provisions regarding the amount that may be invested in any one issuer. However, the Investment Committee regularly reviews that saturation for anything in excess of 25%.

## NOTE 5- PROPERTY TAXES:

The County Tax Assessor-Collector bills and collects property taxes. Revenues are recognized in the Governmental Funds when levied to the extent that they result in current receivables. Property taxes are levied (assessed) and payable on October 1. They attach as an enforceable lien on property as of January 1 of the following year and become delinquent on February 1.

The County is permitted by the Texas State Constitution (Article VIII, Section 9) and statutes to levy taxes of up to $0.80 per $100 of assessed valuation for general governmental services and the payment of long-term debt. The combined current tax rate for the year end was $0.4475 per $100, which means that the County has a tax margin of $0.3525 per $100, and could raise up to $205,716,182 in additional taxes from the present assessed valuation of $58,359,200,490 before the limit is reached.

The thirty years' property taxes receivable at September 30, 2020, as reported by the Tax Assessor-Collector are presented as follows:

| | Taxes Receivable | Less: Allowance for Uncollectables | Net Taxes Receivable |
|---|---|---|---|
| General Fund | $ 5,786,699 | $ 115,734 | $5,670,965 |
| Road & Bridge Fund | 844,624 | 16,892 | 827,732 |
| Debt Service Fund | 1,147,820 | 22,956 | 1,124,864 |
| Total Receivable | $ 7,779,143 | $ 155,582 | $7,623,561 |

Approximately 65% of the outstanding balance of property taxes receivable is not anticipated to be collected in the next year.

## NOTE 6- DUE FROM OTHER GOVERNMENTS:

At September 30, 2020, the following amounts were recorded as due to the County:

| | Federal | State | Total |
|---|---|---|---|
| General Fund | $ 8,570,893 | $ 2,445,763 | $ 11,016,656 |
| Grants | 612 | 106,864 | 107,476 |
| Total Due from Governments | $ 8,571,505 | $ 2,552,627 | $ 11,124,132 |

Amounts due from other governments arise from funding received from federal and state grants, as well as interlocal agreements with local governments.

## NOTE 7- CAPITAL ASSETS:

A) Governmental Activities:

| Primary Government Governmental Activities | | Beginning Balance | Additions (1) | | Deletions And Transfers (1) | Ending Balance |
|---|---|---|---|---|---|---|
| Land | (2) | $ 123,331,887 | $ 7,429,122 | (2) | $ - | $ 130,761,009 |
| Construction in Progress | | 688,308 | 35,343,260 | | 91,909,200 | 127,940,768 |
| Total Capital Assets not being depreciated | | 124,020,195 | 42,772,382 | | 91,909,200 | 258,701,777 |
| Buildings | (3) | 216,846,031 | 261,217 | | 2,099,565 | 219,207,313 |
| Improvements | (3) | 25,002,717 | 357,708 | | 1,004,052 | 26,364,477 |
| Equipment | (2)(3) | 119,138,063 | 18,285,681 | (2) | (1,906,782) | 135,516,962 |
| Infrastructure | | 1,573,024,981 | 69,643,120 | | (95,012,817) | 1,547,655,284 |
| Total Capital Assets being depreciated | | 1,934,011,792 | 88,548,226 | | (93.815.982) | 1,928,744,036 |
| Less accumulated depreciation for: | | | | | | |
| Buildings | | (84,316,723) | (5,384,110) | | - | (89,700,833) |
| Improvements | | (19,101,718) | (1,156,816) | | - | (20,258,534) |
| Equipment | | (76,500,844) | (10,401,565) | | 1,842,047 | (85,060,362) |
| Infrastructure | | (959,123,720) | (39,851,741) | | - | (998,975,461) |
| Total Depreciation | | (1,139,043,005) | (56,794,232) | | 1,842,047 | (1,193,995,190) |
| Total Capital Assets, net of Accumulated depreciation | | $ 918,988,982 | $ 74,526,376 | | $ (64,735) | $ 993,450,623 |

(1) Amounts representing transfers between categories are included in the columns for both additions and deletions.
(2) As required by GASB 51, this schedule reports intangible assets of $102,594,256 and $13,738,820 in land and equipment respectively.
(3) Internal service fund assets are included in these amounts.

Depreciation Expense:

Depreciation expense was charged to the functions/programs of the primary government's governmental activities as follows:

| | |
|---|---|
| Governmental activities: | |
| General Government | $ 3,494,698 |
| Financial Administration | 8,296 |
| Health and Welfare | 856,829 |
| Culture and Recreation | 1,860,660 |
| Public Safety | 6,880,597 |
| Legal and Judicial | 1,035,704 |
| Transportation | 42,627,380 |
| Capital assets held by the governments internal service funds are charged to the various functions based on their usage of the assets | 30,068 |
| Total depreciation expense-governmental activities | $56,794,232 |

B) Business- type Activities:

| Business-Type Activities | Beginning Balance | Additions (1) | Deletions (1) | Ending Balance |
|---|---|---|---|---|
| Construction in Progress | 50,269,228 | 29,121,450 | (79,390,678) | - |
| Total Capital Assets not being depreciated | 20,269,228 | 29,121,450 | (79,390,678) | - |
| Equipment | - | 34,638 | - | 34,638 |
| Infrastructure | 48,473,348 | - | 30,917,330 | 79,390,678 |
| Total Capital Assets being depreciated | 48,473,348 | 34,638 | 30,917,330 | 79,425,316 |
| Less accumulated depreciation for: | | | | |
| Equipment | - | (5,773) | - | (5,773) |
| Infrastructure | (5,419,369) | (4,021,673) | 5,419,369 | (4,021,673) |
| Total Depreciation | (5,419,369) | (4,027,446) | 5,419,369 | (4,027,446) |
| Total Capital Assets, net of Accumulated depreciation | $ 43,053,979 | $ 25,128,642 | $ (43,053,979) | $ 75,397,870 |

Depreciation Expense:

Depreciation expense was charged to the functions/programs of the primary government's business-type activities as follows:

| | |
|---|---|
| Business-type Activities: | |
| Toll Road | $ 4,027,446 |
| Total depreciation expense-business-type activities | $ 4,027,446 |

C) CONSTRUCTION COMMITMENTS:

The County has entered into contracts for the construction, renovation, and improvement of real property. As of September 30, 2020, the County had contracts for various projects in the amount of $102,680,458 and have paid to date $67,915,488.

As of September 30, 2020, contracts entered into by the Montgomery County Toll Road Authority (business-type activities) for the SH 249 project amount to $56,233,350 and have paid to date $55,833,503.

D) ENCUMBRANCES:
Encumbrance accounting is utilized to the extent necessary to assure effective budgetary control and accountability and to facilitate effective cash planning and control. At year end the amount of encumbrances expected to be honored upon performance by the vendor in the next year were as follows:

| | | |
|---|---|---|
| General Fund | $ | 674,277 |
| Road and Bridge Fund | | 4,596,743 |
| Grants Fund | | 2,345,363 |
| Other Non-Major Funds | | 19,306,891 |
| Total Encumbrances | $ | 26,923,274 |

## NOTE 8- DISAGGREGATION OF PAYABLE BALANCES:

A) DUE TO OTHER GOVERNMENTS:
The County records certain amounts due to other governments as a result of operating contracts and overpayment of certain grant funds. At September 30, 2020, the following amounts were due to other governments:

| Fund | State | Total |
|---|---|---|
| General | $2,050 | $2,050 |

B) UNEARNED REVENUES:
The County reports unearned revenues in the governmental funds that consist of resources that have been received, but not yet earned.

At September 30, 2020, unearned revenues are presented below:

| Fund | Description | Unearned |
|---|---|---|
| General | CARES funding and prepaid leases | $ 54,197,617 |
| Pass Through Toll Projects | TXDOT Pass Through Toll contract | 56,473,000 |
| Total | | $ 110,670,617 |

## NOTE 9- LONG-TERM DEBT:

General long-term debt consists of general obligation bonds, revenue bonds, certificates of obligation, the County's accrued liability for compensated absences and compensatory time, capital leases, workers' compensation and medical claims and judgments, net pension liability, other post-employment benefit liability, and arbitrage due the federal government. Principal and interest payments on the County's bonded debt, in general, are secured by ad valorem property taxes levied on all taxable property within the County. Payments are recorded in the Debt Service Fund.

A) BONDED DEBT:

A summary of the outstanding governmental bonded debt, at September 30, 2020 is presented:

| | Interest Rate (%) | Issue Date | Maturity Date | Bonds Outstanding |
|---|---|---|---|---|
| **GENERAL OBLIGATION BONDS:** | | | | |
| Refunding Bonds, Series 2012 | 2.00-5.00 | 2012 | 2026 | $ 18,830,000 |
| Refunding Bonds, Series 2014A | 5.00 | 2014 | 2025 | 57,865,000 |
| Refunding Bonds, Series 2016 | 3.00-5.00 | 2016 | 2027 | 58,925,000 |
| Road Bonds, Series 2016 | 2.00-5.00 | 2016 | 2027 | 52,405,000 |
| Refunding Bonds, Series 2016A | 3.00-5.00 | 2017 | 2030 | 46,220,000 |
| Road Bonds, Series 2016A | 4.00-5.00 | 2017 | 2042 | 70,660,000 |
| Road Bonds, Series 2018 | 4.00-5.00 | 2018 | 2043 | 43,395,000 |
| Refunding Bonds, Series 2018 | 4.00 | 2019 | 2030 | 26,965,000 |
| Road Bonds, Series 2018B | 3.50-5.00 | 2019 | 2040 | 88,510,000 |
| **TOTAL GENERAL OBLIGATION BONDS** | | | | $ 463,775,000 |
| **CERTIFICATES OF OBLIGATION:** | | | | |
| Series 2010 | 3.00-5.40 | 2010 | 2039 | $ 23,395,000 |
| Series 2012 | 2.00-5.00 | 2012 | 2032 | 10,965,000 |
| Series 2012A | 2.00-5.00 | 2012 | 2023 | 11,245,000 |
| **TOTAL CERTIFICATES OF OBLIGATION** | | | | $ 45,605,000 |
| **TOTAL BONDED DEBT** | | | | $ 509,380,000 |

All of the County's outstanding bonded debt is assigned a fixed rate of interest.

The Toll Road Project has been financed with senior lien revenue bonds. The proceeds from such bonds, including the interest earned, are being used to finance the construction and the related debt service.

The outstanding business-type bonded debt at September 30, 2020 is as follows:

| | Interest Rate (%) | Issue Date | Maturity Date | Bonds Outstanding |
|---|---|---|---|---|
| **SENIOR LIEN REVENUE BONDS:** | | | | |
| Series 2018 | 5.00 | 2018 | 2048 | $ 87,680,000 |
| **TOTAL SENIOR LIEN REVENUE BONDS** | | | | $ 87,680,000 |
| **TOTAL BONDED DEBT** | | | | $ 87,680,000 |

B) CHANGES IN LONG-TERM DEBT:

The following schedule illustrates changes in the County's Governmental Long-Term Liabilities and Business-Type Liabilities for the year ended September 30, 2020. For each category, management has presented the portion that will be due within one year.

| Governmental Activities: | Beginning Balance | Additions | Provisions (Reductions) | Ending Balance | Due Within One Year |
|---|---|---|---|---|---|
| Bonds payable: | | | | | |
| General Obligation | $ 474,975,000 | $ - | $ ( 11,200,000) | $463,775,000 | $ 17,360,000 |
| Certificates of Obligation | 47,375,000 | - | ( 1,770,000) | 45,605,000 | 810,000 |
| Less deferred amounts: | | | | | |
| Issuance discounts | (85,491) | - | 7,434 | (78,057) | - |
| Issuance Premiums | 48,318,152 | - | ( 4,043,268) | 44,274,884 | - |
| Total bonds payable | 570,582,661 | - | (17,005,834) | 553,576,827 | 18,170,000 |
| Capital leases | 11,578,902 | 1,665,337 | ( 2,570,198) | 10,674,041 | 2,184,276 |
| Property & Casualty Obligation | 951,360 | 318,213 | (848,867) | 420,706 | 420,706 |
| Workers' Comp Obligation | 1,108,133 | 339,766 | ( 746,126) | 701,773 | 701,773 |
| Medical Obligation | 8,800,373 | 37,230,827 | ( 37,064,746) | 8,966,454 | 8,966,454 |
| Total OPEB Liability | 227,627,578 | 30,950,597 | (4,983,382) | 253,594,793 | - |
| Net Pension Liability | 64,534,130 | 61,578,007 | (102,046,102) | 24,066,035 | - |
| Compensated absences | 14,133,801 | 8,751,162 | (7,495,169) | 15,389,794 | 12,005,326 |
| Total Long-term Liabilities | $ 899,316,938 | $140,833,909 | $(172,760,424) | $867,390,423 | $ 42,448,535 |

Internal Service Funds predominantly serve the governmental funds. Accordingly, long-term liabilities, including Workers' Compensation, Medical, and Property & Casualty, reported in those funds are included as part of the above totals for governmental activities. At year end, $701,773 for Workers' Compensation obligation, $8,966,454 for Medical obligation, and $420,706 for Property & Casualty Obligation were included in the above amounts. Since medical claims are typically resolved within 60 days after occurrence, the entire claims liability is due within one year. It is estimated that $701,773 of the Workers' Compensation Obligation and $420,706 of the Property & Casualty Obligation are due within one year.

At year end, $1,570,039 of special revenue funds compensated absences is included in the above amounts. The remaining balance of $13,819,755 will be liquidated by the general fund. In prior years, compensated absences have been liquidated by the County's general fund and special revenue funds. The OPEB obligation will be liquidated by the general fund. In prior years, the OPEB obligation was liquidated by the general fund.

| Business-Type Activities: | Beginning Balance | Additions | Provisions (Reductions) | Ending Balance | Due Within One Year |
|---|---|---|---|---|---|
| Bonds payable: | | | | | |
| Senior Lien Revenue Bonds | $ 87,680,000 | $ - | $ - | $ 87,680,000 | $ - |
| Unamortized Premium | 7,510,104 | - | (278,152) | 7,231,952 | - |
| Total bonds payable | 95,190,104 | - | (268,218) | 95,190,104 | - |
| Total Long-term Liabilities | $ 95,190,104 | $ - | $ (268,218) | $ 95,190,104 | $ - |

C) ANNUAL DEBT SERVICE REQUIREMENTS TO MATURITY:

The following table lists the debt requirements, by debt type for governmental activities:

| | General Obligation Bonds | | Certificates of Obligation | |
|---|---|---|---|---|
| Maturity | Principal | Interest | Principal | Interest |
| 2021 | $ 17,360,000 | $ 21,221,713 | $ 810,000 | $ 2,099,727 |
| 2022 | 20,255,000 | 20,286,338 | 1,665,000 | 2,051,686 |
| 2023 | 20,230,000 | 19,280,463 | 2,785,000 | 1,963,192 |
| 2024 | 21,275,000 | 18,255,538 | 2,880,000 | 1,848,444 |
| 2025 | 22,355,000 | 17,171,238 | 3,015,000 | 1,717,356 |
| 2026-2030 | 131,100,000 | 67,867,633 | 15,875,000 | 6,444,982 |
| 2031-2035 | 98,780,000 | 38,512,625 | 11,775,000 | 3,015,723 |
| 2036-2040 | 85,605,000 | 19,182,588 | 6,800,000 | 750,600 |
| 2041-2043 | 46,815,000 | 2,615,375 | - | - |
| | $ 463,775,000 | $ 224,393,511 | $ 45,605,000 | $ 19,891,710 |

The following table lists the debt requirements, by debt type for business-type activities:

| | Revenue Bonds | |
|---|---|---|
| Maturity | Principal | Interest |
| 2021 | $ - | $ 4,384,000 |
| 2022 | - | 4,384,000 |
| 2023 | 500,000 | 4,384,000 |
| 2024 | 1,000,000 | 4,359,000 |
| 2025 | 1,500,000 | 4,309,000 |
| 2026-2030 | 11,295,000 | 20,095,500 |
| 2031-2035 | 14,415,000 | 16,974,750 |
| 2036-2040 | 18,395,000 | 20,902,750 |
| 2041-2045 | 23,480,000 | 1,737,500 |
| 2046-2048 | 17,095,000 | - |
| | $ 87,680,000 | $ 81,530,500 |

D) PRIOR YEAR DEFEASANCE OF DEBT:

In prior years, the County defeased multiple debt issues by creating separate irrevocable trust funds. New debt was issued and the proceeds were used to purchase U.S. government securities that were placed in the trust funds. The investments and fixed earnings from the investments are sufficient to fully service the defeased debt until it is called or matures. For financial reporting purposes, the debt has been considered defeased and therefore removed from the government-wide financial statements.

As of September 30, 2020, defeased but outstanding debt from prior year refunding transactions consisted of the following:

| Series | Amount |
|---|---|
| Pass-Through Toll Refunding Bonds, Series 2012 | $ 15,880,000 |
| Limited Tax Refunding Bonds, Series 2014A | 1,800,000 |
| **Total Defeased but Outstanding** | $ 17,680,000 |

E) CONDUIT DEBT OBLIGATIONS:

Harris County Health Facilities Development Corporation and Harris County Cultural Education Facilities Finance Corporation issued bonds to provide financial assistance to private and public sector entities engaged in activities that are deemed to be in the public interest. These bonds are obligations of the issuing entities payable solely from the proceeds of the underlying financing

agreements and, in the opinion of legal counsel, do not represent indebtedness or liability to the issuing entity, to Montgomery County, Texas, to the State of Texas, or to any political subdivision; therefore, they are not reported as liabilities in the County's financial statements.

**Harris County Health Facilities Development Corporation-** The corporation issues bonds if there is a public benefit or purpose that is necessary or convenient for health care, research, or education. Its activity is included in this disclosure because its bonds have been issued for the benefit of organizations located in Montgomery County. As of February 29, 2020, there were six (6) series of bonds outstanding with an aggregate principal payable of $617,175,000. The bonds will be repaid from sources defined in the various underlying financing agreements between the corporation and the entities for whose benefit the bonds were issued.

**Harris County Cultural Education Facilities Finance Corporation-** The corporation issues bonds for the purpose of defraying expansion costs, for Space Center Houston projects, Houston Livestock Show and Rodeo projects, Baylor College of Medicine, Memorial Hermann Healthcare System, Methodist Hospital System, Texas Medical Center projects, and the Young Men's Christian Association (YMCA) of the Greater Houston Area and others. Its activity is included in this disclosure because its bonds have been issued for the benefit of organizations located in Montgomery County. As of February 29, 2020 there were forty-five (45) series of Bonds outstanding with an aggregate principal payable of $4,119,940,273. The Bonds will be repaid from payments required to be made under loan agreements between the issuing entity and the aforementioned parties.

F) CAPITAL LEASES:

The County has entered into capital lease agreements for the lease/purchase/construction of certain heavy road equipment, vehicles, and buildings. The lease agreements are classified as capital leases because title passes to the County at the end of the lease term, and are included as leases payable in the Long-Term Debt portion of the government-wide statements. The assets are recorded in the County's government-wide financial statements at a cost of $17,322,580, less accumulated depreciation of $2,077,634. The present value of future minimum capital lease payments at September 30, 2020 and the funds from which they will be paid are as shown below:

| Year Ending | General Fund | Special Revenue Funds | Total |
|---|---|---|---|
| 2021 | $ 2,318,851 | $ 88,868 | $ 2,407,719 |
| 2022 | 2,318,851 | - | 2,318,851 |
| 2023 | 2,318,851 | - | 2,318,851 |
| 2024 | 2,318,851 | - | 2,318,851 |
| 2025 | 1,959,355 | - | 1,959,355 |
| Total Minimum Lease Payments | 11,234,759 | 88,868 | 11,323,627 |
| Less: amount representing interest | 647,836 | 1,750 | 649,586 |
| Present value-minimum lease payments | $ 10,586,923 | $ 87,118 | $ 10,674,041 |

## NOTE 10- INTER-FUND RECEIVABLES, PAYABLES, AND TRANSFERS:

A) DUE FROM/DUE TO OTHER FUNDS:

Activity between funds that represents the current portion of lending/borrowing and inter-fund charges for goods and services arrangements outstanding at fiscal year-end are referred to as "due from/due to other funds." Inter-fund balances are expected to be repaid within one year from the date of the financial statements, and are routine in nature.

The composition of inter-fund balances as of September 30, 2020 was as follows:

| | Receivables | Payables |
|---|---|---|
| General Fund | $ 35,179,743 | $ 41,478,939 |
| Road and Bridge Fund | - | 10,478,049 |
| Debt Service Fund | 4,641,236 | - |
| Grants Fund | 5,318,997 | - |
| Pass Through Toll Projects | 10,673,953 | - |
| Road Bonds Series 2018B Fund | - | 1,447,170 |
| Non-major Governmental Funds | 26,278,987 | 9,163,236 |
| Internal Service Funds | 15,654,221 | - |
| Enterprise Fund | - | 35 179 743 |
| Total | $ 97,747,137 | $ 97,747,137 |

B) TRANSFERS:

Transfers are used to a) move revenues from the fund that the statute or budget requires to collect them to the fund that the statute or budget requires to expend them, b) move receipts from bond refundings and residual balances from capital project funds to the debt service fund to pay debt obligations, and c) use unrestricted revenues collected in the general fund to finance various programs accounted for in other funds in accordance with budgetary authorizations. Inter-fund transfers for the year ended September 30, 2020 were:

| | Transfers In | Transfers Out |
|---|---|---|
| General Fund | $ 726,613 | $ 8,751,073 |
| Debt Service Fund | 837,256 | - |
| Grants Fund | - | 626,612 |
| Non-major Governmental Funds | 240,000 | 210,644 |
| Enterprise Fund | 7,784,460 | - |
| Total | $ 9,588,329 | $ 9,588,329 |

Although inter-fund activity is reported in the fund financial statements, it has been eliminated in the government-wide financial statements.

## NOTE 11- FUND BALANCES:

The following table provides detail of the classification of fund balances as reported in the fund financial statements:

| | General | Road & Bridge | Debt Service | Grants | Pass Through Toll Projects | Road Bonds Series 2018B | Other Governmental Funds |
|---|---|---|---|---|---|---|---|
| **Non-Spendable:** | | | | | | | |
| Prepaid | $ 536,501 | $ - | $ - | $ 862,252 | $ - | $ - | $ - |
| Total Non Spendable | 536,501 | - | - | 862,252 | - | - | - |
| **Restricted for:** | | | | | | | |
| Capital Projects | - | - | - | - | 10,673,953 | 68,356,902 | 36,601,505 |
| Debt Service | - | - | 14,716,523 | - | - | - | - |
| General Government | - | - | - | - | - | - | 5,697,384 |
| Health and Human Services | 245,936 | - | - | 5,285,759 | - | - | - |
| Culture and Recreation | 123,605 | - | - | - | - | - | - |
| Law Enforcement and Corrections | 1,942,462 | - | - | 917,514 | - | - | 5,333,936 |
| Legal and Judicial | - | - | - | 17,917 | - | - | 1,403,823 |
| Transportation | - | - | - | 649,274 | - | - | - |
| **Total Restricted** | 2,312,003 | - | 14,716,523 | 6,870,464 | 10,673,953 | 68,356,902 | 49,036,648 |
| **Committed for:** | | | | | | | |
| Capital Projects | - | - | - | - | - | - | 21,805,273 |
| General Government | 594,966 | - | - | - | - | - | - |
| Financial Administration | 9,063 | - | - | - | - | - | - |
| Health and Human Services | 139,352 | 441 | - | - | - | - | - |
| Culture and Recreation | 23,463 | 1,641 | - | - | - | - | - |
| Law Enforcement and Corrections | 43,180,358 | - | - | - | - | - | - |
| Legal and Judicial | 20,845 | - | - | - | - | - | - |
| Transportation | 27,283 | 2,210,469 | - | - | - | - | - |
| **Total Committed** | 43,995,330 | 2,212,551 | - | - | - | - | 21,805,273 |
| **Assigned to:** | | | | | | | |
| OPEB | 85,000,000 | - | - | - | - | - | - |
| Transportation | - | 14,249,765 | - | - | - | - | - |
| **Total Assigned** | 85,000,000 | 14,249,765 | - | - | - | - | - |
| **Unassigned** | 52,313,298 | - | - | - | - | - | (172,919) |
| **Total Fund Balances** | $ 184,157,132 | $ 16,462,316 | $ 14,716,523 | $ 7,732,716 | $10,673,953 | $ 68,356,902 | $ 70,669,002 |

## NOTE 12- OPERATING LEASES:

The County is a party to several lease agreements. Significant terms are discussed below:

Office Space- The County leases 4,474 square feet of office space to the Conroe Symphony Orchestra for a period of sixty months. The term of this lease July 1, 2020 through June 30, 2025. The monthly rent of $1,200 is recorded in the General Fund. In August 2020, Commissioners Court reduced their monthly rent to $1.

The County leases 2,872 square feet of office space to the Montgomery County Housing Authority on a month-to-month basis. The monthly rent is $425 and is recorded in the General Fund.

The County also leases office space at the East Montgomery County Community Development Building to Lakewood Family Practice and/or Dr. N. K. Karimjee, for a period of eighty-four months. The original term of this lease was through July 1, 2014 and was amended to renew through July 2021. The monthly rent of $3,750 is recorded in the Community Development Fund. The building is recorded as a Capital Asset in the County's government-wide financial statements at a cost of $2,660,776, less accumulated depreciation of $846,083.

Additionally, the County leases office space at a low income medical clinic to the Magnolia Family Practice Clinic and/or Dr. N. K. Karimjee, for a period of 84 months ending on March 10, 2021. The monthly rent of $2,500 and utilities of $400 is recorded in the Community Development Fund.

Following is a schedule of lease payments on office space leases through the ending dates of the agreements:

| **Year Ending September 30,** | |
|---|---|
| 2021 | $ 82,861 |
| 2022 | 54,300 |
| 2023 | 19,500 |
| 2024 | 19,500 |
| 2025 | 15,900 |
| Total Future Lease Payments | $ 192,061 |

## NOTE 13- RISK MANAGEMENT:

A) EMPLOYEE HEALTH BENEFITS:

Effective January 1989, the County established a partially self-funded trust plan which offers medical and life insurance coverage to employees and their dependents. The County maintains excess loss insurance, which limits annual claims paid from the plan to a maximum of $300,000 per plan participant. This excess loss reinsurance policy includes a contract provision that eliminates a large claim run off liability. A third party administrator is employed by the plan to administer claims. A trustee has been engaged to receive employer and employee contributions and to disburse payments to the providers of the plan. Costs relating to the plan are recorded as expenditures in the internal service fund. In prior years these costs were recorded in the General Fund. Liabilities are reported when it is probable that a loss has occurred and the amount of the loss can be reasonably estimated.

The plan is funded to discharge liabilities as they become due. Claims incurred and reported, but not paid at September 30, 2020, were $918,984. Claims incurred but not reported (IBNR) at September 30, 2019, are estimated to be $8,047,470. Estimates are not based on actuarial calculations, but rather on historical trends. Both amounts have been recorded as expenditures in the Self Insurance Medical Fund, an internal service fund, and a liability has been established.

Changes in the health claims liability for the two fiscal years ended September 30, 2020 and September 30, 2019 are as follows:

| | 2020 | 2019 |
|---|---|---|
| Unpaid claims, beginning of year | $ 8,800,373 | $ 5,148,599 |
| Incurred claims (includes IBNR) | 37,230,827 | 39,753,264 |
| Claim payments | (37,064,746) | (36,101,490) |
| Unpaid claims, end of year | $ 8,966,454 | $ 8,800,373 |

During the year ended September 30, 2020, the plan received contributions in the amounts of $30,614,201 and $2,858,077 from the employer and employees, respectively. The contributions made by employees included contributions by qualified retirees and certain former employees covered by the provisions of the Consolidated Omnibus Budget Reconciliation Act of 1986 (COBRA). In addition to the claim payments made, the plan also expended $1,313,294 in administrative costs, $2,073,880 for reinsurance and insurance premiums, and $1,904,086 for Wellness Center operations.

B) WORKERS' COMPENSATION AND EMPLOYER'S LIABILITY:

As of January 1, 2003, the County established a partially self-funded program to cover claims by employees arising from job related injuries. The program offers coverage at the statutorily required limits required by the State of Texas. A third party administrator has been engaged by the County to adjudicate claims, provide nurse case management, pre-certification and bill review. Excess loss insurance was purchased to limit the claims loss to the County to no more than $600,000 per individual claim in 2020.

Costs associated with this program are recorded as expenditures in the Self Insurance Workers' Compensation Fund, which is an Internal Service Fund. Prior to fiscal year 2011, these costs were recorded in the General Fund. Liabilities are recorded when it is probable that a loss has occurred and when an amount can be reasonably estimated. During the year ended September 30, 2020, the County expended $92,697 for administrative costs and $174,843 for excess loss insurance premiums.

Changes in the Workers' Compensation liability for the two fiscal years ended September 30, 2020 and September 30, 2019 are detailed below:

| | 2020 | 2019 |
|---|---|---|
| Unpaid claims, beginning of year | $ 1,108,133 | $ 1,614,908 |
| Current year claims and changes in estimates (includes IBNR) | 339,766 | 334,438 |
| Claim payments | (746,126) | (841,213) |
| Unpaid claims, end of year | $ 701,773 | $1,108,133 |

C) PROPERTY, CASUALTY AND BOILER COVERAGE:

The County purchased reinsurance coverage for certain property including vehicle, equipment and contents coverage for the fiscal year. Self-Insured Retentions are maintained at the following levels:

- Buildings and Contents $500,000
- Boats and Vehicles with less than 6 wheels $ 10,000
- Vehicles Heavy Equipment above 6 wheels $ 25,000
- Boilers and HVAC systems $ 1,500
- Pollution (Storage Tank) Liability $ 10,000

Total insured values exceed $350,000,000 for the first three coverages listed above and an additional $100,000,000 for boilers and HVAC systems.

The County paid $1,299,388 in premiums in fiscal year 2020, and recorded the expenditure in the Accident Liability Fund. Settled claims have not exceeded commercial coverage in any of the past three fiscal years.

During the fiscal year 2020, the County engaged in a third party to administer the Property and Casualty claims. Changes in the Property and Casualty liability for the fiscal ended September 30, 2020 is detailed below:

| | 2020 |
|---|---|
| Unpaid claims, beginning of year | $ 951,360 |
| Current year claims and changes in estimates (includes IBNR) | 318,213 |
| Claim payments | (848,867) |
| Unpaid claims, end of year | $ 420,706 |

D) GENERAL AND OTHER LIABILITY COVERAGES:

The County purchased reinsurance coverage for General Liability, Auto Liability, Public Officials' Liability, Law Enforcement Liability, Marine Liability, Crime Coverage, Employee Benefits Liability, Flood Damage (on specific properties) and Airport Operators' Liability. Self-Insured Retentions are maintained at the $500,000 level per occurrence by the type of coverage with the exception of the Airport Operators' Liability, which has no deductible. The Public Officials' Liability and Employee Benefits Liability are written on a "claims-made basis". The County and District Clerks have a $25,000 deductible on the Public Officials Liability. Coverage limits are set at $1,000,000 per claim by type of coverage. The Airport Operators' Liability is set to $10,000,000. The Pollution Liability (Storage Tank) limit is $1,000,000 each incident/$1,000,000 aggregate limit.

Effective December 1, 2003, the County began participating in an individual public entity risk pool, for the coverages listed in subsections B, C, and D above, to transfer certain risks associated with property, casualty, liability and workers' compensation. In addition to those coverages, the County purchased an additional aggregate reinsurance policy. The aggregate coverage loss fund is written on a claims-made basis and is capped at $1,800,000 for the fiscal year. Note 16 describes the County's obligation under liability claims for 2020.

## NOTE 14- EMPLOYEE RETIREMENT PLAN:

A) PLAN DESCRIPTION:

The County's nontraditional defined benefit pension plan, Texas County and District Retirement System (TCDRS), provides pensions for all of its full-time employees. The TCDRS Board of Trustees is responsible for the administration of the statewide agent multiple-employer public employee retirement system consisting of 780 nontraditional defined benefit pension plans. TCDRS in the aggregate issues a comprehensive annual financial report on a calendar year basis. The Annual Report is available upon written request from the TCDRS Board of Trustees at P.O. Box 2034, Austin, TX, 78768.

B) BENEFITS PROVIDED:

TCDRS provides retirement, disability, and death benefits. The plan provisions are adopted by the governing body of the County, within the options available in the Texas state statutes governing TCDRS (TCDRS Act). Members can retire with 8 or more years of service at age 60 and above, with 30 years of service regardless of age, or when the sum of their age and years of

service equals 75 or more. Members are vested after 8 years of service but must leave their accumulated contributions in the plan to receive any employer-financed benefit. Members who withdraw their personal contributions in a lump sum are not entitled to any amounts contributed by the County.

Benefit amounts are determined by the sum of the employee's contributions to the plan, with interest, and employer-financed monetary credits. The level of these monetary credits is adopted by the Commissioners' Court of the County within the actuarial constraints imposed by the TCDRS Act so that the resulting benefits can be expected to be adequately financed by the employer's commitment to contribute. At retirement, death, or disability, the benefit is calculated by converting the sum of the employee's accumulated deposits and the employer-financed monetary credits to a monthly annuity using annuity purchase rates prescribed by the TCDRS Act. The plan is open to new entrants.

C) EMPLOYEES COVERED BY BENEFIT TERMS:

| | |
|---|---|
| Inactive employees or beneficiaries currently receiving benefits | 995 |
| Inactive employees entitled to but not yet receiving benefits | 1,734 |
| Active employees | 2,502 |

D) CONTRIBUTIONS:

Montgomery County has elected the annually determined contribution rate (Variable Rate) plan provisions of the TCDRS Act. The plan is funded by monthly contributions from both employee members and the employer based on the covered payroll of employee members. Under the TCDRS Act, the contribution rate of the employer is actuarially determined annually. The County contributed using the actuarially determined rate of 12.27 percent and $17,289,479 for the months of the calendar year 2019.

The deposit rate payable by the employee members for calendar year 2019 was 6.0 percent as adopted by the Commissioners' Court. The employee deposit rate and the employer contribution rate may be changed by the Commissioners' Court within the options available in the TCDRS Act.

E) ACTUARIAL ASSUMPTIONS:

The total pension liability in the December 31, 2019 actuarial valuation was determined using the following actuarial assumptions, applied to all periods included in the measurement:

| | |
|---|---|
| Inflation | 2.75% |
| Payroll growth | 3.25% |
| Real rate of return | 5.25% |
| Long-term investment return | 8.00% |

The actuarial assumptions that determined the total pension liability as of December 31, 2019 were based on the results of an actuarial experience study for the period January 1, 2013 through December 31, 2016. In addition, mortality rates were based on the following mortality tables:

| | |
|---|---|
| Depositing members | 90% of the RP-2014 Active Employee Mortality Table for males and 90% of the RP-2014 Active Employee Mortality Table for females, projected with 110% of the MP-2014 Ultimate scale after 2014. |

| | |
|---|---|
| Service retirees, beneficiaries and non-depositing members | 130% of the RP-2014 Healthy Annuitant Mortality Table for males and 110% of the RP-2014 Healthy Annuitant Mortality Table for females, both projected with 110% of the MP-2014 Ultimate scale after 2014. |
| Disabled retirees | 130% of the Rp-2014 Disabled annuitant Mortality Table for males and 115% of the RP-2014 Disabled Annuitant Mortality Table for females, both projected with 110% of the MP-2014 Ultimate scale after 2014. |

The long-term expected rate of return on TCDRS assets is determined by adding expected inflation to expected long-term real returns, and reflecting expected volatility and correlation. The numbers shown are based on January 2019 information for a 10 year time horizon. The valuation assumption for long-term expected return is re-assessed at a minimum of every four years, and is set based on a 30-year time horizon.

| Asset Class | Target Allocation | Long Term Expected Real Rate of Return |
|---|---|---|
| US Equities | 14.50% | 5.20% |
| Private Equity | 20.00% | 8.20% |
| Global Equities | 2.50% | 5.50% |
| International Equities –-Developed | 7.00% | 5.20% |
| International Equities - Emerging | 7.00% | 5.70% |
| Investment - Grade Bonds | 3.00% | -0.20% |
| Strategic Credit | 12.00% | 3.14% |
| Direct Lending | 11.00% | 7.16% |
| Distressed Debt | 4.00% | 6.90% |
| REIT Equities | 3.00% | 4.50% |
| Master Limited Partnerships | 2.00% | 8.40% |
| Private Real Estate Partnerships | 6.00% | 5.50% |
| Hedge Funds | 8.00% | 2.30% |
| Total | 100.00% | |

The discount rate used to measure the total pension liability was 8.10%. The discount rate was determined using an alternative method to determine the sufficiency of the fiduciary net position in all future years. The alternative method reflects the funding requirements under the funding policy and the legal requirements under the TCDRS Act. TCDRS has a funding policy where the Unfunded Actuarial Accrued Liability (UAAL) shall be amortized as a level percent of pay over 20-year closed layered periods. The employee is legally required to make the contribution specified in the funding policy. The employer's assets are projected to exceed its accrued liabilities in 20 years or less. When this point is reached, the employer is still required to contribute at least the normal cost. Any increased cost due to the adoption of a COLA is required to be funded over a period of 15 years, if applicable. Based on the above assumptions, the projected fiduciary net position is determined to be sufficient compared to projected benefit payments. Based on the expected level of cash flows and investment returns to the system, the fiduciary net position as a percentage of total pension liability is projected to increase from its current level in future years.

Since the projected fiduciary net position is projected to be sufficient to pay projected benefit payments in all future years, the discount rate for purposes of calculating the net pension liability

and net pension liability of the employer is equal to the long-term assumed rate of return on investments. This long-term assumed rate of return should be net of investment expenses, but gross of administrative expenses for GASB 68 purposes. Therefore, a discount rate of 8.10% has been used. This rate reflects the long-term assumed rate of return on assets for funding purposes of 8.00%, net of all expenses, increased by 0.10% to be gross of administrative expenses.

F) PLAN FIDUCIARY NET POSITION:

Detailed information about the pension plan's fiduciary net position is available in the separately issued TCDRS financial report.

Changes in the Net Pension Liability:

| | Increase (Decrease) | | |
|---|---|---|---|
| | Total Pension Liability (a) | Plan Fiduciary Net Position (b) | Net Pension Liability (a)-(b) |
| Balances at December 31, 2018 | $528,243,954 | $463,709,823 | $64,534,130 |
| Changes for the year: | | | |
| Service cost | 17,129,790 | - | 17,129,790 |
| Interest | 43,262,383 | - | 43,262,383 |
| Effect of economic/demographic gains or losses | 772,539 | - | 772,539 |
| Refund of contributions | (1,509,211) | (1,509,211) | - |
| Benefit payments | (21,478,849) | (21,478,849) | - |
| Administrative expense | - | (413,295) | 413,295 |
| Member contributions | - | 8,453,724 | (8,453,724) |
| Net investment income | - | 76,147,612 | (76,147,612) |
| Employer contributions | - | 17,288,148 | (17,288,148) |
| Other changes | - | 156,618 | (156,618) |
| Net changes | $ 38,176,652 | $78,644,747 | ($ 42,468,095) |
| Balances at December 31, 2019 | $566,420,606 | $542,354,570 | $24,066,035 |

The following presents the net pension liability of the County, calculated using the discount rate of 8.10%, as well as what the County's net pension liability would be if it were calculated using a discount rate that is 1-percentage-point lower (7.10%) or 1-percentage-point higher (9.10%) than the current rate.

| | 1% Decrease (7.10%) | Current Discount Rate (8.10%) | 1% Increase (9.10%) |
|---|---|---|---|
| County's Net Pension Liability/(Asset) | $103,151,477 | $24,066,035 | ($41,915,333) |

G) PENSION EXPENSE AND DEFERRED OUTFLOWS/ (INFLOWS) OF RESOURCES RELATED TO PENSIONS:

For the fiscal year ended September 30, 2020, the County recognized pension expense of $24,066,035. At September 30, 2020, the County reported deferred outflows of resources related to pensions from the following sources:

| | Deferred Outflows of Resources | Deferred Inflows of Resources |
|---|---|---|
| Differences between expected and actual experience | $ 1,488,581 | $ 632,689 |
| Changes of assumptions | 1,323,186 | - |
| Net difference between projected and actual earnings | - | 12,632,530 |
| Contributions made subsequent to measurement date | 13,809,347 | - |
| | $ 16,621,114 | $ 13,265,219 |

The $13,809,347 reported as deferred outflows of resources related to pensions from County contribution subsequent to the measurement date will be recognized as a reduction of net pension liability in the fiscal year ended September 30, 2020. Other amounts reported as deferred outflows of resources related to pensions will be recognized in pension expense as follows:

| Year ended September 30, 2020 | |
|---|---|
| 2021 | $ (2,294,409) |
| 2022 | (2,931,353) |
| 2023 | 2,315,394 |
| 2024 | (7,543,084) |
| Total | $ (10,453,452) |

## NOTE 15- OTHER POST-EMPLOYMENT BENEFITS (OPEB):

A) PLAN DESCRIPTION:

Effective January 1, 2000, Commissioners' Court adopted a plan to pay for health benefit coverage for qualified retirees under a single-employer defined benefit plan. To qualify for inclusion in the coverage, an individual must currently attain either 15 continuous years of full-time employment (for employees hired prior to October 1, 2009) or 25 continuous years of full-time employment (for employees hired after October 1, 2009) with the County and be eligible for a retirement annuity from the Texas County and District Retirement System. The employee can elect to waive health benefit coverage. The County is under no obligation to provide this benefit, and the decision to do so is made by the Commissioners' Court on a year-to-year basis.

Additionally, the County offers an employee-funded health benefit to those who do not meet the above criteria. The County is obligated to provide this benefit subject to requirements of Chapter 175 of the Texas Local Government Code. Contribution levels are determined by Commissioner's Court on a year-to-year basis. The benefit level is the same as that for a full time regular employee, as further disclosed in Note 13-A.

C) EMPLOYEES COVERED BY BENEFIT TERMS:

| | |
|---|---|
| Inactive employees or beneficiaries currently receiving benefits | 407 |
| Inactive employees entitled to but not yet receiving benefits | - |
| Active employees | 2,127 |

D) TOTAL OPEB LIABILITY:

The County's total OPEB liability of $253,594,793 was measured as of September 30, 2020, and was determined by an actuarial valuation as of that date.

The total OPEB liability in the September 30, 2020 actuarial valuation was determined using the following actuarial assumptions and other inputs, applied to all periods included in the measurement, unless otherwise specified:

| | |
|---|---|
| Inflation | 2.50% |
| Salary Increases | 3.25% |
| Discount Rate | 2.41% |

Mortality rates for active employees were based on the PubG.H-2010 Employee, Generational with MP-2020 for males or females, as appropriate.

Mortality rates for retirees were based on the PubG.H-2010 Healthy Annuitant Generational with MP-2020 for males or females, as appropriate.

Changes in the Total OPEB Liability

| | Total OPEB Liability (a) |
|---|---|
| Balance at 9/30/2019 | $ 227,627,578 |
| Changes for the year: | |
| Service Cost | 11,266,295 |
| Interest | 6,505,155 |
| Differences between expected and actual experience | (624,924) |
| Changes in Assumptions/Inputs | 13,179,147 |
| Change in Benefit Terms | - |
| Benefit payments | (4,358,458) |
| Administrative Expense | - |
| Net Changes | 25,967,215 |
| Balance at 9/30/2020 | $ 253,594,793 |

The following presents the total OPEB liability of the County, as well as what the County's total OPEB liability would be if it were calculated using a discount rate that is 1-percentage-point lower (1.41 percent) or 1-percentage-point higher (3.41 percent) than the current discount rate:

| | 1% Decrease (1.41%) | Current Discount Rate (2.41%) | 1% Increase (3.41%) |
|---|---|---|---|
| Total OPEB Liability | $311,649,971 | $253,594,793 | $208,862,990 |

The following presents the total OPEB liability of the County, as well as what the County's total OPEB liability would be if it were calculated using healthcare cost trend rates that are 1-percentage-point lower or 1-percentage-point higher than the current healthcare cost trend rates:

| | 1% Decrease | Current Healthcare Cost Rate | 1% Increase |
|---|---|---|---|
| Total OPEB Liability | $201,739,550 | $253,594,793 | $325,136,404 |

E) OPEB EXPENSE AND DEFERRED OUTFLOWS OF RESOURCES AND DEFERRED INFLOWS OF RESOURCES RELATED TO OPEB:

For the year ended September 30, 2020, the County recognized OPEB expense of $22,746,228. At September 30, 2020, the County reported deferred outflows of resources related to pensions from the following sources:

| | Deferred Outflows of Resources | Deferred Inflows of Resources |
|---|---|---|
| Differences between expected and actual experience | $ 144,820 | $ 10,558,966 |
| Changes of assumptions or other inputs | 43,023,679 | - |
| | $ 43,168,499 | $ 10,558,966 |

Other amounts reported as deferred outflows of resources related to pensions will be recognized in pension expense as follows:

| Year ended September 30, | |
|---|---|
| 2021 | $ 4,974,778 |
| 2022 | 4,974,778 |
| 2023 | 4,974,778 |
| 2024 | 4,974,778 |
| 2025 | 4,974,778 |
| Thereafter | 7,735,643 |
| Total | $ 32,609,533 |

**NOTE 16- CONTINGENT LIABILITIES:**

A) GENERAL LIABILITIES:

For fiscal year 2020, the County participated in a public entity risk pool, to which certain losses arising from liability claims were transferred. All are recorded in the Accident and Liability Fund, as part of the Internal Service Funds. Premiums for this coverage is as follows:

- BRIT Property $739,342
- AFM (Excess Property) $345,817
- Flood Damage $18,777
- Additional Coverages $243,337

In addition, the County expended $848,867 for damages in connection with 229 claims, for which the deductible had not been satisfied.

B) GRANTS:
The County receives various grant monies that are subject to audit and adjustment by the grantor agencies. Any disallowed expenditure will become a liability of the County. The amount, if any, of expenditures that may be disallowed by the grantor cannot be determined at this time, although the County expects such amounts, if any, to be immaterial.

C) LITIGATION:
The County is a defendant in a number of lawsuits with claims for damages in excess of $5,000,000. These claims result primarily from assertions by former employees that they were wrongfully discharged, allegations by jail inmates that their rights were violated while incarcerated in the County jail, and claims by individuals arising from property damages. The County paid $3,326 for legal counsel to defend existing claims. These claims are accrued for in the Accident Liability Fund. The County intends to vigorously contest all the cases, and legal counsel is of the opinion that the County will prevail in all cases which may have a material effect on the financial position of the County. For additional information on the County's coverage amounts see Note 13-D.

## NOTE 17- TAX ABATEMENTS:

The County enters into property tax abatement agreements with local businesses under the Texas Tax Code, Title 3. Subtitle B, Chapter 312. Texas Property Re-development and Tax Abatement Act (the Act). Under the Act, Counties may grant property tax abatements in accordance with guidelines set forth by the Commissioners' Court. The County may grant property tax abatements for economic projects under the program that are reasonably expected to increase taxable ad valorem tax value of at least $1,000,000 and that must be expected to prevent the loss of jobs or retain, increase, or create jobs in the County. Abatements are obtained by application by the property owner to either the County Judge or the Tax Assessor-Collector.

A facility may be eligible if it is a: aviation facility, manufacturing facility, regional distribution center, research facility, office building or any other real property not excluded under Section III (c). Abatement may only be granted for the additional value of eligible property improvements made subsequent to and specified in an Abatement Agreement between the County and the property owner and lessee (if required), subject to such limitations as Commissioners' Court may require. New facilities and improvements to existing facilities may be eligible for purposes of modernization or expansion if they are in excess of 1,000,000. Additionally, they must create or retain permanent jobs in order to be eligible for consideration. Abatement may be extended to the value of buildings, structures, site improvements plus that office space, and related fixed personal property improvements necessary to the operation and administration of the facility. Abatement may also be extended to the taxable value of aircraft, but only in conjunction with other eligible property and/or improvements that creates new value in addition to that of the aircraft.

Abatements are granted effective with the January 1 valuation date immediately following the date of execution of the agreement.

For the fiscal year ended September 30, 2020, the County abated property taxes totaling $1,981,217 under this program which includes twenty-three (23) entities.

## NOTE 18- NEW ACCOUNTING PRONOUNCEMENTS:

The Governmental Accounting Standards Board (GASB) has recently issued several new statements. A listing follows of those that apply to the County. These statements will be implemented in subsequent years, as required by the GASB.

GASB Statement No. 97, *Certain Component Unit Criteria, and Accounting and Financial Reporting for Internal Revenue Code Section 457 Deferred Compensation Plans - and amendment of GASB Statements No. 14 and No. 84, and supersession of GASB Statement No. 32,* will result in more consistent financial reporting of defined contribution pension plans, defined contribution OPEB plans, and other employee benefit plans, while mitigating the costs associated with reporting those plans. The requirements of this statement will be effective for the County for the fiscal year ending September 30, 2022.

GASB Statement No. 96, *Subscription-Based Information Technology Arrangements,* will improve financial reporting by establishing a definition for SBITAs and providing uniform guidance for accounting and financial reporting for transactions that meet that definition. The requirements of this statement will be effective for the County for the fiscal year ending September 30, 2023.

GASB Statement No. 95, *Postponement of the Effective Dates of Certain Authoritative Guidance,* will provide governments with sufficient time to apply the authoritative guidance addressed in the statement and will help to safeguard the reliability of their financial statements. The requirements of this statement will be effective for the County immediately.

GASB Statement No. 92, *Omnibus 2020,* will improve financial reporting by improving the consistency of authoritative literature by addressing practice issues that have been identified during implementation and application of certain GASB Statements. The requirements of this statement will be effective for the County for the fiscal year ending September 30, 2022.

GASB Statement No. 91, *Conduit Debt Obligations,* will improve financial reporting by eliminating the existing option for issuers to report conduit debt obligations as their own liabilities, thereby ending significant diversity in practice. The requirements of this statement will be effective for the County for the fiscal year ending September 30, 2023.

GASB Statement No. 90, *Majority Equity Interests – an amendment of GASB Statements No. 14 and No. 61,* will improve the consistency and comparability of reporting a government's majority equity interest in a legally separate organization and improve the relevance of financial statement information for certain component units. The requirements of this statement will be effective for the County for the fiscal year ending September 30, 2021.

GASB Statement No. 89, *Accounting for Interest Cost Incurred Before the End of a Construction Period,* will improve financial reporting by providing users of financial statements with more relevant information about capital assets and the cost of borrowing for a reporting period. The requirements of this statement will be effective for the County for the fiscal year ending September 30, 2022.

GASB Statement No. 87, *Leases,* will increase the usefulness of governments' financial statements by requiring reporting of certain lease liabilities that currently are not reported. The requirements of this statement will be effective for the County for the fiscal year ending September 30, 2022.

GASB Statement No. 84, *Fiduciary Activities,* will enhance consistency and comparability by establishing specific criteria for identifying activities that should be reported as fiduciary activities and clarifying whether and how business-type activities should report their fiduciary activities. The requirements of this statement will be effective for the County for the fiscal year ending September 30, 2021.

## NOTE 19- PRIOR PERIOD ADJUSTMENT:

Net Position at September 30, 2019 was restated for the inclusion of Alarms Permits. Current analysis by management determined that a prior period adjustment was necessary to remove this account from Agency Funds to Governmental Funds.

Net Position at September 30, 2019 was restated to correct the beginning balance of capital assets for business-type activities. This was a prior period adjustment of $3,211,919.

Governmental Funds at September 30, 2019 was restated due to the implementation of the County's new ERP. During this implementation process, management reviewed the existing general ledger structure and determined that items accounted for in the Jury Fund should be more appropriately reclassified to the General Fund. Similarly, management created a new Grants Fund to account for the County's grants. Certain grants that were previously recorded in the General Fund and Road and Bridge Fund were moved to the Grants Fund.

Details of these adjustments are as follows:

| | Governmental Activities | General | Road & Bridge | Grants | Other Governmental Funds | Business-type Activities |
|---|---|---|---|---|---|---|
| Beginning fund balance\net position, as previously reported | $ 511,767,753 | $142,889,911 | $15,573,310 | $5,895,932 | $111,584,581 | $ 38,604,031 |
| From Jury Fund to General Fund | - | 3,890,876 | - | - | (3,890,876) | - |
| From Memorial Library Fund to General Fund | - | 133,029 | - | - | (133,029) | - |
| From General Fund to Grants Fund | - | (728,144) | - | 728,144 | - | - |
| From Agency Fund to General Fund | 31,879 | 31,879 | - | - | - | - |
| From Road & Bridge Fund to Grants Fund | - | - | (158,306) | 158,306 | - | - |
| From General Fund | - | - | - | - | - | - |
| From General Fund | - | - | - | - | - | - |
| To General Fund | - | - | - | - | - | - |
| Correction of Capital Assets | - | - | - | - | - | 3,211,919 |
| Beginning fund balance\net position, as restated | $ 511,799,632 | $146,217,551 | $15,415,004 | $6,782,382 | $107,560,676 | $ 41,815,950 |

## NOTE 20- DEFICIT IN UNRESTRICTED NET POSITION AND FUND BALANCE:

Contract Elections Services Fund reported a deficit in unassigned fund balance of $172,919. This is primarily because the County did not receive reimbursement for expenses during the period of availability.

Self Insurance Accident and Liability Fund reported a deficit in Net Position of $2,860,316. This is due to a significantly large liability recognition for claims and judgements for fiscal year 2020. Management fully expects this deficit to be rectified during fiscal year 2021 as ongoing claims and judgements are resolved.

The statement of net position reported a deficit in unrestricted net position of $116,805,889 mainly due to unfunded other-post employment benefits liability.

## NOTE 21- SUBSEQUENT EVENT:

On December 3, 2020, Commissioners Court issued Limited Tax Refunding Bonds, Series 2020 in the amount of 23,235,000. Proceeds from the Refunding Bonds will be used to refund and defease certain outstanding obligations.

In March 2020, the World Health Organization declared the novel coronavirus ("Covid-19") a global pandemic and recommended containment and mitigation measures worldwide. This contagious disease outbreak, which has continued to spread, and any related adverse public health developments, has adversely affected public education, workforces, economies, and financial markets globally, potentially leading to an economic downturn. It has also disrupted the normal operations of many businesses and organizations. It is not possible for management to predict the duration or magnitude of the adverse results of the outbreak and its disruptive effects on the County's operations and financial results at this time.

# REQUIRED SUPPLEMENTARY INFORMATION

**MONTGOMERY COUNTY, TEXAS**

**Required Supplementary Information**

**Schedule of Changes in the County's Net Pension Liability**

| | 2015 | 2016 | 2017 |
|---|---|---|---|
| Total Pension Liability | | | |
| Service Cost | $ 13,961,075 | $ 14,877,252 | $ 16,207,504 |
| Interest | 29,231,819 | 31,734,340 | 34,011,062 |
| Effect of plan changes | - | (3,634,696) | 419,483 |
| Effect of economic/demographic gains or losses | 1,603,366 | (3,796,129) | 40,860 |
| Effect of assumptions changes or inputs | - | 4,204,219 | - |
| Benefit Payments, including refunds of employee contributions | (13,944,641) | (15,341,208) | (16,391,080) |
| Net change in total pension liability | 30,851,619 | 28,043,778 | 34,287,829 |
| Total pension liability - beginning | 360,878,598 | 391,730,217 | 419,773,994 |
| Total pension liability - ending | $ 391,730,217 | $ 419,773,995 | $ 454,061,823 |
| | | | |
| Plan Fiduciary Net Position | | | |
| Contributions - employer | $ 12,941,853 | $ 18,689,688 | $ 15,909,431 |
| Contributions - employee | 6,328,534 | 6,694,227 | 7,100,748 |
| Net Investment income | 22,791,347 | (5,580,229) | 27,516,524 |
| Benefit payments, including refunds of employee contributions | (13,944,641) | (15,341,208) | (16,391,080) |
| Administrative expenses | (272,575) | (266,281) | (299,286) |
| Other | 200,508 | (135,551) | 344,834 |
| Net change in plan fiduciary net position | 28,045,026 | 4,060,646 | 34,181,171 |
| | | | |
| Plan Fiduciary Net Position - beginning | 339,456,166 | 367,501,192 | 371,561,838 |
| Plan Fiduciary Net Position - ending | $ 367,501,192 | $ 371,561,838 | $ 405,743,009 |
| | | | |
| County's net pension liability - ending | $ 24,229,025 | $ 48,212,157 | $ 48,318,814 |
| | | | |
| Plan fiduciary net position as a percentage of the total pension liability | 93.81% | 88.51% | 89.36% |
| | | | |
| Covered payroll | $ 105,475,573 | $ 111,570,445 | $ 118,329,101 |
| | | | |
| County's net pension liability as a percentage of covered payroll | 22.97% | 43.21% | 40.83% |

The amounts presented for the fiscal year were determined as of the Plan's fiscal year end, December 31 of the prior year. This schedule is presented to illustrate the requirement to show information for 10 years. However, until a full 10-year trend is compiled, the County will present information for those years for which information is available.

| 2018 | 2019 | 2020 |
|---|---|---|
| $ 16,423,336 | $ 16,637,887 | $ 17,129,790 |
| 37,357,960 | 40,324,746 | 43,262,383 |
| - | - | - |
| 1,078,188 | - | 772,539 |
| 1,244,964 | 529,728 | - |
| (18,919,903) | (20,494,775) | (22,988,060) |
| 37,184,545 | 36,997,586 | 38,176,652 |
| 454,061,823 | 491,246,368 | 528,243,955 |
| $ 491,246,368 | $ 528,243,954 | $ 566,420,607 |
| | | |
| $ 15,579,849 | $ 16,149,204 | $ 17,288,148 |
| 7,638,026 | 7,896,955 | 8,453,724 |
| 59,293,448 | (8,699,150) | 76,147,612 |
| (18,919,903) | (20,494,775) | (22,988,060) |
| (311,951) | (372,454) | (413,295) |
| 54,609 | 152,956 | 156,618 |
| 63,334,078 | (5,367,264) | 78,644,747 |
| 405,743,008 | 469,077,086 | 463,709,825 |
| $ 469,077,086 | $ 463,709,822 | $ 542,354,572 |
| | | |
| $ 22,169,282 | $ 64,534,132 | $ 24,066,035 |
| | | |
| 95.49% | 87.78% | 95.75% |
| | | |
| $ 126,975,182 | $ 131,615,924 | $ 140,895,394 |
| 17.46% | 49.03% | 17.08% |

**MONTGOMERY COUNTY, TEXAS**
**Required Supplementary Information**
**Schedule of County Contributions**

| | 2015 | 2016 | 2017 |
|---|---|---|---|
| Actuarially determined contribution | $ 11,834,359 | $ 12,194,650 | $ 12,105,067 |
| Actual Employer Contribution | 12,941,853 | 18,689,688 | 15,909,431 |
| Contribution deficiency (excess) | $ (1,107,494) | $ (6,495,039) | $ (3,804,363) |
| Covered payroll | $ 105,475,573 | $ 111,570,445 | $ 126,429,336 |
| Contributions as a percentage of covered payroll | 12.30% | 16.80% | 12.60% |

Notes to Schedule

Valuation Date:
Actuarially determined contribution rates are calculated as of December 31, two years prior to the end of the fiscal year in which the contributions are reported.

Methods and assumptions used to determine contribution rates:

| | |
|---|---|
| Actuarial cost method | Entry Age |
| Amortization method | Level percentage of payroll, closed |
| Remaining amortization period | 8.6 years (based on contribution rate calculated in 12/31/2019 valuation) |
| Asset valuation method | 5 year smoothed market |
| Inflation | 2.75% |
| Salary increases | Varies by age and service. 4.9% average over career, including inflation |
| Investment rate of return | 8.00%, net of administrative and investment expense, including inflation |
| Depositing members | 90% of the RP-2014 Active Employee Mortality Table for males and 90% of the RP-2014 Active Employee Mortality Table for females, projected with 110% of the MP-2014 Ultimate scale after 2014. |
| Service retirees, beneficiaries and non-depositing members | 130% of the RP-2014 Healthy Annuitant Mortality Table for males and 110% of the RP-2014 Healthy Annuitant Mortality Table for females, both projected with 110% of the MP-2014 Ultimate scale after 2014 |
| Disabled retirees | 130% of the RP-2014 Disabled Anuitant Mortality Table for males and 115% of the RP-2014 Disabled Annuitant Mortality Table for females, both projected with 110% of the MP-2014 Ultimate scale after 2014. |

The amounts presented for the fiscal year were determined as of the County's fiscal year end, September 30. This schedule is presented to illustrate the requirement to show information for 10 years. However, until a full 10-year trend is compiled, the County will present information for those years for which information is available.

| | 2018 | | 2019 | | 2020 |
|---|---|---|---|---|---|
| $ | 13,751,412 | $ | 14,517,236 | $ | 15,230,792 |
| | 15,579,849 | | 16,149,204 | | 17,288,148 |
| $ | (1,828,437) | $ | (1,631,968) | $ | (2,057,356) |
| $ | 129,014,477 | $ | 136,590,609 | $ | 140,895,394 |
| | 12.08% | | 11.82% | | 12.27% |

MONTGOMERY COUNTY
Birthplace
of the
Lone Star Flag

**MONTGOMERY COUNTY, TEXAS**

**Required Supplementary Information**

**Schedule of Changes in the County's Total OPEB Liability and Related Ratios**

| | 2018 | 2019 | 2020 |
|---|---|---|---|
| Total OPEB Liability | | | |
| Service Cost | $ 8,336,459 | $ 8,607,394 | $ 11,266,295 |
| Interest | 6,975,183 | 7,432,143 | 6,505,155 |
| Changes of benefit terms | - | - | - |
| Differences between expected and actual experience | 231,712 | (13,337,971) | (624,924) |
| Changes in assumptions or other inputs | - | 41,745,176 | 13,179,147 |
| Benefit payments | (3,241,471) | (4,524,987) | (4,358,458) |
| Net change in total OPEB liability | 12,301,883 | 39,921,755 | 25,967,215 |
| Total OPEB liability - beginning | 175,403,940 | 187,705,823 | 227,627,578 |
| Total OPEB liability - ending | $ 187,705,823 | $ 227,627,578 | $ 253,594,793 |
| | | | |
| Covered payroll | $ 116,286,612 | $ 125,374,560 | $ 125,886,503 |
| Total OPEB liability as a percentage of covered-employee payroll | 161.40% | 181.60% | 201.40% |

Notes to Schedule:

Changes in benefit terms: None

Changes of assumptions:

| | | |
|---|---|---|
| The following are the discounts rates used in each period: | 2018 | 3.83% |
| | 2019 | 2.75% |
| | 2,020 | 2.41% |
| | | |
| The following are the mortality rates used in each period: | 2018 | RPH-2014 Employee and healthy Annuity, Generational with MP-2018 |
| | 2019 | PubG.H-2010 Employee and Healthy Annuitant, Genrational with MP-2019 |
| | 2,020 | PubG.H-2010 Employee and Healthy Annuitant, Genrational with MP-2020 |
| | | |
| The following are the medical trend rates used in each period: | 2018 | 6.5% first year, decreasing 0.5% per year to an ultimate rate of 5.0% |
| | 2019 | 6.5% first year, decreasing 0.25% per year to an ultimate rate of 4.5% |
| | 2020 | 6.5% first year, decreasing 0.25% per year to an ultimate rate of 4.5% |

The amounts presented for the fiscal year were determined as of the Plan's fiscal year end, September 30. This schedule is presented to illustrate the requirement to show information for 10 years. However, until a full 10-year trend is compiled, the County will present information for those years for which information is available.

MONTGOMERY COUNTY
Birthplace
of the
Lone Star Flag

# SUPPLEMENTARY INFORMATION

MONTGOMERY COUNTY
Birthplace
of the
Lone Star Flag

**MONTGOMERY COUNTY, TEXAS**

**General Fund**

**Schedule of Assets, Liabilities, Deferred Inflows of Resources, and Fund Balance**

**September 30, 2020**

A-1

| | General Fund |
|---|---|
| **ASSETS:** | |
| Cash | $ 148,944,326 |
| Investments | 108,499,866 |
| Receivables: | |
| Taxes (net) | 5,670,965 |
| Accounts (net) | 5,938,094 |
| Interest | 294,188 |
| Due from Other Funds | 35,179,743 |
| Due from Other Governments | 11,016,656 |
| Prepaid Items | 536,501 |
| **TOTAL ASSETS** | $ 316,080,339 |
| **LIABILITIES:** | |
| Accounts Payable | $ 30,700,352 |
| Due to Other Funds | 41,478,939 |
| Due to Other Governments | 2,050 |
| Unearned Revenue | 54,197,617 |
| Total liabilities | 126,378,958 |
| **DEFERRED INFLOWS OF RESOURCES:** | |
| Unavailable revenue: property taxes | 5,544,249 |
| Total deferred inflows of resources | 5,544,249 |
| **FUND BALANCES:** | |
| Nonspendable | 536,501 |
| Restricted | 2,312,003 |
| Committed | 43,995,330 |
| Assigned | 85,000,000 |
| Unassigned | 52,313,298 |
| Total Fund Balances | 184,157,132 |
| **TOTAL LIABILITIES, DEFERRED INFLOWS OF RESOURCES AND FUND BALANCES** | $ 316,080,339 |

# MONTGOMERY COUNTY, TEXAS
## General Fund
## Schedule of Revenues and Other Financing Sources
## Budget (GAAP Basis) and Actual
## Year Ended September 30, 2020

A-2

| | Original Budget | Final Budget | Actual | Variance with Final Budget |
|---|---|---|---|---|
| **TAXES:** | | | | |
| Ad Valorem Current | $ 188,429,395 | $ 188,429,395 | $ 186,545,713 | $ (1,883,682) |
| Ad Valorem Delinquent | 1,407,634 | 1,407,634 | 736,329 | (671,305) |
| Penalty and Interest | 1,396,173 | 1,396,173 | 1,577,640 | 181,467 |
| Miscellaneous Taxes | 225,000 | 225,010 | 292,308 | 67,298 |
| Total Taxes | 191,458,202 | 191,458,212 | 189,151,990 | (2,306,222) |
| **FEES AND CHARGES FOR SERVICES:** | | | | |
| General Government | 3,439,050 | 9,913,050 | 6,961,757 | (2,951,293) |
| Financial Administration | 5,857,504 | 5,857,504 | 6,291,068 | 433,564 |
| Health and Human Services | 297,250 | 386,501 | 480,226 | 93,725 |
| Culture and Recreation | 1,375,000 | 815,000 | 429,622 | (385,378) |
| Law Enforcement and Corrections | 2,658,568 | 2,918,018 | 2,691,614 | (226,404) |
| Legal and Judicial | 7,600,000 | 1,224,258 | 4,282,128 | 3,057,870 |
| Transportation | - | 685,000 | 653,968 | (31,032) |
| Total Fees | 21,227,372 | 21,799,331 | 21,790,383 | (8,948) |
| **INTERGOVERNMENTAL:** | | | | |
| Federal Grants | - | 295,347 | 90,682 | (204,665) |
| State Grants | 1,540,000 | 1,694,062 | 1,313,441 | (380,621) |
| Other | 2,355,000 | 2,975,000 | 2,642,269 | (332,731) |
| Total Intergovernmental | 3,895,000 | 4,964,409 | 4,046,392 | (918,017) |
| **LICENSES AND PERMITS:** | | | | |
| Beer Licenses | 175,000 | 175,000 | 250,658 | 75,658 |
| Health Permits | 500,000 | 500,000 | 626,405 | 126,405 |
| Recycle Center Permits | - | - | 1,750 | 1,750 |
| Animal Control Transport | 4,000 | 4,000 | 4,185 | 185 |
| Food Service Permits | 575,000 | 575,000 | 612,785 | 37,785 |
| Alarm Permits | 850,000 | 850,000 | 699,075 | (150,925) |
| Total Licenses and Permits | 2,104,000 | 2,104,000 | 2,194,858 | 90,858 |
| **CONTRACT REIMBURSEMENTS** | 19,664,106 | 21,448,091 | 24,072,265 | 2,624,174 |
| **INVESTMENT EARNINGS** | 1,016,786 | 1,016,786 | 3,006,735 | 1,989,949 |
| **FINES AND FORFEITURES** | 740,000 | 740,000 | 438,900 | (301,100) |
| **COMMISSIONS** | 6,000 | 95,410 | 99,476 | 4,066 |
| **MISCELLANEOUS** | 372,625 | 800,258 | 1,273,622 | 473,364 |
| **TOTAL REVENUES** | 240,484,091 | 244,426,497 | 246,074,621 | 1,648,124 |
| **OTHER FINANCING SOURCES:** | | | | |
| Transfers In | - | 2,698,017 | 726,613 | (1,971,404) |
| Capital Lease Financing | - | 5,550,755 | 1,665,337 | (3,885,418) |
| **TOTAL OTHER FINANCING SOURCES** | - | 8,248,772 | 2,391,950 | (5,856,822) |
| **TOTAL REVENUES AND OTHER FINANCING SOURCES** | $ 240,484,091 | $ 252,675,269 | $ 248,466,571 | $ (4,208,698) |

# MONTGOMERY COUNTY, TEXAS
## General Fund
## Schedule of Expenditures and Other Financing Uses
## Budget (GAAP Basis) and Actual
## Year Ended September 30, 2020



| | Original Budget | Final Budget | Actual | Variance with Final Budget |
|---|---|---|---|---|
| **GENERAL GOVERNMENT:** | | | | |
| County Judge : | | | | |
| Salaries | $ 372,621 | $ 379,586 | $ 379,589 | $ (3) |
| Benefits | 122,625 | 122,625 | 120,079 | 2,546 |
| Operations | 42,550 | 42,364 | 42,357 | 7 |
| Total County Judge | 537,796 | 544,575 | 542,025 | 2,550 |
| Human Resources: | | | | |
| Salaries | 417,982 | 421,424 | 421,424 | - |
| Benefits | 156,741 | 156,741 | 154,513 | 2,228 |
| Operations | 59,579 | 59,579 | 50,815 | 8,764 |
| Total Human Resources | 634,302 | 637,744 | 626,752 | 10,992 |
| Risk Management: | | | | |
| Salaries | 613,166 | 584,056 | 580,321 | 3,735 |
| Benefits | 232,184 | 226,965 | 216,453 | 10,512 |
| Operations | 100,967 | 112,138 | 94,563 | 17,575 |
| Capital | 22,000 | 22,000 | 22,061 | (61) |
| Total Risk Management | 968,317 | 945,159 | 913,398 | 31,761 |
| County Clerk: | | | | |
| Salaries | 1,675,999 | 1,669,661 | 1,653,606 | 16,055 |
| Benefits | 762,264 | 761,001 | 728,246 | 32,755 |
| Operations | 59,310 | 53,517 | 43,390 | 10,127 |
| Total County Clerk | 2,497,573 | 2,484,179 | 2,425,242 | 58,937 |
| Elections: | | | | |
| Salaries | 954,680 | 908,116 | 976,649 | (68,533) |
| Benefits | 322,392 | 288,201 | 293,184 | (4,983) |
| Operations | - | 224,564 | 277,177 | (52,613) |
| Capital | 194,379 | - | 8,208 | (8,208) |
| Total Elections | 1,471,451 | 1,420,881 | 1,555,218 | (134,337) |
| Information Technology: | | | | |
| Salaries | 2,499,442 | 2,666,025 | 2,630,458 | 35,567 |
| Benefits | 889,970 | 950,268 | 908,167 | 42,101 |
| Operations | 5,583,538 | 6,435,642 | 6,418,918 | 16,724 |
| Capital | 564,500 | 2,873,371 | 2,870,069 | 3,302 |
| Total Information Technology | 9,537,450 | 12,925,306 | 12,827,612 | 97,694 |

# MONTGOMERY COUNTY, TEXAS
## General Fund
## Schedule of Expenditures and Other Financing Uses
## Budget (GAAP Basis) and Actual
## Year Ended September 30, 2020



| | Original Budget | Final Budget | Actual | Variance with Final Budget |
|---|---|---|---|---|
| **GENERAL GOVERNMENT (cont'd)** | | | | |
| Building Custodial Services: | | | | |
| Salaries | 2,132,366 | 2,109,805 | 2,007,990 | 101,815 |
| Benefits | 884,278 | 879,784 | 794,169 | 85,615 |
| Operations | 398,610 | 369,333 | 358,601 | 10,732 |
| Capital | 23,065 | 37,395 | 30,958 | 6,437 |
| Total Building Custodial Services | 3,438,319 | 3,396,317 | 3,191,718 | 204,599 |
| Building Maintenance and Construction: | | | | |
| Salaries | 2,630,592 | 2,630,592 | 2,618,774 | 11,818 |
| Benefits | 1,087,334 | 1,087,334 | 1,065,301 | 22,033 |
| Operations | 1,452,491 | 3,251,373 | 3,220,844 | 30,529 |
| Capital | 189,680 | 260,258 | 210,285 | 49,973 |
| Total Building Maintenance and Construction | 5,360,097 | 7,229,557 | 7,115,204 | 114,353 |
| Commissioners Court: | | | | |
| Operations | - | 1,208,272 | 1,844,253 | (635,981) |
| Total Commissioners Court | - | 1,208,272 | 1,844,253 | (635,981) |
| County-Wide: | | | | |
| Salaries | 250,000 | 3,287 | - | 3,287 |
| Benefits | 5,296,110 | 5,311,031 | 5,311,031 | - |
| Operations | 10,347,534 | 7,206,514 | 7,213,258 | (6,744) |
| Capital | 2,600,000 | - | - | - |
| Total County-Wide | 18,493,644 | 12,520,832 | 12,524,289 | (3,457) |
| Contingency: | | | | |
| Salaries | 160,787 | - | - | - |
| Benefits | 19,761 | 68,811 | - | 68,811 |
| Operations | 312,267 | 215,652 | - | 215,652 |
| Total Contingency | 492,815 | 284,463 | - | 284,463 |

# MONTGOMERY COUNTY, TEXAS
## General Fund
## Schedule of Expenditures and Other Financing Uses
## Budget (GAAP Basis) and Actual
## Year Ended September 30, 2020



| | Original Budget | Final Budget | Actual | Variance with Final Budget |
|---|---|---|---|---|
| **GENERAL GOVERNMENT (cont'd)** | | | | |
| Permits: | | | | |
| Salaries | 347,318 | 340,353 | 337,781 | 2,572 |
| Benefits | 154,720 | 154,720 | 149,861 | 4,859 |
| Operations | 16,890 | 16,060 | 13,265 | 2,795 |
| Total Permits | 518,928 | 511,133 | 500,907 | 10,226 |
| **TOTAL GENERAL GOVERNMENT** | 43,950,692 | 44,108,418 | 44,066,618 | 41,800 |
| **FINANCIAL ADMINISTRATION:** | | | | |
| Court Collections: | | | | |
| Salary | 275,707 | 268,320 | 246,628 | 21,692 |
| Benefits | 128,399 | 126,928 | 108,822 | 18,106 |
| Operations | 86,660 | 86,291 | 46,703 | 39,588 |
| Total Court Collections | 490,766 | 481,539 | 402,153 | 79,386 |
| County-Wide: | | | | |
| Operations | 2,390,174 | 2,531,019 | 1,888,432 | 642,587 |
| Total Commissioners Court | 2,390,174 | 2,531,019 | 1,888,432 | 642,587 |
| Purchasing Agent: | | | | |
| Salary | 832,236 | 836,308 | 830,756 | 5,552 |
| Benefits | 312,735 | 313,547 | 303,325 | 10,222 |
| Operations | 28,917 | 29,355 | 25,786 | 3,569 |
| Total Purchasing Agent | 1,173,888 | 1,179,210 | 1,159,867 | 19,343 |
| County Auditor: | | | | |
| Salary | 1,483,188 | 1,514,374 | 1,490,045 | 24,329 |
| Benefits | 589,357 | 602,714 | 563,264 | 39,450 |
| Operations | 72,520 | 69,089 | 52,020 | 17,069 |
| Total County Auditor | 2,145,065 | 2,186,177 | 2,105,329 | 80,848 |

# MONTGOMERY COUNTY, TEXAS
## General Fund
## Schedule of Expenditures and Other Financing Uses
## Budget (GAAP Basis) and Actual
## Year Ended September 30, 2020



| | Original Budget | Final Budget | Actual | Variance with Final Budget |
|---|---|---|---|---|
| **FINANCIAL ADMINISTRATION (cont'd)** | | | | |
| Budget Office: | | | | |
| Salary | 239,780 | 238,657 | 238,635 | 22 |
| Benefits | 84,311 | 84,311 | 80,358 | 3,953 |
| Operations | 11,800 | 11,738 | 3,966 | 7,772 |
| Total Budget Office | 335,891 | 334,706 | 322,959 | 11,747 |
| County Treasurer: | | | | |
| Salary | 512,203 | 517,924 | 517,921 | 3 |
| Benefits | 200,005 | 200,068 | 196,979 | 3,089 |
| Operations | 23,520 | 20,122 | 19,466 | 656 |
| Total County Treasurer | 735,728 | 738,114 | 734,366 | 3,748 |
| Tax Assessor/Collector: | | | | |
| Salary | 3,093,502 | 3,063,408 | 2,942,875 | 120,533 |
| Benefits | 1,436,312 | 1,430,317 | 1,300,062 | 130,255 |
| Operations | 293,268 | 310,313 | 249,538 | 60,775 |
| Total Tax Assessor/Collector | 4,823,082 | 4,804,038 | 4,492,475 | 311,563 |
| **TOTAL FINANCIAL ADMINISTRATION** | 12,094,594 | 12,254,803 | 11,105,581 | 1,149,222 |
| **HEALTH & HUMAN SERVICES:** | | | | |
| Veterans Services: | | | | |
| Salary | 222,567 | 222,567 | 213,546 | 9,021 |
| Benefits | 93,322 | 93,322 | 82,515 | 10,807 |
| Operations | 10,159 | 10,342 | 9,238 | 1,104 |
| Total Veterans Services | 326,048 | 326,231 | 305,299 | 20,932 |
| Non-Departmental | | | | |
| Operations | 90,000 | 100,418 | 74,720 | 25,698 |
| Total Commissioners Court | 90,000 | 100,418 | 74,720 | 25,698 |

# MONTGOMERY COUNTY, TEXAS
## General Fund
## Schedule of Expenditures and Other Financing Uses
## Budget (GAAP Basis) and Actual
## Year Ended September 30, 2020



| | Original Budget | Final Budget | Actual | Variance with Final Budget |
|---|---|---|---|---|
| **HEALTH & HUMAN SERVICES (cont'd)** | | | | |
| Commissioners Court: | | | | |
| Operations | 816,290 | 221,525 | 228,546 | (7,021) |
| Total Commissioners Court | 816,290 | 221,525 | 228,546 | (7,021) |
| Child Welfare: | | | | |
| Salaries | - | 13,711 | 8,195 | 5,516 |
| Benefits | - | 63,807 | 35,934 | 27,873 |
| Operations | 61,450 | - | - | - |
| Total Child Welfare | 61,450 | 77,518 | 44,129 | 33,389 |
| Environmental Health: | | | | |
| Salary | 1,520,291 | 1,458,473 | 1,430,240 | 28,233 |
| Benefits | 572,257 | 566,454 | 530,458 | 35,996 |
| Operations | 83,716 | 85,554 | 64,246 | 21,308 |
| Total Environmental Health | 2,176,264 | 2,110,481 | 2,024,944 | 85,537 |
| Animal Services: | | | | |
| Salary | 2,570,234 | 2,562,522 | 2,424,953 | 137,569 |
| Benefits | 1,168,948 | 1,167,412 | 1,066,009 | 101,403 |
| Operations | 1118775 | 1,663,724 | 1,223,264 | 440,460 |
| Capital Outlay | - | 215,892 | 215,892 | - |
| Total Animal Services | 4,857,957 | 5,609,550 | 4,930,118 | 679,432 |
| Forensic Services: | | | | |
| Salary | 1,119,449 | 1,148,177 | 1,140,761 | 7,416 |
| Benefits | 345,455 | 344,667 | 319,094 | 25,573 |
| Operations | 709,891 | 734,963 | 629,833 | 105,130 |
| Total Forensic Services | 2,174,795 | 2,227,807 | 2,089,688 | 138,119 |
| MCCD: | | | | |
| Operations | 1,000 | 1,000 | 694 | 306 |
| Total MCCD | 1,000 | 1,000 | 694 | 306 |

# MONTGOMERY COUNTY, TEXAS
## General Fund
## Schedule of Expenditures and Other Financing Uses
## Budget (GAAP Basis) and Actual
## Year Ended September 30, 2020



| | Original Budget | Final Budget | Actual | Variance with Final Budget |
|---|---|---|---|---|
| **HEALTH & HUMAN SERVICES (cont'd)** | | | | |
| Extension Services: | | | | |
| Salary | 461,367 | 461,367 | 454,971 | 6,396 |
| Benefits | 226,612 | 226,612 | 194,092 | 32,520 |
| Operations | 59,430 | 73,028 | 58,891 | 14,137 |
| Total Extension Services | 747,409 | 761,007 | 707,954 | 53,053 |
| **TOTAL HEALTH & HUMAN SERVICES** | 11,251,213 | 11,435,537 | 10,406,092 | 1,029,445 |
| **CULTURE & RECREATION:** | | | | |
| Commissioners Court: | | | | |
| Operations | - | 150,000 | 150,000 | - |
| Total Commissioners Court | - | 150,000 | 150,000 | - |
| Historical Commission: | | | | |
| Operations | 30,000 | 79,954 | 66,000 | 13,954 |
| Total Historical Commission | 30,000 | 79,954 | 66,000 | 13,954 |
| Convention Center Complex: | | | | |
| Salaries | 496,565 | 490,207 | 438,128 | 52,079 |
| Benefits | 209,132 | 207,866 | 184,314 | 23,552 |
| Operations | 355,191 | 519,668 | 421,662 | 98,006 |
| Total Convention Center Complex | 1,060,888 | 1,217,741 | 1,044,104 | 173,637 |
| Memorial Library: | | | | |
| Salaries | 5,925,063 | 5,903,791 | 5,758,829 | 144,962 |
| Benefits | 2,677,916 | 2,673,678 | 2,521,102 | 152,576 |
| Operations | 926,981 | 1,191,928 | 1,092,338 | 99,590 |
| Capital | 337,623 | 495,182 | 439,871 | 55,311 |
| Total Memorial Library | 9,867,583 | 10,264,579 | 9,812,140 | 452,439 |
| **TOTAL CULTURE & RECREATION** | 10,958,471 | 11,712,274 | 11,072,244 | 640,030 |

# MONTGOMERY COUNTY, TEXAS
## General Fund
## Schedule of Expenditures and Other Financing Uses
## Budget (GAAP Basis) and Actual
## Year Ended September 30, 2020



| | Original Budget | Final Budget | Actual | Variance with Final Budget |
|---|---|---|---|---|
| **LAW ENFORCEMENT & CORRECTIONS:** | | | | |
| Department of Public Safety: | | | | |
| Salaries | 81,508 | 81,508 | 82,139 | (631) |
| Benefits | 40,731 | 40,731 | 40,089 | 642 |
| Operations | 450 | 450 | - | 450 |
| Total Department of Public Safety | 122,689 | 122,689 | 122,228 | 461 |
| Office of Homeland Security and Emergency Management: | | | | |
| Salaries | 373,999 | 405,108 | 206,538 | 198,570 |
| Benefits | 135,732 | 165,319 | 70,433 | 94,886 |
| Operations | 25,156 | 1,368,566 | 1,022,077 | 346,489 |
| Capital | - | 5,124 | 5,124 | - |
| Total Office of Homeland Security and Emergency Management | 534,887 | 1,944,117 | 1,304,172 | 639,945 |
| Fire Marshal Investigations: | | | | |
| Salaries | 599,974 | 628,975 | 316,885 | 312,090 |
| Benefits | 205,239 | 205,239 | 102,622 | 102,617 |
| Operations | 79,995 | 83,795 | 78,480 | 5,315 |
| Capital | 48,971 | 161,396 | 161,397 | (1) |
| Total Fire Marshal Investigations | 934,179 | 1,079,405 | 659,384 | 420,021 |
| Fire Marshal Inspections: | | | | |
| Salaries | 610,353 | 621,351 | 621,352 | (1) |
| Benefits | 231,924 | 231,924 | 228,089 | 3,835 |
| Operations | 64,844 | 66,344 | 64,749 | 1,595 |
| Capital | 42,197 | 80,115 | 79,588 | 527 |
| Total Fire Marshal Inspections | 949,318 | 999,734 | 993,778 | 5,956 |
| District Attorney: | | | | |
| Salaries | 8,487,936 | 8,561,735 | 8,531,709 | 30,026 |
| Benefits | 2,934,580 | 2,946,317 | 2,835,222 | 111,095 |
| Operations | 434,248 | 431,431 | 400,156 | 31,275 |
| Capital | 150,341 | 46,200 | 45,948 | 252 |
| Total District Attorney | 12,007,105 | 11,985,683 | 11,813,035 | 172,648 |

# MONTGOMERY COUNTY, TEXAS
## General Fund
## Schedule of Expenditures and Other Financing Uses
## Budget (GAAP Basis) and Actual
## Year Ended September 30, 2020



| | Original Budget | Final Budget | Actual | Variance with Final Budget |
|---|---|---|---|---|
| **LAW ENFORCEMENT & CORRECTIONS (cont'd):** | | | | |
| Juvenile Services: | | | | |
| Salaries | 3,780,672 | 3,775,672 | 3,698,932 | 76,740 |
| Benefits | 1,671,566 | 1,671,566 | 1,597,242 | 74,324 |
| Operations | 189,211 | 377,047 | 333,255 | 43,792 |
| Total Juvenile Services | 5,641,449 | 5,824,285 | 5,629,429 | 194,856 |
| Adult Services: | | | | |
| Salaries | - | 4,163,533 | 3,467,357 | 696,176 |
| Benefits | - | 907,022 | 686,084 | 220,938 |
| Operations | 7,127 | 18,227 | 4,502 | 13,725 |
| Capital | 14,000 | 2,750 | 2,750 | - |
| Total Adult Services | 21,127 | 5,091,532 | 4,160,693 | 930,839 |
| Commissions: | | | | |
| Operations | - | 35,723 | 33,477 | 2,246 |
| Capital | - | 419 | 419 | - |
| Total Commissions | - | 36,142 | 33,896 | 2,246 |
| LEOSE: | | | | |
| Operations | - | 5,450 | 5,450 | - |
| Total LEOSE | - | 5,450 | 5,450 | - |
| Sheriff: | | | | |
| Salaries | 39,860,988 | 39,944,204 | 23,193,494 | 16,750,710 |
| Benefits | 15,483,835 | 15,034,005 | 8,735,314 | 6,298,691 |
| Operations | 6,187,706 | 7,182,475 | 6,451,588 | 730,887 |
| Capital | 923,598 | 7,430,539 | 3,208,387 | 4,222,152 |
| Total Sheriff | 62,456,127 | 69,591,223 | 41,588,783 | 28,002,440 |
| Jail: | | | | |
| Salaries | 13,525,979 | 12,889,882 | 5,922,894 | 6,966,988 |
| Benefits | 6,025,288 | 5,488,364 | 2,539,157 | 2,949,207 |
| Operations | 7,119,254 | 7,365,093 | 7,074,093 | 291,000 |
| Capital | - | 131,628 | 131,628 | - |
| Total Jail | 26,670,521 | 25,874,967 | 15,667,772 | 10,207,195 |

**MONTGOMERY COUNTY, TEXAS**
**General Fund**
**Schedule of Expenditures and Other Financing Uses**
**Budget (GAAP Basis) and Actual**
**Year Ended September 30, 2020**



| | Original Budget | Final Budget | Actual | Variance with Final Budget |
|---|---|---|---|---|
| **LAW ENFORCEMENT & CORRECTIONS (cont'd):** | | | | |
| Constable Pct 1: | | | | |
| Salaries | 3,239,461 | 3,300,022 | 1,866,643 | 1,433,379 |
| Benefits | 1,191,724 | 1,224,712 | 662,913 | 561,799 |
| Operations | 319,143 | 367,102 | 360,972 | 6,130 |
| Capital | 54,283 | 536,719 | 512,156 | 24,563 |
| Total Constable Pct 1 | 4,804,611 | 5,428,555 | 3,402,684 | 2,025,871 |
| Constable Pct 2: | | | | |
| Salaries | 1,420,009 | 1,408,696 | 634,401 | 774,295 |
| Benefits | 515,126 | 512,873 | 226,398 | 286,475 |
| Operations | 123,346 | 128,163 | 113,397 | 14,766 |
| Capital | 23,414 | 202,686 | 201,280 | 1,406 |
| Total Constable Pct 2 | 2,081,895 | 2,252,418 | 1,175,476 | 1,076,942 |
| Constable Pct 3: | | | | |
| Salaries | 3,904,021 | 3,972,743 | 2,512,414 | 1,460,329 |
| Benefits | 1,473,407 | 1,495,458 | 924,075 | 571,383 |
| Operations | 473,549 | 511,102 | 477,609 | 33,493 |
| Capital | 54,105 | 506,059 | 502,676 | 3,383 |
| Total Constable Pct 3 | 5,905,082 | 6,485,362 | 4,416,774 | 2,068,588 |
| Constable Pct 4: | | | | |
| Salaries | 2,946,472 | 2,986,965 | 1,428,517 | 1,558,448 |
| Benefits | 1,087,566 | 1,109,140 | 516,988 | 592,152 |
| Operations | 292,575 | 323,404 | 313,288 | 10,116 |
| Capital | 52,996 | 299,830 | 292,943 | 6,887 |
| Total Constable Pct 4 | 4,379,609 | 4,719,339 | 2,551,736 | 2,167,603 |
| Constable Pct 5: | | | | |
| Salaries | 2,862,520 | 3,134,325 | 1,984,464 | 1,149,861 |
| Benefits | 1,104,808 | 1,184,203 | 740,158 | 444,045 |
| Operations | 236,126 | 215,180 | 157,669 | 57,511 |
| Capital | 49,858 | 349,645 | 344,557 | 5,088 |
| Total Constable Pct 5 | 4,253,312 | 4,883,353 | 3,226,848 | 1,656,505 |
| **TOTAL LAW ENFORCEMENT & CORRECTIONS** | 130,761,911 | 146,324,254 | 96,752,138 | 49,572,116 |

# MONTGOMERY COUNTY, TEXAS
## General Fund
## Schedule of Expenditures and Other Financing Uses
## Budget (GAAP Basis) and Actual
## Year Ended September 30, 2020



| | Original Budget | Final Budget | Actual | Variance with Final Budget |
|---|---|---|---|---|
| **LEGAL & JUDICIAL:** | | | | |
| District Clerk: | | | | |
| Salaries | 2,462,246 | 2,453,113 | 2,407,987 | 45,126 |
| Benefits | 1,212,787 | 1,210,968 | 1,140,558 | 70,410 |
| Operations | 64,974 | 37,200 | 36,080 | 1,120 |
| Total District Clerk | 3,740,007 | 3,701,281 | 3,584,625 | 116,656 |
| County Attorney: | | | | |
| Salaries | 2,536,641 | 2,549,388 | 2,495,822 | 53,566 |
| Benefits | 880,042 | 874,613 | 805,000 | 69,613 |
| Operations | 145,275 | 334,374 | 291,091 | 43,283 |
| Capital | - | - | - | - |
| Total County Attorney | 3,561,958 | 3,758,375 | 3,591,913 | 166,462 |
| Alternate Dispute Resolution: | | | | |
| Operations | 150,000 | 173,258 | 171,175 | 2,083 |
| Total Alternate Dispute Resolution | 150,000 | 173,258 | 171,175 | 2,083 |
| Court Operations: | | | | |
| Salaries | 50,000 | 48,275 | 42,807 | 5,468 |
| Benefits | 13,034 | 13,034 | 7,011 | 6,023 |
| Operations | 7,832,000 | 891,978 | 341,383 | 550,595 |
| Total Court Operations | 7,895,034 | 953,287 | 391,201 | 562,086 |
| Indigent Defense: | | | | |
| Operations | - | 7,022,000 | 6,488,608 | 533,392 |
| Total Indigent Defense | - | 7,022,000 | 6,488,608 | 533,392 |
| Office of Court Administration: | | | | |
| Salaries | 528,824 | 621,536 | 634,097 | (12,561) |
| Benefits | 191,668 | 230,967 | 203,498 | 27,469 |
| Operations | 15,271 | 27,476 | 24,859 | 2,617 |
| Capital | 10,000 | - | - | - |
| Total Office of Court Administration | 745,763 | 879,979 | 862,454 | 17,525 |

# MONTGOMERY COUNTY, TEXAS
## General Fund
## Schedule of Expenditures and Other Financing Uses
## Budget (GAAP Basis) and Actual
## Year Ended September 30, 2020



| | Original Budget | Final Budget | Actual | Variance with Final Budget |
|---|---|---|---|---|
| **LEGAL & JUDICIAL (cont'd):** | | | | |
| County Court at Law 1: | | | | |
| Salaries | 393,229 | 396,058 | 396,059 | (1) |
| Benefits | 127,111 | 127,111 | 122,547 | 4,564 |
| Operations | 11,514 | 12,047 | 7,686 | 4,361 |
| Total County Court at Law 1 | 531,854 | 535,216 | 526,292 | 8,924 |
| County Court at Law 2: | | | | |
| Salaries | 681,063 | 682,729 | 682,729 | - |
| Benefits | 233,430 | 233,430 | 226,034 | 7,396 |
| Operations | 14,400 | 14,267 | 7,629 | 6,638 |
| Total County Court at Law 2 | 928,893 | 930,426 | 916,392 | 14,034 |
| County Court at Law 3: | | | | |
| Salaries | 628,287 | 631,279 | 631,279 | - |
| Benefits | 198,426 | 198,426 | 191,878 | 6,548 |
| Operations | 17,203 | 17,142 | 9,405 | 7,737 |
| Total County Court at Law 3 | 843,916 | 846,847 | 832,562 | 14,285 |
| County Court at Law 4: | | | | |
| Salaries | 398,680 | 401,582 | 401,582 | - |
| Benefits | 128,196 | 128,196 | 123,793 | 4,403 |
| Operations | 14,882 | 14,226 | 9,063 | 5,163 |
| Total County Court at Law 4 | 541,758 | 544,004 | 534,438 | 9,566 |
| County Court at Law 5: | | | | |
| Salaries | 383,393 | 386,220 | 386,221 | (1) |
| Benefits | 125,150 | 125,150 | 120,743 | 4,407 |
| Operations | 11,900 | 12,132 | 7,491 | 4,641 |
| Total County Court at Law 5 | 520,443 | 523,502 | 514,455 | 9,047 |

# MONTGOMERY COUNTY, TEXAS
## General Fund
## Schedule of Expenditures and Other Financing Uses
## Budget (GAAP Basis) and Actual
## Year Ended September 30, 2020



| | Original Budget | Final Budget | Actual | Variance with Final Budget |
|---|---|---|---|---|
| **LEGAL & JUDICIAL (cont'd):** | | | | |
| 9th District Court: | | | | |
| Salaries | 237,098 | 238,767 | 238,767 | - |
| Benefits | 96,009 | 96,009 | 91,633 | 4,376 |
| Operations | 13,820 | 23,805 | 13,694 | 10,111 |
| Total 9th District Court | 346,927 | 358,581 | 344,094 | 14,487 |
| 221st District Court: | | | | |
| Salaries | 246,166 | 246,894 | 246,894 | - |
| Benefits | 97,815 | 97,815 | 93,397 | 4,418 |
| Operations | 12,034 | 12,112 | 9,597 | 2,515 |
| Total 221st District Court | 356,015 | 356,821 | 349,888 | 6,933 |
| 284th District Court: | | | | |
| Salaries | 544,152 | 522,228 | 517,558 | 4,670 |
| Benefits | 193,912 | 193,912 | 175,881 | 18,031 |
| Operations | 13,977 | 13,977 | 9,968 | 4,009 |
| Total 284th District Court | 752,041 | 730,117 | 703,407 | 26,710 |
| 359th District Court: | | | | |
| Salaries | 293,431 | 293,431 | 284,985 | 8,446 |
| Benefits | 107,231 | 107,231 | 100,960 | 6,271 |
| Operations | 14,426 | 16,450 | 12,469 | 3,981 |
| Total 359th District Court | 415,088 | 417,112 | 398,414 | 18,698 |
| 410th District Court: | | | | |
| Salaries | 352,576 | 377,576 | 373,201 | 4,375 |
| Benefits | 131,258 | 131,258 | 130,338 | 920 |
| Operations | 15,438 | 15,330 | 9,198 | 6,132 |
| Total 410th District Court | 499,272 | 524,164 | 512,737 | 11,427 |
| 418th District Court: | | | | |
| Salaries | 477,615 | 477,615 | 472,136 | 5,479 |
| Benefits | 168,411 | 168,411 | 158,961 | 9,450 |
| Operations | 17,960 | 15,432 | 12,604 | 2,828 |
| Total 418th District Court | 663,986 | 661,458 | 643,701 | 17,757 |

# MONTGOMERY COUNTY, TEXAS
## General Fund
## Schedule of Expenditures and Other Financing Uses
## Budget (GAAP Basis) and Actual
## Year Ended September 30, 2020



| | Original Budget | Final Budget | Actual | Variance with Final Budget |
|---|---|---|---|---|
| **LEGAL & JUDICIAL (cont'd):** | | | | |
| 435th District Court: | | | | |
| Salaries | 248,490 | 248,490 | 231,372 | 17,118 |
| Benefits | 98,277 | 98,277 | 84,273 | 14,004 |
| Operations | 17,575 | 27,998 | 15,496 | 12,502 |
| Total 435th District Court | 364,342 | 374,765 | 331,141 | 43,624 |
| 457th District Court: | | | | |
| Salaries | - | 61,103 | 60,469 | 634 |
| Benefits | - | 23,589 | 16,304 | 7,285 |
| Operations | - | 18,366 | 15,449 | 2,917 |
| Total 457th District Court | - | 103,058 | 92,222 | 10,836 |
| Drug Court: | | | | |
| Salaries | 227,196 | 228,921 | 228,921 | - |
| Benefits | 94,247 | 94,247 | 92,879 | 1,368 |
| Operations | 692,633 | 687,549 | 484,379 | 203,170 |
| Total Drug Court | 1,014,076 | 1,010,717 | 806,179 | 204,538 |
| Mental Health Court Services: | | | | |
| Salaries | 239,250 | 239,250 | 220,712 | 18,538 |
| Benefits | 108,891 | 108,891 | 100,314 | 8,577 |
| Operations | 12,000 | 12,000 | 10,733 | 1,267 |
| Total Mental Health Court Services | 360,141 | 360,141 | 331,759 | 28,382 |
| Justice of the Peace 1: | | | | |
| Salaries | 622,895 | 632,012 | 632,012 | - |
| Benefits | 222,879 | 222,879 | 220,584 | 2,295 |
| Operations | 42,790 | 164,856 | 100,258 | 64,598 |
| Total Justice of the Peace 1 | 888,564 | 1,019,747 | 952,854 | 66,893 |
| Justice of the Peace 2 | | | | |
| Salaries | 374,551 | 377,266 | 377,266 | - |
| Benefits | 148,088 | 148,088 | 145,957 | 2,131 |
| Operations | 30,545 | 188,111 | 151,708 | 36,403 |
| Total Justice of the Peace 2 | 553,184 | 713,465 | 674,931 | 38,534 |

# MONTGOMERY COUNTY, TEXAS
## General Fund
## Schedule of Expenditures and Other Financing Uses
## Budget (GAAP Basis) and Actual
## Year Ended September 30, 2020



| | Original Budget | Final Budget | Actual | Variance with Final Budget |
|---|---|---|---|---|
| **LEGAL & JUDICIAL (cont'd):** | | | | |
| Justice of the Peace 3 | | | | |
| Salaries | 907,852 | 884,546 | 879,934 | 4,612 |
| Benefits | 388,822 | 388,410 | 378,003 | 10,407 |
| Operations | 33,707 | 33,908 | 29,854 | 4,054 |
| Capital | - | 4,028 | 4,028 | - |
| Total Justice of the Peace 3 | 1,330,381 | 1,310,892 | 1,291,819 | 19,073 |
| Justice of the Peace 4 | | | | |
| Salaries | 655,581 | 655,581 | 633,394 | 22,187 |
| Benefits | 289,584 | 289,584 | 263,156 | 26,428 |
| Operations | 36,103 | 150,723 | 122,065 | 28,658 |
| Total Justice of the Peace 4 | 981,268 | 1,095,888 | 1,018,615 | 77,273 |
| Justice of the Peace 5 | | | | |
| Salaries | 381,710 | 386,863 | 386,863 | - |
| Benefits | 149,308 | 148,958 | 145,745 | 3,213 |
| Operations | 23,704 | 100,868 | 85,518 | 15,350 |
| Total Justice of the Peace 5 | 554,722 | 636,689 | 618,126 | 18,563 |
| **TOTAL LEGAL & JUDICIAL** | 28,539,633 | 29,541,790 | 27,484,002 | 2,057,788 |
| **PUBLIC TRANSPORTATION:** | | | | |
| Airport | | | | |
| Salaries | 457,736 | 457,736 | 456,558 | 1,178 |
| Benefits | 177,177 | 177,177 | 172,032 | 5,145 |
| Operations | 287,854 | 310,117 | 260,652 | 49,465 |
| **TOTAL PUBLIC TRANSPORTATION** | 922,767 | 945,030 | 889,242 | 55,788 |
| **TOTAL EXPENDITURES GENERAL FUND** | 238,479,281 | 256,322,106 | 201,775,917 | 54,546,189 |
| **OTHER FINANCING USES:** | | | | |
| Transfers Out | - | 4,115,852 | 8,751,073 | (4,635,221) |
| **TOTAL OTHER FINANCING USES** | - | 4,115,852 | 8,751,073 | (4,635,221) |
| **TOTAL EXPENDITURES AND OTHER FINANCING USES** | $ 238,479,281 | $ 260,437,958 | $ 210,526,990 | $ 49,910,968 |

# COMBINING AND INDIVIDUAL FUND STATEMENTS AND SCHEDULES

**MONTGOMERY COUNTY, TEXAS**
**Nonmajor Governmental Funds**
**Combining Balance Sheet**
**September 30, 2020**

B-1

| | Special Revenue | Capital Projects | Total |
|---|---|---|---|
| **ASSETS:** | | | |
| Cash | $ 6,185,410 | $ 26,868,289 | $ 33,053,699 |
| Investments | 3,352,026 | 17,198,756 | 20,550,782 |
| Receivables: | | | |
| Accounts (net) | 5 | - | 5 |
| Due from Other Funds | 4,473,714 | 21,805,273 | 26,278,987 |
| **TOTAL ASSETS** | $ 14,011,155 | $ 65,872,318 | $ 79,883,473 |
| **LIABILITIES AND FUND BALANCES:** | | | |
| **LIABILITIES:** | | | |
| Accounts Payable | $ 51,235 | $ - | $ 51,235 |
| Due to Other Funds | 1,697,696 | 7,465,540 | 9,163,236 |
| Total Liabilities | 1,748,931 | 7,465,540 | 9,214,471 |
| **FUND BALANCES:** | | | |
| Restricted | 12,435,143 | 36,601,505 | 49,036,648 |
| Committed | - | 21,805,273 | 21,805,273 |
| Unassigned | (172,919) | - | (172,919) |
| Total Fund Balances | 12,262,224 | 58,406,778 | 70,669,002 |
| **TOTAL LIABILITIES AND FUND BALANCES** | $ 14,011,155 | $ 65,872,318 | $ 79,883,473 |

**MONTGOMERY COUNTY, TEXAS**
**Nonmajor Governmental Funds**
**Combining Statement of Revenues, Expenditures, and Changes in Fund Balances**
**Year Ended September 30, 2020**

B-2

| | Special Revenue | Capital Projects | Totals |
|---|---|---|---|
| **REVENUES:** | | | |
| Fees and Charges for Services | $ 4,114,165 | $ - | $ 4,114,165 |
| Intergovernmental | 648,889 | - | 648,889 |
| Inmate Housing | 25,302,982 | - | 25,302,982 |
| Investment Earnings | (279,819) | 1,849,562 | 1,569,743 |
| Fines and Forfeitures | 1,084,209 | - | 1,084,209 |
| Miscellaneous | 6,635 | 739,132 | 745,767 |
| **TOTAL REVENUES** | 30,877,061 | 2,588,694 | 33,465,755 |
| **EXPENDITURES:** | | | |
| Current: | | | |
| General Government | 2,785,422 | - | 2,785,422 |
| Law Enforcement and Corrections | 29,139,349 | - | 29,139,349 |
| Legal and Judicial | 574,151 | - | 574,151 |
| Capital Projects | - | 37,887,863 | 37,887,863 |
| **TOTAL EXPENDITURES** | 32,498,922 | 37,887,863 | 70,386,785 |
| Deficiency Revenues Over Expenditures | (1,621,861) | (35,299,169) | (36,921,030) |
| **OTHER FINANCING SOURCES/(USES):** | | | |
| Transfers In | 240,000 | - | 240,000 |
| Transfers Out | - | (210,644) | (210,644) |
| **TOTAL OTHER FINANCING SOURCES/(USES)** | 240,000 | (210,644) | 29,356 |
| Net Change in Fund Balances | (1,381,861) | (35,509,813) | (36,891,674) |
| Fund Balances at Beginning of Year | 17,667,990 | 93,916,591 | 111,584,581 |
| Prior Period Adjustment | (4,023,905) | - | (4,023,905) |
| Beginning Fund Balance as Restated | 13,644,085 | 93,916,591 | 107,560,676 |
| **FUND BALANCES AT END OF YEAR** | $ 12,262,224 | $ 58,406,778 | $ 70,669,002 |

## NONMAJOR SPECIAL REVENUE FUNDS

**Worthless Checks Fund 201 -** to account for the operations of the County's returned check collection service provided by the County and District attorneys. Fees charged to offenders finance this fund.

**Forfeitures Fund 202** - to account for funds received by prosecutors and law enforcement agencies from forfeitures and/or seizures. Chapter 59 of the Criminal Code of Procedure governs expenditure of these funds.

**Jury Fund -** to account for the operations of the courts.

**Jail Commissary Fund 203** - to account for the proceeds from sale of personal items in the jail commissary. Expenditures are restricted to providing education and entertainment for inmates of the county jail.

**Law Library Fund 204** - to account for the operations of a law library. Financing is provided by a fee assessed on each civil case filed in County and District Courts.

**Memorial Library Fund -** to account for the operations of a countywide library system.

**Pre-Trial Diversion Fund 205 –** to account for the receipt of fees assessed for pre-trial diversion through the Montgomery County District Attorney. Expenditures are restricted to those activities supporting the pre-trial diversion process.

**Records Management and Preservation Fund 206-** to account for the receipt and expenditure of fees assessed by county, district and probate courts as allowed by law. Fees may only be spent on records management or preservation projects.

**Records Management County Fund 207** – to account for the receipt and expenditure of fees assessed by the county. Fees for this fund are authorized under Sections 51.317, 118.052, 118.0546, and 118.0645 of the Local Government Code and Article 102.005(d), of the Code of Criminal Procedure. Fees collected may only be spent on records management or preservation projects.

**Records Management District Clerk Fund 208** – to account for the receipt and expenditure of fees assessed by the district. Fees may only be spent on records management or preservation projects.

**District Clerk Record Preservation Fund 209** –This fund is utilized to account for the receipts and the disbursements relating to the District Clerk's records preservation program. Financing is received from fees assessed for recording documents in the District Clerk's Office.

**Digital Preservation County and District Fund 210**– to account for the fees collected for filing of civil cases in county and district courts and to be used for the preservation of court records.

**Court Technology County and District Fund 211** – to account for the fees collected from defendants in criminal cases. Proceeds are used to cover the costs of continuing education and training for the judges and clerks on technological enhancements and for the purchase and maintenance of technological enhancements including computer systems, networks, hardware, and software, imaging systems, electronic kiosks, and docket management systems.

**Court Guardianship Fund 212** – This fund was established pursuant to the provisions of the Local Government Code whereby the clerk of the court collects a fee on certain probate court actions involving guardianships and is to provide supplemental funding for court-appointed guardians ad litem and court-appointed attorneys ad litem and to fund local guardianship programs for indigent incapacitated individuals.

**Court Reporter Fund 213** – to account for court reporter fees to defray the cost of providing court-reporting services for the County.

**Courthouse Security Fund 214** – to account for fees charged for filing certain documents in the County. These fees are restricted to expenditures that provide security of County facilities, primarily in the County Courthouse.

**Justice Court Building Security Fund 215** – This fund is used to account for revenues related to Court costs. Funds are used to cover costs of Justice of the Peace court security.

**Justice Court Technology Fund 216 –** to account for the receipts and disbursements of funds directly related to this program. Revenues in this account are a result of court costs for applicable cases. Proceeds are used for the purchase of technology equipment that will be utilized in the Justice Courts.

**Juvenile Case Manager Fund 217** – to account for the receipt and disbursements of funds directly related to this program. Revenues result from court costs in certain juvenile justice court cases. Proceeds will be used to cover the cost of several Juvenile Case Manager positions, whose responsibilities will be to track and monitor juvenile case flow to ensure effective and efficient dispositions of these cases.

**Vital Records Preservation Fund 218** – to account for fees collected for birth and death certificates. The funds are used for preservation of those records.

**Contract Elections Services Fund 219 –** to account for funds received for elections conducted by the County for other entities. Revenues in this account are the result of contracts between the County and other local governments.

**Help America Vote Act (HAVA) Grant Fund 221** – to account for the rental of equipment acquired by the HAVA Grant. Disbursements from this fund are limited to acquiring additional equipment and maintenance of the original equipment purchased by the grant.

**Joe Corley Pass Through Fund 222** – to account for reimbursements from United States Marshal Service (USM) and Immigration and Customs Enforcement (ICE) for the housing of federal inmates.

**MONTGOMERY COUNTY, TEXAS**
**Nonmajor Special Revenue Funds**
**Combining Balance Sheet**
**September 30, 2020**

| | Worthless Checks 201 | Forfeitures 202 | Jury | Jail Commissary 203 |
|---|---|---|---|---|
| **ASSETS:** | | | | |
| Cash | $ 11,065 | $ 2,248,795 | $ - | $ 1,373,961 |
| Investments | - | - | - | - |
| Receivables: | | | | |
| Accounts (net) | 5 | - | - | - |
| Due from Other Funds | - | - | - | - |
| **TOTAL ASSETS** | $ 11,070 | $ 2,248,795 | $ - | $ 1,373,961 |
| **LIABILITIES AND FUND BALANCES:** | | | | |
| **LIABILITIES:** | | | | |
| Accounts Payable | $ 809 | $ 2,535 | $ - | $ 4,115 |
| Due to Other Funds | 6,175 | 82,335 | - | 126,284 |
| Total Liabilities | 6,984 | 84,870 | - | 130,399 |
| **FUND BALANCES:** | | | | |
| Restricted | 4,086 | 2,163,925 | - | 1,243,562 |
| Unassigned | - | - | - | - |
| Total Fund Balances | 4,086 | 2,163,925 | - | 1,243,562 |
| **TOTAL LIABILITIES AND FUND BALANCES** | $ 11,070 | $ 2,248,795 | $ - | $ 1,373,961 |

| Law Library 204 | Memorial Library | Pre-Trial Diversion 205 | Memo Totals from Page 121 | Memo Totals from Page 123 | Totals |
|---|---|---|---|---|---|
| $ 807,906 | $ - | $ - | $ - | $ 1,743,683 | $ 6,185,410 |
| - | - | - | 3,277,755 | 74,271 | 3,352,026 |
| - | - | - | - | - | 5 |
| - | - | 51,670 | 2,987,511 | 1,434,533 | 4,473,714 |
| $ 807,906 | $ - | $ 51,670 | $ 6,265,266 | $ 3,252,487 | $ 14,011,155 |
| $ 5,094 | $ - | $ 959 | $ 23,270 | $ 14,453 | $ 51,235 |
| 288,925 | - | - | 4,118 | 1,189,859 | 1,697,696 |
| 294,019 | - | 959 | 27,388 | 1,204,312 | 1,748,931 |
| 513,887 | - | 50,711 | 6,237,878 | 2,221,094 | 12,435,143 |
| - | - | - | - | (172,919) | (172,919) |
| 513,887 | - | 50,711 | 6,237,878 | 1,875,256 | 12,262,224 |
| $ 807,906 | $ - | $ 51,670 | $ 6,265,266 | $ 3,079,568 | $ 14,011,155 |

**MONTGOMERY COUNTY, TEXAS**
**Nonmajor Special Revenue Funds**
**Combining Balance Sheet**
**September 30, 2020**

| | Records Management and Preservation 206 | Records Management County 207 | Records Management District Clerk 208 | District Clerk Records Preservation 209 |
|---|---|---|---|---|
| **ASSETS:** | | | | |
| Cash | $ - | $ - | $ - | $ - |
| Investments | 2,886,989 | - | 136,930 | 83,237 |
| Receivables: | | | | |
| Due from Other Funds | 2,048,989 | 35,560 | - | 67,554 |
| **TOTAL ASSETS** | $ 4,935,978 | $ 35,560 | $ 136,930 | $ 150,791 |
| | | | | |
| **LIABILITIES AND FUND BALANCES:** | | | | |
| **LIABILITIES:** | | | | |
| Accounts Payable | $ 7,140 | $ 16,130 | $ - | $ - |
| Due to Other Funds | - | - | 4,118 | - |
| Total Liabilities | 7,140 | 16,130 | 4,118 | - |
| **FUND BALANCES:** | | | | |
| Restricted | 4,928,838 | 19,430 | 132,812 | 150,791 |
| Unassigned | - | - | - | - |
| Total Fund Balances | 4,928,838 | 19,430 | 132,812 | 150,791 |
| **TOTAL LIABILITIES AND FUND BALANCES** | $ 4,935,978 | $ 35,560 | $ 136,930 | $ 150,791 |

| Digital Preservation County & District 210 | Court Technology County & District 211 | Court Guardianship 212 | Court Reporter Service 213 | Memo Totals to Page 119 |
|---|---|---|---|---|
| $ - | $ - | $ - | $ - | $ - |
| 170,599 | - | - | - | 3,277,755 |
| 283,872 | 34,121 | 142,560 | 374,855 | 2,987,511 |
| $ 454,471 | $ 34,121 | $ 142,560 | $ 374,855 | $ 6,265,266 |
| | | | | |
| $ - | $ - | $ - | $ - | $ 23,270 |
| - | - | - | - | 4,118 |
| - | - | - | - | 27,388 |
| | | | | |
| 454,471 | 34,121 | 142,560 | 374,855 | 6,237,878 |
| - | - | - | - | - |
| 454,471 | 34,121 | 142,560 | 374,855 | 6,237,878 |
| | | | | |
| $ 454,471 | $ 34,121 | $ 142,560 | $ 374,855 | $ 6,265,266 |

**MONTGOMERY COUNTY, TEXAS**
**Nonmajor Special Revenue Funds**
**Combining Balance Sheet**
**September 30, 2020**

| | Courthouse Security 214 | Justice Court Building Security 215 | Justice Court Technology 216 |
|---|---|---|---|
| **ASSETS:** | | | |
| Cash | $ - | $ - | $ - |
| Investments | - | - | - |
| Receivables: | | | |
| Accounts | - | - | - |
| Due from Other Funds | 127,271 | 239,072 | 725,880 |
| **TOTAL ASSETS** | $ 127,271 | $ 239,072 | $ 725,880 |
| | | | |
| **LIABILITIES AND FUND BALANCES:** | | | |
| | | | |
| **LIABILITIES:** | | | |
| Accounts Payable | $ - | $ - | $ - |
| Due to Other Funds | - | - | - |
| Total Liabilities | - | - | - |
| | | | |
| **FUND BALANCES:** | | | |
| | | | |
| Restricted | 127,271 | 239,072 | 725,880 |
| Unassigned | - | - | - |
| Total Fund Balances | 127,271 | 239,072 | 725,880 |
| | | | |
| **TOTAL LIABILITIES AND FUND BALANCES** | $ 127,271 | $ 239,072 | $ 725,880 |

| Juvenile Case Manager 217 | Vital Records Preservation 218 | Contract Elections Services 219 | HAVA Grant 221 | Joe Corley Pass Through 222 | Memo Totals to Page 119 |
|---|---|---|---|---|---|
| $ - | $ - | $ 949,418 | $ - | $ 794,265 | $ 1,743,683 |
| - | - | 74,271 | - | - | 74,271 |
| - | - | - | - | - | - |
| 28,388 | 44,031 | - | 269,891 | - | 1,434,533 |
| $ 28,388 | $ 44,031 | $ 1,023,689 | $ 269,891 | $ 794,265 | $ 3,252,487 |
| | | | | | |
| $ 7,704 | $ - | $ 6,749 | $ - | $ - | $ 14,453 |
| - | - | 1,189,859 | - | - | 1,189,859 |
| 7,704 | - | 1,196,608 | - | - | 1,204,312 |
| | | | | | |
| 20,684 | 44,031 | - | 269,891 | 794,265 | 2,221,094 |
| - | - | (172,919) | - | - | (172,919) |
| 20,684 | 44,031 | (172,919) | 269,891 | 794,265 | 2,048,175 |
| | | | | | |
| $ 28,388 | $ 44,031 | $ 1,023,689 | $ 269,891 | $ 794,265 | $ 3,252,487 |

**MONTGOMERY COUNTY, TEXAS**
**Nonmajor Special Revenue Funds**
**Combining Statement of Revenues, Expenditures, and Changes in Fund Balances**
**Year Ended September 30, 2020**

| | Worthless Checks 201 | Forfeitures 202 | Jury | Sheriff Commissary 203 |
|---|---|---|---|---|
| **REVENUES:** | | | | |
| Fees and Charges for Services | $ 3,343 | $ - | $ - | $ 1,908,264 |
| Intergovernmental | - | - | - | - |
| Inmate Housing | - | - | - | - |
| Investment Earnings | 115 | 31,228 | - | 15,958 |
| Fines and Forfeitures | - | 1,084,209 | - | - |
| Miscellaneous | - | - | - | - |
| **TOTAL REVENUES** | 3,458 | 1,115,437 | - | 1,924,222 |
| **EXPENDITURES:** | | | | |
| Current: | | | | |
| General Government | - | - | - | - |
| Law Enforcement and Corrections | - | 1,297,781 | - | 1,932,805 |
| Legal and Judicial | 32,547 | - | - | - |
| **TOTAL EXPENDITURES** | 32,547 | 1,297,781 | - | 1,932,805 |
| Excess (Deficiency) Revenues Over Expenditures | (29,089) | (182,344) | - | (8,583) |
| **OTHER FINANCING SOURCES** | | | | |
| Transfers In | 20,000 | - | - | - |
| **TOTAL OTHER FINANCING SOURCES** | 20,000 | - | - | - |
| Net Change in Fund Balances | (9,089) | (182,344) | - | (8,583) |
| Fund Balances at Beginning of Year | 13,175 | 2,346,269 | 3,890,876 | 1,252,145 |
| Prior Period Adjustment | - | - | (3,890,876) | - |
| Beginning Fund Balance, as Restated | 13,175 | 2,346,269 | - | 1,252,145 |
| **FUND BALANCES AT END OF YEAR** | $ 4,086 | $ 2,163,925 | $ - | $ 1,243,562 |

| Memorial Library | Law Library 204 | Pre-Trial Diversion 205 | Memo Totals from Page 127 | Memo Totals from Page 129 | Totals |
|---|---|---|---|---|---|
| $ - | $ 315,034 | $ 26,293 | $ 1,299,692 | $ 561,539 | $ 4,114,165 |
| - | - | - | - | 648,889 | 648,889 |
| - | - | - | - | 25,302,982 | 25,302,982 |
| - | 6,108 | - | (345,216) | 11,988 | (279,819) |
| - | - | - | - | - | 1,084,209 |
| - | 6,537 | - | - | 98 | 6,635 |
| - | 327,679 | 26,293 | 954,476 | 26,525,496 | 30,877,061 |
| | | | | | |
| - | - | - | 1,294,510 | 1,490,912 | 2,785,422 |
| - | - | - | 643,678 | 25,265,085 | 29,139,349 |
| - | 309,463 | 26,093 | 206,048 | - | 574,151 |
| - | 309,463 | 26,093 | 2,144,236 | 26,755,997 | 32,498,922 |
| | | | | | |
| - | 18,216 | 200 | (1,189,760) | (230,501) | (1,621,861) |
| | | | | | |
| - | - | - | 110,000 | 110,000 | 240,000 |
| | | | | | |
| - | - | - | 110,000 | 110,000 | 240,000 |
| | | | | | |
| - | 18,216 | 200 | (1,079,760) | (120,501) | (1,381,861) |
| | | | | | |
| 133,029 | 495,671 | 50,511 | 7,317,638 | 2,168,676 | 17,667,990 |
| | | | | | |
| (133,029) | - | | - | - | (4,023,905) |
| - | 495,671 | 50,511 | 7,317,638 | 2,168,676 | 13,644,085 |
| | | | | | |
| $ - | $ 513,887 | $ 50,711 | $ 6,237,878 | $ 2,048,175 | $ 12,262,224 |

**MONTGOMERY COUNTY, TEXAS**
**Nonmajor Special Revenue Funds**
**Combining Statement of Revenues, Expenditures, and Changes in Fund Balances**
**Year Ended September 30, 2020**

| | Records Management and Preservation 206 | Records Management County 207 | Records Management District Clerk 208 | District Clerk Records Preservation 209 |
|---|---|---|---|---|
| **REVENUES:** | | | | |
| Fees and Charges for Services | $ 778,387 | $ 114,654 | $ 52,620 | $ 86,294 |
| Intergovernmental | - | - | - | - |
| Inmate Housing | - | - | - | - |
| Investment Earnings | (349,840) | - | 1,620 | 985 |
| Fines and Forfeitures | - | - | - | - |
| Miscellaneous | - | - | - | - |
| **TOTAL REVENUES** | 428,547 | 114,654 | 54,240 | 87,279 |
| **EXPENDITURES:** | | | | |
| Current: | | | | |
| General Government | 1,294,510 | - | - | - |
| Law Enforcement and Corrections | - | 643,678 | - | - |
| Legal and Judicial | - | - | 61,001 | 13,735 |
| **TOTAL EXPENDITURES** | 1,294,510 | 643,678 | 61,001 | 13,735 |
| Excess (Deficiency) Revenues Over Expenditures | (865,963) | (529,024) | (6,761) | 73,544 |
| **OTHER FINANCING SOURCES** | | | | |
| Transfers In | - | 110,000 | - | - |
| **TOTAL OTHER FINANCING SOURCES** | - | 110,000 | - | - |
| Net Change in Fund Balances | (865,963) | (419,024) | (6,761) | 73,544 |
| Fund Balances at Beginning of Year | 5,794,801 | 438,454 | 139,573 | 77,247 |
| Prior Period Adjustment | - | - | - | - |
| Beginning Fund Balance, as Restated | 5,794,801 | 438,454 | 139,573 | 77,247 |
| **FUND BALANCES AT END OF YEAR** | $ 4,928,838 | $ 19,430 | $ 132,812 | $ 150,791 |

| Digital Preservation County & District 210 | Court Technology County & District 211 | Court Guardianship 212 | Court Reporter Service 213 | Memo Totals to Page 125 |
|---|---|---|---|---|
| $ 81,845 | $ 14,411 | $ 30,080 | $ 141,401 | $ 1,299,692 |
| - | - | - | - | - |
| - | - | - | - | - |
| 2,019 | - | - | - | (345,216) |
| - | - | - | - | - |
| - | - | - | - | - |
| 83,864 | 14,411 | 30,080 | 141,401 | 954,476 |
| | | | | |
| - | - | - | - | 1,294,510 |
| - | - | - | - | 643,678 |
| - | 13,210 | 36,249 | 81,853 | 206,048 |
| - | 13,210 | 36,249 | 81,853 | 2,144,236 |
| | | | | |
| 83,864 | 1,201 | (6,169) | 59,548 | (1,189,760) |
| | | | | |
| - | - | - | - | 110,000 |
| | | | | |
| - | - | - | - | 110,000 |
| | | | | |
| 83,864 | 1,201 | (6,169) | 59,548 | (1,079,760) |
| | | | | |
| 370,607 | 32,920 | 148,729 | 315,307 | 7,317,638 |
| - | - | - | - | - |
| 370,607 | 32,920 | 148,729 | 315,307 | 7,317,638 |
| | | | | |
| $ 454,471 | $ 34,121 | $ 142,560 | $ 374,855 | $ 6,237,878 |

**MONTGOMERY COUNTY, TEXAS**
**Nonmajor Special Revenue Funds**
**Combining Statement of Revenues, Expenditures, and Changes in Fund Balances**
**Year Ended September 30, 2020**

| | Courthouse Security 214 | Justice Court Building Security 215 | Justice Court Technology 216 | Juvenile Case Manager 217 |
|---|---|---|---|---|
| **REVENUES:** | | | | |
| Fees and Charges for Services | $ 284,614 | $ 61,267 | $ 116,235 | $ 75,955 |
| Intergovernmental | - | - | - | - |
| Inmate Housing | - | - | - | - |
| Investment Earnings | - | - | - | - |
| Fines and Forfeitures | - | - | - | - |
| Miscellaneous | - | - | - | - |
| **TOTAL REVENUES** | 284,614 | 61,267 | 116,235 | 75,955 |
| **EXPENDITURES:** | | | | |
| General Government | - | - | - | - |
| Law Enforcement and Corrections | 340,115 | 23,095 | 83,586 | 309,572 |
| Legal and Judicial | - | - | - | - |
| **TOTAL EXPENDITURES** | 340,115 | 23,095 | 83,586 | 309,572 |
| Excess (Deficiency) Revenues Over Expenditures | (55,501) | 38,172 | 32,649 | (233,617) |
| **OTHER FINANCING SOURCES** | | | | |
| Transfers In | - | - | - | 110,000 |
| **TOTAL OTHER FINANCING SOURCES** | - | - | - | 110,000 |
| Net Change in Fund Balances | (55,501) | 38,172 | 32,649 | (123,617) |
| Fund Balances at Beginning of Year | 182,772 | 200,900 | 693,231 | 144,301 |
| Prior Period Adjustment | - | - | - | - |
| Beginning Fund Balance, as Restated | 182,772 | 200,900 | 693,231 | 144,301 |
| **FUND BALANCES AT END OF YEAR** | $ 127,271 | $ 239,072 | $ 725,880 | $ 20,684 |

| Vital Records Preservation 218 | Contract Elections Services 219 | HAVA Grant 221 | Joe Corley Pass Through 222 | Memo Totals to Page 125 |
|---|---|---|---|---|
| $ 23,468 | $ - | $ - | $ - | $ 561,539 |
| - | 241,084 | 407,805 | - | 648,889 |
| - | - | - | 25,302,982 | 25,302,982 |
| - | 11,988 | - | - | 11,988 |
| - | - | - | - | - |
| - | - | 98 | - | 98 |
| 23,468 | 253,072 | 407,903 | 25,302,982 | 26,525,496 |
| 11,430 | 1,071,619 | 407,863 | - | 1,490,912 |
| - | - | - | 24,508,717 | 25,265,085 |
| - | - | - | - | - |
| 11,430 | 1,071,619 | 407,863 | 24,508,717 | 26,755,997 |
| 12,038 | (818,547) | 40 | 794,265 | (230,501) |
| - | - | - | - | 110,000 |
| - | - | - | - | 110,000 |
| 12,038 | (818,547) | 40 | 794,265 | (120,501) |
| 31,993 | 645,628 | 269,851 | - | 2,168,676 |
| - | - | - | - | - |
| 31,993 | 645,628 | 269,851 | - | 2,168,676 |
| $ 44,031 | $ (172,919) | $ 269,891 | $ 794,265 | $ 2,048,175 |

**MONTGOMERY COUNTY, TEXAS**
**201 -Worthless Checks Fund**
**Schedule of Revenues, Expenditures, and Changes in Fund Balance**
**Budget (GAAP Basis) and Actual**
**Year Ended September 30, 2020**

C-3

| | Original Budget | Final Budget | Actual | Variance with Final Budget |
|---|---|---|---|---|
| **REVENUES:** | | | | |
| Fees and Charges for Services | $ 4,550 | $ 4,550 | $ 3,343 | $ (1,207) |
| Investment Earnings | - | - | 115 | 115 |
| Total Revenues | 4,550 | 4,550 | 3,458 | (1,092) |
| **EXPENDITURES:** | | | | |
| Legal and Judicial: | | | | |
| Salary | 21,591 | 21,783 | 22,169 | (386) |
| Benefits | 10,139 | 10,139 | 10,378 | (239) |
| Operations | 625 | 625 | - | 625 |
| Total Expenditures | 32,355 | 32,547 | 32,547 | - |
| Excess (Deficiency) Revenues Over Expenditures | (27,805) | (27,997) | (29,089) | (1,092) |
| **OTHER FINANCING SOURCES:** | | | | |
| Transfers In | - | - | 20,000 | 20,000 |
| **TOTAL OTHER FINANCING SOURCES** | - | - | 20,000 | 20,000 |
| Net Change in Fund Balance | (27,805) | (27,997) | (9,089) | 18,908 |
| Fund Balance at Beginning of Year | 13,175 | 13,175 | 13,175 | - |
| **FUND BALANCE AT END OF YEAR** | $ (14,630) | $ (14,822) | $ 4,086 | $ 18,908 |

**MONTGOMERY COUNTY, TEXAS**
**202 - Forfeitures Fund**
**Schedule of Revenues, Expenditures, and Changes in Fund Balance**
**Budget (GAAP Basis) and Actual**
**Year Ended September 30, 2020**

C-4

| | Original Budget | Final Budget | Actual | Variance with Final Budget |
|---|---|---|---|---|
| **REVENUES:** | | | | |
| Investment Earnings | $ - | $ 5,091 | $ 31,228 | $ 26,137 |
| Fines and Forfeitures | 917,043 | 1,084,209 | 1,084,209 | - |
| Total Revenues | 917,043 | 1,089,300 | 1,115,437 | 26,137 |
| **EXPENDITURES:** | | | | |
| Law Enforcement and Corrections: | | | | |
| Salary | 196,201 | 85,882 | 83,543 | 2,339 |
| Benefits | 63,392 | 34,055 | 30,970 | 3,085 |
| Operations | 657,450 | 1,452,254 | 769,361 | 682,893 |
| Capital | - | 470,497 | 413,907 | 56,590 |
| Total Expenditures | 917,043 | 2,042,688 | 1,297,781 | 744,907 |
| Net Change in Fund Balance | - | (953,388) | (182,344) | 771,044 |
| Fund Balance at Beginning of Year | 2,346,269 | 2,346,269 | 2,346,269 | - |
| **FUND BALANCE AT END OF YEAR** | $ 2,346,269 | $ 1,392,881 | $ 2,163,925 | $ 771,044 |

**MONTGOMERY COUNTY, TEXAS**
**Jury Fund**
**Schedule of Revenues, Expenditures, and Changes in Fund Balance**
**Budget (GAAP Basis) and Actual**
**Year Ended September 30, 2020**

C-5

| | Original Budget | Final Budget | Actual | Variance with Final Budget |
|---|---|---|---|---|
| Fund Balance at Beginning of Year | 3,890,876 | 3,890,876 | 3,890,876 | - |
| Prior Period Adjustment* | (3,890,876) | (3,890,876) | (3,890,876) | |
| Fund Balance at Beginning of Year, restated | - | - | - | - |
| **FUND BALANCE AT END OF YEAR** | $ - | $ - | $ - | $ - |

* This activity has been transferred to the general fund.

**MONTGOMERY COUNTY, TEXAS**
**203 - Jail Commissary Fund**
**Schedule of Revenues, Expenditures, and Changes in Fund Balance**
**Budget (GAAP Basis) and Actual**
**Year Ended September 30, 2020**

C-6

| | Original Budget | Final Budget | Actual | Variance with Final Budget |
|---|---|---|---|---|
| **REVENUES:** | | | | |
| Fees and Charges for Services | $ 1,128,337 | $ 1,908,264 | $ 1,908,264 | $ - |
| Investment Earnings | - | 15,598 | 15,958 | 360 |
| Total Revenues | 1,128,337 | 1,923,862 | 1,924,222 | 360 |
| **EXPENDITURES:** | | | | |
| Law Enforcement and Corrections: | | | | |
| Salary | 160,147 | 160,147 | 111,487 | 48,660 |
| Benefits | 68,640 | 68,640 | 48,933 | 19,707 |
| Operations | 649,550 | 1,304,018 | 1,606,916 | (302,898) |
| Capital | 250,000 | 400,000 | 165,469 | 234,531 |
| Total Expenditures | 1,128,337 | 1,932,805 | 1,932,805 | - |
| Net Change in Fund Balance | - | (8,943) | (8,583) | 360 |
| Fund Balance at Beginning of Year | 1,252,145 | 1,252,145 | 1,252,145 | - |
| **FUND BALANCE AT END OF YEAR** | $ 1,252,145 | $ 1,243,202 | $ 1,243,562 | $ 360 |

**MONTGOMERY COUNTY, TEXAS**
**204 - Law Library Fund**
**Schedule of Revenues, Expenditures, and Changes in Fund Balance**
**Budget (GAAP Basis) and Actual**
**Year Ended September 30, 2020**

C-7

| | Original Budget | Final Budget | Actual | Variance with Final Budget |
|---|---|---|---|---|
| **REVENUES:** | | | | |
| Fees and Charges for Services | $ 296,041 | $ 303,972 | $ 315,034 | $ 11,062 |
| Investment Earnings | - | 6,000 | 6,108 | 108 |
| Miscellaneous | - | - | 6,537 | 6,537 |
| Total Revenues | 296,041 | 309,972 | 327,679 | 17,707 |
| **EXPENDITURES:** | | | | |
| Legal and Judicial: | | | | |
| Salaries | 132,221 | 138,645 | 138,645 | - |
| Benefits | 51,039 | 51,827 | 51,335 | 492 |
| Operations | 52,507 | 59,676 | 59,209 | 467 |
| Capital | 60,274 | 60,274 | 60,274 | - |
| Total Expenditures | 296,041 | 310,422 | 309,463 | 959 |
| Net Change in Fund Balance | - | (450) | 18,216 | 18,666 |
| Fund Balance at Beginning of Year | 495,671 | 495,671 | 495,671 | - |
| **FUND BALANCE AT END OF YEAR** | $ 495,671 | $ 495,221 | $ 513,887 | $ 18,666 |

**MONTGOMERY COUNTY, TEXAS**
**Memorial Library Fund**
**Schedule of Revenues, Expenditures, and Changes in Fund Balance**
**Budget (GAAP Basis) and Actual**
**Year Ended September 30, 2020**

C-8

| | Original Budget | Final Budget | Actual | Variance with Final Budget |
|---|---|---|---|---|
| Fund Balance at Beginning of Year | $ 133,029 | $ 133,029 | $ 133,029 | $ - |
| Prior Period Adjustment* | (133,029) | (133,029) | (133,029) | - |
| Fund Balance at Beginning of Year, restated | - | - | - | - |
| **FUND BALANCE AT END OF YEAR** | $ - | $ - | $ - | $ - |

*This activity has been transferred to the general fund.

**MONTGOMERY COUNTY, TEXAS**
**205 - Pre-Trial Diversion Fund**
**Schedule of Revenues, Expenditures, and Changes in Fund Balance**
**Budget (GAAP Basis) and Actual**
**Year Ended September 30, 2020**

C-9

| | Original Budget | Final Budget | Actual | Variance with Final Budget |
|---|---|---|---|---|
| **REVENUES:** | | | | |
| Fees and Charges for Services | $ 38,863 | $ 38,863 | $ 26,293 | $ (12,570) |
| Total Revenues | 38,863 | 38,863 | 26,293 | (12,570) |
| **EXPENDITURES:** | | | | |
| Legal and Judicial: | | | | |
| Salary | 28,063 | 28,063 | 19,675 | 8,388 |
| Benefits | 5,800 | 5,800 | 4,067 | 1,733 |
| Operations | 5,000 | 5,000 | 2,351 | 2,649 |
| Total Expenditures | 38,863 | 38,863 | 26,093 | 12,770 |
| Net Change in Fund Balance | - | - | 200 | 200 |
| Fund Balance at Beginning of Year | 50,511 | 50,511 | 50,511 | - |
| **FUND BALANCE AT END OF YEAR** | $ 50,511 | $ 50,511 | $ 50,711 | $ 200 |

**MONTGOMERY COUNTY, TEXAS**
**206 - Records Management and Preservation Fund**
**Schedule of Revenues, Expenditures, and Changes in Fund Balance**
**Budget (GAAP Basis) and Actual**
**Year Ended September 30, 2020**

C-10

| | Original Budget | Final Budget | Actual | Variance with Final Budget |
|---|---|---|---|---|
| **REVENUES:** | | | | |
| Fees and Charges for Services | $ 538,309 | $ 1,038,309 | $ 778,387 | $ (259,922) |
| Investment Earnings | - | 10,959 | (349,840) | (360,799) |
| Total Revenues | 538,309 | 1,049,268 | 428,547 | (620,721) |
| **EXPENDITURES:** | | | | |
| General Government: | | | | |
| Salaries | 298,576 | 298,576 | 213,105 | 85,471 |
| Employee Benefits | 120,708 | 120,708 | 90,100 | 30,608 |
| Supplies | 119,025 | 210,053 | 182,569 | 27,484 |
| Contract Services | - | 3,026,376 | 808,736 | 2,217,640 |
| Total Expenditures | 538,309 | 3,655,713 | 1,294,510 | 2,361,203 |
| Net Change in Fund Balance | - | (2,606,445) | (865,963) | 1,740,482 |
| Fund Balance at Beginning of Year | 5,794,801 | 5,794,801 | 5,794,801 | - |
| **FUND BALANCE AT END OF YEAR** | $ 5,794,801 | $ 3,188,356 | $ 4,928,838 | $ 1,740,482 |

**MONTGOMERY COUNTY, TEXAS**
**207 - Records Management County Fund**
**Schedule of Revenues, Expenditures, and Changes in Fund Balance**
**Budget (GAAP Basis) and Actual**
**Year Ended September 30, 2020**

C-11

| | Original Budget | Final Budget | Actual | Variance with Final Budget |
|---|---|---|---|---|
| **REVENUES:** | | | | |
| Fees and Charges for Services | $ 170,000 | $ 170,000 | $ 114,654 | $ (55,346) |
| Total Revenues | 170,000 | 170,000 | 114,654 | (55,346) |
| **EXPENDITURES:** | | | | |
| Law Enforcement and Corrections: | | | | |
| Salary | 420,266 | 452,026 | 429,077 | 22,949 |
| Benefits | 204,167 | 204,407 | 204,406 | 1 |
| Operations | 51,604 | 23,216 | 10,195 | 13,021 |
| Capital | 2,700 | 2,700 | - | 2,700 |
| Total Expenditures | 678,737 | 682,349 | 643,678 | 38,671 |
| Excess (Deficiency) Revenues Over Expenditures | (508,737) | (512,349) | (529,024) | (16,675) |
| **OTHER FINANCING SOURCES:** | | | | |
| Transfers In | - | 250,000 | 110,000 | (140,000) |
| **TOTAL OTHER FINANCING SOURCES** | - | 250,000 | 110,000 | (140,000) |
| Net Change in Fund Balance | (508,737) | (262,349) | (419,024) | (156,675) |
| Fund Balance at Beginning of Year | 438,454 | 438,454 | 438,454 | - |
| **FUND BALANCE AT END OF YEAR** | $ (70,283) | $ 176,105 | $ 19,430 | $ (156,675) |

**MONTGOMERY COUNTY, TEXAS**
**208 - Records Management District Clerk Fund**
**Schedule of Revenues, Expenditures, and Changes in Fund Balance**
**Budget (GAAP Basis) and Actual**
**Year Ended September 30, 2020**

C-12

| | Original Budget | Final Budget | Actual | Variance with Final Budget |
|---|---|---|---|---|
| **REVENUES:** | | | | |
| Fees and Charges for Services | $ 80,000 | $ 80,000 | $ 52,620 | $ (27,380) |
| Investment Earnings | - | - | 1,620 | 1,620 |
| Total Revenues | 80,000 | 80,000 | 54,240 | (25,760) |
| **EXPENDITURES:** | | | | |
| Legal and Judicial: | | | | |
| Operations | 80,000 | 85,256 | 61,001 | 24,255 |
| Total Expenditures | 80,000 | 85,256 | 61,001 | 24,255 |
| Net Change in Fund Balance | - | (5,256) | (6,761) | (1,505) |
| Fund Balance at Beginning of Year | 139,573 | 139,573 | 139,573 | - |
| **FUND BALANCE AT END OF YEAR** | $ 139,573 | $ 134,317 | $ 132,812 | $ (1,505) |

**MONTGOMERY COUNTY, TEXAS**
**209 - District Clerk Records Preservation Fund**
**Schedule of Revenues, Expenditures, and Changes in Fund Balance**
**Budget (GAAP Basis) and Actual**
**Year Ended September 30, 2020**

C-13

| | Original Budget | Final Budget | Actual | Variance with Final Budget |
|---|---|---|---|---|
| **REVENUES:** | | | | |
| Fees and Charges for Services | $ 40,000 | $ 40,000 | $ 86,294 | $ 46,294 |
| Investment Earnings | - | - | 985 | 985 |
| Total Revenues | 40,000 | 40,000 | 87,279 | 47,279 |
| **EXPENDITURES:** | | | | |
| Legal and Judicial: | | | | |
| Operations | 40,000 | 37,633 | 13,735 | 23,898 |
| Total Expenditures | 40,000 | 37,633 | 13,735 | 23,898 |
| Net Change in Fund Balance | - | 2,367 | 73,544 | 71,177 |
| Fund Balance at Beginning of Year | 77,247 | 77,247 | 77,247 | - |
| **FUND BALANCE AT END OF YEAR** | $ 77,247 | $ 79,614 | $ 150,791 | $ 71,177 |

**MONTGOMERY COUNTY, TEXAS**
**210 - Digital Preservation County and District Fund**
**Schedule of Revenues, Expenditures, and Changes in Fund Balance**
**Budget (GAAP Basis) and Actual**
**Year Ended September 30, 2020**

C-14

| | Original Budget | Final Budget | Actual | Variance with Final Budget |
|---|---|---|---|---|
| **REVENUES:** | | | | |
| Fees and Charges for Services | $ - | $ - | $ 81,845 | $ 81,845 |
| Investment Earnings | - | - | 2,019 | 2,019 |
| Total Revenues | - | - | 83,864 | 83,864 |
| Net Change in Fund Balance | - | - | 83,864 | 83,864 |
| Fund Balance at Beginning of Year | 370,607 | 370,607 | 370,607 | - |
| **FUND BALANCE AT END OF YEAR** | $ 370,607 | $ 370,607 | $ 454,471 | $ 83,864 |

**MONTGOMERY COUNTY, TEXAS**
**211 - Court Technology County and District Fund**
**Schedule of Revenues, Expenditures, and Changes in Fund Balance**
**Budget (GAAP Basis) and Actual**
**Year Ended September 30, 2020**

C-15

| | Original Budget | Final Budget | Actual | Variance with Final Budget |
|---|---|---|---|---|
| **REVENUES:** | | | | |
| Fees and Charges for Services | $ 17,477 | $ 19,014 | $ 14,411 | $ (4,603) |
| Total Revenues | 17,477 | 19,014 | 14,411 | (4,603) |
| **EXPENDITURES:** | | | | |
| Legal and Judicial: | | | | |
| Operations | 17,477 | 18,976 | 13,210 | 5,766 |
| Total Expenditures | 17,477 | 18,976 | 13,210 | 5,766 |
| Net Change in Fund Balance | - | 38 | 1,201 | 1,163 |
| Fund Balance at Beginning of Year | 32,920 | 32,920 | 32,920 | - |
| **FUND BALANCE AT END OF YEAR** | $ 32,920 | $ 32,958 | $ 34,121 | $ 1,163 |

**MONTGOMERY COUNTY, TEXAS**
**212 - Court Guardianship Fund**
**Schedule of Revenues, Expenditures, and Changes in Fund Balance**
**Budget (GAAP Basis) and Actual**
**Year Ended September 30, 2020**

C-16

| | Original Budget | Final Budget | Actual | Variance with Final Budget |
|---|---|---|---|---|
| **REVENUES:** | | | | |
| Fees and Charges for Services | $ 30,000 | $ 30,000 | $ 30,080 | $ 80 |
| Total Revenues | 30,000 | 30,000 | 30,080 | 80 |
| **EXPENDITURES:** | | | | |
| Legal and Judicial: | | | | |
| Operations | 30,000 | 36,249 | 36,249 | - |
| Total Expenditures | 30,000 | 36,249 | 36,249 | - |
| Net Change in Fund Balance | - | (6,249) | (6,169) | 80 |
| Fund Balance at Beginning of Year | 148,726 | 148,729 | 148,729 | - |
| **FUND BALANCE AT END OF YEAR** | $ 148,726 | $ 142,480 | $ 142,560 | $ 80 |

**MONTGOMERY COUNTY, TEXAS**
**213 - Court Reporter Service Fund**
**Schedule of Revenues, Expenditures, and Changes in Fund Balance**
**Budget (GAAP Basis) and Actual**
**Year Ended September 30, 2020**

C-17

| | Original Budget | Final Budget | Actual | Variance with Final Budget |
|---|---|---|---|---|
| **REVENUES:** | | | | |
| Fees and Charges for Services | $ 40,000 | $ 40,000 | $ 141,401 | $ 101,401 |
| Total Revenues | 40,000 | 40,000 | 141,401 | 101,401 |
| **EXPENDITURES:** | | | | |
| Legal and Judicial: | | | | |
| Salary | - | 31,154 | - | 31,154 |
| Benefits | - | 10,858 | - | 10,858 |
| Operations | 141,843 | 136,000 | 81,853 | 54,147 |
| Total Expenditures | 141,843 | 178,012 | 81,853 | 96,159 |
| (Deficiency) Revenues Over Expenditures | (101,843) | (138,012) | 59,548 | 197,560 |
| Net Change in Fund Balance | (101,843) | (138,012) | 59,548 | 197,560 |
| Fund Balance at Beginning of Year | 315,307 | 315,307 | 315,307 | - |
| **FUND BALANCE AT END OF YEAR** | $ 213,464 | $ 177,295 | $ 374,855 | $ 197,560 |

**MONTGOMERY COUNTY, TEXAS**
**214 - Courthouse Security Fund**
**Schedule of Revenues, Expenditures, and Changes in Fund Balance**
**Budget (GAAP Basis) and Actual**
**Year Ended September 30, 2020**

C-18

| | Original Budget | Final Budget | Actual | Variance with Final Budget |
|---|---|---|---|---|
| **REVENUES:** | | | | |
| Fees and Charges for Services | $ 300,000 | $ 300,000 | $ 284,614 | $ (15,386) |
| Total Revenues | 300,000 | 300,000 | 284,614 | (15,386) |
| **EXPENDITURES:** | | | | |
| Law Enforcement and Corrections: | | | | |
| Operations | 370,000 | 370,000 | 340,115 | 29,885 |
| Total Expenditures | 370,000 | 370,000 | 340,115 | 29,885 |
| (Deficiency) Revenues Over Expenditures | (70,000) | (70,000) | (55,501) | 14,499 |
| Net Change in Fund Balance | (70,000) | (70,000) | (55,501) | 14,499 |
| Fund Balance at Beginning of Year | 182,772 | 182,772 | 182,772 | - |
| **FUND BALANCE AT END OF YEAR** | $ 112,772 | $ 112,772 | $ 127,271 | $ 14,499 |

**MONTGOMERY COUNTY, TEXAS**
**215 - Justice Court Building Security Fund**
**Schedule of Revenues, Expenditures, and Changes in Fund Balance**
**Budget (GAAP Basis) and Actual**
**Year Ended September 30, 2020**

C-19

| | Original Budget | Final Budget | Actual | Variance with Final Budget |
|---|---|---|---|---|
| **REVENUES:** | | | | |
| Fees and Charges for Services | $ - | $ - | $ 61,267 | $ 61,267 |
| Total Revenues | - | - | 61,267 | 61,267 |
| **EXPENDITURES:** | | | | |
| Law Enforcement and Corrections: | | | | |
| Operations | - | 4,016 | 4,016 | - |
| Capital | - | 33,366 | 19,079 | 14,287 |
| Total Expenditures | - | 37,382 | 23,095 | 14,287 |
| Net Change in Fund Balance | - | - | 61,267 | 61,267 |
| Fund Balance at Beginning of Year | 200,900 | 200,900 | 200,900 | - |
| **FUND BALANCE AT END OF YEAR** | $ 200,900 | $ 200,900 | $ 262,167 | $ 61,267 |

**MONTGOMERY COUNTY, TEXAS**
**216 - Justice Court Technology Fund**
**Schedule of Revenues, Expenditures, and Changes in Fund Balance**
**Budget (GAAP Basis) and Actual**
**Year Ended September 30, 2020**

C-20

| | Original Budget | Final Budget | Actual | Variance with Final Budget |
|---|---|---|---|---|
| **REVENUES:** | | | | |
| Fees and Charges for Services | $ 52,000 | $ 112,744 | $ 116,235 | $ 3,491 |
| Total Revenues | 52,000 | 112,744 | 116,235 | 3,491 |
| **EXPENDITURES:** | | | | |
| Law Enforcement and Corrections: | | | | |
| Operations | 52,000 | 119,306 | 83,586 | 35,720 |
| Total Expenditures | 52,000 | 119,306 | 83,586 | 35,720 |
| Net Change in Fund Balance | - | (6,562) | 32,649 | 39,211 |
| Fund Balance at Beginning of Year | 693,231 | 693,231 | 693,231 | - |
| **FUND BALANCE AT END OF YEAR** | $ 693,231 | $ 686,669 | $ 725,880 | $ 39,211 |

**MONTGOMERY COUNTY, TEXAS**
**217 - Juvenile Case Manager Fund**
**Schedule of Revenues, Expenditures, and Changes in Fund Balance**
**Budget (GAAP Basis) and Actual**
**Year Ended September 30, 2020**

C-21

| | Original Budget | Final Budget | Actual | Variance with Final Budget |
|---|---|---|---|---|
| **REVENUES:** | | | | |
| Fees and Charges for Services | $ 377,192 | $ 377,192 | $ 75,955 | $ (301,237) |
| Total Revenues | 377,192 | 377,192 | 75,955 | (301,237) |
| **EXPENDITURES:** | | | | |
| Law Enforcement and Corrections: | | | | |
| Salary | 252,217 | 252,217 | 209,225 | 42,992 |
| Benefits | 123,725 | 123,725 | 100,347 | 23,378 |
| Operations | 1,250 | 1,250 | - | 1,250 |
| Total Expenditures | 377,192 | 377,192 | 309,572 | 67,620 |
| Excess Revenues Over Expenditures | - | - | (233,617) | (233,617) |
| **OTHER FINANCING SOURCES:** | | | | |
| Transfers In | - | - | 110,000 | 110,000 |
| **TOTAL OTHER FINANCING USES** | - | - | 110,000 | 110,000 |
| Net Change in Fund Balance | - | - | (123,617) | (123,617) |
| Fund Balance at Beginning of Year | 144,301 | 144,301 | 144,301 | - |
| **FUND BALANCE AT END OF YEAR** | $ 144,301 | $ 144,301 | $ 20,684 | $ (123,617) |

**MONTGOMERY COUNTY, TEXAS**
**218 - Vital Records Preservation Fund**
**Schedule of Revenues, Expenditures, and Changes in Fund Balance**
**Budget (GAAP Basis) and Actual**
**Year Ended September 30, 2020**

C-22

| | Original Budget | Final Budget | Actual | Variance with Final Budget |
|---|---|---|---|---|
| **REVENUES:** | | | | |
| Fees and Charges for Services | $ 18,190 | $ 18,190 | $ 23,468 | $ 5,278 |
| Total Revenues | 18,190 | 18,190 | 23,468 | 5,278 |
| **EXPENDITURES:** | | | | |
| General Government | | | | |
| Operations | 18,190 | 18,190 | 11,430 | 6,760 |
| Total Expenditures | 18,190 | 18,190 | 11,430 | 6,760 |
| Net Change in Fund Balance | - | - | 12,038 | 12,038 |
| Fund Balance at Beginning of Year | 31,993 | 31,993 | 31,993 | - |
| **FUND BALANCE AT END OF YEAR** | $ 31,993 | $ 31,993 | $ 44,031 | $ 12,038 |

**MONTGOMERY COUNTY, TEXAS**
**219 - Contract Elections Service Fund**
**Schedule of Revenues, Expenditures, and Changes in Fund Balance**
**Budget (GAAP Basis) and Actual**
**Year Ended September 30, 2020**

C-23

| | Original Budget | Final Budget | Actual | Variance with Final Budget |
|---|---|---|---|---|
| **REVENUES:** | | | | |
| Intergovernmental | $ - | $ 1,080,005 | $ 241,084 | $ (838,921) |
| Investment Earnings | - | - | 11,988 | 11,988 |
| Total Revenues | - | 1,080,005 | 253,072 | (826,933) |
| **EXPENDITURES:** | | | | |
| General Government: | | | | |
| Salary | - | 712,789 | 712,789 | - |
| Benefits | - | 118,554 | 118,554 | - |
| Operations | - | 235,568 | 235,568 | - |
| Capital Outlay | - | 4,708 | 4,708 | - |
| Total Expenditures | - | 1,071,619 | 1,071,619 | - |
| Net Change in Fund Balance | - | 8,386 | (818,547) | (826,933) |
| Fund Balance at Beginning of Year | 645,628 | 645,628 | 645,628 | - |
| **FUND BALANCE AT END OF YEAR** | $ 645,628 | $ 654,014 | $ (172,919) | $ (826,933) |

**MONTGOMERY COUNTY, TEXAS**
**221 - HAVA Grant Fund**
**Schedule of Revenues, Expenditures, and Changes in Fund Balance**
**Budget (GAAP Basis) and Actual**
**Year Ended September 30, 2020**

C-24

| | Original Budget | Final Budget | Actual | Variance with Final Budget |
|---|---|---|---|---|
| **REVENUES:** | | | | |
| Intergovernmental | $ - | $ 612,735 | $ 407,805 | $ (204,930) |
| Miscellaneous | - | - | 98 | 98 |
| Total Revenues | - | 612,735 | 407,903 | (204,832) |
| **EXPENDITURES:** | | | | |
| General Government: | | | | |
| Salary | - | 302,066 | 216,028 | 86,038 |
| Benefits | - | 32,101 | 26,002 | 6,099 |
| Operations | - | 355,085 | 165,833 | 189,252 |
| Total Expenditures | - | 689,252 | 407,863 | 281,389 |
| (Deficiency) Revenues Over Expenditures | - | (76,517) | 40 | 76,557 |
| **OTHER FINANCING SOURCES:** | | | | |
| Transfers In | | 76,518 | - | (76,518) |
| **TOTAL OTHER FINANCING USES** | - | 76,518 | - | (76,518) |
| Net Change in Fund Balance | $ - | $ 1 | $ 40 | $ - |
| Fund Balance at Beginning of Year | 269,851 | 269,851 | 269,851 | - |
| **FUND BALANCE AT END OF YEAR** | $ 269,851 | $ 269,852 | $ 269,891 | $ - |

**MONTGOMERY COUNTY, TEXAS**
**222 - Joe Corley Pass Through Fund**
**Schedule of Revenues, Expenditures, and Changes in Fund Balance**
**Budget (GAAP Basis) and Actual**
**Year Ended September 30, 2020**

C-25

| | Original Budget | Final Budget | Actual | Variance with Final Budget |
|---|---|---|---|---|
| **REVENUES:** | | | | |
| Inmate Housing | $ - | $ 24,508,717 | $ 25,302,982 | $ 794,265 |
| Total Revenues | - | 24,508,717 | 25,302,982 | 794,265 |
| **EXPENDITURES:** | | | | |
| Law Enforcement and Corrections: | | | | |
| Operations | - | 24,508,717 | 24,508,717 | - |
| Total Expenditures | - | 24,508,717 | 24,508,717 | - |
| Net Change in Fund Balance | $ - | $ - | $ 794,265 | $ - |
| Fund Balance at Beginning of Year | - | - | - | - |
| **FUND BALANCE AT END OF YEAR** | $ - | $ - | $ 794,265 | $ - |

## NONMAJOR CAPITAL PROJECT FUNDS

**Local Capital Projects 400** – to account for various county-wide projects, including Sheriff's office remodel and fleet operations as well as a Medical Examiner's office.

**Revenue Toll Bonds Series 2010 401**– to account for County's issuance of $31,390,000 in bonds that are being used to finance improvements to four specific state-owned roads as well as direct connectors to two additional roads of the state highway system. The County has entered into a "pass-through toll agreement" with the State of Texas for improvements by the County to roads owned by the State.

**Certificates of Obligation Series 2012 402**– to account for the remodel of an existing building to house the future Montgomery County Forensic Center. Other projects include airport improvements as well as various building remodels.

**Certificates of Obligation Series 2012A 333–** to account for various road improvements to county owned roads and the construction and renovation of runway and taxiway improvements at the Lone Star Executive Airport. The County issued $13,350,000 in certificates of obligation for these projects.

**Road Bonds Series 2016 404**– to account for the County's issuance of $60,000,000 in bonds that are being used to finance road improvements throughout the County.

**Road Bonds Series 2016A 405**– to account for the County's issuance of $73,725,000 in bonds that are being used to finance road improvements throughout the County.

**Road Bonds Series 2018 406**– to account for the County's issuance of $45,670,000 in bonds that are being used to finance road improvements throughout the County.

**Sheriff Projects 408**– to account for a portion of funds generated by the sale of the Joe Corley Facility. The Commissioner's intent is to use the funds for improvements to the existing jail facility or to build a new facility.

**MONTGOMERY COUNTY, TEXAS**
**Nonmajor Capital Project Funds**
**Combining Balance Sheet**
**September 30, 2020**

| | Local Capital Projects 400 | Revenue Toll Bonds Series 2010 401 | Certificates Of Obligation Series 2012 402 | Certificates Of Obligation Series 2012A 333 |
|---|---|---|---|---|
| **ASSETS:** | | | | |
| Cash | $ - | $ 2,421,629 | $ 733,778 | $ - |
| Investments | - | 2,990,929 | - | - |
| Due from Other Funds | 4,401,737 | - | - | - |
| **TOTAL ASSETS** | $ 4,401,737 | $ 5,412,558 | $ 733,778 | $ - |
| **LIABILITIES AND FUND BALANCES:** | | | | |
| **LIABILITIES:** | | | | |
| Due to Other Funds | $ - | $ 27,951 | $ 252,439 | $ - |
| Total Liabilities | - | 27,951 | 252,439 | - |
| **FUND BALANCES:** | | | | |
| Restricted | - | 5,384,607 | 481,339 | - |
| Committed | 4,401,737 | - | - | - |
| Total Fund Balances | 4,401,737 | 5,384,607 | 481,339 | - |
| **TOTAL LIABILITIES AND FUND BALANCES** | $ 4,401,737 | $ 5,412,558 | $ 733,778 | $ - |

Note: Columns with no numerical identification represent funds that were closed as of the end of the fiscal year being reported.

| Road Bonds 2016 404 | Road Bonds 2016A 405 | Road Bonds 2018 406 | Sheriff Projects 408 | Totals |
|---|---|---|---|---|
| $ 15,204 | $ 70,601 | $ 23,627,077 | $ - | $ 26,868,289 |
| 5,009,289 | 9,198,538 | - | - | 17,198,756 |
| - | - | - | 17,403,536 | 21,805,273 |
| $ 5,024,493 | $ 9,269,139 | $ 23,627,077 | $ 17,403,536 | $ 65,872,318 |
| | | | | |
| $ 2,509,072 | $ 351,070 | $ 4,325,008 | $ - | $ 7,465,540 |
| 2,509,072 | 351,070 | 4,325,008 | - | 7,465,540 |
| | | | | |
| 2,515,421 | 8,918,069 | 19,302,069 | - | 36,601,505 |
| - | - | - | 17,403,536 | 21,805,273 |
| 2,515,421 | 8,918,069 | 19,302,069 | 17,403,536 | 58,406,778 |
| | | | | |
| $ 5,024,493 | $ 9,269,139 | $ 23,627,077 | $ 17,403,536 | $ 65,872,318 |

**MONTGOMERY COUNTY, TEXAS**
**Nonmajor Capital Project Funds**
**Combining Statement of Revenues, Expenditures, and Changes in Fund Balances**
**Year Ended September 30, 2020**

| | Local Capital Projects 400 | Revenue Toll Bonds Series 2010 401 | Certificates of Obligation Series 2012 402 | Certificates of Obligation Series 2012A 333 |
|---|---|---|---|---|
| **REVENUES:** | | | | |
| Investment Earnings | $ 451,548 | $ 703,295 | $ 11,622 | $ 486 |
| Miscellaneous | 719,508 | - | - | - |
| **TOTAL REVENUES** | 1,171,056 | 703,295 | 11,622 | 486 |
| **EXPENDITURES:** | | | | |
| Operations | 1,345,360 | - | 498,509 | - |
| Capital | 11,901,928 | 49,500 | 334,535 | - |
| **TOTAL EXPENDITURES** | 13,247,288 | 49,500 | 833,044 | - |
| Excess (Deficiency) Revenues Over Expenditures | (12,076,232) | 653,795 | (821,422) | 486 |
| **OTHER FINANCING (USES):** | | | | |
| Transfers Out | - | - | - | (210,644) |
| **TOTAL OTHER FINANCING (USES)** | - | - | - | (210,644) |
| Net Change in Fund Balance | (12,076,232) | 653,795 | (821,422) | (210,158) |
| Fund Balances at Beginning of Year | 16,477,969 | 4,730,812 | 1,302,761 | 210,158 |
| **FUND BALANCES AT END OF YEAR** | $ 4,401,737 | $ 5,384,607 | $ 481,339 | $ - |

Note: Columns with no numerical identification represent funds that were closed as of the end of the fiscal year being reported.

| Road Bonds 2016 404 | Road Bonds 2016A 405 | Road Bonds 2018 406 | Sheriff Projects 408 | Totals |
|---|---|---|---|---|
| $ 69,330 | $ 235,459 | $ 377,822 | $ - | $ 1,849,562 |
| - | - | - | 19,624 | 739,132 |
| 69,330 | 235,459 | 377,822 | 19,624 | 2,588,694 |
| 212,922 | 69,458 | 3,333 | - | 2,129,582 |
| 3,135,008 | 10,259,654 | 9,700,235 | 377,421 | 35,758,281 |
| 3,347,930 | 10,329,112 | 9,703,568 | 377,421 | 37,887,863 |
| (3,278,600) | (10,093,653) | (9,325,746) | (357,797) | (35,299,169) |
| - | - | - | - | (210,644) |
| - | - | - | - | (210,644) |
| (3,278,600) | (10,093,653) | (9,325,746) | (357,797) | (35,509,813) |
| 5,794,021 | 19,011,722 | 28,627,815 | 17,761,333 | 93,916,591 |
| $ 2,515,421 | $ 8,918,069 | $ 19,302,069 | $ 17,403,536 | $ 58,406,778 |

MONTGOMERY COUNTY
Birthplace
of the
Lone Star Flag

## DEBT SERVICE FUND

**Montgomery County Debt Service Fund 300–** to account for the receipt and disbursement of funds to retire debt resulting from the issuance of general obligation bonds and certificates of obligation. Financing is provided by a specific annual property tax levy, and the investment interest earned thereon.

MONTGOMERY COUNTY

*Birthplace of the*

Lone Star Flag

**MONTGOMERY COUNTY, TEXAS**
**Schedule of Revenues, Expenditures, and Changes in Fund Balance**
**300 - Debt Service Fund**
**Budget (GAAP Basis) and Actual**
**Year Ended September 30, 2020**

E-1

| | Original Budget | Final Budget | Actual | Variance with Final Budget |
|---|---|---|---|---|
| **REVENUES:** | | | | |
| Taxes | $ 33,572,609 | $ 33,572,609 | $ 37,518,917 | $ 3,946,308 |
| Intergovernmental | 397,714 | 397,714 | 403,638 | 5,924 |
| Investment Earnings | - | - | 193,732 | (193,732) |
| Total Revenues | 33,970,323 | 33,970,323 | 38,116,287 | 4,145,964 |
| **EXPENDITURES:** | | | | |
| Debt Service: | | | | |
| Principal Retirement | 12,970,000 | 33,071,947 | 12,970,000 | 20,101,947 |
| Interest and Fiscal Charges | 23,985,247 | 3,883,300 | 23,975,029 | (20,091,729) |
| Total Expenditures | 36,955,247 | 36,955,247 | 36,945,029 | 10,218 |
| Excess (Deficiency) Revenues Over Expenditures | (2,984,924) | (2,984,924) | 1,171,258 | 4,156,182 |
| **OTHER FINANCING SOURCES:** | | | | |
| Transfers In | - | - | 837,256 | 837,256 |
| **TOTAL OTHER FINANCING SOURCES** | - | - | 837,256 | 837,256 |
| Net Change in Fund Balance | (2,984,924) | (2,984,924) | 2,008,514 | 4,993,438 |
| Fund Balance at Beginning of Year | 12,708,009 | 12,708,009 | 12,708,009 | - |
| **FUND BALANCE AT END OF YEAR** | $ 9,723,085 | $ 9,723,085 | $ 14,716,523 | $ 4,993,438 |

MONTGOMERY COUNTY

*Birthplace of the*

Lone Star Flag

## INTERNAL SERVICE FUNDS

**Self-Insurance Medical Fund 500-** to account for the health benefits provided to County employees, retirees, and their dependents. Contributions to the fund are made as charges to the department for all full-time employees and contributions from employees and retirees.

**Self-Insurance Workers' Compensation Fund 501**- to account for employer contributions set aside to cover claims from an on-the-job injury sustained by a County employee.

**Self-Insurance Accident and Liability Fund 502** - to account for the receipt of insurance premiums from other funds as well as expenses for claims of the County's accident and liability program.

MONTGOMERY COUNTY
Birthplace
of the
Lone Star Flag

# MONTGOMERY COUNTY, TEXAS
## Combining Statement of Net Position
## Internal Service Funds
## September 30, 2020

F-1

| | Self-Insurance Medical 500 | Self-Insurance Workers' Compensation 501 | Self-Insurance Accident and Liability 502 | Total |
|---|---|---|---|---|
| **ASSETS:** | | | | |
| Current Assets: | | | | |
| Cash and Cash Equivalents | $ 1,996,149 | $ 136,688 | $ 85,212 | $ 2,218,049 |
| Due from other funds | 9,370,352 | 5,415,945 | 867,924 | 15,654,221 |
| Prepaid Items | - | 87,421 | 582,381 | 669,802 |
| Total Current Assets | 11,366,501 | 5,640,054 | 1,535,517 | 18,542,072 |
| Capital Assets (net of accumulated depreciation): | | | | |
| Buildings | 737,548 | - | - | 737,548 |
| Equipment | 56,271 | 4,335 | - | 60,606 |
| Total Capital Assets | 793,819 | 4,335 | - | 798,154 |
| Total Assets | 12,160,320 | 5,644,389 | 1,535,517 | 19,340,226 |
| **LIABILITIES:** | | | | |
| Current Liabilities: | | | | |
| Accounts Payable | 1,677,810 | - | 3,975,127 | 5,652,937 |
| Claims Payable | 8,966,454 | 701,773 | 420,706 | 10,088,933 |
| Total Current Liabilities | 10,644,264 | 701,773 | 4,395,833 | 15,741,870 |
| **NET POSITION:** | | | | |
| Net Investment in Capital Assets | 793,819 | 4,335 | - | 798,154 |
| Unrestricted | 722,237 | 4,938,281 | (2,860,316) | 2,800,202 |
| Total Net Position | $ 1,516,056 | $ 4,942,616 | $ (2,860,316) | $ 3,598,356 |

Note: Columns with no numerical identification represent funds that were closed as of the end of the fiscal year being reported.

**MONTGOMERY COUNTY, TEXAS**
**Combining Statement of Revenues, Expenses, and Changes in Net Position**
**Internal Service Funds**
**September 30, 2020**

F-2

| | Self-Insurance Medical 500 | Self-Insurance Workers' Compensation 501 | Self-Insurance Accident and Liability 502 | Total |
|---|---|---|---|---|
| **OPERATING REVENUES:** | | | | |
| Fees and Charges for Services | $ 40,883,382 | $ 1,668,247 | $ 2,167,334 | $ 44,718,963 |
| Miscellaneous | 3,000 | - | - | 3,000 |
| Total Operating Revenues | 40,886,382 | 1,668,247 | 2,167,334 | 44,721,963 |
| **OPERATING EXPENSES:** | | | | |
| Operations | 46,940,475 | 588,295 | 6,093,120 | 53,621,890 |
| Capital Outlay | 8,236 | - | 111,597 | 119,833 |
| Depreciation | 25,732 | 4,335 | - | 30,067 |
| Miscellaneous | 974 | - | 260,245 | 261,219 |
| Total Operating Expenses | 46,975,417 | 592,630 | 6,464,962 | 54,033,009 |
| Operating Income/(Loss) | (6,089,035) | 1,075,617 | (4,297,628) | (9,311,046) |
| Change in Net Position | (6,089,035) | 1,075,617 | (4,297,628) | (9,311,046) |
| Total Net Position - beginning | 7,605,091 | 3,866,999 | 1,437,312 | 12,909,402 |
| Total Net Position - ending | $ 1,516,056 | $ 4,942,616 | $ (2,860,316) | $ 3,598,356 |

Note: Columns with no numerical identification represent funds that were closed as of the end of the fiscal year being reported.

**MONTGOMERY COUNTY, TEXAS**
**Combining Statement of Cash Flows**
**Internal Service Funds**
**September 30, 2020**



| | Self-Insurance Medical 500 | Self-Insurance Workers' Compensation 501 | Self-Insurance Accident and Liability 502 | Total |
|---|---|---|---|---|
| Cash flows from operating activities: | | | | |
| Receipts from customers | $ 40,883,382 | $ 1,668,247 | $ 2,167,334 | $ 44,718,963 |
| Receipts from others | 3,000 | - | - | 3,000 |
| Benefits paid | (41,735,565) | (1,676,033) | (2,082,122) | (45,493,720) |
| Net cash used in operating activities | (849,183) | (7,786) | 85,212 | (771,757) |
| Cash flows from noncapital financing activities: | | | | |
| Transfers to other funds | - | 21,255 | - | 21,255 |
| Net cash provided by financing activities | - | 21,255 | - | 21,255 |
| Net decrease in cash and cash equivalents | (849,183) | 13,469 | 85,212 | (750,502) |
| Cash and cash equivalents - beginning | 2,845,332 | 123,219 | - | 2,968,551 |
| Cash and cash equivalents - ending | $ 1,996,149 | $ 136,688 | $ 85,212 | $ 2,218,049 |
| Reconciliation of operating income (loss) to net cash provided (used) in operating activities: | | | | |
| Operating income (loss) | $ (6,089,035) | $ 1,075,617 | $ (4,297,628) | $ (9,311,046) |
| Adjustments to reconcile operating income (loss) to net cash provided (used) by operating activities: | | | | |
| (Increase) decrease in due from other funds | | (665,876) | 623,325 | (42,551) |
| Depreciation expense | 25,732 | 4,335 | - | 30,067 |
| (Increase) decrease in prepaid item | - | (942) | (98,423) | (99,365) |
| (Increase) decrease in accounts receivable | 256,569 | - | 31,590 | 288,159 |
| (Increase) decrease in intergovernmental receivable | 4,534,557 | - | - | 4,534,557 |
| Increase (decrease) in accounts payable | 256,913 | - | 3,405,640 | 3,662,553 |
| Increase (decrease) in claims payable | 166,081 | (420,920) | 420,708 | 165,869 |
| Total adjustments | 5,239,852 | (1,083,403) | 4,382,840 | 8,539,289 |
| Net cash used in operating activities | $ (849,183) | $ (7,786) | $ 85,212 | $ (771,757) |

Note: Columns with no numerical identification represent funds that were closed as of the end of the fiscal year being reported.

MONTGOMERY COUNTY

*Birthplace of the*

Lone Star Flag

# AGENCY FUND

**County Officials Fund** - to account for the collection of fees and court ordered payments collected by various elected county officials and distribution of those funds on their behalf.

**MONTGOMERY COUNTY, TEXAS**
**Agency Funds**
**Combining Statement of Assets and Liabilities**
**September 30, 2020**

G-1

| | County Officials |
|---|---|
| **ASSETS:** | |
| Cash | $ 21,409,112 |
| Accounts Receivable | 24,749 |
| **TOTAL ASSETS** | $ 21,433,861 |
| | |
| **LIABILITIES:** | |
| Due to Others | $ 21,433,861 |
| **TOTAL LIABILITIES** | $ 21,433,861 |

**MONTGOMERY COUNTY, TEXAS**
**Agency Funds**
**Combining Statement of Changes in Assets and Liabilities**
**Year Ended September 30, 2020**

G-2

| | Balance October 1, 2019 | Additions | Deductions | Balance September 30, 2020 |
|---|---|---|---|---|
| **COUNTY OFFICIALS:** | | | | |
| **Assets:** | | | | |
| Cash | $ 22,565,058 | $ 3,249,984,091 | $ 3,251,140,037 | $ 21,409,112 |
| Accounts Receivable | 20,360 | 22,591 | 18,202 | 24,749 |
| **TOTAL ASSETS** | $ 22,585,418 | $ 3,250,006,682 | $ 3,251,158,239 | $ 21,433,861 |
| **Liabilities:** | | | | |
| Due to Others | 22,585,418 | 3,250,006,682 | 3,251,158,239 | 21,433,861 |
| **TOTAL LIABILITIES** | $ 22,585,418 | $ 3,250,006,682 | $ 3,251,158,239 | $ 21,433,861 |

MONTGOMERY COUNTY
Birthplace
of the
Lone Star Flag

# CAPITAL ASSETS
# USED IN THE OPERATION
# OF
# GOVERNMENTAL FUNDS

MONTGOMERY COUNTY
Birthplace
of the
Lone Star Flag

**MONTGOMERY COUNTY, TEXAS**
**Capital Assets Used in the Operation of Governmental Activities**
**Schedule by Source**
**September 30, 2020**

.

H-1

| | | |
|---|---|---|
| **GOVERNMENTAL ACTIVITIES CAPITAL ASSETS:** | | |
| Land | $ | 130,761,009 |
| Buildings | | 219,207,313 |
| Improvements Other than Buildings | | 26,364,477 |
| Equipment | | 135,516,962 |
| Infrastructure | | 1,547,655,284 |
| Construction in Progress | | 127,940,768 |
| **TOTAL GOVERNMENTAL ACTIVITIES CAPITAL ASSETS** | $ | 2,187,445,813 |

| | | |
|---|---|---|
| **INVESTMENT IN GOVERNMENTAL FUNDS CAPITAL ASSETS BY SOURCE:** | | |
| General Fund | $ | 354,383,197 |
| Special Revenue Funds | | 1,704,071,822 |
| Capital Project Funds | | 127,940,767 |
| Internal Service Funds | | 1,050,027 |
| **TOTAL GOVERNMENTAL ACTIVITIES CAPITAL ASSETS** | $ | 2,187,445,813 |

In prior years this schedule only included capital assets in the operation of Governmental Funds. For this report, Internal Service Funds assets are included in these figures.

**MONTGOMERY COUNTY, TEXAS**
**Capital Assets Used in the Operation of Governmental Activities**
**Schedule by Function and Activity**
**September 30, 2020**



| Function and Activity | Total | Land | Buildings | Improvements Other than Buildings | Equipment | Infrastructure |
|---|---|---|---|---|---|---|
| **GENERAL GOVERNMENT:** | | | | | | |
| Risk Management | 1,069,826 | - | 951,264 | 2,394 | 116,168 | - |
| County Clerk | 383,616 | - | - | - | 383,616 | - |
| Civic Center | 17,632,303 | 88,214 | 15,586,323 | 1,577,781 | 379,985 | - |
| Building Maintenance | 1,662,355 | - | 171,407 | 32,788 | 1,458,160 | - |
| Custudial Services | 607,905 | 30,715 | 174,371 | 6,155 | 396,664 | - |
| Elections Administrator | 4,096,363 | 3,000 | 582,570 | 70,469 | 3,440,324 | - |
| Information Technology | 22,747,632 | - | 86,901 | 1,061,451 | 21,599,280 | - |
| County Buildings | 98,660,017 | - | 97,971,814 | 651,713 | - | 36,490 |
| County Land | 6,614,985 | 6,495,072 | - | 119,913 | - | - |
| **TOTAL GENERAL GOVT.** | 153,475,002 | 6,617,001 | 115,524,650 | 3,522,664 | 27,774,197 | 36,490 |
| **FINANCIAL ADMINISTRATION:** | | | | | | |
| County Auditor | 20,945 | - | - | - | 20,945 | - |
| County Treasurer | 11,890 | - | - | - | 11,890 | - |
| County Purchasing | 61,169 | - | - | - | 61,169 | |
| Tax Assessor/Collector | 103,380 | 17,500 | - | - | 85,880 | - |
| **TOTAL FINANCIAL ADM.** | 197,384 | 17,500 | - | - | 179,884 | - |
| **HEALTH AND WELFARE:** | | | | | | - |
| Public Health | 8,942,549 | 159,705 | 7,085,297 | 231,249 | 1,466,298 | - |
| Extension Agents | 1,576,126 | 1,683 | 815,958 | 758,485 | - | - |
| Recycling Stations | 254,121 | - | 61,318 | 53,478 | 139,325 | - |
| Mental Health Treatment | 32,132,130 | 2,631,689 | 27,973,100 | 1,114,493 | 412,848 | - |
| Community Development | 11,598,328 | 563,626 | 10,614,528 | - | 420,174 | - |
| **TOTAL HEALTH/WELFARE.** | 54,503,254 | 3,356,703 | 46,550,201 | 2,157,705 | 2,438,645 | - |
| **CULTURE AND RECREATION:** | | | | | | - |
| Memorial Library | 25,235,786 | 3,637,627 | 16,764,357 | 50,694 | 4,783,108 | - |
| Parks | 29,263,939 | 9,310,958 | 4,390,386 | 15,562,595 | - | - |
| **TOTAL CULTURE AND REC.** | 54,499,725 | 12,948,585 | 21,154,743 | 15,613,289 | 4,783,108 | - |

**MONTGOMERY COUNTY, TEXAS**
**Capital Assets Used in the Operation of Governmental Activities**
**Schedule of Changes by Function and Activity**
**Year Ended September 30, 2020**



| Function and Activity | Govtl Funds Capital Assets October 1, 2019 | Additions | Deletions | Govtl Funds Capital Assets September 30, 2020 |
|---|---|---|---|---|
| **PUBLIC SAFETY:** | | | | |
| Emergency Management | 19,181,724 | 1,927,721 | 48,465 | 21,060,980 |
| Fire Marshal | 573,946 | 233,357 | - | 807,303 |
| Constables | 6,648,017 | 1,770,529 | - | 8,418,546 |
| Sheriff | 52,778,797 | 6,124,413 | 2,050,447 | 56,852,763 |
| Jail | 6,286,651 | 131,628 | - | 6,418,279 |
| District Attorney Forfeitures | 479,039 | 39,465 | - | 518,504 |
| County Attorney Forfeitures | 387,215 | 49,718 | - | 436,933 |
| Juvenile Probation | 1,913,754 | - | - | 1,913,754 |
| Adult Probation | 13,151 | - | - | 13,151 |
| **TOTAL PUBLIC SAFETY** | 88,262,294 | 10,276,831 | 2,098,912 | 96,440,213 |
| **LEGAL AND JUDICIAL:** | | | | |
| Courts | 124,789 | - | - | 124,789 |
| District Clerk | 85,304 | - | - | 85,304 |
| Justice of the Peace | 3,083,783 | - | - | 3,083,783 |
| Law Library | 655,919 | 60,274 | 99,761 | 616,432 |
| **TOTAL LEGAL AND JUDICIAL** | 3,949,795 | 60,274 | 99,761 | 3,910,308 |
| **TRANSPORTATION:** | | | | |
| Engineer | 49,958 | - | - | 49,958 |
| Commissioners' Operations | 1,658,445,126 | 79,632,349 | 82,561,770 | 1,655,515,705 |
| Airport | 52,513,295 | 80,705 | 11,680,502 | 40,913,498 |
| **TOTAL TRANSPORTATION** | 1,711,008,379 | 79,713,054 | 94,242,272 | 1,696,479,161 |
| Construction In Progress | 688,308 | 130,356,076 | 3,103,617 | 127,940,767 |
| **TOTAL GOVERNMENTAL FUNDS CAPITAL ASSETS** | $ 2,058,031,987 | $ 230,801,212 | $ 101,387,386 | $ 2,187,445,813 |

**MONTGOMERY COUNTY, TEXAS**
**Capital Assets Used in the Operation of Governmental Activities**
**Schedule of Changes by Function and Activity**
**Year Ended September 30, 2020**



| Function and Activity | Govtl Funds Capital Assets October 1, 2019 | Additions | Deletions | Govtl Funds Capital Assets September 30, 2020 |
|---|---|---|---|---|
| **GENERAL GOVERNMENT** | | | | |
| Risk Management | 1,148,953 | 62,523 | 141,650 | 1,069,826 |
| County Clerk | 383,616 | - | - | 383,616 |
| Civic Center | 17,370,586 | 261,717 | - | 17,632,303 |
| Building Maintenance | 1,471,610 | 206,843 | 16,098 | 1,662,355 |
| Custodial Services | 580,965 | 26,940 | - | 607,905 |
| Elections Administrator | 4,100,086 | 15,985 | 19,708 | 4,096,363 |
| Information Technology | 17,765,033 | 4,982,599 | - | 22,747,632 |
| County Buildings | 96,560,452 | 2,099,565 | - | 98,660,017 |
| County Land | 6,614,985 | - | - | 6,614,985 |
| **TOTAL GENERAL GOVT.** | 145,996,286 | 7,656,172 | 177,456 | 153,475,002 |
| **FINANCIAL ADMINISTRATION:** | | | | |
| County Auditor | 20,945 | - | - | 20,945 |
| County Treasurer | 11,890 | - | - | 11,890 |
| County Purchasing | 61,169 | 1,364,170 | 1,364,170 | 61,169 |
| Tax Assessor/Collector | 93,380 | 10,000 | - | 103,380 |
| **TOTAL FINANCIAL ADM.** | 187,384 | 1,374,170 | 1,364,170 | 197,384 |
| **HEALTH AND WELFARE:** | | | | |
| Public Health | 8,726,121 | 216,428 | - | 8,942,549 |
| Extension Agents | 922,548 | 653,578 | - | 1,576,126 |
| Recycling Stations | 199,362 | 54,758 | - | 254,120 |
| Mental Health Treatment | 32,132,130 | - | - | 32,132,130 |
| Community Development | 11,598,328 | - | - | 11,598,328 |
| **TOTAL HEALTH & WELFARE** | 53,578,489 | 924,764 | - | 54,503,253 |
| **CULTURE AND RECREATION** | | | | |
| Memorial Library | 25,097,113 | 439,871 | 301,198 | 25,235,786 |
| Parks | 29,263,939 | - | - | 29,263,939 |
| **TOTAL CULTURE/REC.** | 54,361,052 | 439,871 | 301,198 | 54,499,725 |

**MONTGOMERY COUNTY, TEXAS**
**Capital Assets Used in the Operation of Governmental Activities**
**Schedule of Changes by Function and Activity**
**Year Ended September 30, 2020**



| Function and Activity | Govtl Funds Capital Assets October 1, 2019 | Additions | Deletions | Govtl Funds Capital Assets September 30, 2020 |
|---|---|---|---|---|
| **PUBLIC SAFETY:** | | | | |
| Emergency Management | 19,181,724 | 1,927,721 | 48,465 | 21,060,980 |
| Fire Marshal | 573,946 | 233,357 | - | 807,303 |
| Constables | 6,648,017 | 1,770,529 | - | 8,418,546 |
| Sheriff | 52,778,797 | 6,124,413 | 2,050,447 | 56,852,763 |
| Jail | 6,286,651 | 131,628 | - | 6,418,279 |
| District Attorney Forfeitures | 479,039 | 39,465 | - | 518,504 |
| County Attorney Forfeitures | 387,215 | 49,718 | - | 436,933 |
| Juvenile Probation | 1,913,754 | - | - | 1,913,754 |
| Adult Probation | 13,151 | - | - | 13,151 |
| **TOTAL PUBLIC SAFETY** | 88,262,294 | 10,276,831 | 2,098,912 | 96,440,213 |
| **LEGAL AND JUDICIAL:** | | | | |
| Courts | 124,789 | - | - | 124,789 |
| District Clerk | 85,304 | - | - | 85,304 |
| Justice of the Peace | 3,083,783 | - | - | 3,083,783 |
| Law Library | 655,919 | 60,274 | 99,761 | 616,432 |
| **TOTAL LEGAL AND JUDICIAL** | 3,949,795 | 60,274 | 99,761 | 3,910,308 |
| **TRANSPORTATION:** | | | | |
| Engineer | 49,958 | - | - | 49,958 |
| Commissioners' Operations | 1,658,445,126 | 79,632,349 | 82,561,770 | 1,655,515,705 |
| Airport | 52,513,295 | 80,705 | 11,680,502 | 40,913,498 |
| **TOTAL TRANSPORTATION** | 1,711,008,379 | 79,713,054 | 94,242,272 | 1,696,479,161 |
| Construction In Progress | 688,308 | 130,356,076 | 3,103,617 | 127,940,767 |
| **TOTAL GOVERNMENTAL FUNDS CAPITAL ASSETS** | $ 2,058,031,987 | $ 230,801,212 | $ 101,387,386 | $ 2,187,445,813 |

MONTGOMERY COUNTY
Birthplace
of the
Lone Star Flag

# STATISTICAL SECTION

# STATISTICAL SECTION

(unaudited)

This part of Montgomery County's comprehensive annual financial report presents detailed information as a context for understanding what the information in the financial statements, note disclosures, and additional supplementary information says about the County's overall financial health.


| Contents | Table |
|---|---|
| **Financial Trends** - These schedules contain trend information to help the reader understand how the County's financial performance and well-being have changed over time. | I, II, III, IV |
| **Revenue Capacity** - These schedules contain information to help the reader assess the County's most significant local revenue source, the property tax. | V, VI, VII, VIII |
| **Debt Capacity** - These schedules present information to help the reader assess the affordability of the County's current levels of outstanding debt and the County's ability to issue additional debt in the future. | IX, X, XI, XII, XIII |
| **Economic and Demographic Indicators** - These schedules offer economic and demographic indicators to help the reader understand the environment within which the County's financial activities take place. | XIV, XV |
| **Operating Information** - These schedules contain service and infrastructure data to help the reader understand how the information in the County's financial report relates to the services the County provides. | XVI, XVII, XVIII |


**Sources:** Unless otherwise noted, the information in these schedules is derived from the comprehensive annual financial reports for the relevant year. Schedules presenting government-wide information include information beginning in that year.

**MONTGOMERY COUNTY, TEXAS**

**Net Position by Component**

**Last Ten Fiscal Years**

(accrual basis of accounting)

| | 2011 | 2012 | 2013 | 2014 |
|---|---|---|---|---|
| Governmental activities | | | | |
| Net investment in capital assets | $ 380,478,332 | $ 319,059,222 | $ 364,555,659 | $ 266,597,783 |
| Restricted | 9,360,962 | 26,137,977 | 61,986,405 | 71,863,955 |
| Unrestricted | (75,320,823) | (36,634,612) | (37,107,523) | 59,772,088 |
| Total Governmental activities net position | 314,518,471 | 308,562,587 | 389,434,541 | 398,233,826 |
| Business -type activities | | | | |
| Net investment in capital assets | - | - | - | - |
| Restricted | - | - | - | - |
| Unrestricted | - | - | - | - |
| Total business-type activities net position | - | - | - | - |
| Primary government | | | | |
| Net investment in capital assets | 380,478,332 | 319,059,222 | 364,555,659 | 266,597,783 |
| Restricted | 9,360,962 | 26,137,977 | 61,986,405 | 71,863,955 |
| Unrestricted | (75,320,823) | (36,634,612) | (37,107,523) | 59,772,088 |
| Total primary government net position | $ 314,518,471 | $ 308,562,587 | $ 389,434,541 | $ 398,233,826 |

**Note:** Accounting standards require that net position be reported in 3 components in the financial statements: Net Investment in Capital Assets; Restricted; and Unrestricted. Net position is considered restricted when (1) an external party, such as the state or federal government, places a restriction on how the resources may be used, or (2) enabling legislation is enacted.

**TABLE I**

| 2015 | 2016 | 2017 | 2018 | 2019 | 2020 |
|---|---|---|---|---|---|
| $ 314,750,807 | $ 386,697,807 | $ 452,183,891 | $ 559,976,686 | $ 495,582,352 | $ 573,671,416 |
| 54,197,228 | 63,131,106 | 73,859,730 | 72,875,709 | 47,671,390 | 105,203,041 |
| 90,395,375 | 70,203,109 | 41,952,110 | (135,469,650) | (31,485,989) | (116,225,465) |
| 459,343,410 | 520,032,022 | 567,995,731 | 497,382,745 | 511,767,753 | 562,648,992 |
| 45,949,353 | 60,315,827 | 62,599,944 | 44,945,936 | 39,385,042 | 3,602,271 |
| - | - | - | - | - | - |
| (1,064,882) | (4,635,780) | (5,928,310) | 2,992,728 | (781,011) | (580,424) |
| 44,884,471 | 55,680,047 | 56,671,634 | 47,938,664 | 38,604,031 | 3,021,847 |
| 360,700,160 | 447,013,634 | 514,783,835 | 604,922,622 | 534,967,394 | 577,273,687 |
| 54,197,228 | 63,131,106 | 73,859,730 | 72,875,709 | 47,671,390 | 105,203,041 |
| 89,330,493 | 65,567,329 | 36,023,800 | (132,476,922) | (32,267,000) | (116,805,889) |
| $ 504,227,881 | $ 575,712,069 | $ 624,667,365 | $ 545,321,409 | $ 550,371,784 | $ 565,670,839 |

**MONTGOMERY COUNTY, TEXAS**
**Changes in Net Position**
**Last Ten Fiscal Years**
(accrual basis of accounting)

| | 2011 | 2012 | 2013 | 2014 |
|---|---|---|---|---|
| **Expenses** | | | | |
| *Governmental Activities:* | | | | |
| General Administration | $ 56,850,436 | $ 54,732,939 | $ 49,084,269 | $ 52,627,252 |
| Judicial | 25,751,781 | 27,800,678 | 29,981,281 | 32,077,111 |
| Legal | 2,893,028 | 3,254,126 | 3,170,292 | 3,548,986 |
| Elections | 1,723,583 | 2,249,037 | 2,081,998 | 2,438,670 |
| Financial Administration | 6,111,643 | 6,334,740 | 6,748,425 | 6,813,820 |
| Public Facilities | 50,133,665 | 49,812,586 | 57,821,137 | 66,496,215 |
| Public Safety | 62,564,836 | 66,364,576 | 65,088,893 | 69,458,813 |
| Health and Welfare | 14,924,434 | 28,582,176 | 22,722,536 | 25,315,219 |
| Culture and Recreation | 9,061,639 | 9,607,386 | 10,121,267 | 10,285,291 |
| Conservation | 982,337 | 1,003,159 | 1,170,933 | 748,622 |
| Public Transportation | 80,597,409 | 65,221,658 | 76,521,763 | 89,687,467 |
| Miscellaneous | 659,499 | - | - | - |
| Debt Service | 24,566,713 | 23,989,607 | 29,179,720 | 17,797,503 |
| General Government | - | - | - | - |
| Financial Administration | - | - | - | - |
| Health and Human Services | - | - | - | - |
| Culture and Recreation | - | - | - | - |
| Law Enforcement and Corrections | - | - | - | - |
| Legal and Judicial | - | - | - | - |
| Transportation | - | - | - | - |
| Interest and Fiscal Charges | - | - | - | - |
| Total Governmental Activities Expenses | 336,821,003 | 338,952,668 | 353,692,514 | 377,294,969 |
| *Business-type activities:* | | | | |
| Toll Road | - | - | - | - |
| Total business-type activities expenses | - | - | - | - |
| Total Expenses | 336,821,003 | 338,952,668 | 353,692,514 | 377,294,969 |

**TABLE II**



| 2015 | 2016 | 2017 | 2018 | 2019 | 2020 |
|---|---|---|---|---|---|
| $ 57,411,391 | $ 57,650,555 | $ 65,159,730 | $ 69,064,470 | $ 91,013,764 | $ - |
| 32,772,811 | 34,705,287 | 37,787,341 | 37,498,575 | 40,484,282 | - |
| 3,456,782 | 4,074,382 | 4,038,642 | 4,055,102 | 4,294,105 | - |
| 2,025,750 | 2,431,498 | 2,142,405 | 2,418,834 | 2,158,108 | - |
| 6,885,418 | 7,545,414 | 8,001,174 | 8,825,650 | 13,400,718 | - |
| 63,860,067 | 72,057,612 | 71,243,441 | 74,896,281 | 86,664,558 | - |
| 70,860,690 | 110,534,947 | 83,664,853 | 103,791,920 | 109,220,683 | - |
| 25,349,849 | 27,909,010 | 30,656,288 | 30,287,821 | 30,341,024 | - |
| 9,949,881 | 10,445,137 | 11,037,207 | 10,719,438 | 11,626,582 | - |
| 1,279,756 | 1,480,246 | 1,704,745 | 1,903,911 | 1,637,399 | - |
| 74,721,871 | 80,106,170 | 81,958,847 | 89,720,534 | 87,913,321 | - |
| - | - | - | - | - | - |
| 18,147,345 | 18,137,058 | 19,419,455 | 28,471,590 | 8,202,241 | - |
| - | - | - | - | - | 115,814,541 |
| - | - | - | - | - | 12,120,208 |
| - | - | - | - | - | 91,519,021 |
| - | - | - | - | - | 14,238,359 |
| - | - | - | - | - | 128,465,299 |
| - | - | - | - | - | 32,123,928 |
| - | - | - | - | - | 81,487,052 |
| - | - | - | - | - | 16,328,138 |
| 366,721,611 | 427,077,316 | 416,814,128 | 461,654,126 | 486,956,785 | 492,096,546 |
| 4,572,677 | 1,506,873 | 1,307,118 | 5,773,776 | 8,113,188 | 52,005,679 |
| 4,572,677 | 1,506,873 | 1,307,118 | 5,773,776 | 8,113,188 | 52,005,679 |
| 371,294,288 | 428,584,189 | 418,121,246 | 467,427,902 | 495,069,973 | 544,102,225 |

**MONTGOMERY COUNTY, TEXAS**
**Changes in Net Position**
**Last Ten Fiscal Years**
(accrual basis of accounting)

| | 2011 | 2012 | 2013 | 2014 |
|---|---|---|---|---|
| **Program Revenues** | | | | |
| *Governmental Activities:* | | | | |
| Fees, Fines, Forfeitures and Charges for Services | | | | |
| General Administration | 39,240,521 | 37,812,374 | 38,371,600 | 36,601,588 |
| Judicial | 8,713,071 | 2,973,713 | 7,504,357 | 8,945,991 |
| Legal | 503,400 | 499,509 | 484,413 | 484,963 |
| Elections | 177 | 453 | 182 | 317 |
| Financial Administration | 2,553,434 | 2,943,952 | 3,700,987 | 4,525,655 |
| Public Facilities | 19,812,950 | 23,655,878 | 30,568,848 | 34,120,105 |
| Public Safety | 17,542,034 | 17,403,723 | 14,140,176 | 15,900,947 |
| Health and Welfare | 10,628,153 | 16,718,253 | 16,494,475 | 17,947,526 |
| Culture and Recreation | 309,966 | 287,967 | 287,822 | 309,567 |
| Conservation | - | - | 228,653 | 216,727 |
| Public Transportation | 9,219,220 | 10,489,702 | 7,538,461 | 10,634,088 |
| Operating Grants and Contributions | 12,781,928 | 9,526,211 | 8,669,829 | 10,302,710 |
| Capital Grants and Contributions | 24,936,363 | 27,209,719 | 92,305,068 | 60,564,053 |
| General Government | - | - | - | - |
| Financial Administration | - | - | - | - |
| Health and Human Services | - | - | - | - |
| Culture and Recreation | - | - | - | - |
| Law Enforcement and Corrections | - | - | - | - |
| Legal and Judicial | - | - | - | - |
| Transportation | - | - | - | - |
| Operating Grants and Contributions | - | - | - | - |
| Capital Grants and Contributions | - | - | - | - |
| Total Governmental Activities Program Revenues | 146,241,217 | 149,521,454 | 220,294,871 | 200,554,237 |
| *Business-type activities:* | | | | |
| Toll Road | - | - | - | - |
| Total business-type activities revenues | - | - | - | - |
| Total Revenues | 146,241,217 | 149,521,454 | 220,294,871 | 200,554,237 |
| Net (Expense)/Revenue | | | | |
| Governmental Activities | (190,579,786) | (189,431,214) | (133,397,643) | (176,740,732) |
| Business-type Activities | - | - | - | - |
| **Net (Expense)** | (190,579,786) | (189,431,214) | (133,397,643) | (176,740,732) |

**TABLE II**



| 2015 | 2016 | 2017 | 2018 | 2019 | 2020 |
|---|---|---|---|---|---|
| 48,745,095 | 41,420,399 | 41,240,937 | 44,732,374 | 49,534,765 | - |
| 13,933,298 | 14,825,718 | 9,131,103 | 9,628,757 | 10,449,839 | - |
| 437,628 | 541,310 | 555,769 | 606,306 | 614,110 | - |
| 198 | 144,118 | 7,327 | 204 | 111 | - |
| 5,073,087 | 5,154,306 | 5,385,447 | 5,664,153 | 8,136,059 | - |
| 28,945,676 | 34,745,935 | 32,057,716 | 32,319,163 | 41,586,131 | - |
| 4,418,006 | 21,269,829 | 21,919,270 | 21,723,535 | 27,405,344 | - |
| 17,606,018 | 16,628,893 | 16,300,319 | 17,565,029 | 18,136,433 | - |
| 339,773 | 156,840 | 303,209 | 276,036 | 238,088 | - |
| 169,779 | 172,656 | 143,524 | 186,637 | 164,125 | - |
| 10,721,201 | 11,921,478 | 9,451,945 | 9,912,023 | 10,567,121 | - |
| 9,562,198 | 13,138,023 | 14,153,836 | 18,248,825 | 11,580,740 | - |
| 94,908,316 | 89,527,655 | 58,853,193 | 70,300,531 | 59,283,879 | - |
| - | - | - | - | - | 53,840,460 |
| - | - | - | - | - | 8,109,129 |
| - | - | - | - | - | 3,055,498 |
| - | - | - | - | - | 1,522,967 |
| - | - | - | - | - | 54,321,946 |
| - | - | - | - | - | 6,471,109 |
| - | - | - | - | - | 10,952,444 |
| - | - | - | - | - | 81,513,686 |
| - | - | - | - | - | 65,784,276 |
| 234,860,273 | 249,647,160 | 209,503,595 | 231,163,573 | 237,696,745 | 285,571,515 |
| 49,795,550 | 12,302,449 | 2,298,705 | 5,172,109 | 9,255,106 | 5,097,422 |
| 49,795,550 | 12,302,449 | 2,298,705 | 5,172,109 | 9,255,106 | 5,097,422 |
| 284,655,823 | 261,949,609 | 211,802,300 | 236,335,682 | 246,951,851 | 290,668,937 |
| (131,861,338) | (177,430,156) | (207,310,533) | (230,490,553) | (249,260,040) | (206,525,031) |
| 45,222,873 | 10,795,576 | 991,587 | (601,667) | 1,141,918 | (46,908,257) |
| (86,638,465) | (166,634,580) | (206,318,946) | (231,092,220) | (248,118,122) | (253,433,288) |

**MONTGOMERY COUNTY, TEXAS**
**Changes in Net Position**
**Last Ten Fiscal Years**
(accrual basis of accounting)

| | 2011 | 2012 | 2013 | 2014 |
|---|---|---|---|---|
| **General Revenues and Other Changes in Net Position** | | | | |
| Governmental Activities: | | | | |
| Taxes | | | | |
| Property Taxes | 161,327,007 | 167,297,778 | 175,901,469 | 186,842,153 |
| Other Taxes | 1,785,343 | 1,674,934 | 1,970,594 | 2,456,460 |
| Unrestricted Grants and Contributions | 8,364,557 | 12,855,843 | - | - |
| Investment Earnings | 540,642 | 382,170 | 459,052 | 669,309 |
| Miscellaneous | 2,900,249 | 1,264,605 | 30,938,482 | 844,937 |
| Transfers | - | - | - | - |
| Total Governmental Activities | 174,917,798 | 183,475,330 | 209,269,597 | 190,812,859 |
| Business-type activities: | | | | |
| Investment Earnings | - | - | - | - |
| Miscellaneous | - | - | - | - |
| Transfers | - | - | - | - |
| Total business-type activities | - | - | - | - |
| Total Primary Government | 174,917,798 | 183,475,330 | 209,269,597 | 190,812,859 |
| Change in Net Position | | | | |
| Governmental Activities | (15,661,988) | (5,955,884) | 75,871,954 | 14,072,127 |
| Business-type Activities | - | - | - | - |
| **Change in Net Position** | $ (15,661,988) | $ (5,955,884) | $ 75,871,954 | $ 14,072,127 |

**TABLE II**



| 2015 | 2016 | 2017 | 2018 | 2019 | 2020 |
|---|---|---|---|---|---|
| 203,539,676 | 229,719,148 | 248,120,144 | 235,309,431 | 248,026,503 | 254,870,342 |
| 2,804,782 | 2,757,791 | 2,788,410 | 3,095,156 | 3,228,697 | 3,243,389 |
| - | - | - | - | - | - |
| 529,535 | 2,179,522 | 3,977,715 | 7,144,114 | 11,880,106 | 6,328,584 |
| 589,453 | 539,171 | 387,973 | 371,322 | 521,360 | 716,538 |
| 338,402 | - | - | 8,301,324 | - | (7,784,462) |
| 207,801,848 | 235,195,632 | 255,274,242 | 254,221,347 | 263,656,666 | 257,374,391 |
| - | - | - | 170,021 | 1,728,673 | 305,192 |
| - | - | - | - | - | 24,500 |
| (338,402) | - | - | (8,301,324) | (12,205,224) | 7,784,462 |
| (338,402) | - | - | (8,131,303) | (10,476,551) | 8,114,154 |
| 207,463,446 | 235,195,632 | 255,274,242 | 246,090,044 | 253,180,115 | 265,488,545 |
| 75,940,510 | 57,765,476 | 47,963,709 | 23,730,794 | 14,396,626 | 50,849,360 |
| 44,884,471 | 10,795,576 | 991,587 | (8,732,970) | (9,334,633) | (38,794,103) |
| $ 120,824,981 | $ 68,561,052 | $ 48,955,296 | $ 14,997,824 | $ 5,061,993 | $ 12,055,257 |

**MONTGOMERY COUNTY, TEXAS**

**Governmental Fund Balances**

**Last Ten Fiscal Years**

(modified accrual basis of accounting)

| | Fiscal Year | | | |
|---|---|---|---|---|
| | 2011[1] | 2012 | 2013 | 2014 |
| General Fund | | | | |
| Nonspendable | $ - | $ - | $ - | $ - |
| Restricted | - | 11,217 | 2,010,097 | 1,442,838 |
| Committed | 134,855 | 91,718 | 5,909,899 | 2,292,056 |
| Assigned | 19,571,942 | 32,806,254 | 36,450,842 | 44,517,198 |
| Unassigned | 29,647,002 | 30,241,977 | 35,336,437 | 39,722,291 |
| Total General Fund | $ 49,353,799 | $ 63,151,166 | $ 79,707,275 | $ 87,974,383 |
| All Other Governmental Funds | | | | |
| Nonspendable | $ 172,593 | $ 363,698 | $ 2,654,365 | $ 1,533,898 |
| Restricted | 76,922,025 | 80,798,663 | 97,079,589 | 77,236,101 |
| Committed | 19,740 | 16,848 | 25,354,566 | 16,133,816 |
| Assigned | 7,421,107 | 10,801,627 | 11,718,578 | 14,409,545 |
| Total All Other Governmental Funds | $ 84,535,465 | $ 91,980,836 | $ 136,807,098 | $ 109,313,360 |

(1) Beginning in 2011, the County's fund balances are stated in accordance with the requirements of GASB Statement 54.

**TABLE III**

| Fiscal Year | | | | | |
|---|---|---|---|---|---|
| 2015 | 2016 | 2017 | 2018 | 2019 | 2020 |
| $ - | $ - | $ - | $ - | $ - | $ 536,501 |
| 3,425,360 | 3,119,811 | 2,855,149 | 2,121,503 | 5,684,101 | 2,312,003 |
| 10,793,467 | 16,794,364 | 29,242,336 | 15,443,950 | 11,469,969 | 43,995,330 |
| 42,441,944 | 50,680,646 | 59,173,918 | 75,082,330 | 80,000,000 | 85,000,000 |
| 40,938,206 | 40,619,824 | 44,683,463 | 44,851,001 | 45,735,841 | 52,313,298 |
| $ 97,598,977 | $ 111,214,645 | $ 135,954,866 | $ 137,498,784 | $ 142,889,911 | $ 184,157,132 |
| $ 192,207 | $ 106,290 | $ 813,310 | $ 618,735 | $ 566,167 | $ 862,252 |
| 74,035,446 | 133,836,974 | 164,046,153 | 149,293,950 | 185,555,764 | 149,654,490 |
| 10,299,674 | 23,988,996 | 25,603,027 | 34,489,497 | 37,479,986 | 24,017,824 |
| 23,422,966 | 9,731,586 | 8,956,249 | 12,119,931 | 16,116,571 | 14,249,765 |
| $ 107,950,293 | $ 167,663,846 | $ 199,418,739 | $ 196,522,113 | $ 239,718,488 | $ 188,784,331 |

**MONTGOMERY COUNTY, TEXAS**
**Changes in Fund Balances, Governmental Funds**
**Last Ten Fiscal Years**
(modified accrual basis of accounting)

| | 2011 | 2012 | 2013 | 2014 |
|---|---|---|---|---|
| **Revenues** | | | | |
| Taxes | $ 162,716,956 | $ 169,042,135 | $ 178,176,320 | $ 189,037,048 |
| Licenses and Permits | 7,498,169 | 7,340,620 | 7,933,209 | 8,559,827 |
| Fees | 16,404,832 | 17,013,807 | 19,145,966 | 18,355,114 |
| Fees and Charges for Services | - | - | - | - |
| Intergovernmental | 32,110,368 | 31,530,494 | 47,182,714 | 33,269,063 |
| Charges for Services | 1,633,673 | 1,975,389 | 2,892,355 | 4,968,141 |
| Investment Earnings | 540,616 | 382,173 | 459,053 | 669,336 |
| Contract Reimbursements | 24,213,859 | 30,930,076 | 28,960,527 | 28,370,644 |
| Inmate Housing | 18,958,951 | 22,670,575 | 29,373,490 | 32,383,821 |
| Fines and Forfeitures | 3,662,448 | 4,247,571 | 4,392,610 | 4,792,027 |
| Commissions | - | - | - | - |
| Miscellaneous | 5,055,183 | 4,354,033 | 5,557,556 | 1,920,078 |
| Total Revenues | 272,795,055 | 289,486,873 | 324,073,800 | 322,325,099 |
| **Expenditures** | | | | |
| General Administration | 26,145,340 | 24,829,831 | 22,145,663 | 26,136,632 |
| Judicial | 25,547,447 | 26,939,088 | 28,623,495 | 30,585,284 |
| Legal Services | 2,982,862 | 3,136,043 | 2,963,853 | 3,332,642 |
| Elections | 1,344,669 | 2,156,915 | 1,887,236 | 2,512,216 |
| Financial Administration | 5,983,660 | 5,997,385 | 6,237,056 | 6,346,867 |
| Public Facilities | 42,038,981 | 46,681,717 | 55,409,376 | 63,531,573 |
| Public Safety | 65,088,924 | 63,136,032 | 62,574,123 | 66,190,543 |
| Health and Welfare | 23,540,364 | 27,684,389 | 22,365,117 | 23,979,722 |
| Culture and Recreation | 8,480,049 | 8,621,870 | 8,800,215 | 8,967,110 |
| Conservation | 960,483 | 910,093 | 1,074,697 | 1,065,899 |
| Public Transportation | 33,746,483 | 25,354,154 | 34,898,188 | 42,400,671 |
| Miscellaneous | 659,499 | - | - | - |
| General Government | - | - | - | - |
| Financial Administration | - | - | - | - |
| Health and Human Services | - | - | - | - |
| Culture and Recreation | - | - | - | - |
| Law Enforcement and Corrections | - | - | - | - |
| Legal and Judicial | - | - | - | - |
| Transportation | - | - | - | - |
| Capital Projects | 26,806,719 | 8,809,026 | 18,177,561 | 27,503,608 |
| Debt Service: | | | | |
| Principal Retirement | 11,304,861 | 16,970,899 | 20,185,150 | 19,460,000 |
| Interest and Fiscal Charges | 23,757,714 | 23,245,469 | 23,025,209 | 17,618,628 |
| Issuance Costs | 329,498 | 382,183 | 590,333 | 435,540 |
| Payment to Refunded Bonds Escrow Agent | - | - | - | - |
| Total Expenditures | 298,717,553 | 284,855,094 | 308,957,272 | 340,066,935 |
| Excess/(Deficiency) Revenues over (under) Expenditures | (25,922,498) | 4,631,779 | 15,116,528 | (17,741,836) |
| **Other Financing Sources/(Uses)** | | | | |
| Transfers In | 20,909,835 | 27,961,981 | 98,091,394 | 23,737,039 |
| Transfers Out | (20,909,835) | (27,961,981) | (98,091,394) | (23,737,039) |
| Grant Funds Not Reimbursed | - | - | - | - |
| Capital Lease Financing | 1,197,802 | 830,702 | 218,758 | 949,101 |
| Issuance of General Obligation Debt | - | - | - | - |
| Issuance of Refunding Bonds | - | 30,885,000 | 15,880,000 | 101,760,000 |
| Payment to Refunded Bonds Escrow Agent | - | (35,739,475) | (60,594,395) | (118,083,208) |
| Sale of Capital Asset | - | - | 65,000,000 | - |
| Issuance of Other Bonds | 31,390,000 | 14,925,000 | 13,350,000 | - |
| Discounts/Premiums on Debt Issuance | 4,238,443 | 5,709,732 | 4,353,152 | 13,889,313 |
| Total Other Financing Sources/(Uses) | 36,826,245 | 16,610,959 | 38,207,515 | (1,484,794) |
| Net Change in Fund Balances | $ 10,903,747 | $ 21,242,738 | $ 53,324,043 | $ (19,226,630) |
| Debt Service as a percentage of noncapital expenditures | 13.1% | 14.8% | 14.8% | 11.9% |

**TABLE IV**

| 2015 | 2016 | 2017 | 2018 | 2019 | 2019 |
|---|---|---|---|---|---|
| $ 206,377,981 | $ 231,994,520 | $ 248,079,254 | $ 235,558,082 | $ 251,359,371 | $ 254,873,331 |
| 8,175,139 | 9,029,910 | 9,095,653 | 9,582,174 | 9,705,450 | 8,012,194 |
| 18,446,593 | 20,616,445 | 19,492,864 | 20,621,186 | 21,304,523 | - |
| - | - | - | - | - | 27,793,565 |
| 38,700,051 | 35,983,483 | 36,524,346 | 24,293,498 | 13,418,137 | 93,239,083 |
| 4,088,981 | 6,715,271 | 5,983,326 | 5,232,263 | 6,524,779 | - |
| 529,538 | 2,179,437 | 3,977,718 | 7,144,114 | 11,880,104 | 6,328,586 |
| 36,963,546 | 30,184,415 | 30,249,586 | 31,308,893 | 39,108,799 | 24,964,089 |
| 27,265,236 | 32,712,111 | 29,992,842 | 30,230,873 | 39,713,354 | 25,302,982 |
| 4,458,853 | 3,920,461 | 4,110,711 | 3,969,571 | 5,186,820 | 3,229,299 |
| - | - | - | - | - | 99,476 |
| 3,512,456 | 5,419,640 | 2,285,873 | 2,144,850 | 2,811,764 | 3,511,054 |
| 348,518,374 | 378,755,693 | 389,792,173 | 370,085,504 | 401,013,101 | 447,353,659 |
| | | | | | |
| 29,982,617 | 24,481,407 | 24,239,114 | 25,165,171 | 39,407,456 | - |
| 32,286,937 | 33,444,158 | 35,387,322 | 35,505,352 | 37,587,719 | - |
| 3,388,347 | 3,892,560 | 3,735,549 | 3,835,022 | 3,959,026 | - |
| 1,888,438 | 2,241,412 | 1,876,697 | 2,221,687 | 1,981,614 | - |
| 6,806,814 | 7,067,579 | 7,218,354 | 8,188,900 | 12,455,185 | - |
| 59,634,179 | 66,801,231 | 65,622,460 | 68,625,017 | 77,635,311 | - |
| 72,849,381 | 81,417,910 | 84,951,030 | 100,770,822 | 106,708,303 | - |
| 25,246,552 | 27,300,562 | 29,583,589 | 28,826,687 | 28,609,063 | - |
| 9,182,400 | 9,432,186 | 9,606,214 | 9,620,128 | 10,102,334 | - |
| 1,219,373 | 1,426,722 | 1,887,050 | 1,740,210 | 1,878,707 | - |
| 44,760,403 | 51,782,691 | 40,502,071 | 37,721,235 | 36,406,775 | - |
| - | - | - | - | - | - |
| - | - | - | - | - | 46,852,040 |
| - | - | - | - | - | 11,113,124 |
| - | - | - | - | - | 91,543,464 |
| - | - | - | - | - | 13,409,897 |
| - | - | - | - | - | 132,602,060 |
| - | - | - | - | - | 28,286,368 |
| - | - | - | - | - | 36,493,642 |
| - | 20,246,230 | 32,157,497 | 58,521,214 | 53,225,077 | 53,860,646 |
| | | | | | |
| 20,115,000 | 21,360,000 | 27,260,000 | 31,887,580 | 16,740,000 | 12,970,000 |
| 18,941,447 | 18,743,285 | 19,787,766 | 20,165,827 | 24,015,802 | 23,975,029 |
| - | 448,473 | 429,966 | 194,194 | 434,383 | - |
| - | - | 31,789,234 | - | 7,305,270 | - |
| 326,301,888 | 370,086,406 | 416,033,913 | 432,989,046 | 458,452,025 | 451,106,270 |
| 22,216,486 | 8,669,287 | (26,241,740) | (62,903,542) | (57,438,924) | (3,752,611) |
| | | | | | |
| 25,524,507 | 29,359,836 | 18,440,387 | 38,365,985 | 26,322,995 | 1,803,869 |
| (25,611,105) | (29,359,836) | (18,003,397) | (28,076,427) | (26,296,028) | (9,588,329) |
| - | (6,862) | - | - | (106,864) | - |
| 622,106 | 595,566 | 758,256 | 255,949 | 12,515,094 | 1,665,337 |
| - | 51,662,323 | 73,725,000 | 45,670,000 | 89,010,000 | - |
| - | 60,402,677 | 47,775,000 | - | 26,965,000 | - |
| - | (73,331,090) | (51,269,830) | - | - | - |
| - | - | - | - | - | - |
| - | - | - | - | (28,245,645) | - |
| - | 22,414,184 | 11,311,438 | 5,335,327 | 5,873,492 | - |
| 535,508 | 61,736,798 | 82,736,854 | 61,550,834 | 106,038,044 | (6,119,123) |
| $ 22,751,994 | $ 70,406,085 | $ 56,495,114 | $ (1,352,708) | $ 48,599,120 | $ (9,871,734) |
| | | | | | |
| 12.0% | 11.6% | 13.5% | 13.7% | 10.4% | 8.2% |

MONTGOMERY COUNTY
Birthplace
of the
Lone Star Flag

**MONTGOMERY COUNTY, TEXAS**
**Taxable Assessed Value and Actual Value of Property** [(1) (2)]
**Last Ten Fiscal Years**

**TABLE V**

| Fiscal Year | Residential Property | Commercial Property | Other Property | Personal Property [(3)] | Less: Tax Exempt Property | Total Taxable Assessed Value | Total Direct Tax Rate [(4)] |
|---|---|---|---|---|---|---|---|
| 2011 | 25,470,544 | 4,313,292 | 3,635,389 | 3,557,689 | (3,114,294) | 33,862,620 | 0.4838 |
| 2012 | 26,546,279 | 4,406,788 | 3,637,096 | 3,710,767 | (3,199,844) | 35,101,086 | 0.4838 |
| 2013 | 27,633,521 | 4,749,812 | 3,644,710 | 3,767,339 | (3,089,011) | 36,706,371 | 0.4838 |
| 2014 | 29,215,860 | 5,529,356 | 3,600,829 | 4,345,886 | (3,324,961) | 39,366,970 | 0.4838 |
| 2015 | 33,047,928 | 6,419,044 | 3,779,489 | 4,693,637 | (4,285,836) | 43,654,262 | 0.4767 |
| 2016 | 37,876,334 | 7,401,355 | 3,906,748 | 5,133,399 | (5,002,526) | 49,315,310 | 0.4767 |
| 2017 | 41,742,803 | 8,271,324 | 4,637,123 | 5,060,465 | (5,308,718) | 54,402,997 | 0.4667 |
| 2018 | 43,373,630 | 8,905,657 | 4,819,633 | 5,101,177 | (11,351,814) | 50,848,283 | 0.4667 |
| 2019 | 45,200,643 | 10,309,888 | 4,881,184 | 5,304,177 | (11,458,596) | 54,237,296 | 0.4667 |
| 2020 | 49,260,474 | 10,558,652 | 5,406,116 | 5,723,311 | (12,589,352) | 58,359,201 | 0.4475 |

(1) Amounts expressed in thousands.
(2) Property in the County is reassessed each year. Property is assessed at actual value; therefore, the assessed values are equal to actual value.
(3) This includes the County's 20% exemption.
(4) Tax rates are per $100 of assessed value.

Source: Montgomery Central Appraisal District

**MONTGOMERY COUNTY, TEXAS**

**Property Tax Rates[1] - Direct and Overlapping Governments**

**Last Ten Fiscal Years**

| | 2011 | 2012 | 2013 | 2014 |
|---|---|---|---|---|
| MONTGOMERY COUNTY, TEXAS: | | | | |
| General Fund | $ 0.3582 | $ 0.3629 | $ 0.3715 | $ 0.3657 |
| Special Revenue Funds | 0.0458 | 0.0464 | 0.0464 | 0.0464 |
| Debt Service Fund | 0.0798 | 0.0745 | 0.0659 | 0.0717 |
| Total Montgomery County, Texas | 0.4838 | 0.4838 | 0.4838 | 0.4838 |
| OVERLAPPING GOVERNMENTS: | | | | |
| Special Districts: | | | | |
| Blaketree M.U.D. #1 | - | - | - | - |
| Chateau Woods M.U.D. | 0.2223 | 0.2317 | 0.2486 | 0.2592 |
| Clover Creek M.U.D. | 1.2500 | 1.2500 | 1.2500 | 1.2500 |
| Conroe M.U.D #1 | 0.6000 | 0.6000 | 0.6000 | 0.6000 |
| Corinthian Point M.U.D. | 0.5738 | 0.5393 | 0.5393 | 0.5393 |
| East Montgomery County M.U.D. #3 | 0.9500 | 0.9500 | 0.9500 | 0.9500 |
| East Montgomery County M.U.D. #4 | No Tax | No Tax | No Tax | No Tax |
| East Montgomery County M.U.D. #6 | - | - | - | - |
| East Montgomery County M.U.D. #7 | - | - | - | - |
| East Montgomery County M.U.D. #7 | - | - | - | - |
| East Plantation U.D. | 0.7090 | 0.7090 | 0.7090 | 0.7090 |
| Far Hills U.D. | 0.4700 | 0.4820 | 0.4820 | - |
| Grand Oaks M.U.D | 1.3500 | 1.3500 | 1.3500 | 1.3500 |
| Harris County ID #17 | - | - | - | - |
| Harris-Montgomery County Mgt Distr. | - | - | - | - |
| Harris County M.U.D #386 | - | 0.9900 | 0.9400 | 0.7200 |
| Kings Manor M.U.D. | 0.8600 | 0.8600 | 0.8300 | 0.8100 |
| Lake Conroe Hills M.U.D. | 0.5000 | 0.5000 | 0.5000 | 0.5000 |
| Lazy River I.D. | 0.5599 | 0.5342 | 0.5627 | 0.5662 |
| Hendricks - Defined Area | - | - | - | 0.5000 |
| Lone Star Community College | 0.1176 | 0.1210 | 0.1198 | 0.1160 |
| Magnolia East M.U.D. | - | - | - | - |
| Montgomery County D.D. #6 | 0.2641 | 0.2100 | 0.2100 | 0.2050 |
| Montgomery County D.D. #10 | 0.4470 | 0.4470 | 0.4500 | 0.4500 |
| Montgomery County F.W.S.D. #6 | 0.2941 | 0.2820 | 0.3385 | 0.3462 |
| Montgomery County Hospital Dist | 0.7540 | 0.0745 | 0.0729 | 0.7270 |
| Montgomery County M.U.D. #1 | - | - | - | - |
| Montgomery County M.U.D. #6 | 0.0950 | 0.0875 | 0.0800 | 0.0750 |
| Montgomery County M.U.D. #7 | 0.1750 | 0.1675 | 0.1675 | 0.1645 |
| Montgomery County M.U.D. #8 | 0.2494 | 0.2651 | 0.2651 | 0.2651 |
| Montgomery County M.U.D. #9 | 0.6000 | 0.6000 | 0.6000 | 0.6000 |
| Montgomery County M.U.D. #15 | 1.2400 | 1.2400 | 1.2400 | 1.2400 |
| Montgomery County M.U.D. #16 | 1.3000 | 1.3000 | 1.2600 | 1.2000 |
| Montgomery County M.U.D. #18 | 0.4400 | 0.4300 | 0.3800 | 0.3800 |
| Montgomery County M.U.D. #19 | 0.3243 | 0.3243 | 0.3243 | 0.3000 |
| Montgomery County M.U.D. #24 | 1.3800 | 1.1800 | 1.1800 | 1.2800 |

**TABLE VI**



| 2015 | 2016 | 2017 | 2018 | 2019 | 2020 |
|---|---|---|---|---|---|
| $ 0.3544 | $ 0.3547 | $ 0.3419 | $ 0.3437 | $ 0.3423 | $ 0.3329 |
| 0.0464 | 0.0486 | 0.0486 | 0.0486 | 0.0486 | 0.0486 |
| 0.0759 | 0.0734 | 0.0762 | 0.0744 | 0.0758 | 0.0660 |
| 0.4767 | 0.4767 | 0.4667 | 0.4667 | 0.4667 | 0.4475 |
| | | | | | |
| - | 1.3500 | 1.3500 | 1.3500 | 1.3500 | 1.3500 |
| 0.2616 | 0.2498 | 0.2473 | 0.2741 | 0.2950 | 0.3350 |
| 0.7800 | 1.2500 | 1.2100 | 1.2100 | 1.2100 | 1.2100 |
| 0.6000 | 0.6000 | 0.6000 | 0.6000 | 0.6000 | 0.6000 |
| 0.4791 | 0.4355 | 0.4029 | 0.3900 | 0.3650 | 0.3696 |
| 0.6700 | 0.9500 | 0.9500 | 1.2000 | 0.9000 | 0.9000 |
| No Tax | 1.2500 | 1.2500 | 1.2500 | 1.2500 | 1.2500 |
| - | - | - | - | 1.3000 | 1.3000 |
| - | - | - | - | 1.3000 | 1.3000 |
| - | - | - | - | - | 1.3500 |
| 0.6700 | 0.6300 | 0.5000 | 0.5400 | 0.5400 | 0.5400 |
| 0.4740 | 0.6500 | 0.6500 | 0.6740 | 0.6740 | 0.6740 |
| 1.3200 | 1.3200 | 1.0500 | 1.0200 | 1.0000 | 1.0000 |
| - | - | - | - | 1.2500 | - |
| - | - | - | - | - | 1.2500 |
| 0.5000 | 0.5000 | 0.4650 | 0.4650 | 0.4650 | 0.4900 |
| 0.7900 | 0.7400 | 0.7100 | 0.7000 | 0.7000 | 0.6800 |
| 0.4750 | 0.4650 | 0.4550 | 0.4550 | 0.4500 | 0.4500 |
| 0.5564 | 0.5213 | 0.4731 | 0.4829 | 0.4896 | 0.4725 |
| 0.9850 | 0.9850 | - | 0.9850 | 0.9850 | 0.9850 |
| 0.1081 | 0.1079 | 0.1078 | 0.1078 | 0.1078 | 0.1078 |
| - | - | - | - | - | 1.5000 |
| 0.1925 | 0.1700 | 0.1700 | 0.1600 | 0.1400 | 0.1400 |
| 0.4400 | 0.4400 | 0.4400 | 0.4400 | 0.4400 | 0.4400 |
| 0.3770 | 0.3800 | 0.3000 | 0.2977 | 0.3100 | 0.3089 |
| 0.0725 | 0.0710 | 0.0665 | 0.0664 | 0.0599 | 0.0589 |
| - | - | 0.0900 | 0.0800 | 0.0750 | - |
| 0.0750 | 0.0750 | 0.0750 | 0.0750 | 0.0700 | 0.0800 |
| 0.1645 | 0.1645 | 0.1645 | 0.1645 | 0.1250 | 0.1250 |
| 0.2651 | 0.2651 | 0.2651 | 0.3000 | 0.3000 | 0.3000 |
| 0.4555 | 0.4182 | 0.4059 | 0.4059 | 0.4059 | 0.4059 |
| 1.1970 | 1.0375 | 0.9369 | 0.8900 | 0.8700 | 0.8200 |
| 1.0300 | 0.9300 | 0.9179 | 0.8694 | - | 0.9600 |
| 0.3600 | 0.3600 | 0.3400 | 0.3300 | 0.3300 | 0.3300 |
| 0.2800 | 0.2500 | 0.2250 | 0.2000 | 0.1800 | 0.1800 |
| 1.2800 | 1.1954 | 1.1500 | 1.1500 | 1.1250 | 1.1200 |

**MONTGOMERY COUNTY, TEXAS**

**Property Tax Rates[1] - Direct and Overlapping Governments**

**Last Ten Fiscal Years**

| | 2011 | 2012 | 2013 | 2014 |
|---|---|---|---|---|
| Special Districts (continued): | | | | |
| Montgomery County M.U.D. #36 | 0.0550 | 0.0400 | 0.0350 | 0.0350 |
| Montgomery County M.U.D. #39 | 0.4300 | 0.4200 | 0.4200 | 0.4150 |
| Montgomery County M.U.D. #40 | 0.1700 | 0.1600 | 0.1500 | 0.1400 |
| Montgomery County M.U.D. #42 | 1.2300 | 1.1800 | 1.1500 | 1.2500 |
| Montgomery County M.U.D. #46 | 0.2750 | 0.2650 | 0.2550 | 0.2400 |
| Montgomery County M.U.D. #47 | 0.2500 | 0.2450 | 0.2450 | 0.2450 |
| Montgomery County M.U.D. #56 | 1.0000 | 1.0000 | 1.0000 | 1.0000 |
| Montgomery County M.U.D. #60 | 0.2400 | 0.2375 | 0.2275 | 0.2175 |
| Montgomery County M.U.D. #67 | 0.3200 | 0.3125 | 0.3125 | 0.3025 |
| Montgomery County M.U.D. #83 | 1.2000 | 1.1300 | 1.0500 | 0.9800 |
| Montgomery County M.U.D. #84 | 1.2500 | 1.2500 | 1.2500 | 1.2000 |
| Montgomery County M.U.D. #88 | 1.3900 | 1.3900 | 1.3900 | 1.3900 |
| Montgomery County M.U.D. #89 | 1.1800 | 1.1100 | 1.0900 | 1.0600 |
| Montgomery County M.U.D. #90 | 0.6000 | 0.6000 | 0.6000 | 0.6000 |
| Montgomery County M.U.D. #92 | 0.6000 | 0.6000 | 0.6000 | 0.6000 |
| Montgomery County M.U.D. #94 | 1.1600 | 1.1300 | 1.1000 | 1.0100 |
| Montgomery County M.U.D. #95 | No Tax | 1.3500 | 1.3500 | 1.3500 |
| Montgomery County M.U.D. #96 | - | - | - | - |
| Montgomery County M.U.D. #98 | 1.2300 | 1.2250 | 1.2250 | 1.2250 |
| Montgomery County M.U.D. #99 | 1.0400 | 1.0400 | 1.0400 | 1.0400 |
| Montgomery County M.U.D. #105 | - | - | - | - |
| Montgomery County M.U.D. #111 | No Tax | No Tax | N/A | - |
| Montgomery County M.U.D. #107 | 0.7000 | 0.7000 | 0.7000 | 0.7000 |
| Montgomery County M.U.D. #112 | 1.1000 | 1.1000 | 1.1000 | 1.1000 |
| Montgomery County M.U. D #113 | 1.1900 | 1.1900 | 0.7500 | 0.7100 |
| Montgomery County M.U.D. #115 | 1.3500 | 1.3500 | 1.3500 | 1.3500 |
| Montgomery County M.U.D. #119 | 1.4500 | 1.4500 | 1.4500 | 1.4500 |
| Montgomery County M.U.D. #121 | - | - | - | - |
| .Montgomery County M.U.D. #123 | - | 1.2500 | - | - |
| Montgomery County M.U.D. #126 | - | - | - | - |
| Montgomery County M.U.D. #127 | - | - | - | - |
| Montgomery County M.U.D. #128A | - | - | - | - |
| Montgomery County M.U.D. #132 | - | - | - | - |
| Montgomery County M.U.D. #137 | - | - | - | - |
| Montgomery County M.U.D. #138 | - | - | - | - |
| Montgomery County M.U.D. #139 | - | - | - | - |
| Montgomery County M.U.D. #141 | - | - | - | - |
| Montgomery County M.U.D. #142 | - | - | - | - |
| Montgomery County M.U.D. #145 | - | - | - | - |
| Montgomery County M.U.D. #148 | - | - | - | - |
| Montgomery County M.U.D. #149 | - | - | - | - |
| Montgomery County M.U.D. #150 | - | - | - | - |
| Montgomery County M.U.D. #151 | - | - | - | - |

| 2015 | 2016 | 2017 | 2018 | 2019 | 2020 |
|---|---|---|---|---|---|
| 0.0550 | - | 0.0350 | 0.0350 | 0.0350 | 0.0350 |
| 0.4150 | 0.4000 | 0.3650 | 0.3550 | 0.3550 | 0.3550 |
| 0.1300 | 0.0900 | - | - | - | - |
| 1.2500 | 1.1700 | 1.1400 | 1.1100 | 1.0800 | 1.0700 |
| 0.2300 | 0.2250 | 0.2125 | 0.2125 | 0.2125 | 0.2097 |
| 0.2450 | 0.2450 | 0.2450 | 0.2450 | 0.2450 | 0.2450 |
| 0.9964 | 0.8600 | 0.8300 | 0.7300 | 0.7200 | 0.7200 |
| 0.1975 | 0.1850 | 0.1650 | 0.1650 | 0.1650 | 0.1650 |
| 0.2800 | 0.2575 | 0.2375 | 0.2175 | 0.1600 | 0.1600 |
| 0.9000 | 0.8200 | 0.7700 | 0.7500 | 0.7400 | 0.7400 |
| 1.0200 | 0.9500 | 0.9000 | 0.8800 | 0.8800 | 0.8000 |
| 1.3900 | 1.3900 | 1.3900 | 1.3800 | 1.3800 | 1.3800 |
| 1.0600 | 0.9500 | 0.8864 | 0.8828 | 0.8200 | 0.7950 |
| 0.6000 | 0.6000 | 0.6000 | 0.6000 | 0.6000 | 0.6000 |
| 0.6000 | 0.6000 | 0.6000 | 0.6000 | 0.6000 | 0.6000 |
| 0.9300 | 0.8400 | 0.7700 | 0.8000 | 0.8000 | 0.7850 |
| 1.3500 | 1.3000 | 1.3000 | 1.2500 | 1.2500 | 1.2200 |
| - | - | 1.4800 | 1.4800 | 1.4800 | 1.4800 |
| 1.2100 | 1.1650 | 1.1350 | 1.0400 | 1.0850 | 1.0700 |
| 1.0400 | 1.0400 | 1.0400 | 1.0400 | 1.0400 | 1.0400 |
| - | - | 1.3500 | 1.3500 | 1.3500 | 1.3500 |
| - | - | - | - | - | 1.3500 |
| 0.7000 | 0.7000 | 0.7000 | 0.6900 | 0.6800 | 0.6000 |
| 1.1000 | 1.0257 | 1.0207 | 1.0000 | 0.9800 | 0.9500 |
| 1.1200 | 1.0200 | 0.9200 | 0.9000 | 0.8900 | 0.8800 |
| 1.3500 | 1.3500 | 1.3500 | 1.3500 | 1.3200 | 1.3000 |
| 1.4500 | 1.3700 | 1.3700 | 1.3200 | 1.2900 | 1.2400 |
| - | - | - | - | 0.9900 | 0.9900 |
| - | - | - | - | - | - |
| - | - | 0.9000 | 0.9000 | 0.9000 | 0.9000 |
| 1.3500 | 1.3500 | 1.3500 | 1.3500 | 1.3500 | 1.3500 |
| - | - | - | - | 1.1000 | 1.1000 |
| - | - | - | - | 0.7000 | 0.7000 |
| - | - | - | - | 1.3500 | 1.3500 |
| - | - | - | - | 0.8800 | 0.8800 |
| - | - | - | - | 1.4500 | 1.4000 |
| - | - | - | - | 1.3500 | 1.3500 |
| - | - | - | - | 1.0000 | 1.0000 |
| - | - | - | - | 1.4500 | 1.3500 |
| - | - | - | - | 0.9000 | 0.9000 |
| - | - | - | - | - | 0.9000 |
| - | - | - | - | - | 1.3500 |
| - | - | - | - | - | 1.3500 |

**MONTGOMERY COUNTY, TEXAS**

**Property Tax Rates[1] - Direct and Overlapping Governments**

**Last Ten Fiscal Years**

| | 2011 | 2012 | 2013 | 2014 |
|---|---|---|---|---|
| Special Districts (continued): | | | | |
| Montgomery County M.U.D. #164 | - | - | - | - |
| Montgomery County M.U.D. #165 | - | - | - | - |
| Montgomery County U.D. #2 | 0.5700 | 0.5700 | 0.5700 | 0.5700 |
| Montgomery County U.D. #3 | 0.4554 | 0.4515 | 0.4515 | 0.4515 |
| Montgomery County U.D. #4 | 0.4895 | 0.4895 | 0.4100 | 0.4100 |
| Montgomery County W.C.I.D. #1 | 0.7750 | 0.8100 | 0.8100 | 0.8100 |
| New Caney M.U.D. | 0.7100 | 0.7100 | 0.7100 | 0.7100 |
| New Caney M.U.D. Valley Ranch | - | - | - | - |
| Point Aquarius M.U.D. | 0.7032 | 0.7032 | 0.7032 | 0.7032 |
| Porter M.U.D. | 0.5150 | 0.5150 | 0.5150 | 0.5150 |
| Rayford Road M.U.D. | 0.5920 | 0.6220 | 0.6100 | 0.6000 |
| River Plantation M.U.D. | 0.3101 | 0.3200 | 0.3200 | 0.3200 |
| Roman Forest Cons. M.U.D. | 0.2900 | 0.2700 | 0.2000 | 0.2200 |
| Roman Forest P.U.D. #3 | 1.2500 | 1.2500 | - | - |
| Roman Forest P.U.D. #4 | 1.1500 | 1.1500 | 1.1540 | 1.1540 |
| South Montgomery County M.U.D. | 0.2266 | 0.2266 | 0.2266 | 0.2258 |
| Spring Creek U.D. | 1.0000 | 1.0000 | 1.0000 | 1.0000 |
| Stanley Lake M.U.D. | 0.5200 | 0.5100 | 0.5000 | 0.5200 |
| Texas National M.U.D. | 1.0959 | 1.0959 | 1.0823 | 1.1330 |
| Valley Ranch Medical Center MD | - | - | - | - |
| Valley Ranch Town Center MD | - | - | - | - |
| Valley Ranch M.U.D. #1 | 1.4000 | 1.4000 | 1.4000 | 1.4000 |
| Wood Trace M.U.D. #1 | 0.7500 | 0.7500 | 0.7500 | 0.7500 |
| Woodlands Metro-Center M.U.D. | 0.1900 | 0.1750 | 0.1750 | 0.1650 |
| Woodlands M.U.D. #1 | - | - | | - |
| Woodlands M.U.D. #2 | 0.1900 | 0.1700 | 0.1500 | 0.1300 |
| Woodlands R.U.D. #1 | 0.4300 | 0.4266 | 0.4063 | 0.3600 |
| Woodridge M.U.D. | - | - | - | 1.5000 |
| Emergency Service District #1 | 0.0974 | 0.9640 | 0.0964 | 0.0964 |
| Emergency Service District #2 | 0.1000 | 0.1000 | 0.1000 | 0.1000 |
| Emergency Service District #3 | 0.1000 | 0.0998 | 0.0990 | 0.0954 |
| Emergency Service District #4 | 0.1000 | 0.0986 | 0.0961 | 0.1000 |
| Emergency Service District #5 | 0.0935 | 0.1000 | 0.1000 | 0.1000 |
| Emergency Service District #6 | 0.1000 | 0.1000 | 0.1000 | 0.1000 |
| Emergency Service District #7 | 0.1000 | 0.1000 | 0.0998 | 0.0996 |
| Emergency Service District #8 | 0.1000 | 0.1000 | 0.1000 | 0.0960 |
| Emergency Service District #9 | 0.1000 | 0.0946 | 0.0917 | 0.0855 |
| Emergency Service District #10 | 0.1000 | 0.0988 | 0.1000 | 0.1000 |
| Emergency Service District #11 | 0.1000 | 0.1000 | 0.1000 | 0.1000 |
| Emergency Service District #12 | 0.1000 | 0.0996 | 0.0996 | 0.1000 |
| Emergency Service District #14 | 0.1000 | 0.1000 | 0.1000 | 0.0951 |
| Total Special Districts | 51.4491 | 54.6308 | 50.3262 | 51.4080 |

| 2015 | 2016 | 2017 | 2018 | 2019 | 2020 |
|---|---|---|---|---|---|
| - | - | - | - | - | 1.3500 |
| - | - | - | - | - | 1.3500 |
| 0.5700 | 0.5000 | 0.4900 | 0.4600 | 0.4600 | 0.4750 |
| 0.0900 | 0.0900 | 0.0900 | 0.0900 | 0.0900 | 0.0899 |
| 0.0800 | 0.0800 | 0.0775 | 0.0775 | 0.0700 | 0.0875 |
| 0.8100 | 0.7600 | 0.7600 | 0.7820 | 0.7820 | 0.7476 |
| - | - | - | - | - | 0.5300 |
| 0.7800 | 0.7800 | - | - | - | - |
| 0.6631 | 0.6000 | 0.5800 | 0.5600 | 0.5200 | 0.5000 |
| 0.5150 | 0.4800 | 0.4800 | 0.4800 | 0.4640 | 0.4600 |
| 0.5800 | 0.5500 | 0.5300 | 0.5100 | 0.5100 | 0.5000 |
| 0.3200 | 0.3200 | 0.3200 | 0.3200 | 0.3200 | 0.3200 |
| 0.2100 | 0.2035 | 0.1850 | 0.1593 | 0.1546 | 0.1340 |
| - | - | 1.2088 | 0.9500 | 0.9500 | 0.5600 |
| 1.1657 | 1.1720 | 1.1748 | 1.1656 | 1.1749 | 1.1749 |
| 0.2175 | 0.1733 | 0.1660 | 0.1600 | 0.1600 | 0.1600 |
| 1.0000 | 1.0000 | 1.0000 | 1.0000 | 1.0000 | 1.0000 |
| 0.5300 | 0.5300 | 0.5300 | 0.5300 | 0.5500 | 0.5500 |
| 1.1330 | 1.1300 | 1.1330 | 1.1330 | 1.1330 | 1.1330 |
| - | - | - | - | 0.3500 | 0.4000 |
| - | - | - | - | 1.1500 | 0.9700 |
| 1.4000 | 1.2000 | 1.1500 | 1.1500 | 1.0000 | 1.1000 |
| 1.5000 | 1.5000 | 1.3500 | 1.3500 | 1.3500 | 1.3500 |
| 0.1650 | 0.1550 | 0.1250 | 0.1050 | 0.0900 | 0.0900 |
| - | - | - | - | - | 0.0750 |
| 0.1100 | 0.1000 | - | - | - | - |
| 0.3800 | 0.3200 | 0.2600 | 0.2150 | 0.2000 | 0.2000 |
| 1.3000 | 0.1000 | 1.2700 | 1.2700 | 1.2600 | 1.2600 |
| 0.1000 | 0.1000 | 0.1000 | 0.1000 | 0.1000 | 0.1000 |
| 0.1000 | 0.1000 | 0.1000 | 0.1000 | 0.1000 | 0.1000 |
| 0.0955 | 0.1000 | 0.0981 | 0.1000 | 0.1000 | 0.1000 |
| 0.0917 | 0.0808 | 0.1000 | 0.1000 | 0.1000 | 0.0939 |
| 0.1000 | - | - | - | - | - |
| 0.1000 | 0.1000 | 0.1000 | 0.1000 | 0.1000 | 0.1000 |
| 0.0967 | 0.1000 | 0.1000 | 0.1000 | 0.1000 | 0.1000 |
| 0.0946 | 0.0926 | 0.0906 | 0.1000 | 0.1000 | 0.1000 |
| 0.0814 | 0.1000 | 0.1000 | 0.0972 | 0.1000 | 0.1000 |
| 0.0980 | 0.0970 | 0.1000 | 0.1000 | 0.1000 | 0.1000 |
| 0.1000 | - | - | - | - | - |
| 0.0983 | 0.1000 | 0.1000 | 0.1000 | - | - |
| 0.0885 | 0.1000 | 0.1000 | 0.1000 | 0.1000 | 0.1000 |
| 53.9109 | 51.8583 | 54.3785 | 54.6195 | 69.2382 | 78.9531 |

**MONTGOMERY COUNTY, TEXAS**

**Property Tax Rates[1] - Direct and Overlapping Governments**

**Last Ten Fiscal Years**

| | 2011 | 2012 | 2013 | 2014 |
|---|---|---|---|---|
| Cities: | | | | |
| Cleveland | - | 0.6850 | 0.7800 | 0.7800 |
| Conroe | 0.4200 | 0.4200 | 0.4200 | 0.4200 |
| Magnolia | 0.4914 | 0.4814 | 0.4786 | 0.4786 |
| Montgomery | 0.4199 | 0.4155 | 0.4155 | 0.4155 |
| Oak Ridge North | 0.5996 | 0.5996 | 0.5744 | 0.5244 |
| Panorama Village | 0.6512 | 0.6698 | 0.6844 | 0.6741 |
| Patton Village | 0.3890 | 0.3779 | 0.3779 | 0.3818 |
| Roman Forest | 0.4707 | 0.4721 | 0.4819 | 0.4819 |
| Shenandoah Village | 0.3282 | 0.3237 | 0.3137 | 0.2664 |
| Splendora | 0.2968 | 0.2797 | 0.2797 | 0.2720 |
| Stagecoach | 0.5214 | 0.5044 | 0.5000 | 0.5429 |
| Willis | 0.5893 | 0.5669 | 0.5208 | 0.5363 |
| Woodbranch Village | 0.3373 | 0.3514 | 0.3544 | 0.3496 |
| Woodlands Township | 0.3274 | 0.3250 | 0.3173 | 0.2940 |
| Woodloch | 0.5199 | 1.0000 | 0.5000 | 0.4971 |
| Auburn Trail Defined Area | - | - | 0.9850 | 0.5750 |
| Auburn Trail II Defined Area | - | - | - | 0.5750 |
| Houston (County Line City) | 0.6388 | 0.6388 | 0.6388 | 0.6388 |
| Total Cities | 7.0009 | 8.1112 | 8.6224 | 8.7034 |
| School Districts: | | | | |
| Cleveland I.S.D. | 1.3150 | 1.3150 | 1.3150 | 1.3150 |
| Conroe I.S.D. | 1.2950 | 1.2950 | 1.2900 | 1.2850 |
| Humble I.S.D | - | 1.5200 | 1.5200 | 1.5200 |
| Magnolia I.S.D. | 1.3995 | 1.3995 | 1.3995 | 1.3995 |
| Montgomery I.S.D. | 1.3400 | 1.3400 | 1.3400 | 1.3400 |
| New Caney I.S.D. | 1.5400 | 1.5400 | 1.5400 | 1.6700 |
| Richards I.S.D. | 1.0400 | 1.0400 | 1.0400 | 1.0400 |
| Splendora I.S.D. | 1.3599 | 1.3300 | 1.3600 | 1.3155 |
| Tomball I.S.D. | 1.3600 | 1.3600 | 1.3155 | 1.3600 |
| Willis I.S.D. | 1.3700 | 1.3700 | 1.3700 | 1.3900 |
| Total School Districts | 12.0194 | 13.5095 | 13.4900 | 13.6350 |
| **TOTAL PROPERTY TAX RATES - DIRECT AND OVERLAPPING GOVERNMENTS** | $70.9532 | $76.7352 | $72.9223 | $74.2302 |

[1] Per $100 of assessed valuation.

**NOTE:** The County's property tax rate may only be changed in a public hearing.

**Sources**: Montgomery Central Appraisal District, Harris County Appraisal District, Liberty County Appraisal District, Tomball Independent School District.

| 2015 | 2016 | 2017 | 2018 | 2019 | 2020 |
|---|---|---|---|---|---|
| 0.7800 | 0.7800 | 0.7700 | 0.7700 | 0.7700 | 0.7700 |
| 0.4200 | 0.4200 | 0.4175 | 0.4175 | 0.4175 | 0.4375 |
| 0.4629 | 0.4629 | 0.4629 | 0.4709 | 0.4675 | 0.4645 |
| 0.4155 | 0.4155 | 0.4155 | 0.4155 | 0.4000 | 0.4000 |
| 0.4822 | 0.4598 | 0.4509 | 0.4470 | 0.4807 | 0.4900 |
| 0.6591 | 0.6743 | 0.6604 | 0.6852 | 0.6748 | 0.6779 |
| 0.3818 | 0.3459 | 0.2606 | 0.2606 | 0.2850 | 0.2850 |
| 0.4819 | 0.4945 | 0.4945 | 0.7385 | 0.7538 | 0.7530 |
| 0.2404 | 0.2399 | 0.2295 | 0.2099 | 0.1799 | 0.1799 |
| 0.2473 | 0.2473 | 0.2616 | 0.4103 | 0.4103 | 0.4103 |
| 0.5353 | 0.5207 | 0.5000 | 0.4595 | 0.4595 | 0.4595 |
| 0.6077 | 0.5961 | 0.5953 | 0.6351 | 0.6697 | 0.5869 |
| 0.3597 | 0.3597 | 0.3785 | 0.3784 | 0.2306 | 0.2207 |
| 0.2500 | 0.2300 | 0.2300 | 0.2300 | 0.2273 | 0.2240 |
| 0.8125 | 0.6566 | 0.5782 | 0.5000 | 0.5000 | 0.3600 |
| 0.6190 | 0.7110 | - | 0.7150 | 0.7150 | 0.7000 |
| 0.6190 | 0.7110 | - | 0.7150 | 0.7071 | 0.7000 |
| 0.6311 | - | 0.5864 | 0.5864 | 0.5883 | 0.5679 |
| 9.0054 | 8.3252 | 7.2918 | 9.0448 | 8.9370 | 8.6871 |
| | | | | | |
| 1.3150 | 1.3150 | 1.3800 | 1.4150 | 1.4150 | 1.3450 |
| 1.2800 | 1.2800 | 1.2800 | 1.2800 | 1.2800 | 1.2300 |
| 1.5200 | 1.5200 | 1.5200 | 1.5200 | 1.5200 | 1.4184 |
| 1.3895 | 1.3795 | 1.3795 | 1.3795 | 1.3795 | 1.3095 |
| 1.3400 | 1.3400 | 1.3700 | 1.3700 | 1.3700 | 1.3075 |
| 1.6700 | 1.6700 | 1.6700 | 1.6700 | 1.6700 | 1.5684 |
| 1.0400 | 1.0400 | 1.0400 | 1.0400 | 1.0600 | 0.9900 |
| 1.3155 | 1.3155 | 1.6000 | 1.6000 | 1.1700 | 1.4984 |
| 1.3600 | 1.3600 | 1.3400 | 1.3400 | 1.3400 | 1.2900 |
| 1.3900 | 1.3900 | 1.3900 | 1.3900 | 1.3900 | 1.2700 |
| 13.6200 | 13.6100 | 13.9695 | 14.0045 | 13.5945 | 13.2272 |
| | | | | | |
| $77.0130 | $74.2702 | $76.1065 | $78.1355 | $92.2264 | $101.3149 |

**MONTGOMERY COUNTY, TEXAS**
**Principal Taxpayers**
**Current Year and Nine Years Ago**

**TABLE VII**

| 2020 Taxpayer | Type of Business | 2020 Assessed Valuation [1] | Percentage of Total Assessed Valuation [2] |
|---|---|---|---|
| Entergy Texas Inc. | Electric Utility | $ 399,067,408 | 0.68 % |
| Wal-Mart Real Estate Business Trust | Retail | 273,895,382 | 0.47 |
| Mckesson Corporation | Medical | 218,098,831 | 0.37 |
| Anadarko Realty Co. | Oil & Gas Industrial | 215,129,760 | 0.37 |
| The Woodlands Mall Associates | Retail | 200,749,641 | 0.34 |
| IMI MSW LLC | Retail | 140,069,430 | 0.24 |
| Kingwood Medical Plaza Ltd | Medical | 136,717,022 | 0.23 |
| Woodlands Land Dev LP | Land Development | 130,992,298 | 0.22 |
| Ball Metal Container Corp | Manufacturing | 106,904,274 | 0.18 |
| The Geo Group | Real Estate | 106,166,640 | 0.18 |
| | | $ 1,927,790,686 | 3.28 % |

| 2011 Taxpayer | Type of Business | 2010 Assessed Valuation [1] | Percentage of Total Assessed Valuation [3] |
|---|---|---|---|
| Wal Mart Real Estate Business Trust/ Sams Club | Retail | 249,899,476 | 0.78 % |
| Entergy, Texas Inc | Electric Utility | 206,455,710 | 0.65 |
| Woodlands Land Development LP | Land Development | 200,599,980 | 0.63 |
| Denbury Onshore LLC | Oil & Gas | 176,376,860 | 0.55 |
| Anadarko Realty Co | Oil & Gas | 137,104,330 | 0.43 |
| Conroe Regional Medical Center/ Kingwood Medical Plaza | Medical | 120,287,730 | 0.38 |
| Hughes Christensen Company | Oil & Gas | 86,057,850 | 0.27 |
| Consolidated Communications of Texas | Communications | 78,352,940 | 0.24 |
| Canrig Drilling Tech Ltd | Oil & Gas | 74,892,990 | 0.23 |
| The Woodlands Mall Association | Retail | 58,159,755 | 0.18 |
| | | $ 1,388,187,621 | 4.34 % |

(1) Source: Montgomery Central Appraisal District

(2) Net Assessed Valuation - 2020 $ 58,359,200,490

(3) Net Assessed Valuation - 2011 $ 31,993,150,379

**MONTGOMERY COUNTY, TEXAS**
**Property Tax Levies and Collections** [1]
**Last Ten Fiscal Years**

**TABLE VIII**

| Fiscal Year | Collected in first period | | | Collections in subsequent periods | Total collections | |
|---|---|---|---|---|---|---|
| | Levy | Amount | Percentage | | Amount | Percentage |
| 2011 | $ 160,613,960 | $ 159,432,595 | 99.3 % | $ 969,064 | $ 160,401,659 | 99.9 % |
| 2012 | 166,764,811 | 164,636,997 | 98.7 % | 1,852,080 | 166,489,077 | 99.8 % |
| 2013 | 175,204,298 | 173,007,132 | 98.7 % | 1,866,459 | 174,873,591 | 99.8 % |
| 2014 | 186,703,380 | 184,735,498 | 98.9 % | 1,607,946 | 186,343,444 | 99.8 % |
| 2015 | 203,804,943 | 201,321,741 | 98.8 % | 2,116,800 | 203,438,541 | 99.8 % |
| 2016 | 229,000,765 | 226,359,011 | 98.8 % | 2,098,457 | 228,457,468 | 99.8 % |
| 2017 | 247,075,115 | 243,625,647 | 98.6 % | 2,399,870 | 246,025,517 | 99.6 % |
| 2018 | 235,828,214 | 232,005,266 | 98.4 % | 740,543 | 232,745,809 | 98.7 % |
| 2019 | 250,896,287 | 246,268,100 | 98.2 % | 438,156 | 246,706,256 | 98.3 % |
| 2020 | 256,035,175 | 253,326,012 | 98.9 % | - | 253,326,012 | 98.9 % |

[1] Taxes levied in any year which are collected from October 1 through June 30 are shown as current collections. Such amounts include collections of the current levy after February 1, which is the date taxes become legally delinquent.

Source: Montgomery County Tax Assessor-Collector

**MONTGOMERY COUNTY, TEXAS**

**Ratios of Outstanding Debt by Type** [1]

**Last Ten Fiscal Years**

**TABLE IX**

| | Governmental Activities | | | | | Business-type Activities | | | | |
|---|---|---|---|---|---|---|---|---|---|---|
| Fiscal Year | General Obligation Bonds | Revenue Bonds | Certificates of Obligation | Capital Leases Obligation | Net: Interest Premiums and Discounts | Revenue Bonds | Net: Interest Premiums and Discounts | Total Primary Government | Percent of Personal Income [2] | Per Capita [2] |
| 2011 | $ 270,030,000 | $ 128,266,840 | $ 99,190,000 | $ 15,336,959 | $ 15,233,295 | $ - | $ - | $ 528,057,094 | 2.31 % | $ 1,142.62 |
| 2012 | 268,735,000 | 122,140,941 | 101,120,000 | 13,671,491 | 10,236,430 | - | - | 515,903,862 | 2.09 % | 1,071.90 |
| 2013 | 261,590,000 | 75,075,000 | 109,930,000 | 11,209,724 | 12,589,534 | - | - | 470,394,258 | 1.77 % | 956.79 |
| 2014 | 278,565,000 | 67,995,000 | 74,555,000 | 9,942,261 | 28,256,466 | - | - | 459,313,727 | 1.40 % | 913.29 |
| 2015 | 269,415,000 | 60,585,000 | 71,000,000 | 7,694,658 | 26,085,333 | - | - | 434,779,991 | 1.35 % | 837.81 |
| 2016 | 315,110,000 | 52,825,000 | 58,535,000 | 5,893,321 | 43,468,294 | - | - | 475,831,615 | 1.51 % | 885.17 |
| 2017 | 376,370,000 | 16,420,000 | 50,750,000 | 3,777,887 | 46,503,251 | - | - | 493,821,138 | N/A % | 876.80 |
| 2018 | 408,885,000 | - | 49,090,000 | 13,953,358 | 47,447,713 | 87,680,000 | 7,778,322 | 614,834,393 | N/A % | 1,076.89 |
| 2019 | 474,975,000 | - | 47,375,000 | 11,578,902 | 48,232,661 | 87,680,000 | 7,510,104 | 677,351,667 | N/A % | 1,146.26 |
| 2020 | 463,775,000 | - | 45,605,000 | 10,674,041 | 44,196,827 | 87,680,000 | 7,231,952 | 659,162,820 | N/A % | 1,085.24 |

(1) Details regarding the County's outstanding debt can be found in the notes to the financial statements.

(2) See Table XIV for personal income and population data.

Personal income for 2017 - 2020 is not available.

**MONTGOMERY COUNTY, TEXAS**

**Ratios of Net General Bonded Debt Outstanding** [1]

**Last Ten Fiscal Years**

**TABLE X**

| | Governmental Activities | | | | Business-type Activities | | | | |
|---|---|---|---|---|---|---|---|---|---|
| Fiscal Year | General Obligation Bonds | Revenue Bonds [4] | Certificates of Obligation | Net: Interest Premiums and Discounts | Revenue Bonds | Net: Interest Premiums and Disounts | Total Primary Government | Percentage of Actual Value of Property [2] | Per Capita [3] |
| 2011 | $270,030,000 | $128,266,840 | $ 99,190,000 | $ 15,233,295 | $ - | $ - | $512,720,135 | 1.51 % | $ 1,109.44 |
| 2012 | 268,735,000 | 122,140,941 | 101,120,000 | 10,236,430 | - | - | 502,232,371 | 1.43 % | 1,043.50 |
| 2013 | 261,590,000 | 75,075,000 | 109,930,000 | 12,589,534 | - | - | 459,184,534 | 1.25 % | 933.99 |
| 2014 | 278,565,000 | 67,995,000 | 74,555,000 | 28,256,466 | - | - | 449,371,466 | 1.14 % | 893.52 |
| 2015 | 269,415,000 | 60,585,000 | 71,000,000 | 26,085,333 | - | - | 427,085,333 | 0.98 % | 822.98 |
| 2016 | 315,110,000 | 52,825,000 | 58,535,000 | 43,468,294 | - | - | 469,938,294 | 0.95 % | 874.21 |
| 2017 | 376,370,000 | 16,420,000 | 50,750,000 | 46,503,251 | - | - | 490,043,251 | 0.90 % | 870.09 |
| 2018 | 408,885,000 | - | 49,090,000 | 47,447,713 | 87,680,000 | 7,778,322 | 600,881,035 | 1.18 % | 1,052.45 |
| 2019 | 474,975,000 | - | 47,375,000 | 48,232,661 | 87,680,000 | 7,510,104 | 665,772,765 | 1.23 % | 1,126.66 |
| 2020 | 463,775,000 | - | 45,605,000 | 44,196,827 | 87,680,000 | 7,231,952 | 648,488,779 | 1.11 % | 1,067.66 |

[1] Details regarding the County's outstanding debt can be found in the notes to the financial statements.

[2] Taxable Assessed Valuation can be found in Table V.

[3] Population data can be found in Table XIV.

[4] The County began issuing revenue bonds in 2007.

**MONTGOMERY COUNTY, TEXAS**

**Legal Debt Margin [1]**

**Last Ten Fiscal Years**

| | 2011 | 2012 | 2013 | 2014 |
|---|---|---|---|---|
| Assessed value [2] | $ 33,862,620 | $ 35,101,086 | $ 36,706,371 | $ 39,366,970 |
| Debt limit [3] | 8,465,655 | 8,775,272 | 9,176,593 | 9,841,743 |
| Debt applicable to limit | | | | |
| Total bonded debt | 497,487 | 491,996 | 446,595 | 493,740 |
| Less: Assets in Debt Service Funds available for payment of principal | (14,239) | (15,950) | (17,795) | (20,906) |
| Total debt applicable to limit | 483,248 | 476,046 | 428,800 | 472,834 |
| Legal debt margin | $ 7,982,407 | $ 8,299,226 | $ 8,747,794 | $ 9,368,910 |
| Total debt applicable to the limit as a percent of debt limit | 5.71% | 5.42% | 4.67% | 4.80% |

[1] Amounts expressed in thousands.

[2] Assessed valuation is equal to total valuation less personal property.

[3] The County is authorized under Article III, Section 52 of the State Constitution to issue bonds payable from ad valorem taxes for the construction and maintenance of roads. There is no constitutional or statutory limit as to rates on bonds issued pursuant to such constitutional provision. However, the amount of bonds which may be issued is limited to 25% of the assessed valuation of real property in the County.

[4] Beginning in 2014, total bonded debt includes total debt outstanding for both Montgomery County and Woodlands RUD #1.

**TABLE XI**

| 2015 | 2016 | 2017 | 2018 | 2019 | 2020 |
|---|---|---|---|---|---|
| $ 43,654,262 | $ 49,315,310 | $ 54,402,996 | $ 50,848,283 | $ 54,237,296 | $ 58,359,200 |
| 10,913,566 | 12,328,828 | 13,600,749 | 12,712,071 | 13,559,324 | 14,589,800 |
| 463,080 | 487,680 | 443,870 | 508,054 | 708,230 | 689,947 [(4)] |
| (32,453) | (48,577) | (28,250) | (15,757) | (12,708) | (14,717) |
| 430,627 | 439,103 | 415,620 | 492,297 | 695,522 | 675,230 |
| $ 10,482,939 | $ 11,889,725 | $ 13,185,129 | $ 12,219,774 | $ 12,863,802 | $ 13,914,570 |
| 3.95% | 3.56% | 3.06% | 3.87% | 5.13% | 4.63% |

**MONTGOMERY COUNTY, TEXAS**
**Direct and Overlapping Debt**
**September 30, 2020**

**TABLE XII**

| | Debt Outstanding | Percentage Applicable to Montgomery County [1] | Amount Applicable to Montgomery County |
|---|---|---|---|
| Montgomery County, Texas | $ 648,488,779 | 100.00 | $ 648,488,779 |
| TOTAL DIRECT DEBT | 648,488,779 | | 648,488,779 |
| OVERLAPPING GOVERNMENTS: | | | |
| Special Districts: | | | |
| Blaketree M.U.D. | 11,270,000 | 100.00 | 11,270,000 |
| Clovercreek M.U.D. | 340,000 | 100.00 | 340,000 |
| Corinthian Point M.U.D. #2 | 1,160,000 | 100.00 | 1,160,000 |
| East Montgomery Co M.U.D #3 | 11,125,000 | 100.00 | 11,125,000 |
| East Montgomery Co M.U.D #4 | 10,275,000 | 100.00 | 10,275,000 |
| East Montgomery Co M.U.D #6 | 32,446,246 | 100.00 | 32,446,246 |
| East Plantation U.D. | 1,390,000 | 100.00 | 1,390,000 |
| Far Hills U.D. | 9,855,000 | 100.00 | 9,855,000 |
| Grand Oaks M.U.D. | 2,680,000 | 100.00 | 2,680,000 |
| Kings Manor M.U.D. | 12,080,000 | 70.30 | 8,492,240 |
| Lazy River I.D. | 215,000 | 100.00 | 215,000 |
| Lone Star College System | 544,355,000 | 27.26 | 148,391,173 |
| Conroe M.U.D. #1 | 7,785,000 | 100.00 | 7,785,000 |
| Conroe Municipal Mgt District #1 | 22,410,000 | 100.00 | 22,410,000 |
| Montgomery Co. D.D. #10 | 13,775,000 | 100.00 | 13,775,000 |
| Montgomery Co. M.U.D. #8 | 23,000,000 | 100.00 | 23,000,000 |
| Montgomery Co. M.U.D. #9 | 26,560,000 | 100.00 | 26,560,000 |
| Montgomery Co. M.U.D. #15 | 29,890,000 | 100.00 | 29,890,000 |
| Montgomery Co. M.U.D. #16 | 2,230,000 | 100.00 | 2,230,000 |
| Montgomery Co. M.U.D. #18 | 10,715,000 | 100.00 | 10,715,000 |
| Montgomery Co. M.U.D. #24 | 5,025,000 | 100.00 | 5,025,000 |
| Montgomery Co. M.U.D. #39 | 12,745,000 | 100.00 | 12,745,000 |
| Montgomery Co. M.U.D. #42 | 6,340,000 | 100.00 | 6,340,000 |
| Montgomery Co. M.U.D. #46 | 68,400,000 | 100.00 | 68,400,000 |
| Montgomery Co. M.U.D. #47 | 18,960,000 | 100.00 | 18,960,000 |
| Montgomery Co. M.U.D. #56 | 2,415,000 | 100.00 | 2,415,000 |
| Montgomery Co. M.U.D. #60 | 11,705,000 | 100.00 | 11,705,000 |
| Montgomery Co. M.U.D. #67 | 15,340,000 | 100.00 | 15,340,000 |
| Montgomery Co. M.U.D. #83 | 13,800,000 | 100.00 | 13,800,000 |
| Montgomery Co. M.U.D. #84 | 29,075,000 | 100.00 | 29,075,000 |
| Montgomery Co. M.U.D. #88 | 19,485,000 | 100.00 | 19,485,000 |
| Montgomery Co. M.U.D. #89 | 22,415,000 | 100.00 | 22,415,000 |
| Montgomery Co. M.U.D. #90 | 6,965,000 | 100.00 | 6,965,000 |
| Montgomery Co. M.U.D. #92 | 4,435,000 | 100.00 | 4,435,000 |

**MONTGOMERY COUNTY, TEXAS**
**Direct and Overlapping Debt**
**September 30, 2020**

**TABLE XII**

| | Debt Outstanding | Percentage Applicable to Montgomery County (1) | Amount Applicable to Montgomery County |
|---|---|---|---|
| Special Districts:(Continued) | | | |
| Montgomery Co. M.U.D. #94 | 27,810,000 | 100.00 | 27,810,000 |
| Montgomery Co. M.U.D. #95 | 32,225,000 | 100.00 | 32,225,000 |
| Montgomery Co. M.U.D. #96 | 5,230,000 | 100.00 | 5,230,000 |
| Montgomery Co. M.U.D. #98 | 15,645,000 | 100.00 | 15,645,000 |
| Montgomery Co. M.U.D. #99 | 19,035,000 | 100.00 | 19,035,000 |
| Montgomery Co. M.U.D. #105 | 29,990,000 | 100.00 | 29,990,000 |
| Montgomery Co. M.U.D. #107 | 21,785,000 | 100.00 | 21,785,000 |
| Montgomery Co. M.U.D. #112 | 44,180,000 | 100.00 | 44,180,000 |
| Montgomery Co. M.U.D. #113 | 123,385,000 | 100.00 | 123,385,000 |
| Montgomery Co. M.U.D. #115 | 45,925,000 | 100.00 | 45,925,000 |
| Montgomery Co. M.U.D. #119 | 81,285,000 | 100.00 | 81,285,000 |
| Montgomery Co. M.U.D. #126 | 13,690,000 | 100.00 | 13,690,000 |
| Montgomery Co. M.U.D. #127 | 15,810,000 | 100.00 | 15,810,000 |
| Montgomery Co. M.U.D. #132 | 5,990,000 | 100.00 | 5,990,000 |
| Montgomery Co. M.U.D. #137 | 10,335,000 | 100.00 | 10,335,000 |
| Montgomery Co. M.U.D. #138 | 12,895,000 | 100.00 | 12,895,000 |
| Montgomery Co. M.U.D. #139 | 27,235,000 | 100.00 | 27,235,000 |
| Montgomery Co. M.U.D. #141 | 4,565,000 | 100.00 | 4,565,000 |
| Montgomery Co. M.U.D. #142 | 4,075,000 | 100.00 | 4,075,000 |
| Montgomery Co. M.U.D. #148 | 4,500,000 | 100.00 | 4,500,000 |
| Montgomery Co. U.D. #2 | 5,955,000 | 100.00 | 5,955,000 |
| Montgomery Co. U.D. #3 | 3,690,000 | 100.00 | 3,690,000 |
| Montgomery Co. U.D. #4 | 10,435,000 | 100.00 | 10,435,000 |
| Montgomery Co. W.C.I.D. #1 | 16,695,000 | 100.00 | 16,695,000 |
| New Caney M.U.D. | 34,433,524 | 100.00 | 34,433,524 |
| Point Aquarius M.U.D. | 10,010,000 | 100.00 | 10,010,000 |
| Porter M.U.D. | 24,035,000 | 100.00 | 24,035,000 |
| Porter M.U.D. Auburn Trails Def #1 | 5,315,000 | 100.00 | 5,315,000 |
| Porter M.U.D. Auburn Trails Def #2 | 3,895,000 | 100.00 | 3,895,000 |
| Porter M.U.D Hendricks Def | 4,775,000 | 100.00 | 4,775,000 |
| Rayford Road M.U.D. | 13,875,000 | 100.00 | 13,875,000 |
| River Plantation M.U.D. | - | 100.00 | - |
| Roman Forest Cons. M.U.D. | 5,655,000 | 100.00 | 5,655,000 |
| Roman Forest P.U.D. #4 | - | 100.00 | - |
| Harris-Montgomery Co MUD | 5,940,000 | 66.57 | 3,954,258 |
| Harris-Montgomery Co MUD #386 | 151,845,000 | 8.27 | 12,557,582 |
| Spring Creek U.D. | 56,170,000 | 100.00 | 56,170,000 |
| Stanley Lake M.U.D. | 22,620,000 | 100.00 | 22,620,000 |
| Southern Montgomery County MUD | 9,265,000 | 100.00 | 9,265,000 |

MONTGOMERY COUNTY
Birthplace
of the
Lone Star Flag

**MONTGOMERY COUNTY, TEXAS**
**Direct and Overlapping Debt**
**September 30, 2020**

**TABLE XII**

| | Debt Outstanding | Percentage Applicable to Montgomery County [1] | Amount Applicable to Montgomery County |
|---|---|---|---|
| Special Districts:(Continued) | | | |
| Texas National M.U.D. | 4,525,000 | 100.00 | 4,525,000 |
| Valley Ranch M.U.D. #1 | 23,060,000 | 100.00 | 23,060,000 |
| Woodlands Metro-Center I.D. | 11,315,000 | 100.00 | 11,315,000 |
| Roman Forest P.U.D. #4 | 765,000 | 100.00 | 765,000 |
| Wood Trace M.U.D. #1 | 21,490,000 | 100.00 | 21,490,000 |
| Woodlands R.U.D. #1 | 41,905,000 | 98.91 | 41,448,236 |
| The Woodlands Township | 28,220,000 | 87.09 | 24,576,798 |
| Valley Ranch Town Center | 14,925,000 | 100.00 | 14,925,000 |
| Woodridge M.U.D. | 16,410,000 | 100.00 | 16,410,000 |
| Total Special Districts | 2,022,564,770 | | 1,558,550,056 |
| Cities: | | | |
| Cleveland | 11,675,000 | 1.15 | 134,263 |
| Conroe | 327,340,000 | 100.00 | 327,340,000 |
| Magnolia | 20,679,333 | 100.00 | 20,679,333 |
| Montgomery | 7,960,000 | 100.00 | 7,960,000 |
| Oak Ridge North | 5,455,000 | 100.00 | 5,455,000 |
| Panorama Village | 2,950,000 | 100.00 | 2,950,000 |
| Patton Village | 3,591,000 | 100.00 | 3,591,000 |
| Shenandoah | 15,505,000 | 100.00 | 15,505,000 |
| Roman Forest | 3,260,000 | 100.00 | 3,260,000 |
| Splendora | 5,860,000 | 100.00 | 5,860,000 |
| Willis | 21,440,000 | 100.00 | 21,440,000 |
| Woodbranch Village | | 100.00 | - |
| Houston | 3,423,995,000 | 0.35 | 11,983,983 |
| Total Cities | 3,849,710,333 | | 426,158,578 |
| School Districts | | | |
| Cleveland I.S.D. | 243,104,989 | 1.48 | 3,597,954 |
| Conroe I.S.D. | 1,269,275,000 | 100.00 | 1,269,275,000 |
| Magnolia I.S.D. | 150,165,000 | 100.00 | 150,165,000 |
| Montgomery I.S.D. | 328,960,000 | 100.00 | 328,960,000 |
| New Caney I.S.D. | 504,345,000 | 98.38 | 496,174,611 |
| Splendora I.S.D. | 58,130,000 | 100.00 | 58,130,000 |
| Tomball I.S.D. | 587,705,000 | 6.96 | 40,904,268 |
| Willis I.S.D. | 141,038,989 | 98.59 | 139,050,339 |
| Total School Districts | 3,282,723,978 | | 2,486,257,172 |
| TOTAL OVERLAPPING DEBT | 9,154,999,081 | | 4,470,965,806 |
| TOTAL DIRECT AND OVERLAPPING DEBT | $ 9,803,487,860 | | $ 5,119,454,585 |

[1] The percentage of overlapping debt applicable is computed by dividing the other entity's net taxable assessed property value by the net taxable assessed property value in all of Montgomery County

**MONTGOMERY COUNTY, TEXAS**
**Pledged-Revenue Coverage**
**Last Ten Fiscal Years**

| | Lease Revenue Bonds [1] | | | | | |
|---|---|---|---|---|---|---|
| | | Less: | Net: | Debt Service | | |
| Year | Lease Payments | Operating Expenses | Available Revenue | Principal | Interest | Coverage |
| 2011 | 18,334,041 | 15,808,119 | 2,525,922 | 1,569,861 | 1,873,619 | 0.73 |
| 2012 | 20,997,947 | 18,372,582 | 2,625,365 | 1,640,899 | 1,802,582 | 0.76 |
| 2013 | 19,053,761 | 17,818,794 | 1,234,967 | 1,715,150 | 1,728,330 | 0.36 |
| 2014 | - | - | - | - | - | - |
| 2015 | - | - | - | - | - | - |
| 2016 | - | - | - | - | - | - |
| 2017 | - | - | - | - | - | - |
| 2018 | - | - | - | - | - | - |
| 2019 | - | - | - | - | - | - |
| 2020 | - | - | - | - | - | - |

**NOTE:** Details regarding the County's outstanding debt can be found in the notes to the financial statements.
Operating expenses do not include interest, depreciation or amortization expenses.

(1) The revenue bonds were issued in 2007 to finance the construction of an 1,100 bed facility. The County began lease purchasing the facility from the Jail Financing Corporation in fiscal year 2010. The bonds were backed from the lease payments that the County will make to the Jail Financing Corporation. During fiscal year 2013, the detention facility was sold to the operator, GEO Corrections, and utilized the proceeds of the sale to defease the debt.

(2) The County has pledged pass-through tolling revenue to repay the debt service on selected bond issues.

**TABLE XIII**

Pass-Through Toll Revenue Bonds [2]

| TXDOT Revenue | Debt Service | | Coverage |
|---|---|---|---|
| | Principal | Interest | |
| 7,883,095 | - | 1,077,755 | 7.31 |
| 19,235,365 | 4,485,000 | 2,733,321 | 2.66 |
| 25,969,528 | 6,785,000 | 3,589,583 | 2.55 |
| 29,275,155 | 7,080,000 | 3,356,300 | 2.81 |
| 35,248,559 | 7,410,000 | 3,025,850 | 3.38 |
| 42,260,009 | 7,760,000 | 2,678,400 | 4.05 |
| 49,268,909 | 36,405,000 | 10,696,550 | 1.05 |
| 18,285,240 | 16,420,000 | 873,900 | 1.06 |
| - | - | - | - |
| - | - | - | - |

**MONTGOMERY COUNTY, TEXAS**
**Demographic and Economic Statistics**
**Last Ten Fiscal Years**

**TABLE XIV**

| Year | Population [1] | Personal Income [2][3] | Per Capita Personal Income [3] | School Enrollment [4] | School Average Daily Attendance [4] | Unemployment Rate [5] |
|---|---|---|---|---|---|---|
| 2011 | 462,144 | 22,882,899 | 49,514 | 95,250 | 90,554 | 7.9 % |
| 2012 | 481,298 | 24,638,680 | 51,192 | 96,912 | 91,276 | 5.7 % |
| 2013 | 491,636 | 26,549,916 | 53,192 | 95,815 | 91,235 | 5.3 % |
| 2014 | 502,920 | 32,773,154 | 65,166 | 98,887 | 92,983 | 4.7 % |
| 2015 | 518,947 | 32,310,508 | 62,262 | 101,598 | 96,755 | 4.3 % |
| 2016 | 537,559 | 31,553,145 | 58,697 | 120,488 | 114,955 | 4.3 % |
| 2017 | 563,209 | N/A | N/A | 126,748 | 121,309 | 4.1 % |
| 2018 | 570,934 | N/A | N/A | 132,903 | 125,757 | 3.8 % |
| 2019 | 590,925 | N/A | N/A | 137,294 | 130,003 | 3.3 % |
| 2020 | 607,391 | N/A | N/A | 142,313 | 134,755 | 8.2 % |

(1) Source: U.S. Census Bureau

(2) Amounts expressed in thousands.

(3) Source: Texas Workforce Commission website
Information for fiscal years 2011 through 2016 from The Bureau of Economic Analysis website
Personal income information for 2017, 2018, 2019, and 2020 is not available.

(4) Source: Superintendent's Annual Report: Includes the nine independent school districts located in the County.

(5) Source: The Work Source website
http://www.wrksolutions.com/Documents/Employer/LMI/unemploymentrates/LAUSHISTORY.pdf

**MONTGOMERY COUNTY, TEXAS**
**Principal Employers**
**Current Year and Nine Years Ago**

**TABLE XV**

| 2020 Employer [1] | Employees | Percentage of Total County Employment [2] |
|---|---|---|
| Conroe Independent School District | 7,951 | 3.04 % |
| Memorial Hermann - The Woodlands | 2,650 | 1.01 |
| Montgomery County, Texas | 2,505 | 0.96 |
| ExxonMobil | 2,317 | 0.89 |
| New Caney Independent School District | 2,162 | 0.83 |
| Occidental | 2,020 | 0.77 |
| Magnolia Independent School District | 1,693 | 0.65 |
| CHI St. Luke's The Woodlands Hospital | 1,650 | 0.63 |
| Houston Methodist The Woodlands Hospital | 1,445 | 0.55 |
| Alight Solutions | 1,300 | 0.50 |
| | 25,693 | 9.82 % |

| 2011 Employer [3] | Employees | Percentage of Total County Employment [2] |
|---|---|---|
| Conroe Independent School District | 5,797 | 2.70 % |
| Anadarko Petroleum | 2,566 | 1.20 |
| Montomgery County, Texas | 2,019 | 0.94 |
| Magnolia Independent School District | 1,616 | 0.75 |
| Aon Hewitt | 1,500 | 0.70 |
| New Caney Independent School District | 1,404 | 0.65 |
| Memorial Hermann - The Woodlands | 1,400 | 0.65 |
| Lone Star Community College | 1,000 | 0.47 |
| Willis Independent School District | 857 | 0.40 |
| Huntsman Company LLC | 775 | 0.36 |
| | 18,934 | 8.82 % |

[1] Source: http://socrates.cdr.state.tx.us/iSocrates/Employers/EmployerContacts2.asp
Information has been derived form the South Montgomery County Economic Development Partnership and the SOCRATES database listed above.

[2] Total County Employment for 2011 and 2020:
214,540 and 261,509 respectively
Source: http://www.wrksolutions.com

[3] http://ritter.tea.state.tx.us
http://www.edpartnership.net

MONTGOMERY COUNTY
Birthplace
of the
Lone Star Flag

**MONTGOMERY COUNTY, TEXAS**

**County Employees by Function** [1]

**Last Ten Fiscal Years**

**TABLE XVI**

| Function | 2011 | 2012 | 2013 | 2014 | 2015 | 2016 | 2017 | 2018 | 2019 | 2020 |
|---|---|---|---|---|---|---|---|---|---|---|
| General Administration | 135 | 127 | 132 | 130 | 132 | 125 | 125 | 123 | 119 | - |
| Judicial | 269 | 278 | 289 | 291 | 297 | 296 | 304 | 301 | 284 | - |
| Legal Services | 30 | 32 | 32 | 33 | 32 | 33 | 34 | 34 | 34 | - |
| Elections | 11 | 11 | 11 | 11 | 12 | 15 | 15 | 13 | 15 | - |
| Financial Administration | 95 | 101 | 103 | 99 | 93 | 98 | 102 | 99 | 98 | - |
| Public Facilities | 388 | 405 | 404 | 398 | 415 | 416 | 420 | 433 | 371 | - |
| Public Safety | 628 | 655 | 662 | 679 | 714 | 742 | 762 | 777 | 1011 | - |
| Health and Welfare | 77 | 77 | 48 | 46 | 47 | 48 | 89 | 91 | 90 | - |
| Culture and Recreation | 161 | 161 | 161 | 162 | 163 | 140 | 141 | 140 | 120 | - |
| Conservation | 20 | 21 | 21 | 10 | 19 | 10 | 20 | 23 | 23 | - |
| Public Transportation | 205 | 213 | 226 | 230 | 232 | 249 | 259 | 258 | 213 | - |
| General Government | - | - | - | - | - | - | - | - | - | 233 |
| Financial Administration | - | - | - | - | - | - | - | - | - | 115 |
| Health & Human Service: | - | - | - | - | - | - | - | - | - | 117 |
| Culture & Recreation | - | - | - | - | - | - | - | - | - | 174 |
| Law Enforcement & Corr | - | - | - | - | - | - | - | - | - | 1,297 |
| Legal & Judicial | - | - | - | - | - | - | - | - | - | 342 |
| Transportation | - | - | - | - | - | - | - | - | - | 227 |
| | 2,019 | 2,081 | 2,089 | 2,089 | 2,156 | 2,172 | 2,271 | 2,292 | 2,378 | 2,505 |

[1] Information derived from the annual salary schedules adopted by Montgomery County Commissioners' Court.

**MONTGOMERY COUNTY, TEXAS**
**Operating Indicators by Function**
**Last Ten Fiscal Years**

| Function | 2011 | 2012 | 2013 | 2014 |
|---|---|---|---|---|
| General Government | | | | |
| Construction permits issued [1] | 2,440 | 2,905 | 4,336 | 4,947 |
| Estimated value of construction [1] [2] | 575,758 | 1,054,912 | 1,344,371 | 2,019,423 |
| Health inspections performed [3] | 11,638 | 14,214 | 14,968 | 15,623 |
| Birth certificates filed [4] | 5,283 | 5,213 | 5,325 | 5,392 |
| Death certificates filed [4] | 2,214 | 2,235 | 2,384 | 2,638 |
| Marriage license applications [4] | 2,351 | 2,399 | 2,630 | 2,795 |
| Registered voters [5] | 244,080 | 260,253 | 265,424 | 274,536 |
| Number of voting precincts [5] | 85 | 86 | 86 | 89 |
| Public Safety - Sheriff | | | | |
| Total arrests [6] | 20,802 | 22,057 | 22,758 | 24,679 |
| Average number of inmates [6] | 1,026 | 965 | 1,033 | 1,152 |
| Calls for service [6] | 286,719 | 312,405 | 333,548 | 346,749 |
| Number of accidents investigated [6] | 1,122 | 951 | 1,356 | 2,385 |
| Miles patrolled [6] | 2,717,733 | 3,867,763 | 5,906,651 | 5,747,155 |
| Gallons of gas used [6] | 409,337 | 444,854 | 465,391 | 468,806 |
| Culture and Recreation - Libraries (tentative) | | | | |
| Number of items checked out [7] | 2,008,110 | 1,963,074 | 1,996,503 | 2,018,491 |
| Number of libraries [7] | 7 | 7 | 7 | 7 |
| Volumes in collection [7] | 670,068 | 683,803 | 691,892 | 686,870 |
| Number of library visits [7] | 1,296,899 | 1,286,333 | 1,184,833 | 1,108,782 |
| Library programs attendance [7] | 127,694 | 101,789 | 118,959 | 124,738 |

(1) Source: Montgomery County Engineer.
(2) Dollar values are in thousands.
(3) Source: Montgomery County Health Department.
(4) Source: Montgomery County Clerk.
(5) Source: Montgomery County Elections Administrator.
(6) Source: Montgomery County Sheriff's Department.
(7) Source: Montgomery County Memorial Library System Annual Report.

**TABLE XVII**

| Fiscal Year | | | | | |
|---|---|---|---|---|---|
| 2015 | 2016 | 2017 | 2018 | 2019 | 2020 |
| 4,754 | 4,052 | 4,381 | 5,549 | 5,057 | 6,857 |
| 1,381,849 | 1,414,524 | 1,386,391 | 1,514,299 | 1,582,931 | 1,742,289 |
| 17,274 | 16,552 | 16,197 | 16,719 | 15,406 | 13,599 |
| 6,602 | 5,766 | 6,996 | 8,144 | 6,436 | 6,450 |
| 2,820 | 2,874 | 3,643 | 4,437 | 3,167 | 3,716 |
| 4,505 | 2,927 | 2,869 | 4,420 | 2,871 | 2,824 |
| 289,000 | 308,597 | 315,946 | 330,768 | 339,779 | 364,581 |
| 89 | 90 | 90 | 96 | 96 | 100 |
| 22,523 | 21,483 | 22,473 | 18,855 | 22,402 | 18,481 |
| 1,058 | 999 | 933 | 944 | 937 | 859 |
| 317,501 | 411,796 | 355,936 | 610,315 | 672,825 | 411,121 |
| 4,184 | 4,937 | 5,931 | 6,063 | 6,125 | 7,638 |
| 5,876,771 | 4,063,212 | 4,232,396 | 3,952,673 | 4,279,456 | 4,732,334 |
| 490,073 | 368,033 | 368,412 | 343,644 | 388,891 | 407,036 |
| 2,055,189 | 2,066,886 | 2,192,792 | 2,547,829 | 2,820,839 | 1,973,871 |
| 7 | 7 | 7 | 7 | 7 | 7 |
| 665,009 | 694,536 | 711,777 | 717,314 | 703,658 | 677,853 |
| 1,107,085 | 1,105,760 | 1,075,000 | 923,129 | 901,935 | 498,055 |
| 130,780 | 134,163 | 169,467 | 150,020 | 169,079 | 102,934 |

**MONTGOMERY COUNTY, TEXAS**
**Capital Asset and Infrastructure Statistics by Function**
**Last Ten Fiscal Years**

| Function | 2011 | 2012 | 2013 | 2014 |
|---|---|---|---|---|
| General Government | | | | |
| Office Buildings/Courthouses [1] | 42 | 43 | 43 | 38 |
| Public Safety - Sheriff | | | | |
| Sheriff's Vehicles [2] | 427 | 460 | 463 | 467 |
| Academy Square Footage [1] | 13,800 | 13,800 | 13,800 | 13,800 |
| Public Transportation | | | | |
| County Roads (miles) [3] | 2,640 | 2,656 | 2,685 | 2,703 |
| Bridges [3] | 158 | 158 | 159 | 159 |
| Public Facilities | | | | |
| Park Acreage [4] | 2,072 | 2,956 | 2,061 | 2,061 |
| Convention Center Square Footage [5] | 56,000 | 56,000 | 56,000 | 56,000 |
| Community Centers [2] | 18 | 17 | 17 | 17 |
| Culture and Recreation | | | | |
| Total Library Square Footage [6] | 171,400 | 171,400 | 171,400 | 171,400 |

1) Montgomery County Risk Management Department. Includes the offices of the four County Commissioners.
2) Montgomery County Auditor's Office Capital Assets Listing.
3) Montgomery County Engineer.
4) Montgomery County Parks Divisions in the Commissioners' offices.
5) Montgomery County Civic Center Complex;
6) Montgomery County Memorial Library System Annual Report.

**TABLE XVIII**

| 2015 | 2016 | 2017 | 2018 | 2019 | 2020 |
|---|---|---|---|---|---|
| 44 | 49 | 49 | 49 | 49 | 49 |
| 505 | 512 | 555 | 648 | 650 | 627 |
| 13,800 | 13,800 | 13,800 | 13,800 | 13,800 | 13,800 |
| 2,704 | 2,751 | 2,771 | 2,811 | 2,843 | 2,878 |
| 160 | 160 | 160 | 160 | 160 | 160 |
| 2,089 | 2,089 | 2,089 | 2,289 | 2,289 | 2,289 |
| 56,000 | 56,000 | 56,000 | 56,000 | 56,000 | 56,000 |
| 17 | 17 | 17 | 17 | 17 | 17 |
| 171,400 | 173,800 | 173,800 | 173,800 | 173,800 | 173,800 |

MONTGOMERY COUNTY
Birthplace
of the
Lone Star Flag

# Montgomery County Toll Road Authority

## An Enterprise Fund of Montgomery County, Texas

Financial Statements

For the Fiscal Year Ended September 30, 2020

# Montgomery County Toll Road Authority

Financial Statements
For the Fiscal Year Ended September 30, 2020
Table of Contents


| | Page | Exhibit |
|---|---|---|
| **Financial Section** | | |
| Independent Auditor's Report | 3 | |
| Management's Discussion and Analysis (Unaudited) | 6 | |
| **Basic Financial Statements** | | |
| Statement of Net Position | 12 | A |
| Statement of Revenues, Expenses, and Changes in Net Position | 13 | B |
| Statement of Cash Flows | 14 | C |
| Notes to the Financial Statements | 15 | |
| **Other Information (Unaudited)** | | |
| Statement of Net Position – State Highway 249 Operations | 24 | |
| Statement of Revenues, Expenses, and Changes in Net Position State Highway 249 Operations | 25 | |
| **Overall Compliance and Internal Control Section** | | |
| Independent Auditor's Report on Internal Control over Financial Reporting and on Compliance and Other Matters Based on an Audit of Financial Statements Performed in Accordance with *Government Auditing Standards* | 29 | |
| Schedule of Findings and Responses | 31 | |
| Corrective Action Plan | 32 | |

**This Page Intentionally Left Blank**

# Financial Section

**This Page Intentionally Left Blank**

**Independent Auditor's Report**

To the Board of Directors
Montgomery County Toll Road Authority
P.O. Box 539
Conroe, Texas 77305-0539

**Report on the Financial Statements**

We have audited the accompanying financial statement of net position of the Montgomery County Toll Road Authority (the Authority), as of September 30, 2020, and the related statement of revenues, expenses, and change in net position and cash flows for the fiscal year then ended, and the related notes to the financial statements, which collectively comprise the Authority's basic financial statements as listed in the table of contents.

***Management's Responsibility for the Financial Statements***

Management is responsible for the preparation and fair presentation of these financial statements in accordance with accounting principles generally accepted in the United States of America; this includes the design, implementation, and maintenance of internal control relevant to the preparation and fair presentation of financial statements that are free from material misstatement, whether due to fraud or error.

***Auditor's Responsibility***

Our responsibility is to express an opinion on these financial statements based on our audit. We conducted our audit in accordance with auditing standards generally accepted in the United States of America and the standards applicable to financial audits contained in *Government Auditing Standards*, issued by the Comptroller General of the United States. Those standards require that we plan and perform the audit to obtain reasonable assurance about whether the financial statements are free from material misstatement.

An audit involves performing procedures to obtain audit evidence about the amounts and disclosures in the financial statements. The procedures selected depend on the auditor's judgment, including the assessment of the risks of material misstatement of the financial statements, whether due to fraud or error. In making those risk assessments, the auditor considers internal control relevant to the entity's preparation and fair presentation of the financial statements in order to design audit procedures that are appropriate in the circumstances, but not for the purpose of expressing an opinion on the effectiveness of the entity's internal control. Accordingly, we express no such opinion. An audit also includes evaluating the appropriateness of accounting policies used and the reasonableness of significant accounting estimates made by management, as well as evaluating the overall presentation of the financial statements.

We believe that the audit evidence we have obtained is sufficient and appropriate to provide a basis for our audit opinion.

***Opinion***

In our opinion, the financial statements referred to above present fairly, in all material respects, the respective financial position of the Authority, as of September 30, 2020, and the changes in financial position and its cash flows for the fiscal year then ended in accordance with accounting principles generally accepted in the United States of America.

***Emphasis of Matter***

As discussed in Note 8 to the financial statements, the Authority restated beginning net position to correct a misstatement in its fiscal year 2019 financial statements. Our opinion is not modified with respect to this matter.

***Other Matters***

*Required Supplementary Information*

Accounting principles generally accepted in the United States of America require that the Management's Discussion and Analysis, as listed in the table of contents, be presented to supplement the basic financial statements. Such information, although not a part of the basic financial statements, is required by the Governmental Accounting Standards Board who considers it to be an essential part of financial reporting for placing the basic financial statements in an appropriate operational, economic, or historical context. We have applied certain limited procedures to the required supplementary information in accordance with auditing standards generally accepted in the United States of America, which consisted of inquiries of management about the methods of preparing the information and comparing the information for consistency with management's responses to our inquiries, the basic financial statements, and other knowledge we obtained during our audit of the basic financial statements. We do not express an opinion or provide any assurance on the information because the limited procedures do not provide us with sufficient evidence to express an opinion or provide any assurance.

*Other Information*

Our audit was conducted for the purpose of forming an opinion on the financial statements that collectively comprise the Authority's basic financial statements. The Other Information, as listed in the table of contents, is presented for purposes of additional analysis and are not a required part of the basic financial statements.

The Other Information, as listed in the table of contents, has not been subjected to the auditing procedures applied in the audit of the basic financial statements, and accordingly, we do not express an opinion or provide any assurance on it.

The Board of Directors
Montgomery County Toll Road Authority

**Other Reporting Required by *Government Auditing Standards***

In accordance with *Government Auditing Standards*, we have also issued our report dated March 26, 2021 on our consideration of the Authority's internal control over financial reporting and on our tests of its compliance with certain provisions of laws, regulations, contracts, and grant agreements and other matters. The purpose of that report is to describe the scope of our testing of internal control over financial reporting and compliance and the results of that testing, and not to provide an opinion on internal control over financial reporting or on compliance. That report is an integral part of an audit performed in accordance with *Government Auditing Standards* in considering the Authority's internal control over financial reporting and compliance.

Weaver and Tidwell, L.L.P.

WEAVER AND TIDWELL, L.L.P.

Conroe, Texas
March 26, 2021

## Management's Discussion and Analysis

This section of Montgomery County Toll Road Authority's (the Authority) financial statements presents our discussion and analysis of the Authority's financial performance during the fiscal year ended September 30, 2020. It is intended to serve as an introduction to the basic financial statements which follow this section. Please read it in conjunction with those statements.

### Financial Highlights

- The total assets of the Authority exceeded its total liabilities at the close of the most recent fiscal year by $3,021,847 (net position). See Note 8 for information regarding the prior period restatement.
- Operating revenues exceeded expense by $261,503, and the Authority realized net nonoperating revenues and (expenses) of ($46,840,068), this amount includes a loss on the disposal of infrastructure assets due to transferring State Highway 242 direct connector ramps to the Texas Department of Transportation.
- The Authority's capital assets (net) decreased to $75,397,870 during the fiscal year due to the transfer of the State Highway 242 direct connector ramps.
- The Authority's noncurrent liabilities decreased to $94,921,886 during the fiscal year due to amortization of bond premium.

### Required Basic Financial Statements

This discussion and analysis is intended to serve as an introduction to the Authority's basic financial statements. The Authority's basic financial statements are comprised of three components: 1) The Statement of Net Position which includes all of the Authority's assets and liabilities and provides information about the nature and amounts of investments in resources (assets) and obligations to creditors (liabilities); 2) The Statement of Revenues, Expenses and Changes in Net Position shows the enterprise fund activities of the Authority and provides information regarding income and expenses, both operating and nonoperating, that affect the net position; and 3) The Statement of Cash Flows. The primary purpose of this statement is to provide information about the Authority's cash receipts and cash payments during the period using the direct method of reporting cash flows from operating, investing, and capital and noncapital financing activities.

### Notes to the Financial Statements

Integral to the financial statements are the notes to the basic statements. These notes provide additional information that is essential to a full understanding of the financial data provided in the basic financial statements. The Authority has prepared notes sufficient to provide the readers of these financial statements a clear picture of the Authority's financial position and insight into the results of its operations. These notes are in conformity with generally accepted accounting principles (GAAP).

## Financial Analysis of the Authority

As noted earlier, net position may serve over time as a useful indicator of a government's financial position. In the case of the Authority, assets exceeded liabilities by $3,021,847 at the close of the most recent fiscal year.

**Table A-1**
**Montgomery County Toll Road Authority's Net Position**

| | Enterprise Fund | | | | | |
|---|---|---|---|---|---|---|
| | 2020 | | 2019 | | Increase (Decrease) | |
| | Amount | % | Amount | % | Amount | % |
| Current assets | $ 58,121,895 | 44 | $ 82,663,090 | 47 | $ (24,541,195) | (30) |
| Noncurrent assets: | | | | | | |
| Capital assets | 75,397,870 | 56 | 93,323,207 | 53 | (17,925,337) | (19) |
| Total assets | 133,519,765 | 100 | 175,986,297 | 100 | (42,466,532) | |
| Current liabilities | 35,576,032 | 27 | 42,192,162 | 31 | (6,616,130) | (16) |
| Noncurrent liabilities | 94,921,886 | 73 | 95,190,104 | 69 | (268,218) | - |
| Total liabilities | 130,497,918 | 100 | 137,382,266 | 100 | (6,884,348) | |
| Net position: | | | | | | |
| Net investment in capital assets | 3,651,930 | 121 | 39,385,042 | 102 | (35,733,112) | (91) |
| Unrestricted | (630,083) | (21) | (781,011) | (2) | 150,928 | (19) |
| **Total net position** | $ 3,021,847 | 100 | $ 38,604,031 | 100 | $ (35,582,184) | |

The Authority's total assets of $133,519,765 are largely comprised of current assets of $58,121,895 or 44%, which are made up of mostly cash and investments of $57,318,008. These assets will be used to pay for infrastructure for the State Highway 249 Tollway. Capital assets net of accumulated depreciation of $75,397,870 or 56% make up the remaining amount of total assets. The Authority uses these capital assets to provide services to customers; consequently, these assets are not available for future spending.

Noncurrent liabilities of $94,921,886 comprise 73% of the Authority's total liabilities of $130,497,918. Noncurrent liabilities are comprised of bonds payable.

The largest portion of the Authority's net position is net investment in capital assets. Net investment in capital assets (e.g., infrastructure), less any related debt used to acquire those assets that are still outstanding is $3,651,930, or 121% of total net position. Although the Authority's net investment in its capital assets is reported net of related debt, it should be noted that the resources needed to repay this debt must be provided from other sources, since the capital assets themselves cannot be used to liquidate these liabilities.

The Authority's net position decreased $38,794,103 from current operations. The Authority's beginning net position was increased by $3,211,919 as a result of a prior period restatement, see Note 8 for more information.

**Table A-2**
**Montgomery County Toll Road Authority's Changes in Net Position**

| | Enterprise Fund | | | | | |
|---|---|---|---|---|---|---|
| | 2020 | | 2019 | | Increase (Decrease) | |
| | Amount | % | Amount | % | Amount | % |
| Operating revenues: | | | | | | |
| Toll revenue | $ 5,097,422 | 100 | $ 1,055,106 | 100 | $ 4,042,316 | 383 |
| Total operating revenues | 5,097,422 | 100 | 1,055,106 | 100 | 4,042,316 | |
| Operating expenses: | | | | | | |
| Services and fees | 808,473 | 17 | 2,898,954 | 78 | (2,090,481) | (72) |
| Depreciation and amortization | 4,027,446 | 83 | 830,235 | 22 | 3,197,211 | 385 |
| Total operating expenses | 4,835,919 | 100 | 3,729,189 | 100 | 1,106,730 | |
| Operating income (loss) | 261,503 | | (2,674,083) | | 2,935,586 | |
| Nonoperating revenues (expenses): | | | | | | |
| Investment earnings | 305,192 | - | 1,728,673 | (12) | (1,423,481) | (82) |
| Miscellaneous | 24,500 | - | - | - | 24,500 | 100 |
| Interest and fiscal charges | (4,115,781) | 9 | (4,383,999) | 30 | 268,218 | (6) |
| Loss of disposal of capital assets | (43,053,979) | 92 | (12,205,224) | 82 | (30,848,755) | 253 |
| Total nonoperating revenues (expenses) | (46,840,068) | 101 | (14,860,550) | 100 | (31,979,518) | |
| Income (loss) before contributions and transfers | (46,578,565) | 120 | (17,534,633) | 188 | (29,043,932) | 166 |
| Capital contributions | - | - | 8,200,000 | (88) | (8,200,000) | (100) |
| Transfer in | 7,784,462 | (20) | - | - | 7,784,462 | 100 |
| Change in net position | (38,794,103) | 100 | (9,334,633) | 100 | (29,459,470) | |
| Beginning net position | 38,604,031 | | 47,938,664 | | (9,334,633) | |
| Prior period adjustment | 3,211,919 | | - | | 3,211,919 | |
| Net position - beginning, as restated | 41,815,950 | | 47,938,664 | | (6,122,714) | |
| **Ending net position** | $ 3,021,847 | | $ 38,604,031 | | $ (35,582,184) | |

The Authority's total revenues and transfers in of $13,211,576 were comprised of operating revenues of $5,097,422, nonoperating revenues of $329,692, and transfers in of $7,784,462. Operating revenues flow from the Authority's primary business of toll revenues to the Authority's customers. Charges for toll revenue of $5,097,422 represents 39% of total revenues. The increase in toll revenue was due to the State Highway 249 toll project earning additional toll revenue in 2020. Nonoperating revenues flow from peripheral activities of the Authority and are dominated by investment earnings. Transfers in are from Montgomery County, Texas (the primary government), that are intended to assist with expansion and upgrade of the Authority's infrastructure. Transfers in represented 59% of total revenue in 2020.

Total operating expenses were $4,835,919. Services and fees accounted for $808,473, or 17% of that amount, and depreciation and amortization expense accounted for $4,027,446, or 83% of that amount. Major nonoperating expenses included interest and fiscal charges of $4,383,999 and a loss on the disposal of infrastructure assets. The Authority transferred the State Highway 242 connector ramps to the Texas Department of Transportation in 2020 due to the Authority no longer collecting tolls on the connector ramps. The total loss on the disposal was $43,053,979.

**Capital Assets and Debt Administration**

At the end of 2020, the Authority had invested $79,425,316 in capital assets. More detailed information about the Authority's capital assets is presented in the notes to the financial statements.

The Authority's major capital asset activity during the year included the following:

- Infrastructure for the State Highway 249 Tollway project which totaled $29,156,088.
- Disposal of State Highway 242 connector ramps to the Texas Department of Transportation.

**Table A-3**
**Montgomery County Toll Road Authority's Capital Assets**

| | Enterprise Fund | | | | | |
|---|---|---|---|---|---|---|
| | 2020 | | 2019 | | Increase (Decrease) | |
| | Amount | % | Amount | % | Amount | % |
| Equipment | $ 34,638 | - | $ - | - | $ 34,638 | - |
| Infrastructure | 79,390,678 | 105 | 98,742,576 | 106 | (19,351,898) | (20) |
| Total capital assets | 79,425,316 | | 98,742,576 | | (19,317,260) | |
| Accumulated depreciation | (4,027,446) | (5) | (5,419,369) | (6) | 1,391,923 | (26) |
| **Total capital assets, net** | $ 75,397,870 | 100 | $ 93,323,207 | 100 | $ (17,925,337) | |

At year-end, the Authority had $94,921,886 in bonds payable outstanding. More detailed information about the Authority's debt is presented in the notes to the financial statements.

**Table A-4**
**Montgomery County Toll Road Authority's Noncurrent Liabilities**

| | Enterprise Fund | | | | | |
|---|---|---|---|---|---|---|
| | 2020 | | 2019 | | Increase (Decrease) | |
| | Amount | % | Amount | % | Amount | % |
| Bonds payable | $ 94,921,886 | 100 | $ 95,190,104 | 100 | $ (268,218) | 100 |
| Total noncurrent liabilities | $ 94,921,886 | 100 | $ 95,190,104 | 100 | $ (268,218) | |

**Economic Factors and Next Year's Budgets and Rates**

The Authority continues to improve and expand the toll road system to meet growing demand. Since 2019, the State Highway 249 Tollway construction was underway and continued through fiscal year 2020.

**Contacting the Authority's Financial Management**

This financial report is designed to provide our citizens, customers, investors, and creditors with a general overview of the Authority's finances and to demonstrate the Authority's accountability for the money it receives. If you have questions about this report or need additional financial information, contact Montgomery County Auditor, P.O. Box 539, Conroe, Texas 77305-0539.

# Basic Financial Statements

**Montgomery County Toll Road Authority** **Exhibit A**

Statement of Net Position

September 30, 2020

| | | |
|---|---|---|
| **ASSETS** | | |
| Current assets: | | |
| Cash and cash equivalents | $ | 35,618,130 |
| Investments, at fair value | | 21,699,878 |
| Accounts receivable | | 803,887 |
| Total current assets | | 58,121,895 |
| Noncurrent assets: | | |
| Capital assets, net of accumulated depreciation: | | |
| Equipment | | 28,865 |
| Infrastructure | | 75,369,005 |
| Total noncurrent assets | | 75,397,870 |
| Total assets | | 133,519,765 |
| **LIABILITIES** | | |
| Current liabilities: | | |
| Accounts payable | | 213,622 |
| Interest Payable | | 182,667 |
| Due to primary government | | 35,179,743 |
| Total current liabilities | | 35,576,032 |
| Noncurrent liabilities: | | |
| Bonds payable | | 94,921,886 |
| Total noncurrent liabilities | | 94,921,886 |
| Total liabilities | | 130,497,918 |
| **NET POSITION** | | |
| Net investment in capital assets | | 3,651,930 |
| Unrestricted | | (630,083) |
| **TOTAL NET POSITION** | $ | 3,021,847 |

The accompanying Notes to the Financial Statements are an integral part of this statement.

**Montgomery County Toll Road Authority** **Exhibit B**

Statement of Revenues, Expenses, and Changes in Net Position
For the Fiscal Year Ended September 30, 2020

| | |
|---|---|
| **OPERATING REVENUES** | |
| Fees and charges for services | $ 5,097,422 |
| Total operating revenues | 5,097,422 |
| **OPERATING EXPENSES** | |
| Services | 808,473 |
| Depreciation and amortization | 4,027,446 |
| Total operating expenses | 4,835,919 |
| Operating income | 261,503 |
| **NONOPERATING REVENUES (EXPENSES)** | |
| Investment earnings | 305,192 |
| Miscellaneous | 24,500 |
| Interest and fiscal charges | (4,115,781) |
| Loss on disposal of infrastructure | (43,053,979) |
| Total nonoperating revenues (expenses) | (46,840,068) |
| Loss before contributions and transfers | (46,578,565) |
| Transfers in | 7,784,462 |
| Change in net position | (38,794,103) |
| Net position - beginning | 38,604,031 |
| Prior period adjustment | 3,211,919 |
| Net position - beginning, as restated | 41,815,950 |
| **TOTAL NET POSITION - ENDING** | $ 3,021,847 |

The accompanying Notes to the Financial Statements are an integral part of this statement.

**Montgomery County Toll Road Authority** **Exhibit C**

Statement of Cash Flows

For the Fiscal Year Ended September 30, 2020

| | | |
|---|---|---|
| **CASH FLOWS FROM OPERATING ACTIVITIES** | | |
| Receipts from tolls | $ | 4,302,957 |
| Payments to vendors | | (5,614,962) |
| Miscellaneous receipts | | 24,500 |
| Net cash used in operating activities | | (1,287,505) |
| **CASH FLOWS FROM NONCAPITAL FINANCING ACTIVITIES** | | |
| Receipts from primary government | | 1,410,508 |
| Net cash provided by noncapital financing activities | | 1,410,508 |
| **CASH FLOWS FROM CAPITAL AND RELATED FINANCING ACTIVITIES** | | |
| Purchase of capital assets | | (29,156,088) |
| Interest paid on capital debt | | (4,383,999) |
| Transfers from primary government | | 7,784,462 |
| Net cash used in capital and related financing activities | | (25,755,625) |
| **CASH FLOWS FROM INVESTING ACTIVITIES** | | |
| Purchase of investments | | 31,844,576 |
| Interest received | | 305,192 |
| Net cash provided by investing activities | | 32,149,768 |
| Net increase in cash and cash equivalents | | 6,517,146 |
| Cash and cash equivalents - beginning of period | | 29,100,984 |
| **CASH AND CASH EQUIVALENTS - END OF YEAR** | $ | 35,618,130 |
| **RECONCILIATION OF OPERATING INCOME TO NET CASH USED IN OPERATING ACTIVITIES:** | | |
| Operating income | $ | 261,503 |
| Adjustments to reconcile operating income to net cash provided by operating activities: | | |
| Depreciation and amortization | | 4,027,446 |
| (Increase) decrease in accounts receivable | | (794,465) |
| Increase (decrease) in accounts payable | | (4,806,489) |
| Miscellaneous receipts | | 24,500 |
| **NET CASH USED IN OPERATING ACTIVITIES** | $ | (1,287,505) |

The accompanying Notes to the Financial Statements are an integral part of this statement.

## Note 1. Summary of Significant Accounting Policies

The financial statements of the Montgomery County Toll Road Authority (the Authority) have been prepared in conformity with generally accepted accounting principles (GAAP) as applied to governmental units. The Governmental Accounting Standards Board (GASB) is the accepted standard-setting body for establishing governmental accounting and financial reporting principles. The most significant of the Authority's accounting policies are described below.

### A. Reporting Entity

The Authority was created by the Commissioners' Court of Montgomery County, Texas (the County) in August 2006. The Authority serves all citizens of the County and is governed by the members of Commissioners' Court and is funded by the County, toll revenues, and other contributions. The Authority was incorporated under the provisions of Texas Transportation Code Act, Chapter 431 with the purpose to aid in the planning, design, improvement and financing of transportation projects throughout the County. The Commissioners' Court has full oversight responsibility of the Authority and the Authority is included in County's financial statements as an enterprise fund.

### B. Basis of Presentation and Measurement Focus

The accompanying basic financial statements have been prepared on the full accrual basis of accounting as prescribed by the GASB. Full accrual accounting uses a flow of economic resources measurement focus.

The basic financial statements of the Authority consist of Management's Discussion and Analysis (MD&A), Statement of Net Position, Statement of Revenues, Expenses, and Changes in Net Position, Statement of Cash Flows, and Notes to the Financial Statements.

Revenues are recognized in the period earned. The Authority's operating revenues are derived from charges to users of the toll roads in the County. When both restricted and unrestricted resources are available for use, it is the Authority's policy to use restricted resources first, then unrestricted resources to the extent they are needed.

Expenses are recognized in the period incurred. The Authority's operating expenses consist primarily of direct charges attributable to the operations of the Authority, including depreciation. Interest expense and other similar charges not directly related to the Authority's operations are reported as non-operating expenses.

### C. Use of Estimates

The preparation of financial statements in conformity with GAAP requires the use of management's estimates. Accordingly, actual results could differ from those estimates.

### D. Assets, Liabilities, Deferred Outflows/Inflows of Resources, and Net Position

#### *1. Cash and Cash Equivalents*

Cash and cash equivalents are considered to be cash on hand, demand deposits, and short-term investments with original maturities of three months or less from the date of acquisition.

***2. Investments***

Investments for the Authority, except for certain money market accounts and master repurchase agreements, are reported at fair value. The money market accounts and master repurchase agreements are exempt from fair value reporting and are therefore reported at amortized cost and cost, respectively.

***3. Capital Assets***

Capital assets, which include infrastructure assets (e.g. toll roads), are reported in the financial statements. Capital assets are defined by the government as assets with an initial, individual cost of more than $5,000, and a useful life in excess of five years, except for infrastructure which requires an initial cost of more than $10,000.

As the Authority constructs or acquires additional capital assets each period, including infrastructure assets, they are capitalized and reported at historical cost. The reported value excludes normal maintenance and repairs which are essentially amounts spent in relation to capital assets that do not increase the capacity or efficiency of an item or increase its estimated useful life. Donated capital assets are reported at their estimated acquisition value at the date of donation.

Capital assets, including infrastructure, are depreciated using the straight-line method over estimated useful lives:

| Asset Class | Estimated Useful Lives |
|---|---|
| Equipment | 5-15 years |
| Infrastructure | 20-50 years |

**E. Revenues and Expenses**

**Operating and nonoperating revenues and expenses**

Enterprise funds distinguish *operating* revenues and expenses from *nonoperating* items. Operating revenues and expenses generally result from providing services and producing and delivering goods in connection with the Authority's principal ongoing operations. The principal operating revenues are charges to customers for tolls. Operating expenses for the fund includes the cost for services and fees and depreciation on capital assets and amortization expense on premiums on bonds payable. All revenues and expenses not meeting this definition are reported as nonoperating revenues and expenses.

## Note 2. Cash, Cash Equivalents, and Temporary Investments

The Authority is required to follow Chapter 2256 of the Texas Government Code also known as the Public Funds Investment Act. This act authorizes the Authority to invest its funds pursuant to a written investment policy which primarily emphasizes the safety of principal and liquidity, addresses investment diversification, yield, and maturity.

The Authority's investment balances, weighted average maturity, and credit risk of such investments are as follows:

| Investment Type | 9/30/2020 Investments | Fair Value Measurements Using Significant Other Observable Inputs (Level 2) | Percent of Total Investments | Weighted Average Maturity (Days) | Credit Risk |
|---|---|---|---|---|---|
| Investments measured at amortized cost: | | | | | |
| Money Market Funds | $ 13,892,170 | $ - | 64% | 1 | AAAm* |
| Investments subject to fair value: | | | | | |
| U.S. Treasury Notes | 5,994,812 | 5,994,812 | 28% | 138 | Not rated |
| Investments measured at cost: | | | | | |
| Master Repurchase Agreements | 1,812,896 | - | 8% | 138 | Not rated |
| **Total value/weighted average maturity** | $ 21,699,878 | $ 5,994,812 | 100% | 50 | |

* rated by Standard & Poor's

The Authority categorizes its fair value measurements within the fair value hierarchy established by generally accepted accounting principles. GASB Statement No. 72, *Fair Value Measurement and Application* provides a framework for measuring fair value which establishes a three-level fair value hierarchy that describes the inputs that are used to measure assets and liabilities.

- Level 1 inputs are quoted prices (unadjusted) for identical assets or liabilities in active markets that a government can access at the measurement date.
- Level 2 inputs are inputs—other than quoted prices included within Level 1—that are observable for an asset or liability, either directly or indirectly.
- Level 3 inputs are unobservable inputs for an asset or liability.

The fair value hierarchy gives the highest priority to Level 1 inputs and the lowest priority to Level 3 inputs. If a price for an identical asset or liability is not observable, a government should measure fair value using another valuation technique that maximizes the use of relevant observable inputs and minimizes the use of unobservable inputs. If the fair value of an asset or a liability is measured using inputs from more than one level of the fair value hierarchy, the measurement is considered to be based on the lowest priority level input that is significant to the entire measurement.

*Master Repurchase Agreements* are measured at cost and are exempt for fair value reporting.

*Money Market Funds* are measured at amortized cost and are exempt for fair value reporting.

U.S. Treasury Notes are classified in Level 2 of the fair value hierarchy and are valued using a matrix pricing technique. Matrix pricing is used to value securities based on the securities' relationship to benchmark quotes prices.

*Interest Rate Risk.* In accordance with its written investment policy, the Authority manages its exposure to declines in fair value by limiting the maturity of its investments to less than two years at the time of purchase, except commercial paper must have a stated maturity of 270 days or fewer from date of issuance.

*Credit Risk.* In accordance with the Public Funds Investment Act, the Commissioner's Court has enacted policies to ensure compliance with state laws regarding the deposit of Authority funds and maintains a formal depository resolution with their depository bank. The depository resolution provides for collateralization of funds in accordance with state and federal statutes.

While state statutes allow for additional investments, the Authority's formal investment policy authorizes the Authority to only invest in the following: 1) Time Deposits, 2) Certificates of Deposit, 3) Money Market Investment Accounts, 4) Negotiable Order of Withdrawal (NOW) Accounts, 5) United States Treasury Bills, 6) United States Government Securities, as defined in TX Government Code, Section 2256.009, 7) Fully collateralized direct repurchase agreements as defined in TX Government Code, Section 2256.011, 8) Discount Government Agencies, excluding Federal Home Loan Mortgage Corporation (Freddie Mac and Fannie Mae's), 9) Any "Public Funds Pool" authorized by State Statute, 10) Commercial Paper as defined in TX Government Code, Section 2256.013.

*Concentration of Credit Risk.* The investment policy does not have any provisions regarding the amount that may be invested in any one issuer. However, the Investment Committee regularly reviews that saturation for anything in excess of 25%.

*Custodial credit risk – deposits.* In the case of deposits, this is the risk that in the event of a bank failure, the Authority's deposits may not be returned to it. As of September 30, 2020, the Authority's bank balances were not exposed to custodial credit risk because it was insured and collateralized with securities held by the Authority's agent in the Authority's name.

*Custodial credit risk – investments.* For an investment, this is the risk that, in the event of the failure of the counterparty, the Authority will not be able to recover the value of its investments or collateral securities that are in the possession of an outside party. The Authority's investments are held by the Authority's agent in the Authority's name for the benefit of the Authority.

## Note 3. Accounts Receivable

Accounts receivable at September 30, 2020 includes $803,887 earned from toll revenue during the period. The Authority has assessed its accounts receivable for collectibility and determined no allowance is required.

## Note 4. Capital Assets

Capital assets activity for the fiscal year ended September 30, 2020 was as follows:

| | 9/30/2019 Balance | Increases | Decreases | 9/30/2020 Balance |
|---|---|---|---|---|
| Capital assets not being depreciated: | | | | |
| Construction in Progress | $ 50,269,228 | $ 29,121,450 | $ (79,390,678) | $ - |
| Total capital assets being depreciated | 50,269,228 | 29,121,450 | (79,390,678) | - |
| Capital assets being depreciated: | | | | |
| Infrastructure | 48,473,348 | - | 30,917,330 | 79,390,678 |
| Equipment | - | 34,638 | - | 34,638 |
| Total capital assets being depreciated | 48,473,348 | 34,638 | 30,917,330 | 79,425,316 |
| Less accumulated depreciation for: | | | | |
| Infrastructure | (5,419,369) | (4,021,673) | 5,419,369 | (4,021,673) |
| Equipment | - | (5,773) | - | (5,773) |
| Total accumulated depreciated | (5,419,369) | (4,027,446) | 5,419,369 | (4,027,446) |
| **Total capital assets, net** | $ 93,323,207 | $ 25,128,642 | $ (43,053,979) | $ 75,397,870 |

Depreciation expense for the fiscal year ended September 30, 2020 was $4,027,446.

## Note 5. Noncurrent Liabilities

Noncurrent liabilities for the fiscal year ended September 30, 2020 consist of revenue bonds. Principal and interest payments are secured by revenues derived from operation and/or ownership of the system. Changes in noncurrent liabilities for the period ended September 30, 2020 are as follows:

| | 9/30/2019 Balance | Increases | Decreases | 9/30/2020 Balance |
|---|---|---|---|---|
| Noncurrent liabilities: | | | | |
| Revenue bonds payable | $ 87,680,000 | $ - | $ - | $ 87,680,000 |
| Deferred amounts: | | | | |
| Unamortized premium, revenue bonds | 7,510,104 | - | (268,218) | 7,241,886 |
| **Total noncurrent liabilities** | $ 95,190,104 | $ - | $ (268,218) | $ 94,921,886 |

The Authority issued a revenue bonds to provide funds for the construction and equipment for roads. The revenue bond was issued as 30 current interest bonds at 5% with a final maturing in 2048.

The requirements to amortize all debts outstanding as of September 30, 2020 are as follows:

| Year Ending September 30, | Series 2018 Principal | Series 2018 Interest | Series 2018 Total |
|---|---|---|---|
| 2021 | $ - | $ 4,384,000 | $ 4,384,000 |
| 2022 | - | 4,384,000 | 4,384,000 |
| 2023 | 500,000 | 4,384,000 | 4,884,000 |
| 2024 | 1,000,000 | 4,359,000 | 5,359,000 |
| 2025 | 1,500,000 | 4,309,000 | 5,809,000 |
| 2026 | 2,045,000 | 4,234,000 | 6,279,000 |
| 2027 | 2,145,000 | 4,131,750 | 6,276,750 |
| 2028 | 2,255,000 | 4,024,500 | 6,279,500 |
| 2029 | 2,365,000 | 3,911,750 | 6,276,750 |
| 2030 | 2,485,000 | 3,793,500 | 6,278,500 |
| 2031 | 2,610,000 | 3,669,250 | 6,279,250 |
| 2032 | 2,740,000 | 3,538,750 | 6,278,750 |
| 2033 | 2,875,000 | 3,401,750 | 6,276,750 |
| 2034 | 3,020,000 | 3,258,000 | 6,278,000 |
| 2035 | 3,170,000 | 3,107,000 | 6,277,000 |
| 2036 | 3,330,000 | 2,948,500 | 6,278,500 |
| 2037 | 3,495,000 | 2,782,000 | 6,277,000 |
| 2038 | 3,670,000 | 2,607,250 | 6,277,250 |
| 2039 | 3,855,000 | 2,423,750 | 6,278,750 |
| 2040 | 4,045,000 | 2,231,000 | 6,276,000 |
| 2041 | 4,260,000 | 2,028,750 | 6,288,750 |
| 2042 | 4,450,000 | 1,816,250 | 6,266,250 |
| 2043 | 4,685,000 | 1,593,250 | 6,278,250 |
| 2044 | 4,920,000 | 1,359,000 | 6,279,000 |
| 2045 | 5,165,000 | 1,113,000 | 6,278,000 |
| 2046 | 5,420,000 | 854,750 | 6,274,750 |
| 2047 | 5,695,000 | 583,750 | 6,278,750 |
| 2048 | 5,980,000 | 299,000 | 6,279,000 |
| **Totals** | $ 87,680,000 | $ 81,530,500 | $ 169,210,500 |

**Arbitrage Rebate Liability**

The Tax Reform Act of 1986 established regulations for the rebate to the federal government of arbitrage earnings on certain local government bonds issued after December 31, 1985, and all local governmental bonds issued after August 31, 1986. Issuing governments must calculate any rebate due and remit the amount due at least every five years. There were no arbitrage rebate payments made during fiscal year 2020. As of September 30, 2020 there were no estimated liabilities for arbitrage rebate due.

## Note 6. Risk Management

The Authority is exposed to various risks of loss related to torts, theft, damage or destruction of assets, errors and omissions, injuries to employees, and natural disasters. During fiscal year 2020, the Authority carried commercial insurance for property and liability risks of loss. There were no significant reductions in insurance coverages in the past fiscal year and settled claims resulting from these risks have not exceeded coverage in any of the past three fiscal years.

## Note 7. Due to Primary Government

The amounts owed to the primary government are the initial startup costs and administration of the Authority which will be repaid with future toll revenues.

## Note 8. Prior Period Adjustment

Net position at September 30, 2019 was restated for the overstatement of expenses of $3.2 million representing retainage that should have been capitalized. The correction of the error is presented in the following table:

| | |
|---|---|
| Net position - beginning, as previously reported | $ 38,604,031 |
| Correct beginning balance of capital assets | 3,211,919 |
| **Net position - beginning, as restated** | $ 41,815,950 |

**This Page Intentionally Left Blank**

# Other Information

**Montgomery County Toll Road Authority**
Statement of Net Position
State Highway 249 Operations
Segment of the Montgomery County Toll Road Authority
September 30, 2020

| | | |
|---|---|---|
| **ASSETS** | | |
| Current assets: | | |
| Investments, at fair value | $ | 21,699,878 |
| Accounts receivable | | 802,401 |
| Total current assets | | 22,502,279 |
| Noncurrent assets: | | |
| Capital assets, net of accumulated depreciation: | | |
| Equipment | | 28,865 |
| Infrastructure | | 75,369,005 |
| Total noncurrent assets | | 75,397,870 |
| Total assets | | 97,900,149 |
| **LIABILITIES** | | |
| Current liabilities: | | |
| Accounts payable | | 213,618 |
| Interest Payable | | 182,667 |
| Due to primary government | | 3,000 |
| Total current liabilities | | 399,285 |
| Noncurrent liabilities: | | |
| Bonds payable | | 94,921,886 |
| Total noncurrent liabilities | | 94,921,886 |
| Total liabilities | | 95,321,171 |
| **NET POSITION** | | |
| Net investment in capital assets | | 3,651,930 |
| Unrestricted | | (1,072,952) |
| **TOTAL NET POSITION** | $ | 2,578,978 |

## Montgomery County Toll Road Authority

Statement of Revenues, Expenses, and Changes in Net Position
State Highway 249 Operations
Segment of the Montgomery County Toll Road Authority
For the Fiscal Year Ended September 30, 2020

| | |
|---|---|
| **OPERATING REVENUES** | |
| Fees and charges for services | $ 5,035,459 |
| Total operating revenues | 5,035,459 |
| **OPERATING EXPENSES** | |
| Services | 716,924 |
| Depreciation and amortization | 4,027,446 |
| Total operating expenses | 4,744,370 |
| Operating income | 291,089 |
| **NONOPERATING REVENUES (EXPENSES)** | |
| Investment earnings | 277,975 |
| Miscellaneous | 24,500 |
| Interest and fiscal charges | (4,115,781) |
| Total nonoperating revenues (expenses) | (3,813,306) |
| Change in net position | (3,522,217) |
| Net position - beginning | 2,889,276 |
| Prior period adjustment | 3,211,919 |
| Net position - beginning, as restated | 6,101,195 |
| **TOTAL NET POSITION - ENDING** | $ 2,578,978 |

**This Page Intentionally Left Blank**

# Overall Compliance and Internal Control Section

**This Page Intentionally Left Blank**

**Independent Auditor's Report on Internal Control over Financial Reporting and on Compliance and Other Matters Based on an Audit of Financial Statements Performed in Accordance with *Government Auditing Standards***

To the Board of Directors
Montgomery County Toll Road Authority
P.O. Box 539
Conroe, Texas 77305-0539

We have audited, in accordance with auditing standards generally accepted in the United States of America and the standards applicable to financial audits contained in *Government Auditing Standards* issued by the Comptroller General of the United States, the financial statements of the Montgomery County Toll Road Authority (the Authority) as of and for the fiscal year ended September 30, 2020 and the related notes to the financial statements, which collectively comprise the Authority's basic financial statements, and have issued our report thereon dated March 26, 2021.

***Internal Control over Financial Reporting***

In planning and performing our audit of the financial statements, we considered the Authority's internal control over financial reporting (internal control) as a basis for designing audit procedures that are appropriate in the circumstances for the purpose of expressing our opinions on the financial statements, but not for the purpose of expressing an opinion on the effectiveness of the Authority's internal control. Accordingly, we do not express an opinion on the effectiveness of the Authority's internal control.

A *deficiency in internal control* exists when the design or operation of a control does not allow management or employees in the normal course of performing their assigned functions, to prevent, or detect and correct misstatements on a timely basis. A *material weakness* is a deficiency, or a combination of deficiencies, in internal control, such that there is a reasonable possibility that a material misstatement of the entity's financial statements will not be prevented, or detected and corrected on a timely basis. A *significant deficiency* is a deficiency, or a combination of deficiencies, in internal control that is less severe than a material weakness, yet important enough to merit attention by those charged with governance.

Our consideration of internal control over financial reporting was for the limited purpose described in the first paragraph of this section and was not designed to identify all deficiencies in internal control that might be material weaknesses or significant deficiencies and therefore, material weaknesses or significant deficiencies may exist that were not identified. We did identify a deficiency in internal control, described in the accompanying schedule of findings and responses as item 2020-001 that we consider to be a material weakness.

***Compliance and Other Matters***

As part of obtaining reasonable assurance about whether the Authority's financial statements are free from material misstatement, we performed tests of its compliance with certain provisions of laws, regulations, contracts, and grant agreements, noncompliance with which could have a direct and material effect on the determination of financial statement amounts. However, providing an opinion on compliance with those provisions was not an objective of our audit and, accordingly, we do not express such an opinion. The results of our tests disclosed no instances of noncompliance or other matters that are required to be reported under *Government Auditing Standards*.

The Board of Directors
Montgomery County Toll Road Authority

**The Authority's Response to Findings**

The Authority's response to the finding identified in our audit is described in the accompanying schedule of findings and responses. The Authority's response was not subjected to the auditing procedures applied in the audit of the financial statements and, accordingly, we express no opinion on it.

**Purpose of this Report**

The purpose of this report is solely to describe the scope of our testing of internal control and compliance and the results of that testing, and not to provide an opinion on the effectiveness of the entity's internal control or on compliance. This report is an integral part of an audit performed in accordance with *Government Auditing Standards* in considering the entity's internal control and compliance. Accordingly, this communication is not suitable for any other purpose.

Weaver and Tidwell, L.L.P.

WEAVER AND TIDWELL, L.L.P.

Conroe, Texas
March 26, 2021

## Montgomery County Toll Road Authority
Schedule of Findings and Responses
For the Fiscal Year Ended September 30, 2020

### Section 1. Summary of Auditor's Results

**Financial Statements**

| | |
|---|---|
| ***1.*** Type of auditor's report issued | Unmodified |
| ***2.*** Internal control over financial reporting: | |
| a. Material weaknesses identified? | Yes |
| b. Significant deficiencies identified that are not considered to be material weaknesses? | None reported |
| ***3.*** Noncompliance material to the financial statements? | No |

### Section 2. Findings Related to Financial Statements

**Finding 2020-001: Material Weakness in Internal Control over Financial Reporting: Misstatement of Capital Assets**

*Criteria*
Management is responsible for the accuracy and completeness of all financial records and related information and for establishing and maintaining effective internal control over financial reporting. The existence of a material misstatement of an entity's financial statements is an indication of a material weakness in internal control.

*Condition:*
During our audit procedures, we identified a misstatement in the Authority's expenses of approximately $3.2 million which resulted in a restatement of beginning net position.

*Cause:*
Approximately $3.2 million of capital expenditures incurred in a previous period representing the County's retainage liability were not capitalized in the period incurred, because the County's practice was to capitalize retainage when paid rather than when incurred. This resulted in an understatement of prior-period capital assets, and an overstatement of prior-period expenses that was not detected by the County's internal controls over financial statement closing and monitoring procedures.

*Effect or Potential Effect:*
Misstatements of the Authority's financial statements were not prevented, or detected and corrected, by the Authority's system of internal control. Failure to establish effective monitoring and closing procedures may allow misstatements to exist and be reported without being identified.

*Recommendation*
We recommend that the Authority implement a policy that requires retainage to be capitalized in the period incurred for all funds that use the economic measurement focus and the accrual basis of accounting.

**Findings Related to Compliance with Laws and Regulations**

None reported

# Montgomery County, Texas
## Office of the County Auditor
501 North Thompson, Suite 205, Conroe, Texas 77301
P.O. Box 539, Conroe, Texas 77305

Rakesh Pandey, CPA
County Auditor

Angela H. Blocker
1st Assistant County Auditor


**Section 2. Findings Related to Financial Statements**
**Finding 2020-001: Material Weakness in Internal Control over Financial Reporting: Misstatement of Capital Assets**

*Management Response and Corrective Action:*
In addition to conecting the misstatements identified during the audit by adjusting the financial statements accordingly, Montgomery County has adjusted its closing procedures to properly capitalize retainage in the year incurred.

*Person(s) Responsible:*
County Auditor
Budget and Financial Reporting Supervisor
MCTRA Financial Analyst

*Anticipated Completion Date:*
April 1, 2021

Respectfully submitted,

Rakesh Pandey
Montgomery County Auditor

RP/sle


Tele: (936) 539-7820--•Fax (936) 788-8390…Email: Rakesh.Pandey@mctx.org

# Montgomery County, Texas
## Office of the County Auditor
**501 North Thompson, Suite 205, Conroe, Texas 77301**
**P. O. Box 539, Conroe, Texas 77305**

Rakesh Pandey, CPA
County Auditor

Angela H. Blocker
1st Assistant County Auditor


Date: March 2, 2021

To: Rakesh Pandey, County Auditor

From: Starla Terry, Internal Audit Supervisor

Re: Commissioners Court March 9, 2021 Meeting Submission for Consent Agenda

---

Consider and accept the following completed audits:

Compliance Audits FY19
- District Clerk

Compliance Audits FY20
- District Attorney – Q2, Q3, & Q4
- District Attorney Worthless Checks/Restitution – Q2 & Q3


**Tele: (936) 539-7820•••Fax (936) 788-8390•••Email: Rakesh.Pandey@mctx.org**

# OFFICE OF COUNTY AUDITOR
# INTERNAL AUDIT REPORT

## DISTRICT CLERK
## COMPLIANCE AUDIT QTR 1-4 FY19

**DISTRICT CLERK**
Melisa Miller

**INTERNAL AUDIT STAFF**
Rakesh Pandey, County Auditor, CPA
Janet Browning, Internal Audit Manager, CIA, CFE
Starla Terry, Internal Audit Supervisor
Tracie Longoria, Internal Audit Assistant

# Montgomery County, Texas
## Office of the County Auditor
501 North Thompson, Suite 205, Conroe, Texas 77301
P. O. Box 539, Conroe, Texas 77305

Rakesh Pandey, CPA
County Auditor

Angela H. Blocker
1st Assistant County Auditor


Date: February 25, 2021

To: Melisa Miller, District Clerk

From: Starla Terry, Internal Audit Supervisor

Re: District Clerk's Office – Compliance Audit QTR 1-4 FY19

---

The Auditor's Office has completed an audit of the District Clerk reports for October 2018 through September 2019

The objectives of the audit were to ensure compliance with relevant statutes regarding monthly reports.

Attached is the Internal Audit report for the District Clerk's office

## INTRODUCTION

The Montgomery County Auditor's Office has examined a sample of the monthly reports of the District Clerk's office for the months of October 2018 through September 2019.

## SCOPE

The scope of the review included FY19 supporting documentation necessary to verify compliance with certain required Local Government Codes.

## OBJECTIVES

The objectives of the examination were to verify compliance with submission of the monthly reports, mathematical accuracy of the reports, and to confirm funds collected were deposited with the County Treasurer in a timely manner.

## METHODOLOGY

To achieve the audit objectives, the Department of Internal Audit performed the following:

- Evaluate whether amounts reported on the monthly fee reports were submitted in compliance with LGC §114.001 (a), (b) General Requirements Applicable to Reports and LGC §114.043 Periodic Report to County Auditor;
- Verify monthly fee reports are mathematically accurate and are therefore approved as submitted in compliance with LGC §115.002 Examination of Books and Reports;
- Verify funds collected were deposited with the County Treasurer in compliance with LGC §113.022 Time for Making Deposits

## AUDIT RESULTS

- November - December 2018, and July 2019 monthly fee reports were not submitted in compliance with LGC §114.001(b)
    - All remaining months in FY2019 were submitted in compliance with LGC §114.001(a) and LGC §114.043
- Monthly Fee Reconciliation Reports were reviewed, mathematically accurate, and approved as submitted in compliance with LGC §115.002
- Funds collected were not deposited with the County Treasurer in compliance with LGC §113.022.
    - Funds for "Fines and Fees for Service of Prosecutors" is not deposited at the time of collection. Instead, the funds are held until the end of the month at which time the deposit is made.

**Recommendations:**

- Monthly reports are due by the fifth business day per the LGC §114.001(b) General Requirements Applicable to Reports.

- All funds collected are required to be deposited with the county treasurer no later than the fifth business day after the day on which the money is received per LGC §113.022 Time for Making Deposits

**Department Response:** All corrections have been made to resolve the findings of this report. The District Clerk's Office appreciates the recommendation made by the County Auditor's Office.

Melisa Miller
District Clerk
Montgomery County, Texas

## CONCLUSION

The report will be submitted to Commissioners Court March 9, 2021. If you have any questions regarding this report, please contact me at (936)-539-7820.

# OFFICE OF COUNTY AUDITOR
# INTERNAL AUDIT REPORT

## DISTRICT ATTORNEY
## 2nd QTR COMPLIANCE AUDIT FY 2020

**DISTRICT ATTORNEY**
Brett Ligon

**INTERNAL AUDIT STAFF**
Rakesh Pandey, County Auditor, CPA
Janet Browning, Internal Audit Manager, CIA, CFE
Starla Terry, Internal Audit Supervisor
Tracie Longoria, Internal Audit Assistant

# Montgomery County, Texas
## Office of the County Auditor
501 North Thompson, Suite 205, Conroe, Texas 77301
P. O. Box 539, Conroe, Texas 77305

Rakesh Pandey, CPA
County Auditor

Angela H. Blocker
1st Assistant County Auditor


Date: February 25, 2021

To: Brett Ligon, District Attorney

From: Starla Terry, Internal Audit Supervisor

Re: District Attorney's Office – 2nd Qtr. Compliance Audit FY2020

---

The Auditor's Office has completed an audit of the District Attorney monthly reports for January through March 2020.

The objectives of the audit were to ensure compliance with relevant statutes regarding monthly reports.

Attached is the Internal Audit report for the District Attorney's office.

## INTRODUCTION

The Montgomery County Auditor's Office has examined a sample of the monthly reports of the District Attorney's office for the months of January 2020 through March 2020.

## SCOPE

The scope of the review included Q2 FY2020 supporting documentation necessary to verify compliance with certain required Local Government Codes.

## OBJECTIVES

The objectives of the examination were to verify compliance with submission of the monthly reports, mathematical accuracy of the reports, and to confirm funds collected were deposited with the County Treasurer in a timely manner.

## METHODOLOGY

To achieve the audit objectives, the Department of Internal Audit performed the following:

- Evaluate whether amounts reported on the monthly fee reports were submitted in compliance with LGC §114.001 General Requirements Applicable to Reports and LGC §114.043 Periodic Report to County Auditor;
- Verify monthly fee reports are mathematically accurate and are therefore approved as submitted in compliance with LGC §115.002 Examination of Books and Reports;
- Verify funds collected were deposited with the County Treasurer in compliance with LGC §113.022 Time for Making Deposits

## AUDIT RESULTS

- Monthly fee reports were submitted in compliance with LGC §114.001 and LGC §114.043
- Monthly fee reports reviewed were mathematically accurate and therefore approved as submitted in compliance with LGC §115.002
- Funds collected were deposited with the County Treasurer in compliance with LGC §113.022

## CONCLUSION

The report will be submitted to Commissioners Court March 9, 2021. If you have any questions regarding this report, please contact me at (936)-539-7820.

# OFFICE OF COUNTY AUDITOR
# INTERNAL AUDIT REPORT

## DISTRICT ATTORNEY
## 3rd QTR COMPLIANCE AUDIT FY 2020

**DISTRICT ATTORNEY**
Brett Ligon

**INTERNAL AUDIT STAFF**
Rakesh Pandey, County Auditor, CPA
Janet Browning, Internal Audit Manager, CIA, CFE
Starla Terry, Internal Audit Supervisor
Tracie Longoria, Internal Audit Assistant

# Montgomery County, Texas
## Office of the County Auditor
501 North Thompson, Suite 205, Conroe, Texas 77301
P. O. Box 539, Conroe, Texas 77305

Rakesh Pandey, CPA
County Auditor

Angela H. Blocker
1st Assistant County Auditor


Date: February 25, 2021

To: Brett Ligon, District Attorney

From: Starla Terry, Internal Audit Supervisor

Re: District Attorney's Office – 3rd Qtr. Compliance Audit FY2020

---

The Auditor's Office has completed an audit of the District Attorney monthly reports for April through June 2020.

The objectives of the audit were to ensure compliance with relevant statutes regarding monthly reports.

Attached is the Internal Audit report for the District Attorney's office.

## INTRODUCTION

The Montgomery County Auditor's Office has examined a sample of the monthly reports of the District Attorney's office for the months of April 2020 through June 2020.

## SCOPE

The scope of the review included Q3 FY2020 supporting documentation necessary to verify compliance with certain required Local Government Codes.

## OBJECTIVES

The objectives of the examination were to verify compliance with submission of the monthly reports, mathematical accuracy of the reports, and to confirm funds collected were deposited with the County Treasurer in a timely manner.

## METHODOLOGY

To achieve the audit objectives, the Department of Internal Audit performed the following:

- Evaluate whether amounts reported on the monthly fee reports were submitted in compliance with LGC §114.001 General Requirements Applicable to Reports and LGC §114.043 Periodic Report to County Auditor;
- Verify monthly fee reports are mathematically accurate and are therefore approved as submitted in compliance with LGC §115.002 Examination of Books and Reports;
- Verify funds collected were deposited with the County Treasurer in compliance with LGC §113.022 Time for Making Deposits

## AUDIT RESULTS

- April and June monthly fee reports were submitted in compliance with LGC §114.001 and LGC §114.043
- May monthly fee report was in compliance with LGC §114.043 and out of compliance with LGC §114.001(b)
- Monthly fee reports reviewed were mathematically accurate and therefore approved as submitted in compliance with LGC §115.002
- Funds collected were deposited with the County Treasurer in compliance with LGC §113.022

**Recommendation:** We recommend filing the monthly reports by the fifth business day after the last day of each month per the LGC §114.001(b) General Requirements Applicable to Reports.

**Response:** I understand that May monthly fee report was out of compliance by one business day. Under normal operating procedures, we have been able to maintain our standard of being in compliance. Operations were being conducted under very unusual and extraordinary

circumstances. Moving forward, the District Attorney will continue to incorporate your recommendation for all future filings be received within 5 business days after the last day of each month.

## CONCLUSION

The report will be submitted to Commissioners Court March 9, 2021. If you have any questions regarding this report, please contact me at (936)-539-7820.

# OFFICE OF COUNTY AUDITOR
# INTERNAL AUDIT REPORT

## DISTRICT ATTORNEY
## 4nd QTR COMPLIANCE AUDIT FY 2020

**DISTRICT ATTORNEY**
Brett Ligon

**INTERNAL AUDIT STAFF**
Rakesh Pandey, County Auditor, CPA
Janet Browning, Internal Audit Manager, CIA, CFE
Starla Terry, Internal Audit Supervisor
Tracie Longoria, Internal Audit Assistant

# Montgomery County, Texas
## Office of the County Auditor
501 North Thompson, Suite 205, Conroe, Texas 77301
P. O. Box 539, Conroe, Texas 77305

Rakesh Pandey, CPA
County Auditor

Angela H. Blocker
1st Assistant County Auditor


Date: February 25, 2021

To: Brett Ligon, District Attorney

From: Starla Terry, Internal Audit Supervisor

Re: District Attorney's Office – 4nd Qtr. Compliance Audit FY2020

---

The Auditor's Office has completed an audit of the District Attorney monthly reports for July through September 2020.

The objectives of the audit were to ensure compliance with relevant statutes regarding monthly reports.

Attached is the Internal Audit report for the District Attorney's office.

## INTRODUCTION

The Montgomery County Auditor's Office has examined a sample of the monthly reports of the District Attorney's office for the months of July 2020 through September 2020.

## SCOPE

The scope of the review included Q4 FY2020 supporting documentation necessary to verify compliance with certain required Local Government Codes.

## OBJECTIVES

The objectives of the examination were to verify compliance with submission of the monthly reports, mathematical accuracy of the reports, and to confirm funds collected were deposited with the County Treasurer in a timely manner.

## METHODOLOGY

To achieve the audit objectives, the Department of Internal Audit performed the following:

- Evaluate whether amounts reported on the monthly fee reports were submitted in compliance with LGC §114.001 General Requirements Applicable to Reports and LGC §114.043 Periodic Report to County Auditor;
- Verify monthly fee reports are mathematically accurate and are therefore approved as submitted in compliance with LGC §115.002 Examination of Books and Reports;
- Verify funds collected were deposited with the County Treasurer in compliance with LGC §113.022 Time for Making Deposits

## AUDIT RESULTS

- Monthly fee reports were submitted in compliance with LGC §114.001 and LGC §114.043
- Monthly fee reports reviewed were mathematically accurate and therefore approved as submitted in compliance with LGC §115.002
- Funds collected were deposited with the County Treasurer in compliance with LGC §113.022

## CONCLUSION

The report will be submitted to Commissioners Court March 9, 2021. If you have any questions regarding this report, please contact me at (936)-539-7820.

# OFFICE OF COUNTY AUDITOR
# INTERNAL AUDIT REPORT

---

# DISTRICT ATTORNEY
# WORTHLESS CHECKS/RESTITUTION
# 2nd QTR COMPLIANCE AUDIT FY 2020

---


**DISTRICT ATTORNEY**
Brett Ligon

**INTERNAL AUDIT STAFF**
Rakesh Pandey, County Auditor, CPA
Janet Browning, Internal Audit Manager, CIA, CFE
Starla Terry, Internal Audit Supervisor
Tracie Longoria, Internal Audit Assistant

# Montgomery County, Texas
## Office of the County Auditor
501 North Thompson, Suite 205, Conroe, Texas 77301
P. O. Box 539, Conroe, Texas 77305

Rakesh Pandey, CPA
County Auditor

Angela H. Blocker
1st Assistant County Auditor


Date: February 25, 2021

To: Brett Ligon, District Attorney

From: Starla Terry, Internal Audit Supervisor

Re: District Attorney's Office –Worthless Checks/Restitution
2nd Qtr. Compliance Audit FY2020

---

The Auditor's Office has completed an audit of the District Attorney monthly reports for January through March 2020.

The objectives of the audit were to ensure compliance with relevant statutes regarding monthly reports and to confirm funds collected for Worthless Checks and Restitution were deposited in the District Attorney Administrative Fee bank account in a timely manner.

Attached is the Internal Audit report for the District Attorney's office.

## INTRODUCTION

The Montgomery County Auditor's Office has examined the monthly reports of the District Attorney's office for the months of January 2020 through March 2020.

## SCOPE

The scope of the review included Q2 FY2020 supporting documentation necessary to verify compliance with certain required Local Government Codes.

## OBJECTIVES

The objectives of the examination were to verify compliance with submission of the monthly reports, mathematical accuracy of the reports, and to confirm funds collected for Worthless Checks and Restitution were deposited in the District Attorney Administrative Fee bank account in a timely manner.

## METHODOLOGY

To achieve the audit objectives, the Department of Internal Audit performed the following:

- Evaluate whether amounts reported on the monthly fee reports were submitted in compliance with LGC §114.001 General Requirements Applicable to Reports and LGC §114.043 Periodic Report to County Auditor;
- Verify monthly fee reports are mathematically accurate and are therefore approved as submitted in compliance with LGC §115.002 Examination of Books and Reports;
- Verify funds collected were deposited for Worthless Checks and Restitution in the District Attorney Administrative Fee bank account

## AUDIT RESULTS

- Monthly fee reports were submitted in compliance with LGC §114.001 and LGC §114.043
- Monthly fee reports reviewed were mathematically accurate and therefore approved as submitted in compliance with LGC §115.002
- Funds collected were deposited Worthless Checks and Restitution in the District Attorney Administrative Fee bank account

## CONCLUSION

The report will be submitted to Commissioners Court March 9, 2021. If you have any questions regarding this report, please contact me at (936)-539-7820.

# OFFICE OF COUNTY AUDITOR
# INTERNAL AUDIT REPORT

---

# DISTRICT ATTORNEY
# WORTHLESS CHECKS/RESTITUTION
# 3rd QTR COMPLIANCE AUDIT FY 2020

---


**DISTRICT ATTORNEY**
Brett Ligon

**INTERNAL AUDIT STAFF**
Rakesh Pandey, County Auditor, CPA
Janet Browning, Internal Audit Manager, CIA, CFE
Starla Terry, Internal Audit Supervisor
Tracie Longoria, Internal Audit Assistant

# Montgomery County, Texas
## Office of the County Auditor
**501 North Thompson, Suite 205, Conroe, Texas 77301**
**P. O. Box 539, Conroe, Texas 77305**

Rakesh Pandey, CPA
County Auditor

Angela H. Blocker
1st Assistant County Auditor


Date: February 25, 2021

To: Brett Ligon, District Attorney

From: Starla Terry, Internal Audit Supervisor

Re: District Attorney's Office –Worthless Checks/Restitution
3rd Qtr. Compliance Audit FY2020

---

The Auditor's Office has completed an audit of the District Attorney monthly reports for April through June 2020.

The objectives of the audit were to ensure compliance with relevant statutes regarding monthly reports and to confirm funds collected for Worthless Checks and Restitution were deposited in the District Attorney Administrative Fee bank account in a timely manner.

Attached is the Internal Audit report for the District Attorney's office.

## INTRODUCTION

The Montgomery County Auditor's Office has examined the monthly reports of the District Attorney's office for the months of April 2020 through June 2020.

## SCOPE

The scope of the review included Q3 FY2020 supporting documentation necessary to verify compliance with certain required Local Government Codes.

## OBJECTIVES

The objectives of the examination were to verify compliance with submission of the monthly reports, mathematical accuracy of the reports, and to confirm funds collected for Worthless Checks and Restitution were deposited in the District Attorney Administrative Fee bank account in a timely manner.

## METHODOLOGY

To achieve the audit objectives, the Department of Internal Audit performed the following:

- Evaluate whether amounts reported on the monthly fee reports were submitted in compliance with LGC §114.001 General Requirements Applicable to Reports and LGC §114.043 Periodic Report to County Auditor;
- Verify monthly fee reports are mathematically accurate and are therefore approved as submitted in compliance with LGC §115.002 Examination of Books and Reports;
- Verify funds collected were deposited for Worthless Checks and Restitution in the District Attorney Administrative Fee bank account

## AUDIT RESULTS

- Monthly fee reports were submitted in compliance with LGC §114.001 and LGC §114.043
- Monthly fee reports reviewed were mathematically accurate and therefore approved as submitted in compliance with LGC §115.002
- Funds collected were deposited Worthless Checks and Restitution in the District Attorney Administrative Fee bank account

## CONCLUSION

The report will be submitted to Commissioners Court March 9, 2021. If you have any questions regarding this report, please contact me at (936)-539-7820.

# Montgomery County, Texas
## Office of the County Auditor
**501 North Thompson, Suite 205, Conroe, Texas 77301**
**P. O. Box 539, Conroe, Texas 77305**

Rakesh Pandey, CPA
County Auditor

Angela H. Blocker
1st Assistant County Auditor


Date: March 16, 2021

To: Rakesh Pandey, CPA, County Auditor

From: Janet Browning, CIA, CFE, Internal Audit Manager

Re: Commissioners Court March 23, 2021 Meeting Submission for Consent Agenda

---

Consider and accept the following completed Audit:

- Inherent Risk Assessment, Commissioner Precinct 3 January 21, 2021


**Tele: (936) 539-7820•••Fax (936) 788-8390•••Email: Rakesh.Pandey@mctx.org**

# OFFICE OF COUNTY AUDITOR
# INHERENT RISK ASSESSMENT REPORT

## COMMISSIONER PRECINCT 3
## JANUARY 21, 2021


**Audit Staff**

Rakesh Pandey, County Auditor, CPA
Janet Browning, Internal Audit Manager, CIA, CFE
Starla Terry, Internal Audit Supervisor

# Montgomery County, Texas
## Office of the County Auditor
**501 North Thompson, Suite 205, Conroe, Texas 77301**
**P. O. Box 539, Conroe, Texas 77305**

**Rakesh Pandey**
**County Auditor**

**Angela H. Blocker**
**1st Assistant County Auditor**


Date: March 23, 2021

To: Commissioner's Court

From: Rakesh Pandey, County Auditor, CPA
Janet Browning, Internal Audit Manager, CIA, CFE

Re: Inherent Risk Assessment Report – Commissioner Precinct 3

---

The Auditor's Office completed a Risk Assessment of Commissioner Precinct 3 in January 2021. Risk Assessments identify the inherent risks associated with controls and the processes and procedures handled within the County offices/departments.

As part of the County Auditor's commitment to ensuring the development of a formal Risk Assessment Program across the County, the results of such efforts will also be included in the development of future annual audit plans. Assessing the risk helps management focus their efforts on identifying and mitigating the highest risk areas. Because management control is not a factor in determining the level of inherent risk, a high degree of inherent risk does not indicate poor management or the absence of controls.

This is the first risk assessment of Commissioner Precinct 3

# INTRODUCTION TO THE RISK ASSESSMENT REPORT FORMAT

**What is Risk Assessment?**
Risk assessment is the systematic process of identifying and evaluating the potential risks that may occur in a business process.

**How does the Risk Assessment process work?**
The risk assessment process includes three steps: data gathering; identification of business process, risk and controls; and inherent risk rating. In data gathering, Internal Audit ("Audit") collects information about the functional area under review to gain an understanding of its objectives, operations, processes and procedures. Audit identifies the business processes in place, the inherent risks for each business process, and the internal control implemented by management. In the last step, Audit rates the risks identified for the business processes by evaluating them based on risk factors and assigning risk ratings.

**How are the risk ratings calculated?**
The risks associated with each business process is described and valued based on likelihood and impact. Likelihood is the probability the risk will occur, whereas impact is the severity of consequences resulting from a breakdown in the process and/or controls if the risk were to occur. When evaluating impact, risk factors include Operations (effectiveness and efficiency) and Compliance (laws and regulations).

In order to obtain a risk rating for the business processes, a numeric value is assigned for likelihood and impact. Risk likelihood was rated on a five-level scale from "1" for very low (remote) to "5" for very high and risk impact was rated on a five-level scale from "A" for insignificant to "E" for catastrophic. The values are plotted on the Risk Rating Matrix to determine the risk rating for the individual business processes.

**How is this report used by the Auditor's Office?**
Audit uses the risk assessment to help develop the audit plan across all County departments. The audit plan will then be tailored to prioritize testing of higher risk areas to ensure proper oversight and review.

**How can this report be used by County Management?**
This report is intended to help management focus their efforts on identifying and mitigating the highest risk areas. This includes the distribution of personnel, implementation of internal controls, and allocation of budget resources.

# EXECUTIVE SUMMARY

**Purpose**

In fiscal year 2019, The Montgomery County Auditor's Office (MCAO) began transitioning to a risk-based method of internal auditing. Under this method, audit activity is directed toward the higher risk areas first. To determine which County offices/departments pose the greatest risk, Audit ranked key departments based on dollar volume. From this ranking, risk assessments will be performed and the results will be included in the development of future annual audit plans.

Risk assessments address the risks associated with the processes and activities handled by the County office/department under review. It requires Audit to gain an understanding of the business objectives, flow of operations, business processes, inherent risks, and the system of internal controls implemented by management. There are three types of risks typically identified and evaluated during a risk assessment:

- Inherent Risk – The risk to an organization in the absence of any actions management might take to alter either the risk's probability or impact (the risks intrinsic to the entity's objectives if no internal controls are implemented).
- Control Risk – The risk that management controls are not efficiently designed or effectively implemented, preventing the organization from meeting its objective and protecting its assets.
- Residual Risk – The risk that remains after management has responded to the risk by implementing controls.

For County offices/departments, Audit will only be rating the inherent risks during the initial risk assessment. From this, a formal audit plan will be developed which will address the higher risk areas first. It should be noted, a new county-wide ERP system is currently in development with completed phases going into operation throughout FY21. Going forward, Audit will update and adjust the audit plan accordingly.

**Scope**

This risk assessment covered the operations of Commissioner Precinct 3 and was limited to the business processes and controls that were in place during the time the risk assessment was being performed.

This was the first risk assessment of Commissioner Precinct 3. As taken from Precinct 3's website,[1] their mission is, "To provide quality Government leadership and service through fiscal responsibility, transparency and diligence."

[1] https://www.precinct3.org/about-us/

**Methodology**
The risk assessment process was performed in three phases: data gathering; identification of business processes, risks and controls; and risk rating. The following provides a brief overview of each phase:

- Data Gathering – Information collected and analyzed about the County office/department under review in order to gain an understanding of its business objectives and operations.
- Identification of Business Processes, Risks and Controls – Determine what business processes are in place, the internal controls implemented by management to mitigate risks, and the inherent risks associated with the processes.
- Inherent Risk Rating – Evaluate the inherent risks and assign risk ratings to the business processes under review.

**High Risk Areas**
Audit rated the risks inherent to the business processes handled by Commissioner Precinct 3 on a four-level scale from low to extreme. To provide visibility into the business processes posing the greatest risk to Commissioner Precinct 3, an average risk rating was calculated for each business process. A summary of the average risk ratings for the business processes is presented in graph form on page 10 of this report. The top two business processes in terms of inherent risk are noted below:

| Business Process | Risk Rating |
|---|---|
| Contracting Authority | High |
| Safety and Health | Extreme |

Overall, Commissioner Precinct 3's inherent risk average as a department is moderate (or medium).

Because management control is not a factor in determining the level of inherent risk, a high degree of inherent risk does not indicate poor management or the absence of controls. Assessing the risk level is a method to help management focus their efforts on identifying and mitigating the highest risk areas. A formal audit plan will be developed in the future and will address the risk levels from the initial Risk Assessment. The audit plan will include testing the higher risk areas noted within this report in order to gain assurance of efficient and effective mitigating controls.

# DETAILED REPORT

Audit performed a risk assessment of the inherent risks associated with the Montgomery County Commissioner Precinct 3's operations in the following three phases:

## Data Gathering

In order to perform an accurate and thorough risk assessment, the first step was becoming familiar with the nature of the department's business activities. To begin this process, Audit requested, reviewed, and/or analyzed the following documents from Commissioner Precinct 3:

1. Comprehensive Annual Financial Reports FY2019
2. Precinct 3 Policies and Procedures:
    a. Cash Handling
    b. Employee / Payroll
    c. Invoicing
    d. Purchasing
    e. Reporting
3. County Purchasing Policy Manual:
    a. County-Owned Supplies and Equipment – Controlled Property
4. County Safety Policy Manual:
    a. Safety Inspection Checklists
5. Information available through the MCTX.Org for Commissioner Precinct 3:
    a. About Commissioner Noack
    b. Identification of Facilities (Centers/Libraries)
    c. Current Road and Traffic Projects

In addition to the documents noted above, Audit reviewed Texas statutes pertaining to Commissioner Precinct 3 and applicable Local Government Codes.

The opening conference included the Chief of Staff, the Manager and Coordinating Assistant of Projects and Logistics, the Administrative Manager, and the Internal Audit Manager. Audit provided an initial meeting packet that included a high level explanation of the risk assessment process, the general reporting process, and a timeline of the risk assessment project from beginning to end.

## Identification of Business Process, Risks and Controls

**Business Process**

A business process can be defined as a group of interrelated activities or tasks that are initiated to accomplish a specific organizational goal. In the context of a risk assessment, business processes include the basic activities used to support operations. Business processes were identified from statutes, local government codes, available policies and procedures, and discussions. Audit

consulted auditing standards for internal and governmental auditors, as well as technical guidance for implementing risk assessments, as needed.

**Risks and Controls**

Inherent risks are those risks that exist in the absence of any actions management might take to mitigate either the risk's probability or impact. In a collaborative exercise with Commissioner Precinct 3, the potential risks and mitigating controls of each business process were identified with a focus on *"what could go wrong in the absence of a control"* resulting in either the failure to meet objectives or in a loss of County funds. Although Audit reviewed controls for reasonableness, the controls were not audited or otherwise validated through audit procedures. Because management control is not a factor in determining the level of inherent risk, a high degree of inherent risk does not indicate poor management or the absence of controls.

The following provides the results of the collaborative exercise between Audit and Commissioner Precinct 3 to identify the inherent risks:

- **Contracting Authority:** May enter into contracts or cooperative agreements with other local governments to accomplish mutually beneficial purposes, with the state for various services, and with private entities for services or supplies. The following chart identifies the sub-processes and the associated inherent risks:

| | |
|---|---|
| Approval Requirement for Counties | Medium |
| Fees (In a broad sense) | High |
| Prohibited Employment of Responsible Governmental Entity Employees (Conflict of Interest) | Extreme |

- **Fiscal Operations:** The general business actions taken to implement operational objectives and budgetary policies such as revenues and expenditures. The following chart identifies the sub-processes and the associated inherent risks:

| | |
|---|---|
| Cash Handling Policy for Rentals (no deposit provided)<br>Vault Procedures<br>Procurement Card | Low |
| Sale or Lease of Real Property<br>Record<br>Fuel Invoicing Procedures<br>Cash Handling Policy for Rentals (misappropriation)<br>Cash Handling Policy for Deposits<br>Inventory Policies & Procedures (inappropriate use of county equipment)<br>Work Order Procedures<br>Fuel Procedures<br>Receipting - LUKE System | Medium |
| Purchasing | High |

- **Personnel:** Personnel related duties and responsibilities. The following chart identifies the sub-processes and the associated inherent risks:

| | |
|---|---|
| On-Call Policies and Procedures | Medium |

- **Road and Bridge:** The construction and maintenance of roads and bridges in the county that are not part of the state highway system. The following chart identifies the sub-processes and the associated inherent risks:

| | |
|---|---|
| Funding<br>Construction Improvement and Repair of Streets and Municipalities | Low |
| Powers and Duties of Ex Officio Road Commissioners<br>General Authority of Commissioners Court | Medium |
| Local Contributions | High |

- **Safety and Health:** The general responsibility to ensure the health and safety of the public and employees. The following chart identifies the sub-processes and the associated inherent risks:

| | |
|---|---|
| Safety and Health Procedures - Training and Certification<br>Safety Inspection Checklists | Extreme |

Commissioner Precinct 3's management and staff was very engaging and dedicated to improving all aspects of their processes.

## Inherent Risk Rating

With the cooperation of Commissioner Precinct 3, Audit evaluated the associated risks for each business process by rating the risks based on likelihood and impact. Likelihood is the probability the risk will occur, whereas impact is the severity of consequences resulting from a breakdown in the process and/or controls if the risk were to occur. When evaluating impact, risk factors included the Operations (effectiveness and efficiency) and Compliance (laws and regulations).

Risk likelihood was rated on a five-level scale from very low (remote) to very high and risk impact was rated on a five-level scale from insignificant to catastrophic. The resulting scores were then used to determine the inherent risk ratings for each business process using our Risk Rating Matrix below:

**Risk Rating Matrix**

| Risk Impact | Very Low (1) | Low (2) | Moderate (3) | High (4) | Very High (5) |
|---|---|---|---|---|---|
| Catastrophic (E) | Medium risk | High risk | [illegible] | [illegible] | [illegible] |
| Major (D) | Medium risk | Medium risk | High risk | [illegible] | [illegible] |
| Significant (C) | Low risk | Medium risk | Medium risk | High risk | [illegible] |
| Minor (B) | Low risk | Low risk | Medium risk | Medium risk | High risk |
| Insignificant (A) | Low risk | Low risk | Low risk | Low risk | Medium risk |

Risk Likelihood

Inherent Risk is the sum of Likelihood and Impact and represents the risk that an activity would pose if no controls were in place. Using Audit's Risk Rating Matrix, the inherent risk for each business process was rated on a four-level scale as follows:

| Inherent Risk Rating | Description |
|---|---|
| Low | The risk of loss is remote, or if a loss were to occur it would have no impact on the department and/or County |
| Medium | There is an average risk of loss. If a loss were to occur it would likely have a moderate impact on the department and/or County |
| High | The activity could potentially result in a significant loss to the department and/or County. However, the resulting loss, while significant, would not threaten the County in the long term. |
| Extreme | The activity could lead to significant and harmful loss to the department and/or County |

**Summary of Results**

To provide visibility into the business processes which pose the greatest risk to Commissioner Precinct 3, the following graph depicts the results:

| Inherent Risk of Control Failure | | | | |
|---|---|---|---|---|
| **Business Process** | **Low** | **Medium** | **High** | **Extreme** |
| Contracting Authority | | | | |
| Fiscal Operation | | | | |
| Personnel | | | | |
| Road and Bridge | | | | |
| Safety and Health | | | | |

| **Commissioner Precinct #3 Inherent Risk Average:** | Medium |
|---|---|

Overall, there is a moderate (medium) risk level of control failure present

Because management control is not a factor in determining the level of inherent risk, a high degree of inherent risk does not indicate poor management or the absence of controls. Assessing the risk level is a method to help management focus their efforts on identifying and mitigating the highest risk areas. A formal audit plan will be developed in the future and will address the risk levels from the initial Risk Assessment. The audit plan will include testing the higher risk areas noted within this report in order to gain assurance of efficient and effective mitigating controls.

# Commissioner Precinct 3 - Organization Chart

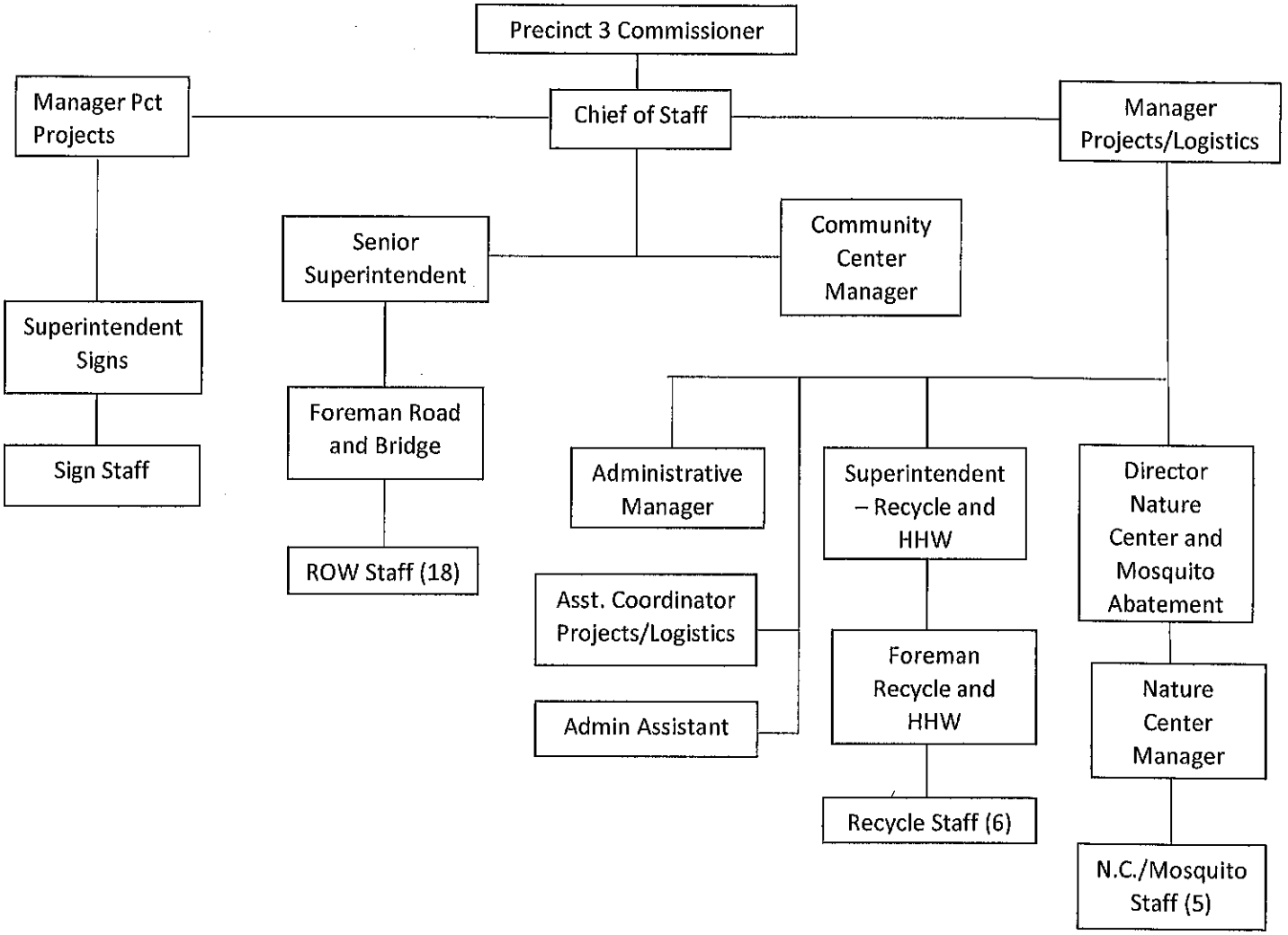

**Areas of Potential Concern/Opportunities for Improvement**

- Precinct 3 identified an opportunity for improvement in regards to Community Center rental deposit checks which are held until after the event is over. At the close of the assessment, Precinct 3 is working in conjunction with Internal Audit in finding appropriate methods to handle these deposits.

Audit will include a review of the above noted Opportunities for Improvement in future audit plans.