MONTGOMERY COUNTY, TEXAS

Monthly Report to Commissioners Court and District Judges

For the 6 Months Ended
March 31, 2023

This page left blank intentionally.

MONTGOMERY COUNTY, TEXAS

MONTHLY REPORT TO COMMISSIONERS COURT AND DISTRICT JUDGES

Prepared by

THE MONTGOMERY COUNTY AUDITOR'S OFFICE
Rakesh Pandey, CPA
County Auditor

Information is presented based on ledger balances and entries posted through April 12, 2023 for the month ended March 31, 2023. This is unaudited information.

This page left blank intentionally.

MONTGOMERY COUNTY, TEXAS
Monthly Report to Commissioners Court and District Judges
As of March 31, 2023

TABLE OF CONTENTS

	Page
County Auditor's Letter of Transmittal	1
Report of Cash Balances	2
Summary of Changes in Fund Balance, All Funds	3
Schedule of Expenditures - All Departments - Budget and Year-to-Date Actual	4-7
Schedule of Bond Indebtedness	8
Other Information of Interest	9

Montgomery County, Texas
Office of the County Auditor
501 North Thompson, Suite 205, Conroe, Texas 77301
P. O. Box 539, Conroe, Texas 77305

Rakesh Pandey, CPA
County Auditor

Angela H. Blocker
1st Assistant County Auditor

April 25, 2023

The Board of District Judges
The Commissioners' Court
Montgomery County, Texas

Honorable Judges and Commissioners:

The required Monthly Report of Montgomery County, Texas is submitted herewith for the period from March 1, 2023 through March 31, 2023. This report was prepared by the County Auditor in compliance with Chapter 114 Section 025 of the Local Government Code.

This Monthly Report presents several segments: **Report of Cash Balances, Summary of Changes in Fund Balance, Schedule of Expenditures, Schedule of Indebtedness**, and **Other Information**. Included in the Report of Cash Balance are a listing of account balances held by the County. The Summary of Changes in Fund Balance report the aggregate fund balance in each County fund. The Budget Status section is comprised of a Schedule of Expenditures for all departments showing the adjusted budget, the current month's actual activity, the activity for the year to date, current encumbrances and the remainder in the budget. The Schedule of Indebtedness includes a list of County's outstanding bonded debt and capital leases.

This report is designed to provide a general overview of Montgomery County's finances for the District Judges and Commissioners' Court as prescribed in Chapter 114 Section 025 of the Local Government Code. However, the reader should note that the report does not include those disclosures associated with, and usually made a part of, audited financial statements. Questions concerning any of the information provided in this report or requests for additional financial information should be addressed to the Montgomery County Auditor, P.O. Box 539, Conroe, Texas 77305-0539.

Respectfully submitted,

Rakesh Pandey
Montgomery County Auditor

RP/sb

This page left blank intentionally.

MONTGOMERY COUNTY, TEXAS
Report of Cash & Investment Balances - County's Depository
For the 6 Months Ended March 31, 2023

	Balance
Cash - County	367,914,604
Cash - Montgomery County Toll Road Authority	1,871,293
Certificates of Deposits - County	-
Total Cash Balance	**$ 369,785,897**

	Balance
Investments - County	120,646,084
Investments - Montgomery County Toll Road Authority	36,173,276
Total Investments	**$ 156,819,360**

MONTGOMERY COUNTY, TEXAS
Summary of Changes in Fund Balance - All Funds
For the 6 Months Ended March 31, 2023

Fund	Fund Description	Fund Bal, March 1, 2023	Revenues/Other Financing Sources	Expenditures/Other Financing Uses	Fund Balance, March 31, 2023
	ENTITY 1				
100	General Fund	$ 284,327,590	$ 13,296,841	$ 24,349,344	$ 273,275,087
200	Road & Bridge	46,385,725	1,240,072	3,601,306	44,024,490
201	Worthless Check	20,714	-	-	20,714
202	Forfeitures	1,580,905	-	8,864	1,572,041
203	Jail Commissary	1,270,404	-	211,254	1,059,150
204	Law Library	537,056	59,535	19,447	577,144
205	Pre-Trial Diversion	45,158	1,800	1,142	45,816
206	County Clerk Records Mgt and Pres	2,370,115	195,395	32,643	2,532,868
207	County Records Management	53,650	2,355	-	56,005
208	District Clerk Records Mgt & Pres	493,737	48,416	1,040	541,113
209	Distict Clerk Records Preservation	228,656	280	59,123	169,813
210	County & District Courts Digital Pres	565,804	190	-	565,994
211	County & District Court Technology	31,337	2,686	244	33,779
212	Court Guardianship	31,320	10,230	-	41,550
213	Court Reporter Service	381,834	43,520	10,169	415,185
214	Courthouse Security County/Dist	228,538	57,986	1,129	285,394
215	Courthouse Security JP	398,070	22,339	19,361	401,048
216	Justice Court Technology	443,921	18,483	9,428	452,976
217	Juvenile Case Manager	(127,875)	1,282	27,473	(154,067)
218	CC Vital Records Preservation	75,283	4,502	39	79,746
219	Contract Election Service	(1,168,363)	-	64,646	(1,233,009)
220	Grants	87,221,638	256,869	3,460,959	84,017,548
221	HAVA	231,508	-	-	231,508
222	Joe Corely Pass-Thru	-	-	-	-
224	Court Facility Fee	171,261	33,560	2,003	202,818
225	Language Access	63,711	12,957	-	76,668
300	Debt Service	17,830,991	-	806	17,830,185
400	Local Capital Projects	5,888,501	-	1,214,013	4,674,487
401	C/P Revenue Toll Bonds 10	5,540,974	-	-	5,540,974
402	C/P Certificates of Obligation 2012	1,898	-	-	1,898
403	C/P Pass Thru Toll Projects	8,234,814	-	25,342	8,209,472
404	C/P Road Bonds 2016	9,712	-	-	9,712
405	C/P Road Bonds 2016A	11,675	-	-	11,675
406	C/P Road Bonds 2018	20,148	-	37,051	(16,903)
407	C/P Road Bonds 2018B	39,483,443	237,489	3,014,156	36,706,776
408	C/P Sheriff Projects	1,390,307	-	281,908	1,108,399
421	Road Bond Pass-Through	-	-	-	-
500	Self Insurance	(4,842,105)	3,722,742	306,883	(1,426,246)
501	Workers Compensation	3,317,066	38,805	21,147	3,334,725
502	Property/Casualty	(468,717)	27,824	70,345	(511,239)
	ENTITY 2				
100	General Fund	(33,599,008)	753	-	(33,598,256)
101	249 Operations	42,290,267	-	4,955,373	37,334,894
300	Debt Service	265,387	-		265,387
	Total - All Funds	$ 511,237,049	$ 19,336,911	$ 41,806,640	$ 488,767,321

MONTGOMERY COUNTY, TEXAS
Schedule of Expenditures - All Departments
Budget and Year-to-Date Actual for the 6 Months Ended March 31, 2023

	Adjusted Budget	Current Month Actual	Year-to-Date Actual	Encumbrances	Unexpended Budget
100 GENERAL FUND					
10 General Government					
2000 County Judge	690,090	54,858	347,754	-	342,336
2100 Human Resources	730,005	55,047	334,930	-	395,075
2101 Civil Service	4,610	725	825	-	3,785
2200 Risk Management	1,027,381	72,408	440,900	-	586,481
2300 County Clerk	3,361,592	214,706	1,359,240	400	2,001,952
250* Elections Administrator	2,361,906	107,839	1,506,896	-	855,010
2600 Information Technology	12,141,889	744,795	7,287,691	322,015	4,532,183
3000 Building Custodial Services	3,843,534	264,833	1,594,749	218	2,248,567
3100 Building Maintenance	9,671,448	719,188	4,829,699	183,827	4,657,922
3200 Other	549,909	-	-	-	549,909
3210 Non-Departmental	13,037,099	724,186	1,753,968	18,939	11,264,192
3211 Contingency	231,864	-	-	-	231,864
4001 Permits	591,878	48,179	284,330	-	307,547
Total General Government	48,243,205	3,006,763	19,740,982	525,399	27,976,824
20 Financial Administration					
2302 Court Collections	380,081	33,343	199,651	-	180,430
3210 Non-Departmental	7,521,634	2,840,584	2,840,584	56,000	4,625,050
3300 Purchasing Agent	1,208,227	91,728	554,905	1,296	652,026
3400 County Auditor	2,630,148	209,603	1,187,312	-	1,442,836
3500 Budget Office	500,961	39,653	220,306	-	280,654
3600 County Treasurer	619,887	41,153	296,609	(1,075)	324,353
370* Tax Assessor/Collector	5,735,707	467,924	2,606,574	8,108	3,121,026
3800 Payroll	601,284	45,579	277,136	-	324,148
Total Financial Administration	21,828,076	3,769,568	8,183,077	64,329	13,580,671
30 Health and Human Services					
2400 Veterans Service	385,247	29,327	173,652	65	211,530
3200 Other	1,500,045	7,500	962,320	-	537,725
3210 Non-Departmental	-	-	-	-	-
3250 Child Welfare	121,000	3,557	34,131	-	86,869
4000 Environmental Health	2,154,041	181,183	1,050,380	325	1,103,335
4100 Animal Services	6,117,206	559,689	2,603,660	183,589	3,329,957
4200 Forensic Services	2,887,065	208,231	1,222,562	-	1,664,503
4300 MCCD County	309,553	24,113	139,443	-	170,111
4600 Extension Agents	847,528	61,945	378,547	-	468,981
Total Health and Human Services	14,321,686	1,075,545	6,564,696	183,979	7,573,011
40 Culture and Recreation					
3200 Other	-	-	-	-	-
3240 Historical Commission	30,000	-	14,450	-	15,550
3242 Heritage Museum	15,000	-	11,250	3,750	-
4400 Convention Center	1,074,544	84,590	491,765	(1,385)	584,164
4401 Fairgrounds/EXPO Center	45,000	-	18,005	-	26,995
4500 Memorial Library	11,450,398	832,256	4,682,898	63,326	6,704,174
Total Culture and Recreation	12,614,942	916,846	5,218,368	65,691	7,330,883

MONTGOMERY COUNTY, TEXAS
Schedule of Expenditures - All Departments
Budget and Year-to-Date Actual for the 6 Months Ended March 31, 2023

	Adjusted Budget	Current Month Actual	Year-to-Date Actual	Encumbrances	Unexpended Budget
50 Law Enforcement & Corrections					
3200 Other	60,469	-	-	-	60,469
3210 Non-Departmental	329,593	-	-	-	329,593
3230 Department of Public Safety	305,958	23,430	139,642	-	166,316
51* District Attorney	14,024,694	1,121,300	6,638,006	16,560	7,370,128
5200 Office of Homeland Security	1,010,656	60,762	396,807	30,901	582,949
530* Fire Marshal	2,567,015	196,689	1,142,003	23,701	1,401,311
540* Juvenile Probation	7,177,052	398,851	2,678,719	10,716	4,487,617
550* Adult Probation	54,454	325,636	2,042,321	-	(1,987,867)
56* Commissions	545,743	20,075	133,119	65,140	347,485
6* Sheriff	76,929,786	6,045,596	34,876,358	722,326	41,331,102
6601 Jail	28,871,780	2,306,190	14,264,453	47,500	14,559,827
7100 Constable Precinct 1	6,059,999	503,530	2,986,301	38,563	3,035,134
7200 Constable Precinct 2	3,230,244	262,064	1,417,493	1,259	1,811,492
7300 Constable Precinct 3	8,362,695	626,458	3,463,025	122,118	4,777,551
7400 Constable Precinct 4	6,029,850	502,229	2,838,666	8,344	3,182,840
7500 Constable Precinct 5	5,002,338	438,666	2,712,211	23,820	2,266,308
Total Law Enforcement & Corrections	160,562,327	12,831,476	75,729,124	1,110,949	83,722,255
60 Legal and Judicial					
2700 District Clerk	4,233,882	326,304	1,935,854	-	2,298,028
280* County Attorney	4,087,111	297,943	1,842,352	-	2,244,759
3210 Non-Departmental	-	29	59	-	(59)
3220 Alternate Dispute Resolution	162,000	38,375	90,295	-	71,705
8000 2nd Judicial Region	-	14,601	86,525	-	(86,525)
8100 Court Operations	9,924,875	103,177	575,984	16,284	9,332,607
8101 Indigent Defense - Criminal	-	513,192	2,797,408	1,938,415	(4,735,823)
8102 Indigent Defense - Civil	-	92,590	536,231	-	(536,231)
8103 Office of Court Administration	1,066,533	57,479	291,144	-	775,388
8210 County Court at Law 1	546,236	42,258	262,822	-	283,413
8220 County Court at Law 2	1,056,125	81,700	481,282	-	574,843
8230 County Court at Law 3	894,378	68,984	394,343	-	500,035
8240 County Court at Law 4	570,316	41,171	286,350	-	283,966
8250 County Court at Law 5	580,249	50,267	272,974	-	307,275
8260 County Court at Law 6	693,805	55,065	319,371	-	374,434
8310 9th District Court	410,694	32,641	190,449	-	220,245
8320 221st District Court	581,758	61,071	365,691	-	216,068
8330 284th District Court	725,843	53,885	331,998	-	393,845
8340 359th District Court	481,283	36,363	226,301	-	254,983
8350 410th District Court	746,488	53,819	333,948	-	412,540
8360 418th District Court	757,418	59,210	356,277	-	401,141
8370 435th District Court	413,237	44,186	258,736	-	154,502
8380 457th District Court	649,848	51,133	314,187	-	335,661
8401 Drug Court	696,096	48,155	250,265	388	445,444
8402 DWI Drug Court	303,042	24,285	127,422	-	175,620

MONTGOMERY COUNTY, TEXAS
Schedule of Expenditures - All Departments
Budget and Year-to-Date Actual for the 6 Months Ended March 31, 2023

	Adjusted Budget	Current Month Actual	Year-to-Date Actual	Encumbrances	Unexpended Budget
60 Legal and Judicial, (cont'd.)					
8403 Mental Health Court Service	410,391	24,632	177,875	-	232,516
8510 Justice of the Peace Precinct 1	1,164,477	78,809	488,926	-	675,551
8520 Justice of the Peace Precinct 2	725,637	54,419	314,004	-	411,633
8530 Justice of the Peace Precinct 3	1,422,172	91,856	586,704	87	835,381
8540 Justice of the Peace Precinct 4	1,112,540	89,972	497,979	-	614,561
8550 Justice of the Peace Precinct 5	721,664	56,724	303,025	(68)	418,708
Total Legal and Judicial	**35,138,098**	**2,725,310**	**15,296,779**	**1,955,106**	**17,886,213**
70 Transportation					
5000 Airport	1,030,025	62,698	489,388	863	539,774
5050 Customs Facility	343,839	6,811	146,410	6,598	190,831
5060 Airport Resc/Firefighting (ARF)	10,600	-	4,037	-	6,563
Total Transportation	**1,384,464**	**69,509**	**639,835**	**7,461**	**737,167**
80 Capital Projects					
2600 Information Technology	-	28,393	55,597	-	(55,597)
Total Transportation	**-**	**28,393**	**55,597**	**-**	**(55,597)**
TOTAL GENERAL FUND	**294,092,797**	**24,423,409**	**131,428,456**	**3,912,913**	**158,751,427**
SPECIAL REVENUE FUNDS					
200 Road and Bridge Fund	59,234,706	3,601,306	18,386,881	3,277,897	37,569,927
201 Worthless Checks Fund	2,127	-	35	-	2,092
202 Forfeitures Fund	1,381,178	8,864	393,585	23,375	964,217
203 Sheriff Commissary Fund	2,638,936	211,254	1,316,375	205,046	1,117,515
204 Law Library Fund	398,413	19,447	168,033	777	229,603
205 Pre-Trial Diversion Fund	58,675	1,142	8,157	-	50,518
206 Records Management and Preservation	636,539	32,643	275,174	272	361,093
207 Records Management County Fund	255,385	-	-	-	255,385
208 Records Management District Clerk Fund	106,268	1,040	5,603	-	100,665
209 District Clerk Records Preservation Fund	60,000	59,123	59,123	-	877
211 Court Technology County and District Fund	34,650	244	3,743	-	30,907
212 Court Guardianship Fund	70,000	-	400	-	69,600
213 Court Reporter Service Fund	177,865	10,169	57,492	-	120,373
214 Courthouse Security Fund	275,000	1,129	5,909	-	269,091
215 Justice Court Building Security Fund	198,547	19,361	62,821	-	135,726
216 Justice Court Technology Fund	132,996	9,428	63,413	-	69,583
217 Juvenile Case Manager Fund	324,724	27,473	157,611	-	167,112
218 Vital Records Preservation Fund	17,100	39	9,712	-	7,388
219 Contract Elections Fund	-	64,646	617,474	12,092	(629,567)
220 Grants Fund *	218,424,137	3,460,959	26,466,172	20,442,830	171,515,135
221 HAVA Grant Fund	-	-	52,358	-	(52,358)
222 Joe Corley Pass Through Fund	12,000,000	-	14,045,876	-	(2,045,876)
224 Court Facility Fee	21,175	2,003	18,256	-	2,919
TOTAL SPECIAL REVENUE FUNDS	296,448,420	7,530,271	62,174,204	23,962,290	210,311,926

* Grants Fund Adjusted Budget is Life-to-Date

MONTGOMERY COUNTY, TEXAS
Schedule of Expenditures - All Departments
Budget and Year-to-Date Actual for the 6 Months Ended March 31, 2023

	Adjusted Budget	Current Month Actual	Year-to-Date Actual	Encumbrances	Unexpended Budget
DEBT SERVICE FUND					
Debt Service Fund	43,722,532	806	33,407,084	-	10,315,448
TOTAL DEBT SERVICE FUND	**43,722,532**	**806**	**33,407,084**	**-**	**10,315,448**
INTERNAL SERVICE FUNDS					
500 Self-Insurance Medical	-	306,883	21,387,664	-	(21,387,664)
501 Self-Insurance Workers Compensation	-	21,147	339,494	-	(339,494)
502 Self-Insurance Accident and Liability	-	70,345	1,090,097	(150)	(1,089,947)
TOTAL INTERNAL SERVICE FUNDS	**-**	**398,375**	**22,817,255**	**(150)**	**(22,817,105)**
ENTERPRISE FUNDS					
Montgomery County Toll Road Authority	18,667,671	4,955,373	7,875,832	3,952,678	6,839,160
TOTAL ENTERPRISE FUNDS	18,667,671	4,955,373	7,875,832	3,952,678	6,839,160
TOTAL ALL FUNDS	**652,931,421**	**37,308,234**	**257,702,833**	**31,827,731**	**363,400,857**

MONTGOMERY COUNTY, TEXAS
Schedule of Indebtedness
As of March 31, 2023

	Interest Rate (%)	Issue Date	Maturity Date	Balances Outstanding
GENERAL OBLIGATION BONDS:				
Refunding Bonds, Series 2014A	5.00	2014	2025	38,720,000
Refunding Bonds, Series 2016	4.25-5.25	2016	2032	58,925,000
Road Bonds, Series 2016	4.25-5.25	2016	2041	48,805,000
Refunding Bonds, Series 2016A	3.00-5.00	2016	2030	25,580,000
Road Bonds, Series 2016A	4.00-5.00	2016	2042	65,455,000
Road Bonds, Series 2018	4.00-5.00	2018	2043	40,220,000
Road Bonds, Series 2018B	3.50-5.00	2018	2040	86,640,000
Refunding Bonds, Series 2018	4.00	2018	2030	26,965,000
Refunding Bonds, Series 2020	4.00-5.00	2021	2032	20,240,000
Refunding Bonds, Series 2021	4.00-5.00	2022	2032	7,765,000
TOTAL GENERAL OBLIGATION BONDS PAYABLE				419,315,000
CERTIFICATES OF OBLIGATION:				
Series 2010B	3.00-5.40	2010	2039	22,350,000
TOTAL CERTIFICATES OF OBLIGATION				22,350,000
TOTAL BONDED DEBT				**441,665,000**
OTHER INDEBTEDNESS:				
CAPITAL LEASES				**13,412,531**
MONTGOMERY COUNTY TOLL ROAD AUTHORITY:				
Senior Lien Toll Revenue Bonds, Series 2018	5.00	2018	2048	87,680,000
TOTAL DEBT FOR MONTGOMERY COUNTY TOLL ROAD AUTHORITY				**87,680,000**
TOTAL INDEBTEDNESS				**$ 542,757,531**

Reconciliation of Cash and Investment Balances
County General Ledger to Statement of Balances
For the Month Ended March 31, 2023

	Cash	Investment
General Ledger Balance	369,785,897	156,819,360
Additions:		
Accounts Classified as Investments for Treasurer but Cash for County		
Amounts journalized in following month - County Custodial Accounts controlled by Treasurer	3,012,834	5
Subtractions:		
Accounts Classified as Investments for Treasurer but Cash for County	(5)	
Accounts not handled by Treasurer		
SIT Escrow	(517,455)	
County Attorney Discretionary	(139,009)	
District Attorney State Admin	(8,851)	
County Attorney State Admin	(10,715)	
Forfeitures Fund	(1,645,313)	
Jail Commissary	(1,845,092)	
Contract Election Fund	(2,646,338)	
Elections Chap 19	(0)	
Joe Corley	(0)	
Constables Special Accounts	(157,222)	
Cash on Hand (various funds)	(34,580)	
Amounts journalized in following month - County	(9,836,023)	4,374,357
	355,958,128	161,193,722
Statement of Balances	355,958,128	161,193,722
Variance	0	0

Any variance exists due to rounding of amounts

MONTGOMERY COUNTY, TEXAS
Other Information of Interest
As of March 31, 2023

	APPENDIX
COUNTY AUDITOR STAFFING CHANGES	A
ENTERPRISE RESOURCE PLANNING SOFTWARE - STATUS UPDATE	B
REPORTS COMPLYING WITH LOCAL GOVERNMENT CODE 114.023	C
REPORTS COMPLYING WITH LOCAL GOVERNMENT CODE 114.024	D
FY 2022 COMPREHENSIVE ANNUAL FINANCIAL REPORT	E
FY 2022 SINGLE AUDIT	F
COMPLETED AUDITS	G
COUNTY TOLL ROAD AUTHORITY - FINANCIAL REPORT	H
MONTHLY UTILITY COST	I

CORRECTED

PAYROLL CHANGE REQUEST FORM

SIGNED ORIGINAL MUST BE RECEIVED IN THE COUNTY BUDGET OFFICE BY 8:00 A.M. ON THE MONDAY ONE WEEK PRIOR TO THE MONDAY OF COMMISSIONERS COURT

COURT PACKET #

SECTION A: TO BE COMPLETED BY THE REQUESTING DEPARTMENT. Fill out all areas in Section A

EMPLOYEE NAME:	Kayla Kelley	EMPLOYEE NO:	14700
REQUESTOR (PRINT NAME):	Angela Blocker	EFFECTIVE DATE:	4/11/2023
AUTHORIZED SIGNATURE:		TCOLE DATE:	PID#:

	FROM	TO
DEPARTMENT (ORG) # - GHR POSITON #	3400-2433	
DEPARTMENT NAME	County Auditor	
POSITION	AP Ast-Audit	

EMPLOYEE STATUS
Full Time: 30 or more hours weekly
Part Time: 29 hours or less weekly
Temp: Duration of hire not to exceed 1 year
Seasonal: Duration of hire is a maximum of 6 months

	FROM	TO
	[x] FULL TIME [ ] PART TIME	[ ] FULL TIME [ ] PART TIME
	[x] REGULAR [ ] TEMP [ ] SEASONAL	[ ] REGULAR [ ] TEMP [ ] SEASONAL

	FROM	TO
BASE PAY:	$ 20.35 [x] HOURLY [ ] ANNUAL	[ ] HOURLY [ ] ANNUAL
SALARY SUPPLEMENT:	[ ] HOURLY [ ] ANNUAL	[ ] HOURLY [ ] ANNUAL
TOTAL BASE PAY:	$ 20.35 [x] HOURLY [ ] ANNUAL	$ - [ ] HOURLY [ ] ANNUAL

MONTGOMERY CO AUDITOR
APR 11 2023 AM 11:42

	FROM	TO
LONGEVITY	[ ] HOURLY [ ] ANNUAL	[ ] HOURLY [ ] ANNUAL
CERTIFICATION	[ ] HOURLY [ ] ANNUAL	[ ] HOURLY [ ] ANNUAL
STIPEND	[ ] HOURLY [ ] ANNUAL	[ ] HOURLY [ ] ANNUAL
TOTAL PAY:	$ 20.35 [x] HOURLY [ ] ANNUAL	$ - [ ] HOURLY [ ] ANNUAL
CELL PHONE ALLOWANCE	[ ] BI-WEEKLY	[ ] BI-WEEKLY

DIRECT SUPERVISOR IN GHR IS: Angie Blocker

[ ] REPLACEMENT FOR _____ OR [ ] NEW POSITION

REASON FOR CHANGE(S):

- [ ] NEW HIRE
- [ ] RE - HIRE
- [ ] NEWLY ELECTED OFFICIAL
- [ ] PROMOTION
- [ ] DEMOTION
- [ ] TRANSFERRED
- [x] RESIGNED
- [ ] DISCHARGED
- [ ] JOB ABANDONMENT
- [ ] LAID OFF
- [ ] RETIRED
- [ ] DISABILITY RETIREMENT - MEDICAL
- [ ] DECEASED
- [ ] TERM OF OFFICE ENDED
- [ ] STATUS CHANGE
- [ ] JOB RE-CLASSIFICATION
- [ ] MERIT INCREASE
- [ ] PROBATIONARY PERIOD COMPLETED
- [ ] BRIDGE TIME
- [ ] STEP INCREASE
- [ ] UNPAID LEAVE OF ABSENCE
- [ ] RETURN FROM UNPAID LEAVE OF ABSENCE
- [ ] UNPAID FMLA/DISABILITY LEAVE
- [ ] RETURN FROM UNPAID FMLA/DISABILITY LEAVE
- [ ] MILITARY LEAVE
- [ ] OTHER
- [x] CORRECTION
- [ ] COMMENTS

DEPARTMENT INITIATED IN GHR [x]

SECTION B: TO BE COMPLETED BY THE COUNTY BUDGET OFFICE

CURRENT FY BUDGETED SALARY: SALARY ANNUALIZED: ANNUAL BUDGETED HOURS:

APPROVAL BY COMMISSIONER'S COURT REQUIRED: [ ] YES [ ] NO

SALARY SUPPLEMENT CODE REQUIRED: [ ] YES [ ] NO

REVIEWED BY:

EFFECTIVE DATE IS ON OR AFTER THE REQUIRED COMMISSIONERS COURT DATE: [ ] YES [ ] NO

SECTION C: TO BE COMPLETED BY HUMAN RESOURCES

POSITION COVERED BY CIVIL SERVICE [ ] YES [ ] NO EFFECTIVE _____

FLSA [ ] EXEMPT [ ] NON-EXEMPT

DATE APPROVED BY COMMISSIONERS COURT: (if needed) _____ [ ] CONSENT [ ] OPEN [ ] A/P

CO JUDGE	COMM PCT #1	COMM PCT #2	COMM PCT #3	COMM PCT #4
_____	_____	_____	_____	_____

DO NOT MODIFY THIS FORM

Executive summary

- Key status points

Phase 1/Phase 2:

Issue review meetings are monthly now. Resource has been found for the technical work that Michael Howard has asked for. Design specifications are being worked on.

Phase 3

CRP will occur 04/11-04/13 on site at MCTX. Michele & Theresa will be on site.

Phase 4

Weekly calls are being held for LMS with Patrick Matyja (CSM for LMS) from Infor with MCTX team.

Copyright © 2018. Infor. All Rights Reserved. (4)

MONTGOMERY COUNTY, TEXAS

Monthly Unaudited Financial Report

For the 5 Months Ended
February 28, 2023

This page left blank intentionally.

MONTGOMERY COUNTY, TEXAS

MONTHLY UNAUDITED FINANCIAL REPORT

Prepared by

THE MONTGOMERY COUNTY AUDITOR'S OFFICE
Rakesh Pandey, CPA
County Auditor

Information is presented based on ledger balances and entries posted through March 14, 2023 for the month ended February 28, 2023. This is unaudited information.

This page left blank intentionally.

MONTGOMERY COUNTY, TEXAS
Unaudited Monthly Financial Report
As of February 28, 2023

TABLE OF CONTENTS

	Page
County Auditor's Letter of Transmittal	i
FINANCIAL STATEMENTS	
Consolidated Balance Sheet, Governmental Funds and Montgomery County Toll Road Authority Enterprise Fund	2
Changes in Fund Balance, Governmental Funds and Montgomery County Toll Road Authority Enterprise Fund	3
Statement of Net Position - Internal Service Funds	4
Statement of Changes in Net Position - Internal Service Funds	5
BUDGET STATUS	
Schedule of Expenditures - All Departments - Budget and Year-to-Date Actual	8-11
SCHEDULES	
Schedule of Revenues and Expenses - Montgomery County Toll Road Authority	13
Transfers In and Out - By Fund	14
Schedule of Bond Indebtedness	15
Schedule of Bond Indebtedness - Montgomery County Toll Road Authority	16
Reconciliation of Cash and Investment Balances	17

Montgomery County, Texas
Office of the County Auditor
501 North Thompson, Suite 205, Conroe, Texas 77301
P. O. Box 539, Conroe, Texas 77305

Rakesh Pandey, CPA
County Auditor

Angela H. Blocker
1st Assistant County Auditor

March 22, 2023

The Commissioners' Court
Montgomery County, Texas

Honorable Commissioners:

The unaudited and unadjusted Monthly Financial Report of Montgomery County, Texas and the Montgomery County Toll Road Authority is submitted herewith for the period from February 1, 2023 through February 28, 2023. This report was prepared by the County Auditor in compliance with Chapter 114 Section 023 of the Local Government Code.

The Monthly Financial Report is presented in three sections: **Financial Statements**, **Budget Status**, and **Schedules**. Included in the Financial Statements are a Consolidated Balance Sheet and a Statement of Changes in Fund Balance. These statements report on all funds of the County. The Budget Status section is comprised of a Schedule of Expenditures for all departments showing the adjusted budget, the current month's actual activity, the activity for the year to date, current encumbrances and the remainder in the budget. The Schedules section includes a Schedule of Bonded Debt and a Schedule of Transfers to and from each fund.

This report is designed to provide a general overview of Montgomery County's finances for all those with an interest in the County's finances at a specific point during the fiscal year. However, the reader should note that the report does not include those disclosures associated with, and usually made a part of, audited financial statements. Questions concerning any of the information provided in this report or requests for additional financial information should be addressed to the Montgomery County Auditor, P.O. Box 539, Conroe, Texas 77305-0539.

Respectfully submitted,

Rakesh Pandey
Montgomery County Auditor

RP/sb

This page left blank intentionally.

FINANCIAL STATEMENTS

(unaudited)

MONTGOMERY COUNTY, TEXAS
Consolidated Balance Sheet
Governmental Funds and Montgomery County Toll Road Authority Enterprise Fund
For the 5 Months Ended February 28, 2023

	Total Governmental Funds	Montgomery County Toll Road Authority	Total
Assets:			
Cash	$ 426,164,160	$ 941,917	$ 427,106,077
Investments, at Fair Value	115,616,974	36,991,577	152,608,551
Restricted Cash	-	-	-
Receivables:			
Taxes (net)	10,228,203	-	10,228,203
Interest	-	-	-
Accounts (net)	66,859,096	-	66,859,096
Other Receivables	-	-	-
Due From Other Funds	1,878,873,241	462,942,732	2,341,815,973
Due From Other Entities	2,292,244	4,103,229	6,395,473
Due From Other Governments	-	-	-
Loans Receivable	-	-	-
Inventory, at Cost	-	-	-
Prepaid Items	862,148	-	862,148
Capital Assets, net of accumulated depreciation	-	67,727,787	67,727,787
Total Assets	2,500,896,066	572,707,242	3,073,603,308
LIABILITIES AND FUND BALANCES (NET POSITION):			
Current Liabilities:			
Accounts Payable	3,257,405	-	3,257,405
Other Payables	12,215,302	182,667	12,397,969
Due to Other Funds	1,882,084,221	462,942,732	2,345,026,953
Due to Other Entities	255,748	6,139,724	6,395,472
Due to Other Governments	10,315	-	10,315
Unearned Revenue	213,204,374	-	213,204,374
Deferred Inflows	2,671,919	-	2,671,919
Revenue Bonds Payable	-	87,680,000	87,680,000
Unamortized Premium on Bonds	-	6,973,668	6,973,668
Total liabilities	2,113,699,284	563,918,791	2,677,618,075
Fund Balances (Net Position):			
Net investment in capital assets	-	67,727,787	67,727,787
Reserved	223,567,998	-	223,567,998
Unreserved	163,628,784	(58,939,336)	104,689,448
Total Fund Balances (Net Position)	387,196,782	8,788,451	395,985,233
TOTAL LIABILITIES AND FUND BALANCES (NET POSITION)	$ 2,500,896,066	$ 572,707,242	$ 3,073,603,308

MONTGOMERY COUNTY, TEXAS
Statement of Changes in Fund Balance
Governmental Funds and Montgomery County Toll Road Authority Enterprise Fund
For the Month Ended February 28, 2023

	General Fund	Special Revenue Funds	Debt Service Funds	Capital Project Funds	Montgomery County Toll Road Authority	Total All Funds
Fund Bal, February 1, 2023	$ 180,808,878	$ 130,476,730	$ 36,105,120	$ 64,958,834	$ 7,343,354	$ 419,692,916
Revenues/Other Financing Sources	$ 3,349,913	$ 5,223,389	$ -	$ 277,121	$ 2,855,010	$ 11,705,433
Expenditures/Other Financing Uses	$ (20,530,007)	$ (9,331,555)	$ -	$ (4,141,641)	$ (1,409,913)	$ (35,413,116)
Fund Bal, February 28, 2023	$ 163,628,784	$ 126,368,564	$ 36,105,120	$ 61,094,314	$ 8,788,451	$ 395,985,233

MONTGOMERY COUNTY, TEXAS
Statement of Net Position
Internal Service Funds
For the 5 Months Ended February 28, 2023

	Total Internal Service Funds
Assets:	
Cash	**$ 3,274,901**
Investments at Fair Value	-
Restricted Cash	-
Receivables:	-
Taxes (net)	-
Accounts (net)	551,848
Other Receivables	-
Due From Other Funds	78,569,990
Due From Other Entities	-
Due From Other Governments	-
Loans Receivable	-
Inventory, at Cost	-
Prepaid Items	1,150,950
Capital Assets (net of accumulated depreciation):	743,492
Total assets	84,291,181
Liabilities:	
Accounts Payable	-
Other Payables	11,252,085
Due to Other Funds	75,328,215
Due to Other Entities	-
Due to Other Governments	-
Unearned Revenue	-
Deferred Inflows	-
Revenue Bonds Payable	-
Unamortized Premium on Bonds	-
Total liabilities	86,580,300
Net Position:	
Invested in capital assets	743,492
Unreserved	(3,032,612)
Total Net Position	(2,289,120)

MONTGOMERY COUNTY, TEXAS
Statement of Changes in Net Position
Internal Service Funds
For the Month Ended February 28, 2023

	Total Internal Service Funds
Total Net Position - February 1, 2023	$ (2,305,269)
Revenues / Other Financing Sources	1,066,287
Expenditures / Other Financing Uses	(1,050,138)
Change in net position	16,149
Total Net Position - February 28, 2023	$ (2,289,120)

This page left blank intentionally.

BUDGET STATUS

(unaudited)

MONTGOMERY COUNTY, TEXAS
Schedule of Expenditures - All Departments
Budget and Year-to-Date Actual for the 5 Months Ended February 28, 2023

	Adjusted Budget	Current Month Actual	Year-to-Date Actual	Encumbrances	Unexpended Budget
100 GENERAL FUND					
10 General Government					
2000 County Judge	685,320	59,638	292,511	-	392,808
2100 Human Resources	730,005	55,229	279,884	-	450,121
2101 Civil Service	4,610	100	-	-	4,610
2200 Risk Management	1,027,381	72,853	368,139	30	659,211
2300 County Clerk	3,192,599	219,378	1,144,059	-	2,048,541
250* Elections Administrator	2,361,999	130,433	1,426,321	-	935,678
2600 Information Technology	12,141,796	919,818	6,413,115	333,270	5,395,411
3000 Building Custodial Services	3,835,534	270,093	1,319,643	1,711	2,514,180
3100 Building Maintenance	8,219,147	839,465	3,923,490	143,097	4,152,560
3200 Other	499,909	-	-	-	499,909
3210 Non-Departmental	1,463,720	126,731	1,029,008	19,298	415,415
3211 Contingency	165,413	-	-	-	165,413
4001 Permits	591,878	49,233	235,257	-	356,620
Total General Government	34,919,311	2,742,972	16,431,428	497,406	17,990,478
20 Financial Administration					
2302 Court Collections	549,074	31,841	166,308	-	382,766
3210 Non-Departmental	7,521,634	-	-	56,000	7,465,634
3300 Purchasing Agent	1,208,227	92,804	461,325	-	746,902
3400 County Auditor	2,630,148	194,736	975,887	48	1,654,213
3500 Budget Office	500,961	36,377	180,653	-	320,307
3600 County Treasurer	619,887	53,733	254,835	-	365,052
370* Tax Assessor/Collector	5,735,707	424,871	2,136,497	12,115	3,587,095
3800 Payroll	601,284	46,020	231,469	-	369,815
Total Financial Administration	19,366,921	880,383	4,406,975	68,163	14,891,782
30 Health and Human Services					
2400 Veterans Service	385,247	28,763	144,325	-	240,922
3200 Other	1,500,045	132,894	942,320	-	557,725
3210 Non-Departmental	-	-	-	-	-
3250 Child Welfare	121,000	3,535	19,520	-	101,480
4000 Environmental Health	2,151,041	176,409	867,539	373	1,283,128
4100 Animal Services	6,098,206	359,572	1,998,262	156,446	3,943,498
4200 Forensic Services	2,887,066	210,044	996,271	17,431	1,873,364
4300 MCCD County	309,553	23,371	115,330	-	194,223
4600 Extension Agents	847,528	62,313	312,986	683	533,859
Total Health and Human Services	14,299,687	996,900	5,396,553	174,933	8,728,200
40 Culture and Recreation					
3200 Other	-	-	-	-	-
3240 Historical Commission	30,000	-	11,501	-	18,499
3242 Heritage Museum	15,000	-	7,500	7,500	-
4400 Convention Center	1,074,544	86,685	392,377	3,089	679,079
4401 Fairgrounds/EXPO Center	45,000	18,005	-	-	45,000
4500 Memorial Library	11,435,446	769,043	3,841,203	44,837	7,549,406
Total Culture and Recreation	12,599,990	873,733	4,252,581	55,425	8,291,984

MONTGOMERY COUNTY, TEXAS
Schedule of Expenditures - All Departments
Budget and Year-to-Date Actual for the 5 Months Ended February 28, 2023

	Adjusted Budget	Current Month Actual	Year-to-Date Actual	Encumbrances	Unexpended Budget
50 Law Enforcement & Corrections					
3200 Other	60,469	-	-	-	60,469
3210 Non-Departmental	329,593	-	-	-	329,593
3230 Department of Public Safety	305,958	23,164	116,212	-	189,746
51* District Attorney	13,991,298	1,069,117	5,507,566	3,398	8,480,335
5200 Office of Homeland Security	879,735	59,068	325,422	1,051	553,262
530* Fire Marshal	2,551,015	183,108	937,330	28,330	1,585,355
540* Juvenile Probation	7,177,052	474,171	2,277,364	4,075	4,895,613
550* Adult Probation	54,454	320,522	1,716,685	-	(1,662,231)
56* Commissions	418,886	24,490	110,765	15,749	292,372
6* Sheriff	76,197,722	484	25,542,411	484,087	50,171,224
6601 Jail	28,871,780	2,257,874	11,857,116	47,983	16,966,681
7100 Constable Precinct 1	6,028,399	519,381	2,472,371	31,917	3,524,111
7200 Constable Precinct 2	3,214,244	244,032	1,146,417	1,363	2,066,464
7300 Constable Precinct 3	8,419,915	545,094	2,832,378	2,122	5,585,416
7400 Constable Precinct 4	6,029,850	482,654	2,323,816	14,085	3,691,949
7500 Constable Precinct 5	4,986,338	442,979	2,265,750	20,409	2,700,179
Total Law Enforcement & Corrections	159,516,709	6,646,137	59,431,603	654,569	99,430,537
60 Legal and Judicial					
2700 District Clerk	4,233,882	322,835	1,609,502	-	2,624,380
280* County Attorney	4,087,111	313,743	1,535,307	-	2,551,804
3210 Non-Departmental	-	29	29	-	(29)
3220 Alternate Dispute Resolution	162,000	16,056	51,920	-	110,080
8000 2nd Judicial Region	-	14,579	71,924	-	(71,924)
8100 Court Operations	9,742,015	101,118	451,780	18,500	9,271,735
8101 Indigent Defense - Criminal	-	432,181	2,122,599	2,226,439	(4,349,038)
8102 Indigent Defense - Civil	-	73,190	414,427	-	(414,427)
8103 Office of Court Administration	1,249,392	55,172	233,217	78	1,016,097
8210 County Court at Law 1	546,236	42,489	219,862	-	326,374
8220 County Court at Law 2	1,056,125	81,014	398,190	514	657,422
8230 County Court at Law 3	894,378	69,941	325,359	-	569,019
8240 County Court at Law 4	570,316	40,772	244,958	-	325,358
8250 County Court at Law 5	580,249	44,903	222,707	-	357,542
8260 County Court at Law 6	693,805	53,182	263,965	-	429,840
8310 9th District Court	410,694	31,190	157,808	-	252,886
8320 221st District Court	581,758	60,998	304,151	-	277,608
8330 284th District Court	725,843	47,619	278,113	-	447,730
8340 359th District Court	4,481,283	41,627	189,938	-	4,291,346
8350 410th District Court	746,488	53,594	280,114	-	466,374
8360 418th District Court	757,418	58,646	296,529	-	460,889
8370 435th District Court	413,237	42,065	214,355	-	198,882
8380 457th District Court	649,848	51,014	262,946	-	386,902
8401 Drug Court	696,096	38,509	197,313	7,421	491,362
8402 DWI Drug Court	303,042	20,414	98,823	4,191	200,028

MONTGOMERY COUNTY, TEXAS
Schedule of Expenditures - All Departments
Budget and Year-to-Date Actual for the 5 Months Ended February 28, 2023

	Adjusted Budget	Current Month Actual	Year-to-Date Actual	Encumbrances	Unexpended Budget
60 Legal and Judicial, (cont'd.)					
8403 Mental Health Court Service	410,391	29,276	153,231	-	257,160
8510 Justice of the Peace Precinct 1	1,130,145	79,337	393,320	590	736,235
8520 Justice of the Peace Precinct 2	659,771	54,814	256,360	-	403,411
8530 Justice of the Peace Precinct 3	1,422,172	100,669	494,562	-	927,610
8540 Justice of the Peace Precinct 4	1,078,237	86,327	397,602	-	680,635
8550 Justice of the Peace Precinct 5	697,304	46,821	246,300	-	451,004
Total Legal and Judicial	**38,979,237**	**2,585,136**	**12,387,211**	**2,257,732**	**24,334,294**
70 Transportation					
5000 Airport	1,030,025	58,976	426,307	-	603,718
5050 Customs Facility	343,839	6,064	139,599	6,598	197,642
5060 Airport Resc/Firefighting (ARF)	10,600	-	4,037	-	6,563
Total Transportation	**1,384,464**	**65,040**	**569,943**	**6,598**	**807,922**
80 Capital Projects					
2600 Information Technology	-	-	27,204	-	(27,204)
Total Transportation	**-**	**-**	**27,204**	**-**	**(27,204)**
TOTAL GENERAL FUND	**281,066,318**	**14,790,301**	**102,903,497**	**3,714,827**	**174,447,993**
SPECIAL REVENUE FUNDS					
200 Road and Bridge Fund	51,061,262	2,960,459	15,056,953	3,149,419	32,854,890
201 Worthless Checks Fund	2,127	-	-	-	2,127
202 Forfeitures Fund	1,381,178	29,639	362,018	24,576	994,584
203 Sheriff Commissary Fund	2,638,936	289,251	1,073,037	154,829	1,411,070
204 Law Library Fund	398,413	21,455	147,957	-	250,456
205 Pre-Trial Diversion Fund	58,675	1,765	7,016	-	51,659
206 Records Management and Preservation	636,539	32,980	239,600	-	396,939
207 Records Management County Fund	77,000	-	-	-	77,000
208 Records Management District Clerk Fund	106,268	127	4,562	-	101,706
209 District Clerk Records Preservation Fund	60,000	-	-	-	60,000
211 Court Technology County and District Fund	34,650	1,145	3,373	-	31,277
212 Court Guardianship Fund	70,000	-	400	-	69,600
213 Court Reporter Service Fund	177,865	3,803	46,828	-	131,037
214 Courthouse Security Fund	275,000	1,161	4,779	-	270,221
215 Justice Court Building Security Fund	197,347	8,762	43,460	-	153,887
216 Justice Court Technology Fund	128,996	15,033	53,809	2,250	72,937
217 Juvenile Case Manager Fund	324,724	27,315	130,138	-	194,586
218 Vital Records Preservation Fund	17,100	6,732	9,673	-	7,427
219 Contract Elections Fund	-	(5,415)	550,565	-	(550,565)
220 Grants Fund *	256,315,441	5,934,844	19,972,797	20,568,064	215,774,580
221 HAVA Grant Fund	-	-	24,316	-	(24,316)
222 Joe Corley Pass Through Fund	12,000,000	-	10,931,493	-	1,068,507
224 Court Facility Fee	21,175	2,500	16,253	-	4,922
TOTAL SPECIAL REVENUE FUNDS	325,982,695	9,331,555	48,679,026	23,899,138	253,404,531

***** Grants Fund Adjusted Budget is Life-to-Date

MONTGOMERY COUNTY, TEXAS
Schedule of Expenditures - All Departments
Budget and Year-to-Date Actual for the 5 Months Ended February 28, 2023

	Adjusted Budget	Current Month Actual	Year-to-Date Actual	Encumbrances	Unexpended Budget
DEBT SERVICE FUND					
Debt Service Fund	43,722,532	-	6,235	-	43,716,297
TOTAL DEBT SERVICE FUND	**43,722,532**	**-**	**6,235**	**-**	**43,716,297**
INTERNAL SERVICE FUNDS					
500 Self-Insurance Medical	-	1,013,656	17,656,865	30	(17,656,895)
501 Self-Insurance Workers Compensation	-	-	282,222	-	(282,222)
502 Self-Insurance Accident and Liability	-	36,482	909,080	-	(909,080)
TOTAL INTERNAL SERVICE FUNDS	**-**	**1,050,138**	**18,848,167**	**30**	**(18,848,197)**
ENTERPRISE FUNDS					
Montgomery County Toll Road Authority	12,084,636	1,409,913	2,978,931	3,468,658	5,637,048
TOTAL ENTERPRISE FUNDS	12,084,636	1,409,913	2,978,931	3,468,658	5,637,048
TOTAL ALL FUNDS	**662,856,181**	**26,581,908**	**173,415,855**	**31,082,653**	**458,357,673**

This page left blank intentionally.

SCHEDULES

(unaudited)

MONTGOMERY COUNTY, TEXAS
Schedule of Revenues and Expenses - Montgomery County Toll Road Authority
Budget and Year-to-Date Actual for the 5 Months Ended February 28, 2023

	Adjusted Budget	Current Month Actual	Year-to-Date Actual	Encumbrances	Unexpended Budget
Revenue:					
1101 249 Operations	-	90,638	261,886	-	(261,886)
1300 Debt Service	-	28,219	78,995	-	(78,995)
5702 249 Operations	14,586,136	2,735,291	5,532,924	-	9,053,212
5703 242 Operations	-	862	3,551	-	(3,551)
Total Revenue	14,586,136	2,855,010	5,877,357	-	8,708,779
Expenses:					
General Administration					
1100 MCTRA General	-	-	-	-	-
1101 249 Operations	-	-	-	-	-
5701 249 Construction	-	33,322	36,678	-	(36,678)
5702 249 Operations	7,339,546	466,248	1,550,949	34,498	5,754,100
5703 242 Operations	-	-	-	-	-
5704 Project Enhancement	4,745,090	910,343	1,391,305	3,434,160	(80,375)
5705 Debt Service	-	-	-	-	-
Total Expenses	12,084,636	1,409,913	2,978,931	3,468,658	5,637,048

MONTGOMERY COUNTY, TEXAS
Schedule of Transfers In and Out by Fund
For the 5 Months Ended February 28, 2023

	Transfers In	Transfers Out
	-	
TOTAL FINANCING USES	$ -	$ -

MONTGOMERY COUNTY, TEXAS
Schedule of Bond Indebtedness
As of February 28, 2023

	Interest Rate (%)	Issue Date	Maturity Date	Balances Outstanding
GENERAL OBLIGATION BONDS:				
Refunding Bonds, Series 2014A	5.00	2014	2025	46,340,000
Refunding Bonds, Series 2016	4.25-5.25	2016	2032	58,925,000
Road Bonds, Series 2016	4.25-5.25	2016	2041	50,065,000
Refunding Bonds, Series 2016A	3.00-5.00	2016	2030	32,680,000
Road Bonds, Series 2016A	4.00-5.00	2016	2042	67,540,000
Road Bonds, Series 2018	4.00-5.00	2018	2043	41,100,000
Road Bonds, Series 2018B	3.50-5.00	2018	2040	87,300,000
Refunding Bonds, Series 2018	4.00	2018	2030	26,965,000
Refunding Bonds, Series 2020	4.00-5.00	2021	2032	21,460,000
Refunding Bonds, Series 2021	4.00-5.00	2022	2032	8,430,000
TOTAL GENERAL OBLIGATION BONDS PAYABLE				440,805,000
CERTIFICATES OF OBLIGATION:				
Series 2010B	3.00-5.40	2010	2039	23,395,000
TOTAL CERTIFICATES OF OBLIGATION				23,395,000
TOTAL BONDED DEBT				**$ 464,200,000**

MONTGOMERY COUNTY TOLL ROAD AUTHORITY
Schedule of Bond Indebtedness
As of February 28, 2023

	Interest Rate (%)	Issue Date	Maturity Date	Balances Outstanding
REVENUE BONDS:				
Senior Lien Toll Revenue Bonds, Series 2018	5.00	2018	2048	87,680,000
TOTAL REVENUE BONDS PAYABLE				87,680,000
TOTAL BONDED DEBT				**$ 87,680,000**

MONTGOMERY COUNTY, TEXAS

REPORT OF REVENUES

For Fiscal Year Ended September 30, 2022

February 27, 2023

	Sum of NetTransactionAmount
100	(267,781,868.26)
GENERAL OPERATIONS	(267,781,868.26)
1100	(214,604,169.79)
400100	(191,291,901.60)
CURRENT TAXES	(191,291,901.60)
400110	(1,554,999.09)
DELINQUENT TAXES	(1,554,999.09)
400120	(1,744,155.51)
PENALTY AND INTEREST	(1,744,155.51)
400140	(3,856,570.89)
OTHER TAXES	(3,856,570.89)
410100	(267,403.50)
TABC LICENSES	(267,403.50)
410102	(685,265.00)
HEALTH PERMITS	(685,265.00)
430104	(19,706.00)
COUNTY JUDGE FEES	(19,706.00)
430106	(289,680.40)
SHERIFF FEES	(289,680.40)
430108	(20,565.18)
COUNTY ATTORNEY FEES	(20,565.18)
430110	(5,258,282.39)
COUNTY CLERK FEES	(5,258,282.39)
430118	(468,313.77)
TPW SALES TAX COMMISSION	(468,313.77)
430132	(1,214,769.86)
DISTRICT CLERK FEES	(1,214,769.86)
430134	(4,461,727.56)
JUSTICE OF THE PEACE FEES	(4,461,727.56)
430136	(67,703.56)
TRUANCY PREVENTION AND DIVERSION CCP 102.015	(67,703.56)
430138	(48,132.88)
CONSTABLE FEES	(48,132.88)
430140	(188.40)
VOTER REGISTRATION FEES	(188.40)
430142	(415,456.50)
CRIMINAL JUSTICE FEES	(415,456.50)
430144	(2,123.05)
CHILD SAFETY	(2,123.05)
430148	(2,800.00)
BAIL BOND ADMINISTRATION FEES	(2,800.00)
430150	(43,531.46)
TRAFFIC SAFETY FEES	(43,531.46)
430152	(109,018.34)
FAILURE TO APPEAR FEES	(109,018.34)
430156	-
LEOSE-ANNUAL ALLOCATION	-
430158	(9,200.00)

JUDICIAL EDUCATION	(9,200.00)
430164	(32,240.72)
HB530 DRUG COURT FEE-UNRESTRICTED	(32,240.72)
430166	(58,288.66)
CCP102.0178 DRUG COURT FEE-RESTRICTED	(58,288.66)
430170	(15,086.23)
HAZARDOUS WASTE MANAGEMENT FEE	(15,086.23)
430174	(541,666.71)
DETENTION ADMINISTRATION SERVICES	(541,666.71)
430176	(14,316.00)
PROBATION FEES	(14,316.00)
430178	(391.57)
COMMUNITY RESTITUTION FEES	(391.57)
430212	(101,197.88)
JURY FEES	(101,197.88)
430216	(78,465.00)
INMATE TELEPHONE FEE	(78,465.00)
440100	(2,161,465.48)
INTEREST-BANK	(2,161,465.48)
440120	(1,171,675.35)
INVESTMENT EARNINGS	(1,171,675.35)
450100	(2,397.69)
COMMISSIONS	(2,397.69)
450200	(39,600.00)
CONTRACT SERVICE REVENUE	(39,600.00)
450210	(226,133.84)
CONTRACT REIMBURSEMENT-ADMINISTRATION	(226,133.84)
450300	(4,310.79)
CONTRIBUTIONS	(4,310.79)
450318	(102,234.83)
RENTS/LEASES	(102,234.83)
450320	(409,890.92)
MISCELLANEOUS	(409,890.92)
450326	0.00
TEMPORARY SUSPENSE REVENUE	0.00
450328	(396,827.98)
SALE OF ASSETS	(396,827.98)
460100	(352,497.05)
COURT FINES	(352,497.05)
470100	(2,129,022.08)
TRANSFERS IN	(2,129,022.08)
410116	(1,750.00)
RECYCLE CENTER PERMITS	(1,750.00)
440110	5,087,304.53
FAIR MARKET VALUE	5,087,304.53
460110	(16,120.60)
ESTRAY PROCEEDS	(16,120.60)
450314	(4,000.00)
LITIGATION SETTLEMENT	(4,000.00)
430137	(400.00)
TRUANCY COURT 65.107	(400.00)
2200	-
450328	-
SALE OF ASSETS	-
2500	(8,131,117.14)

480130	(8,131,117.14)
CAPITAL LEASE FINANCING	(8,131,117.14)
2501	(201,891.22)
420206	(201,891.22)
STATE CONTRACT REIMBURSEMENT	(201,891.22)
2800	(26,820.00)
420100	(26,820.00)
FEDERAL GRANT REVENUE	(26,820.00)
2801	(75,512.61)
420204	(70,000.00)
STATE ALLOCATIONS	(70,000.00)
430108	(4,275.00)
COUNTY ATTORNEY FEES	(4,275.00)
440100	(1,237.61)
INTEREST-BANK	(1,237.61)
3000	(6,683.73)
450200	(6,683.73)
CONTRACT SERVICE REVENUE	(6,683.73)
3200	(1,000.00)
430120	(1,000.00)
APPLICATION FEES	(1,000.00)
3210	(4,200,437.20)
450200	(4,200,437.20)
CONTRACT SERVICE REVENUE	(4,200,437.20)
3220	(200,219.23)
430110	(31,829.87)
COUNTY CLERK FEES	(31,829.87)
430132	(116,726.05)
DISTRICT CLERK FEES	(116,726.05)
430134	(51,663.31)
JUSTICE OF THE PEACE FEES	(51,663.31)
3240	(910.00)
450300	(910.00)
CONTRIBUTIONS	(910.00)
3400	(68,328.27)
450200	(68,328.27)
CONTRACT SERVICE REVENUE	(68,328.27)
3700	(7,735,225.83)
430118	(145,528.97)
TPW SALES TAX COMMISSION	(145,528.97)
430122	(1,670,798.95)
SUPPLEMENTAL MVD FEES	(1,670,798.95)
430124	(5,894,349.32)
SALES TAX COMMISSIONS	(5,894,349.32)
430126	(24,548.59)
TPW TITLE FEE	(24,548.59)
3701	(15,259.58)
440100	(15,259.58)
INTEREST-BANK	(15,259.58)
3703	(6,125.00)
430128	(5,175.00)
VTR LICENSE APP FEE-OWNER	(5,175.00)
430130	(950.00)
VTR LICENSE APP FEE-RUNNER	(950.00)
4001	(744,045.00)

410106	(744,045.00)
FOOD SERVICE PERMITS	(744,045.00)
4100	(387,435.40)
410104	(2,915.00)
ANIMAL CONTROL TRANSPORT	(2,915.00)
430190	(64,048.00)
ADOPTION FEES	(64,048.00)
430192	(12,735.00)
ANIMAL SHELTER FEES	(12,735.00)
430194	(125,432.00)
CLINIC SERVICES	(125,432.00)
430196	(5,790.00)
IMPOUND FEES	(5,790.00)
450300	(176,515.40)
CONTRIBUTIONS	(176,515.40)
4200	(3,053.00)
430200	(2,400.00)
INQUESTS AND AUTOPSIES	(2,400.00)
430210	(653.00)
FORENSIC ADMINISTRATION FEE	(653.00)
4400	(1,701,315.53)
430226	440.87
RENTAL/USER FEES	440.87
450318	(646,568.85)
RENTS/LEASES	(646,568.85)
400130	(1,055,187.55)
SPECIAL ASSESSMENTS	(1,055,187.55)
4500	(168,964.87)
430224	(87,632.80)
BOOK FINES	(87,632.80)
450300	(81,332.07)
CONTRIBUTIONS	(81,332.07)
5000	(617,360.26)
430226	(407,590.63)
RENTAL/USER FEES	(407,590.63)
430230	(209,769.63)
FUEL FLOW FEES	(209,769.63)
5050	(226,479.77)
430226	(226,479.77)
RENTAL/USER FEES	(226,479.77)
420204	(91,916.00)
STATE ALLOCATIONS	(91,916.00)
430156	-
LEOSE-ANNUAL ALLOCATION	-
450326	(775.45)
TEMPORARY SUSPENSE REVENUE	(775.45)
460130	(95,713.00)
FORFEITURES-BONDS	(95,713.00)
5101	(22,584.43)
420204	(22,500.00)
STATE ALLOCATIONS	(22,500.00)
440100	(84.43)
INTEREST-BANK	(84.43)
5301	(1,147,195.95)
430184	(363,945.95)

FIRE INSPECTION FEE-EXISTING	(363,945.95)
430186	(783,250.00)
FIRE INSPECTION FEE-NEW CONSTRUCTION	(783,250.00)
5400	(153,683.00)
430174	(153,683.00)
DETENTION ADMINISTRATION SERVICES	(153,683.00)
5500	(3,300,182.27)
450200	(3,300,182.27)
CONTRACT SERVICE REVENUE	(3,300,182.27)
5501	(810,940.30)
450200	(810,940.30)
CONTRACT SERVICE REVENUE	(810,940.30)
5600	(142,250.82)
440100	(715.28)
INTEREST-BANK	(715.28)
450100	(141,535.54)
COMMISSIONS	(141,535.54)
5602	(47,571.13)
430156	(47,571.13)
LEOSE-ANNUAL ALLOCATION	(47,571.13)
6000	(907,827.98)
410108	(648,947.09)
ALARM PERMITS	(648,947.09)
420206	(23,241.10)
STATE CONTRACT REIMBURSEMENT	(23,241.10)
430180	(45,125.00)
VEHICLE TOWING PROGRAM FEES	(45,125.00)
450100	(186,174.00)
COMMISSIONS	(186,174.00)
420106	(4,340.79)
FEDERAL CONTRACT REIMBURSEMENT	(4,340.79)
6100	(143.87)
450200	(143.87)
CONTRACT SERVICE REVENUE	(143.87)
6201	(103,259.28)
450200	(103,259.28)
CONTRACT SERVICE REVENUE	(103,259.28)
6202	(19,915.86)
420106	(19,915.86)
FEDERAL CONTRACT REIMBURSEMENT	(19,915.86)
6301	(558,537.93)
450200	(558,537.93)
CONTRACT SERVICE REVENUE	(558,537.93)
6302	(1,067,759.39)
450200	(1,067,759.39)
CONTRACT SERVICE REVENUE	(1,067,759.39)
6303	(10,417,380.73)
450200	(10,417,380.73)
CONTRACT SERVICE REVENUE	(10,417,380.73)
6401	(1,525,951.38)
450200	(1,525,951.38)
CONTRACT SERVICE REVENUE	(1,525,951.38)
6402	(9,666.78)
430182	(8,635.00)
FINGERPRINT FEES	(8,635.00)

450200	(633.78)
CONTRACT SERVICE REVENUE	(633.78)
420106	(398.00)
FEDERAL CONTRACT REIMBURSEMENT	(398.00)
6405	(219,925.98)
450210	(219,925.98)
CONTRACT REIMBURSEMENT-ADMINISTRATION	(219,925.98)
6407	(2,770.00)
430172	(2,770.00)
ACADEMY REVENUE	(2,770.00)
6601	(79,037.22)
420108	(78,597.00)
FEDERAL INMATE HOUSING	(78,597.00)
430178	(440.22)
COMMUNITY RESTITUTION FEES	(440.22)
7100	(1,322,071.47)
410110	-
AUTO REGISTRATION	-
430138	(70,081.54)
CONSTABLE FEES	(70,081.54)
450200	(1,234,678.35)
CONTRACT SERVICE REVENUE	(1,234,678.35)
450300	(6,841.94)
CONTRIBUTIONS	(6,841.94)
420106	(10,469.64)
FEDERAL CONTRACT REIMBURSEMENT	(10,469.64)
7200	(63,723.91)
430138	(59,947.92)
CONSTABLE FEES	(59,947.92)
450300	(3,775.99)
CONTRIBUTIONS	(3,775.99)
7300	(2,551,009.23)
430138	(81,302.10)
CONSTABLE FEES	(81,302.10)
450100	(495.73)
COMMISSIONS	(495.73)
450200	(2,469,211.40)
CONTRACT SERVICE REVENUE	(2,469,211.40)
7400	(327,908.93)
430138	(57,753.67)
CONSTABLE FEES	(57,753.67)
450100	(806.50)
COMMISSIONS	(806.50)
450200	(256,128.54)
CONTRACT SERVICE REVENUE	(256,128.54)
420106	(13,220.22)
FEDERAL CONTRACT REIMBURSEMENT	(13,220.22)
7500	(1,623,865.41)
430138	(44,332.00)
CONSTABLE FEES	(44,332.00)
450200	(1,569,533.41)
CONTRACT SERVICE REVENUE	(1,569,533.41)
450300	(10,000.00)
CONTRIBUTIONS	(10,000.00)
8100	(310,313.26)

450210	(132,968.00)
CONTRACT REIMBURSEMENT-ADMINISTRATION	(132,968.00)
450324	(176,370.26)
REIMBURSEMENT POST-JUDGEMENT	(176,370.26)
450322	(975.00)
REIMBURSEMENT PRE-JUDGEMENT	(975.00)
8101	(357,174.00)
420200	(357,174.00)
STATE GRANT REVENUE	(357,174.00)
8210	(67,200.00)
420204	(67,200.00)
STATE ALLOCATIONS	(67,200.00)
8220	(65,942.16)
420204	(67,200.00)
STATE ALLOCATIONS	(67,200.00)
430168	1,257.84
STENOGRAPHER FEES	1,257.84
8230	(67,200.00)
420204	(67,200.00)
STATE ALLOCATIONS	(67,200.00)
8240	(67,200.00)
420204	(67,200.00)
STATE ALLOCATIONS	(67,200.00)
8250	(67,200.00)
420204	(67,200.00)
STATE ALLOCATIONS	(67,200.00)
8320	(1,516.39)
420300	(1,228.24)
OTHER GRANT REVENUE	(1,228.24)
430102	(288.15)
COUNTY/DISTRICT COURT FEES	(288.15)
8330	(42,904.11)
450200	(42,904.11)
CONTRACT SERVICE REVENUE	(42,904.11)
430158	385.00
JUDICIAL EDUCATION	385.00
8360	-
450318	-
RENTS/LEASES	-
8370	(1,856.30)
420300	(1,856.30)
OTHER GRANT REVENUE	(1,856.30)
8401	(95,763.57)
430214	(94,233.57)
PROGRAM FEES	(94,233.57)
430218	(1,530.00)
MRT BOOK FEE	(1,530.00)
450318	-
RENTS/LEASES	-
8402	(143,311.00)
430214	(142,531.00)
PROGRAM FEES	(142,531.00)
430218	(780.00)
MRT BOOK FEE	(780.00)
8510	(68,243.92)

430228	(68,243.92)
COLLECTION FEE	(68,243.92)
430550	-
THIRD PARTY COLLECTION FEE	-
8520	(65,814.85)
430228	(107,605.52)
COLLECTION FEE	(107,605.52)
430550	41,790.67
THIRD PARTY COLLECTION FEE	41,790.67
8530	(54,726.94)
430134	(9,111.34)
JUSTICE OF THE PEACE FEES	(9,111.34)
450200	(45,615.60)
CONTRACT SERVICE REVENUE	(45,615.60)
8540	(69,368.51)
430228	(69,368.51)
COLLECTION FEE	(69,368.51)
8550	(56,348.00)
430228	(56,348.00)
COLLECTION FEE	(56,348.00)
4401	(262,071.87)
450318	(262,071.87)
RENTS/LEASES	(262,071.87)
3702	(3,801.66)
430214	(3,801.66)
PROGRAM FEES	(3,801.66)
6106	(3,750.00)
450300	(3,750.00)
CONTRIBUTIONS	(3,750.00)
6102	(128,996.87)
420106	(128,996.87)
FEDERAL CONTRACT REIMBURSEMENT	(128,996.87)
6109	(24,628.72)
420106	(24,628.72)
FEDERAL CONTRACT REIMBURSEMENT	(24,628.72)
8260	(21,000.00)
420204	(21,000.00)
STATE ALLOCATIONS	(21,000.00)
200	(55,982,496.73)
ROAD AND BRIDGE	(55,982,496.73)
1200	(43,097,063.03)
400100	(30,732,211.39)
CURRENT TAXES	(30,732,211.39)
400110	(231,855.72)
DELINQUENT TAXES	(231,855.72)
400120	(222,437.81)
PENALTY AND INTEREST	(222,437.81)
400140	(366,497.46)
OTHER TAXES	(366,497.46)
410110	(6,620,904.73)
AUTO REGISTRATION	(6,620,904.73)
410114	(71,575.00)
OVERLOAD PERMITS	(71,575.00)
420304	(191,805.15)
OTHER ALLOCATIONS	(191,805.15)

430112	(456,195.29)
SUBDIVISION FEES	(456,195.29)
430114	(596,320.76)
FLOOD PLAIN FEES	(596,320.76)
440100	(192,428.23)
INTEREST-BANK	(192,428.23)
440120	(9,594.15)
INVESTMENT EARNINGS	(9,594.15)
450320	(60.00)
MISCELLANEOUS	(60.00)
460100	(1,210,270.22)
COURT FINES	(1,210,270.22)
470100	(837,332.22)
TRANSFERS IN	(837,332.22)
410113	(1,357,174.90)
DEVELOPMENT PERMIT	(1,357,174.90)
410103	(400.00)
MASS GATHERING PERMIT	(400.00)
9100	(8,460,102.21)
450200	(8,431,734.56)
CONTRACT SERVICE REVENUE	(8,431,734.56)
450318	(4,371.12)
RENTS/LEASES	(4,371.12)
450320	(15,903.70)
MISCELLANEOUS	(15,903.70)
450328	(8,092.83)
SALE OF ASSETS	(8,092.83)
9200	(152,480.25)
450200	(134,054.25)
CONTRACT SERVICE REVENUE	(134,054.25)
450328	(18,426.00)
SALE OF ASSETS	(18,426.00)
9300	(2,821,004.80)
450200	(6,000.00)
CONTRACT SERVICE REVENUE	(6,000.00)
450300	(700.00)
CONTRIBUTIONS	(700.00)
450316	(2,232,728.80)
INSURANCE REIMBURSEMENT	(2,232,728.80)
450314	(581,576.00)
LITIGATION SETTLEMENT	(581,576.00)
9400	(430,937.67)
430226	(700.00)
RENTAL/USER FEES	(700.00)
450200	(345,165.83)
CONTRACT SERVICE REVENUE	(345,165.83)
450318	(10.00)
RENTS/LEASES	(10.00)
450320	(10,141.46)
MISCELLANEOUS	(10,141.46)
450328	(74,920.38)
SALE OF ASSETS	(74,920.38)
9408	(94,334.51)
420102	(76,234.51)
FEDERAL PROGRAM INCOME	(76,234.51)

430226	(18,100.00)
RENTAL/USER FEES	(18,100.00)
9108	(152,395.00)
420102	(77,985.00)
FEDERAL PROGRAM INCOME	(77,985.00)
430226	(74,110.00)
RENTAL/USER FEES	(74,110.00)
450320	(300.00)
MISCELLANEOUS	(300.00)
9107	(288,725.00)
430226	(288,725.00)
RENTAL/USER FEES	(288,725.00)
9208	(78,495.00)
420102	(45,745.00)
FEDERAL PROGRAM INCOME	(45,745.00)
430226	(32,750.00)
RENTAL/USER FEES	(32,750.00)
450300	-
CONTRIBUTIONS	-
9307	(5,100.00)
430226	(5,100.00)
RENTAL/USER FEES	(5,100.00)
9308	(47,645.00)
430226	(47,645.00)
RENTAL/USER FEES	(47,645.00)
9209	(25,773.26)
430222	(25,773.26)
RECYCLE FEES	(25,773.26)
9309	(208,456.00)
430222	(208,456.00)
RECYCLE FEES	(208,456.00)
9407	(69,985.00)
430226	(69,985.00)
RENTAL/USER FEES	(69,985.00)
9109	(50,000.00)
430222	-
RECYCLE FEES	-
450200	(50,000.00)
CONTRACT SERVICE REVENUE	(50,000.00)
201	(437.49)
WORTHLESS CHECK	(437.49)
2800	(175.18)
430188	(75.00)
WORTHLESS CHECK FEES	(75.00)
440100	(100.18)
INTEREST-BANK	(100.18)
5100	(262.31)
430188	(242.47)
WORTHLESS CHECK FEES	(242.47)
440100	(19.84)
INTEREST-BANK	(19.84)
202	(883,782.18)
FORFEITURES	(883,782.18)
5100	(282,634.24)
440100	(3,706.16)

INTEREST-BANK	(3,706.16)
460120	(278,928.08)
FORFEITURES	(278,928.08)
5300	(38.26)
440100	(38.26)
INTEREST-BANK	(38.26)
6000	(308,175.36)
INTEREST-BANK	(5,108.76)
460120	(303,066.60)
FORFEITURES	(303,066.60)
6200	(103,474.30)
440100	(2,436.77)
INTEREST-BANK	(2,436.77)
460120	(101,037.53)
FORFEITURES	(101,037.53)
7100	(34,783.83)
440100	(378.85)
INTEREST-BANK	(378.85)
460120	(34,404.98)
FORFEITURES	(34,404.98)
7200	(10,121.92)
440100	(782.51)
INTEREST-BANK	(782.51)
460120	(9,339.41)
FORFEITURES	(9,339.41)
7300	(9,034.50)
440100	(141.61)
INTEREST-BANK	(141.61)
460120	(8,892.89)
FORFEITURES	(8,892.89)
7400	(124,344.02)
440100	(756.49)
INTEREST-BANK	(756.49)
460120	(123,587.53)
FORFEITURES	(123,587.53)
7500	(11,175.75)
440100	(809.69)
INTEREST-BANK	(809.69)
460120	(10,366.06)
FORFEITURES	(10,366.06)
203	(2,073,258.28)
JAIL COMMISSARY	(2,073,258.28)
6602	(2,073,258.28)
430220	(2,049,070.37)
COMMISSARY SALES	(2,049,070.37)
440100	(24,187.91)
INTEREST-BANK	(24,187.91)
204	(361,198.63)
LAW LIBRARY	(361,198.63)
1204	(361,198.63)
430110	(74,247.30)
COUNTY CLERK FEES	(74,247.30)
430132	(272,745.78)
DISTRICT CLERK FEES	(272,745.78)
440100	(6,528.58)

INTEREST-BANK	(6,528.58)
440120	-
INVESTMENT EARNINGS	-
MISCELLANEOUS	(7,676.97)
205	(24,300.00)
PRE-TRIAL DIVERSION	(24,300.00)
5100	(24,300.00)
430146	(24,300.00)
PRETRIAL DIVERSION FEES	(24,300.00)
206	(999,632.05)
COUNTY CLERK RECORDS MGMT & PRESERVATION	(999,632.05)
2300	(999,632.05)
430100	(975,654.09)
COUNTY RECORDS MANAGEMENT FEES	(975,654.09)
440120	(23,977.96)
INVESTMENT EARNINGS	(23,977.96)
207	(31,150.48)
COUNTY RECORDS MANAGEMENT	(31,150.48)
1207	(26,211.78)
430110	(26,211.78)
COUNTY CLERK FEES	(26,211.78)
2300	(4,938.70)
430100	(4,938.70)
COUNTY RECORDS MANAGEMENT FEES	(4,938.70)
208	(232,512.32)
DISTRICT CLERK RECORDS MGMT & PRESERVATION	(232,512.32)
2700	(232,512.32)
430132	(231,375.05)
DISTRICT CLERK FEES	(231,375.05)
440120	(1,137.27)
INVESTMENT EARNINGS	(1,137.27)
209	(26,211.32)
DISTRICT CLERK RECORDS PRESERVATION	(26,211.32)
2700	(26,211.32)
430132	(25,520.00)
DISTRICT CLERK FEES	(25,520.00)
440120	(691.32)
INVESTMENT EARNINGS	(691.32)
210	(22,701.91)
COUNTY AND DISTRICT COURTS DIGITAL PRESERVATION	(22,701.91)
2900	(22,701.91)
430132	(21,285.00)
DISTRICT CLERK FEES	(21,285.00)
440120	(1,416.91)
INVESTMENT EARNINGS	(1,416.91)
211	(16,623.03)
COUNTY AND DISTRICT COURT TECHNOLOGY	(16,623.03)
1211	(16,623.03)
430110	(11,540.27)
COUNTY CLERK FEES	(11,540.27)
430132	(5,082.76)
DISTRICT CLERK FEES	(5,082.76)
212	(54,626.80)
COURT GUARDIANSHIP	(54,626.80)
8105	(39,457.87)

430116	(39,457.87)
COURT GUARDIANSHIP FEE	(39,457.87)
1212	(15,168.93)
430110	(15,168.93)
COUNTY CLERK FEES	(15,168.93)
213	(234,227.72)
COURT REPORTER SERVICE	(234,227.72)
1213	(234,227.72)
430168	(234,227.72)
STENOGRAPHER FEES	(234,227.72)
214	(376,157.48)
1214	(376,157.48)
430102	(376,157.48)
COUNTY/DISTRICT COURT FEES	(376,157.48)
215	(129,901.54)
COURTHOUSE SECURITY - JP	(129,901.54)
8590	(129,901.54)
430102	(104,378.95)
COUNTY/DISTRICT COURT FEES	(104,378.95)
430134	(25,522.59)
JUSTICE OF THE PEACE FEES	(25,522.59)
216	(106,073.91)
JUSTICE COURT TECHNOLOGY	(106,073.91)
8591	(106,073.91)
430134	(106,073.91)
JUSTICE OF THE PEACE FEES	(106,073.91)
217	(311,295.22)
JUVENILE CASE MANAGER	(311,295.22)
8592	(11,295.22)
430134	(11,295.22)
JUSTICE OF THE PEACE FEES	(11,295.22)
1217	(300,000.00)
470100	(300,000.00)
TRANSFERS IN	(300,000.00)
218	(27,483.00)
CC VITAL RECORDS PRESERVATION	(27,483.00)
2300	(27,483.00)
430110	(27,483.00)
COUNTY CLERK FEES	(27,483.00)
219	(1,430,023.39)
CONTRACT ELECTION SERVICE	(1,430,023.39)
2502	(20,207.83)
440100	(20,925.21)
INTEREST-BANK	(20,925.21)
440120	(520.83)
INVESTMENT EARNINGS	(520.83)
450200	2,056.75
CONTRACT SERVICE REVENUE	2,056.75
450328	(818.54)
SALE OF ASSETS	(818.54)
2503	(1,409,815.56)
450200	(1,409,815.56)
CONTRACT SERVICE REVENUE	(1,409,815.56)
220	(61,132,304.35)
GRANTS	(61,132,304.35)

1220	(369,610.81)
420102	0.04
FEDERAL PROGRAM INCOME	0.04
440100	(10,268.97)
INTEREST-BANK	(10,268.97)
470100	(359,341.88)
TRANSFERS IN	(359,341.88)
2000	(14,293,187.11)
420100	(14,293,187.11)
FEDERAL GRANT REVENUE	(14,293,187.11)
2800	(15,902,483.66)
420200	(15,902,483.66)
STATE GRANT REVENUE	(15,902,483.66)
3200	(30,143.66)
420200	(30,143.66)
STATE GRANT REVENUE	(30,143.66)
4100	(101,216.43)
420300	(101,216.43)
OTHER GRANT REVENUE	(101,216.43)
4300	(4,599,865.55)
420100	(4,416,705.19)
FEDERAL GRANT REVENUE	(4,416,705.19)
420102	(63,173.96)
FEDERAL PROGRAM INCOME	(63,173.96)
420200	(27,800.00)
STATE GRANT REVENUE	(27,800.00)
450300	(92,186.40)
CONTRIBUTIONS	(92,186.40)
4500	(18,039.36)
420100	(18,039.36)
FEDERAL GRANT REVENUE	(18,039.36)
5000	(6,944,729.93)
420100	(6,919,271.81)
FEDERAL GRANT REVENUE	(6,919,271.81)
420200	(25,458.12)
STATE GRANT REVENUE	(25,458.12)
5100	(249,014.93)
420100	(249,014.93)
FEDERAL GRANT REVENUE	(249,014.93)
5200	(12,766,934.45)
420100	(12,766,934.45)
FEDERAL GRANT REVENUE	(12,766,934.45)
5400	(1,701,946.02)
420102	31,093.12
FEDERAL PROGRAM INCOME	31,093.12
420200	(1,733,039.14)
STATE GRANT REVENUE	(1,733,039.14)
420300	-
OTHER GRANT REVENUE	-
5401	(976,397.72)
420100	(65,779.69)
FEDERAL GRANT REVENUE	(65,779.69)
420200	(874,643.03)
STATE GRANT REVENUE	(874,643.03)
420306	(35,975.00)

OTHER CONTRACT REIMBURSEMENT	(35,975.00)
6000	(65,496.51)
420100	(65,496.51)
FEDERAL GRANT REVENUE	(65,496.51)
6100	(3,596.36)
420300	(3,596.36)
OTHER GRANT REVENUE	(3,596.36)
6200	(72,028.53)
420100	(76,782.22)
FEDERAL GRANT REVENUE	(76,782.22)
420106	4,753.69
FEDERAL CONTRACT REIMBURSEMENT	4,753.69
6202	(108,786.19)
420100	(108,786.19)
FEDERAL GRANT REVENUE	(108,786.19)
6300	(175,854.28)
420100	(175,854.28)
FEDERAL GRANT REVENUE	(175,854.28)
6302	(537,426.71)
420200	(431,034.38)
STATE GRANT REVENUE	(431,034.38)
450300	(106,392.33)
CONTRIBUTIONS	(106,392.33)
6407	(185,897.44)
420100	(54,300.00)
FEDERAL GRANT REVENUE	(54,300.00)
420200	(26,125.44)
STATE GRANT REVENUE	(26,125.44)
420300	(105,472.00)
OTHER GRANT REVENUE	(105,472.00)
6500	(95,931.96)
420100	(419.40)
FEDERAL GRANT REVENUE	(419.40)
450100	(95,512.56)
COMMISSIONS	(95,512.56)
6601	-
420100	-
FEDERAL GRANT REVENUE	-
420100	(12,177.21)
FEDERAL GRANT REVENUE	(12,177.21)
420300	(4,711.42)
OTHER GRANT REVENUE	(4,711.42)
7200	(2,062.63)
420100	(2,062.63)
FEDERAL GRANT REVENUE	(2,062.63)
7300	(252.10)
420300	(252.10)
OTHER GRANT REVENUE	(252.10)
7400	(10,000.00)
420300	(10,000.00)
OTHER GRANT REVENUE	(10,000.00)
7500	(23,152.91)
420300	(23,152.91)
OTHER GRANT REVENUE	(23,152.91)
8340	(194,073.47)

420200	(194,073.47)
STATE GRANT REVENUE	(194,073.47)
9400	(1,687,787.00)
420100	(1,687,787.00)
FEDERAL GRANT REVENUE	(1,687,787.00)
9408	500.00
420102	500.00
FEDERAL PROGRAM INCOME	500.00
221	(29,780.87)
HAVA	(29,780.87)
2500	(29,780.87)
420100	(29,780.87)
FEDERAL GRANT REVENUE	(29,780.87)
300	(52,889,243.81)
DEBT SERVICE	(52,889,243.81)
1300	(42,726,463.01)
400100	(40,733,046.84)
CURRENT TAXES	(40,733,046.84)
400110	(325,365.53)
DELINQUENT TAXES	(325,365.53)
400140	(21.07)
OTHER TAXES	(21.07)
420304	(401,546.77)
OTHER ALLOCATIONS	(401,546.77)
440100	(36,929.30)
INTEREST-BANK	(36,929.30)
440120	(4,421.15)
INVESTMENT EARNINGS	(4,421.15)
470100	(1,225,132.35)
TRANSFERS IN	(1,225,132.35)
3290	(10,162,780.80)
480100	(8,430,000.00)
BOND PROCEEDS	(8,430,000.00)
480110	(1,732,780.80)
PREMIUM ON BOND ISSUE	(1,732,780.80)
340	(68,814,117.60)
GASB 34 CONVERSION	(68,814,117.60)
1340	(68,814,117.60)
430110	(98,223.41)
COUNTY CLERK FEES	(98,223.41)
430132	254,564.74
DISTRICT CLERK FEES	254,564.74
430134	50,264.24
JUSTICE OF THE PEACE FEES	50,264.24
450320	(58,715,422.08)
MISCELLANEOUS	(58,715,422.08)
450328	593,106.69
SALE OF ASSETS	593,106.69
480200	(741,995.28)
GAIN/LOSS ON SALE OF ASSETS	(741,995.28)
480100	(10,156,412.50)
BOND PROCEEDS	(10,156,412.50)
400	(1,039,533.83)
LOCAL CAPITAL PROJECTS	(1,039,533.83)
1400	(1,039,533.83)

400140	-
OTHER TAXES	-
440100	-
INTEREST-BANK	-
470100	(1,039,533.83)
TRANSFERS IN	(1,039,533.83)
401	(55,172.73)
C/P REVENUE TOLL BONDS 10	(55,172.73)
1401	(55,172.73)
440100	(30,148.04)
INTEREST-BANK	(30,148.04)
440120	(25,024.69)
INVESTMENT EARNINGS	(25,024.69)
402	(3,847.52)
C/P CERTIFICATES OF OBLIGATION 2012	(3,847.52)
1402	(3,847.52)
440100	(3,847.52)
INTEREST-BANK	(3,847.52)
440120	-
INVESTMENT EARNINGS	-
403	4,868.04
C/P PASS THRU TOLL PROJECTS	4,868.04
1403	4,868.04
440100	4,868.04
INTEREST-BANK	4,868.04
404	(4,835.83)
C/P ROAD BONDS 2016	(4,835.83)
1404	(4,835.83)
440100	(4,835.83)
INTEREST-BANK	(4,835.83)
405	(39,825.45)
C/P ROAD BONDS 2016A	(39,825.45)
1405	(39,825.45)
440100	(39,825.45)
INTEREST-BANK	(39,825.45)
406	(81,869.80)
C/P ROAD BONDS 2018	(81,869.80)
1406	(81,869.80)
440100	(81,869.80)
INTEREST-BANK	(81,869.80)
407	(1,590,478.44)
C/P ROAD BONDS 2018B	(1,590,478.44)
1407	(666,856.80)
440100	(666,856.80)
INTEREST-BANK	(666,856.80)
9100	(39,080.72)
420206	(39,080.72)
STATE CONTRACT REIMBURSEMENT	(39,080.72)
9400	(884,540.92)
420306	(884,540.92)
OTHER CONTRACT REIMBURSEMENT	(884,540.92)
408	(23,544.00)
C/P SHERIFF'S PROJECTS	(23,544.00)
1408	(23,544.00)
450320	(23,544.00)

MISCELLANEOUS	(23,544.00)
500	(48,839,360.69)
SELF INSURANCE	(48,839,360.69)
1500	(3,000,000.00)
470100	(3,000,000.00)
TRANSFERS IN	(3,000,000.00)
2201	(45,839,360.69)
430232	(38,629,285.80)
COUNTY FUNDING	(38,629,285.80)
430240	(1,770,823.90)
EMPLOYEE/RETIREE FUNDING	(1,770,823.90)
430242	(326,544.37)
COBRA FUNDING	(326,544.37)
430244	(176,206.12)
THIRD PARTY REIMBURSEMENT	(176,206.12)
430246	(532,645.65)
STOP LOSS REIMBURSEMENT	(532,645.65)
430248	(1,568,518.72)
RX REBATES	(1,568,518.72)
430250	(178,843.70)
430260	(2,363,211.57)
EMPLOYEE CONTRIBUTION-EMPLOYEE ONLY	(2,363,211.57)
430262	(27.50)
EMPLOYEE CONTRIBUTION-EMPLOYEE AND SPOUSE	(27.50)
430264	(25.00)
EMPLOYEE CONTRIBUTION-EMPLOYEE AND CHILD	(25.00)
430266	(820.00)
EMPLOYEE CONTRIBUTION-EMPLOYEE AND FAMILY	(820.00)
430268	(287,823.15)
SUPPLEMENTAL LIFE EMPLOYEE PREMIUM	(287,823.15)
430270	(4,585.21)
DEPENDENT LIFE EMPLOYEE PREMIUM	(4,585.21)
501	(1,696,616.77)
WORKERS COMPENSATION	(1,696,616.77)
2203	(1,696,616.77)
430232	(950,000.00)
COUNTY FUNDING	(950,000.00)
430244	(464,812.52)
THIRD PARTY REIMBURSEMENT	(464,812.52)
430254	(281,804.25)
CONTRACT FUNDING	(281,804.25)
502	(2,246,794.14)
PROPERTY/CASUALTY	(2,246,794.14)
2202	(2,246,794.14)
430232	(900,000.00)
COUNTY FUNDING	(900,000.00)
430244	(1,298,890.97)
THIRD PARTY REIMBURSEMENT	(1,298,890.97)
450328	(47,903.17)
SALE OF ASSETS	(47,903.17)
(blank)	
(blank)	
(blank)	
(blank)	
(blank)	

222	(33,940,900.78)
JAIL PASS THRU	(33,940,900.78)
6601	(33,940,900.78)
420108	(33,940,900.78)
224	(148,231.76)
COURT FACILITY FEE	(148,231.76)
1224	(148,231.76)
430110	(31,047.02)
COUNTY CLERK FEES	(31,047.02)
430132	(117,184.74)
DISTRICT CLERK FEES	(117,184.74)
225	(47,054.43)
LANGUAGE ACCESS	(47,054.43)
1225	(47,054.43)
430110	(4,657.06)
COUNTY CLERK FEES	(4,657.06)
430132	(17,577.71)
DISTRICT CLERK FEES	(17,577.71)
430134	(24,819.66)
JUSTICE OF THE PEACE FEES	(24,819.66)
600	(3,460,048,857.26)
CUSTODIAL ACCOUNTS	(3,460,048,857.26)
3322	(3,460,048,857.26)
420206	22,969.77
STATE CONTRACT REIMBURSEMENT	22,969.77
430228	(3,255,436,003.78)
COLLECTION FEE	(3,255,436,003.78)
440100	(83,086.66)
INTEREST-BANK	(83,086.66)
440120	(69,401,055.77)
INVESTMENT EARNINGS	(69,401,055.77)
450100	(86,493.75)
COMMISSIONS	(86,493.75)
450320	(4,129,238.74)
MISCELLANEOUS	(4,129,238.74)
470100	(78,079,463.25)
TRANSFERS IN	(78,079,463.25)
450311	(52,856,485.08)
DEPOSITS TO BE HELD	(52,856,485.08)

MONTGOMERY COUNTY, TEXAS

REPORT OF EXPENDITURES

For Year Ended September 30, 2022

February 27, 2023

	Sum of NetTransactionAmount
100	285,487,954.44
GENERAL OPERATIONS	285,487,954.44
1100	2,413,282.28
710120	-
SALARY/OTHER	-
770100	2,413,282.28
TRANSFERS OUT	2,413,282.28
740627	-
TELEPHONE - CONTROLLED	-
2000	590,340.42
710100	159,425.59
SALARY/OFFICIAL-DEPARTMENT HEAD	159,425.59
710110	228,628.86
SALARY/REGULAR	228,628.86
710130	716.00
SALARY/OVERTIME	716.00
710140	1,927.22
SALARY/CELL PHONE ALLOWANCE	1,927.22
720100	28,349.91
SOCIAL SECURITY	28,349.91
720110	56,305.04
EMPLOYEE INSURANCE	56,305.04
720120	48,737.21
RETIREMENT	48,737.21
720140	27.00
STATE UNEMPLOYMENT TAX	27.00
730100	6,488.83
OFFICE SUPPLIES	6,488.83
730140	136.06
JANITOR SUPPLIES	136.06
730310	585.65
UNIFORMS	585.65
730370	196.00
PERIODICALS	196.00
740510	175.00
PROFESSIONAL DEVELOPMENT	175.00
740530	455.88
MOBILE PHONE AND DATA	455.88
740540	18.79
TRAVEL EXPENSE	18.79
740580	438.65
PRINTING	438.65
740660	5,387.19
EQUIPMENT RENTAL	5,387.19
740720	52,094.25
INDIGENT INTERMENT	52,094.25
730101	247.29
FOOD SUPPLIES	247.29

2100	649,419.57
710100	146,630.18
SALARY/OFFICIAL-DEPARTMENT HEAD	146,630.18
710110	291,302.79
SALARY/REGULAR	291,302.79
710130	285.46
SALARY/OVERTIME	285.46
710140	963.61
SALARY/CELL PHONE ALLOWANCE	963.61
720100	32,771.18
SOCIAL SECURITY	32,771.18
720110	79,647.90
EMPLOYEE INSURANCE	79,647.90
720120	54,791.19
RETIREMENT	54,791.19
720140	190.89
STATE UNEMPLOYMENT TAX	190.89
730100	6,342.51
OFFICE SUPPLIES	6,342.51
730210	244.10
DATA PROCESSING SUPPLIES	244.10
740120	4,313.58
MEDICAL SERVICES	4,313.58
740420	15.64
COURIER SERVICE	15.64
740512	26,799.00
PROFESSIONAL SERVICES	26,799.00
740660	3,665.64
EQUIPMENT RENTAL	3,665.64
740680	1,450.90
MEMBERSHIP/ASSOCIATION DUES	1,450.90
740250	5.00
PENALTY/LATE CHARGE	5.00
2101	275.00
740512	275.00
PROFESSIONAL SERVICES	275.00
2200	918,735.39
710100	142,269.15
SALARY/OFFICIAL-DEPARTMENT HEAD	142,269.15
710110	441,473.98
SALARY/REGULAR	441,473.98
710140	982.93
SALARY/CELL PHONE ALLOWANCE	982.93
720100	43,605.15
SOCIAL SECURITY	43,605.15
720110	115,404.56
EMPLOYEE INSURANCE	115,404.56
720120	72,973.14
RETIREMENT	72,973.14
720140	302.76
STATE UNEMPLOYMENT TAX	302.76
730100	9,671.82
OFFICE SUPPLIES	9,671.82
730240	312.73

FUEL - CONTROLLED	312.73
730390	10,005.77
MEDICAL SUPPLIES	10,005.77
740140	71.89
VEHICLE MAINTENANCE - CONTROLLED	71.89
740510	3,796.08
PROFESSIONAL DEVELOPMENT	3,796.08
740512	14,286.67
PROFESSIONAL SERVICES	14,286.67
740530	1,778.02
MOBILE PHONE AND DATA	1,778.02
740540	8,166.93
TRAVEL EXPENSE	8,166.93
740550	34,883.34
SAFETY PROGRAM	34,883.34
740660	3,375.58
EQUIPMENT RENTAL	3,375.58
740680	3,249.89
MEMBERSHIP/ASSOCIATION DUES	3,249.89
740950	71.00
BONDS-NOTARIES	71.00
750400	19,894.00
CAPITAL OUTLAY-FURNITURE FIXTURES AND EQUIPMENT	19,894.00
790100	(7,840.00)
REIMBURSEMENTS CLEARING	(7,840.00)
2300	2,602,508.84
710100	139,576.12
SALARY/OFFICIAL-DEPARTMENT HEAD	139,576.12
710110	1,592,798.63
SALARY/REGULAR	1,592,798.63
720100	126,616.85
SOCIAL SECURITY	126,616.85
720110	475,432.54
EMPLOYEE INSURANCE	475,432.54
720120	216,007.63
RETIREMENT	216,007.63
720140	911.57
STATE UNEMPLOYMENT TAX	911.57
730100	14,022.02
OFFICE SUPPLIES	14,022.02
730110	450.00
POSTAGE	450.00
730120	500.00
BOOK SUPPLEMENTS	500.00
730170	11,018.43
BIRTH CERTIFICATES	11,018.43
730210	4,462.19
DATA PROCESSING SUPPLIES	4,462.19
730370	135.00
PERIODICALS	135.00
740110	69.95
IT SOFTWARE MAINTENANCE	69.95
740504	-
ONLINE SERVICES	-

740510	2,400.00
PROFESSIONAL DEVELOPMENT	2,400.00
740512	284.00
PROFESSIONAL SERVICES	284.00
740540	5,350.51
TRAVEL EXPENSE	5,350.51
740580	1,810.00
PRINTING	1,810.00
740660	10,677.60
EQUIPMENT RENTAL	10,677.60
740680	175.00
MEMBERSHIP/ASSOCIATION DUES	175.00
790100	(189.20)
REIMBURSEMENTS CLEARING	(189.20)
2302	400,016.44
710110	242,819.13
SALARY/REGULAR	242,819.13
720100	17,627.27
SOCIAL SECURITY	17,627.27
720110	70,381.30
EMPLOYEE INSURANCE	70,381.30
720120	30,308.26
RETIREMENT	30,308.26
720140	45.00
STATE UNEMPLOYMENT TAX	45.00
730100	2,567.36
OFFICE SUPPLIES	2,567.36
730110	8,876.45
POSTAGE	8,876.45
740510	100.00
PROFESSIONAL DEVELOPMENT	100.00
740512	14,955.50
PROFESSIONAL SERVICES	14,955.50
740540	1,206.35
TRAVEL EXPENSE	1,206.35
740640	8,218.31
CONTRACT SERVICES	8,218.31
740660	2,951.51
EQUIPMENT RENTAL	2,951.51
790100	(40.00)
REIMBURSEMENTS CLEARING	(40.00)
2400	352,044.92
710100	90,953.91
SALARY/OFFICIAL-DEPARTMENT HEAD	90,953.91
710110	146,351.57
SALARY/REGULAR	146,351.57
720100	17,385.82
SOCIAL SECURITY	17,385.82
720110	56,305.04
EMPLOYEE INSURANCE	56,305.04
720120	29,608.46
RETIREMENT	29,608.46
720140	36.00
STATE UNEMPLOYMENT TAX	36.00

730100	1,791.22
OFFICE SUPPLIES	1,791.22
740510	2,100.00
PROFESSIONAL DEVELOPMENT	2,100.00
740540	4,457.05
TRAVEL EXPENSE	4,457.05
740580	368.36
PRINTING	368.36
740660	2,461.84
EQUIPMENT RENTAL	2,461.84
740680	210.00
MEMBERSHIP/ASSOCIATION DUES	210.00
740260	15.65
INTEREST ON CREDIT CARDS	15.65
2500	9,740,966.03
710100	130,635.76
SALARY/OFFICIAL-DEPARTMENT HEAD	130,635.76
710110	801,191.87
SALARY/REGULAR	801,191.87
710130	90,348.09
SALARY/OVERTIME	90,348.09
720100	76,585.38
SOCIAL SECURITY	76,585.38
720110	152,122.82
EMPLOYEE INSURANCE	152,122.82
720120	94,387.40
RETIREMENT	94,387.40
720140	6,932.90
STATE UNEMPLOYMENT TAX	6,932.90
730100	26,048.05
OFFICE SUPPLIES	26,048.05
730110	36.95
POSTAGE	36.95
730120	-
BOOK SUPPLEMENTS	-
730210	28,078.07
DATA PROCESSING SUPPLIES	28,078.07
730220	566.43
REPLACEMENTS	566.43
730240	713.04
FUEL - CONTROLLED	713.04
730250	150.00
SHOP SUPPLIES	150.00
730370	223.15
PERIODICALS	223.15
740140	132.73
VEHICLE MAINTENANCE - CONTROLLED	132.73
740512	152,842.37
PROFESSIONAL SERVICES	152,842.37
740530	7,976.65
MOBILE PHONE AND DATA	7,976.65
740540	11,696.34
TRAVEL EXPENSE	11,696.34
740580	74,508.21

PRINTING	74,508.21
740628	2,304.00
TELEPHONE-FIBER OPTIC - CONTROLLED	2,304.00
740654	2,581.00
COMMUNITY BUILDING/VOTING BOX	2,581.00
740656	311.80
RENT AND LEASES	311.80
740660	401.63
EQUIPMENT RENTAL	401.63
750400	8,079,172.32
CAPITAL OUTLAY-FURNITURE FIXTURES AND EQUIPMENT	8,079,172.32
790100	(410.93)
REIMBURSEMENTS CLEARING	(410.93)
740625	1,430.00
REFUSE COLLECTION - CONTROLLED	1,430.00
2501	189,500.16
710110	43,554.63
SALARY/REGULAR	43,554.63
710130	3,077.22
SALARY/OVERTIME	3,077.22
720100	3,567.34
SOCIAL SECURITY	3,567.34
730100	3,233.31
OFFICE SUPPLIES	3,233.31
730210	2,676.40
DATA PROCESSING SUPPLIES	2,676.40
730320	11,201.82
IT HARDWARE	11,201.82
740504	250.00
ONLINE SERVICES	250.00
740512	2,963.61
PROFESSIONAL SERVICES	2,963.61
790100	118,975.83
REIMBURSEMENTS CLEARING	118,975.83
2600	11,976,239.66
710100	137,455.62
SALARY/OFFICIAL-DEPARTMENT HEAD	137,455.62
710110	2,917,314.62
SALARY/REGULAR	2,917,314.62
710120	-
SALARY/OTHER	-
710140	6,629.51
SALARY/CELL PHONE ALLOWANCE	6,629.51
720100	227,526.85
SOCIAL SECURITY	227,526.85
720110	530,806.71
EMPLOYEE INSURANCE	530,806.71
720120	382,193.12
RETIREMENT	382,193.12
720140	1,054.02
STATE UNEMPLOYMENT TAX	1,054.02
730100	47,808.98
OFFICE SUPPLIES	47,808.98
730110	35,513.25

POSTAGE	35,513.25
730210	31,354.27
DATA PROCESSING SUPPLIES	31,354.27
730220	6,639.57
REPLACEMENTS	6,639.57
730250	2,183.77
SHOP SUPPLIES	2,183.77
730270	12,700.00
LAW ENFORCEMENT SPECIFIC SUPPLIES	12,700.00
730320	1,422,141.08
IT HARDWARE	1,422,141.08
730330	454,791.41
IT SOFTWARE	454,791.41
730332	372,643.33
TELEPHONE-REPAIRS/REPLACEMENT-CONTROLLED	372,643.33
740110	2,571,363.82
IT SOFTWARE MAINTENANCE	2,571,363.82
740140	45,123.91
VEHICLE MAINTENANCE - CONTROLLED	45,123.91
740420	7,951.00
COURIER SERVICE	7,951.00
740510	1,784.08
PROFESSIONAL DEVELOPMENT	1,784.08
740512	581,233.59
PROFESSIONAL SERVICES	581,233.59
740530	32,479.13
MOBILE PHONE AND DATA	32,479.13
740540	8,043.70
TRAVEL EXPENSE	8,043.70
740620	840.00
ELECTRICITY - CONTROLLED	840.00
740628	227,259.24
TELEPHONE-FIBER OPTIC - CONTROLLED	227,259.24
740640	33,005.83
CONTRACT SERVICES	33,005.83
740650	52.52
SIGN AND SIGNAL MAINTENANCE	52.52
740660	2,232.14
EQUIPMENT RENTAL	2,232.14
740662	359,496.36
LEASE TO PURCHASE	359,496.36
740680	175.00
MEMBERSHIP/ASSOCIATION DUES	175.00
750400	61,307.56
CAPITAL OUTLAY-FURNITURE FIXTURES AND EQUIPMENT	61,307.56
750800	544,671.58
MAJOR PROJECTS	544,671.58
790100	(6,490.88)
REIMBURSEMENTS CLEARING	(6,490.88)
740627	892,525.37
TELEPHONE - CONTROLLED	892,525.37
740100	24,429.60
IT HARDWARE MAINTENANCE	24,429.60
740240	-

CHANGE OF VENUE	-
2700	3,800,957.14
710100	139,576.12
SALARY/OFFICIAL-DEPARTMENT HEAD	139,576.12
710110	2,367,394.82
SALARY/REGULAR	2,367,394.82
720100	183,949.33
SOCIAL SECURITY	183,949.33
720110	760,158.55
EMPLOYEE INSURANCE	760,158.55
720120	312,810.96
RETIREMENT	312,810.96
720140	1,956.83
STATE UNEMPLOYMENT TAX	1,956.83
730100	10,155.26
OFFICE SUPPLIES	10,155.26
740110	40.00
IT SOFTWARE MAINTENANCE	40.00
740510	1,360.00
PROFESSIONAL DEVELOPMENT	1,360.00
740540	4,759.44
TRAVEL EXPENSE	4,759.44
740580	750.00
PRINTING	750.00
740640	6,251.40
CONTRACT SERVICES	6,251.40
740660	12,173.44
EQUIPMENT RENTAL	12,173.44
740680	175.00
MEMBERSHIP/ASSOCIATION DUES	175.00
790100	(554.01)
REIMBURSEMENTS CLEARING	(554.01)
2800	3,692,359.49
710100	192,900.44
SALARY/OFFICIAL-DEPARTMENT HEAD	192,900.44
710110	2,352,497.86
SALARY/REGULAR	2,352,497.86
710130	54.55
SALARY/OVERTIME	54.55
710140	1,686.58
SALARY/CELL PHONE ALLOWANCE	1,686.58
710150	-
SALARY/SPECIAL PAY	-
720100	193,169.79
SOCIAL SECURITY	193,169.79
720110	423,204.49
EMPLOYEE INSURANCE	423,204.49
720120	326,424.46
RETIREMENT	326,424.46
720140	314.31
STATE UNEMPLOYMENT TAX	314.31
730100	25,240.29
OFFICE SUPPLIES	25,240.29
730120	28,215.57

BOOK SUPPLEMENTS	28,215.57
740220	88,812.24
LEGAL/LITIGATION COSTS	88,812.24
740504	21,876.95
ONLINE SERVICES	21,876.95
740510	14,991.86
PROFESSIONAL DEVELOPMENT	14,991.86
740540	8,507.18
TRAVEL EXPENSE	8,507.18
740580	642.00
PRINTING	642.00
740640	2,196.69
CONTRACT SERVICES	2,196.69
740660	7,535.52
EQUIPMENT RENTAL	7,535.52
740680	4,275.00
MEMBERSHIP/ASSOCIATION DUES	4,275.00
740970	344.17
FREIGHT AND HANDLING	344.17
790100	(530.46)
REIMBURSEMENTS CLEARING	(530.46)
2801	163,826.84
710150	78,900.00
SALARY/SPECIAL PAY	78,900.00
730100	1,274.60
OFFICE SUPPLIES	1,274.60
730110	27.43
POSTAGE	27.43
730210	-
DATA PROCESSING SUPPLIES	-
730320	3,551.38
IT HARDWARE	3,551.38
730330	270.63
IT SOFTWARE	270.63
740220	76.00
LEGAL/LITIGATION COSTS	76.00
740230	82.00
LITIGATION EXPENSES	82.00
740484	-
COURT REPORTER TRANSCRIPT	-
740510	295.00
PROFESSIONAL DEVELOPMENT	295.00
740640	72,864.82
CONTRACT SERVICES	72,864.82
740680	6,227.00
MEMBERSHIP/ASSOCIATION DUES	6,227.00
730101	80.98
FOOD SUPPLIES	80.98
740450	(172.00)
SERVICE/CITATIONS	(172.00)
740145	349.00
EQUIPMENT MAINTENANCE/REPAIR - CONTROLLED	349.00
3000	3,405,866.94
710100	119,414.94

SALARY/OFFICIAL-DEPARTMENT HEAD	119,414.94
710110	1,771,906.51
SALARY/REGULAR	1,771,906.51
710120	(768.06)
SALARY/OTHER	(768.06)
710130	187,538.77
SALARY/OVERTIME	187,538.77
710140	-
SALARY/CELL PHONE ALLOWANCE	-
720100	154,776.22
SOCIAL SECURITY	154,776.22
720110	486,785.86
EMPLOYEE INSURANCE	486,785.86
720120	260,169.50
RETIREMENT	260,169.50
720140	1,906.75
STATE UNEMPLOYMENT TAX	1,906.75
730100	5,812.45
OFFICE SUPPLIES	5,812.45
730140	233,822.00
JANITOR SUPPLIES	233,822.00
730220	25,161.53
REPLACEMENTS	25,161.53
730240	28,296.27
FUEL - CONTROLLED	28,296.27
730250	545.66
SHOP SUPPLIES	545.66
730260	291.42
VEHICLE SUPPLIES	291.42
730300	319.22
COMMUNITY AWARENESS SUPPLIES	319.22
730310	9,929.21
UNIFORMS	9,929.21
740140	40,878.93
VEHICLE MAINTENANCE - CONTROLLED	40,878.93
740510	1,710.99
PROFESSIONAL DEVELOPMENT	1,710.99
740512	64,806.34
PROFESSIONAL SERVICES	64,806.34
740530	10,757.96
MOBILE PHONE AND DATA	10,757.96
740660	1,767.52
EQUIPMENT RENTAL	1,767.52
740260	36.95
INTEREST ON CREDIT CARDS	36.95
3100	9,789,770.41
710100	132,730.30
SALARY/OFFICIAL-DEPARTMENT HEAD	132,730.30
710110	2,372,926.10
SALARY/REGULAR	2,372,926.10
710120	-
SALARY/OTHER	-
710130	79,642.74
SALARY/OVERTIME	79,642.74

720100	192,925.92
SOCIAL SECURITY	192,925.92
720110	618,903.36
EMPLOYEE INSURANCE	618,903.36
720120	324,940.36
RETIREMENT	324,940.36
720140	565.67
STATE UNEMPLOYMENT TAX	565.67
730100	1,740.89
OFFICE SUPPLIES	1,740.89
730140	184.00
JANITOR SUPPLIES	184.00
730220	682,509.17
REPLACEMENTS	682,509.17
730240	168,029.89
FUEL - CONTROLLED	168,029.89
730250	113,902.60
SHOP SUPPLIES	113,902.60
730310	18,859.51
UNIFORMS	18,859.51
740140	31,763.77
VEHICLE MAINTENANCE - CONTROLLED	31,763.77
740150	62,821.29
LANDSCAPE MAINTENANCE	62,821.29
740510	3,479.35
PROFESSIONAL DEVELOPMENT	3,479.35
740512	180,933.13
PROFESSIONAL SERVICES	180,933.13
740530	13,218.12
MOBILE PHONE AND DATA	13,218.12
740620	3,429,490.21
ELECTRICITY - CONTROLLED	3,429,490.21
740622	166,702.74
GAS - CONTROLLED	166,702.74
740624	931,493.74
WATER AND SEWER - CONTROLLED	931,493.74
740640	147,451.07
CONTRACT SERVICES	147,451.07
740660	24,425.82
EQUIPMENT RENTAL	24,425.82
740750	110,982.25
REMODEL	110,982.25
750800	3,697.54
MAJOR PROJECTS	3,697.54
790100	(24,549.13)
REIMBURSEMENTS CLEARING	(24,549.13)
3200	1,765,425.57
730100	-
OFFICE SUPPLIES	-
730390	93,920.57
MEDICAL SUPPLIES	93,920.57
740120	97,500.00
MEDICAL SERVICES	97,500.00
740500	-

ECONOMIC DEVELOPMENT	-
740512	361,525.00
PROFESSIONAL SERVICES	361,525.00
740640	1,196,873.00
CONTRACT SERVICES	1,196,873.00
740642	15,000.00
SOIL CONSERVATION	15,000.00
740690	607.00
COURT COST	607.00
3210	27,079,763.97
720110	5,696,000.00
EMPLOYEE INSURANCE	5,696,000.00
720120	10,000,000.00
RETIREMENT	10,000,000.00
720130	950,000.00
WORKERS COMPENSATION	950,000.00
730100	8,099.29
OFFICE SUPPLIES	8,099.29
730110	585,679.88
POSTAGE	585,679.88
730370	1,678.50
PERIODICALS	1,678.50
740110	4,554.00
IT SOFTWARE MAINTENANCE	4,554.00
740120	2,945.79
MEDICAL SERVICES	2,945.79
740220	13,350.00
LEGAL/LITIGATION COSTS	13,350.00
740400	75,800.00
AUDIT	75,800.00
740500	4,200,437.20
ECONOMIC DEVELOPMENT	4,200,437.20
740502	2,099,400.99
CENTRAL APPRAISAL DISTRICT	2,099,400.99
740512	108,430.88
PROFESSIONAL SERVICES	108,430.88
740570	77,263.20
ADVERTISING	77,263.20
740640	349,386.17
CONTRACT SERVICES	349,386.17
740656	29,865.36
RENT AND LEASES	29,865.36
740660	1,065.48
EQUIPMENT RENTAL	1,065.48
740662	1,959,354.53
LEASE TO PURCHASE	1,959,354.53
740680	32,542.72
MEMBERSHIP/ASSOCIATION DUES	32,542.72
740700	500,000.00
INSURANCE/BOND PREMIUMS	500,000.00
750600	7,681.30
CAPITAL OUTLAY-VEHICLES	7,681.30
740627	551.05
TELEPHONE - CONTROLLED	551.05

740100	438.60
IT HARDWARE MAINTENANCE	438.60
730410	(0.97)
INVOICE TOLERANCE*	(0.97)
760710	375,240.00
CONTINGENCY-OPERATIONS	375,240.00
3220	200,219.23
740512	200,219.23
PROFESSIONAL SERVICES	200,219.23
3230	283,626.12
710110	189,222.45
SALARY/REGULAR	189,222.45
720100	14,003.63
SOCIAL SECURITY	14,003.63
720110	56,305.04
EMPLOYEE INSURANCE	56,305.04
720120	23,609.07
RETIREMENT	23,609.07
720140	36.00
STATE UNEMPLOYMENT TAX	36.00
730100	449.93
OFFICE SUPPLIES	449.93
3240	32,733.17
740512	32,733.17
PROFESSIONAL SERVICES	32,733.17
3250	47,224.13
710120	1,920.00
SALARY/OTHER	1,920.00
730100	33.54
OFFICE SUPPLIES	33.54
730160	10,399.72
CLOTHING	10,399.72
740120	2,241.00
MEDICAL SERVICES	2,241.00
740510	550.00
PROFESSIONAL DEVELOPMENT	550.00
740560	2,068.08
TRANSPORTATION	2,068.08
740770	28,270.00
ALLOWANCE	28,270.00
740627	1,371.79
TELEPHONE - CONTROLLED	1,371.79
740450	370.00
SERVICE/CITATIONS	370.00
3300	1,101,188.49
710100	149,321.91
SALARY/OFFICIAL-DEPARTMENT HEAD	149,321.91
710110	623,561.11
SALARY/REGULAR	623,561.11
710120	-
SALARY/OTHER	-
710130	600.43
SALARY/OVERTIME	600.43
720100	57,076.84

SOCIAL SECURITY	57,076.84
720110	151,082.33
EMPLOYEE INSURANCE	151,082.33
720120	96,594.03
RETIREMENT	96,594.03
720140	197.56
STATE UNEMPLOYMENT TAX	197.56
730100	7,819.63
OFFICE SUPPLIES	7,819.63
740140	741.42
VEHICLE MAINTENANCE - CONTROLLED	741.42
740510	5,353.39
PROFESSIONAL DEVELOPMENT	5,353.39
740530	911.76
MOBILE PHONE AND DATA	911.76
740540	7,022.85
TRAVEL EXPENSE	7,022.85
740680	915.82
MEMBERSHIP/ASSOCIATION DUES	915.82
790100	(10.59)
REIMBURSEMENTS CLEARING	(10.59)
3400	2,379,314.60
710100	158,038.40
SALARY/OFFICIAL-DEPARTMENT HEAD	158,038.40
710110	1,494,756.37
SALARY/REGULAR	1,494,756.37
710130	919.38
SALARY/OVERTIME	919.38
720100	122,525.39
SOCIAL SECURITY	122,525.39
720110	339,678.68
EMPLOYEE INSURANCE	339,678.68
720120	206,320.37
RETIREMENT	206,320.37
720140	1,094.02
STATE UNEMPLOYMENT TAX	1,094.02
730100	15,217.64
OFFICE SUPPLIES	15,217.64
730110	8.94
POSTAGE	8.94
730240	94.05
FUEL - CONTROLLED	94.05
740140	141.51
VEHICLE MAINTENANCE - CONTROLLED	141.51
740510	11,160.25
PROFESSIONAL DEVELOPMENT	11,160.25
740512	476.99
PROFESSIONAL SERVICES	476.99
740530	1,323.63
MOBILE PHONE AND DATA	1,323.63
740540	7,988.62
TRAVEL EXPENSE	7,988.62
740640	9,500.00
CONTRACT SERVICES	9,500.00

740656	312.00
RENT AND LEASES	312.00
740660	7,859.39
EQUIPMENT RENTAL	7,859.39
740680	2,173.97
MEMBERSHIP/ASSOCIATION DUES	2,173.97
790100	(275.00)
REIMBURSEMENTS CLEARING	(275.00)
3500	418,821.23
710100	131,730.85
SALARY/OFFICIAL-DEPARTMENT HEAD	131,730.85
710110	168,589.44
SALARY/REGULAR	168,589.44
710140	963.61
SALARY/CELL PHONE ALLOWANCE	963.61
720100	22,483.39
SOCIAL SECURITY	22,483.39
720110	47,738.85
EMPLOYEE INSURANCE	47,738.85
720120	37,614.03
RETIREMENT	37,614.03
720140	115.00
STATE UNEMPLOYMENT TAX	115.00
730100	1,602.94
OFFICE SUPPLIES	1,602.94
730140	1,514.00
JANITOR SUPPLIES	1,514.00
740510	855.00
PROFESSIONAL DEVELOPMENT	855.00
740530	569.85
MOBILE PHONE AND DATA	569.85
740540	2,412.99
TRAVEL EXPENSE	2,412.99
740580	62.81
PRINTING	62.81
740660	2,448.47
EQUIPMENT RENTAL	2,448.47
740680	120.00
MEMBERSHIP/ASSOCIATION DUES	120.00
3600	781,774.99
710100	150,185.40
SALARY/OFFICIAL-DEPARTMENT HEAD	150,185.40
710110	384,260.92
SALARY/REGULAR	384,260.92
710130	1,159.37
SALARY/OVERTIME	1,159.37
720100	39,302.32
SOCIAL SECURITY	39,302.32
720110	112,588.75
EMPLOYEE INSURANCE	112,588.75
720120	66,814.11
RETIREMENT	66,814.11
720140	404.25
STATE UNEMPLOYMENT TAX	404.25

730100	4,799.99
OFFICE SUPPLIES	4,799.99
740510	2,180.00
PROFESSIONAL DEVELOPMENT	2,180.00
740540	4,262.80
TRAVEL EXPENSE	4,262.80
740640	12,791.13
CONTRACT SERVICES	12,791.13
740660	2,635.95
EQUIPMENT RENTAL	2,635.95
740680	390.00
MEMBERSHIP/ASSOCIATION DUES	390.00
3700	4,997,116.12
710100	162,542.80
SALARY/OFFICIAL-DEPARTMENT HEAD	162,542.80
710110	3,032,796.73
SALARY/REGULAR	3,032,796.73
710130	37,273.78
SALARY/OVERTIME	37,273.78
710140	963.61
SALARY/CELL PHONE ALLOWANCE	963.61
720100	239,793.68
SOCIAL SECURITY	239,793.68
720110	850,045.11
EMPLOYEE INSURANCE	850,045.11
720120	403,470.18
RETIREMENT	403,470.18
720140	2,065.28
STATE UNEMPLOYMENT TAX	2,065.28
730100	62,457.97
OFFICE SUPPLIES	62,457.97
730210	28,858.04
DATA PROCESSING SUPPLIES	28,858.04
740140	1,344.69
VEHICLE MAINTENANCE - CONTROLLED	1,344.69
740510	7,735.00
PROFESSIONAL DEVELOPMENT	7,735.00
740540	3,311.25
TRAVEL EXPENSE	3,311.25
740580	53,926.33
PRINTING	53,926.33
740640	106,741.51
CONTRACT SERVICES	106,741.51
740660	200.16
EQUIPMENT RENTAL	200.16
740680	3,590.00
MEMBERSHIP/ASSOCIATION DUES	3,590.00
790100	-
REIMBURSEMENTS CLEARING	-
3701	15,019.03
740510	1,850.00
PROFESSIONAL DEVELOPMENT	1,850.00
740540	13,169.03
TRAVEL EXPENSE	13,169.03

4000	2,131,488.96
710100	125,449.87
SALARY/OFFICIAL-DEPARTMENT HEAD	125,449.87
710110	1,346,003.73
SALARY/REGULAR	1,346,003.73
710120	-
SALARY/OTHER	-
720100	107,355.09
SOCIAL SECURITY	107,355.09
720110	291,928.08
EMPLOYEE INSURANCE	291,928.08
720120	183,605.05
RETIREMENT	183,605.05
720140	197.60
STATE UNEMPLOYMENT TAX	197.60
730100	8,088.97
OFFICE SUPPLIES	8,088.97
730120	1,210.00
BOOK SUPPLEMENTS	1,210.00
730240	7,489.33
FUEL - CONTROLLED	7,489.33
730310	1,036.11
UNIFORMS	1,036.11
730370	88.00
PERIODICALS	88.00
740140	2,568.93
VEHICLE MAINTENANCE - CONTROLLED	2,568.93
740510	2,768.00
PROFESSIONAL DEVELOPMENT	2,768.00
740528	26,536.50
PROFESSIONAL SERVICES-STORMWATER	26,536.50
740530	15,580.91
MOBILE PHONE AND DATA	15,580.91
740540	4,833.22
TRAVEL EXPENSE	4,833.22
740580	2,517.05
PRINTING	2,517.05
740660	3,269.52
EQUIPMENT RENTAL	3,269.52
740680	963.00
MEMBERSHIP/ASSOCIATION DUES	963.00
4001	588,885.96
710100	113,312.70
SALARY/OFFICIAL-DEPARTMENT HEAD	113,312.70
710110	284,332.67
SALARY/REGULAR	284,332.67
710130	672.72
SALARY/OVERTIME	672.72
710140	834.39
SALARY/CELL PHONE ALLOWANCE	834.39
720100	29,259.35
SOCIAL SECURITY	29,259.35
720110	95,560.85
EMPLOYEE INSURANCE	95,560.85

720120	49,825.55
RETIREMENT	49,825.55
720140	245.25
STATE UNEMPLOYMENT TAX	245.25
730100	10,372.88
OFFICE SUPPLIES	10,372.88
740510	85.00
PROFESSIONAL DEVELOPMENT	85.00
740540	359.88
TRAVEL EXPENSE	359.88
740580	559.88
PRINTING	559.88
740660	3,264.84
EQUIPMENT RENTAL	3,264.84
740680	200.00
MEMBERSHIP/ASSOCIATION DUES	200.00
4100	5,071,468.55
710100	132,730.10
SALARY/OFFICIAL-DEPARTMENT HEAD	132,730.10
710110	2,039,250.23
SALARY/REGULAR	2,039,250.23
710130	149,684.37
SALARY/OVERTIME	149,684.37
710140	6,663.73
SALARY/CELL PHONE ALLOWANCE	6,663.73
720100	173,743.06
SOCIAL SECURITY	173,743.06
720110	624,148.32
EMPLOYEE INSURANCE	624,148.32
720120	290,492.10
RETIREMENT	290,492.10
720140	2,174.48
STATE UNEMPLOYMENT TAX	2,174.48
730100	167,371.30
OFFICE SUPPLIES	167,371.30
730140	7,883.72
JANITOR SUPPLIES	7,883.72
730220	26,859.34
REPLACEMENTS	26,859.34
730240	80,286.42
FUEL - CONTROLLED	80,286.42
730250	27,407.72
SHOP SUPPLIES	27,407.72
730260	26,463.75
VEHICLE SUPPLIES	26,463.75
730280	133,086.10
CANINE EXPENSES	133,086.10
730290	123,325.00
SPAY/NEUTER PROGRAM EXPENSE	123,325.00
730310	13,429.64
UNIFORMS	13,429.64
730390	551,356.34
MEDICAL SUPPLIES	551,356.34
740140	20,339.81

VEHICLE MAINTENANCE - CONTROLLED	20,339.81
740410	1,602.63
TOLLS	1,602.63
740510	8,283.90
PROFESSIONAL DEVELOPMENT	8,283.90
740512	42,337.23
PROFESSIONAL SERVICES	42,337.23
740530	10,119.34
MOBILE PHONE AND DATA	10,119.34
740540	38,053.23
TRAVEL EXPENSE	38,053.23
740580	995.37
PRINTING	995.37
740640	7,650.00
CONTRACT SERVICES	7,650.00
740660	16,024.87
EQUIPMENT RENTAL	16,024.87
750400	342,500.00
CAPITAL OUTLAY-FURNITURE FIXTURES AND EQUIPMENT	342,500.00
790100	(1,120.00)
REIMBURSEMENTS CLEARING	(1,120.00)
730410	255.00
INVOICE TOLERANCE*	255.00
740145	8,071.45
EQUIPMENT MAINTENANCE/REPAIR - CONTROLLED	8,071.45
4200	2,303,396.51
710100	301,905.73
SALARY/OFFICIAL-DEPARTMENT HEAD	301,905.73
710110	884,623.19
SALARY/REGULAR	884,623.19
710120	-
SALARY/OTHER	-
710130	34,438.34
SALARY/OVERTIME	34,438.34
720100	69,537.34
SOCIAL SECURITY	69,537.34
720110	127,903.19
EMPLOYEE INSURANCE	127,903.19
720120	152,430.39
RETIREMENT	152,430.39
720140	126.00
STATE UNEMPLOYMENT TAX	126.00
730100	7,585.21
OFFICE SUPPLIES	7,585.21
730110	1,499.46
POSTAGE	1,499.46
730220	20,929.10
REPLACEMENTS	20,929.10
730240	2,005.94
FUEL - CONTROLLED	2,005.94
730310	1,636.08
UNIFORMS	1,636.08
730390	48,974.68
MEDICAL SUPPLIES	48,974.68

740120	3,068.15
MEDICAL SERVICES	3,068.15
740140	1,454.06
VEHICLE MAINTENANCE - CONTROLLED	1,454.06
740420	2,736.00
COURIER SERVICE	2,736.00
740510	3,711.70
PROFESSIONAL DEVELOPMENT	3,711.70
740512	3,974.10
PROFESSIONAL SERVICES	3,974.10
740530	2,234.50
MOBILE PHONE AND DATA	2,234.50
740540	2,189.36
TRAVEL EXPENSE	2,189.36
740560	250,781.49
TRANSPORTATION	250,781.49
740640	371,896.20
CONTRACT SERVICES	371,896.20
740656	3,678.43
RENT AND LEASES	3,678.43
740660	2,038.42
EQUIPMENT RENTAL	2,038.42
740680	1,380.00
MEMBERSHIP/ASSOCIATION DUES	1,380.00
790100	(310.00)
REIMBURSEMENTS CLEARING	(310.00)
730101	27.45
FOOD SUPPLIES	27.45
740145	942.00
EQUIPMENT MAINTENANCE/REPAIR - CONTROLLED	942.00
4300	163,983.58
710100	121,192.29
SALARY/OFFICIAL-DEPARTMENT HEAD	121,192.29
710140	963.61
SALARY/CELL PHONE ALLOWANCE	963.61
720100	9,204.68
SOCIAL SECURITY	9,204.68
720110	14,076.26
EMPLOYEE INSURANCE	14,076.26
720120	15,241.40
RETIREMENT	15,241.40
720140	9.00
STATE UNEMPLOYMENT TAX	9.00
730100	1,225.98
OFFICE SUPPLIES	1,225.98
730240	1,177.36
FUEL - CONTROLLED	1,177.36
740510	719.00
PROFESSIONAL DEVELOPMENT	719.00
740680	174.00
MEMBERSHIP/ASSOCIATION DUES	174.00
4400	980,211.74
710100	115,714.04
SALARY/OFFICIAL-DEPARTMENT HEAD	115,714.04

710110	330,454.67
SALARY/REGULAR	330,454.67
710120	-
SALARY/OTHER	-
710130	3,354.96
SALARY/OVERTIME	3,354.96
720100	33,429.18
SOCIAL SECURITY	33,429.18
720110	116,278.43
EMPLOYEE INSURANCE	116,278.43
720120	56,312.66
RETIREMENT	56,312.66
720140	255.49
STATE UNEMPLOYMENT TAX	255.49
730100	566.23
OFFICE SUPPLIES	566.23
730140	27,971.45
JANITOR SUPPLIES	27,971.45
730220	16,370.20
REPLACEMENTS	16,370.20
730240	9,100.56
FUEL - CONTROLLED	9,100.56
730250	7,855.99
SHOP SUPPLIES	7,855.99
730260	1,853.58
VEHICLE SUPPLIES	1,853.58
730310	1,756.67
UNIFORMS	1,756.67
730330	825.22
IT SOFTWARE	825.22
730350	4,256.07
AGRICULTURE SUPPLIES	4,256.07
730370	235.61
PERIODICALS	235.61
730380	5,402.72
AUDIO/VISUAL SUPPLIES	5,402.72
740110	500.00
IT SOFTWARE MAINTENANCE	500.00
740140	1,580.96
VEHICLE MAINTENANCE - CONTROLLED	1,580.96
740150	83,648.46
LANDSCAPE MAINTENANCE	83,648.46
740510	2,507.58
PROFESSIONAL DEVELOPMENT	2,507.58
740530	4,370.95
MOBILE PHONE AND DATA	4,370.95
740540	717.95
TRAVEL EXPENSE	717.95
740570	3,099.00
ADVERTISING	3,099.00
740640	130,390.74
CONTRACT SERVICES	130,390.74
740660	3,416.20
EQUIPMENT RENTAL	3,416.20

740680	910.00
MEMBERSHIP/ASSOCIATION DUES	910.00
790100	-
REIMBURSEMENTS CLEARING	-
740145	17,076.17
EQUIPMENT MAINTENANCE/REPAIR - CONTROLLED	17,076.17
4500	9,860,892.23
710100	98,162.50
SALARY/OFFICIAL-DEPARTMENT HEAD	98,162.50
710110	5,882,497.32
SALARY/REGULAR	5,882,497.32
710130	-
SALARY/OVERTIME	-
720100	445,852.31
SOCIAL SECURITY	445,852.31
720110	1,636,757.98
EMPLOYEE INSURANCE	1,636,757.98
720120	746,254.77
RETIREMENT	746,254.77
720140	4,100.73
STATE UNEMPLOYMENT TAX	4,100.73
730100	23,348.56
OFFICE SUPPLIES	23,348.56
730110	258.98
POSTAGE	258.98
730210	45,227.14
DATA PROCESSING SUPPLIES	45,227.14
730220	42,527.52
REPLACEMENTS	42,527.52
730240	9,201.51
FUEL - CONTROLLED	9,201.51
730300	4,404.31
COMMUNITY AWARENESS SUPPLIES	4,404.31
730320	8,764.91
IT HARDWARE	8,764.91
730370	143,753.84
PERIODICALS	143,753.84
730380	289,095.07
AUDIO/VISUAL SUPPLIES	289,095.07
740110	10,324.50
IT SOFTWARE MAINTENANCE	10,324.50
740140	3,797.63
VEHICLE MAINTENANCE - CONTROLLED	3,797.63
740510	3,212.00
PROFESSIONAL DEVELOPMENT	3,212.00
740512	116,140.21
PROFESSIONAL SERVICES	116,140.21
740530	250.92
MOBILE PHONE AND DATA	250.92
740540	6,266.73
TRAVEL EXPENSE	6,266.73
740550	44,217.27
SAFETY PROGRAM	44,217.27
740580	1,942.06

PRINTING	1,942.06
740640	23,154.20
CONTRACT SERVICES	23,154.20
740660	11,030.64
EQUIPMENT RENTAL	11,030.64
740680	65,000.00
MEMBERSHIP/ASSOCIATION DUES	65,000.00
740700	-
INSURANCE/BOND PREMIUMS	-
750700	75,225.21
CAPITAL OUTLAY-BOOKS	75,225.21
790100	(3.57)
REIMBURSEMENTS CLEARING	(3.57)
740670	120,126.98
BOOK RENTAL	120,126.98
4600	725,616.22
710110	254,507.44
SALARY/REGULAR	254,507.44
710120	205,257.75
SALARY/OTHER	205,257.75
710130	421.18
SALARY/OVERTIME	421.18
720100	34,416.49
SOCIAL SECURITY	34,416.49
720110	137,240.64
EMPLOYEE INSURANCE	137,240.64
720120	35,455.98
RETIREMENT	35,455.98
720140	543.85
STATE UNEMPLOYMENT TAX	543.85
730100	5,090.33
OFFICE SUPPLIES	5,090.33
730210	1,204.20
DATA PROCESSING SUPPLIES	1,204.20
730220	2,504.64
REPLACEMENTS	2,504.64
730370	174.75
PERIODICALS	174.75
740510	2,250.00
PROFESSIONAL DEVELOPMENT	2,250.00
740512	265.35
PROFESSIONAL SERVICES	265.35
740530	669.48
MOBILE PHONE AND DATA	669.48
740540	30,868.23
TRAVEL EXPENSE	30,868.23
740580	1,253.31
PRINTING	1,253.31
740640	1,155.00
CONTRACT SERVICES	1,155.00
740660	8,820.91
EQUIPMENT RENTAL	8,820.91
740680	1,280.00
MEMBERSHIP/ASSOCIATION DUES	1,280.00

790100	(1,582.93)
REIMBURSEMENTS CLEARING	(1,582.93)
740100	3,819.62
IT HARDWARE MAINTENANCE	3,819.62
5000	723,871.69
710100	119,402.25
SALARY/OFFICIAL-DEPARTMENT HEAD	119,402.25
710110	337,186.88
SALARY/REGULAR	337,186.88
710130	715.94
SALARY/OVERTIME	715.94
710140	481.81
SALARY/CELL PHONE ALLOWANCE	481.81
720100	33,979.95
SOCIAL SECURITY	33,979.95
720110	93,619.18
EMPLOYEE INSURANCE	93,619.18
720120	57,112.68
RETIREMENT	57,112.68
720140	152.45
STATE UNEMPLOYMENT TAX	152.45
730100	1,345.13
OFFICE SUPPLIES	1,345.13
730220	28,664.29
REPLACEMENTS	28,664.29
730230	3,344.44
MARINE/AIR EXPENSE	3,344.44
730240	12,824.01
FUEL - CONTROLLED	12,824.01
730310	679.68
UNIFORMS	679.68
740140	10,908.21
VEHICLE MAINTENANCE - CONTROLLED	10,908.21
740150	12,298.20
LANDSCAPE MAINTENANCE	12,298.20
740420	43.67
COURIER SERVICE	43.67
740510	1,254.00
PROFESSIONAL DEVELOPMENT	1,254.00
740512	3,127.78
PROFESSIONAL SERVICES	3,127.78
740528	200.00
PROFESSIONAL SERVICES-STORMWATER	200.00
740530	1,938.90
MOBILE PHONE AND DATA	1,938.90
740540	1,960.90
TRAVEL EXPENSE	1,960.90
740580	100.54
PRINTING	100.54
740660	1,381.80
EQUIPMENT RENTAL	1,381.80
740680	1,254.00
MEMBERSHIP/ASSOCIATION DUES	1,254.00
790100	(105.00)

REIMBURSEMENTS CLEARING	(105.00)
5050	326,300.11
740512	326,480.83
PROFESSIONAL SERVICES	326,480.83
790100	(180.72)
REIMBURSEMENTS CLEARING	(180.72)
5060	5,304.21
740512	5,304.21
PROFESSIONAL SERVICES	5,304.21
5100	13,529,633.80
710100	41,242.73
SALARY/OFFICIAL-DEPARTMENT HEAD	41,242.73
710110	8,835,311.86
SALARY/REGULAR	8,835,311.86
710120	-
SALARY/OTHER	-
710130	234,641.45
SALARY/OVERTIME	234,641.45
710140	963.61
SALARY/CELL PHONE ALLOWANCE	963.61
710150	235,746.89
SALARY/SPECIAL PAY	235,746.89
720100	697,825.96
SOCIAL SECURITY	697,825.96
720110	1,412,375.81
EMPLOYEE INSURANCE	1,412,375.81
720120	1,167,011.42
RETIREMENT	1,167,011.42
720140	2,318.40
STATE UNEMPLOYMENT TAX	2,318.40
730100	96,377.56
OFFICE SUPPLIES	96,377.56
730120	132.00
BOOK SUPPLEMENTS	132.00
730240	64,915.05
FUEL - CONTROLLED	64,915.05
730310	6,738.34
UNIFORMS	6,738.34
730330	29,414.31
IT SOFTWARE	29,414.31
740110	35,393.88
IT SOFTWARE MAINTENANCE	35,393.88
740140	38,196.15
VEHICLE MAINTENANCE - CONTROLLED	38,196.15
740160	32,623.25
SPECIAL INVESTIGATION	32,623.25
740420	801.20
COURIER SERVICE	801.20
740460	5,681.11
INVESTIGATOR	5,681.11
740478	12,000.00
EXPERT WITNESS-PSYCHIATRIC EVALUATION	12,000.00
740484	6,299.66
COURT REPORTER TRANSCRIPT	6,299.66

740504	4,859.69
ONLINE SERVICES	4,859.69
740510	47,362.62
PROFESSIONAL DEVELOPMENT	47,362.62
740512	63,456.31
PROFESSIONAL SERVICES	63,456.31
740530	33,373.96
MOBILE PHONE AND DATA	33,373.96
740540	96,996.86
TRAVEL EXPENSE	96,996.86
740640	65,932.61
CONTRACT SERVICES	65,932.61
740660	52,511.16
EQUIPMENT RENTAL	52,511.16
740680	17,239.00
MEMBERSHIP/ASSOCIATION DUES	17,239.00
740692	602.93
DA WITNESS EXPENSE	602.93
740694	-
FOOD SERVICE	-
740750	167,911.57
REMODEL	167,911.57
790100	(32,921.26)
REIMBURSEMENTS CLEARING	(32,921.26)
730101	-
FOOD SUPPLIES	-
790900	58,023.18
CARRYOVER FROM PREVIOUS YEAR	58,023.18
790910	(1,725.47)
FINAL ADJUSTMENT TO BUDGET	(1,725.47)
5101	21,072.95
710150	15,568.60
SALARY/SPECIAL PAY	15,568.60
720100	1,171.91
SOCIAL SECURITY	1,171.91
720110	2,386.51
EMPLOYEE INSURANCE	2,386.51
720120	1,945.17
RETIREMENT	1,945.17
720140	0.76
STATE UNEMPLOYMENT TAX	0.76
5200	1,025,979.40
710100	92,991.46
SALARY/OFFICIAL-DEPARTMENT HEAD	92,991.46
710110	449,085.02
SALARY/REGULAR	449,085.02
710130	3,131.58
SALARY/OVERTIME	3,131.58
720100	40,333.79
SOCIAL SECURITY	40,333.79
720110	90,344.64
EMPLOYEE INSURANCE	90,344.64
720120	67,938.80
RETIREMENT	67,938.80

720140	385.76
STATE UNEMPLOYMENT TAX	385.76
730100	3,828.37
OFFICE SUPPLIES	3,828.37
730140	(1,011.89)
JANITOR SUPPLIES	(1,011.89)
730240	24,077.87
FUEL - CONTROLLED	24,077.87
730250	3,162.82
SHOP SUPPLIES	3,162.82
730260	2,728.01
VEHICLE SUPPLIES	2,728.01
730310	584.29
UNIFORMS	584.29
730390	-
MEDICAL SUPPLIES	-
740140	15,821.20
VEHICLE MAINTENANCE - CONTROLLED	15,821.20
740510	3,235.46
PROFESSIONAL DEVELOPMENT	3,235.46
740512	32,194.22
PROFESSIONAL SERVICES	32,194.22
740530	5,078.66
MOBILE PHONE AND DATA	5,078.66
740540	2,948.28
TRAVEL EXPENSE	2,948.28
740640	1,260.00
CONTRACT SERVICES	1,260.00
740656	176,000.00
RENT AND LEASES	176,000.00
740660	2,874.48
EQUIPMENT RENTAL	2,874.48
750600	7,688.20
CAPITAL OUTLAY-VEHICLES	7,688.20
790100	(825.16)
REIMBURSEMENTS CLEARING	(825.16)
790900	1,315.91
CARRYOVER FROM PREVIOUS YEAR	1,315.91
740145	807.63
EQUIPMENT MAINTENANCE/REPAIR - CONTROLLED	807.63
5300	1,049,005.23
710100	72,300.45
SALARY/OFFICIAL-DEPARTMENT HEAD	72,300.45
710110	536,385.09
SALARY/REGULAR	536,385.09
710130	51,078.22
SALARY/OVERTIME	51,078.22
710150	20,358.00
SALARY/SPECIAL PAY	20,358.00
720100	51,012.33
SOCIAL SECURITY	51,012.33
720110	91,215.50
EMPLOYEE INSURANCE	91,215.50
720120	84,828.75

RETIREMENT	84,828.75
720140	258.73
STATE UNEMPLOYMENT TAX	258.73
730100	134.98
OFFICE SUPPLIES	134.98
730240	36,862.24
FUEL - CONTROLLED	36,862.24
730250	2,228.36
SHOP SUPPLIES	2,228.36
730270	46,035.60
LAW ENFORCEMENT SPECIFIC SUPPLIES	46,035.60
730280	2,601.28
CANINE EXPENSES	2,601.28
730310	3,462.85
UNIFORMS	3,462.85
740140	20,342.74
VEHICLE MAINTENANCE - CONTROLLED	20,342.74
740510	1,879.50
PROFESSIONAL DEVELOPMENT	1,879.50
740530	6,165.26
MOBILE PHONE AND DATA	6,165.26
740540	6,186.51
TRAVEL EXPENSE	6,186.51
740660	1,789.45
EQUIPMENT RENTAL	1,789.45
740680	979.73
MEMBERSHIP/ASSOCIATION DUES	979.73
750400	6,381.91
CAPITAL OUTLAY-FURNITURE FIXTURES AND EQUIPMENT	6,381.91
750600	7,681.30
CAPITAL OUTLAY-VEHICLES	7,681.30
790100	(1,163.55)
REIMBURSEMENTS CLEARING	(1,163.55)
5301	1,240,135.67
710100	71,773.06
SALARY/OFFICIAL-DEPARTMENT HEAD	71,773.06
710110	754,861.93
SALARY/REGULAR	754,861.93
710130	1,606.82
SALARY/OVERTIME	1,606.82
720100	61,006.08
SOCIAL SECURITY	61,006.08
720110	144,306.33
EMPLOYEE INSURANCE	144,306.33
720120	103,400.93
RETIREMENT	103,400.93
720140	432.29
STATE UNEMPLOYMENT TAX	432.29
730100	444.73
OFFICE SUPPLIES	444.73
730240	39,674.82
FUEL - CONTROLLED	39,674.82
730250	3,811.00
SHOP SUPPLIES	3,811.00

730270	22,514.54
LAW ENFORCEMENT SPECIFIC SUPPLIES	22,514.54
740110	4,505.41
IT SOFTWARE MAINTENANCE	4,505.41
740140	10,122.19
VEHICLE MAINTENANCE - CONTROLLED	10,122.19
740504	1,712.28
ONLINE SERVICES	1,712.28
740510	4,938.82
PROFESSIONAL DEVELOPMENT	4,938.82
740530	9,263.60
MOBILE PHONE AND DATA	9,263.60
740540	2,319.77
TRAVEL EXPENSE	2,319.77
740660	2,926.13
EQUIPMENT RENTAL	2,926.13
740680	514.94
MEMBERSHIP/ASSOCIATION DUES	514.94
5400	2,015,162.08
710100	157,503.48
SALARY/OFFICIAL-DEPARTMENT HEAD	157,503.48
710110	1,198,903.10
SALARY/REGULAR	1,198,903.10
710130	6,612.68
SALARY/OVERTIME	6,612.68
710140	926.69
SALARY/CELL PHONE ALLOWANCE	926.69
720100	101,850.40
SOCIAL SECURITY	101,850.40
720110	347,220.42
EMPLOYEE INSURANCE	347,220.42
720120	174,140.35
RETIREMENT	174,140.35
720140	1,521.88
STATE UNEMPLOYMENT TAX	1,521.88
730100	3,191.86
OFFICE SUPPLIES	3,191.86
740140	75.84
VEHICLE MAINTENANCE - CONTROLLED	75.84
740510	472.50
PROFESSIONAL DEVELOPMENT	472.50
740518	-
PROFESSIONAL SERVICES-POLYGRAPH	-
740540	-
TRAVEL EXPENSE	-
740660	22,582.88
EQUIPMENT RENTAL	22,582.88
740790	160.00
ELECTRONIC MONITORING	160.00
5401	3,814,887.13
710110	2,486,442.28
SALARY/REGULAR	2,486,442.28
710130	38,369.08
SALARY/OVERTIME	38,369.08

710140	963.61
SALARY/CELL PHONE ALLOWANCE	963.61
720100	188,993.74
SOCIAL SECURITY	188,993.74
720110	652,793.04
EMPLOYEE INSURANCE	652,793.04
720120	315,029.53
RETIREMENT	315,029.53
720140	3,487.73
STATE UNEMPLOYMENT TAX	3,487.73
730100	4,423.68
OFFICE SUPPLIES	4,423.68
730140	17,610.84
JANITOR SUPPLIES	17,610.84
730160	7,201.60
CLOTHING	7,201.60
730220	20,473.10
REPLACEMENTS	20,473.10
730310	617.16
UNIFORMS	617.16
740120	30,000.00
MEDICAL SERVICES	30,000.00
740130	2,500.00
PHYSICIAN SERVICES	2,500.00
740140	3,349.85
VEHICLE MAINTENANCE - CONTROLLED	3,349.85
740512	8,456.42
PROFESSIONAL SERVICES	8,456.42
740660	183.84
EQUIPMENT RENTAL	183.84
730101	33,991.63
FOOD SUPPLIES	33,991.63
5402	1,565.98
730100	874.20
OFFICE SUPPLIES	874.20
740512	429.95
PROFESSIONAL SERVICES	429.95
740694	261.83
FOOD SERVICE	261.83
5500	4,154,454.82
710100	162,995.10
SALARY/OFFICIAL-DEPARTMENT HEAD	162,995.10
710110	3,253,607.67
SALARY/REGULAR	3,253,607.67
710120	-
SALARY/OTHER	-
710130	7,554.13
SALARY/OVERTIME	7,554.13
710140	11,563.34
SALARY/CELL PHONE ALLOWANCE	11,563.34
720100	247,805.43
SOCIAL SECURITY	247,805.43
720120	429,054.12
RETIREMENT	429,054.12

720140	1,926.60
STATE UNEMPLOYMENT TAX	1,926.60
730100	1,985.43
OFFICE SUPPLIES	1,985.43
730320	8,580.19
IT HARDWARE	8,580.19
740640	26,539.50
CONTRACT SERVICES	26,539.50
740660	128.53
EQUIPMENT RENTAL	128.53
740100	2,714.78
IT HARDWARE MAINTENANCE	2,714.78
5501	916.66
740120	916.66
MEDICAL SERVICES	916.66
5600	144,749.51
730100	1,176.85
OFFICE SUPPLIES	1,176.85
730220	934.50
REPLACEMENTS	934.50
730262	1,576.00
RADIO SUPPLIES	1,576.00
730270	63,896.08
LAW ENFORCEMENT SPECIFIC SUPPLIES	63,896.08
730280	685.00
CANINE EXPENSES	685.00
730310	3,857.27
UNIFORMS	3,857.27
740512	1,307.23
PROFESSIONAL SERVICES	1,307.23
740540	2,583.41
TRAVEL EXPENSE	2,583.41
740570	12,123.00
ADVERTISING	12,123.00
740656	-
RENT AND LEASES	-
740660	6,996.00
EQUIPMENT RENTAL	6,996.00
740930	378.75
DAMAGE REPAIRS	378.75
750600	37,224.27
CAPITAL OUTLAY-VEHICLES	37,224.27
760800	(488.85)
REFUND	(488.85)
760850	12,500.00
PASS THRU DISTRIBUTIONS	12,500.00
5602	21,559.98
740510	16,023.50
PROFESSIONAL DEVELOPMENT	16,023.50
740540	5,536.48
TRAVEL EXPENSE	5,536.48
6000	2,447,352.21
710100	183,547.26
SALARY/OFFICIAL-DEPARTMENT HEAD	183,547.26

710110	1,550,921.73
SALARY/REGULAR	1,550,921.73
710130	69,770.17
SALARY/OVERTIME	69,770.17
720100	133,931.70
SOCIAL SECURITY	133,931.70
720110	185,271.75
EMPLOYEE INSURANCE	185,271.75
720120	225,117.95
RETIREMENT	225,117.95
720140	108.00
STATE UNEMPLOYMENT TAX	108.00
730100	6,721.19
OFFICE SUPPLIES	6,721.19
740510	2,845.00
PROFESSIONAL DEVELOPMENT	2,845.00
740512	3,705.00
PROFESSIONAL SERVICES	3,705.00
740530	13,226.04
MOBILE PHONE AND DATA	13,226.04
740540	12,107.84
TRAVEL EXPENSE	12,107.84
740580	491.91
PRINTING	491.91
740640	56,092.75
CONTRACT SERVICES	56,092.75
740660	3,492.42
EQUIPMENT RENTAL	3,492.42
740260	1.50
INTEREST ON CREDIT CARDS	1.50
6100	371,230.44
710110	232,484.76
SALARY/REGULAR	232,484.76
710130	13,352.05
SALARY/OVERTIME	13,352.05
720100	18,388.28
SOCIAL SECURITY	18,388.28
720110	42,361.72
EMPLOYEE INSURANCE	42,361.72
720120	30,676.51
RETIREMENT	30,676.51
720140	27.00
STATE UNEMPLOYMENT TAX	27.00
730100	5,933.62
OFFICE SUPPLIES	5,933.62
730140	667.34
JANITOR SUPPLIES	667.34
730220	6,351.44
REPLACEMENTS	6,351.44
730270	8,054.72
LAW ENFORCEMENT SPECIFIC SUPPLIES	8,054.72
740510	4,725.00
PROFESSIONAL DEVELOPMENT	4,725.00
740530	6,175.74

MOBILE PHONE AND DATA	6,175.74
740540	1,148.43
TRAVEL EXPENSE	1,148.43
740580	830.83
PRINTING	830.83
740640	53.00
CONTRACT SERVICES	53.00
6101	3,063,014.30
710110	2,175,496.71
SALARY/REGULAR	2,175,496.71
710130	14,450.06
SALARY/OVERTIME	14,450.06
720100	161,156.25
SOCIAL SECURITY	161,156.25
720110	424,919.24
EMPLOYEE INSURANCE	424,919.24
720120	273,342.42
RETIREMENT	273,342.42
720140	305.90
STATE UNEMPLOYMENT TAX	305.90
730270	818.88
LAW ENFORCEMENT SPECIFIC SUPPLIES	818.88
740510	3,889.00
PROFESSIONAL DEVELOPMENT	3,889.00
740540	4,312.20
TRAVEL EXPENSE	4,312.20
740640	2,821.24
CONTRACT SERVICES	2,821.24
740660	1,502.40
EQUIPMENT RENTAL	1,502.40
6200	-
710110	-
SALARY/REGULAR	-
720100	-
SOCIAL SECURITY	-
720110	-
EMPLOYEE INSURANCE	-
720120	-
RETIREMENT	-
6201	3,094,310.29
710110	2,080,304.01
SALARY/REGULAR	2,080,304.01
710130	149,233.07
SALARY/OVERTIME	149,233.07
720100	164,020.53
SOCIAL SECURITY	164,020.53
720110	378,708.03
EMPLOYEE INSURANCE	378,708.03
720120	274,648.91
RETIREMENT	274,648.91
720130	(28,603.53)
WORKERS COMPENSATION	(28,603.53)
720140	259.10
STATE UNEMPLOYMENT TAX	259.10

730100	13,334.08
OFFICE SUPPLIES	13,334.08
740510	27,645.00
PROFESSIONAL DEVELOPMENT	27,645.00
740512	112.50
PROFESSIONAL SERVICES	112.50
740530	16,504.40
MOBILE PHONE AND DATA	16,504.40
740540	10,133.04
TRAVEL EXPENSE	10,133.04
740580	1,316.94
PRINTING	1,316.94
740640	258.50
CONTRACT SERVICES	258.50
740660	6,435.71
EQUIPMENT RENTAL	6,435.71
6202	2,092,939.44
710110	1,405,677.99
SALARY/REGULAR	1,405,677.99
710130	52,075.17
SALARY/OVERTIME	52,075.17
710150	6,525.00
SALARY/SPECIAL PAY	6,525.00
720100	109,091.74
SOCIAL SECURITY	109,091.74
720110	247,865.28
EMPLOYEE INSURANCE	247,865.28
720120	182,742.95
RETIREMENT	182,742.95
720140	648.00
STATE UNEMPLOYMENT TAX	648.00
730100	1,555.62
OFFICE SUPPLIES	1,555.62
730270	3,470.96
LAW ENFORCEMENT SPECIFIC SUPPLIES	3,470.96
730370	672.00
PERIODICALS	672.00
740504	3,030.00
ONLINE SERVICES	3,030.00
740510	3,224.00
PROFESSIONAL DEVELOPMENT	3,224.00
740530	17,508.98
MOBILE PHONE AND DATA	17,508.98
740540	2,961.91
TRAVEL EXPENSE	2,961.91
740580	1,132.08
PRINTING	1,132.08
740640	5,064.68
CONTRACT SERVICES	5,064.68
740656	46,098.00
RENT AND LEASES	46,098.00
740660	3,595.08
EQUIPMENT RENTAL	3,595.08
6300	261,431.47

710110	121,293.34
SALARY/REGULAR	121,293.34
710130	30,901.31
SALARY/OVERTIME	30,901.31
720100	11,314.64
SOCIAL SECURITY	11,314.64
720110	16,525.18
EMPLOYEE INSURANCE	16,525.18
720120	19,010.02
RETIREMENT	19,010.02
720140	9.00
STATE UNEMPLOYMENT TAX	9.00
730270	10,710.32
LAW ENFORCEMENT SPECIFIC SUPPLIES	10,710.32
740530	690.60
MOBILE PHONE AND DATA	690.60
750600	52,722.86
CAPITAL OUTLAY-VEHICLES	52,722.86
790100	(1,745.80)
REIMBURSEMENTS CLEARING	(1,745.80)
6301	11,811,460.51
710110	8,017,357.93
SALARY/REGULAR	8,017,357.93
710130	184,466.47
SALARY/OVERTIME	184,466.47
710150	32,561.00
SALARY/SPECIAL PAY	32,561.00
720100	611,885.60
SOCIAL SECURITY	611,885.60
720110	1,734,096.87
EMPLOYEE INSURANCE	1,734,096.87
720120	1,027,286.51
RETIREMENT	1,027,286.51
720140	3,203.34
STATE UNEMPLOYMENT TAX	3,203.34
730100	10,914.92
OFFICE SUPPLIES	10,914.92
730130	-
ESTRAY EXPENSE	-
730240	24,480.64
FUEL - CONTROLLED	24,480.64
730270	8,693.15
LAW ENFORCEMENT SPECIFIC SUPPLIES	8,693.15
740510	1,315.00
PROFESSIONAL DEVELOPMENT	1,315.00
740512	256.06
PROFESSIONAL SERVICES	256.06
740530	67,315.13
MOBILE PHONE AND DATA	67,315.13
740540	1,628.00
TRAVEL EXPENSE	1,628.00
740580	8,262.47
PRINTING	8,262.47
740660	15,422.88

EQUIPMENT RENTAL	15,422.88
750600	62,314.54
CAPITAL OUTLAY-VEHICLES	62,314.54
6302	9,040,527.56
710100	(295.92)
SALARY/OFFICIAL-DEPARTMENT HEAD	(295.92)
710110	6,121,657.07
SALARY/REGULAR	6,121,657.07
710130	156,002.90
SALARY/OVERTIME	156,002.90
710150	16,526.00
SALARY/SPECIAL PAY	16,526.00
720100	465,362.63
SOCIAL SECURITY	465,362.63
720110	1,281,403.99
EMPLOYEE INSURANCE	1,281,403.99
720120	785,094.46
RETIREMENT	785,094.46
720140	557.40
STATE UNEMPLOYMENT TAX	557.40
730100	6,691.90
OFFICE SUPPLIES	6,691.90
730130	38,136.83
ESTRAY EXPENSE	38,136.83
730240	30,507.49
FUEL - CONTROLLED	30,507.49
730270	29,962.60
LAW ENFORCEMENT SPECIFIC SUPPLIES	29,962.60
740510	6,990.00
PROFESSIONAL DEVELOPMENT	6,990.00
740512	323.55
PROFESSIONAL SERVICES	323.55
740530	53,019.10
MOBILE PHONE AND DATA	53,019.10
740540	4,742.70
TRAVEL EXPENSE	4,742.70
740580	3,266.06
PRINTING	3,266.06
740640	53.00
CONTRACT SERVICES	53.00
740660	11,678.80
EQUIPMENT RENTAL	11,678.80
750500	-
CAPITAL OUTLAY-INTANGIBLES	-
750600	34,797.00
CAPITAL OUTLAY-VEHICLES	34,797.00
790100	(5,950.00)
REIMBURSEMENTS CLEARING	(5,950.00)
6303	11,961,949.42
710110	7,055,435.78
SALARY/REGULAR	7,055,435.78
710130	745,950.27
SALARY/OVERTIME	745,950.27
710150	14,430.00

SALARY/SPECIAL PAY	14,430.00
720100	582,472.17
SOCIAL SECURITY	582,472.17
720110	1,451,117.18
EMPLOYEE INSURANCE	1,451,117.18
720120	978,540.67
RETIREMENT	978,540.67
720130	28,603.53
WORKERS COMPENSATION	28,603.53
720140	990.14
STATE UNEMPLOYMENT TAX	990.14
730100	10,386.87
OFFICE SUPPLIES	10,386.87
730240	62,088.25
FUEL - CONTROLLED	62,088.25
730270	45,423.31
LAW ENFORCEMENT SPECIFIC SUPPLIES	45,423.31
740510	1,525.00
PROFESSIONAL DEVELOPMENT	1,525.00
740512	257.50
PROFESSIONAL SERVICES	257.50
740530	56,778.85
MOBILE PHONE AND DATA	56,778.85
740540	2,306.30
TRAVEL EXPENSE	2,306.30
740580	4,474.86
PRINTING	4,474.86
740660	7,302.48
EQUIPMENT RENTAL	7,302.48
750600	913,866.26
CAPITAL OUTLAY-VEHICLES	913,866.26
6401	4,913,643.93
710110	3,073,008.52
SALARY/REGULAR	3,073,008.52
710130	280,148.35
SALARY/OVERTIME	280,148.35
720100	249,878.21
SOCIAL SECURITY	249,878.21
720110	843,061.58
EMPLOYEE INSURANCE	843,061.58
720120	418,373.29
RETIREMENT	418,373.29
720140	1,799.86
STATE UNEMPLOYMENT TAX	1,799.86
730100	14,718.61
OFFICE SUPPLIES	14,718.61
730320	6,837.74
IT HARDWARE	6,837.74
740110	13,254.00
IT SOFTWARE MAINTENANCE	13,254.00
740510	6,524.00
PROFESSIONAL DEVELOPMENT	6,524.00
740530	3,150.93
MOBILE PHONE AND DATA	3,150.93

740580	125.00
PRINTING	125.00
740660	2,763.84
EQUIPMENT RENTAL	2,763.84
6402	2,456,807.85
710110	1,443,538.87
SALARY/REGULAR	1,443,538.87
710130	89,560.83
SALARY/OVERTIME	89,560.83
720100	113,978.66
SOCIAL SECURITY	113,978.66
720110	295,771.93
EMPLOYEE INSURANCE	295,771.93
720120	191,283.82
RETIREMENT	191,283.82
720140	497.11
STATE UNEMPLOYMENT TAX	497.11
730100	21,185.91
OFFICE SUPPLIES	21,185.91
730220	3,249.12
REPLACEMENTS	3,249.12
730270	68,331.66
LAW ENFORCEMENT SPECIFIC SUPPLIES	68,331.66
740110	124,092.84
IT SOFTWARE MAINTENANCE	124,092.84
740390	28,591.00
FORENSIC SERVICES - CONTROLLED	28,591.00
740510	13,277.00
PROFESSIONAL DEVELOPMENT	13,277.00
740512	25,645.00
PROFESSIONAL SERVICES	25,645.00
740530	8,357.33
MOBILE PHONE AND DATA	8,357.33
740540	19,990.04
TRAVEL EXPENSE	19,990.04
740580	72.09
PRINTING	72.09
740640	8,936.84
CONTRACT SERVICES	8,936.84
740660	5,305.17
EQUIPMENT RENTAL	5,305.17
790100	(4,857.37)
REIMBURSEMENTS CLEARING	(4,857.37)
6403	3,270,642.70
710110	544,216.90
SALARY/REGULAR	544,216.90
710130	13,026.10
SALARY/OVERTIME	13,026.10
710150	3,300.00
SALARY/SPECIAL PAY	3,300.00
720100	41,852.96
SOCIAL SECURITY	41,852.96
720110	130,707.94
EMPLOYEE INSURANCE	130,707.94

720120	69,955.38
RETIREMENT	69,955.38
720140	407.98
STATE UNEMPLOYMENT TAX	407.98
730100	4,065.12
OFFICE SUPPLIES	4,065.12
730220	23,736.07
REPLACEMENTS	23,736.07
730240	1,333,966.29
FUEL - CONTROLLED	1,333,966.29
730250	18,202.78
SHOP SUPPLIES	18,202.78
730260	725,202.11
VEHICLE SUPPLIES	725,202.11
730320	272.21
IT HARDWARE	272.21
740110	18,225.50
IT SOFTWARE MAINTENANCE	18,225.50
740140	89,118.08
VEHICLE MAINTENANCE - CONTROLLED	89,118.08
740510	4,654.96
PROFESSIONAL DEVELOPMENT	4,654.96
740512	5,765.55
PROFESSIONAL SERVICES	5,765.55
740530	2,086.97
MOBILE PHONE AND DATA	2,086.97
740540	1,155.94
TRAVEL EXPENSE	1,155.94
740640	5,600.77
CONTRACT SERVICES	5,600.77
740660	1,315.17
EQUIPMENT RENTAL	1,315.17
750400	62,443.76
CAPITAL OUTLAY-FURNITURE FIXTURES AND EQUIPMENT	62,443.76
750600	172,884.20
CAPITAL OUTLAY-VEHICLES	172,884.20
790100	(1,520.04)
REIMBURSEMENTS CLEARING	(1,520.04)
6404	2,023,661.67
710110	1,310,660.26
SALARY/REGULAR	1,310,660.26
710130	10,873.80
SALARY/OVERTIME	10,873.80
710150	393.00
SALARY/SPECIAL PAY	393.00
720100	97,260.88
SOCIAL SECURITY	97,260.88
720110	400,153.11
EMPLOYEE INSURANCE	400,153.11
720120	164,916.77
RETIREMENT	164,916.77
720140	801.46
STATE UNEMPLOYMENT TAX	801.46
730100	12,042.76

OFFICE SUPPLIES	12,042.76
740510	3,069.00
PROFESSIONAL DEVELOPMENT	3,069.00
740524	465.00
PROFESSIONAL SERVICES-INTERPRETER	465.00
740530	3,038.20
MOBILE PHONE AND DATA	3,038.20
740540	952.20
TRAVEL EXPENSE	952.20
740580	2,356.96
PRINTING	2,356.96
740660	12,985.20
EQUIPMENT RENTAL	12,985.20
740100	3,693.07
IT HARDWARE MAINTENANCE	3,693.07
6405	1,395,951.70
710110	542,323.55
SALARY/REGULAR	542,323.55
710130	10,335.81
SALARY/OVERTIME	10,335.81
720100	41,075.75
SOCIAL SECURITY	41,075.75
720110	127,414.07
EMPLOYEE INSURANCE	127,414.07
720120	68,953.22
RETIREMENT	68,953.22
720140	81.00
STATE UNEMPLOYMENT TAX	81.00
730100	4,636.28
OFFICE SUPPLIES	4,636.28
730220	6,679.22
REPLACEMENTS	6,679.22
730250	33,381.79
SHOP SUPPLIES	33,381.79
730270	41,365.00
LAW ENFORCEMENT SPECIFIC SUPPLIES	41,365.00
730330	20,103.36
IT SOFTWARE	20,103.36
740504	27,416.60
ONLINE SERVICES	27,416.60
740512	11,832.71
PROFESSIONAL SERVICES	11,832.71
740530	4,228.69
MOBILE PHONE AND DATA	4,228.69
740540	2,047.72
TRAVEL EXPENSE	2,047.72
740640	69,629.25
CONTRACT SERVICES	69,629.25
740660	307,636.53
EQUIPMENT RENTAL	307,636.53
750400	61,367.15
CAPITAL OUTLAY-FURNITURE FIXTURES AND EQUIPMENT	61,367.15
740100	15,444.00
IT HARDWARE MAINTENANCE	15,444.00

6406	881,374.84
710110	517,328.69
SALARY/REGULAR	517,328.69
710130	17,122.31
SALARY/OVERTIME	17,122.31
720100	39,312.84
SOCIAL SECURITY	39,312.84
720110	122,141.22
EMPLOYEE INSURANCE	122,141.22
720120	66,705.05
RETIREMENT	66,705.05
720140	(94.56)
STATE UNEMPLOYMENT TAX	(94.56)
730100	370.36
OFFICE SUPPLIES	370.36
730260	-
VEHICLE SUPPLIES	-
730320	475.54
IT HARDWARE	475.54
740110	9,096.00
IT SOFTWARE MAINTENANCE	9,096.00
740504	98,922.16
ONLINE SERVICES	98,922.16
740510	2,519.00
PROFESSIONAL DEVELOPMENT	2,519.00
740530	2,332.70
MOBILE PHONE AND DATA	2,332.70
740540	2,645.11
TRAVEL EXPENSE	2,645.11
740580	13.58
PRINTING	13.58
740660	2,484.84
EQUIPMENT RENTAL	2,484.84
6407	2,338,426.07
710110	1,022,875.90
SALARY/REGULAR	1,022,875.90
710130	9,687.76
SALARY/OVERTIME	9,687.76
720100	77,155.73
SOCIAL SECURITY	77,155.73
720110	209,509.65
EMPLOYEE INSURANCE	209,509.65
720120	128,987.79
RETIREMENT	128,987.79
720140	120.21
STATE UNEMPLOYMENT TAX	120.21
730100	3,560.49
OFFICE SUPPLIES	3,560.49
730270	3,558.24
LAW ENFORCEMENT SPECIFIC SUPPLIES	3,558.24
730310	311,529.68
UNIFORMS	311,529.68
740110	432.15
IT SOFTWARE MAINTENANCE	432.15

740504	71,817.00
ONLINE SERVICES	71,817.00
740510	204,197.43
PROFESSIONAL DEVELOPMENT	204,197.43
740530	4,225.30
MOBILE PHONE AND DATA	4,225.30
740540	1,401.00
TRAVEL EXPENSE	1,401.00
740580	160.00
PRINTING	160.00
740660	9,228.60
EQUIPMENT RENTAL	9,228.60
750400	64,300.00
CAPITAL OUTLAY-FURNITURE FIXTURES AND EQUIPMENT	64,300.00
730101	821.34
FOOD SUPPLIES	821.34
730360	214,857.80
ARMORY EXPENSE	214,857.80
6408	1,438,161.87
710110	543,381.86
SALARY/REGULAR	543,381.86
710130	5,297.21
SALARY/OVERTIME	5,297.21
720100	40,149.43
SOCIAL SECURITY	40,149.43
720110	135,426.18
EMPLOYEE INSURANCE	135,426.18
720120	68,478.45
RETIREMENT	68,478.45
720140	186.83
STATE UNEMPLOYMENT TAX	186.83
730100	1,349.94
OFFICE SUPPLIES	1,349.94
730220	170,051.91
REPLACEMENTS	170,051.91
730250	20,746.18
SHOP SUPPLIES	20,746.18
740510	606.00
PROFESSIONAL DEVELOPMENT	606.00
740512	184,690.60
PROFESSIONAL SERVICES	184,690.60
740530	4,097.31
MOBILE PHONE AND DATA	4,097.31
740640	112,225.78
CONTRACT SERVICES	112,225.78
740660	14,253.48
EQUIPMENT RENTAL	14,253.48
750300	47,470.00
CAPITAL OUTLAY-BUILDING	47,470.00
750400	36,690.09
CAPITAL OUTLAY-FURNITURE FIXTURES AND EQUIPMENT	36,690.09
790100	(4.95)
REIMBURSEMENTS CLEARING	(4.95)
740625	53,065.57

REFUSE COLLECTION - CONTROLLED	53,065.57
6500	1,596,778.00
710110	1,014,953.16
SALARY/REGULAR	1,014,953.16
710130	24,013.45
SALARY/OVERTIME	24,013.45
720100	77,770.04
SOCIAL SECURITY	77,770.04
720110	193,294.90
EMPLOYEE INSURANCE	193,294.90
720120	129,607.48
RETIREMENT	129,607.48
720140	129.27
STATE UNEMPLOYMENT TAX	129.27
730100	5,466.76
OFFICE SUPPLIES	5,466.76
730120	936.74
BOOK SUPPLEMENTS	936.74
740110	26,147.49
IT SOFTWARE MAINTENANCE	26,147.49
740420	2,214.83
COURIER SERVICE	2,214.83
740504	21,799.00
ONLINE SERVICES	21,799.00
740510	5,812.00
PROFESSIONAL DEVELOPMENT	5,812.00
740512	58,829.62
PROFESSIONAL SERVICES	58,829.62
740530	8,353.29
MOBILE PHONE AND DATA	8,353.29
740540	690.99
TRAVEL EXPENSE	690.99
740570	980.00
ADVERTISING	980.00
740580	4,151.02
PRINTING	4,151.02
740660	11,885.46
EQUIPMENT RENTAL	11,885.46
740680	10,672.00
MEMBERSHIP/ASSOCIATION DUES	10,672.00
790100	(929.50)
REIMBURSEMENTS CLEARING	(929.50)
6501	692,575.90
710110	499,143.53
SALARY/REGULAR	499,143.53
710130	0.00
SALARY/OVERTIME	0.00
720100	36,882.62
SOCIAL SECURITY	36,882.62
720110	70,381.30
EMPLOYEE INSURANCE	70,381.30
720120	62,280.80
RETIREMENT	62,280.80
720140	54.00

STATE UNEMPLOYMENT TAX	54.00
730100	895.50
OFFICE SUPPLIES	895.50
740110	2,029.56
IT SOFTWARE MAINTENANCE	2,029.56
740510	3,554.00
PROFESSIONAL DEVELOPMENT	3,554.00
740512	582.40
PROFESSIONAL SERVICES	582.40
740530	2,412.60
MOBILE PHONE AND DATA	2,412.60
740540	12,366.95
TRAVEL EXPENSE	12,366.95
740580	70.00
PRINTING	70.00
740660	1,922.64
EQUIPMENT RENTAL	1,922.64
6503	187,482.11
710110	73,769.41
SALARY/REGULAR	73,769.41
720100	5,523.27
SOCIAL SECURITY	5,523.27
720110	14,076.26
EMPLOYEE INSURANCE	14,076.26
720120	9,204.20
RETIREMENT	9,204.20
720140	9.00
STATE UNEMPLOYMENT TAX	9.00
730100	1,060.25
OFFICE SUPPLIES	1,060.25
730320	55,328.07
IT HARDWARE	55,328.07
730330	1,504.17
IT SOFTWARE	1,504.17
740504	15,200.31
ONLINE SERVICES	15,200.31
740512	9,666.97
PROFESSIONAL SERVICES	9,666.97
740530	335.78
MOBILE PHONE AND DATA	335.78
740540	1,804.42
TRAVEL EXPENSE	1,804.42
6601	27,213,776.87
710110	13,009,505.55
SALARY/REGULAR	13,009,505.55
710130	721,824.85
SALARY/OVERTIME	721,824.85
710150	17,412.00
SALARY/SPECIAL PAY	17,412.00
720100	1,024,797.39
SOCIAL SECURITY	1,024,797.39
720110	3,391,722.41
EMPLOYEE INSURANCE	3,391,722.41
720120	1,709,597.84

RETIREMENT	1,709,597.84
720140	8,699.99
STATE UNEMPLOYMENT TAX	8,699.99
730100	39,009.61
OFFICE SUPPLIES	39,009.61
730140	68,041.64
JANITOR SUPPLIES	68,041.64
730220	28,580.39
REPLACEMENTS	28,580.39
730270	17,241.10
LAW ENFORCEMENT SPECIFIC SUPPLIES	17,241.10
730390	2,340.48
MEDICAL SUPPLIES	2,340.48
740110	847.00
IT SOFTWARE MAINTENANCE	847.00
740120	5,372,631.66
MEDICAL SERVICES	5,372,631.66
740190	192,960.89
RX CLAIMS	192,960.89
740510	32,550.00
PROFESSIONAL DEVELOPMENT	32,550.00
740512	1,645.00
PROFESSIONAL SERVICES	1,645.00
740530	21,136.14
MOBILE PHONE AND DATA	21,136.14
740540	9,584.60
TRAVEL EXPENSE	9,584.60
740560	116,091.49
TRANSPORTATION	116,091.49
740580	3,076.35
PRINTING	3,076.35
740626	95,667.05
TELEPHONE-INMATE SERVICES - CONTROLLED	95,667.05
740660	33,022.64
EQUIPMENT RENTAL	33,022.64
740694	1,345,671.06
FOOD SERVICE	1,345,671.06
790100	(49,880.26)
REIMBURSEMENTS CLEARING	(49,880.26)
7100	5,924,771.68
710100	144,072.47
SALARY/OFFICIAL-DEPARTMENT HEAD	144,072.47
710110	3,454,346.30
SALARY/REGULAR	3,454,346.30
710130	224,991.69
SALARY/OVERTIME	224,991.69
710140	17,929.88
SALARY/CELL PHONE ALLOWANCE	17,929.88
710150	12,550.00
SALARY/SPECIAL PAY	12,550.00
720100	286,681.88
SOCIAL SECURITY	286,681.88
720110	656,736.02
EMPLOYEE INSURANCE	656,736.02

720120	480,723.41
RETIREMENT	480,723.41
720140	1,050.12
STATE UNEMPLOYMENT TAX	1,050.12
730100	13,262.49
OFFICE SUPPLIES	13,262.49
730220	13,047.25
REPLACEMENTS	13,047.25
730230	41,320.26
MARINE/AIR EXPENSE	41,320.26
730240	256,626.92
FUEL - CONTROLLED	256,626.92
730260	2,856.40
VEHICLE SUPPLIES	2,856.40
730262	12,796.01
RADIO SUPPLIES	12,796.01
730270	55,153.86
LAW ENFORCEMENT SPECIFIC SUPPLIES	55,153.86
730280	3,619.16
CANINE EXPENSES	3,619.16
730310	18,475.87
UNIFORMS	18,475.87
730320	4,469.98
IT HARDWARE	4,469.98
730330	1,372.01
IT SOFTWARE	1,372.01
730390	80.42
MEDICAL SUPPLIES	80.42
740140	51,686.48
VEHICLE MAINTENANCE - CONTROLLED	51,686.48
740410	3.92
TOLLS	3.92
740504	3,089.50
ONLINE SERVICES	3,089.50
740510	21,850.33
PROFESSIONAL DEVELOPMENT	21,850.33
740512	44,993.18
PROFESSIONAL SERVICES	44,993.18
740518	800.00
PROFESSIONAL SERVICES-POLYGRAPH	800.00
740530	28,046.23
MOBILE PHONE AND DATA	28,046.23
740540	3,304.75
TRAVEL EXPENSE	3,304.75
740580	272.73
PRINTING	272.73
740640	207.02
CONTRACT SERVICES	207.02
740660	5,995.63
EQUIPMENT RENTAL	5,995.63
740680	530.00
MEMBERSHIP/ASSOCIATION DUES	530.00
750400	23,499.00
CAPITAL OUTLAY-FURNITURE FIXTURES AND EQUIPMENT	23,499.00

730360	612.39
ARMORY EXPENSE	612.39
740145	37,718.12
EQUIPMENT MAINTENANCE/REPAIR - CONTROLLED	37,718.12
7200	2,958,461.98
710100	144,072.47
SALARY/OFFICIAL-DEPARTMENT HEAD	144,072.47
710110	1,602,683.13
SALARY/REGULAR	1,602,683.13
710120	4,684.19
SALARY/OTHER	4,684.19
710130	137,471.05
SALARY/OVERTIME	137,471.05
710150	1,566.00
SALARY/SPECIAL PAY	1,566.00
720100	141,345.85
SOCIAL SECURITY	141,345.85
720110	298,386.64
EMPLOYEE INSURANCE	298,386.64
720120	236,797.66
RETIREMENT	236,797.66
720140	700.25
STATE UNEMPLOYMENT TAX	700.25
730100	17,553.06
OFFICE SUPPLIES	17,553.06
730120	435.23
BOOK SUPPLEMENTS	435.23
730220	124.99
REPLACEMENTS	124.99
730240	95,240.85
FUEL - CONTROLLED	95,240.85
730260	1,397.80
VEHICLE SUPPLIES	1,397.80
730262	211.80
RADIO SUPPLIES	211.80
730270	69,927.12
LAW ENFORCEMENT SPECIFIC SUPPLIES	69,927.12
730310	23,796.99
UNIFORMS	23,796.99
730320	6,294.92
IT HARDWARE	6,294.92
730370	161.10
PERIODICALS	161.10
730380	398.05
AUDIO/VISUAL SUPPLIES	398.05
740140	28,588.90
VEHICLE MAINTENANCE - CONTROLLED	28,588.90
740410	40.93
TOLLS	40.93
740420	49.26
COURIER SERVICE	49.26
740504	8,186.32
ONLINE SERVICES	8,186.32
740510	3,016.71

PROFESSIONAL DEVELOPMENT	3,016.71
740512	2,643.21
PROFESSIONAL SERVICES	2,643.21
740530	23,998.69
MOBILE PHONE AND DATA	23,998.69
740540	6,515.36
TRAVEL EXPENSE	6,515.36
740580	1,307.00
PRINTING	1,307.00
740640	3,639.50
CONTRACT SERVICES	3,639.50
740660	9,220.75
EQUIPMENT RENTAL	9,220.75
740680	795.00
MEMBERSHIP/ASSOCIATION DUES	795.00
750400	17,770.34
CAPITAL OUTLAY-FURNITURE FIXTURES AND EQUIPMENT	17,770.34
750600	57,840.90
CAPITAL OUTLAY-VEHICLES	57,840.90
740260	2.29
INTEREST ON CREDIT CARDS	2.29
740100	177.00
IT HARDWARE MAINTENANCE	177.00
730360	11,402.82
ARMORY EXPENSE	11,402.82
740240	17.85
CHANGE OF VENUE	17.85
7300	7,196,857.57
710100	144,072.47
SALARY/OFFICIAL-DEPARTMENT HEAD	144,072.47
710110	4,437,601.76
SALARY/REGULAR	4,437,601.76
710130	109,808.09
SALARY/OVERTIME	109,808.09
710150	20,807.00
SALARY/SPECIAL PAY	20,807.00
720100	351,086.97
SOCIAL SECURITY	351,086.97
720110	839,874.99
EMPLOYEE INSURANCE	839,874.99
720120	587,966.05
RETIREMENT	587,966.05
720140	2,104.40
STATE UNEMPLOYMENT TAX	2,104.40
730100	4,857.77
OFFICE SUPPLIES	4,857.77
730240	270,512.63
FUEL - CONTROLLED	270,512.63
730250	100.00
SHOP SUPPLIES	100.00
730260	21,835.60
VEHICLE SUPPLIES	21,835.60
730270	98,805.43
LAW ENFORCEMENT SPECIFIC SUPPLIES	98,805.43

730280	5,643.33
CANINE EXPENSES	5,643.33
730310	53,618.30
UNIFORMS	53,618.30
730320	1,784.98
IT HARDWARE	1,784.98
730330	22,470.61
IT SOFTWARE	22,470.61
740110	2,155.70
IT SOFTWARE MAINTENANCE	2,155.70
740140	98,830.01
VEHICLE MAINTENANCE - CONTROLLED	98,830.01
740504	2,970.00
ONLINE SERVICES	2,970.00
740510	19,080.76
PROFESSIONAL DEVELOPMENT	19,080.76
740512	3,130.70
PROFESSIONAL SERVICES	3,130.70
740530	52,128.57
MOBILE PHONE AND DATA	52,128.57
740540	13,040.92
TRAVEL EXPENSE	13,040.92
740580	2,055.00
PRINTING	2,055.00
740660	4,877.37
EQUIPMENT RENTAL	4,877.37
740680	935.00
MEMBERSHIP/ASSOCIATION DUES	935.00
740970	21.75
FREIGHT AND HANDLING	21.75
750400	3,250.00
CAPITAL OUTLAY-FURNITURE FIXTURES AND EQUIPMENT	3,250.00
750600	37,550.00
CAPITAL OUTLAY-VEHICLES	37,550.00
790100	(16,118.59)
REIMBURSEMENTS CLEARING	(16,118.59)
7400	5,384,374.03
710100	144,072.47
SALARY/OFFICIAL-DEPARTMENT HEAD	144,072.47
710110	3,145,948.32
SALARY/REGULAR	3,145,948.32
710130	213,088.77
SALARY/OVERTIME	213,088.77
710140	110.76
SALARY/CELL PHONE ALLOWANCE	110.76
710150	27,362.00
SALARY/SPECIAL PAY	27,362.00
720100	262,719.57
SOCIAL SECURITY	262,719.57
720110	615,637.64
EMPLOYEE INSURANCE	615,637.64
720120	440,565.50
RETIREMENT	440,565.50
720140	1,245.42

STATE UNEMPLOYMENT TAX	1,245.42
730220	1,138.80
REPLACEMENTS	1,138.80
730230	10,704.01
MARINE/AIR EXPENSE	10,704.01
730240	221,123.18
FUEL - CONTROLLED	221,123.18
730270	53,497.68
LAW ENFORCEMENT SPECIFIC SUPPLIES	53,497.68
730280	3,011.58
CANINE EXPENSES	3,011.58
730310	28,781.43
UNIFORMS	28,781.43
740140	50,012.56
VEHICLE MAINTENANCE - CONTROLLED	50,012.56
740510	10,335.00
PROFESSIONAL DEVELOPMENT	10,335.00
740512	917.10
PROFESSIONAL SERVICES	917.10
740530	38,910.30
MOBILE PHONE AND DATA	38,910.30
740540	14,790.80
TRAVEL EXPENSE	14,790.80
740580	1,870.37
PRINTING	1,870.37
740656	8,640.00
RENT AND LEASES	8,640.00
740660	36,600.54
EQUIPMENT RENTAL	36,600.54
750300	5,760.00
CAPITAL OUTLAY-BUILDING	5,760.00
750400	24,043.96
CAPITAL OUTLAY-FURNITURE FIXTURES AND EQUIPMENT	24,043.96
750600	23,043.90
CAPITAL OUTLAY-VEHICLES	23,043.90
790100	442.37
REIMBURSEMENTS CLEARING	442.37
7500	5,091,108.96
710100	144,072.47
SALARY/OFFICIAL-DEPARTMENT HEAD	144,072.47
710110	3,124,191.84
SALARY/REGULAR	3,124,191.84
710130	154,563.23
SALARY/OVERTIME	154,563.23
710140	11,168.30
SALARY/CELL PHONE ALLOWANCE	11,168.30
710150	25,314.00
SALARY/SPECIAL PAY	25,314.00
720100	257,235.02
SOCIAL SECURITY	257,235.02
720110	644,678.34
EMPLOYEE INSURANCE	644,678.34
720120	431,578.55
RETIREMENT	431,578.55

720140	1,482.54
STATE UNEMPLOYMENT TAX	1,482.54
730100	2,572.89
OFFICE SUPPLIES	2,572.89
730240	85,144.46
FUEL - CONTROLLED	85,144.46
730250	445.36
SHOP SUPPLIES	445.36
730270	69,183.55
LAW ENFORCEMENT SPECIFIC SUPPLIES	69,183.55
730280	2,424.67
CANINE EXPENSES	2,424.67
730310	14,266.89
UNIFORMS	14,266.89
730320	3,602.91
IT HARDWARE	3,602.91
730390	0.26
MEDICAL SUPPLIES	0.26
740140	25,640.68
VEHICLE MAINTENANCE - CONTROLLED	25,640.68
740510	9,068.70
PROFESSIONAL DEVELOPMENT	9,068.70
740512	3,184.87
PROFESSIONAL SERVICES	3,184.87
740530	23,596.51
MOBILE PHONE AND DATA	23,596.51
740540	8,336.98
TRAVEL EXPENSE	8,336.98
740580	385.54
PRINTING	385.54
740640	6,725.00
CONTRACT SERVICES	6,725.00
740660	3,601.64
EQUIPMENT RENTAL	3,601.64
740680	1,949.76
MEMBERSHIP/ASSOCIATION DUES	1,949.76
750600	37,529.00
CAPITAL OUTLAY-VEHICLES	37,529.00
790100	(835.00)
REIMBURSEMENTS CLEARING	(835.00)
8100	799,200.81
710110	126,248.12
SALARY/REGULAR	126,248.12
710130	704.76
SALARY/OVERTIME	704.76
720100	9,550.93
SOCIAL SECURITY	9,550.93
720110	16,827.70
EMPLOYEE INSURANCE	16,827.70
720120	15,858.29
RETIREMENT	15,858.29
720140	363.16
STATE UNEMPLOYMENT TAX	363.16
730220	19,009.73

REPLACEMENTS	19,009.73
740170	283,383.00
PETIT JURORS	283,383.00
740484	7,779.89
COURT REPORTER TRANSCRIPT	7,779.89
740524	25,772.64
PROFESSIONAL SERVICES-INTERPRETER	25,772.64
740540	3,812.87
TRAVEL EXPENSE	3,812.87
740580	765.00
PRINTING	765.00
740640	91,928.67
CONTRACT SERVICES	91,928.67
740690	172,510.12
COURT COST	172,510.12
740692	1,460.04
DA WITNESS EXPENSE	1,460.04
740694	23,225.89
FOOD SERVICE	23,225.89
8101	5,665,151.85
740270	4,745,894.40
APPOINTED ATTORNEY	4,745,894.40
740290	-
OTHER LITIGATION-APPOINTED ATTORNEY	-
740310	200.00
APPOINTED ATTORNEY-CIVIL	200.00
740370	207,092.42
APPOINTED ATTORNEY-JUVENILE	207,092.42
740460	227,389.07
INVESTIGATOR	227,389.07
740470	346,024.64
EXPERT WITNESS	346,024.64
740484	100,086.66
COURT REPORTER TRANSCRIPT	100,086.66
740512	3,405.00
PROFESSIONAL SERVICES	3,405.00
740524	35,348.66
PROFESSIONAL SERVICES-INTERPRETER	35,348.66
740640	600.00
CONTRACT SERVICES	600.00
740740	-
BANK SERVICE CHARGES	-
790100	(2,889.00)
REIMBURSEMENTS CLEARING	(2,889.00)
740240	2,000.00
CHANGE OF VENUE	2,000.00
8102	1,269,450.45
740130	10.00
PHYSICIAN SERVICES	10.00
740290	7,321.24
OTHER LITIGATION-APPOINTED ATTORNEY	7,321.24
740310	1,219,188.14
APPOINTED ATTORNEY-CIVIL	1,219,188.14
740470	-

EXPERT WITNESS	-
740484	33,534.41
COURT REPORTER TRANSCRIPT	33,534.41
740524	9,396.66
PROFESSIONAL SERVICES-INTERPRETER	9,396.66
8103	1,259,381.68
710100	129,844.48
SALARY/OFFICIAL-DEPARTMENT HEAD	129,844.48
710110	704,816.42
SALARY/REGULAR	704,816.42
710130	69,051.96
SALARY/OVERTIME	69,051.96
720100	63,511.33
SOCIAL SECURITY	63,511.33
720110	159,596.39
EMPLOYEE INSURANCE	159,596.39
720120	112,719.59
RETIREMENT	112,719.59
720140	204.02
STATE UNEMPLOYMENT TAX	204.02
730100	9,259.09
OFFICE SUPPLIES	9,259.09
730310	272.97
UNIFORMS	272.97
740504	29.99
ONLINE SERVICES	29.99
740510	5,100.00
PROFESSIONAL DEVELOPMENT	5,100.00
740530	3,007.36
MOBILE PHONE AND DATA	3,007.36
740540	28.43
TRAVEL EXPENSE	28.43
740570	36.00
ADVERTISING	36.00
740660	2,364.03
EQUIPMENT RENTAL	2,364.03
740680	225.00
MEMBERSHIP/ASSOCIATION DUES	225.00
740694	18.99
FOOD SERVICE	18.99
790100	(713.05)
REIMBURSEMENTS CLEARING	(713.05)
740260	8.68
INTEREST ON CREDIT CARDS	8.68
8210	548,207.64
710100	199,163.36
SALARY/OFFICIAL-DEPARTMENT HEAD	199,163.36
710110	208,440.30
SALARY/REGULAR	208,440.30
710130	335.85
SALARY/OVERTIME	335.85
720100	27,670.50
SOCIAL SECURITY	27,670.50
720110	51,407.20

EMPLOYEE INSURANCE	51,407.20
720120	50,891.43
RETIREMENT	50,891.43
720140	36.00
STATE UNEMPLOYMENT TAX	36.00
730100	4,479.87
OFFICE SUPPLIES	4,479.87
740510	350.00
PROFESSIONAL DEVELOPMENT	350.00
740530	37.99
MOBILE PHONE AND DATA	37.99
740540	1,304.70
TRAVEL EXPENSE	1,304.70
740640	3,307.65
CONTRACT SERVICES	3,307.65
740660	245.00
EQUIPMENT RENTAL	245.00
740680	450.00
MEMBERSHIP/ASSOCIATION DUES	450.00
740694	87.79
FOOD SERVICE	87.79
8220	953,340.54
710100	190,730.71
SALARY/OFFICIAL-DEPARTMENT HEAD	190,730.71
710110	518,753.39
SALARY/REGULAR	518,753.39
710130	(95.84)
SALARY/OVERTIME	(95.84)
720100	50,098.13
SOCIAL SECURITY	50,098.13
720110	98,533.82
EMPLOYEE INSURANCE	98,533.82
720120	88,509.82
RETIREMENT	88,509.82
720140	63.00
STATE UNEMPLOYMENT TAX	63.00
730100	2,961.92
OFFICE SUPPLIES	2,961.92
740510	1,125.00
PROFESSIONAL DEVELOPMENT	1,125.00
740530	133.20
MOBILE PHONE AND DATA	133.20
740540	139.49
TRAVEL EXPENSE	139.49
740660	2,013.84
EQUIPMENT RENTAL	2,013.84
740680	75.00
MEMBERSHIP/ASSOCIATION DUES	75.00
740694	299.06
FOOD SERVICE	299.06
8230	844,447.39
710100	157,603.81
SALARY/OFFICIAL-DEPARTMENT HEAD	157,603.81
710110	464,728.55

SALARY/REGULAR	464,728.55
720100	45,259.27
SOCIAL SECURITY	45,259.27
720110	82,008.64
EMPLOYEE INSURANCE	82,008.64
720120	77,624.36
RETIREMENT	77,624.36
720140	49.88
STATE UNEMPLOYMENT TAX	49.88
730100	8,982.46
OFFICE SUPPLIES	8,982.46
740510	4,290.00
PROFESSIONAL DEVELOPMENT	4,290.00
740540	650.00
TRAVEL EXPENSE	650.00
740640	100.00
CONTRACT SERVICES	100.00
740660	3,874.17
EQUIPMENT RENTAL	3,874.17
740694	96.99
FOOD SERVICE	96.99
790100	(821.37)
REIMBURSEMENTS CLEARING	(821.37)
740260	0.63
INTEREST ON CREDIT CARDS	0.63
8240	564,266.10
710100	199,163.36
SALARY/OFFICIAL-DEPARTMENT HEAD	199,163.36
710110	220,218.78
SALARY/REGULAR	220,218.78
720100	28,638.29
SOCIAL SECURITY	28,638.29
720110	56,294.72
EMPLOYEE INSURANCE	56,294.72
720120	52,322.75
RETIREMENT	52,322.75
720140	27.00
STATE UNEMPLOYMENT TAX	27.00
730100	2,653.49
OFFICE SUPPLIES	2,653.49
740510	1,440.64
PROFESSIONAL DEVELOPMENT	1,440.64
740580	135.00
PRINTING	135.00
740640	4,390.53
CONTRACT SERVICES	4,390.53
740660	23.92
EQUIPMENT RENTAL	23.92
790100	(1,042.38)
REIMBURSEMENTS CLEARING	(1,042.38)
8250	551,772.32
710100	199,163.36
SALARY/OFFICIAL-DEPARTMENT HEAD	199,163.36
710110	209,815.40

SALARY/REGULAR	209,815.40
710130	201.51
SALARY/OVERTIME	201.51
720100	27,939.42
SOCIAL SECURITY	27,939.42
720110	56,305.04
EMPLOYEE INSURANCE	56,305.04
720120	51,050.11
RETIREMENT	51,050.11
720140	27.00
STATE UNEMPLOYMENT TAX	27.00
730100	2,375.28
OFFICE SUPPLIES	2,375.28
730330	149.90
IT SOFTWARE	149.90
740510	425.00
PROFESSIONAL DEVELOPMENT	425.00
740540	679.74
TRAVEL EXPENSE	679.74
740640	818.36
CONTRACT SERVICES	818.36
740656	(2,587.20)
RENT AND LEASES	(2,587.20)
740660	4,023.40
EQUIPMENT RENTAL	4,023.40
740145	1,386.00
EQUIPMENT MAINTENANCE/REPAIR - CONTROLLED	1,386.00
8310	366,904.17
710100	12,024.96
SALARY/OFFICIAL-DEPARTMENT HEAD	12,024.96
710110	235,444.89
SALARY/REGULAR	235,444.89
710130	314.78
SALARY/OVERTIME	314.78
710140	963.61
SALARY/CELL PHONE ALLOWANCE	963.61
720100	18,604.69
SOCIAL SECURITY	18,604.69
720110	56,216.70
EMPLOYEE INSURANCE	56,216.70
720120	31,036.31
RETIREMENT	31,036.31
720140	27.00
STATE UNEMPLOYMENT TAX	27.00
730100	5,355.71
OFFICE SUPPLIES	5,355.71
740510	1,890.00
PROFESSIONAL DEVELOPMENT	1,890.00
740540	711.20
TRAVEL EXPENSE	711.20
740660	4,560.66
EQUIPMENT RENTAL	4,560.66
790100	(246.34)
REIMBURSEMENTS CLEARING	(246.34)

8320	396,963.97
710100	12,024.96
SALARY/OFFICIAL-DEPARTMENT HEAD	12,024.96
710110	264,391.91
SALARY/REGULAR	264,391.91
720100	20,738.69
SOCIAL SECURITY	20,738.69
720110	55,604.47
EMPLOYEE INSURANCE	55,604.47
720120	34,500.31
RETIREMENT	34,500.31
720140	279.00
STATE UNEMPLOYMENT TAX	279.00
730100	1,663.57
OFFICE SUPPLIES	1,663.57
740530	-
MOBILE PHONE AND DATA	-
740540	1,164.06
TRAVEL EXPENSE	1,164.06
740580	376.00
PRINTING	376.00
740640	931.67
CONTRACT SERVICES	931.67
740656	-
RENT AND LEASES	-
740660	4,256.95
EQUIPMENT RENTAL	4,256.95
740680	75.00
MEMBERSHIP/ASSOCIATION DUES	75.00
740694	106.88
FOOD SERVICE	106.88
740145	850.50
EQUIPMENT MAINTENANCE/REPAIR - CONTROLLED	850.50
8330	654,930.37
710100	12,024.96
SALARY/OFFICIAL-DEPARTMENT HEAD	12,024.96
710110	458,016.41
SALARY/REGULAR	458,016.41
720100	35,080.05
SOCIAL SECURITY	35,080.05
720110	82,797.07
EMPLOYEE INSURANCE	82,797.07
720120	58,633.05
RETIREMENT	58,633.05
720140	297.00
STATE UNEMPLOYMENT TAX	297.00
730100	4,332.24
OFFICE SUPPLIES	4,332.24
740510	850.00
PROFESSIONAL DEVELOPMENT	850.00
740640	2,838.12
CONTRACT SERVICES	2,838.12
740694	61.47
FOOD SERVICE	61.47

8340	443,815.62
710100	12,024.96
SALARY/OFFICIAL-DEPARTMENT HEAD	12,024.96
710110	305,162.78
SALARY/REGULAR	305,162.78
720100	23,661.85
SOCIAL SECURITY	23,661.85
720110	55,403.43
EMPLOYEE INSURANCE	55,403.43
720120	39,580.59
RETIREMENT	39,580.59
720140	189.79
STATE UNEMPLOYMENT TAX	189.79
730100	846.94
OFFICE SUPPLIES	846.94
740510	531.12
PROFESSIONAL DEVELOPMENT	531.12
740530	535.55
MOBILE PHONE AND DATA	535.55
740540	318.00
TRAVEL EXPENSE	318.00
740640	7,128.85
CONTRACT SERVICES	7,128.85
740660	180.02
EQUIPMENT RENTAL	180.02
740680	150.00
MEMBERSHIP/ASSOCIATION DUES	150.00
790100	(1,898.26)
REIMBURSEMENTS CLEARING	(1,898.26)
8350	668,269.24
710100	12,024.96
SALARY/OFFICIAL-DEPARTMENT HEAD	12,024.96
710110	468,471.71
SALARY/REGULAR	468,471.71
710130	99.40
SALARY/OVERTIME	99.40
720100	35,574.11
SOCIAL SECURITY	35,574.11
720110	80,654.25
EMPLOYEE INSURANCE	80,654.25
720120	59,947.88
RETIREMENT	59,947.88
720140	243.14
STATE UNEMPLOYMENT TAX	243.14
730100	6,075.44
OFFICE SUPPLIES	6,075.44
740510	225.00
PROFESSIONAL DEVELOPMENT	225.00
740540	1,561.54
TRAVEL EXPENSE	1,561.54
740656	200.00
RENT AND LEASES	200.00
740660	2,900.38
EQUIPMENT RENTAL	2,900.38

740680	150.00
MEMBERSHIP/ASSOCIATION DUES	150.00
730101	31.43
FOOD SUPPLIES	31.43
740145	110.00
EQUIPMENT MAINTENANCE/REPAIR - CONTROLLED	110.00
8360	696,010.55
710100	12,024.96
SALARY/OFFICIAL-DEPARTMENT HEAD	12,024.96
710110	488,330.76
SALARY/REGULAR	488,330.76
710130	194.40
SALARY/OVERTIME	194.40
720100	37,122.90
SOCIAL SECURITY	37,122.90
720110	84,375.67
EMPLOYEE INSURANCE	84,375.67
720120	62,449.88
RETIREMENT	62,449.88
720140	45.00
STATE UNEMPLOYMENT TAX	45.00
730100	6,839.26
OFFICE SUPPLIES	6,839.26
740510	375.00
PROFESSIONAL DEVELOPMENT	375.00
740660	3,165.96
EQUIPMENT RENTAL	3,165.96
740680	75.00
MEMBERSHIP/ASSOCIATION DUES	75.00
740694	158.79
FOOD SERVICE	158.79
790100	(44.03)
REIMBURSEMENTS CLEARING	(44.03)
740145	897.00
EQUIPMENT MAINTENANCE/REPAIR - CONTROLLED	897.00
8370	390,406.99
710100	12,024.96
SALARY/OFFICIAL-DEPARTMENT HEAD	12,024.96
710110	247,786.98
SALARY/REGULAR	247,786.98
710130	1,846.78
SALARY/OVERTIME	1,846.78
720100	19,310.75
SOCIAL SECURITY	19,310.75
720110	57,196.16
EMPLOYEE INSURANCE	57,196.16
720120	32,655.84
RETIREMENT	32,655.84
720140	27.00
STATE UNEMPLOYMENT TAX	27.00
730100	7,688.06
OFFICE SUPPLIES	7,688.06
740510	2,254.46
PROFESSIONAL DEVELOPMENT	2,254.46

740530	188.97
MOBILE PHONE AND DATA	188.97
740540	945.36
TRAVEL EXPENSE	945.36
740580	100.00
PRINTING	100.00
740640	2.89
CONTRACT SERVICES	2.89
740656	4,183.56
RENT AND LEASES	4,183.56
740660	4,130.79
EQUIPMENT RENTAL	4,130.79
740694	0.00
FOOD SERVICE	0.00
790100	(972.07)
REIMBURSEMENTS CLEARING	(972.07)
740145	1,036.50
EQUIPMENT MAINTENANCE/REPAIR - CONTROLLED	1,036.50
8401	507,867.10
710100	79,875.44
SALARY/OFFICIAL-DEPARTMENT HEAD	79,875.44
710110	106,385.04
SALARY/REGULAR	106,385.04
710130	41.52
SALARY/OVERTIME	41.52
720100	13,793.89
SOCIAL SECURITY	13,793.89
720110	42,228.78
EMPLOYEE INSURANCE	42,228.78
720120	23,244.76
RETIREMENT	23,244.76
720140	27.00
STATE UNEMPLOYMENT TAX	27.00
730100	5,240.41
OFFICE SUPPLIES	5,240.41
740510	225.00
PROFESSIONAL DEVELOPMENT	225.00
740512	126,148.00
PROFESSIONAL SERVICES	126,148.00
740516	107,286.45
PROFESSIONAL SERVICES-URINALYSIS	107,286.45
740540	2,352.92
TRAVEL EXPENSE	2,352.92
740660	517.89
EQUIPMENT RENTAL	517.89
740680	300.00
MEMBERSHIP/ASSOCIATION DUES	300.00
740145	200.00
EQUIPMENT MAINTENANCE/REPAIR - CONTROLLED	200.00
8402	258,789.29
710110	53,234.24
SALARY/REGULAR	53,234.24
720100	4,047.49
SOCIAL SECURITY	4,047.49

720110	14,076.26
EMPLOYEE INSURANCE	14,076.26
720120	6,642.09
RETIREMENT	6,642.09
720140	9.00
STATE UNEMPLOYMENT TAX	9.00
730100	3,033.42
OFFICE SUPPLIES	3,033.42
740510	225.00
PROFESSIONAL DEVELOPMENT	225.00
740512	77,431.00
PROFESSIONAL SERVICES	77,431.00
740516	98,155.81
PROFESSIONAL SERVICES-URINALYSIS	98,155.81
740540	1,834.98
TRAVEL EXPENSE	1,834.98
740680	100.00
MEMBERSHIP/ASSOCIATION DUES	100.00
8403	342,001.63
710110	228,259.18
SALARY/REGULAR	228,259.18
710130	147.16
SALARY/OVERTIME	147.16
720100	16,733.31
SOCIAL SECURITY	16,733.31
720110	59,446.85
EMPLOYEE INSURANCE	59,446.85
720120	28,503.94
RETIREMENT	28,503.94
720140	228.28
STATE UNEMPLOYMENT TAX	228.28
730100	3,780.31
OFFICE SUPPLIES	3,780.31
730330	149.90
IT SOFTWARE	149.90
740510	528.00
PROFESSIONAL DEVELOPMENT	528.00
740540	355.62
TRAVEL EXPENSE	355.62
740640	3,848.16
CONTRACT SERVICES	3,848.16
740660	20.92
EQUIPMENT RENTAL	20.92
8510	997,516.21
710100	140,460.23
SALARY/OFFICIAL-DEPARTMENT HEAD	140,460.23
710110	497,689.57
SALARY/REGULAR	497,689.57
710120	-
SALARY/OTHER	-
720100	47,621.13
SOCIAL SECURITY	47,621.13
720110	125,461.88
EMPLOYEE INSURANCE	125,461.88

720120	79,706.18
RETIREMENT	79,706.18
720140	246.85
STATE UNEMPLOYMENT TAX	246.85
730100	9,835.78
OFFICE SUPPLIES	9,835.78
740140	2,924.81
VEHICLE MAINTENANCE - CONTROLLED	2,924.81
740510	3,027.45
PROFESSIONAL DEVELOPMENT	3,027.45
740512	4,686.00
PROFESSIONAL SERVICES	4,686.00
740540	1,625.52
TRAVEL EXPENSE	1,625.52
740560	4,055.00
TRANSPORTATION	4,055.00
740580	1,140.00
PRINTING	1,140.00
740644	72,800.21
COLLECTION SERVICES	72,800.21
740660	6,065.60
EQUIPMENT RENTAL	6,065.60
740680	205.00
MEMBERSHIP/ASSOCIATION DUES	205.00
790100	(35.00)
REIMBURSEMENTS CLEARING	(35.00)
8520	616,208.34
710100	140,460.23
SALARY/OFFICIAL-DEPARTMENT HEAD	140,460.23
710110	234,284.43
SALARY/REGULAR	234,284.43
710120	-
SALARY/OTHER	-
710130	21.64
SALARY/OVERTIME	21.64
720100	27,902.51
SOCIAL SECURITY	27,902.51
720110	82,620.87
EMPLOYEE INSURANCE	82,620.87
720120	46,847.19
RETIREMENT	46,847.19
720140	51.68
STATE UNEMPLOYMENT TAX	51.68
730100	4,849.66
OFFICE SUPPLIES	4,849.66
740510	585.00
PROFESSIONAL DEVELOPMENT	585.00
740512	3,161.74
PROFESSIONAL SERVICES	3,161.74
740530	1,275.73
MOBILE PHONE AND DATA	1,275.73
740540	459.17
TRAVEL EXPENSE	459.17
740640	370.26

CONTRACT SERVICES	370.26
740644	73,116.85
COLLECTION SERVICES	73,116.85
740660	31.38
EQUIPMENT RENTAL	31.38
740680	170.00
MEMBERSHIP/ASSOCIATION DUES	170.00
8530	1,334,815.53
710100	140,460.23
SALARY/OFFICIAL-DEPARTMENT HEAD	140,460.23
710110	735,665.62
SALARY/REGULAR	735,665.62
710120	-
SALARY/OTHER	-
710130	6,872.61
SALARY/OVERTIME	6,872.61
710140	1,441.73
SALARY/CELL PHONE ALLOWANCE	1,441.73
720100	66,041.82
SOCIAL SECURITY	66,041.82
720110	243,569.58
EMPLOYEE INSURANCE	243,569.58
720120	110,440.71
RETIREMENT	110,440.71
720140	643.69
STATE UNEMPLOYMENT TAX	643.69
730100	11,925.05
OFFICE SUPPLIES	11,925.05
730310	141.92
UNIFORMS	141.92
740140	3,039.47
VEHICLE MAINTENANCE - CONTROLLED	3,039.47
740510	2,610.00
PROFESSIONAL DEVELOPMENT	2,610.00
740512	442.25
PROFESSIONAL SERVICES	442.25
740540	3,691.76
TRAVEL EXPENSE	3,691.76
740560	453.73
TRANSPORTATION	453.73
740580	1,535.00
PRINTING	1,535.00
740660	5,726.36
EQUIPMENT RENTAL	5,726.36
740680	60.00
MEMBERSHIP/ASSOCIATION DUES	60.00
740970	54.00
FREIGHT AND HANDLING	54.00
8540	1,088,274.83
710100	140,460.23
SALARY/OFFICIAL-DEPARTMENT HEAD	140,460.23
710110	534,912.90
SALARY/REGULAR	534,912.90
710130	171.10

SALARY/OVERTIME	171.10
720100	49,877.88
SOCIAL SECURITY	49,877.88
720110	180,511.38
EMPLOYEE INSURANCE	180,511.38
720120	84,277.93
RETIREMENT	84,277.93
720140	108.00
STATE UNEMPLOYMENT TAX	108.00
730100	7,100.68
OFFICE SUPPLIES	7,100.68
740510	1,385.00
PROFESSIONAL DEVELOPMENT	1,385.00
740512	1,052.02
PROFESSIONAL SERVICES	1,052.02
740540	1,270.95
TRAVEL EXPENSE	1,270.95
740560	2,420.00
TRANSPORTATION	2,420.00
740580	1,301.98
PRINTING	1,301.98
740640	2,198.13
CONTRACT SERVICES	2,198.13
740644	76,043.89
COLLECTION SERVICES	76,043.89
740660	5,087.76
EQUIPMENT RENTAL	5,087.76
740680	95.00
MEMBERSHIP/ASSOCIATION DUES	95.00
8550	650,845.12
710100	140,460.23
SALARY/OFFICIAL-DEPARTMENT HEAD	140,460.23
710110	264,851.77
SALARY/REGULAR	264,851.77
720100	30,553.95
SOCIAL SECURITY	30,553.95
720110	84,457.44
EMPLOYEE INSURANCE	84,457.44
720120	50,570.57
RETIREMENT	50,570.57
720140	45.00
STATE UNEMPLOYMENT TAX	45.00
730100	6,314.76
OFFICE SUPPLIES	6,314.76
730110	2,748.00
POSTAGE	2,748.00
740510	1,230.00
PROFESSIONAL DEVELOPMENT	1,230.00
740530	2,081.95
MOBILE PHONE AND DATA	2,081.95
740540	1,122.15
TRAVEL EXPENSE	1,122.15
740640	8,783.08
CONTRACT SERVICES	8,783.08

740644	56,348.00
COLLECTION SERVICES	56,348.00
740660	368.79
EQUIPMENT RENTAL	368.79
740680	95.00
MEMBERSHIP/ASSOCIATION DUES	95.00
740260	4.43
INTEREST ON CREDIT CARDS	4.43
740145	810.00
EQUIPMENT MAINTENANCE/REPAIR - CONTROLLED	810.00
6502	670,963.41
710110	448,669.51
SALARY/REGULAR	448,669.51
710130	287.72
SALARY/OVERTIME	287.72
720100	32,627.78
SOCIAL SECURITY	32,627.78
720110	111,987.53
EMPLOYEE INSURANCE	111,987.53
720120	56,012.95
RETIREMENT	56,012.95
720140	72.00
STATE UNEMPLOYMENT TAX	72.00
730100	14,222.45
OFFICE SUPPLIES	14,222.45
740510	700.00
PROFESSIONAL DEVELOPMENT	700.00
740530	1,195.19
MOBILE PHONE AND DATA	1,195.19
740580	1,039.88
PRINTING	1,039.88
740660	4,151.40
EQUIPMENT RENTAL	4,151.40
790100	(3.00)
REIMBURSEMENTS CLEARING	(3.00)
8380	585,645.41
710100	12,024.96
SALARY/OFFICIAL-DEPARTMENT HEAD	12,024.96
710110	395,896.52
SALARY/REGULAR	395,896.52
710130	693.21
SALARY/OVERTIME	693.21
720100	30,190.60
SOCIAL SECURITY	30,190.60
720110	84,359.02
EMPLOYEE INSURANCE	84,359.02
720120	50,981.92
RETIREMENT	50,981.92
720140	45.00
STATE UNEMPLOYMENT TAX	45.00
730100	5,649.44
OFFICE SUPPLIES	5,649.44
740210	-
PSYCHOLOGICAL/PSYCHIATRIC SERVICE	-

740510	2,950.00
PROFESSIONAL DEVELOPMENT	2,950.00
740580	50.00
PRINTING	50.00
740640	2,047.67
CONTRACT SERVICES	2,047.67
740680	765.00
MEMBERSHIP/ASSOCIATION DUES	765.00
790100	(7.93)
REIMBURSEMENTS CLEARING	(7.93)
6108	131,440.82
730270	18,288.28
LAW ENFORCEMENT SPECIFIC SUPPLIES	18,288.28
730360	113,152.54
ARMORY EXPENSE	113,152.54
6106	592,105.52
710110	341,623.75
SALARY/REGULAR	341,623.75
710130	2,003.11
SALARY/OVERTIME	2,003.11
710150	32,190.00
SALARY/SPECIAL PAY	32,190.00
720100	27,613.81
SOCIAL SECURITY	27,613.81
720110	70,557.66
EMPLOYEE INSURANCE	70,557.66
720120	46,884.34
RETIREMENT	46,884.34
720140	(167.07)
STATE UNEMPLOYMENT TAX	(167.07)
730270	944.03
LAW ENFORCEMENT SPECIFIC SUPPLIES	944.03
730280	36,962.56
CANINE EXPENSES	36,962.56
740110	700.00
IT SOFTWARE MAINTENANCE	700.00
740510	2,700.00
PROFESSIONAL DEVELOPMENT	2,700.00
740512	11,030.16
PROFESSIONAL SERVICES	11,030.16
740530	4,809.24
MOBILE PHONE AND DATA	4,809.24
740540	13,953.93
TRAVEL EXPENSE	13,953.93
740640	300.00
CONTRACT SERVICES	300.00
6102	1,510,715.23
710110	883,496.44
SALARY/REGULAR	883,496.44
710130	174,627.58
SALARY/OVERTIME	174,627.58
720100	79,842.81
SOCIAL SECURITY	79,842.81
720110	159,776.27

EMPLOYEE INSURANCE	159,776.27
720120	132,086.41
RETIREMENT	132,086.41
720140	73.69
STATE UNEMPLOYMENT TAX	73.69
730270	3,460.95
LAW ENFORCEMENT SPECIFIC SUPPLIES	3,460.95
740110	2,196.00
IT SOFTWARE MAINTENANCE	2,196.00
740510	34,252.00
PROFESSIONAL DEVELOPMENT	34,252.00
740530	14,177.39
MOBILE PHONE AND DATA	14,177.39
740540	19,721.03
TRAVEL EXPENSE	19,721.03
740660	2,618.16
EQUIPMENT RENTAL	2,618.16
790100	(948.00)
REIMBURSEMENTS CLEARING	(948.00)
730360	5,334.50
ARMORY EXPENSE	5,334.50
6105	264,781.35
710110	144,517.11
SALARY/REGULAR	144,517.11
710130	-
SALARY/OVERTIME	-
720100	10,875.42
SOCIAL SECURITY	10,875.42
720110	26,315.83
EMPLOYEE INSURANCE	26,315.83
720120	18,023.27
RETIREMENT	18,023.27
720140	18.00
STATE UNEMPLOYMENT TAX	18.00
730270	989.76
LAW ENFORCEMENT SPECIFIC SUPPLIES	989.76
740110	870.00
IT SOFTWARE MAINTENANCE	870.00
740140	5,554.60
VEHICLE MAINTENANCE - CONTROLLED	5,554.60
740530	2,150.46
MOBILE PHONE AND DATA	2,150.46
740656	6,000.00
RENT AND LEASES	6,000.00
750400	49,466.90
CAPITAL OUTLAY-FURNITURE FIXTURES AND EQUIPMENT	49,466.90
6109	626,702.77
710110	400,791.86
SALARY/REGULAR	400,791.86
710130	37,217.27
SALARY/OVERTIME	37,217.27
720100	32,589.24
SOCIAL SECURITY	32,589.24
720110	70,302.08

EMPLOYEE INSURANCE	70,302.08
720120	54,660.29
RETIREMENT	54,660.29
720140	45.00
STATE UNEMPLOYMENT TAX	45.00
730270	7,210.00
LAW ENFORCEMENT SPECIFIC SUPPLIES	7,210.00
740110	5,765.76
IT SOFTWARE MAINTENANCE	5,765.76
740510	2,640.00
PROFESSIONAL DEVELOPMENT	2,640.00
740512	95.30
PROFESSIONAL SERVICES	95.30
740530	4,211.64
MOBILE PHONE AND DATA	4,211.64
740540	8,634.17
TRAVEL EXPENSE	8,634.17
740660	2,540.16
EQUIPMENT RENTAL	2,540.16
6103	10,358.37
710130	702.63
SALARY/OVERTIME	702.63
720100	52.61
SOCIAL SECURITY	52.61
720120	87.62
RETIREMENT	87.62
740510	2,248.00
PROFESSIONAL DEVELOPMENT	2,248.00
740530	3,122.75
MOBILE PHONE AND DATA	3,122.75
740540	4,144.76
TRAVEL EXPENSE	4,144.76
6107	15,029.61
710110	82.00
SALARY/REGULAR	82.00
710130	8,742.37
SALARY/OVERTIME	8,742.37
720100	666.17
SOCIAL SECURITY	666.17
720110	163.23
EMPLOYEE INSURANCE	163.23
720120	1,100.84
RETIREMENT	1,100.84
730270	4,275.00
LAW ENFORCEMENT SPECIFIC SUPPLIES	4,275.00
3242	15,000.00
740640	15,000.00
CONTRACT SERVICES	15,000.00
3800	291,970.08
710100	70,673.12
SALARY/OFFICIAL-DEPARTMENT HEAD	70,673.12
710110	136,521.45
SALARY/REGULAR	136,521.45
710130	1,570.84

SALARY/OVERTIME	1,570.84
710140	516.88
SALARY/CELL PHONE ALLOWANCE	516.88
720100	15,423.07
SOCIAL SECURITY	15,423.07
720110	33,607.96
EMPLOYEE INSURANCE	33,607.96
720120	26,243.90
RETIREMENT	26,243.90
720140	10.25
STATE UNEMPLOYMENT TAX	10.25
730100	3,895.41
OFFICE SUPPLIES	3,895.41
740510	2,887.20
PROFESSIONAL DEVELOPMENT	2,887.20
740680	620.00
MEMBERSHIP/ASSOCIATION DUES	620.00
6104	10,728.87
710110	206.80
SALARY/REGULAR	206.80
710130	8,716.80
SALARY/OVERTIME	8,716.80
720100	668.85
SOCIAL SECURITY	668.85
720120	1,118.99
RETIREMENT	1,118.99
720140	17.43
STATE UNEMPLOYMENT TAX	17.43
8260	95,722.74
710110	59,750.19
SALARY/REGULAR	59,750.19
720100	4,457.04
SOCIAL SECURITY	4,457.04
720110	4,712.82
EMPLOYEE INSURANCE	4,712.82
720120	7,492.68
RETIREMENT	7,492.68
720140	18.00
STATE UNEMPLOYMENT TAX	18.00
730100	17,435.26
OFFICE SUPPLIES	17,435.26
740510	200.00
PROFESSIONAL DEVELOPMENT	200.00
740580	919.00
PRINTING	919.00
740640	41.23
CONTRACT SERVICES	41.23
740660	546.52
EQUIPMENT RENTAL	546.52
740680	150.00
MEMBERSHIP/ASSOCIATION DUES	150.00
3211	-
760710	-
CONTINGENCY-OPERATIONS	-

200	50,383,014.16
ROAD AND BRIDGE	50,383,014.16
1200	4,225,793.55
770100	4,225,793.55
TRANSFERS OUT	4,225,793.55
2600	311,830.40
730100	4,998.90
OFFICE SUPPLIES	4,998.90
730250	13,547.61
SHOP SUPPLIES	13,547.61
740140	50,185.38
VEHICLE MAINTENANCE - CONTROLLED	50,185.38
740510	12,515.00
PROFESSIONAL DEVELOPMENT	12,515.00
740512	43,305.39
PROFESSIONAL SERVICES	43,305.39
740540	1,344.38
TRAVEL EXPENSE	1,344.38
740650	185,783.74
SIGN AND SIGNAL MAINTENANCE	185,783.74
740660	150.00
EQUIPMENT RENTAL	150.00
9000	956,771.93
730190	190,209.14
ROAD MATERIALS	190,209.14
740512	24,942.79
PROFESSIONAL SERVICES	24,942.79
750800	741,620.00
MAJOR PROJECTS	741,620.00
9100	15,931,791.93
710100	186,715.08
SALARY/OFFICIAL-DEPARTMENT HEAD	186,715.08
710110	3,055,755.85
SALARY/REGULAR	3,055,755.85
710120	-
SALARY/OTHER	-
710130	201,273.87
SALARY/OVERTIME	201,273.87
710140	1,965.99
SALARY/CELL PHONE ALLOWANCE	1,965.99
720100	255,807.79
SOCIAL SECURITY	255,807.79
720110	819,866.82
EMPLOYEE INSURANCE	819,866.82
720120	431,074.18
RETIREMENT	431,074.18
720140	1,034.80
STATE UNEMPLOYMENT TAX	1,034.80
730100	35,091.41
OFFICE SUPPLIES	35,091.41
730140	5,832.16
JANITOR SUPPLIES	5,832.16
730180	11,379.20
CULVERTS	11,379.20

730190	153,417.05
ROAD MATERIALS	153,417.05
730200	140,391.38
CRUSHED CONCRETE/REJECT	140,391.38
730220	2,277.14
REPLACEMENTS	2,277.14
730240	366,079.82
FUEL - CONTROLLED	366,079.82
730250	78,565.46
SHOP SUPPLIES	78,565.46
730260	233,384.05
VEHICLE SUPPLIES	233,384.05
730262	5,071.67
RADIO SUPPLIES	5,071.67
730270	863.20
LAW ENFORCEMENT SPECIFIC SUPPLIES	863.20
730310	45,103.00
UNIFORMS	45,103.00
730320	1,427.49
IT HARDWARE	1,427.49
730330	45,000.00
IT SOFTWARE	45,000.00
730390	1,543.53
MEDICAL SUPPLIES	1,543.53
740140	119,093.34
VEHICLE MAINTENANCE - CONTROLLED	119,093.34
740150	241,961.50
LANDSCAPE MAINTENANCE	241,961.50
740430	43,870.70
STRIPING/SEALANT SERVICES	43,870.70
740510	2,132.63
PROFESSIONAL DEVELOPMENT	2,132.63
740512	480,150.57
PROFESSIONAL SERVICES	480,150.57
740530	12,850.79
MOBILE PHONE AND DATA	12,850.79
740640	8,512,951.24
CONTRACT SERVICES	8,512,951.24
740650	48,333.64
SIGN AND SIGNAL MAINTENANCE	48,333.64
740660	43,698.44
EQUIPMENT RENTAL	43,698.44
750400	352,822.22
CAPITAL OUTLAY-FURNITURE FIXTURES AND EQUIPMENT	352,822.22
750600	40,680.00
CAPITAL OUTLAY-VEHICLES	40,680.00
750800	(155,347.45)
MAJOR PROJECTS	(155,347.45)
760600	100,000.00
SETTLEMENT COSTS	100,000.00
790100	(3,039.79)
REIMBURSEMENTS CLEARING	(3,039.79)
740145	12,713.16
EQUIPMENT MAINTENANCE/REPAIR - CONTROLLED	12,713.16

9200	8,135,315.22
710100	186,715.08
SALARY/OFFICIAL-DEPARTMENT HEAD	186,715.08
710110	2,181,333.62
SALARY/REGULAR	2,181,333.62
710120	-
SALARY/OTHER	-
710130	2,246.80
SALARY/OVERTIME	2,246.80
710140	1,686.58
SALARY/CELL PHONE ALLOWANCE	1,686.58
720100	174,010.70
SOCIAL SECURITY	174,010.70
720110	555,759.57
EMPLOYEE INSURANCE	555,759.57
720120	296,479.86
RETIREMENT	296,479.86
720140	1,496.59
STATE UNEMPLOYMENT TAX	1,496.59
730100	13,354.58
OFFICE SUPPLIES	13,354.58
730180	15,217.54
CULVERTS	15,217.54
730190	3,008,942.85
ROAD MATERIALS	3,008,942.85
730220	41,068.47
REPLACEMENTS	41,068.47
730240	279,615.41
FUEL - CONTROLLED	279,615.41
730250	105,457.17
SHOP SUPPLIES	105,457.17
730260	145,259.89
VEHICLE SUPPLIES	145,259.89
730310	75,921.55
UNIFORMS	75,921.55
740110	3,523.00
IT SOFTWARE MAINTENANCE	3,523.00
740510	(83,687.22)
PROFESSIONAL DEVELOPMENT	(83,687.22)
740512	540,219.02
PROFESSIONAL SERVICES	540,219.02
740530	8,035.88
MOBILE PHONE AND DATA	8,035.88
740620	22,833.01
ELECTRICITY - CONTROLLED	22,833.01
740624	5,765.28
WATER AND SEWER - CONTROLLED	5,765.28
740640	33,492.71
CONTRACT SERVICES	33,492.71
740650	47,328.08
SIGN AND SIGNAL MAINTENANCE	47,328.08
740660	23,636.54
EQUIPMENT RENTAL	23,636.54
750400	196,358.19

CAPITAL OUTLAY-FURNITURE FIXTURES AND EQUIPMENT	196,358.19
750600	153,178.05
CAPITAL OUTLAY-VEHICLES	153,178.05
760600	100,000.00
SETTLEMENT COSTS	100,000.00
790100	66.42
REIMBURSEMENTS CLEARING	66.42
9300	4,742,180.56
710100	186,715.08
SALARY/OFFICIAL-DEPARTMENT HEAD	186,715.08
710110	1,458,664.17
SALARY/REGULAR	1,458,664.17
710120	-
SALARY/OTHER	-
710130	41,542.42
SALARY/OVERTIME	41,542.42
710140	6,515.39
SALARY/CELL PHONE ALLOWANCE	6,515.39
720100	124,219.97
SOCIAL SECURITY	124,219.97
720110	346,578.96
EMPLOYEE INSURANCE	346,578.96
720120	211,585.26
RETIREMENT	211,585.26
720140	443.12
STATE UNEMPLOYMENT TAX	443.12
730100	7,175.40
OFFICE SUPPLIES	7,175.40
730190	657,981.03
ROAD MATERIALS	657,981.03
730200	25,729.57
CRUSHED CONCRETE/REJECT	25,729.57
730220	748.39
REPLACEMENTS	748.39
730240	120,135.58
FUEL - CONTROLLED	120,135.58
730250	17,765.64
SHOP SUPPLIES	17,765.64
730260	37,627.48
VEHICLE SUPPLIES	37,627.48
730310	14,574.45
UNIFORMS	14,574.45
730350	7,322.03
AGRICULTURE SUPPLIES	7,322.03
730380	22,502.80
AUDIO/VISUAL SUPPLIES	22,502.80
730390	417.38
MEDICAL SUPPLIES	417.38
740140	140,406.52
VEHICLE MAINTENANCE - CONTROLLED	140,406.52
740430	458,720.56
STRIPING/SEALANT SERVICES	458,720.56
740440	95,896.63
CONCRETE/CURB REPAIR	95,896.63

740504	6,697.62
ONLINE SERVICES	6,697.62
740510	2,206.86
PROFESSIONAL DEVELOPMENT	2,206.86
740512	445,622.71
PROFESSIONAL SERVICES	445,622.71
740530	6,493.20
MOBILE PHONE AND DATA	6,493.20
740540	1,004.80
TRAVEL EXPENSE	1,004.80
740580	12,162.47
PRINTING	12,162.47
740620	94.49
ELECTRICITY - CONTROLLED	94.49
740624	46.54
WATER AND SEWER - CONTROLLED	46.54
740640	5,666.33
CONTRACT SERVICES	5,666.33
740650	301,292.39
SIGN AND SIGNAL MAINTENANCE	301,292.39
740656	42,765.00
RENT AND LEASES	42,765.00
740660	23,873.90
EQUIPMENT RENTAL	23,873.90
740680	6,000.00
MEMBERSHIP/ASSOCIATION DUES	6,000.00
750800	(134,302.16)
MAJOR PROJECTS	(134,302.16)
760600	100,000.00
SETTLEMENT COSTS	100,000.00
790100	(60,711.42)
REIMBURSEMENTS CLEARING	(60,711.42)
9400	7,494,962.71
710100	186,715.08
SALARY/OFFICIAL-DEPARTMENT HEAD	186,715.08
710110	2,960,736.00
SALARY/REGULAR	2,960,736.00
710120	-
SALARY/OTHER	-
710130	38,168.05
SALARY/OVERTIME	38,168.05
710140	1,410.34
SALARY/CELL PHONE ALLOWANCE	1,410.34
720100	236,830.05
SOCIAL SECURITY	236,830.05
720110	756,040.80
EMPLOYEE INSURANCE	756,040.80
720120	398,475.29
RETIREMENT	398,475.29
720140	1,298.18
STATE UNEMPLOYMENT TAX	1,298.18
730100	15,410.65
OFFICE SUPPLIES	15,410.65
730180	185,576.40

CULVERTS	185,576.40
730190	526,672.21
ROAD MATERIALS	526,672.21
730200	666,875.56
CRUSHED CONCRETE/REJECT	666,875.56
730220	27,035.38
REPLACEMENTS	27,035.38
730240	498,208.74
FUEL - CONTROLLED	498,208.74
730250	39,530.82
SHOP SUPPLIES	39,530.82
730260	262,308.85
VEHICLE SUPPLIES	262,308.85
730300	-
COMMUNITY AWARENESS SUPPLIES	-
730310	21,285.90
UNIFORMS	21,285.90
730330	24.63
IT SOFTWARE	24.63
730350	87,227.98
AGRICULTURE SUPPLIES	87,227.98
740140	95,288.36
VEHICLE MAINTENANCE - CONTROLLED	95,288.36
740150	49,851.82
LANDSCAPE MAINTENANCE	49,851.82
740410	8,000.00
TOLLS	8,000.00
740430	44,415.02
STRIPING/SEALANT SERVICES	44,415.02
740440	119,053.52
CONCRETE/CURB REPAIR	119,053.52
740510	2,000.00
PROFESSIONAL DEVELOPMENT	2,000.00
740512	30,436.86
PROFESSIONAL SERVICES	30,436.86
740530	26,030.02
MOBILE PHONE AND DATA	26,030.02
740550	30,413.01
SAFETY PROGRAM	30,413.01
740622	1,178.83
GAS - CONTROLLED	1,178.83
740640	11,984.81
CONTRACT SERVICES	11,984.81
740650	33,280.35
SIGN AND SIGNAL MAINTENANCE	33,280.35
740652	1,096.51
BRIDGE REPAIR	1,096.51
740660	64,430.60
EQUIPMENT RENTAL	64,430.60
740820	599.75
DEMOLITION	599.75
740930	5,172.73
DAMAGE REPAIRS	5,172.73
750400	74,931.97

CAPITAL OUTLAY-FURNITURE FIXTURES AND EQUIPMENT	74,931.97
750600	266,981.99
CAPITAL OUTLAY-VEHICLES	266,981.99
760600	100,000.00
SETTLEMENT COSTS	100,000.00
790100	(380,288.00)
REIMBURSEMENTS CLEARING	(380,288.00)
740250	273.65
PENALTY/LATE CHARGE	273.65
9500	1,939,884.00
710100	150,342.75
SALARY/OFFICIAL-DEPARTMENT HEAD	150,342.75
710110	1,268,049.86
SALARY/REGULAR	1,268,049.86
710140	6,048.92
SALARY/CELL PHONE ALLOWANCE	6,048.92
720100	106,676.62
SOCIAL SECURITY	106,676.62
720110	216,029.83
EMPLOYEE INSURANCE	216,029.83
720120	177,700.96
RETIREMENT	177,700.96
720140	229.52
STATE UNEMPLOYMENT TAX	229.52
730100	6,441.09
OFFICE SUPPLIES	6,441.09
740140	140.96
VEHICLE MAINTENANCE - CONTROLLED	140.96
740510	2,150.00
PROFESSIONAL DEVELOPMENT	2,150.00
740540	2,733.77
TRAVEL EXPENSE	2,733.77
740660	3,219.72
EQUIPMENT RENTAL	3,219.72
740680	120.00
MEMBERSHIP/ASSOCIATION DUES	120.00
9107	537,254.65
710110	172,528.25
SALARY/REGULAR	172,528.25
710130	39,039.57
SALARY/OVERTIME	39,039.57
720100	16,152.14
SOCIAL SECURITY	16,152.14
720110	28,152.52
EMPLOYEE INSURANCE	28,152.52
720120	24,227.45
RETIREMENT	24,227.45
720140	226.85
STATE UNEMPLOYMENT TAX	226.85
730100	858.45
OFFICE SUPPLIES	858.45
730140	5,489.60
JANITOR SUPPLIES	5,489.60
730250	2,459.83

SHOP SUPPLIES	2,459.83
730310	422.80
UNIFORMS	422.80
740140	559.18
VEHICLE MAINTENANCE - CONTROLLED	559.18
740150	36,700.00
LANDSCAPE MAINTENANCE	36,700.00
740512	44,610.44
PROFESSIONAL SERVICES	44,610.44
740624	1,192.97
WATER AND SEWER - CONTROLLED	1,192.97
740640	15,233.68
CONTRACT SERVICES	15,233.68
740660	39.00
EQUIPMENT RENTAL	39.00
750300	129,907.06
CAPITAL OUTLAY-BUILDING	129,907.06
750400	10,717.00
CAPITAL OUTLAY-FURNITURE FIXTURES AND EQUIPMENT	10,717.00
750800	8,737.86
MAJOR PROJECTS	8,737.86
9109	393,843.18
710110	234,916.82
SALARY/REGULAR	234,916.82
710130	2,444.94
SALARY/OVERTIME	2,444.94
720100	17,967.71
SOCIAL SECURITY	17,967.71
720110	70,808.29
EMPLOYEE INSURANCE	70,808.29
720120	29,615.26
RETIREMENT	29,615.26
720140	118.65
STATE UNEMPLOYMENT TAX	118.65
730100	64.90
OFFICE SUPPLIES	64.90
730140	155.96
JANITOR SUPPLIES	155.96
730250	881.90
SHOP SUPPLIES	881.90
730310	758.15
UNIFORMS	758.15
730390	353.85
MEDICAL SUPPLIES	353.85
740510	1,398.00
PROFESSIONAL DEVELOPMENT	1,398.00
740512	850.13
PROFESSIONAL SERVICES	850.13
740640	33,443.64
CONTRACT SERVICES	33,443.64
740650	64.98
SIGN AND SIGNAL MAINTENANCE	64.98
740625	-
REFUSE COLLECTION - CONTROLLED	-

9407	1,118,481.59
710110	641,675.94
SALARY/REGULAR	641,675.94
710120	-
SALARY/OTHER	-
710130	18,492.62
SALARY/OVERTIME	18,492.62
720100	49,532.93
SOCIAL SECURITY	49,532.93
720110	191,124.21
EMPLOYEE INSURANCE	191,124.21
720120	82,414.22
RETIREMENT	82,414.22
720140	788.57
STATE UNEMPLOYMENT TAX	788.57
730100	123.58
OFFICE SUPPLIES	123.58
730140	29,062.92
JANITOR SUPPLIES	29,062.92
730190	870.00
ROAD MATERIALS	870.00
730220	2,637.55
REPLACEMENTS	2,637.55
730250	18,318.71
SHOP SUPPLIES	18,318.71
730260	8,373.42
VEHICLE SUPPLIES	8,373.42
730310	5,985.83
UNIFORMS	5,985.83
730350	2,904.90
AGRICULTURE SUPPLIES	2,904.90
740140	1,942.00
VEHICLE MAINTENANCE - CONTROLLED	1,942.00
740150	4,925.00
LANDSCAPE MAINTENANCE	4,925.00
740410	1,600.00
TOLLS	1,600.00
740510	80.00
PROFESSIONAL DEVELOPMENT	80.00
740512	3,069.75
PROFESSIONAL SERVICES	3,069.75
740530	3,884.77
MOBILE PHONE AND DATA	3,884.77
740622	4,803.50
GAS - CONTROLLED	4,803.50
740640	30,774.27
CONTRACT SERVICES	30,774.27
740654	7,989.95
COMMUNITY BUILDING/VOTING BOX	7,989.95
740660	600.00
EQUIPMENT RENTAL	600.00
750400	6,506.95
CAPITAL OUTLAY-FURNITURE FIXTURES AND EQUIPMENT	6,506.95
9309	1,154,044.77

710110	483,838.36
SALARY/REGULAR	483,838.36
710130	41,224.90
SALARY/OVERTIME	41,224.90
710140	2,519.13
SALARY/CELL PHONE ALLOWANCE	2,519.13
720100	39,681.72
SOCIAL SECURITY	39,681.72
720110	121,864.76
EMPLOYEE INSURANCE	121,864.76
720120	65,857.63
RETIREMENT	65,857.63
720140	178.46
STATE UNEMPLOYMENT TAX	178.46
730100	5,200.57
OFFICE SUPPLIES	5,200.57
730250	3,643.36
SHOP SUPPLIES	3,643.36
730260	369.12
VEHICLE SUPPLIES	369.12
730310	2,214.52
UNIFORMS	2,214.52
730390	738.45
MEDICAL SUPPLIES	738.45
740140	529.70
VEHICLE MAINTENANCE - CONTROLLED	529.70
740420	2,685.62
COURIER SERVICE	2,685.62
740510	-
PROFESSIONAL DEVELOPMENT	-
740512	149,267.95
PROFESSIONAL SERVICES	149,267.95
740640	232,753.58
CONTRACT SERVICES	232,753.58
740660	1,400.00
EQUIPMENT RENTAL	1,400.00
740680	76.94
MEMBERSHIP/ASSOCIATION DUES	76.94
9307	472,433.28
710110	240,295.83
SALARY/REGULAR	240,295.83
710130	1,296.50
SALARY/OVERTIME	1,296.50
720100	18,115.34
SOCIAL SECURITY	18,115.34
720110	63,669.32
EMPLOYEE INSURANCE	63,669.32
720120	30,118.77
RETIREMENT	30,118.77
720140	373.95
STATE UNEMPLOYMENT TAX	373.95
730100	19,963.68
OFFICE SUPPLIES	19,963.68
730390	25.19

MEDICAL SUPPLIES	25.19
740120	198.70
MEDICAL SERVICES	198.70
740512	92,486.41
PROFESSIONAL SERVICES	92,486.41
740624	748.00
WATER AND SEWER - CONTROLLED	748.00
740640	2,108.06
CONTRACT SERVICES	2,108.06
740660	2,927.63
EQUIPMENT RENTAL	2,927.63
740970	105.90
FREIGHT AND HANDLING	105.90
9408	399,804.26
710110	238,817.12
SALARY/REGULAR	238,817.12
710130	364.66
SALARY/OVERTIME	364.66
720100	17,987.99
SOCIAL SECURITY	17,987.99
720110	56,302.46
EMPLOYEE INSURANCE	56,302.46
720120	29,846.25
RETIREMENT	29,846.25
720140	45.17
STATE UNEMPLOYMENT TAX	45.17
730100	176.34
OFFICE SUPPLIES	176.34
730260	-
VEHICLE SUPPLIES	-
730300	4,014.00
COMMUNITY AWARENESS SUPPLIES	4,014.00
730310	200.00
UNIFORMS	200.00
730330	8.75
IT SOFTWARE	8.75
740512	272.99
PROFESSIONAL SERVICES	272.99
740620	28,128.99
ELECTRICITY - CONTROLLED	28,128.99
740624	16,113.47
WATER AND SEWER - CONTROLLED	16,113.47
740640	6,641.89
CONTRACT SERVICES	6,641.89
740660	364.26
EQUIPMENT RENTAL	364.26
730101	519.92
FOOD SUPPLIES	519.92
9207	413,110.99
710110	134,123.66
SALARY/REGULAR	134,123.66
720100	9,811.07
SOCIAL SECURITY	9,811.07
720110	42,846.67

EMPLOYEE INSURANCE	42,846.67
720120	16,719.38
RETIREMENT	16,719.38
720140	36.00
STATE UNEMPLOYMENT TAX	36.00
730220	21,293.87
REPLACEMENTS	21,293.87
740512	187,472.00
PROFESSIONAL SERVICES	187,472.00
740640	808.34
CONTRACT SERVICES	808.34
9308	183,523.73
710110	114,950.54
SALARY/REGULAR	114,950.54
710140	481.81
SALARY/CELL PHONE ALLOWANCE	481.81
720100	8,609.70
SOCIAL SECURITY	8,609.70
720110	14,076.26
EMPLOYEE INSURANCE	14,076.26
720120	14,403.78
RETIREMENT	14,403.78
720140	252.53
STATE UNEMPLOYMENT TAX	252.53
730100	737.00
OFFICE SUPPLIES	737.00
730220	2,387.08
REPLACEMENTS	2,387.08
730390	146.00
MEDICAL SUPPLIES	146.00
740512	6,223.30
PROFESSIONAL SERVICES	6,223.30
740622	3,471.09
GAS - CONTROLLED	3,471.09
740640	16,079.33
CONTRACT SERVICES	16,079.33
740660	1,705.31
EQUIPMENT RENTAL	1,705.31
9208	216,120.93
710110	127,343.07
SALARY/REGULAR	127,343.07
720100	9,041.67
SOCIAL SECURITY	9,041.67
720110	37,860.02
EMPLOYEE INSURANCE	37,860.02
720120	15,904.40
RETIREMENT	15,904.40
720140	27.00
STATE UNEMPLOYMENT TAX	27.00
730100	404.00
OFFICE SUPPLIES	404.00
740620	14,790.74
ELECTRICITY - CONTROLLED	14,790.74
740624	8,410.03

WATER AND SEWER - CONTROLLED	8,410.03
740640	2,340.00
CONTRACT SERVICES	2,340.00
9108	269,267.17
710110	117,644.89
SALARY/REGULAR	117,644.89
720100	8,911.27
SOCIAL SECURITY	8,911.27
720110	28,142.20
EMPLOYEE INSURANCE	28,142.20
720120	14,375.23
RETIREMENT	14,375.23
720140	70.07
STATE UNEMPLOYMENT TAX	70.07
730100	3,185.09
OFFICE SUPPLIES	3,185.09
730250	2,405.78
SHOP SUPPLIES	2,405.78
740150	19,520.00
LANDSCAPE MAINTENANCE	19,520.00
740512	269.95
PROFESSIONAL SERVICES	269.95
740620	41,507.07
ELECTRICITY - CONTROLLED	41,507.07
740624	11,411.65
WATER AND SEWER - CONTROLLED	11,411.65
740640	15,673.49
CONTRACT SERVICES	15,673.49
740654	-
COMMUNITY BUILDING/VOTING BOX	-
750400	6,150.48
CAPITAL OUTLAY-FURNITURE FIXTURES AND EQUIPMENT	6,150.48
740260	-
INTEREST ON CREDIT CARDS	-
9409	72,893.13
740150	41,118.11
LANDSCAPE MAINTENANCE	41,118.11
740640	31,775.02
CONTRACT SERVICES	31,775.02
9600	1,380,998.03
710100	137,455.62
SALARY/OFFICIAL-DEPARTMENT HEAD	137,455.62
710110	821,300.92
SALARY/REGULAR	821,300.92
710120	-
SALARY/OTHER	-
710130	6,223.65
SALARY/OVERTIME	6,223.65
710140	6,609.81
SALARY/CELL PHONE ALLOWANCE	6,609.81
720100	71,793.09
SOCIAL SECURITY	71,793.09
720110	215,882.10
EMPLOYEE INSURANCE	215,882.10

720120	121,471.72
RETIREMENT	121,471.72
720140	261.12
STATE UNEMPLOYMENT TAX	261.12
9209	32,708.15
710110	21,685.79
SALARY/REGULAR	21,685.79
720100	1,634.42
SOCIAL SECURITY	1,634.42
720110	6,646.35
EMPLOYEE INSURANCE	6,646.35
720120	2,719.36
RETIREMENT	2,719.36
720140	22.23
STATE UNEMPLOYMENT TAX	22.23
201	-
WORTHLESS CHECK	-
2800	-
710110	-
SALARY/REGULAR	-
720100	-
SOCIAL SECURITY	-
720110	-
EMPLOYEE INSURANCE	-
720120	-
RETIREMENT	-
202	857,499.64
FORFEITURES	857,499.64
5100	168,305.76
710110	5,729.33
SALARY/REGULAR	5,729.33
710150	1,542.94
SALARY/SPECIAL PAY	1,542.94
720100	554.00
SOCIAL SECURITY	554.00
720110	1,583.84
EMPLOYEE INSURANCE	1,583.84
720120	607.78
RETIREMENT	607.78
720140	1.16
STATE UNEMPLOYMENT TAX	1.16
730100	5,990.41
OFFICE SUPPLIES	5,990.41
730260	9,068.98
VEHICLE SUPPLIES	9,068.98
730270	36,632.46
LAW ENFORCEMENT SPECIFIC SUPPLIES	36,632.46
730280	4,133.33
CANINE EXPENSES	4,133.33
730300	43,060.00
COMMUNITY AWARENESS SUPPLIES	43,060.00
730310	921.28
UNIFORMS	921.28
730330	1,250.00

IT SOFTWARE	1,250.00
740220	550.50
LEGAL/LITIGATION COSTS	550.50
740420	325.00
COURIER SERVICE	325.00
740460	690.00
INVESTIGATOR	690.00
740504	4,995.00
ONLINE SERVICES	4,995.00
740510	27,372.43
PROFESSIONAL DEVELOPMENT	27,372.43
740512	1,446.00
PROFESSIONAL SERVICES	1,446.00
740530	835.78
MOBILE PHONE AND DATA	835.78
740540	4,532.42
TRAVEL EXPENSE	4,532.42
740570	5,500.00
ADVERTISING	5,500.00
740680	4,050.00
MEMBERSHIP/ASSOCIATION DUES	4,050.00
740694	1,985.00
FOOD SERVICE	1,985.00
730101	4,621.32
FOOD SUPPLIES	4,621.32
740450	326.80
SERVICE/CITATIONS	326.80
6000	307,637.78
730100	22,848.18
OFFICE SUPPLIES	22,848.18
730220	676.80
REPLACEMENTS	676.80
730270	70,865.64
LAW ENFORCEMENT SPECIFIC SUPPLIES	70,865.64
730310	3,745.53
UNIFORMS	3,745.53
730340	4,000.00
BUY MONEY SUPPLY	4,000.00
740140	7,884.00
VEHICLE MAINTENANCE - CONTROLLED	7,884.00
740510	3,561.96
PROFESSIONAL DEVELOPMENT	3,561.96
740512	83,503.64
PROFESSIONAL SERVICES	83,503.64
740540	14,069.81
TRAVEL EXPENSE	14,069.81
740640	5,686.00
CONTRACT SERVICES	5,686.00
740680	72,350.00
MEMBERSHIP/ASSOCIATION DUES	72,350.00
740750	15,071.85
REMODEL	15,071.85
730101	3,374.37
FOOD SUPPLIES	3,374.37

6200	172,270.13
730270	163,270.13
LAW ENFORCEMENT SPECIFIC SUPPLIES	163,270.13
730340	9,000.00
BUY MONEY SUPPLY	9,000.00
7100	4,733.00
730280	4,133.00
CANINE EXPENSES	4,133.00
740680	600.00
MEMBERSHIP/ASSOCIATION DUES	600.00
7200	78,005.08
730100	2,023.15
OFFICE SUPPLIES	2,023.15
730230	1,200.00
MARINE/AIR EXPENSE	1,200.00
730260	11,788.56
VEHICLE SUPPLIES	11,788.56
730270	59,850.64
LAW ENFORCEMENT SPECIFIC SUPPLIES	59,850.64
730360	3,142.73
ARMORY EXPENSE	3,142.73
7300	4,424.59
730100	57.00
OFFICE SUPPLIES	57.00
730260	1,860.63
VEHICLE SUPPLIES	1,860.63
740512	600.00
PROFESSIONAL SERVICES	600.00
740640	1,906.96
CONTRACT SERVICES	1,906.96
7400	72,592.76
730230	1,040.00
MARINE/AIR EXPENSE	1,040.00
730260	19,893.75
VEHICLE SUPPLIES	19,893.75
730270	23,875.33
LAW ENFORCEMENT SPECIFIC SUPPLIES	23,875.33
730280	12,899.92
CANINE EXPENSES	12,899.92
730310	828.00
UNIFORMS	828.00
730340	1,500.00
BUY MONEY SUPPLY	1,500.00
740140	5,468.50
VEHICLE MAINTENANCE - CONTROLLED	5,468.50
740510	825.00
PROFESSIONAL DEVELOPMENT	825.00
740512	1,198.37
PROFESSIONAL SERVICES	1,198.37
740680	1,550.00
MEMBERSHIP/ASSOCIATION DUES	1,550.00
730101	513.89
FOOD SUPPLIES	513.89
730360	3,000.00

ARMORY EXPENSE	3,000.00
7500	49,530.54
730260	30,207.54
VEHICLE SUPPLIES	30,207.54
730270	9,309.00
LAW ENFORCEMENT SPECIFIC SUPPLIES	9,309.00
730280	6,100.00
CANINE EXPENSES	6,100.00
730300	1,000.00
COMMUNITY AWARENESS SUPPLIES	1,000.00
740640	2,364.00
CONTRACT SERVICES	2,364.00
740660	550.00
EQUIPMENT RENTAL	550.00
203	1,983,541.07
JAIL COMMISSARY	1,983,541.07
6602	1,983,541.07
710110	220,850.85
SALARY/REGULAR	220,850.85
710130	692.23
SALARY/OVERTIME	692.23
710150	303.00
SALARY/SPECIAL PAY	303.00
720100	16,550.97
SOCIAL SECURITY	16,550.97
720110	55,426.42
EMPLOYEE INSURANCE	55,426.42
720120	27,712.24
RETIREMENT	27,712.24
720140	47.27
STATE UNEMPLOYMENT TAX	47.27
730110	225.60
POSTAGE	225.60
730120	2,142.77
BOOK SUPPLEMENTS	2,142.77
730140	82,306.60
JANITOR SUPPLIES	82,306.60
730150	345,519.57
INMATE SUPPLIES	345,519.57
730220	133,525.54
REPLACEMENTS	133,525.54
730320	1,926.00
IT HARDWARE	1,926.00
730330	61,350.00
IT SOFTWARE	61,350.00
730370	36,213.10
PERIODICALS	36,213.10
730380	11,069.59
AUDIO/VISUAL SUPPLIES	11,069.59
740110	1,620.00
IT SOFTWARE MAINTENANCE	1,620.00
740504	22,151.88
ONLINE SERVICES	22,151.88
740512	946,002.13

PROFESSIONAL SERVICES	946,002.13
740640	17,875.08
CONTRACT SERVICES	17,875.08
730101	30.23
FOOD SUPPLIES	30.23
204	334,568.96
LAW LIBRARY	334,568.96
3260	306,724.09
710110	144,080.46
SALARY/REGULAR	144,080.46
720100	10,646.15
SOCIAL SECURITY	10,646.15
720110	28,152.52
EMPLOYEE INSURANCE	28,152.52
720120	17,975.62
RETIREMENT	17,975.62
720140	30.68
STATE UNEMPLOYMENT TAX	30.68
730100	1,730.16
OFFICE SUPPLIES	1,730.16
740504	36,334.24
ONLINE SERVICES	36,334.24
740510	545.00
PROFESSIONAL DEVELOPMENT	545.00
740580	1,006.98
PRINTING	1,006.98
740660	4,776.96
EQUIPMENT RENTAL	4,776.96
750700	61,445.32
CAPITAL OUTLAY-BOOKS	61,445.32
8100	27,844.87
730120	10,480.19
BOOK SUPPLEMENTS	10,480.19
740504	17,364.68
ONLINE SERVICES	17,364.68
205	23,722.42
PRE-TRIAL DIVERSION	23,722.42
5100	2,224.68
710110	-
SALARY/REGULAR	-
720100	-
SOCIAL SECURITY	-
720110	-
EMPLOYEE INSURANCE	-
720120	-
RETIREMENT	-
720140	-
STATE UNEMPLOYMENT TAX	-
740660	2,224.68
EQUIPMENT RENTAL	2,224.68
5103	21,497.74
710110	17,869.59
SALARY/REGULAR	17,869.59
720100	1,367.02

SOCIAL SECURITY	1,367.02
720120	2,222.57
RETIREMENT	2,222.57
720140	38.56
STATE UNEMPLOYMENT TAX	38.56
206	865,268.92
COUNTY CLERK RECORDS MGMT & PRESERVATION	865,268.92
1206	-
730100	-
OFFICE SUPPLIES	-
2300	532,610.02
720100	64.36
SOCIAL SECURITY	64.36
720110	2,096.20
EMPLOYEE INSURANCE	2,096.20
720120	106.51
RETIREMENT	106.51
720140	1.19
STATE UNEMPLOYMENT TAX	1.19
730100	20,522.38
OFFICE SUPPLIES	20,522.38
740110	100,734.32
IT SOFTWARE MAINTENANCE	100,734.32
740504	627.00
ONLINE SERVICES	627.00
740510	775.00
PROFESSIONAL DEVELOPMENT	775.00
740512	56,979.33
PROFESSIONAL SERVICES	56,979.33
740530	987.74
MOBILE PHONE AND DATA	987.74
740540	2,962.40
TRAVEL EXPENSE	2,962.40
740656	13,475.86
RENT AND LEASES	13,475.86
740680	50.00
MEMBERSHIP/ASSOCIATION DUES	50.00
750300	333,227.73
CAPITAL OUTLAY-BUILDING	333,227.73
2303	332,658.90
710110	231,984.10
SALARY/REGULAR	231,984.10
720100	17,396.12
SOCIAL SECURITY	17,396.12
720110	54,208.84
EMPLOYEE INSURANCE	54,208.84
720120	28,945.03
RETIREMENT	28,945.03
720140	124.81
STATE UNEMPLOYMENT TAX	124.81
207	-
COUNTY RECORDS MANAGEMENT	-
6404	-
710110	-

SALARY/REGULAR	-
710130	-
SALARY/OVERTIME	-
710150	-
SALARY/SPECIAL PAY	-
720100	-
SOCIAL SECURITY	-
720110	-
EMPLOYEE INSURANCE	-
720120	-
RETIREMENT	-
720140	-
STATE UNEMPLOYMENT TAX	-
208	5,982.22
DISTRICT CLERK RECORDS MGMT & PRESERVATION	5,982.22
2700	5,982.22
730100	4,264.22
OFFICE SUPPLIES	4,264.22
740640	1,718.00
CONTRACT SERVICES	1,718.00
211	22,973.31
COUNTY AND DISTRICT COURT TECHNOLOGY	22,973.31
8107	22,973.31
730100	11,443.71
OFFICE SUPPLIES	11,443.71
730320	1,322.97
IT HARDWARE	1,322.97
730380	7,425.86
AUDIO/VISUAL SUPPLIES	7,425.86
740530	2,765.57
MOBILE PHONE AND DATA	2,765.57
740640	15.20
CONTRACT SERVICES	15.20
212	127,462.65
COURT GUARDIANSHIP	127,462.65
8105	127,462.65
740290	6,770.72
OTHER LITIGATION-APPOINTED ATTORNEY	6,770.72
740310	118,207.23
APPOINTED ATTORNEY-CIVIL	118,207.23
740470	2,000.00
EXPERT WITNESS	2,000.00
740540	484.70
TRAVEL EXPENSE	484.70
213	186,997.97
COURT REPORTER SERVICE	186,997.97
8106	186,997.97
710110	85,000.00
SALARY/REGULAR	85,000.00
720100	6,502.50
SOCIAL SECURITY	6,502.50
720120	10,659.00
RETIREMENT	10,659.00
730100	4,313.80

OFFICE SUPPLIES	4,313.80
730330	3,139.93
IT SOFTWARE	3,139.93
740484	2,391.00
COURT REPORTER TRANSCRIPT	2,391.00
740510	4,853.01
PROFESSIONAL DEVELOPMENT	4,853.01
740512	61,151.17
PROFESSIONAL SERVICES	61,151.17
740540	7,937.84
TRAVEL EXPENSE	7,937.84
740640	1,049.72
CONTRACT SERVICES	1,049.72
214	304,552.39
COURTHOUSE SECURITY - COUNTY/DISTRICT COURT	304,552.39
6101	304,552.39
710110	-
SALARY/REGULAR	-
710130	-
SALARY/OVERTIME	-
720100	-
SOCIAL SECURITY	-
720110	-
EMPLOYEE INSURANCE	-
720120	-
RETIREMENT	-
740512	290,601.08
PROFESSIONAL SERVICES	290,601.08
740530	13,951.31
MOBILE PHONE AND DATA	13,951.31
215	96,147.88
COURTHOUSE SECURITY - JP	96,147.88
8590	96,147.88
710110	70,044.24
SALARY/REGULAR	70,044.24
720100	5,357.36
SOCIAL SECURITY	5,357.36
720110	11,985.66
EMPLOYEE INSURANCE	11,985.66
720120	8,749.72
RETIREMENT	8,749.72
720140	10.90
STATE UNEMPLOYMENT TAX	10.90
216	211,834.44
JUSTICE COURT TECHNOLOGY	211,834.44
8591	211,834.44
730100	86,675.32
OFFICE SUPPLIES	86,675.32
730320	23,954.19
IT HARDWARE	23,954.19
730380	68,919.54
AUDIO/VISUAL SUPPLIES	68,919.54
740110	9,906.00
IT SOFTWARE MAINTENANCE	9,906.00

740510	6,725.00
PROFESSIONAL DEVELOPMENT	6,725.00
740512	667.10
PROFESSIONAL SERVICES	667.10
740530	4,172.02
MOBILE PHONE AND DATA	4,172.02
740540	7,863.53
TRAVEL EXPENSE	7,863.53
740640	2,951.74
CONTRACT SERVICES	2,951.74
217	330,195.53
JUVENILE CASE MANAGER	330,195.53
8592	330,195.53
710110	216,485.84
SALARY/REGULAR	216,485.84
710130	157.15
SALARY/OVERTIME	157.15
720100	16,103.41
SOCIAL SECURITY	16,103.41
720110	70,368.40
EMPLOYEE INSURANCE	70,368.40
720120	27,033.22
RETIREMENT	27,033.22
720140	47.51
STATE UNEMPLOYMENT TAX	47.51
218	10,474.11
CC VITAL RECORDS PRESERVATION	10,474.11
2300	10,474.11
730100	2,457.11
OFFICE SUPPLIES	2,457.11
730170	7,938.90
BIRTH CERTIFICATES	7,938.90
740512	78.10
PROFESSIONAL SERVICES	78.10
219	2,147,823.39
CONTRACT ELECTION SERVICE	2,147,823.39
2502	286,670.84
710120	258,448.70
SALARY/OTHER	258,448.70
730100	2,339.26
OFFICE SUPPLIES	2,339.26
730140	115.38
JANITOR SUPPLIES	115.38
740440	1,675.00
CONCRETE/CURB REPAIR	1,675.00
740510	1,650.00
PROFESSIONAL DEVELOPMENT	1,650.00
740640	125.00
CONTRACT SERVICES	125.00
740680	200.00
MEMBERSHIP/ASSOCIATION DUES	200.00
730101	22,117.50
FOOD SUPPLIES	22,117.50
2503	1,861,152.55

710110	773,519.19
SALARY/REGULAR	773,519.19
710130	132,883.30
SALARY/OVERTIME	132,883.30
720100	68,673.99
SOCIAL SECURITY	68,673.99
720110	106,587.35
EMPLOYEE INSURANCE	106,587.35
720120	47,735.15
RETIREMENT	47,735.15
720140	(297.89)
STATE UNEMPLOYMENT TAX	(297.89)
730100	41,486.25
OFFICE SUPPLIES	41,486.25
730110	36.40
POSTAGE	36.40
730210	192,544.88
DATA PROCESSING SUPPLIES	192,544.88
740512	462,634.87
PROFESSIONAL SERVICES	462,634.87
740530	9,467.47
MOBILE PHONE AND DATA	9,467.47
740540	2,936.09
TRAVEL EXPENSE	2,936.09
740570	1,384.50
ADVERTISING	1,384.50
740580	9,384.00
PRINTING	9,384.00
740654	1,500.00
COMMUNITY BUILDING/VOTING BOX	1,500.00
740656	8,397.80
RENT AND LEASES	8,397.80
740660	1,670.00
EQUIPMENT RENTAL	1,670.00
740680	45.00
MEMBERSHIP/ASSOCIATION DUES	45.00
740625	564.20
REFUSE COLLECTION - CONTROLLED	564.20
220	61,303,825.90
GRANTS	61,303,825.90
1220	1,275,132.35
770100	1,275,132.35
TRANSFERS OUT	1,275,132.35
2000	500,000.00
740640	500,000.00
CONTRACT SERVICES	500,000.00
2600	360,619.03
710110	52,019.23
SALARY/REGULAR	52,019.23
720100	3,977.83
SOCIAL SECURITY	3,977.83
720110	13,552.21
EMPLOYEE INSURANCE	13,552.21
720120	6,550.76

RETIREMENT	6,550.76
720140	9.00
STATE UNEMPLOYMENT TAX	9.00
730320	29,480.00
IT HARDWARE	29,480.00
740628	255,030.00
TELEPHONE-FIBER OPTIC - CONTROLLED	255,030.00
2800	15,883,368.51
710110	112,217.15
SALARY/REGULAR	112,217.15
720100	8,577.69
SOCIAL SECURITY	8,577.69
720110	14,076.26
EMPLOYEE INSURANCE	14,076.26
720120	14,009.59
RETIREMENT	14,009.59
720140	17.31
STATE UNEMPLOYMENT TAX	17.31
740512	15,625,970.77
PROFESSIONAL SERVICES	15,625,970.77
740530	14,528.64
MOBILE PHONE AND DATA	14,528.64
750300	93,971.10
CAPITAL OUTLAY-BUILDING	93,971.10
790100	-
REIMBURSEMENTS CLEARING	-
3000	7,506.57
710120	-
SALARY/OTHER	-
710130	6,259.64
SALARY/OVERTIME	6,259.64
720100	478.87
SOCIAL SECURITY	478.87
720120	768.06
RETIREMENT	768.06
3200	3,753,745.87
740640	3,753,745.87
CONTRACT SERVICES	3,753,745.87
3210	288,281.01
740220	258,415.65
LEGAL/LITIGATION COSTS	258,415.65
740656	29,865.36
RENT AND LEASES	29,865.36
4100	101,216.43
730100	30,420.53
OFFICE SUPPLIES	30,420.53
730390	55,160.90
MEDICAL SUPPLIES	55,160.90
750600	15,635.00
CAPITAL OUTLAY-VEHICLES	15,635.00
4300	4,643,846.57
710100	-
SALARY/OFFICIAL-DEPARTMENT HEAD	-
710110	378,281.95

SALARY/REGULAR	378,281.95
710130	97.16
SALARY/OVERTIME	97.16
720100	28,337.84
SOCIAL SECURITY	28,337.84
720110	65,662.57
EMPLOYEE INSURANCE	65,662.57
720120	47,170.15
RETIREMENT	47,170.15
720140	653.97
STATE UNEMPLOYMENT TAX	653.97
730100	5,331.66
OFFICE SUPPLIES	5,331.66
730110	120.14
POSTAGE	120.14
730310	390.90
UNIFORMS	390.90
730320	1,702.40
IT HARDWARE	1,702.40
740420	50.32
COURIER SERVICE	50.32
740510	1,482.01
PROFESSIONAL DEVELOPMENT	1,482.01
740512	903,593.75
PROFESSIONAL SERVICES	903,593.75
740530	2,885.12
MOBILE PHONE AND DATA	2,885.12
740540	6,329.28
TRAVEL EXPENSE	6,329.28
740570	8,483.60
ADVERTISING	8,483.60
740620	-
ELECTRICITY - CONTROLLED	-
740640	3,168,765.98
CONTRACT SERVICES	3,168,765.98
740656	-
RENT AND LEASES	-
740660	2,745.23
EQUIPMENT RENTAL	2,745.23
740750	17,574.00
REMODEL	17,574.00
740820	198.00
DEMOLITION	198.00
740940	1,915.54
INSURANCE PREMIUMS	1,915.54
750800	200.00
MAJOR PROJECTS	200.00
740145	1,875.00
EQUIPMENT MAINTENANCE/REPAIR - CONTROLLED	1,875.00
4500	18,039.36
740512	18,039.36
PROFESSIONAL SERVICES	18,039.36
5000	7,793,957.21
750800	7,793,957.21

MAJOR PROJECTS	7,793,957.21
5100	510,273.53
710110	224,737.74
SALARY/REGULAR	224,737.74
710130	109,006.75
SALARY/OVERTIME	109,006.75
710150	22,500.00
SALARY/SPECIAL PAY	22,500.00
720100	27,236.45
SOCIAL SECURITY	27,236.45
720110	34,725.29
EMPLOYEE INSURANCE	34,725.29
720120	44,933.36
RETIREMENT	44,933.36
720130	2,509.11
WORKERS COMPENSATION	2,509.11
720140	27.07
STATE UNEMPLOYMENT TAX	27.07
730100	6,903.11
OFFICE SUPPLIES	6,903.11
740540	1,645.90
TRAVEL EXPENSE	1,645.90
740640	36,048.75
CONTRACT SERVICES	36,048.75
5200	17,238,811.72
710110	169,138.71
SALARY/REGULAR	169,138.71
710130	25,013.48
SALARY/OVERTIME	25,013.48
720100	14,187.40
SOCIAL SECURITY	14,187.40
720110	33,363.70
EMPLOYEE INSURANCE	33,363.70
720120	24,244.06
RETIREMENT	24,244.06
720130	875.58
WORKERS COMPENSATION	875.58
720140	(51.83)
STATE UNEMPLOYMENT TAX	(51.83)
730100	69,869.03
OFFICE SUPPLIES	69,869.03
730250	5,608.00
SHOP SUPPLIES	5,608.00
730270	473,369.12
LAW ENFORCEMENT SPECIFIC SUPPLIES	473,369.12
730300	1,982.18
COMMUNITY AWARENESS SUPPLIES	1,982.18
730320	243,136.30
IT HARDWARE	243,136.30
730330	223,942.00
IT SOFTWARE	223,942.00
730390	161,523.46
MEDICAL SUPPLIES	161,523.46
740510	1,945.18

PROFESSIONAL DEVELOPMENT	1,945.18
740512	1,376,681.39
PROFESSIONAL SERVICES	1,376,681.39
740530	14,646.68
MOBILE PHONE AND DATA	14,646.68
740540	8,342.85
TRAVEL EXPENSE	8,342.85
740640	3,433,687.18
CONTRACT SERVICES	3,433,687.18
740656	171,562.48
RENT AND LEASES	171,562.48
740660	19,091.20
EQUIPMENT RENTAL	19,091.20
740710	63,707.25
ADMINISTRATIVE CHARGES	63,707.25
740820	744,259.55
DEMOLITION	744,259.55
740970	775.51
FREIGHT AND HANDLING	775.51
750300	8,109,416.07
CAPITAL OUTLAY-BUILDING	8,109,416.07
750400	1,297,490.09
CAPITAL OUTLAY-FURNITURE FIXTURES AND EQUIPMENT	1,297,490.09
750600	551,746.85
CAPITAL OUTLAY-VEHICLES	551,746.85
790900	(741.75)
CARRYOVER FROM PREVIOUS YEAR	(741.75)
5400	2,016,103.23
710100	6,276.23
SALARY/OFFICIAL-DEPARTMENT HEAD	6,276.23
710110	990,840.61
SALARY/REGULAR	990,840.61
710130	14,330.56
SALARY/OVERTIME	14,330.56
710140	36.92
SALARY/CELL PHONE ALLOWANCE	36.92
720100	74,899.39
SOCIAL SECURITY	74,899.39
720110	265,283.11
EMPLOYEE INSURANCE	265,283.11
720120	122,252.10
RETIREMENT	122,252.10
720140	(215.90)
STATE UNEMPLOYMENT TAX	(215.90)
730100	53,862.75
OFFICE SUPPLIES	53,862.75
730240	2,599.30
FUEL - CONTROLLED	2,599.30
730260	51.85
VEHICLE SUPPLIES	51.85
730390	8,036.40
MEDICAL SUPPLIES	8,036.40
740400	4,900.00
AUDIT	4,900.00

740510	8,777.30
PROFESSIONAL DEVELOPMENT	8,777.30
740512	28,910.00
PROFESSIONAL SERVICES	28,910.00
740516	55,006.20
PROFESSIONAL SERVICES-URINALYSIS	55,006.20
740518	12,100.00
PROFESSIONAL SERVICES-POLYGRAPH	12,100.00
740530	6,603.33
MOBILE PHONE AND DATA	6,603.33
740540	17,759.54
TRAVEL EXPENSE	17,759.54
740560	337.89
TRANSPORTATION	337.89
740790	19,344.06
ELECTRONIC MONITORING	19,344.06
740800	88,873.02
PURCHASED RESIDENTIAL SERVICE-INTERNAL CONT	88,873.02
740810	236,364.46
PURCHASED RESIDENTIAL SERVICE-EXTERNAL CONT	236,364.46
790100	(1,125.89)
REIMBURSEMENTS CLEARING	(1,125.89)
5401	369,028.40
710110	22,989.04
SALARY/REGULAR	22,989.04
710130	2,366.45
SALARY/OVERTIME	2,366.45
720100	1,890.19
SOCIAL SECURITY	1,890.19
720110	5,683.59
EMPLOYEE INSURANCE	5,683.59
720120	3,193.44
RETIREMENT	3,193.44
730100	15,306.58
OFFICE SUPPLIES	15,306.58
730310	2,100.20
UNIFORMS	2,100.20
740210	18,000.00
PSYCHOLOGICAL/PSYCHIATRIC SERVICE	18,000.00
740512	179,115.11
PROFESSIONAL SERVICES	179,115.11
740694	67,965.65
FOOD SERVICE	67,965.65
790900	50,418.15
CARRYOVER FROM PREVIOUS YEAR	50,418.15
6000	65,496.51
710110	67.12
SALARY/REGULAR	67.12
710130	51,898.33
SALARY/OVERTIME	51,898.33
720100	3,912.12
SOCIAL SECURITY	3,912.12
720110	82.02
EMPLOYEE INSURANCE	82.02

720120	6,516.28
RETIREMENT	6,516.28
720140	-
STATE UNEMPLOYMENT TAX	-
730140	1,537.29
JANITOR SUPPLIES	1,537.29
730390	1,483.35
MEDICAL SUPPLIES	1,483.35
6100	3,596.36
730270	3,596.36
LAW ENFORCEMENT SPECIFIC SUPPLIES	3,596.36
6101	103,365.64
730270	68,204.82
LAW ENFORCEMENT SPECIFIC SUPPLIES	68,204.82
730310	186.00
UNIFORMS	186.00
730320	34,175.00
IT HARDWARE	34,175.00
740530	799.82
MOBILE PHONE AND DATA	799.82
6200	80,339.61
710110	51,759.18
SALARY/REGULAR	51,759.18
710130	153.06
SALARY/OVERTIME	153.06
720100	3,778.62
SOCIAL SECURITY	3,778.62
720110	13,366.77
EMPLOYEE INSURANCE	13,366.77
720120	6,473.94
RETIREMENT	6,473.94
720130	190.13
WORKERS COMPENSATION	190.13
720140	9.87
STATE UNEMPLOYMENT TAX	9.87
730100	4,608.04
OFFICE SUPPLIES	4,608.04
6202	125,766.86
710110	266.19
SALARY/REGULAR	266.19
710130	78,436.38
SALARY/OVERTIME	78,436.38
720100	5,754.40
SOCIAL SECURITY	5,754.40
720110	(139.25)
EMPLOYEE INSURANCE	(139.25)
720120	9,837.34
RETIREMENT	9,837.34
730100	1,541.78
OFFICE SUPPLIES	1,541.78
730270	2,624.99
LAW ENFORCEMENT SPECIFIC SUPPLIES	2,624.99
740530	-
MOBILE PHONE AND DATA	-

740540	1,358.03
TRAVEL EXPENSE	1,358.03
740656	2,300.00
RENT AND LEASES	2,300.00
740660	23,787.00
EQUIPMENT RENTAL	23,787.00
6300	211,998.37
710110	191.22
SALARY/REGULAR	191.22
710130	88,660.89
SALARY/OVERTIME	88,660.89
720100	6,682.21
SOCIAL SECURITY	6,682.21
720110	-
EMPLOYEE INSURANCE	-
720120	11,116.95
RETIREMENT	11,116.95
720130	2,054.69
WORKERS COMPENSATION	2,054.69
720140	-
STATE UNEMPLOYMENT TAX	-
730100	5,092.03
OFFICE SUPPLIES	5,092.03
730380	1,535.18
AUDIO/VISUAL SUPPLIES	1,535.18
740510	29,495.00
PROFESSIONAL DEVELOPMENT	29,495.00
740540	3,617.30
TRAVEL EXPENSE	3,617.30
750400	63,552.90
CAPITAL OUTLAY-FURNITURE FIXTURES AND EQUIPMENT	63,552.90
6302	733,487.12
710100	295.92
SALARY/OFFICIAL-DEPARTMENT HEAD	295.92
710110	315,046.37
SALARY/REGULAR	315,046.37
710130	(55.57)
SALARY/OVERTIME	(55.57)
720100	23,609.06
SOCIAL SECURITY	23,609.06
720110	51,126.77
EMPLOYEE INSURANCE	51,126.77
720120	39,537.21
RETIREMENT	39,537.21
720130	5,063.64
WORKERS COMPENSATION	5,063.64
720140	265.15
STATE UNEMPLOYMENT TAX	265.15
730100	4,907.30
OFFICE SUPPLIES	4,907.30
730270	4,005.00
LAW ENFORCEMENT SPECIFIC SUPPLIES	4,005.00
730330	5,954.81
IT SOFTWARE	5,954.81

740140	35,569.63
VEHICLE MAINTENANCE - CONTROLLED	35,569.63
740510	800.00
PROFESSIONAL DEVELOPMENT	800.00
740530	5,520.06
MOBILE PHONE AND DATA	5,520.06
740540	3,172.46
TRAVEL EXPENSE	3,172.46
740620	6,034.86
ELECTRICITY - CONTROLLED	6,034.86
740624	767.54
WATER AND SEWER - CONTROLLED	767.54
740640	229,796.91
CONTRACT SERVICES	229,796.91
740660	2,070.00
EQUIPMENT RENTAL	2,070.00
6401	33,217.00
730380	33,217.00
AUDIO/VISUAL SUPPLIES	33,217.00
6407	54,300.00
730360	54,300.00
ARMORY EXPENSE	54,300.00
6500	95,512.56
710110	64,549.12
SALARY/REGULAR	64,549.12
710130	510.73
SALARY/OVERTIME	510.73
720100	4,929.20
SOCIAL SECURITY	4,929.20
720110	14,073.68
EMPLOYEE INSURANCE	14,073.68
720120	8,117.78
RETIREMENT	8,117.78
720130	188.05
WORKERS COMPENSATION	188.05
720140	9.00
STATE UNEMPLOYMENT TAX	9.00
740512	1,385.00
PROFESSIONAL SERVICES	1,385.00
740540	1,750.00
TRAVEL EXPENSE	1,750.00
6601	268,608.21
740750	268,608.21
REMODEL	268,608.21
7100	1,546,684.44
710110	656,644.89
SALARY/REGULAR	656,644.89
710130	38,460.72
SALARY/OVERTIME	38,460.72
710140	4,615.00
SALARY/CELL PHONE ALLOWANCE	4,615.00
720100	51,992.44
SOCIAL SECURITY	51,992.44
720110	118,666.10

EMPLOYEE INSURANCE	118,666.10
720120	87,465.05
RETIREMENT	87,465.05
720140	798.80
STATE UNEMPLOYMENT TAX	798.80
730270	61,161.25
LAW ENFORCEMENT SPECIFIC SUPPLIES	61,161.25
730310	299.00
UNIFORMS	299.00
730320	2,500.00
IT HARDWARE	2,500.00
740530	1,139.79
MOBILE PHONE AND DATA	1,139.79
750400	246,037.00
CAPITAL OUTLAY-FURNITURE FIXTURES AND EQUIPMENT	246,037.00
750600	276,904.40
CAPITAL OUTLAY-VEHICLES	276,904.40
7200	16,710.27
710130	15,116.52
SALARY/OVERTIME	15,116.52
720100	605.19
SOCIAL SECURITY	605.19
720110	(86.93)
EMPLOYEE INSURANCE	(86.93)
720120	1,014.44
RETIREMENT	1,014.44
720130	61.05
WORKERS COMPENSATION	61.05
7300	1,287.12
710130	1,070.97
SALARY/OVERTIME	1,070.97
720100	84.74
SOCIAL SECURITY	84.74
720110	-
EMPLOYEE INSURANCE	-
720120	131.41
RETIREMENT	131.41
7500	23,456.80
730270	4,872.98
LAW ENFORCEMENT SPECIFIC SUPPLIES	4,872.98
730280	7,679.28
CANINE EXPENSES	7,679.28
730390	1,060.54
MEDICAL SUPPLIES	1,060.54
740510	9,844.00
PROFESSIONAL DEVELOPMENT	9,844.00
8340	194,423.48
710110	62,586.81
SALARY/REGULAR	62,586.81
720100	4,458.00
SOCIAL SECURITY	4,458.00
720110	12,440.61
EMPLOYEE INSURANCE	12,440.61
720120	7,808.93

RETIREMENT	7,808.93
720140	18.00
STATE UNEMPLOYMENT TAX	18.00
730100	2,814.95
OFFICE SUPPLIES	2,814.95
740512	96,068.10
PROFESSIONAL SERVICES	96,068.10
740516	5,656.90
PROFESSIONAL SERVICES-URINALYSIS	5,656.90
740540	2,571.18
TRAVEL EXPENSE	2,571.18
8403	32,065.75
710110	21,586.59
SALARY/REGULAR	21,586.59
720100	1,640.95
SOCIAL SECURITY	1,640.95
720110	6,122.30
EMPLOYEE INSURANCE	6,122.30
720120	2,706.91
RETIREMENT	2,706.91
720140	9.00
STATE UNEMPLOYMENT TAX	9.00
9100	539,801.49
730250	16,164.03
SHOP SUPPLIES	16,164.03
750400	83,249.00
CAPITAL OUTLAY-FURNITURE FIXTURES AND EQUIPMENT	83,249.00
750800	440,388.46
MAJOR PROJECTS	440,388.46
9200	167,374.42
750400	167,374.42
CAPITAL OUTLAY-FURNITURE FIXTURES AND EQUIPMENT	167,374.42
9300	-
750800	-
MAJOR PROJECTS	-
9400	2,180,887.35
750600	299,783.95
CAPITAL OUTLAY-VEHICLES	299,783.95
750800	1,881,103.40
MAJOR PROJECTS	1,881,103.40
8111	65,516.75
710110	46,434.22
SALARY/REGULAR	46,434.22
710130	2,613.64
SALARY/OVERTIME	2,613.64
720100	3,732.88
SOCIAL SECURITY	3,732.88
720110	3,673.38
EMPLOYEE INSURANCE	3,673.38
720120	6,150.69
RETIREMENT	6,150.69
720140	31.94
STATE UNEMPLOYMENT TAX	31.94
730270	2,880.00

LAW ENFORCEMENT SPECIFIC SUPPLIES	2,880.00
221	30,355.98
HAVA	30,355.98
2500	30,355.98
740660	575.11
EQUIPMENT RENTAL	575.11
750400	29,780.87
CAPITAL OUTLAY-FURNITURE FIXTURES AND EQUIPMENT	29,780.87
300	43,283,022.51
DEBT SERVICE	43,283,022.51
3290	43,283,022.51
780100	20,970,000.00
PRINCIPAL RETIREMENT	20,970,000.00
780200	22,207,530.53
INTEREST AND FISCAL CHARGES	22,207,530.53
780400	105,491.98
ISSUANCE COSTS	105,491.98
340	(70,326,440.91)
GASB 34 CONVERSION	(70,326,440.91)
1340	(70,326,440.91)
730100	(13,564.95)
OFFICE SUPPLIES	(13,564.95)
730220	(47,747.09)
REPLACEMENTS	(47,747.09)
730270	(159,841.53)
LAW ENFORCEMENT SPECIFIC SUPPLIES	(159,841.53)
730320	(23,627.18)
IT HARDWARE	(23,627.18)
740750	(36,792.61)
REMODEL	(36,792.61)
740930	(57,735.02)
DAMAGE REPAIRS	(57,735.02)
750200	(2,756,369.03)
CAPITAL OUTLAY-LAND	(2,756,369.03)
750300	(510,604.79)
CAPITAL OUTLAY-BUILDING	(510,604.79)
750400	(10,573,111.68)
CAPITAL OUTLAY-FURNITURE FIXTURES AND EQUIPMENT	(10,573,111.68)
750500	(419,440.71)
CAPITAL OUTLAY-INTANGIBLES	(419,440.71)
750600	(5,803,682.54)
CAPITAL OUTLAY-VEHICLES	(5,803,682.54)
750700	(478,055.69)
CAPITAL OUTLAY-BOOKS	(478,055.69)
750800	(30,690,421.52)
MAJOR PROJECTS	(30,690,421.52)
780100	(12,540,000.00)
PRINCIPAL RETIREMENT	(12,540,000.00)
780200	(3,714,521.34)
INTEREST AND FISCAL CHARGES	(3,714,521.34)
750100	(2,500,925.23)
CAPITAL OUTLAY-CAPITAL IMPROVEMENT PLAN	(2,500,925.23)
400	23,222,037.41
LOCAL CAPITAL PROJECTS	23,222,037.41

1400	21,199,142.93
730100	236,552.37
OFFICE SUPPLIES	236,552.37
730120	25,411.60
BOOK SUPPLEMENTS	25,411.60
730210	(13,386.60)
DATA PROCESSING SUPPLIES	(13,386.60)
740110	607,391.55
IT SOFTWARE MAINTENANCE	607,391.55
740512	633,465.99
PROFESSIONAL SERVICES	633,465.99
740656	383,048.32
RENT AND LEASES	383,048.32
740660	201,504.00
EQUIPMENT RENTAL	201,504.00
740662	2,026,442.00
LEASE TO PURCHASE	2,026,442.00
750400	793,074.61
CAPITAL OUTLAY-FURNITURE FIXTURES AND EQUIPMENT	793,074.61
750500	419,440.71
CAPITAL OUTLAY-INTANGIBLES	419,440.71
750600	1,662,006.66
CAPITAL OUTLAY-VEHICLES	1,662,006.66
750700	115,182.44
CAPITAL OUTLAY-BOOKS	115,182.44
750800	13,132,855.10
MAJOR PROJECTS	13,132,855.10
770100	976,154.18
TRANSFERS OUT	976,154.18
2600	98,902.68
750800	98,902.68
MAJOR PROJECTS	98,902.68
3700	226,603.75
750800	226,603.75
MAJOR PROJECTS	226,603.75
4500	226,202.72
750700	226,202.72
CAPITAL OUTLAY-BOOKS	226,202.72
9100	307,556.11
750800	307,556.11
MAJOR PROJECTS	307,556.11
9300	150,522.73
750800	150,522.73
MAJOR PROJECTS	150,522.73
9400	1,013,106.49
750400	126,971.44
CAPITAL OUTLAY-FURNITURE FIXTURES AND EQUIPMENT	126,971.44
750800	886,135.05
MAJOR PROJECTS	886,135.05
402	485,334.87
C/P CERTIFICATES OF OBLIGATION 2012	485,334.87
1402	485,334.87
740512	485,334.87
PROFESSIONAL SERVICES	485,334.87

403	1,475,837.30
C/P PASS THRU TOLL PROJECTS	1,475,837.30
1903	1,475,837.30
750800	1,475,837.30
MAJOR PROJECTS	1,475,837.30
404	27,552.89
C/P ROAD BONDS 2016	27,552.89
1903	18,136.85
750800	18,136.85
MAJOR PROJECTS	18,136.85
9400	9,416.04
740512	9,416.04
PROFESSIONAL SERVICES	9,416.04
405	2,624,671.12
C/P ROAD BONDS 2016A	2,624,671.12
1903	456,995.60
750800	456,995.60
MAJOR PROJECTS	456,995.60
9100	504,897.84
740512	498,408.84
PROFESSIONAL SERVICES	498,408.84
750200	6,489.00
CAPITAL OUTLAY-LAND	6,489.00
9400	1,662,777.68
730190	1,252,178.38
ROAD MATERIALS	1,252,178.38
750200	277,304.25
CAPITAL OUTLAY-LAND	277,304.25
750800	131,062.05
MAJOR PROJECTS	131,062.05
740730	2,233.00
ACQUISITION COSTS	2,233.00
406	5,662,125.20
C/P ROAD BONDS 2018	5,662,125.20
1903	471,188.14
750800	471,188.14
MAJOR PROJECTS	471,188.14
9100	943,797.13
740512	943,797.13
PROFESSIONAL SERVICES	943,797.13
9200	29,940.00
740512	29,940.00
PROFESSIONAL SERVICES	29,940.00
9300	1,403,544.02
750800	1,403,544.02
MAJOR PROJECTS	1,403,544.02
9400	2,813,655.91
730190	1,436,209.44
ROAD MATERIALS	1,436,209.44
740512	80,598.89
PROFESSIONAL SERVICES	80,598.89
750200	1,214,253.73
CAPITAL OUTLAY-LAND	1,214,253.73
750800	70,708.85

MAJOR PROJECTS	70,708.85
790900	(100.00)
CARRYOVER FROM PREVIOUS YEAR	(100.00)
740730	11,985.00
ACQUISITION COSTS	11,985.00
407	12,960,023.18
C/P ROAD BONDS 2018B	12,960,023.18
1903	656,310.30
750800	656,310.30
MAJOR PROJECTS	656,310.30
9100	(728,249.05)
740512	1,215,856.88
PROFESSIONAL SERVICES	1,215,856.88
750200	11,006.00
CAPITAL OUTLAY-LAND	11,006.00
750800	(1,955,111.93)
MAJOR PROJECTS	(1,955,111.93)
9200	398,035.64
730190	280,092.19
ROAD MATERIALS	280,092.19
740512	90,118.17
PROFESSIONAL SERVICES	90,118.17
750800	27,825.28
MAJOR PROJECTS	27,825.28
9300	3,114,408.29
750800	3,114,408.29
MAJOR PROJECTS	3,114,408.29
9400	9,519,518.00
730190	4,484,366.97
ROAD MATERIALS	4,484,366.97
740484	125.00
COURT REPORTER TRANSCRIPT	125.00
740512	188,785.89
PROFESSIONAL SERVICES	188,785.89
750200	1,263,961.62
CAPITAL OUTLAY-LAND	1,263,961.62
750800	3,552,216.02
MAJOR PROJECTS	3,552,216.02
740730	30,062.50
ACQUISITION COSTS	30,062.50
408	6,952,262.02
C/P SHERIFF'S PROJECTS	6,952,262.02
1408	4,451,336.79
750200	2,199.43
CAPITAL OUTLAY-LAND	2,199.43
750800	4,449,137.36
MAJOR PROJECTS	4,449,137.36
6000	2,500,925.23
750100	2,500,925.23
CAPITAL OUTLAY-CAPITAL IMPROVEMENT PLAN	2,500,925.23
500	55,714,632.59
SELF INSURANCE	55,714,632.59
2201	55,714,632.59
740120	39,789,578.61

MEDICAL SERVICES	39,789,578.61
740190	9,675,185.64
RX CLAIMS	9,675,185.64
740512	145,502.52
PROFESSIONAL SERVICES	145,502.52
740660	1,881.99
EQUIPMENT RENTAL	1,881.99
740710	864,792.25
ADMINISTRATIVE CHARGES	864,792.25
740740	15,784.26
BANK SERVICE CHARGES	15,784.26
740910	15,903.70
PCORI FEE	15,903.70
740940	2,208,169.12
INSURANCE PREMIUMS	2,208,169.12
740960	217,734.00
PRE-CERTIFICATION/ UTILITIZATION REVIEW FEES	217,734.00
740962	66,969.70
EMPLOYEE ASSISTANCE PROGRAM FEES	66,969.70
740964	411,754.33
PREFERRED PROVIDER ORGANIZATION FEES	411,754.33
740968	2,276,212.66
STOP LOSS PREMIUMS	2,276,212.66
760400	6,252.30
DEPRECIATION EQUIPMENT	6,252.30
760200	18,911.51
DEPRECIATION BUILDING	18,911.51
501	1,781,229.77
WORKERS COMPENSATION	1,781,229.77
2203	1,781,229.77
740120	1,408,813.57
MEDICAL SERVICES	1,408,813.57
740700	340,427.17
INSURANCE/BOND PREMIUMS	340,427.17
740710	31,989.03
ADMINISTRATIVE CHARGES	31,989.03
502	1,235,604.56
PROPERTY/CASUALTY	1,235,604.56
2202	1,235,604.56
740512	(3,382,320.84)
PROFESSIONAL SERVICES	(3,382,320.84)
740640	12,113.00
CONTRACT SERVICES	12,113.00
740700	83,254.00
INSURANCE/BOND PREMIUMS	83,254.00
740710	2,534,745.60
ADMINISTRATIVE CHARGES	2,534,745.60
740930	99,196.04
DAMAGE REPAIRS	99,196.04
740940	1,639,832.49
INSURANCE PREMIUMS	1,639,832.49
740950	6,461.00
BONDS-NOTARIES	6,461.00
740952	27,822.64

BONDS-SURETY	27,822.64
750600	214,500.63
CAPITAL OUTLAY-VEHICLES	214,500.63
1502	-
740640	-
CONTRACT SERVICES	-
999	(0.00)
DEFAULT ZONE FUND	(0.00)
1903	(0.00)
730190	(0.00)
ROAD MATERIALS	(0.00)
740512	-
PROFESSIONAL SERVICES	-
750200	-
CAPITAL OUTLAY-LAND	-
750800	-
MAJOR PROJECTS	-
(blank)	
(blank)	
(blank)	
(blank)	
(blank)	
600	3,456,376,493.98
CUSTODIAL ACCOUNTS	3,456,376,493.98
3322	3,456,376,493.98
730100	10,892.41
OFFICE SUPPLIES	10,892.41
740512	306,167.74
PROFESSIONAL SERVICES	306,167.74
740530	7,654.12
MOBILE PHONE AND DATA	7,654.12
740540	8,538.22
TRAVEL EXPENSE	8,538.22
740570	6,335.95
ADVERTISING	6,335.95
740680	19,951.00
MEMBERSHIP/ASSOCIATION DUES	19,951.00
740694	860.40
FOOD SERVICE	860.40
740740	53,393.49
BANK SERVICE CHARGES	53,393.49
770100	107,558,660.50
TRANSFERS OUT	107,558,660.50
760800	123,418,133.42
REFUND	123,418,133.42
760850	3,200,793,892.16
PASS THRU DISTRIBUTIONS	3,200,793,892.16
760950	24,187,450.46
DISTRIBUTIONS ON BEHALF OF OTHERS	24,187,450.46
760900	4,564.11
TAXES DISBURSED ON BEHALF OF OTHERS	4,564.11
421	-
ROAD BOND CLEARING	-
1903	-

750200	-
CAPITAL OUTLAY-LAND	-
222	33,940,900.78
JAIL PASS THRU	33,940,900.78
6601	33,940,900.78
740640	33,940,900.78
CONTRACT SERVICES	33,940,900.78
224	8,824.57
COURT FACILITY FEE	8,824.57
8100	8,824.57
740512	8,824.57
PROFESSIONAL SERVICES	8,824.57

MONTGOMERY COUNTY, TEXAS

REPORT OF REVENUES

For Fiscal Year Ended September 30, 2023

February 27, 2023

	Sum of NetTransactionAmount
100	(130,169,550.37)
GENERAL OPERATIONS	(130,169,550.37)
1100	(122,022,670.69)
400100	(108,092,958.72)
CURRENT TAXES	(108,092,958.72)
400110	(751,121.16)
DELINQUENT TAXES	(751,121.16)
400120	(357,784.68)
PENALTY AND INTEREST	(357,784.68)
400140	(1,281,281.36)
OTHER TAXES	(1,281,281.36)
410100	(66,510.00)
TABC LICENSES	(66,510.00)
410102	(194,450.00)
HEALTH PERMITS	(194,450.00)
430104	(4,308.00)
COUNTY JUDGE FEES	(4,308.00)
430106	(64,837.21)
SHERIFF FEES	(64,837.21)
430108	(6,741.49)
COUNTY ATTORNEY FEES	(6,741.49)
430110	(994,094.76)
COUNTY CLERK FEES	(994,094.76)
430118	(519,314.62)
TPW SALES TAX COMMISSION	(519,314.62)
430132	(259,894.75)
DISTRICT CLERK FEES	(259,894.75)
430134	(1,004,680.70)
JUSTICE OF THE PEACE FEES	(1,004,680.70)
430136	(27,493.37)
TRUANCY PREVENTION AND DIVERSION CCP 102.015	(27,493.37)
430138	(11,306.29)
CONSTABLE FEES	(11,306.29)
430142	(82,692.05)
CRIMINAL JUSTICE FEES	(82,692.05)
430144	(488.01)
CHILD SAFETY	(488.01)
430148	(3,000.00)
BAIL BOND ADMINISTRATION FEES	(3,000.00)
430150	(15,463.76)
TRAFFIC SAFETY FEES	(15,463.76)
430152	(17,970.48)
FAILURE TO APPEAR FEES	(17,970.48)
430158	(1,855.00)
JUDICIAL EDUCATION	(1,855.00)
430164	(6,968.18)
HB530 DRUG COURT FEE-UNRESTRICTED	(6,968.18)
430166	(14,250.83)

CCP102.0178 DRUG COURT FEE-RESTRICTED	(14,250.83)
430170	(10,669.03)
HAZARDOUS WASTE MANAGEMENT FEE	(10,669.03)
430174	(312,500.00)
DETENTION ADMINISTRATION SERVICES	(312,500.00)
430176	(3,717.00)
PROBATION FEES	(3,717.00)
430178	(49.57)
COMMUNITY RESTITUTION FEES	(49.57)
430212	(28,510.09)
JURY FEES	(28,510.09)
430216	(25,214.00)
INMATE TELEPHONE FEE	(25,214.00)
430240	(14,923.30)
EMPLOYEE/RETIREE FUNDING	(14,923.30)
440100	(2,228,300.09)
INTEREST-BANK	(2,228,300.09)
440120	(45,669.85)
INVESTMENT EARNINGS	(45,669.85)
450100	(415.29)
COMMISSIONS	(415.29)
450200	-
CONTRACT SERVICE REVENUE	-
450210	(55,785.64)
CONTRACT REIMBURSEMENT-ADMINISTRATION	(55,785.64)
450318	(1,600.00)
RENTS/LEASES	(1,600.00)
450320	(68,573.34)
MISCELLANEOUS	(68,573.34)
450326	(242,718.27)
TEMPORARY SUSPENSE REVENUE	(242,718.27)
450328	(44,134.02)
SALE OF ASSETS	(44,134.02)
460100	(102,008.29)
COURT FINES	(102,008.29)
410116	(500.00)
RECYCLE CENTER PERMITS	(500.00)
440110	(5,087,304.53)
FAIR MARKET VALUE	(5,087,304.53)
460110	29,687.04
ESTRAY PROCEEDS	29,687.04
430137	(300.00)
TRUANCY COURT 65.107	(300.00)
2000	(604.26)
450316	(604.26)
INSURANCE REIMBURSEMENT	(604.26)
2501	-
420206	-
STATE CONTRACT REIMBURSEMENT	-
2800	(13,460.00)
420100	(13,460.00)
FEDERAL GRANT REVENUE	(13,460.00)
2801	(71,815.60)
420204	(70,000.00)
STATE ALLOCATIONS	(70,000.00)

440100	(1,815.60)
INTEREST-BANK	(1,815.60)
3000	-
450200	-
CONTRACT SERVICE REVENUE	-
3100	(45,898.97)
450300	(22,606.33)
CONTRIBUTIONS	(22,606.33)
450316	(23,292.64)
INSURANCE REIMBURSEMENT	(23,292.64)
3220	(51,920.34)
430110	(6,575.07)
COUNTY CLERK FEES	(6,575.07)
430132	(29,610.27)
DISTRICT CLERK FEES	(29,610.27)
430134	(15,735.00)
JUSTICE OF THE PEACE FEES	(15,735.00)
3240	(6,040.38)
450300	(6,040.38)
CONTRIBUTIONS	(6,040.38)
3400	(25,760.77)
450200	(25,760.77)
CONTRACT SERVICE REVENUE	(25,760.77)
3700	(599,991.05)
430118	(20,325.00)
TPW SALES TAX COMMISSION	(20,325.00)
430122	(575,286.85)
SUPPLEMENTAL MVD FEES	(575,286.85)
430126	(4,379.20)
TPW TITLE FEE	(4,379.20)
3701	-
440100	-
INTEREST-BANK	-
3703	(975.00)
430128	(750.00)
VTR LICENSE APP FEE-OWNER	(750.00)
430130	(225.00)
VTR LICENSE APP FEE-RUNNER	(225.00)
4001	(258,395.00)
410106	(258,395.00)
FOOD SERVICE PERMITS	(258,395.00)
4100	(175,038.32)
410104	(935.00)
ANIMAL CONTROL TRANSPORT	(935.00)
430190	(31,783.00)
ADOPTION FEES	(31,783.00)
430192	(1,720.00)
ANIMAL SHELTER FEES	(1,720.00)
430194	(46,581.00)
CLINIC SERVICES	(46,581.00)
430196	(3,475.00)
IMPOUND FEES	(3,475.00)
450300	(90,544.32)
CONTRIBUTIONS	(90,544.32)
4200	(549.60)

430200	(310.00)
INQUESTS AND AUTOPSIES	(310.00)
430210	(239.60)
FORENSIC ADMINISTRATION FEE	(239.60)
4400	(330,866.58)
430226	1,968.55
RENTAL/USER FEES	1,968.55
450318	(172,785.95)
RENTS/LEASES	(172,785.95)
400130	(160,049.18)
SPECIAL ASSESSMENTS	(160,049.18)
4500	(113,992.14)
430224	(27,771.47)
BOOK FINES	(27,771.47)
450300	(86,220.67)
CONTRIBUTIONS	(86,220.67)
5000	(206,889.13)
430226	(140,372.37)
RENTAL/USER FEES	(140,372.37)
430230	(66,516.76)
FUEL FLOW FEES	(66,516.76)
5050	(66,677.80)
430226	(66,677.80)
RENTAL/USER FEES	(66,677.80)
5100	(53,656.55)
420204	(44,524.00)
STATE ALLOCATIONS	(44,524.00)
450326	775.45
TEMPORARY SUSPENSE REVENUE	775.45
460130	(9,908.00)
FORFEITURES-BONDS	(9,908.00)
5101	(87.45)
440100	(87.45)
INTEREST-BANK	(87.45)
5301	(477,682.00)
430184	(141,782.00)
FIRE INSPECTION FEE-EXISTING	(141,782.00)
430186	(335,900.00)
FIRE INSPECTION FEE-NEW CONSTRUCTION	(335,900.00)
5400	(40,600.00)
DETENTION ADMINISTRATION SERVICES	(40,600.00)
5500	(377,516.23)
450200	(377,516.23)
CONTRACT SERVICE REVENUE	(377,516.23)
5501	(124,507.39)
450200	(124,507.39)
CONTRACT SERVICE REVENUE	(124,507.39)
5600	(54,780.54)
440100	(819.02)
INTEREST-BANK	(819.02)
450100	(53,961.52)
COMMISSIONS	(53,961.52)
5602	790.00
430156	790.00
LEOSE-ANNUAL ALLOCATION	790.00

6000	(445,681.48)
410108	(298,705.82)
ALARM PERMITS	(298,705.82)
420206	(5,552.95)
STATE CONTRACT REIMBURSEMENT	(5,552.95)
430180	(77,655.00)
VEHICLE TOWING PROGRAM FEES	(77,655.00)
450100	(63,198.00)
COMMISSIONS	(63,198.00)
420106	(569.71)
FEDERAL CONTRACT REIMBURSEMENT	(569.71)
6201	(13,035.47)
450200	(13,035.47)
CONTRACT SERVICE REVENUE	(13,035.47)
6301	(66,955.06)
450200	(66,955.06)
CONTRACT SERVICE REVENUE	(66,955.06)
6302	(142,173.95)
450200	(142,173.95)
CONTRACT SERVICE REVENUE	(142,173.95)
6303	(2,393,192.62)
450200	(2,393,192.62)
CONTRACT SERVICE REVENUE	(2,393,192.62)
6401	(72,234.12)
450200	(72,234.12)
CONTRACT SERVICE REVENUE	(72,234.12)
6402	(2,435.00)
430182	(2,435.00)
FINGERPRINT FEES	(2,435.00)
6405	(141,045.00)
450210	(141,045.00)
CONTRACT REIMBURSEMENT-ADMINISTRATION	(141,045.00)
6407	(1,180.00)
430172	(1,180.00)
ACADEMY REVENUE	(1,180.00)
6601	(45,961.00)
420108	(45,961.00)
FEDERAL INMATE HOUSING	(45,961.00)
7100	(153,791.16)
430138	(25,110.90)
CONSTABLE FEES	(25,110.90)
450200	(124,311.26)
CONTRACT SERVICE REVENUE	(124,311.26)
450300	(4,369.00)
CONTRIBUTIONS	(4,369.00)
7200	(24,553.06)
430138	(25,151.06)
CONSTABLE FEES	(25,151.06)
450100	598.00
COMMISSIONS	598.00
7300	(354,025.37)
430138	(30,641.02)
CONSTABLE FEES	(30,641.02)
450200	(323,384.35)
CONTRACT SERVICE REVENUE	(323,384.35)

7400	(92,628.32)
430138	(20,998.50)
CONSTABLE FEES	(20,998.50)
450100	(2,799.50)
COMMISSIONS	(2,799.50)
450200	(68,830.32)
CONTRACT SERVICE REVENUE	(68,830.32)
7500	(482,890.93)
430138	(15,213.50)
CONSTABLE FEES	(15,213.50)
450200	(467,677.43)
CONTRACT SERVICE REVENUE	(467,677.43)
8100	(85,551.33)
450210	(27,744.00)
CONTRACT REIMBURSEMENT-ADMINISTRATION	(27,744.00)
450324	(57,557.33)
REIMBURSEMENT POST-JUDGEMENT	(57,557.33)
450322	(250.00)
REIMBURSEMENT PRE-JUDGEMENT	(250.00)
8210	(42,000.00)
420204	(42,000.00)
STATE ALLOCATIONS	(42,000.00)
450200	-
CONTRACT SERVICE REVENUE	-
8220	(39,986.16)
420204	(42,000.00)
STATE ALLOCATIONS	(42,000.00)
450318	2,013.84
RENTS/LEASES	2,013.84
8230	(42,000.00)
420204	(42,000.00)
STATE ALLOCATIONS	(42,000.00)
8240	(42,000.00)
420204	(42,000.00)
STATE ALLOCATIONS	(42,000.00)
8250	(42,000.00)
420204	(42,000.00)
STATE ALLOCATIONS	(42,000.00)
8330	(43,428.21)
450200	(43,428.21)
CONTRACT SERVICE REVENUE	(43,428.21)
8360	50.00
430158	50.00
JUDICIAL EDUCATION	50.00
8401	(40,918.24)
430214	(40,648.24)
PROGRAM FEES	(40,648.24)
430218	(270.00)
MRT BOOK FEE	(270.00)
8402	(46,056.00)
430214	(46,056.00)
PROGRAM FEES	(46,056.00)
8510	(11,798.02)
430228	(11,798.02)
COLLECTION FEE	(11,798.02)

8520	4,127.69
430228	(18,130.67)
COLLECTION FEE	(18,130.67)
430550	22,258.36
THIRD PARTY COLLECTION FEE	22,258.36
8530	(10,329.51)
430134	(2,264.66)
JUSTICE OF THE PEACE FEES	(2,264.66)
450200	(8,064.85)
CONTRACT SERVICE REVENUE	(8,064.85)
8540	(12,283.35)
430228	(12,283.35)
COLLECTION FEE	(12,283.35)
8550	(7,340.21)
430228	(7,340.21)
COLLECTION FEE	(7,340.21)
4401	(134,152.25)
450318	(134,152.25)
RENTS/LEASES	(134,152.25)
3702	(30.95)
430214	(30.95)
PROGRAM FEES	(30.95)
6109	(1,485.50)
420106	(1,485.50)
FEDERAL CONTRACT REIMBURSEMENT	(1,485.50)
8260	(21,000.00)
420204	(21,000.00)
STATE ALLOCATIONS	(21,000.00)
200	(21,575,211.65)
ROAD AND BRIDGE	(21,575,211.65)
1200	(21,202,894.36)
400100	(16,991,128.79)
CURRENT TAXES	(16,991,128.79)
400110	(112,154.96)
400120	(47,119.89)
PENALTY AND INTEREST	(47,119.89)
400140	(205,590.00)
OTHER TAXES	(205,590.00)
410110	(2,445,661.67)
AUTO REGISTRATION	(2,445,661.67)
410114	(50.00)
OVERLOAD PERMITS	(50.00)
420304	(146,458.03)
OTHER ALLOCATIONS	(146,458.03)
430112	(82,673.82)
SUBDIVISION FEES	(82,673.82)
440100	(298,676.65)
INTEREST-BANK	(298,676.65)
440120	(9,632.17)
INVESTMENT EARNINGS	(9,632.17)
460100	(333,193.92)
COURT FINES	(333,193.92)
410103	(1,600.00)
MASS GATHERING PERMIT	(1,600.00)
410113	(528,954.46)

DEVELOPMENT PERMIT	(528,954.46)
9100	(8,872.85)
450318	(3,108.00)
RENTS/LEASES	(3,108.00)
450320	(5,764.85)
MISCELLANEOUS	(5,764.85)
9200	(48,364.48)
450200	(48,334.48)
CONTRACT SERVICE REVENUE	(48,334.48)
450320	(30.00)
MISCELLANEOUS	(30.00)
9300	(2,911.90)
450200	(2,500.00)
CONTRACT SERVICE REVENUE	(2,500.00)
450318	(20.00)
RENTS/LEASES	(20.00)
450316	(391.90)
INSURANCE REIMBURSEMENT	(391.90)
9400	(28,037.81)
450200	(14,392.61)
CONTRACT SERVICE REVENUE	(14,392.61)
450320	(4,099.20)
MISCELLANEOUS	(4,099.20)
450328	(9,546.00)
SALE OF ASSETS	(9,546.00)
9408	(38,194.25)
420102	(30,994.25)
FEDERAL PROGRAM INCOME	(30,994.25)
430226	(7,200.00)
RENTAL/USER FEES	(7,200.00)
9108	(37,833.50)
420102	(25,048.50)
FEDERAL PROGRAM INCOME	(25,048.50)
430226	(12,785.00)
RENTAL/USER FEES	(12,785.00)
9107	(53,770.00)
430162	(48,445.00)
PARK FEES	(48,445.00)
430226	(5,325.00)
RENTAL/USER FEES	(5,325.00)
9208	(27,647.00)
420102	(12,997.00)
FEDERAL PROGRAM INCOME	(12,997.00)
430226	(14,650.00)
RENTAL/USER FEES	(14,650.00)
9307	(2,100.00)
430226	(2,100.00)
RENTAL/USER FEES	(2,100.00)
9308	(11,365.00)
430226	(11,365.00)
RENTAL/USER FEES	(11,365.00)
9209	(4,779.50)
430222	(4,779.50)
RECYCLE FEES	(4,779.50)
9309	(59,566.00)

430222	(59,566.00)
RECYCLE FEES	(59,566.00)
9407	(48,875.00)
430226	(48,875.00)
RENTAL/USER FEES	(48,875.00)
201	(173.47)
WORTHLESS CHECK	(173.47)
2800	(143.12)
440100	(143.12)
INTEREST-BANK	(143.12)
5100	(30.35)
430188	(9.67)
WORTHLESS CHECK FEES	(9.67)
440100	(20.68)
INTEREST-BANK	(20.68)
202	(443,988.07)
FORFEITURES	(443,988.07)
5100	(57,826.17)
440100	(4,830.81)
INTEREST-BANK	(4,830.81)
450318	-
RENTS/LEASES	-
460120	(52,995.36)
FORFEITURES	(52,995.36)
5300	(54.42)
440100	(54.42)
INTEREST-BANK	(54.42)
6000	(295,007.45)
440100	(7,912.01)
INTEREST-BANK	(7,912.01)
450328	(127,000.00)
SALE OF ASSETS	(127,000.00)
460120	(160,095.44)
FORFEITURES	(160,095.44)
6200	(44,532.68)
440100	(3,231.78)
INTEREST-BANK	(3,231.78)
460120	(41,300.90)
FORFEITURES	(41,300.90)
7100	(29,212.96)
440100	(692.33)
INTEREST-BANK	(692.33)
460120	(28,520.63)
FORFEITURES	(28,520.63)
7200	(590.78)
440100	(590.78)
INTEREST-BANK	(590.78)
7300	(162.37)
440100	(162.37)
INTEREST-BANK	(162.37)
7400	(13,804.46)
440100	(1,467.63)
INTEREST-BANK	(1,467.63)
460120	(12,336.83)
FORFEITURES	(12,336.83)

7500	(2,796.78)
440100	(886.44)
INTEREST-BANK	(886.44)
460120	(1,910.34)
FORFEITURES	(1,910.34)
203	(644,113.04)
JAIL COMMISSARY	(644,113.04)
6602	(644,113.04)
430220	(618,811.03)
COMMISSARY SALES	(618,811.03)
440100	(25,302.01)
INTEREST-BANK	(25,302.01)
204	(93,802.02)
LAW LIBRARY	(93,802.02)
1204	(93,802.02)
430110	(15,341.82)
COUNTY CLERK FEES	(15,341.82)
430132	(69,090.62)
DISTRICT CLERK FEES	(69,090.62)
440100	(6,072.16)
INTEREST-BANK	(6,072.16)
450320	(3,297.42)
MISCELLANEOUS	(3,297.42)
205	(7,000.00)
PRE-TRIAL DIVERSION	(7,000.00)
5100	(7,000.00)
430146	(7,000.00)
PRETRIAL DIVERSION FEES	(7,000.00)
206	(232,591.95)
COUNTY CLERK RECORDS MGMT & PRESERVATION	(232,591.95)
2300	(232,591.95)
430100	(193,609.51)
COUNTY RECORDS MANAGEMENT FEES	(193,609.51)
440120	(38,982.44)
INVESTMENT EARNINGS	(38,982.44)
207	(2,503.56)
COUNTY RECORDS MANAGEMENT	(2,503.56)
1207	(2,217.02)
430110	(2,217.02)
COUNTY CLERK FEES	(2,217.02)
2300	(286.54)
430100	(286.54)
COUNTY RECORDS MANAGEMENT FEES	(286.54)
208	(73,453.18)
DISTRICT CLERK RECORDS MGMT & PRESERVATION	(73,453.18)
2700	(73,453.18)
430132	(71,604.26)
DISTRICT CLERK FEES	(71,604.26)
440120	(1,848.92)
INVESTMENT EARNINGS	(1,848.92)
209	(1,483.93)
DISTRICT CLERK RECORDS PRESERVATION	(1,483.93)
2700	(1,483.93)
430132	(360.00)
DISTRICT CLERK FEES	(360.00)

440120	(1,123.93)
INVESTMENT EARNINGS	(1,123.93)
210	(2,563.55)
COUNTY AND DISTRICT COURTS DIGITAL PRESERVATION	(2,563.55)
2900	(2,563.55)
430132	(260.00)
DISTRICT CLERK FEES	(260.00)
INVESTMENT EARNINGS	(2,303.55)
211	(4,040.63)
COUNTY AND DISTRICT COURT TECHNOLOGY	(4,040.63)
1211	(4,040.63)
430110	(2,838.70)
COUNTY CLERK FEES	(2,838.70)
430132	(1,201.93)
DISTRICT CLERK FEES	(1,201.93)
212	(12,060.00)
COURT GUARDIANSHIP	(12,060.00)
8105	(8,040.00)
430116	(8,040.00)
COURT GUARDIANSHIP FEE	(8,040.00)
1212	(4,020.00)
430110	(4,020.00)
COUNTY CLERK FEES	(4,020.00)
213	(62,619.59)
COURT REPORTER SERVICE	(62,619.59)
1213	(62,619.59)
430168	(62,619.59)
STENOGRAPHER FEES	(62,619.59)
214	(91,617.37)
COURTHOUSE SECURITY - COUNTY/DISTRICT COURT	(91,617.37)
1214	(91,617.37)
430102	(91,617.37)
COUNTY/DISTRICT COURT FEES	(91,617.37)
215	(27,872.50)
COURTHOUSE SECURITY - JP	(27,872.50)
8590	(27,872.50)
430102	(23,630.66)
COUNTY/DISTRICT COURT FEES	(23,630.66)
430134	(4,241.84)
JUSTICE OF THE PEACE FEES	(4,241.84)
216	(22,972.42)
JUSTICE COURT TECHNOLOGY	(22,972.42)
8591	(22,972.42)
430134	(22,972.42)
JUSTICE OF THE PEACE FEES	(22,972.42)
217	(1,164.04)
JUVENILE CASE MANAGER	(1,164.04)
8592	(1,164.04)
430134	(1,164.04)
JUSTICE OF THE PEACE FEES	(1,164.04)
218	(6,307.00)
CC VITAL RECORDS PRESERVATION	(6,307.00)
2300	(6,307.00)
430110	(6,307.00)
COUNTY CLERK FEES	(6,307.00)

219	(28,340.40)
CONTRACT ELECTION SERVICE	(28,340.40)
2502	(28,340.40)
INTEREST-BANK	(27,404.83)
440120	(935.57)
INVESTMENT EARNINGS	(935.57)
220	(101,085,072.82)
GRANTS	(101,085,072.82)
1220	(14,733.63)
440100	(14,733.63)
INTEREST-BANK	(14,733.63)
2000	(96,062,007.80)
420100	(96,062,007.80)
FEDERAL GRANT REVENUE	(96,062,007.80)
2800	(8,674,082.00)
420200	(8,674,082.00)
STATE GRANT REVENUE	(8,674,082.00)
4100	(362,651.36)
420300	(362,651.36)
OTHER GRANT REVENUE	(362,651.36)
4300	(5,240,622.41)
420100	(5,232,747.41)
FEDERAL GRANT REVENUE	(5,232,747.41)
420102	(7,875.00)
FEDERAL PROGRAM INCOME	(7,875.00)
4500	(14,046.66)
420100	(14,046.66)
FEDERAL GRANT REVENUE	(14,046.66)
5000	2,144.58
420200	2,144.58
STATE GRANT REVENUE	2,144.58
5100	(83,699.01)
420100	(83,699.01)
FEDERAL GRANT REVENUE	(83,699.01)
5200	11,174,727.58
420100	11,174,727.58
FEDERAL GRANT REVENUE	11,174,727.58
5400	(860,330.46)
420200	(860,330.46)
STATE GRANT REVENUE	(860,330.46)
5401	(309,866.83)
420100	(17,986.11)
FEDERAL GRANT REVENUE	(17,986.11)
420200	(309,880.72)
STATE GRANT REVENUE	(309,880.72)
420306	18,000.00
OTHER CONTRACT REIMBURSEMENT	18,000.00
6000	(92,282.95)
420100	(92,282.95)
FEDERAL GRANT REVENUE	(92,282.95)
6100	(9,124.50)
450100	(9,124.50)
COMMISSIONS	(9,124.50)
6202	(18,731.24)
420100	(18,731.24)

FEDERAL GRANT REVENUE	(18,731.24)
6300	(30,701.86)
420100	(30,701.86)
FEDERAL GRANT REVENUE	(30,701.86)
6302	35,074.66
420200	68,011.28
STATE GRANT REVENUE	68,011.28
450300	(32,426.62)
CONTRIBUTIONS	(32,426.62)
420202	(510.00)
STATE PROGRAM INCOME	(510.00)
420100	(80.00)
FEDERAL GRANT REVENUE	(80.00)
6601	(458,349.00)
420100	(458,349.00)
FEDERAL GRANT REVENUE	(458,349.00)
7100	(3,389.46)
420100	(3,389.46)
FEDERAL GRANT REVENUE	(3,389.46)
7300	(4,272.00)
420300	(4,272.00)
OTHER GRANT REVENUE	(4,272.00)
7500	(7,000.00)
420300	(7,000.00)
OTHER GRANT REVENUE	(7,000.00)
8340	(51,048.47)
420200	(51,048.47)
STATE GRANT REVENUE	(51,048.47)
9400	-
420100	-
FEDERAL GRANT REVENUE	-
221	29,780.87
HAVA	29,780.87
2500	29,780.87
420100	29,780.87
FEDERAL GRANT REVENUE	29,780.87
300	(22,841,448.71)
DEBT SERVICE	(22,841,448.71)
1300	(22,841,448.71)
400100	(22,522,386.18)
CURRENT TAXES	(22,522,386.18)
400110	(156,820.10)
DELINQUENT TAXES	(156,820.10)
440100	(154,356.75)
INTEREST-BANK	(154,356.75)
440120	(7,885.68)
INVESTMENT EARNINGS	(7,885.68)
400	(286,968.80)
LOCAL CAPITAL PROJECTS	(286,968.80)
1400	(286,968.80)
440100	(286,968.80)
INTEREST-BANK	(286,968.80)
401	(73,338.18)
C/P REVENUE TOLL BONDS 10	(73,338.18)
1401	(73,338.18)

440100	(36,534.27)
INTEREST-BANK	(36,534.27)
440120	(36,803.91)
INVESTMENT EARNINGS	(36,803.91)
402	(25.36)
C/P CERTIFICATES OF OBLIGATION 2012	(25.36)
1402	(25.36)
440100	(25.36)
INTEREST-BANK	(25.36)
404	(129.73)
C/P ROAD BONDS 2016	(129.73)
1404	(129.73)
440100	(129.73)
INTEREST-BANK	(129.73)
405	(155.95)
C/P ROAD BONDS 2016A	(155.95)
1405	(155.95)
440100	(155.95)
INTEREST-BANK	(155.95)
406	(269.11)
C/P ROAD BONDS 2018	(269.11)
1406	(269.11)
440100	(269.11)
INTEREST-BANK	(269.11)
407	(1,528,483.63)
C/P ROAD BONDS 2018B	(1,528,483.63)
1407	(744,657.01)
440100	(744,657.01)
INTEREST-BANK	(744,657.01)
9400	(783,826.62)
420306	(783,826.62)
OTHER CONTRACT REIMBURSEMENT	(783,826.62)
408	(7,400.00)
C/P SHERIFF'S PROJECTS	(7,400.00)
1408	(7,400.00)
450320	(7,400.00)
MISCELLANEOUS	(7,400.00)
500	(13,973,759.09)
SELF INSURANCE	(13,973,759.09)
2201	(13,973,759.09)
430232	(11,725,872.85)
COUNTY FUNDING	(11,725,872.85)
430240	(502,954.64)
EMPLOYEE/RETIREE FUNDING	(502,954.64)
430242	(50,363.31)
COBRA FUNDING	(50,363.31)
430246	(291,772.47)
STOP LOSS REIMBURSEMENT	(291,772.47)
430248	(387,015.00)
RX REBATES	(387,015.00)
430250	(94,808.05)
MEDICAL CLAIMS REFUNDS	(94,808.05)
430260	(799,745.00)
EMPLOYEE CONTRIBUTION-EMPLOYEE ONLY	(799,745.00)
430262	(562.50)

EMPLOYEE CONTRIBUTION-EMPLOYEE AND SPOUSE	(562.50)
430266	(560.00)
EMPLOYEE CONTRIBUTION-EMPLOYEE AND FAMILY	(560.00)
430268	(114,748.39)
SUPPLEMENTAL LIFE EMPLOYEE PREMIUM	(114,748.39)
430270	(5,356.88)
DEPENDENT LIFE EMPLOYEE PREMIUM	(5,356.88)
501	(120,755.69)
WORKERS COMPENSATION	(120,755.69)
2203	(120,755.69)
430244	(46,146.35)
THIRD PARTY REIMBURSEMENT	(46,146.35)
430254	(74,609.34)
CONTRACT FUNDING	(74,609.34)
502	(77,755.44)
PROPERTY/CASUALTY	(77,755.44)
2202	(77,755.44)
430244	(30,811.69)
THIRD PARTY REIMBURSEMENT	(30,811.69)
450328	(46,943.75)
SALE OF ASSETS	(46,943.75)
(blank)	
(blank)	
(blank)	
(blank)	
(blank)	
222	(10,931,493.02)
JAIL PASS THRU	(10,931,493.02)
6601	(10,931,493.02)
420108	(10,931,493.02)
FEDERAL INMATE HOUSING	(10,931,493.02)
224	(48,107.12)
COURT FACILITY FEE	(48,107.12)
1224	(48,107.12)
430110	(8,766.76)
COUNTY CLERK FEES	(8,766.76)
430132	(39,340.36)
DISTRICT CLERK FEES	(39,340.36)
LANGUAGE ACCESS	(16,657.06)
1225	(16,657.06)
430110	(1,315.01)
COUNTY CLERK FEES	(1,315.01)
430132	(5,901.05)
DISTRICT CLERK FEES	(5,901.05)
430134	(9,441.00)
JUSTICE OF THE PEACE FEES	(9,441.00)
600	(2,234,857,459.25)
CUSTODIAL ACCOUNTS	(2,234,857,459.25)
3322	(2,234,857,459.25)
430228	(2,204,356,194.01)
COLLECTION FEE	(2,204,356,194.01)
440100	(719,929.31)
INTEREST-BANK	(719,929.31)
440120	(601,927.77)
INVESTMENT EARNINGS	(601,927.77)

450100	(39,463.07)
COMMISSIONS	(39,463.07)
470100	(15,000,000.00)
TRANSFERS IN	(15,000,000.00)
450311	(14,139,945.09)
DEPOSITS TO BE HELD	(14,139,945.09)

MONTGOMERY COUNTY, TEXAS

REPORT OF EXPENDITURES

For Year Ended September 30, 2023

February 27, 2023

	Sum of NetTransactionAmount
100	97,516,640.84
GENERAL OPERATIONS	97,516,640.84
2000	266,152.13
710100	54,974.34
SALARY/OFFICIAL-DEPARTMENT HEAD	54,974.34
710110	116,041.12
SALARY/REGULAR	116,041.12
710130	453.89
SALARY/OVERTIME	453.89
710140	664.56
SALARY/CELL PHONE ALLOWANCE	664.56
720100	12,366.17
SOCIAL SECURITY	12,366.17
720110	27,424.82
EMPLOYEE INSURANCE	27,424.82
720120	21,585.63
RETIREMENT	21,585.63
720140	30.24
STATE UNEMPLOYMENT TAX	30.24
730100	1,284.34
OFFICE SUPPLIES	1,284.34
730260	770.68
VEHICLE SUPPLIES	770.68
730310	603.26
UNIFORMS	603.26
730370	72.00
PERIODICALS	72.00
740510	250.00
PROFESSIONAL DEVELOPMENT	250.00
740530	12.25
MOBILE PHONE AND DATA	12.25
740540	3,307.74
TRAVEL EXPENSE	3,307.74
740580	186.81
PRINTING	186.81
740660	6.28
EQUIPMENT RENTAL	6.28
740720	26,120.00
INDIGENT INTERMENT	26,120.00
790100	(2.00)
REIMBURSEMENTS CLEARING	(2.00)
2100	253,749.70
710100	54,917.28
SALARY/OFFICIAL-DEPARTMENT HEAD	54,917.28
710110	110,920.72
SALARY/REGULAR	110,920.72
710140	332.28
SALARY/CELL PHONE ALLOWANCE	332.28

720100	12,411.03
SOCIAL SECURITY	12,411.03
720110	33,644.46
EMPLOYEE INSURANCE	33,644.46
720120	20,837.79
RETIREMENT	20,837.79
720140	43.54
STATE UNEMPLOYMENT TAX	43.54
730100	2,134.80
OFFICE SUPPLIES	2,134.80
740120	1,430.67
MEDICAL SERVICES	1,430.67
740510	594.00
PROFESSIONAL DEVELOPMENT	594.00
740512	12,393.00
PROFESSIONAL SERVICES	12,393.00
740660	3,665.64
EQUIPMENT RENTAL	3,665.64
740680	424.49
MEMBERSHIP/ASSOCIATION DUES	424.49
2101	100.03
730100	100.03
OFFICE SUPPLIES	100.03
2200	333,390.06
710100	51,520.86
SALARY/OFFICIAL-DEPARTMENT HEAD	51,520.86
710110	164,596.52
SALARY/REGULAR	164,596.52
710140	338.94
SALARY/CELL PHONE ALLOWANCE	338.94
720100	16,149.53
SOCIAL SECURITY	16,149.53
720110	48,536.40
EMPLOYEE INSURANCE	48,536.40
720120	27,143.60
RETIREMENT	27,143.60
720140	61.71
STATE UNEMPLOYMENT TAX	61.71
730100	4,585.39
OFFICE SUPPLIES	4,585.39
730240	14.30
FUEL - CONTROLLED	14.30
740140	88.11
VEHICLE MAINTENANCE - CONTROLLED	88.11
740510	650.88
PROFESSIONAL DEVELOPMENT	650.88
740512	13,122.50
PROFESSIONAL SERVICES	13,122.50
740540	2,096.13
TRAVEL EXPENSE	2,096.13
740550	2,393.50
SAFETY PROGRAM	2,393.50
740660	1,171.79
EQUIPMENT RENTAL	1,171.79
740680	734.90

MEMBERSHIP/ASSOCIATION DUES	734.90
750400	185.00
CAPITAL OUTLAY-FURNITURE FIXTURES AND EQUIPMENT	185.00
2300	1,036,036.34
710100	50,545.48
SALARY/OFFICIAL-DEPARTMENT HEAD	50,545.48
710110	632,583.75
SALARY/REGULAR	632,583.75
720100	50,368.97
SOCIAL SECURITY	50,368.97
720110	192,076.83
EMPLOYEE INSURANCE	192,076.83
720120	85,664.13
RETIREMENT	85,664.13
720140	239.17
STATE UNEMPLOYMENT TAX	239.17
730100	5,343.13
OFFICE SUPPLIES	5,343.13
730110	69.48
POSTAGE	69.48
730170	3,345.24
BIRTH CERTIFICATES	3,345.24
730210	1,860.95
DATA PROCESSING SUPPLIES	1,860.95
740510	400.00
PROFESSIONAL DEVELOPMENT	400.00
740512	312.00
PROFESSIONAL SERVICES	312.00
740540	2,264.97
TRAVEL EXPENSE	2,264.97
740580	1,117.00
PRINTING	1,117.00
740660	8,008.20
EQUIPMENT RENTAL	8,008.20
740680	175.00
MEMBERSHIP/ASSOCIATION DUES	175.00
790900	1,662.04
CARRYOVER FROM PREVIOUS YEAR	1,662.04
2302	150,729.83
710110	91,758.08
SALARY/REGULAR	91,758.08
720100	6,704.12
SOCIAL SECURITY	6,704.12
720110	28,037.05
EMPLOYEE INSURANCE	28,037.05
720120	11,506.48
RETIREMENT	11,506.48
720140	30.70
STATE UNEMPLOYMENT TAX	30.70
730100	705.06
OFFICE SUPPLIES	705.06
730110	2,798.13
POSTAGE	2,798.13
740640	6,066.01
CONTRACT SERVICES	6,066.01

740660	3,124.20
EQUIPMENT RENTAL	3,124.20
2400	129,946.60
710100	33,925.86
SALARY/OFFICIAL-DEPARTMENT HEAD	33,925.86
710110	54,097.66
SALARY/REGULAR	54,097.66
720100	6,489.91
SOCIAL SECURITY	6,489.91
720110	22,429.64
EMPLOYEE INSURANCE	22,429.64
720120	11,038.14
RETIREMENT	11,038.14
720140	27.03
STATE UNEMPLOYMENT TAX	27.03
730100	243.44
OFFICE SUPPLIES	243.44
740580	116.53
PRINTING	116.53
740660	1,578.39
EQUIPMENT RENTAL	1,578.39
2500	1,377,387.28
710100	47,322.72
SALARY/OFFICIAL-DEPARTMENT HEAD	47,322.72
710110	582,134.24
SALARY/REGULAR	582,134.24
710120	695.00
SALARY/OTHER	695.00
710130	180,848.86
SALARY/OVERTIME	180,848.86
720100	61,533.99
SOCIAL SECURITY	61,533.99
720110	61,728.13
EMPLOYEE INSURANCE	61,728.13
720120	39,137.84
RETIREMENT	39,137.84
720140	243.03
STATE UNEMPLOYMENT TAX	243.03
730100	21,109.85
OFFICE SUPPLIES	21,109.85
730210	19,017.87
DATA PROCESSING SUPPLIES	19,017.87
730240	267.80
FUEL - CONTROLLED	267.80
730250	1,413.65
SHOP SUPPLIES	1,413.65
740140	223.69
VEHICLE MAINTENANCE - CONTROLLED	223.69
740512	276,072.31
PROFESSIONAL SERVICES	276,072.31
740530	43,313.04
MOBILE PHONE AND DATA	43,313.04
740540	4,777.57
TRAVEL EXPENSE	4,777.57
740580	1,320.00

PRINTING	1,320.00
740628	960.00
TELEPHONE-FIBER OPTIC - CONTROLLED	960.00
740654	2,050.00
COMMUNITY BUILDING/VOTING BOX	2,050.00
740660	208.89
EQUIPMENT RENTAL	208.89
750400	32,342.23
CAPITAL OUTLAY-FURNITURE FIXTURES AND EQUIPMENT	32,342.23
790100	-
REIMBURSEMENTS CLEARING	-
740625	666.57
REFUSE COLLECTION - CONTROLLED	666.57
2501	1,588.98
730100	1,338.98
OFFICE SUPPLIES	1,338.98
740504	250.00
ONLINE SERVICES	250.00
2600	6,247,504.76
710100	54,000.00
SALARY/OFFICIAL-DEPARTMENT HEAD	54,000.00
710110	1,130,230.63
SALARY/REGULAR	1,130,230.63
710140	2,326.14
SALARY/CELL PHONE ALLOWANCE	2,326.14
720100	88,515.22
SOCIAL SECURITY	88,515.22
720110	226,603.13
EMPLOYEE INSURANCE	226,603.13
720120	149,136.55
RETIREMENT	149,136.55
720140	347.95
STATE UNEMPLOYMENT TAX	347.95
730100	21,840.40
OFFICE SUPPLIES	21,840.40
730110	8,298.84
POSTAGE	8,298.84
730240	8,744.99
FUEL - CONTROLLED	8,744.99
730320	701,266.31
IT HARDWARE	701,266.31
730330	63,796.99
IT SOFTWARE	63,796.99
730332	35,870.48
TELEPHONE-REPAIRS/REPLACEMENT-CONTROLLED	35,870.48
740110	2,962,066.21
IT SOFTWARE MAINTENANCE	2,962,066.21
740140	9,752.49
VEHICLE MAINTENANCE - CONTROLLED	9,752.49
740420	3,900.69
COURIER SERVICE	3,900.69
740512	94,959.87
PROFESSIONAL SERVICES	94,959.87
740530	19,841.47
MOBILE PHONE AND DATA	19,841.47

740540	2,807.68
TRAVEL EXPENSE	2,807.68
740628	596,057.43
TELEPHONE-FIBER OPTIC - CONTROLLED	596,057.43
740640	5,048.15
CONTRACT SERVICES	5,048.15
740660	472.48
EQUIPMENT RENTAL	472.48
740680	175.00
MEMBERSHIP/ASSOCIATION DUES	175.00
750800	27,203.59
MAJOR PROJECTS	27,203.59
790100	(4,973.00)
REIMBURSEMENTS CLEARING	(4,973.00)
740627	15,474.55
TELEPHONE - CONTROLLED	15,474.55
740100	23,740.52
IT HARDWARE MAINTENANCE	23,740.52
2700	1,449,017.15
710100	50,545.44
SALARY/OFFICIAL-DEPARTMENT HEAD	50,545.44
710110	871,871.65
SALARY/REGULAR	871,871.65
720100	67,855.29
SOCIAL SECURITY	67,855.29
720110	317,156.89
EMPLOYEE INSURANCE	317,156.89
720120	115,670.96
RETIREMENT	115,670.96
720140	308.95
STATE UNEMPLOYMENT TAX	308.95
730100	4,848.42
OFFICE SUPPLIES	4,848.42
740510	400.00
PROFESSIONAL DEVELOPMENT	400.00
740540	1,748.89
TRAVEL EXPENSE	1,748.89
740660	18,754.20
EQUIPMENT RENTAL	18,754.20
740680	175.00
MEMBERSHIP/ASSOCIATION DUES	175.00
790100	(318.54)
REIMBURSEMENTS CLEARING	(318.54)
2800	1,331,038.84
710100	69,856.02
SALARY/OFFICIAL-DEPARTMENT HEAD	69,856.02
710110	898,082.79
SALARY/REGULAR	898,082.79
710140	581.58
SALARY/CELL PHONE ALLOWANCE	581.58
710150	(46,500.00)
SALARY/SPECIAL PAY	(46,500.00)
720100	68,761.20
SOCIAL SECURITY	68,761.20
720110	175,700.92

EMPLOYEE INSURANCE	175,700.92
720120	121,452.81
RETIREMENT	121,452.81
720140	248.20
STATE UNEMPLOYMENT TAX	248.20
730100	8,579.47
OFFICE SUPPLIES	8,579.47
730120	17,892.63
BOOK SUPPLEMENTS	17,892.63
740220	567.00
LEGAL/LITIGATION COSTS	567.00
740510	4,522.43
PROFESSIONAL DEVELOPMENT	4,522.43
740540	4,365.17
TRAVEL EXPENSE	4,365.17
740660	7,264.63
EQUIPMENT RENTAL	7,264.63
790100	(336.01)
REIMBURSEMENTS CLEARING	(336.01)
2801	47,836.25
710150	46,500.00
SALARY/SPECIAL PAY	46,500.00
730100	398.59
OFFICE SUPPLIES	398.59
730270	970.00
LAW ENFORCEMENT SPECIFIC SUPPLIES	970.00
740512	100.00
PROFESSIONAL SERVICES	100.00
730101	27.66
FOOD SUPPLIES	27.66
740450	(160.00)
SERVICE/CITATIONS	(160.00)
3000	1,199,576.54
710100	43,604.28
SALARY/OFFICIAL-DEPARTMENT HEAD	43,604.28
710110	608,853.65
SALARY/REGULAR	608,853.65
710130	61,479.60
SALARY/OVERTIME	61,479.60
720100	53,367.95
SOCIAL SECURITY	53,367.95
720110	185,853.42
EMPLOYEE INSURANCE	185,853.42
720120	89,605.63
RETIREMENT	89,605.63
720140	274.77
STATE UNEMPLOYMENT TAX	274.77
730100	1,165.29
OFFICE SUPPLIES	1,165.29
730140	116,491.91
JANITOR SUPPLIES	116,491.91
730220	3,440.00
REPLACEMENTS	3,440.00
730240	6,201.94
FUEL - CONTROLLED	6,201.94

730310	4,480.96
UNIFORMS	4,480.96
740140	4,126.16
VEHICLE MAINTENANCE - CONTROLLED	4,126.16
740510	2,756.72
PROFESSIONAL DEVELOPMENT	2,756.72
740512	11,435.34
PROFESSIONAL SERVICES	11,435.34
740530	2,937.14
MOBILE PHONE AND DATA	2,937.14
740540	1,606.50
TRAVEL EXPENSE	1,606.50
740660	1,925.28
EQUIPMENT RENTAL	1,925.28
790100	(30.00)
REIMBURSEMENTS CLEARING	(30.00)
3100	3,661,760.10
710100	34,714.78
SALARY/OFFICIAL-DEPARTMENT HEAD	34,714.78
710110	844,808.15
SALARY/REGULAR	844,808.15
710120	-
SALARY/OTHER	-
710130	24,288.16
SALARY/OVERTIME	24,288.16
720100	68,444.72
SOCIAL SECURITY	68,444.72
720110	236,369.29
EMPLOYEE INSURANCE	236,369.29
720120	115,564.99
RETIREMENT	115,564.99
720140	285.22
STATE UNEMPLOYMENT TAX	285.22
730100	632.06
OFFICE SUPPLIES	632.06
730220	304,188.80
REPLACEMENTS	304,188.80
730240	55,523.31
FUEL - CONTROLLED	55,523.31
730250	33,756.18
SHOP SUPPLIES	33,756.18
730262	278.75
RADIO SUPPLIES	278.75
730310	1,787.99
UNIFORMS	1,787.99
740140	18,424.02
VEHICLE MAINTENANCE - CONTROLLED	18,424.02
740150	18,833.14
LANDSCAPE MAINTENANCE	18,833.14
740510	75.00
PROFESSIONAL DEVELOPMENT	75.00
740512	97,938.77
PROFESSIONAL SERVICES	97,938.77
740530	4,197.32
MOBILE PHONE AND DATA	4,197.32

740620	1,345,284.23
ELECTRICITY - CONTROLLED	1,345,284.23
740622	82,821.99
GAS - CONTROLLED	82,821.99
740624	280,714.79
WATER AND SEWER - CONTROLLED	280,714.79
740640	55,834.70
CONTRACT SERVICES	55,834.70
740660	5,397.23
EQUIPMENT RENTAL	5,397.23
740750	31,727.16
REMODEL	31,727.16
790100	(220.80)
REIMBURSEMENTS CLEARING	(220.80)
740450	90.15
SERVICE/CITATIONS	90.15
3200	948,820.24
730390	8,570.00
MEDICAL SUPPLIES	8,570.00
740120	37,500.00
MEDICAL SERVICES	37,500.00
740512	255,762.50
PROFESSIONAL SERVICES	255,762.50
740640	628,936.50
CONTRACT SERVICES	628,936.50
740642	15,000.00
SOIL CONSERVATION	15,000.00
740730	3,051.24
ACQUISITION COSTS	3,051.24
3210	1,029,036.21
730100	7,015.00
OFFICE SUPPLIES	7,015.00
730110	193,518.25
POSTAGE	193,518.25
730370	360.00
PERIODICALS	360.00
740120	2,980.73
MEDICAL SERVICES	2,980.73
740220	3,563.00
LEGAL/LITIGATION COSTS	3,563.00
740400	-
AUDIT	-
740502	492,164.53
CENTRAL APPRAISAL DISTRICT	492,164.53
740510	5,460.00
PROFESSIONAL DEVELOPMENT	5,460.00
740512	12,600.00
PROFESSIONAL SERVICES	12,600.00
740570	27,757.00
ADVERTISING	27,757.00
740640	100,305.02
CONTRACT SERVICES	100,305.02
740656	149,326.80
RENT AND LEASES	149,326.80
740680	24,992.72

MEMBERSHIP/ASSOCIATION DUES	24,992.72
740694	1,999.20
FOOD SERVICE	1,999.20
740750	6,995.00
REMODEL	6,995.00
730410	(1.04)
INVOICE TOLERANCE*	(1.04)
3220	51,920.34
740512	51,920.34
PROFESSIONAL SERVICES	51,920.34
3230	104,677.23
710110	68,400.18
SALARY/REGULAR	68,400.18
710130	155.70
SALARY/OVERTIME	155.70
720100	5,072.14
SOCIAL SECURITY	5,072.14
720110	22,429.64
EMPLOYEE INSURANCE	22,429.64
720120	8,596.84
RETIREMENT	8,596.84
720140	22.73
STATE UNEMPLOYMENT TAX	22.73
3240	11,501.24
740512	11,501.24
PROFESSIONAL SERVICES	11,501.24
3250	19,519.77
730100	266.79
OFFICE SUPPLIES	266.79
730160	4,190.33
CLOTHING	4,190.33
740560	1,873.80
TRANSPORTATION	1,873.80
740640	800.00
CONTRACT SERVICES	800.00
740770	11,700.00
ALLOWANCE	11,700.00
740627	488.85
TELEPHONE - CONTROLLED	488.85
740450	200.00
SERVICE/CITATIONS	200.00
3300	415,239.97
710100	54,074.79
SALARY/OFFICIAL-DEPARTMENT HEAD	54,074.79
710110	235,599.76
SALARY/REGULAR	235,599.76
720100	21,424.35
SOCIAL SECURITY	21,424.35
720110	61,685.59
EMPLOYEE INSURANCE	61,685.59
720120	36,419.25
RETIREMENT	36,419.25
720140	85.24
STATE UNEMPLOYMENT TAX	85.24
730100	1,323.00

OFFICE SUPPLIES	1,323.00
730240	229.20
FUEL - CONTROLLED	229.20
740510	130.00
PROFESSIONAL DEVELOPMENT	130.00
740530	151.96
MOBILE PHONE AND DATA	151.96
740540	2,756.83
TRAVEL EXPENSE	2,756.83
740680	1,360.00
MEMBERSHIP/ASSOCIATION DUES	1,360.00
3400	878,499.34
710100	57,245.22
SALARY/OFFICIAL-DEPARTMENT HEAD	57,245.22
710110	548,134.11
SALARY/REGULAR	548,134.11
720100	44,861.73
SOCIAL SECURITY	44,861.73
720110	140,071.07
EMPLOYEE INSURANCE	140,071.07
720120	75,914.38
RETIREMENT	75,914.38
720140	179.11
STATE UNEMPLOYMENT TAX	179.11
730100	3,010.78
OFFICE SUPPLIES	3,010.78
740510	2,345.00
PROFESSIONAL DEVELOPMENT	2,345.00
740530	601.65
MOBILE PHONE AND DATA	601.65
740540	178.50
TRAVEL EXPENSE	178.50
740660	6,092.79
EQUIPMENT RENTAL	6,092.79
740680	415.00
MEMBERSHIP/ASSOCIATION DUES	415.00
790100	(550.00)
REIMBURSEMENTS CLEARING	(550.00)
3500	162,448.76
710100	52,701.93
SALARY/OFFICIAL-DEPARTMENT HEAD	52,701.93
710110	65,240.93
SALARY/REGULAR	65,240.93
710140	332.28
SALARY/CELL PHONE ALLOWANCE	332.28
720100	8,879.47
SOCIAL SECURITY	8,879.47
720110	18,046.69
EMPLOYEE INSURANCE	18,046.69
720120	14,837.31
RETIREMENT	14,837.31
720140	35.65
STATE UNEMPLOYMENT TAX	35.65
730100	87.15
OFFICE SUPPLIES	87.15

740510	65.00
PROFESSIONAL DEVELOPMENT	65.00
740530	17.73
MOBILE PHONE AND DATA	17.73
740580	90.46
PRINTING	90.46
740660	2,114.16
EQUIPMENT RENTAL	2,114.16
3600	235,157.20
710100	54,387.45
SALARY/OFFICIAL-DEPARTMENT HEAD	54,387.45
710110	105,610.18
SALARY/REGULAR	105,610.18
710130	3,114.98
SALARY/OVERTIME	3,114.98
720100	12,036.86
SOCIAL SECURITY	12,036.86
720110	30,439.34
EMPLOYEE INSURANCE	30,439.34
720120	20,454.35
RETIREMENT	20,454.35
720140	29.76
STATE UNEMPLOYMENT TAX	29.76
730100	2,642.23
OFFICE SUPPLIES	2,642.23
740510	375.00
PROFESSIONAL DEVELOPMENT	375.00
740640	3,481.77
CONTRACT SERVICES	3,481.77
740660	2,585.28
EQUIPMENT RENTAL	2,585.28
3700	1,929,828.98
710100	58,862.43
SALARY/OFFICIAL-DEPARTMENT HEAD	58,862.43
710110	1,155,245.70
SALARY/REGULAR	1,155,245.70
710130	10,217.61
SALARY/OVERTIME	10,217.61
710140	332.28
SALARY/CELL PHONE ALLOWANCE	332.28
720100	89,992.31
SOCIAL SECURITY	89,992.31
720110	345,749.37
EMPLOYEE INSURANCE	345,749.37
720120	153,572.28
RETIREMENT	153,572.28
720140	447.37
STATE UNEMPLOYMENT TAX	447.37
730100	18,869.67
OFFICE SUPPLIES	18,869.67
730210	3,234.24
DATA PROCESSING SUPPLIES	3,234.24
740140	215.94
VEHICLE MAINTENANCE - CONTROLLED	215.94
740510	4,550.00

PROFESSIONAL DEVELOPMENT	4,550.00
740540	409.30
TRAVEL EXPENSE	409.30
740580	33,947.57
PRINTING	33,947.57
740640	49,185.61
CONTRACT SERVICES	49,185.61
740660	79.59
EQUIPMENT RENTAL	79.59
740680	5,350.00
MEMBERSHIP/ASSOCIATION DUES	5,350.00
790100	(432.29)
REIMBURSEMENTS CLEARING	(432.29)
4000	781,120.20
710100	48,368.07
SALARY/OFFICIAL-DEPARTMENT HEAD	48,368.07
710110	486,104.97
SALARY/REGULAR	486,104.97
710130	158.08
SALARY/OVERTIME	158.08
720100	39,353.24
SOCIAL SECURITY	39,353.24
720110	112,145.19
EMPLOYEE INSURANCE	112,145.19
720120	67,125.67
RETIREMENT	67,125.67
720140	158.55
STATE UNEMPLOYMENT TAX	158.55
730100	3,796.04
OFFICE SUPPLIES	3,796.04
730120	438.00
BOOK SUPPLEMENTS	438.00
730240	2,782.08
FUEL - CONTROLLED	2,782.08
730370	26.00
PERIODICALS	26.00
740140	618.21
VEHICLE MAINTENANCE - CONTROLLED	618.21
740510	558.00
PROFESSIONAL DEVELOPMENT	558.00
740528	5,899.00
PROFESSIONAL SERVICES-STORMWATER	5,899.00
740530	6,287.78
MOBILE PHONE AND DATA	6,287.78
740540	3,392.41
TRAVEL EXPENSE	3,392.41
740660	3,242.91
EQUIPMENT RENTAL	3,242.91
740680	666.00
MEMBERSHIP/ASSOCIATION DUES	666.00
4001	211,301.22
710110	132,081.13
SALARY/REGULAR	132,081.13
710130	463.94
SALARY/OVERTIME	463.94

720100	9,655.28
SOCIAL SECURITY	9,655.28
720110	43,634.82
EMPLOYEE INSURANCE	43,634.82
720120	16,621.03
RETIREMENT	16,621.03
720140	44.50
STATE UNEMPLOYMENT TAX	44.50
730100	4,165.87
OFFICE SUPPLIES	4,165.87
740510	645.00
PROFESSIONAL DEVELOPMENT	645.00
740580	474.81
PRINTING	474.81
740660	3,264.84
EQUIPMENT RENTAL	3,264.84
740680	250.00
MEMBERSHIP/ASSOCIATION DUES	250.00
4100	1,847,747.19
710100	48,066.57
SALARY/OFFICIAL-DEPARTMENT HEAD	48,066.57
710110	765,213.37
SALARY/REGULAR	765,213.37
710130	73,004.06
SALARY/OVERTIME	73,004.06
710140	2,432.15
SALARY/CELL PHONE ALLOWANCE	2,432.15
720100	66,771.04
SOCIAL SECURITY	66,771.04
720110	243,834.41
EMPLOYEE INSURANCE	243,834.41
720120	111,445.05
RETIREMENT	111,445.05
720140	332.55
STATE UNEMPLOYMENT TAX	332.55
730100	57,401.34
OFFICE SUPPLIES	57,401.34
730140	1,643.56
JANITOR SUPPLIES	1,643.56
730220	31,107.22
REPLACEMENTS	31,107.22
730240	23,917.33
FUEL - CONTROLLED	23,917.33
730250	3,784.86
SHOP SUPPLIES	3,784.86
730260	9,667.65
VEHICLE SUPPLIES	9,667.65
730280	54,539.96
CANINE EXPENSES	54,539.96
730290	30,215.00
SPAY/NEUTER PROGRAM EXPENSE	30,215.00
730310	2,844.64
UNIFORMS	2,844.64
730390	187,763.05
MEDICAL SUPPLIES	187,763.05

740120	1,626.73
MEDICAL SERVICES	1,626.73
740140	5,068.45
VEHICLE MAINTENANCE - CONTROLLED	5,068.45
740410	276.00
TOLLS	276.00
740510	1,480.78
PROFESSIONAL DEVELOPMENT	1,480.78
740512	5,748.53
PROFESSIONAL SERVICES	5,748.53
740530	3,343.58
MOBILE PHONE AND DATA	3,343.58
740540	16,947.77
TRAVEL EXPENSE	16,947.77
740580	2,511.44
PRINTING	2,511.44
740640	2,610.00
CONTRACT SERVICES	2,610.00
740660	17,178.72
EQUIPMENT RENTAL	17,178.72
750600	72,384.50
CAPITAL OUTLAY-VEHICLES	72,384.50
790100	(99.56)
REIMBURSEMENTS CLEARING	(99.56)
740145	4,686.44
EQUIPMENT MAINTENANCE/REPAIR - CONTROLLED	4,686.44
4200	917,401.78
710100	109,330.92
SALARY/OFFICIAL-DEPARTMENT HEAD	109,330.92
710110	337,494.21
SALARY/REGULAR	337,494.21
710130	17,372.09
SALARY/OVERTIME	17,372.09
720100	26,463.09
SOCIAL SECURITY	26,463.09
720110	54,379.01
EMPLOYEE INSURANCE	54,379.01
720120	57,222.94
RETIREMENT	57,222.94
720140	130.59
STATE UNEMPLOYMENT TAX	130.59
730100	4,405.59
OFFICE SUPPLIES	4,405.59
730110	52.28
POSTAGE	52.28
730120	261.98
BOOK SUPPLEMENTS	261.98
730220	22,052.50
REPLACEMENTS	22,052.50
730240	802.10
FUEL - CONTROLLED	802.10
730310	847.68
UNIFORMS	847.68
730320	2,040.00
IT HARDWARE	2,040.00

730390	21,179.59
MEDICAL SUPPLIES	21,179.59
740120	1,171.87
MEDICAL SERVICES	1,171.87
740140	118.91
VEHICLE MAINTENANCE - CONTROLLED	118.91
740420	641.00
COURIER SERVICE	641.00
740512	1,764.00
PROFESSIONAL SERVICES	1,764.00
740530	196.07
MOBILE PHONE AND DATA	196.07
740560	98,905.00
TRANSPORTATION	98,905.00
740640	156,056.55
CONTRACT SERVICES	156,056.55
740656	1,870.60
RENT AND LEASES	1,870.60
740660	2,058.21
EQUIPMENT RENTAL	2,058.21
740680	585.00
MEMBERSHIP/ASSOCIATION DUES	585.00
4300	103,933.21
710100	43,888.14
SALARY/OFFICIAL-DEPARTMENT HEAD	43,888.14
710110	31,297.14
SALARY/REGULAR	31,297.14
710140	332.28
SALARY/CELL PHONE ALLOWANCE	332.28
720100	5,713.90
SOCIAL SECURITY	5,713.90
720110	10,602.59
EMPLOYEE INSURANCE	10,602.59
720120	9,517.29
RETIREMENT	9,517.29
720140	18.00
STATE UNEMPLOYMENT TAX	18.00
730100	121.16
OFFICE SUPPLIES	121.16
730240	2,178.71
FUEL - CONTROLLED	2,178.71
740510	90.00
PROFESSIONAL DEVELOPMENT	90.00
740680	174.00
MEMBERSHIP/ASSOCIATION DUES	174.00
4400	352,936.15
710100	41,984.64
SALARY/OFFICIAL-DEPARTMENT HEAD	41,984.64
710110	128,190.30
SALARY/REGULAR	128,190.30
710130	82.40
SALARY/OVERTIME	82.40
720100	12,796.49
SOCIAL SECURITY	12,796.49
720110	48,017.77

EMPLOYEE INSURANCE	48,017.77
720120	21,595.67
RETIREMENT	21,595.67
720140	59.19
STATE UNEMPLOYMENT TAX	59.19
730100	206.19
OFFICE SUPPLIES	206.19
730140	10,603.00
JANITOR SUPPLIES	10,603.00
730220	15,955.25
REPLACEMENTS	15,955.25
730240	4,143.99
FUEL - CONTROLLED	4,143.99
730250	1,883.38
SHOP SUPPLIES	1,883.38
730260	209.72
VEHICLE SUPPLIES	209.72
730310	520.78
UNIFORMS	520.78
730350	10,685.51
AGRICULTURE SUPPLIES	10,685.51
730380	732.49
AUDIO/VISUAL SUPPLIES	732.49
740110	500.00
IT SOFTWARE MAINTENANCE	500.00
740140	3,138.09
VEHICLE MAINTENANCE - CONTROLLED	3,138.09
740150	15,725.73
LANDSCAPE MAINTENANCE	15,725.73
740510	550.00
PROFESSIONAL DEVELOPMENT	550.00
740530	1,736.21
MOBILE PHONE AND DATA	1,736.21
740540	532.75
TRAVEL EXPENSE	532.75
740570	1,599.00
ADVERTISING	1,599.00
740640	28,827.41
CONTRACT SERVICES	28,827.41
740660	2,030.19
EQUIPMENT RENTAL	2,030.19
740680	630.00
MEMBERSHIP/ASSOCIATION DUES	630.00
4500	3,472,885.65
710100	43,221.56
SALARY/OFFICIAL-DEPARTMENT HEAD	43,221.56
710110	2,036,366.12
SALARY/REGULAR	2,036,366.12
710130	-
SALARY/OVERTIME	-
720100	155,239.40
SOCIAL SECURITY	155,239.40
720110	611,932.64
EMPLOYEE INSURANCE	611,932.64
720120	260,780.14

RETIREMENT	260,780.14
720140	747.37
STATE UNEMPLOYMENT TAX	747.37
730100	16,966.13
OFFICE SUPPLIES	16,966.13
730110	294.36
POSTAGE	294.36
730210	12,315.09
DATA PROCESSING SUPPLIES	12,315.09
730220	2,496.05
REPLACEMENTS	2,496.05
730240	2,568.72
FUEL - CONTROLLED	2,568.72
730300	1,375.10
COMMUNITY AWARENESS SUPPLIES	1,375.10
730320	2,470.26
IT HARDWARE	2,470.26
730370	17,265.08
PERIODICALS	17,265.08
730380	116,867.29
AUDIO/VISUAL SUPPLIES	116,867.29
740140	6,577.64
VEHICLE MAINTENANCE - CONTROLLED	6,577.64
740510	760.00
PROFESSIONAL DEVELOPMENT	760.00
740512	8,838.90
PROFESSIONAL SERVICES	8,838.90
740540	1,633.45
TRAVEL EXPENSE	1,633.45
740550	18,608.61
SAFETY PROGRAM	18,608.61
740580	3,644.70
PRINTING	3,644.70
740640	9,963.50
CONTRACT SERVICES	9,963.50
740660	823.56
EQUIPMENT RENTAL	823.56
750700	141,153.80
CAPITAL OUTLAY-BOOKS	141,153.80
790100	(23.82)
REIMBURSEMENTS CLEARING	(23.82)
4600	283,166.52
710110	92,174.43
SALARY/REGULAR	92,174.43
710120	83,964.69
SALARY/OTHER	83,964.69
720100	13,202.30
SOCIAL SECURITY	13,202.30
720110	61,666.03
EMPLOYEE INSURANCE	61,666.03
720120	13,396.95
RETIREMENT	13,396.95
720140	59.91
STATE UNEMPLOYMENT TAX	59.91
730100	2,538.36

OFFICE SUPPLIES	2,538.36
730220	1,130.00
REPLACEMENTS	1,130.00
730370	111.46
PERIODICALS	111.46
740510	260.00
PROFESSIONAL DEVELOPMENT	260.00
740512	1,270.00
PROFESSIONAL SERVICES	1,270.00
740540	5,435.78
TRAVEL EXPENSE	5,435.78
740580	263.32
PRINTING	263.32
740640	540.13
CONTRACT SERVICES	540.13
740660	5,802.64
EQUIPMENT RENTAL	5,802.64
740680	1,130.00
MEMBERSHIP/ASSOCIATION DUES	1,130.00
790100	(129.48)
REIMBURSEMENTS CLEARING	(129.48)
740100	350.00
IT HARDWARE MAINTENANCE	350.00
5000	398,564.92
710100	47,613.42
SALARY/OFFICIAL-DEPARTMENT HEAD	47,613.42
710110	124,460.60
SALARY/REGULAR	124,460.60
710130	149.71
SALARY/OVERTIME	149.71
710140	166.14
SALARY/CELL PHONE ALLOWANCE	166.14
720100	12,867.60
SOCIAL SECURITY	12,867.60
720110	39,251.87
EMPLOYEE INSURANCE	39,251.87
720120	21,654.89
RETIREMENT	21,654.89
720140	51.84
STATE UNEMPLOYMENT TAX	51.84
730100	36.41
OFFICE SUPPLIES	36.41
730220	138,103.74
REPLACEMENTS	138,103.74
730230	143.55
MARINE/AIR EXPENSE	143.55
730240	3,868.23
FUEL - CONTROLLED	3,868.23
730250	402.32
SHOP SUPPLIES	402.32
730262	157.79
RADIO SUPPLIES	157.79
740140	286.73
VEHICLE MAINTENANCE - CONTROLLED	286.73
740150	2,336.04

LANDSCAPE MAINTENANCE	2,336.04
740510	975.00
PROFESSIONAL DEVELOPMENT	975.00
740512	375.01
PROFESSIONAL SERVICES	375.01
740530	645.74
MOBILE PHONE AND DATA	645.74
740570	432.00
ADVERTISING	432.00
740580	37.21
PRINTING	37.21
740622	1,932.07
GAS - CONTROLLED	1,932.07
740660	1,658.16
EQUIPMENT RENTAL	1,658.16
740680	435.00
MEMBERSHIP/ASSOCIATION DUES	435.00
740625	523.85
REFUSE COLLECTION - CONTROLLED	523.85
5050	138,619.81
730100	179.97
OFFICE SUPPLIES	179.97
740512	131,160.03
PROFESSIONAL SERVICES	131,160.03
740640	5,829.61
CONTRACT SERVICES	5,829.61
740660	1,450.20
EQUIPMENT RENTAL	1,450.20
5060	4,037.18
740512	4,037.18
PROFESSIONAL SERVICES	4,037.18
5100	4,999,718.35
710100	24,135.50
SALARY/OFFICIAL-DEPARTMENT HEAD	24,135.50
710110	3,285,918.18
SALARY/REGULAR	3,285,918.18
710130	38,668.78
SALARY/OVERTIME	38,668.78
710140	332.28
SALARY/CELL PHONE ALLOWANCE	332.28
710150	95,080.00
SALARY/SPECIAL PAY	95,080.00
720100	253,385.22
SOCIAL SECURITY	253,385.22
720110	573,408.60
EMPLOYEE INSURANCE	573,408.60
720120	433,351.89
RETIREMENT	433,351.89
720140	864.28
STATE UNEMPLOYMENT TAX	864.28
730100	56,843.66
OFFICE SUPPLIES	56,843.66
730240	15,585.74
FUEL - CONTROLLED	15,585.74
730310	4,898.74

UNIFORMS	4,898.74
730330	695.00
IT SOFTWARE	695.00
740110	5,340.00
IT SOFTWARE MAINTENANCE	5,340.00
740140	32,553.49
VEHICLE MAINTENANCE - CONTROLLED	32,553.49
740160	2,231.86
SPECIAL INVESTIGATION	2,231.86
740420	353.06
COURIER SERVICE	353.06
740460	3,499.52
INVESTIGATOR	3,499.52
740484	2,784.83
COURT REPORTER TRANSCRIPT	2,784.83
740510	10,816.16
PROFESSIONAL DEVELOPMENT	10,816.16
740512	17,917.83
PROFESSIONAL SERVICES	17,917.83
740530	8,119.47
MOBILE PHONE AND DATA	8,119.47
740540	21,153.87
TRAVEL EXPENSE	21,153.87
740640	22,014.91
CONTRACT SERVICES	22,014.91
740660	54,511.25
EQUIPMENT RENTAL	54,511.25
740680	5,453.83
MEMBERSHIP/ASSOCIATION DUES	5,453.83
740694	100.00
FOOD SERVICE	100.00
750600	34,423.00
CAPITAL OUTLAY-VEHICLES	34,423.00
790100	(4,722.60)
REIMBURSEMENTS CLEARING	(4,722.60)
790900	-
CARRYOVER FROM PREVIOUS YEAR	-
5101	8,696.32
710150	6,430.32
SALARY/SPECIAL PAY	6,430.32
720100	480.89
SOCIAL SECURITY	480.89
720110	976.72
EMPLOYEE INSURANCE	976.72
720120	806.30
RETIREMENT	806.30
720140	2.09
STATE UNEMPLOYMENT TAX	2.09
5200	295,637.61
710110	161,180.80
SALARY/REGULAR	161,180.80
710130	3,298.20
SALARY/OVERTIME	3,298.20
720100	12,285.51
SOCIAL SECURITY	12,285.51

720110	32,539.17
EMPLOYEE INSURANCE	32,539.17
720120	20,625.63
RETIREMENT	20,625.63
720140	45.38
STATE UNEMPLOYMENT TAX	45.38
730100	347.51
OFFICE SUPPLIES	347.51
730240	8,539.81
FUEL - CONTROLLED	8,539.81
730250	210.09
SHOP SUPPLIES	210.09
730260	642.74
VEHICLE SUPPLIES	642.74
740140	7,374.14
VEHICLE MAINTENANCE - CONTROLLED	7,374.14
740510	798.00
PROFESSIONAL DEVELOPMENT	798.00
740530	1,251.28
MOBILE PHONE AND DATA	1,251.28
740540	1,598.22
TRAVEL EXPENSE	1,598.22
740640	420.00
CONTRACT SERVICES	420.00
740660	1,916.32
EQUIPMENT RENTAL	1,916.32
790100	(11.61)
REIMBURSEMENTS CLEARING	(11.61)
790900	42,576.42
CARRYOVER FROM PREVIOUS YEAR	42,576.42
5300	443,709.40
710100	52,529.49
SALARY/OFFICIAL-DEPARTMENT HEAD	52,529.49
710110	200,942.75
SALARY/REGULAR	200,942.75
710130	16,367.85
SALARY/OVERTIME	16,367.85
710150	7,020.00
SALARY/SPECIAL PAY	7,020.00
720100	20,806.61
SOCIAL SECURITY	20,806.61
720110	41,792.90
EMPLOYEE INSURANCE	41,792.90
720120	34,718.31
RETIREMENT	34,718.31
720140	77.03
STATE UNEMPLOYMENT TAX	77.03
730100	169.99
OFFICE SUPPLIES	169.99
730240	13,115.75
FUEL - CONTROLLED	13,115.75
730270	2,737.93
LAW ENFORCEMENT SPECIFIC SUPPLIES	2,737.93
730280	660.16
CANINE EXPENSES	660.16

730320	6,639.60
IT HARDWARE	6,639.60
740140	6,532.57
VEHICLE MAINTENANCE - CONTROLLED	6,532.57
740510	138.00
PROFESSIONAL DEVELOPMENT	138.00
740530	3,055.22
MOBILE PHONE AND DATA	3,055.22
740540	3,941.32
TRAVEL EXPENSE	3,941.32
740660	1,856.16
EQUIPMENT RENTAL	1,856.16
740680	578.10
MEMBERSHIP/ASSOCIATION DUES	578.10
750400	30,385.19
CAPITAL OUTLAY-FURNITURE FIXTURES AND EQUIPMENT	30,385.19
790100	(355.53)
REIMBURSEMENTS CLEARING	(355.53)
5301	407,311.43
710110	263,929.75
SALARY/REGULAR	263,929.75
710130	171.64
SALARY/OVERTIME	171.64
720100	19,494.84
SOCIAL SECURITY	19,494.84
720110	51,075.05
EMPLOYEE INSURANCE	51,075.05
720120	33,118.51
RETIREMENT	33,118.51
720140	77.91
STATE UNEMPLOYMENT TAX	77.91
730100	319.99
OFFICE SUPPLIES	319.99
730240	10,170.64
FUEL - CONTROLLED	10,170.64
730270	13,960.68
LAW ENFORCEMENT SPECIFIC SUPPLIES	13,960.68
730310	287.76
UNIFORMS	287.76
740110	3,110.80
IT SOFTWARE MAINTENANCE	3,110.80
740140	3,328.19
VEHICLE MAINTENANCE - CONTROLLED	3,328.19
740504	97.86
ONLINE SERVICES	97.86
740510	400.00
PROFESSIONAL DEVELOPMENT	400.00
740530	3,055.27
MOBILE PHONE AND DATA	3,055.27
740540	2,779.40
TRAVEL EXPENSE	2,779.40
740660	1,933.14
EQUIPMENT RENTAL	1,933.14
5400	661,135.90
710100	52,720.64

SALARY/OFFICIAL-DEPARTMENT HEAD	52,720.64
710110	378,232.25
SALARY/REGULAR	378,232.25
710130	529.83
SALARY/OVERTIME	529.83
710140	295.36
SALARY/CELL PHONE ALLOWANCE	295.36
720100	31,498.36
SOCIAL SECURITY	31,498.36
720110	118,196.25
EMPLOYEE INSURANCE	118,196.25
720120	54,145.14
RETIREMENT	54,145.14
720140	158.72
STATE UNEMPLOYMENT TAX	158.72
730100	3,456.91
OFFICE SUPPLIES	3,456.91
740512	821.69
PROFESSIONAL SERVICES	821.69
740518	(700.00)
PROFESSIONAL SERVICES-POLYGRAPH	(700.00)
740540	143.99
TRAVEL EXPENSE	143.99
740660	21,636.76
EQUIPMENT RENTAL	21,636.76
5401	1,376,298.89
710110	892,767.19
SALARY/REGULAR	892,767.19
710130	5,136.47
SALARY/OVERTIME	5,136.47
710140	313.82
SALARY/CELL PHONE ALLOWANCE	313.82
720100	67,492.49
SOCIAL SECURITY	67,492.49
720110	249,451.85
EMPLOYEE INSURANCE	249,451.85
720120	112,636.38
RETIREMENT	112,636.38
720140	357.27
STATE UNEMPLOYMENT TAX	357.27
730100	450.86
OFFICE SUPPLIES	450.86
730140	6,216.18
JANITOR SUPPLIES	6,216.18
730160	2,490.07
CLOTHING	2,490.07
730220	11,192.78
REPLACEMENTS	11,192.78
730310	511.50
UNIFORMS	511.50
740120	5,000.00
MEDICAL SERVICES	5,000.00
740140	1,207.43
VEHICLE MAINTENANCE - CONTROLLED	1,207.43
740512	10,878.85

PROFESSIONAL SERVICES	10,878.85
730101	10,195.75
FOOD SUPPLIES	10,195.75
5402	10,159.26
730100	235.00
OFFICE SUPPLIES	235.00
740512	9,889.27
PROFESSIONAL SERVICES	9,889.27
740694	34.99
FOOD SERVICE	34.99
5500	1,557,787.75
710100	54,481.92
SALARY/OFFICIAL-DEPARTMENT HEAD	54,481.92
710110	1,211,361.79
SALARY/REGULAR	1,211,361.79
710130	2,503.25
SALARY/OVERTIME	2,503.25
710140	4,282.72
SALARY/CELL PHONE ALLOWANCE	4,282.72
720100	91,860.71
SOCIAL SECURITY	91,860.71
720120	159,588.16
RETIREMENT	159,588.16
720140	418.84
STATE UNEMPLOYMENT TAX	418.84
730100	680.32
OFFICE SUPPLIES	680.32
740640	18,912.10
CONTRACT SERVICES	18,912.10
740660	12,480.14
EQUIPMENT RENTAL	12,480.14
740100	1,217.80
IT HARDWARE MAINTENANCE	1,217.80
5600	63,415.13
730270	56,258.44
LAW ENFORCEMENT SPECIFIC SUPPLIES	56,258.44
730310	3,124.51
UNIFORMS	3,124.51
740570	2,295.20
ADVERTISING	2,295.20
760850	1,736.98
PASS THRU DISTRIBUTIONS	1,736.98
5602	47,349.75
740510	45,445.00
PROFESSIONAL DEVELOPMENT	45,445.00
740540	1,904.75
TRAVEL EXPENSE	1,904.75
6000	984,885.02
710100	66,823.92
SALARY/OFFICIAL-DEPARTMENT HEAD	66,823.92
710110	607,099.86
SALARY/REGULAR	607,099.86
710130	3,075.25
SALARY/OVERTIME	3,075.25
720100	48,156.00

SOCIAL SECURITY	48,156.00
720110	78,496.00
EMPLOYEE INSURANCE	78,496.00
720120	84,895.65
RETIREMENT	84,895.65
720140	114.68
STATE UNEMPLOYMENT TAX	114.68
730100	8,274.95
OFFICE SUPPLIES	8,274.95
740510	1,435.00
PROFESSIONAL DEVELOPMENT	1,435.00
740512	260.00
PROFESSIONAL SERVICES	260.00
740530	4,577.45
MOBILE PHONE AND DATA	4,577.45
740540	127.50
TRAVEL EXPENSE	127.50
740640	78,892.89
CONTRACT SERVICES	78,892.89
740660	3,539.52
EQUIPMENT RENTAL	3,539.52
790100	(885.00)
REIMBURSEMENTS CLEARING	(885.00)
740260	1.35
INTEREST ON CREDIT CARDS	1.35
6100	142,486.57
710110	83,999.70
SALARY/REGULAR	83,999.70
720100	6,293.53
SOCIAL SECURITY	6,293.53
720110	16,822.23
EMPLOYEE INSURANCE	16,822.23
720120	10,533.52
RETIREMENT	10,533.52
720140	24.19
STATE UNEMPLOYMENT TAX	24.19
730100	7,483.17
OFFICE SUPPLIES	7,483.17
730140	89.93
JANITOR SUPPLIES	89.93
730220	2,080.67
REPLACEMENTS	2,080.67
730270	11,997.00
LAW ENFORCEMENT SPECIFIC SUPPLIES	11,997.00
740510	754.00
PROFESSIONAL DEVELOPMENT	754.00
740530	2,408.63
MOBILE PHONE AND DATA	2,408.63
6101	1,149,413.55
710110	808,563.83
SALARY/REGULAR	808,563.83
710130	2,493.95
SALARY/OVERTIME	2,493.95
720100	59,936.42
SOCIAL SECURITY	59,936.42

720110	171,139.14
EMPLOYEE INSURANCE	171,139.14
720120	101,706.47
RETIREMENT	101,706.47
720140	255.88
STATE UNEMPLOYMENT TAX	255.88
740510	664.00
PROFESSIONAL DEVELOPMENT	664.00
740540	3,084.62
TRAVEL EXPENSE	3,084.62
740640	66.84
CONTRACT SERVICES	66.84
740660	1,502.40
EQUIPMENT RENTAL	1,502.40
6201	1,230,288.37
710110	812,194.71
SALARY/REGULAR	812,194.71
710130	37,514.51
SALARY/OVERTIME	37,514.51
720100	63,456.51
SOCIAL SECURITY	63,456.51
720110	164,190.02
EMPLOYEE INSURANCE	164,190.02
720120	106,508.27
RETIREMENT	106,508.27
720140	255.98
STATE UNEMPLOYMENT TAX	255.98
730100	794.84
OFFICE SUPPLIES	794.84
740510	28,566.00
PROFESSIONAL DEVELOPMENT	28,566.00
740512	132.00
PROFESSIONAL SERVICES	132.00
740530	5,778.82
MOBILE PHONE AND DATA	5,778.82
740540	4,207.59
TRAVEL EXPENSE	4,207.59
740580	74.34
PRINTING	74.34
740640	29.30
CONTRACT SERVICES	29.30
740660	6,585.48
EQUIPMENT RENTAL	6,585.48
6202	790,228.01
710110	522,662.01
SALARY/REGULAR	522,662.01
710130	15,730.21
SALARY/OVERTIME	15,730.21
710150	2,250.00
SALARY/SPECIAL PAY	2,250.00
720100	40,272.69
SOCIAL SECURITY	40,272.69
720110	99,092.82
EMPLOYEE INSURANCE	99,092.82
720120	67,796.57

RETIREMENT	67,796.57
720140	158.89
STATE UNEMPLOYMENT TAX	158.89
730100	1,005.86
OFFICE SUPPLIES	1,005.86
730270	328.93
LAW ENFORCEMENT SPECIFIC SUPPLIES	328.93
740504	2,881.00
ONLINE SERVICES	2,881.00
740510	2,000.00
PROFESSIONAL DEVELOPMENT	2,000.00
740512	25.00
PROFESSIONAL SERVICES	25.00
740530	6,042.21
MOBILE PHONE AND DATA	6,042.21
740540	3,131.40
TRAVEL EXPENSE	3,131.40
740640	3,636.56
CONTRACT SERVICES	3,636.56
740656	19,916.00
RENT AND LEASES	19,916.00
740660	3,297.86
EQUIPMENT RENTAL	3,297.86
6300	162,743.72
710110	75,924.00
SALARY/REGULAR	75,924.00
710130	39,805.97
SALARY/OVERTIME	39,805.97
720100	8,620.72
SOCIAL SECURITY	8,620.72
720110	11,214.82
EMPLOYEE INSURANCE	11,214.82
720120	14,512.54
RETIREMENT	14,512.54
720140	18.00
STATE UNEMPLOYMENT TAX	18.00
740530	464.74
MOBILE PHONE AND DATA	464.74
750600	12,182.93
CAPITAL OUTLAY-VEHICLES	12,182.93
790100	-
REIMBURSEMENTS CLEARING	-
6301	4,481,317.40
710110	2,994,707.70
SALARY/REGULAR	2,994,707.70
710130	83,314.89
SALARY/OVERTIME	83,314.89
710150	21,400.00
SALARY/SPECIAL PAY	21,400.00
720100	230,908.08
SOCIAL SECURITY	230,908.08
720110	694,574.65
EMPLOYEE INSURANCE	694,574.65
720120	388,667.83
RETIREMENT	388,667.83

720140	758.71
STATE UNEMPLOYMENT TAX	758.71
730100	5,747.67
OFFICE SUPPLIES	5,747.67
730240	7,183.02
FUEL - CONTROLLED	7,183.02
730270	5,496.44
LAW ENFORCEMENT SPECIFIC SUPPLIES	5,496.44
740510	5,458.00
PROFESSIONAL DEVELOPMENT	5,458.00
740530	22,757.06
MOBILE PHONE AND DATA	22,757.06
740580	4,192.71
PRINTING	4,192.71
740660	13,980.64
EQUIPMENT RENTAL	13,980.64
750600	2,170.00
CAPITAL OUTLAY-VEHICLES	2,170.00
6302	3,452,622.90
710110	2,315,445.37
SALARY/REGULAR	2,315,445.37
710130	55,815.68
SALARY/OVERTIME	55,815.68
710150	13,500.00
SALARY/SPECIAL PAY	13,500.00
720100	176,651.61
SOCIAL SECURITY	176,651.61
720110	522,700.62
EMPLOYEE INSURANCE	522,700.62
720120	299,116.43
RETIREMENT	299,116.43
720140	770.89
STATE UNEMPLOYMENT TAX	770.89
730100	7,646.15
OFFICE SUPPLIES	7,646.15
730130	9,677.01
ESTRAY EXPENSE	9,677.01
730240	9,139.32
FUEL - CONTROLLED	9,139.32
730270	3,148.22
LAW ENFORCEMENT SPECIFIC SUPPLIES	3,148.22
740510	6,067.00
PROFESSIONAL DEVELOPMENT	6,067.00
740512	410.00
PROFESSIONAL SERVICES	410.00
740530	18,229.97
MOBILE PHONE AND DATA	18,229.97
740540	-
TRAVEL EXPENSE	-
740580	3,509.23
PRINTING	3,509.23
740640	24.40
CONTRACT SERVICES	24.40
740660	10,771.00
EQUIPMENT RENTAL	10,771.00

6303	4,209,348.57
710110	2,601,116.48
SALARY/REGULAR	2,601,116.48
710130	334,744.19
SALARY/OVERTIME	334,744.19
710150	12,400.00
SALARY/SPECIAL PAY	12,400.00
720100	219,804.62
SOCIAL SECURITY	219,804.62
720110	582,589.78
EMPLOYEE INSURANCE	582,589.78
720120	369,723.97
RETIREMENT	369,723.97
720140	888.64
STATE UNEMPLOYMENT TAX	888.64
730100	2,529.70
OFFICE SUPPLIES	2,529.70
730240	31,582.58
FUEL - CONTROLLED	31,582.58
730270	8,276.00
LAW ENFORCEMENT SPECIFIC SUPPLIES	8,276.00
740530	18,982.63
MOBILE PHONE AND DATA	18,982.63
740580	367.00
PRINTING	367.00
740640	15.60
CONTRACT SERVICES	15.60
740660	6,797.38
EQUIPMENT RENTAL	6,797.38
750600	19,530.00
CAPITAL OUTLAY-VEHICLES	19,530.00
6401	2,202,009.08
710110	1,363,619.26
SALARY/REGULAR	1,363,619.26
710130	132,168.66
SALARY/OVERTIME	132,168.66
720100	111,705.44
SOCIAL SECURITY	111,705.44
720110	390,807.63
EMPLOYEE INSURANCE	390,807.63
720120	187,571.97
RETIREMENT	187,571.97
720140	568.04
STATE UNEMPLOYMENT TAX	568.04
730100	4,431.45
OFFICE SUPPLIES	4,431.45
730320	663.50
IT HARDWARE	663.50
740510	2,052.00
PROFESSIONAL DEVELOPMENT	2,052.00
740530	1,048.51
MOBILE PHONE AND DATA	1,048.51
740540	1,529.61
TRAVEL EXPENSE	1,529.61
740580	1,108.37

PRINTING	1,108.37
740660	4,734.64
EQUIPMENT RENTAL	4,734.64
6402	1,042,395.67
710110	560,796.67
SALARY/REGULAR	560,796.67
710130	35,095.96
SALARY/OVERTIME	35,095.96
720100	44,329.47
SOCIAL SECURITY	44,329.47
720110	122,746.92
EMPLOYEE INSURANCE	122,746.92
720120	74,724.94
RETIREMENT	74,724.94
720140	177.58
STATE UNEMPLOYMENT TAX	177.58
730100	5,855.88
OFFICE SUPPLIES	5,855.88
730220	3,471.35
REPLACEMENTS	3,471.35
730270	9,167.92
LAW ENFORCEMENT SPECIFIC SUPPLIES	9,167.92
740110	114,857.52
IT SOFTWARE MAINTENANCE	114,857.52
740390	17,462.19
FORENSIC SERVICES - CONTROLLED	17,462.19
740510	14,382.00
PROFESSIONAL DEVELOPMENT	14,382.00
740512	16,398.00
PROFESSIONAL SERVICES	16,398.00
740530	2,985.08
MOBILE PHONE AND DATA	2,985.08
740540	5,994.42
TRAVEL EXPENSE	5,994.42
740640	8,717.49
CONTRACT SERVICES	8,717.49
740660	5,232.28
EQUIPMENT RENTAL	5,232.28
6403	1,186,704.58
710110	238,277.98
SALARY/REGULAR	238,277.98
710130	2,284.63
SALARY/OVERTIME	2,284.63
720100	17,921.21
SOCIAL SECURITY	17,921.21
720110	65,448.36
EMPLOYEE INSURANCE	65,448.36
720120	30,166.64
RETIREMENT	30,166.64
720140	84.66
STATE UNEMPLOYMENT TAX	84.66
730100	1,299.21
OFFICE SUPPLIES	1,299.21
730240	397,741.06
FUEL - CONTROLLED	397,741.06

730250	1,536.47
SHOP SUPPLIES	1,536.47
730260	288,557.17
VEHICLE SUPPLIES	288,557.17
730320	-
IT HARDWARE	-
740110	4,111.82
IT SOFTWARE MAINTENANCE	4,111.82
740140	24,573.17
VEHICLE MAINTENANCE - CONTROLLED	24,573.17
740510	1,908.00
PROFESSIONAL DEVELOPMENT	1,908.00
740512	11,453.48
PROFESSIONAL SERVICES	11,453.48
740530	795.24
MOBILE PHONE AND DATA	795.24
740640	1,705.07
CONTRACT SERVICES	1,705.07
740660	2,856.84
EQUIPMENT RENTAL	2,856.84
750400	35,174.34
CAPITAL OUTLAY-FURNITURE FIXTURES AND EQUIPMENT	35,174.34
750600	60,809.23
CAPITAL OUTLAY-VEHICLES	60,809.23
790100	-
REIMBURSEMENTS CLEARING	-
6404	431,686.97
710110	258,821.08
SALARY/REGULAR	258,821.08
710130	10,975.47
SALARY/OVERTIME	10,975.47
720100	19,821.56
SOCIAL SECURITY	19,821.56
720110	93,343.52
EMPLOYEE INSURANCE	93,343.52
720120	33,832.47
RETIREMENT	33,832.47
720140	92.21
STATE UNEMPLOYMENT TAX	92.21
730100	2,744.71
OFFICE SUPPLIES	2,744.71
740510	159.00
PROFESSIONAL DEVELOPMENT	159.00
740524	180.00
PROFESSIONAL SERVICES-INTERPRETER	180.00
740530	964.92
MOBILE PHONE AND DATA	964.92
740540	952.20
TRAVEL EXPENSE	952.20
740580	20.71
PRINTING	20.71
740660	9,779.12
EQUIPMENT RENTAL	9,779.12
6405	438,132.11
710110	186,052.45

SALARY/REGULAR	186,052.45
710130	1,022.89
SALARY/OVERTIME	1,022.89
720100	13,908.67
SOCIAL SECURITY	13,908.67
720110	46,082.88
EMPLOYEE INSURANCE	46,082.88
720120	23,459.25
RETIREMENT	23,459.25
720140	58.07
STATE UNEMPLOYMENT TAX	58.07
730100	646.97
OFFICE SUPPLIES	646.97
730220	-
REPLACEMENTS	-
730250	14,890.95
SHOP SUPPLIES	14,890.95
740504	8,460.00
ONLINE SERVICES	8,460.00
740512	762.71
PROFESSIONAL SERVICES	762.71
740530	1,367.46
MOBILE PHONE AND DATA	1,367.46
740540	1,059.90
TRAVEL EXPENSE	1,059.90
740640	50,582.12
CONTRACT SERVICES	50,582.12
740660	100,964.78
EQUIPMENT RENTAL	100,964.78
790100	(11,186.99)
REIMBURSEMENTS CLEARING	(11,186.99)
6406	334,779.68
710110	188,015.51
SALARY/REGULAR	188,015.51
710130	342.88
SALARY/OVERTIME	342.88
720100	13,932.03
SOCIAL SECURITY	13,932.03
720110	50,466.69
EMPLOYEE INSURANCE	50,466.69
720120	23,620.05
RETIREMENT	23,620.05
720140	63.38
STATE UNEMPLOYMENT TAX	63.38
730100	132.04
OFFICE SUPPLIES	132.04
740504	51,332.95
ONLINE SERVICES	51,332.95
740510	300.00
PROFESSIONAL DEVELOPMENT	300.00
740512	2,140.94
PROFESSIONAL SERVICES	2,140.94
740530	777.52
MOBILE PHONE AND DATA	777.52
740540	1,584.99

TRAVEL EXPENSE	1,584.99
740660	2,070.70
EQUIPMENT RENTAL	2,070.70
6407	666,506.90
710110	267,722.44
SALARY/REGULAR	267,722.44
710130	1,636.79
SALARY/OVERTIME	1,636.79
720100	20,091.49
SOCIAL SECURITY	20,091.49
720110	50,466.69
EMPLOYEE INSURANCE	50,466.69
720120	33,777.77
RETIREMENT	33,777.77
720140	75.28
STATE UNEMPLOYMENT TAX	75.28
730100	1,812.19
OFFICE SUPPLIES	1,812.19
730270	107.03
LAW ENFORCEMENT SPECIFIC SUPPLIES	107.03
730310	144,399.27
UNIFORMS	144,399.27
740504	26,343.66
ONLINE SERVICES	26,343.66
740510	7,433.95
PROFESSIONAL DEVELOPMENT	7,433.95
740530	1,429.66
MOBILE PHONE AND DATA	1,429.66
740540	3,077.78
TRAVEL EXPENSE	3,077.78
740660	7,968.76
EQUIPMENT RENTAL	7,968.76
730101	341.21
FOOD SUPPLIES	341.21
730360	99,822.93
ARMORY EXPENSE	99,822.93
6408	646,321.59
710110	204,323.02
SALARY/REGULAR	204,323.02
710130	4,374.12
SALARY/OVERTIME	4,374.12
720100	15,317.60
SOCIAL SECURITY	15,317.60
720110	56,070.23
EMPLOYEE INSURANCE	56,070.23
720120	26,170.56
RETIREMENT	26,170.56
720140	69.73
STATE UNEMPLOYMENT TAX	69.73
730100	211.77
OFFICE SUPPLIES	211.77
730220	69,701.31
REPLACEMENTS	69,701.31
730250	5,047.13
SHOP SUPPLIES	5,047.13

730270	26,060.00
LAW ENFORCEMENT SPECIFIC SUPPLIES	26,060.00
740512	93,061.90
PROFESSIONAL SERVICES	93,061.90
740530	1,379.01
MOBILE PHONE AND DATA	1,379.01
740640	38,274.27
CONTRACT SERVICES	38,274.27
740660	4,927.73
EQUIPMENT RENTAL	4,927.73
740750	78,560.35
REMODEL	78,560.35
740625	22,772.86
REFUSE COLLECTION - CONTROLLED	22,772.86
6500	615,975.50
710110	384,482.11
SALARY/REGULAR	384,482.11
710130	684.64
SALARY/OVERTIME	684.64
720100	28,989.80
SOCIAL SECURITY	28,989.80
720110	81,659.22
EMPLOYEE INSURANCE	81,659.22
720120	48,458.64
RETIREMENT	48,458.64
720140	119.15
STATE UNEMPLOYMENT TAX	119.15
730100	1,740.73
OFFICE SUPPLIES	1,740.73
740110	23,544.80
IT SOFTWARE MAINTENANCE	23,544.80
740420	1,482.86
COURIER SERVICE	1,482.86
740504	11,700.00
ONLINE SERVICES	11,700.00
740510	1,014.00
PROFESSIONAL DEVELOPMENT	1,014.00
740512	9,229.74
PROFESSIONAL SERVICES	9,229.74
740530	2,732.69
MOBILE PHONE AND DATA	2,732.69
740540	1,248.08
TRAVEL EXPENSE	1,248.08
740570	505.00
ADVERTISING	505.00
740580	1,020.19
PRINTING	1,020.19
740660	11,358.85
EQUIPMENT RENTAL	11,358.85
740680	6,005.00
MEMBERSHIP/ASSOCIATION DUES	6,005.00
6501	271,133.57
710110	191,955.00
SALARY/REGULAR	191,955.00
710130	907.44

SALARY/OVERTIME	907.44
720100	14,321.06
SOCIAL SECURITY	14,321.06
720110	31,195.54
EMPLOYEE INSURANCE	31,195.54
720120	24,185.44
RETIREMENT	24,185.44
720140	50.30
STATE UNEMPLOYMENT TAX	50.30
730100	838.34
OFFICE SUPPLIES	838.34
740510	1,200.00
PROFESSIONAL DEVELOPMENT	1,200.00
740530	804.10
MOBILE PHONE AND DATA	804.10
740540	4,074.15
TRAVEL EXPENSE	4,074.15
740660	1,602.20
EQUIPMENT RENTAL	1,602.20
6503	84,612.89
710110	45,230.79
SALARY/REGULAR	45,230.79
720100	3,348.71
SOCIAL SECURITY	3,348.71
720110	10,602.59
EMPLOYEE INSURANCE	10,602.59
720120	5,672.01
RETIREMENT	5,672.01
720140	15.09
STATE UNEMPLOYMENT TAX	15.09
730320	14,152.88
IT HARDWARE	14,152.88
740510	3,150.00
PROFESSIONAL DEVELOPMENT	3,150.00
740512	508.79
PROFESSIONAL SERVICES	508.79
740530	151.98
MOBILE PHONE AND DATA	151.98
740540	1,780.05
TRAVEL EXPENSE	1,780.05
6601	11,061,928.31
710110	4,823,043.39
SALARY/REGULAR	4,823,043.39
710130	310,026.23
SALARY/OVERTIME	310,026.23
710150	6,300.00
SALARY/SPECIAL PAY	6,300.00
720100	383,624.51
SOCIAL SECURITY	383,624.51
720110	1,415,683.94
EMPLOYEE INSURANCE	1,415,683.94
720120	644,474.67
RETIREMENT	644,474.67
720140	1,768.97
STATE UNEMPLOYMENT TAX	1,768.97

730100	18,837.86
OFFICE SUPPLIES	18,837.86
730140	26,788.53
JANITOR SUPPLIES	26,788.53
730220	3,625.95
REPLACEMENTS	3,625.95
730270	1,179.66
LAW ENFORCEMENT SPECIFIC SUPPLIES	1,179.66
730390	982.55
MEDICAL SUPPLIES	982.55
740120	2,722,716.79
MEDICAL SERVICES	2,722,716.79
740510	14,492.00
PROFESSIONAL DEVELOPMENT	14,492.00
740530	6,850.94
MOBILE PHONE AND DATA	6,850.94
740540	1,899.43
TRAVEL EXPENSE	1,899.43
740560	32,441.19
TRANSPORTATION	32,441.19
740580	1,413.51
PRINTING	1,413.51
740626	46,296.65
TELEPHONE-INMATE SERVICES - CONTROLLED	46,296.65
740660	29,823.02
EQUIPMENT RENTAL	29,823.02
740694	574,303.01
FOOD SERVICE	574,303.01
790100	(4,644.49)
REIMBURSEMENTS CLEARING	(4,644.49)
7100	2,252,033.55
710100	52,528.86
SALARY/OFFICIAL-DEPARTMENT HEAD	52,528.86
710110	1,355,052.59
SALARY/REGULAR	1,355,052.59
710130	15,879.11
SALARY/OVERTIME	15,879.11
710140	5,940.78
SALARY/CELL PHONE ALLOWANCE	5,940.78
710150	4,500.00
SALARY/SPECIAL PAY	4,500.00
720100	106,925.87
SOCIAL SECURITY	106,925.87
720110	277,268.89
EMPLOYEE INSURANCE	277,268.89
720120	179,811.23
RETIREMENT	179,811.23
720140	434.65
STATE UNEMPLOYMENT TAX	434.65
730100	5,702.20
OFFICE SUPPLIES	5,702.20
730220	8,083.15
REPLACEMENTS	8,083.15
730230	19,839.43
MARINE/AIR EXPENSE	19,839.43

730240	61,671.85
FUEL - CONTROLLED	61,671.85
730260	2,482.96
VEHICLE SUPPLIES	2,482.96
730270	43,220.77
LAW ENFORCEMENT SPECIFIC SUPPLIES	43,220.77
730280	2,157.99
CANINE EXPENSES	2,157.99
730310	10,155.74
UNIFORMS	10,155.74
730320	8,963.18
IT HARDWARE	8,963.18
730330	6,100.00
IT SOFTWARE	6,100.00
740140	23,187.02
VEHICLE MAINTENANCE - CONTROLLED	23,187.02
740504	1,093.70
ONLINE SERVICES	1,093.70
740510	6,439.31
PROFESSIONAL DEVELOPMENT	6,439.31
740512	15,885.00
PROFESSIONAL SERVICES	15,885.00
740518	-
PROFESSIONAL SERVICES-POLYGRAPH	-
740530	7,467.83
MOBILE PHONE AND DATA	7,467.83
740540	1,122.44
TRAVEL EXPENSE	1,122.44
740580	106.08
PRINTING	106.08
740640	1,224.98
CONTRACT SERVICES	1,224.98
740660	10,494.39
EQUIPMENT RENTAL	10,494.39
740680	475.00
MEMBERSHIP/ASSOCIATION DUES	475.00
730360	14,521.92
ARMORY EXPENSE	14,521.92
740145	3,296.63
EQUIPMENT MAINTENANCE/REPAIR - CONTROLLED	3,296.63
7200	1,026,814.40
710100	52,528.86
SALARY/OFFICIAL-DEPARTMENT HEAD	52,528.86
710110	603,779.53
SALARY/REGULAR	603,779.53
710130	14,789.35
SALARY/OVERTIME	14,789.35
710140	36.92
SALARY/CELL PHONE ALLOWANCE	36.92
710150	540.00
SALARY/SPECIAL PAY	540.00
720100	50,078.31
SOCIAL SECURITY	50,078.31
720110	128,914.11
EMPLOYEE INSURANCE	128,914.11

720120	84,227.92
RETIREMENT	84,227.92
720140	180.50
STATE UNEMPLOYMENT TAX	180.50
730100	6,574.60
OFFICE SUPPLIES	6,574.60
730240	23,637.06
FUEL - CONTROLLED	23,637.06
730260	225.00
VEHICLE SUPPLIES	225.00
730262	2,881.59
RADIO SUPPLIES	2,881.59
730270	6,244.10
LAW ENFORCEMENT SPECIFIC SUPPLIES	6,244.10
730310	4,469.96
UNIFORMS	4,469.96
730370	139.02
PERIODICALS	139.02
740140	11,769.86
VEHICLE MAINTENANCE - CONTROLLED	11,769.86
740420	4.85
COURIER SERVICE	4.85
740504	974.00
ONLINE SERVICES	974.00
740510	2,455.97
PROFESSIONAL DEVELOPMENT	2,455.97
740530	11,615.27
MOBILE PHONE AND DATA	11,615.27
740540	3,959.75
TRAVEL EXPENSE	3,959.75
740580	1,093.00
PRINTING	1,093.00
740640	753.33
CONTRACT SERVICES	753.33
740660	12,423.68
EQUIPMENT RENTAL	12,423.68
730360	2,517.86
ARMORY EXPENSE	2,517.86
7300	2,571,984.16
710100	52,528.86
SALARY/OFFICIAL-DEPARTMENT HEAD	52,528.86
710110	1,636,899.41
SALARY/REGULAR	1,636,899.41
710130	15,324.88
SALARY/OVERTIME	15,324.88
710150	5,040.00
SALARY/SPECIAL PAY	5,040.00
720100	127,690.47
SOCIAL SECURITY	127,690.47
720110	326,422.86
EMPLOYEE INSURANCE	326,422.86
720120	214,408.26
RETIREMENT	214,408.26
720140	551.66
STATE UNEMPLOYMENT TAX	551.66

730100	1,158.25
OFFICE SUPPLIES	1,158.25
730240	66,114.95
FUEL - CONTROLLED	66,114.95
730260	5,052.58
VEHICLE SUPPLIES	5,052.58
730270	15,308.63
LAW ENFORCEMENT SPECIFIC SUPPLIES	15,308.63
730280	2,319.31
CANINE EXPENSES	2,319.31
730310	16,751.00
UNIFORMS	16,751.00
730320	349.98
IT HARDWARE	349.98
730330	4,629.81
IT SOFTWARE	4,629.81
740140	45,972.94
VEHICLE MAINTENANCE - CONTROLLED	45,972.94
740510	3,655.00
PROFESSIONAL DEVELOPMENT	3,655.00
740530	19,627.04
MOBILE PHONE AND DATA	19,627.04
740540	751.95
TRAVEL EXPENSE	751.95
740580	3,254.80
PRINTING	3,254.80
740640	2,800.00
CONTRACT SERVICES	2,800.00
740660	4,695.87
EQUIPMENT RENTAL	4,695.87
740680	680.00
MEMBERSHIP/ASSOCIATION DUES	680.00
790100	(4.35)
REIMBURSEMENTS CLEARING	(4.35)
7400	2,080,271.38
710100	52,528.86
SALARY/OFFICIAL-DEPARTMENT HEAD	52,528.86
710110	1,269,844.43
SALARY/REGULAR	1,269,844.43
710130	16,030.05
SALARY/OVERTIME	16,030.05
710150	10,980.00
SALARY/SPECIAL PAY	10,980.00
720100	99,903.45
SOCIAL SECURITY	99,903.45
720110	278,014.41
EMPLOYEE INSURANCE	278,014.41
720120	169,144.84
RETIREMENT	169,144.84
720140	420.34
STATE UNEMPLOYMENT TAX	420.34
730240	63,107.71
FUEL - CONTROLLED	63,107.71
730270	32,419.79
LAW ENFORCEMENT SPECIFIC SUPPLIES	32,419.79

730280	299.95
CANINE EXPENSES	299.95
730310	12,025.66
UNIFORMS	12,025.66
740140	23,849.43
VEHICLE MAINTENANCE - CONTROLLED	23,849.43
740510	4,908.00
PROFESSIONAL DEVELOPMENT	4,908.00
740512	406.23
PROFESSIONAL SERVICES	406.23
740530	13,140.75
MOBILE PHONE AND DATA	13,140.75
740540	8,204.96
TRAVEL EXPENSE	8,204.96
740580	290.99
PRINTING	290.99
740640	1,750.00
CONTRACT SERVICES	1,750.00
740656	6,327.99
RENT AND LEASES	6,327.99
740660	16,673.54
EQUIPMENT RENTAL	16,673.54
790100	-
REIMBURSEMENTS CLEARING	-
7500	2,055,742.32
710100	52,528.86
SALARY/OFFICIAL-DEPARTMENT HEAD	52,528.86
710110	1,289,079.74
SALARY/REGULAR	1,289,079.74
710140	4,264.26
SALARY/CELL PHONE ALLOWANCE	4,264.26
710150	9,450.00
SALARY/SPECIAL PAY	9,450.00
720100	100,928.98
SOCIAL SECURITY	100,928.98
720110	279,272.09
EMPLOYEE INSURANCE	279,272.09
720120	169,957.27
RETIREMENT	169,957.27
720140	391.82
STATE UNEMPLOYMENT TAX	391.82
730100	2,079.58
OFFICE SUPPLIES	2,079.58
730240	28,829.32
FUEL - CONTROLLED	28,829.32
730250	332.01
SHOP SUPPLIES	332.01
730270	40,051.34
LAW ENFORCEMENT SPECIFIC SUPPLIES	40,051.34
730280	1,584.52
CANINE EXPENSES	1,584.52
730310	2,165.60
UNIFORMS	2,165.60
730320	301.75
IT HARDWARE	301.75

740140	13,171.16
VEHICLE MAINTENANCE - CONTROLLED	13,171.16
740510	5,122.60
PROFESSIONAL DEVELOPMENT	5,122.60
740512	937.29
PROFESSIONAL SERVICES	937.29
740530	8,671.59
MOBILE PHONE AND DATA	8,671.59
740540	5,031.15
TRAVEL EXPENSE	5,031.15
740580	483.08
PRINTING	483.08
740640	5,825.00
CONTRACT SERVICES	5,825.00
740660	3,917.40
EQUIPMENT RENTAL	3,917.40
740680	2,170.00
MEMBERSHIP/ASSOCIATION DUES	2,170.00
750600	29,195.91
CAPITAL OUTLAY-VEHICLES	29,195.91
8100	444,711.58
710110	29,666.91
SALARY/REGULAR	29,666.91
710130	448.76
SALARY/OVERTIME	448.76
720100	2,189.74
SOCIAL SECURITY	2,189.74
720110	6,831.87
EMPLOYEE INSURANCE	6,831.87
720120	3,776.51
RETIREMENT	3,776.51
720140	8.85
STATE UNEMPLOYMENT TAX	8.85
740170	113,932.00
PETIT JURORS	113,932.00
740220	7,000.00
LEGAL/LITIGATION COSTS	7,000.00
740290	1,209.89
OTHER LITIGATION-APPOINTED ATTORNEY	1,209.89
740310	65,306.25
APPOINTED ATTORNEY-CIVIL	65,306.25
740470	66,260.00
EXPERT WITNESS	66,260.00
740484	22,575.20
COURT REPORTER TRANSCRIPT	22,575.20
740504	293.88
ONLINE SERVICES	293.88
740510	350.00
PROFESSIONAL DEVELOPMENT	350.00
740524	92,899.34
PROFESSIONAL SERVICES-INTERPRETER	92,899.34
740530	37.99
MOBILE PHONE AND DATA	37.99
740540	82.75
TRAVEL EXPENSE	82.75

740560	111.10
TRANSPORTATION	111.10
740640	19,467.25
CONTRACT SERVICES	19,467.25
740692	4,792.91
DA WITNESS EXPENSE	4,792.91
740694	8,818.18
FOOD SERVICE	8,818.18
740740	-
BANK SERVICE CHARGES	-
790100	(1,347.80)
REIMBURSEMENTS CLEARING	(1,347.80)
8101	2,122,599.23
740270	1,870,170.02
APPOINTED ATTORNEY	1,870,170.02
740290	5,400.88
OTHER LITIGATION-APPOINTED ATTORNEY	5,400.88
740370	56,250.00
APPOINTED ATTORNEY-JUVENILE	56,250.00
740460	70,207.84
INVESTIGATOR	70,207.84
740470	85,704.49
EXPERT WITNESS	85,704.49
740484	32,366.00
COURT REPORTER TRANSCRIPT	32,366.00
740512	2,500.00
PROFESSIONAL SERVICES	2,500.00
790100	-
REIMBURSEMENTS CLEARING	-
8102	414,426.80
740290	87.80
OTHER LITIGATION-APPOINTED ATTORNEY	87.80
740310	414,339.00
APPOINTED ATTORNEY-CIVIL	414,339.00
8103	206,087.13
710100	17,732.58
SALARY/OFFICIAL-DEPARTMENT HEAD	17,732.58
710110	124,712.34
SALARY/REGULAR	124,712.34
710130	50.86
SALARY/OVERTIME	50.86
720100	10,668.88
SOCIAL SECURITY	10,668.88
720110	31,218.66
EMPLOYEE INSURANCE	31,218.66
720120	17,869.00
RETIREMENT	17,869.00
720140	81.63
STATE UNEMPLOYMENT TAX	81.63
730100	852.60
OFFICE SUPPLIES	852.60
730330	60.00
IT SOFTWARE	60.00
740530	978.68
MOBILE PHONE AND DATA	978.68

740570	123.00
ADVERTISING	123.00
740640	102.99
CONTRACT SERVICES	102.99
740660	1,632.92
EQUIPMENT RENTAL	1,632.92
790100	-
REIMBURSEMENTS CLEARING	-
730101	2.99
FOOD SUPPLIES	2.99
8210	198,949.25
710100	63,446.08
SALARY/OFFICIAL-DEPARTMENT HEAD	63,446.08
710110	84,094.04
SALARY/REGULAR	84,094.04
720100	8,393.14
SOCIAL SECURITY	8,393.14
720110	21,008.28
EMPLOYEE INSURANCE	21,008.28
720120	18,501.52
RETIREMENT	18,501.52
720140	31.84
STATE UNEMPLOYMENT TAX	31.84
730100	489.96
OFFICE SUPPLIES	489.96
740510	75.00
PROFESSIONAL DEVELOPMENT	75.00
740540	964.75
TRAVEL EXPENSE	964.75
740640	1,747.71
CONTRACT SERVICES	1,747.71
740694	196.93
FOOD SERVICE	196.93
8220	355,576.69
710100	64,684.58
SALARY/OFFICIAL-DEPARTMENT HEAD	64,684.58
710110	196,479.41
SALARY/REGULAR	196,479.41
710130	-
SALARY/OVERTIME	-
720100	17,199.77
SOCIAL SECURITY	17,199.77
720110	42,408.21
EMPLOYEE INSURANCE	42,408.21
720120	32,749.96
RETIREMENT	32,749.96
720140	58.01
STATE UNEMPLOYMENT TAX	58.01
730100	615.19
OFFICE SUPPLIES	615.19
740510	1,314.96
PROFESSIONAL DEVELOPMENT	1,314.96
740530	66.60
MOBILE PHONE AND DATA	66.60
8230	291,678.15

710100	54,346.14
SALARY/OFFICIAL-DEPARTMENT HEAD	54,346.14
710110	155,387.97
SALARY/REGULAR	155,387.97
720100	15,007.50
SOCIAL SECURITY	15,007.50
720110	32,421.07
EMPLOYEE INSURANCE	32,421.07
720120	26,300.63
RETIREMENT	26,300.63
720140	46.05
STATE UNEMPLOYMENT TAX	46.05
730100	2,913.40
OFFICE SUPPLIES	2,913.40
740510	650.00
PROFESSIONAL DEVELOPMENT	650.00
740580	490.00
PRINTING	490.00
740660	3,465.24
EQUIPMENT RENTAL	3,465.24
740680	75.00
MEMBERSHIP/ASSOCIATION DUES	75.00
740694	595.15
FOOD SERVICE	595.15
790100	(20.00)
REIMBURSEMENTS CLEARING	(20.00)
8240	224,652.76
710100	63,446.08
SALARY/OFFICIAL-DEPARTMENT HEAD	63,446.08
710110	104,030.01
SALARY/REGULAR	104,030.01
710130	21.40
SALARY/OVERTIME	21.40
720100	9,933.33
SOCIAL SECURITY	9,933.33
720110	21,661.70
EMPLOYEE INSURANCE	21,661.70
720120	21,004.14
RETIREMENT	21,004.14
720140	39.56
STATE UNEMPLOYMENT TAX	39.56
730100	470.58
OFFICE SUPPLIES	470.58
740540	713.00
TRAVEL EXPENSE	713.00
740640	407.63
CONTRACT SERVICES	407.63
740660	2,851.56
EQUIPMENT RENTAL	2,851.56
740694	65.88
FOOD SERVICE	65.88
740260	7.89
INTEREST ON CREDIT CARDS	7.89
8250	200,311.67
710100	66,946.14

SALARY/OFFICIAL-DEPARTMENT HEAD	66,946.14
710110	80,986.68
SALARY/REGULAR	80,986.68
720100	8,496.66
SOCIAL SECURITY	8,496.66
720110	22,429.64
EMPLOYEE INSURANCE	22,429.64
720120	18,550.71
RETIREMENT	18,550.71
720140	24.71
STATE UNEMPLOYMENT TAX	24.71
730100	208.40
OFFICE SUPPLIES	208.40
740540	1,142.88
TRAVEL EXPENSE	1,142.88
740640	212.85
CONTRACT SERVICES	212.85
740660	1,313.00
EQUIPMENT RENTAL	1,313.00
8310	143,912.59
710100	5,833.32
SALARY/OFFICIAL-DEPARTMENT HEAD	5,833.32
710110	90,593.54
SALARY/REGULAR	90,593.54
710130	51.03
SALARY/OVERTIME	51.03
710140	332.28
SALARY/CELL PHONE ALLOWANCE	332.28
720100	7,264.37
SOCIAL SECURITY	7,264.37
720110	23,040.46
EMPLOYEE INSURANCE	23,040.46
720120	12,139.94
RETIREMENT	12,139.94
720140	25.45
STATE UNEMPLOYMENT TAX	25.45
730100	1,215.11
OFFICE SUPPLIES	1,215.11
740510	620.00
PROFESSIONAL DEVELOPMENT	620.00
740660	2,969.35
EQUIPMENT RENTAL	2,969.35
740680	75.00
MEMBERSHIP/ASSOCIATION DUES	75.00
790100	(247.26)
REIMBURSEMENTS CLEARING	(247.26)
8320	275,880.23
710100	5,833.32
SALARY/OFFICIAL-DEPARTMENT HEAD	5,833.32
710110	184,537.16
SALARY/REGULAR	184,537.16
720100	14,265.12
SOCIAL SECURITY	14,265.12
720110	38,592.56
EMPLOYEE INSURANCE	38,592.56

720120	23,872.34
RETIREMENT	23,872.34
720140	49.62
STATE UNEMPLOYMENT TAX	49.62
730100	698.83
OFFICE SUPPLIES	698.83
740510	1,865.15
PROFESSIONAL DEVELOPMENT	1,865.15
740530	153.75
MOBILE PHONE AND DATA	153.75
740640	387.28
CONTRACT SERVICES	387.28
740660	5,268.24
EQUIPMENT RENTAL	5,268.24
740694	322.84
FOOD SERVICE	322.84
740250	34.02
PENALTY/LATE CHARGE	34.02
8330	256,133.72
710100	5,833.32
SALARY/OFFICIAL-DEPARTMENT HEAD	5,833.32
710110	175,838.37
SALARY/REGULAR	175,838.37
720100	13,556.59
SOCIAL SECURITY	13,556.59
720110	32,321.25
EMPLOYEE INSURANCE	32,321.25
720120	22,781.64
RETIREMENT	22,781.64
720140	45.00
STATE UNEMPLOYMENT TAX	45.00
730100	1,108.69
OFFICE SUPPLIES	1,108.69
740510	150.00
PROFESSIONAL DEVELOPMENT	150.00
740540	1,497.30
TRAVEL EXPENSE	1,497.30
740640	3,001.56
CONTRACT SERVICES	3,001.56
8340	173,341.21
710100	5,833.32
SALARY/OFFICIAL-DEPARTMENT HEAD	5,833.32
710110	110,508.09
SALARY/REGULAR	110,508.09
720100	8,649.59
SOCIAL SECURITY	8,649.59
720110	23,040.46
EMPLOYEE INSURANCE	23,040.46
720120	14,589.18
RETIREMENT	14,589.18
720140	33.72
STATE UNEMPLOYMENT TAX	33.72
730100	394.28
OFFICE SUPPLIES	394.28
740510	2,636.46

PROFESSIONAL DEVELOPMENT	2,636.46
740530	465.25
MOBILE PHONE AND DATA	465.25
740580	1,152.00
PRINTING	1,152.00
740640	5,666.00
CONTRACT SERVICES	5,666.00
740680	150.00
MEMBERSHIP/ASSOCIATION DUES	150.00
740694	182.85
FOOD SERVICE	182.85
740740	40.01
BANK SERVICE CHARGES	40.01
790100	-
REIMBURSEMENTS CLEARING	-
8350	256,317.59
710100	5,833.32
SALARY/OFFICIAL-DEPARTMENT HEAD	5,833.32
710110	176,017.65
SALARY/REGULAR	176,017.65
720100	13,502.99
SOCIAL SECURITY	13,502.99
720110	33,030.82
EMPLOYEE INSURANCE	33,030.82
720120	22,804.29
RETIREMENT	22,804.29
720140	43.64
STATE UNEMPLOYMENT TAX	43.64
730100	1,374.01
OFFICE SUPPLIES	1,374.01
740510	150.00
PROFESSIONAL DEVELOPMENT	150.00
740540	1,057.63
TRAVEL EXPENSE	1,057.63
740660	2,982.80
EQUIPMENT RENTAL	2,982.80
790100	(479.56)
REIMBURSEMENTS CLEARING	(479.56)
8360	268,861.50
710100	5,833.32
SALARY/OFFICIAL-DEPARTMENT HEAD	5,833.32
710110	183,974.28
SALARY/REGULAR	183,974.28
720100	14,189.62
SOCIAL SECURITY	14,189.62
720110	34,255.28
EMPLOYEE INSURANCE	34,255.28
720120	23,801.85
RETIREMENT	23,801.85
720140	43.48
STATE UNEMPLOYMENT TAX	43.48
730100	2,295.43
OFFICE SUPPLIES	2,295.43
740504	120.00
ONLINE SERVICES	120.00

740540	913.10
TRAVEL EXPENSE	913.10
740580	358.00
PRINTING	358.00
740660	3,103.04
EQUIPMENT RENTAL	3,103.04
790100	(25.90)
REIMBURSEMENTS CLEARING	(25.90)
8370	194,963.84
710100	5,833.32
SALARY/OFFICIAL-DEPARTMENT HEAD	5,833.32
710110	132,357.59
SALARY/REGULAR	132,357.59
710130	868.43
SALARY/OVERTIME	868.43
720100	10,375.68
SOCIAL SECURITY	10,375.68
720110	26,803.54
EMPLOYEE INSURANCE	26,803.54
720120	17,437.94
RETIREMENT	17,437.94
720140	35.36
STATE UNEMPLOYMENT TAX	35.36
730100	137.54
OFFICE SUPPLIES	137.54
740510	1,113.45
PROFESSIONAL DEVELOPMENT	1,113.45
740660	4.83
EQUIPMENT RENTAL	4.83
790100	(3.84)
REIMBURSEMENTS CLEARING	(3.84)
8401	186,336.25
710100	28,926.00
SALARY/OFFICIAL-DEPARTMENT HEAD	28,926.00
710110	38,527.22
SALARY/REGULAR	38,527.22
720100	5,008.13
SOCIAL SECURITY	5,008.13
720110	16,822.23
EMPLOYEE INSURANCE	16,822.23
720120	8,458.67
RETIREMENT	8,458.67
720140	21.84
STATE UNEMPLOYMENT TAX	21.84
730100	1,802.33
OFFICE SUPPLIES	1,802.33
740512	49,801.00
PROFESSIONAL SERVICES	49,801.00
740516	35,500.99
PROFESSIONAL SERVICES-URINALYSIS	35,500.99
740660	1,107.84
EQUIPMENT RENTAL	1,107.84
740145	360.00
EQUIPMENT MAINTENANCE/REPAIR - CONTROLLED	360.00
8402	95,585.23

710110	19,281.61
SALARY/REGULAR	19,281.61
720100	1,466.80
SOCIAL SECURITY	1,466.80
720110	5,607.41
EMPLOYEE INSURANCE	5,607.41
720120	2,417.94
RETIREMENT	2,417.94
720140	6.43
STATE UNEMPLOYMENT TAX	6.43
730100	4,060.80
OFFICE SUPPLIES	4,060.80
740512	34,004.00
PROFESSIONAL SERVICES	34,004.00
740516	28,740.24
PROFESSIONAL SERVICES-URINALYSIS	28,740.24
8403	141,308.45
710110	89,773.31
SALARY/REGULAR	89,773.31
720100	6,564.23
SOCIAL SECURITY	6,564.23
720110	28,694.33
EMPLOYEE INSURANCE	28,694.33
720120	11,257.62
RETIREMENT	11,257.62
720140	30.62
STATE UNEMPLOYMENT TAX	30.62
730100	773.18
OFFICE SUPPLIES	773.18
730330	149.90
IT SOFTWARE	149.90
740510	204.84
PROFESSIONAL DEVELOPMENT	204.84
740660	3,860.42
EQUIPMENT RENTAL	3,860.42
8510	357,776.99
710100	48,443.40
SALARY/OFFICIAL-DEPARTMENT HEAD	48,443.40
710110	180,771.51
SALARY/REGULAR	180,771.51
720100	17,192.50
SOCIAL SECURITY	17,192.50
720110	49,239.22
EMPLOYEE INSURANCE	49,239.22
720120	28,841.30
RETIREMENT	28,841.30
720140	64.95
STATE UNEMPLOYMENT TAX	64.95
730100	2,417.05
OFFICE SUPPLIES	2,417.05
740140	1,098.10
VEHICLE MAINTENANCE - CONTROLLED	1,098.10
740510	1,060.00
PROFESSIONAL DEVELOPMENT	1,060.00
740512	1,481.39

PROFESSIONAL SERVICES	1,481.39
740560	1,680.00
TRANSPORTATION	1,680.00
740580	810.00
PRINTING	810.00
740644	18,041.45
COLLECTION SERVICES	18,041.45
740660	6,476.12
EQUIPMENT RENTAL	6,476.12
740680	160.00
MEMBERSHIP/ASSOCIATION DUES	160.00
8520	213,897.31
710100	50,865.66
SALARY/OFFICIAL-DEPARTMENT HEAD	50,865.66
710110	88,436.82
SALARY/REGULAR	88,436.82
710130	93.70
SALARY/OVERTIME	93.70
720100	10,448.53
SOCIAL SECURITY	10,448.53
720110	30,483.39
EMPLOYEE INSURANCE	30,483.39
720120	17,568.77
RETIREMENT	17,568.77
720140	31.19
STATE UNEMPLOYMENT TAX	31.19
730100	2,279.41
OFFICE SUPPLIES	2,279.41
730240	284.15
FUEL - CONTROLLED	284.15
730320	1,370.26
IT HARDWARE	1,370.26
740140	34.75
VEHICLE MAINTENANCE - CONTROLLED	34.75
740510	715.00
PROFESSIONAL DEVELOPMENT	715.00
740512	3,083.64
PROFESSIONAL SERVICES	3,083.64
740530	426.24
MOBILE PHONE AND DATA	426.24
740640	109.56
CONTRACT SERVICES	109.56
740644	7,466.97
COLLECTION SERVICES	7,466.97
740660	9.27
EQUIPMENT RENTAL	9.27
740680	190.00
MEMBERSHIP/ASSOCIATION DUES	190.00
8530	445,780.73
710100	50,865.66
SALARY/OFFICIAL-DEPARTMENT HEAD	50,865.66
710110	241,144.81
SALARY/REGULAR	241,144.81
710130	8,597.75
SALARY/OVERTIME	8,597.75

710140	498.42
SALARY/CELL PHONE ALLOWANCE	498.42
720100	22,514.34
SOCIAL SECURITY	22,514.34
720110	78,483.99
EMPLOYEE INSURANCE	78,483.99
720120	37,849.05
RETIREMENT	37,849.05
720140	92.09
STATE UNEMPLOYMENT TAX	92.09
730100	1,431.02
OFFICE SUPPLIES	1,431.02
740140	467.21
VEHICLE MAINTENANCE - CONTROLLED	467.21
740512	117.60
PROFESSIONAL SERVICES	117.60
740540	269.22
TRAVEL EXPENSE	269.22
740560	476.57
TRANSPORTATION	476.57
740660	2,858.00
EQUIPMENT RENTAL	2,858.00
740680	115.00
MEMBERSHIP/ASSOCIATION DUES	115.00
8540	356,248.77
710100	50,865.66
SALARY/OFFICIAL-DEPARTMENT HEAD	50,865.66
710110	172,791.38
SALARY/REGULAR	172,791.38
710140	-
SALARY/CELL PHONE ALLOWANCE	-
720100	16,555.20
SOCIAL SECURITY	16,555.20
720110	63,603.93
EMPLOYEE INSURANCE	63,603.93
720120	28,046.64
RETIREMENT	28,046.64
720140	60.51
STATE UNEMPLOYMENT TAX	60.51
730100	1,513.31
OFFICE SUPPLIES	1,513.31
740560	815.00
TRANSPORTATION	815.00
740640	744.94
CONTRACT SERVICES	744.94
740644	17,321.38
COLLECTION SERVICES	17,321.38
740660	3,815.82
EQUIPMENT RENTAL	3,815.82
740680	115.00
MEMBERSHIP/ASSOCIATION DUES	115.00
8550	224,054.12
710100	50,865.66
SALARY/OFFICIAL-DEPARTMENT HEAD	50,865.66
710110	96,676.06

SALARY/REGULAR	96,676.06
710130	124.40
SALARY/OVERTIME	124.40
720100	11,198.36
SOCIAL SECURITY	11,198.36
720110	28,035.76
EMPLOYEE INSURANCE	28,035.76
720120	18,517.38
RETIREMENT	18,517.38
720140	40.16
STATE UNEMPLOYMENT TAX	40.16
730100	1,711.41
OFFICE SUPPLIES	1,711.41
730110	756.00
POSTAGE	756.00
740510	260.00
PROFESSIONAL DEVELOPMENT	260.00
740530	659.98
MOBILE PHONE AND DATA	659.98
740540	328.46
TRAVEL EXPENSE	328.46
740640	3,042.24
CONTRACT SERVICES	3,042.24
740644	11,578.29
COLLECTION SERVICES	11,578.29
740660	99.96
EQUIPMENT RENTAL	99.96
740680	160.00
MEMBERSHIP/ASSOCIATION DUES	160.00
6502	221,612.70
710110	147,307.06
SALARY/REGULAR	147,307.06
710130	-
SALARY/OVERTIME	-
720100	10,733.68
SOCIAL SECURITY	10,733.68
720110	38,635.77
EMPLOYEE INSURANCE	38,635.77
720120	18,472.30
RETIREMENT	18,472.30
720140	49.72
STATE UNEMPLOYMENT TAX	49.72
730100	731.07
OFFICE SUPPLIES	731.07
740510	1,750.00
PROFESSIONAL DEVELOPMENT	1,750.00
740530	473.60
MOBILE PHONE AND DATA	473.60
740660	3,459.50
EQUIPMENT RENTAL	3,459.50
3702	30.95
730100	30.95
OFFICE SUPPLIES	30.95
730220	-
REPLACEMENTS	-

8380	239,031.46
710100	5,833.32
SALARY/OFFICIAL-DEPARTMENT HEAD	5,833.32
710110	156,443.37
SALARY/REGULAR	156,443.37
720100	11,996.02
SOCIAL SECURITY	11,996.02
720110	34,771.85
EMPLOYEE INSURANCE	34,771.85
720120	20,349.45
RETIREMENT	20,349.45
720140	42.04
STATE UNEMPLOYMENT TAX	42.04
730100	4,983.79
OFFICE SUPPLIES	4,983.79
740510	1,804.37
PROFESSIONAL DEVELOPMENT	1,804.37
740540	1,139.25
TRAVEL EXPENSE	1,139.25
740640	1,750.12
CONTRACT SERVICES	1,750.12
790100	(82.12)
REIMBURSEMENTS CLEARING	(82.12)
6108	199,760.66
730270	1,324.39
LAW ENFORCEMENT SPECIFIC SUPPLIES	1,324.39
730360	198,436.27
ARMORY EXPENSE	198,436.27
6106	196,699.23
710110	118,099.20
SALARY/REGULAR	118,099.20
710130	754.21
SALARY/OVERTIME	754.21
710150	11,000.00
SALARY/SPECIAL PAY	11,000.00
720100	9,675.25
SOCIAL SECURITY	9,675.25
720110	27,424.82
EMPLOYEE INSURANCE	27,424.82
720120	16,283.72
RETIREMENT	16,283.72
720140	41.91
STATE UNEMPLOYMENT TAX	41.91
730270	-
LAW ENFORCEMENT SPECIFIC SUPPLIES	-
730280	1,499.09
CANINE EXPENSES	1,499.09
740110	980.00
IT SOFTWARE MAINTENANCE	980.00
740510	7,625.00
PROFESSIONAL DEVELOPMENT	7,625.00
740512	607.60
PROFESSIONAL SERVICES	607.60
740530	1,515.93
MOBILE PHONE AND DATA	1,515.93

740540	892.50
TRAVEL EXPENSE	892.50
740640	300.00
CONTRACT SERVICES	300.00
6102	573,665.61
710110	362,525.17
SALARY/REGULAR	362,525.17
710130	18,433.14
SALARY/OVERTIME	18,433.14
720100	28,667.39
SOCIAL SECURITY	28,667.39
720110	70,428.10
EMPLOYEE INSURANCE	70,428.10
720120	47,772.19
RETIREMENT	47,772.19
720140	112.70
STATE UNEMPLOYMENT TAX	112.70
730270	398.21
LAW ENFORCEMENT SPECIFIC SUPPLIES	398.21
740510	27,992.00
PROFESSIONAL DEVELOPMENT	27,992.00
740530	4,929.85
MOBILE PHONE AND DATA	4,929.85
740540	10,225.06
TRAVEL EXPENSE	10,225.06
740660	2,181.80
EQUIPMENT RENTAL	2,181.80
6105	44,640.71
710110	26,344.82
SALARY/REGULAR	26,344.82
720100	1,988.98
SOCIAL SECURITY	1,988.98
720110	5,607.41
EMPLOYEE INSURANCE	5,607.41
720120	3,303.63
RETIREMENT	3,303.63
720140	8.78
STATE UNEMPLOYMENT TAX	8.78
730270	920.07
LAW ENFORCEMENT SPECIFIC SUPPLIES	920.07
740140	4,782.76
VEHICLE MAINTENANCE - CONTROLLED	4,782.76
740530	484.26
MOBILE PHONE AND DATA	484.26
740656	1,200.00
RENT AND LEASES	1,200.00
6109	214,289.80
710110	141,264.16
SALARY/REGULAR	141,264.16
710130	10,526.82
SALARY/OVERTIME	10,526.82
720100	11,315.40
SOCIAL SECURITY	11,315.40
720110	26,713.89
EMPLOYEE INSURANCE	26,713.89

720120	19,034.57
RETIREMENT	19,034.57
720140	39.85
STATE UNEMPLOYMENT TAX	39.85
730270	47.11
LAW ENFORCEMENT SPECIFIC SUPPLIES	47.11
740510	1,550.00
PROFESSIONAL DEVELOPMENT	1,550.00
740530	1,136.88
MOBILE PHONE AND DATA	1,136.88
740660	2,661.12
EQUIPMENT RENTAL	2,661.12
6103	8,660.15
710110	-
SALARY/REGULAR	-
720100	0.07
SOCIAL SECURITY	0.07
720120	(0.00)
RETIREMENT	(0.00)
730270	85.89
LAW ENFORCEMENT SPECIFIC SUPPLIES	85.89
740510	500.00
PROFESSIONAL DEVELOPMENT	500.00
740530	1,288.84
MOBILE PHONE AND DATA	1,288.84
740540	6,785.35
TRAVEL EXPENSE	6,785.35
6107	1,320.34
710130	1,099.30
SALARY/OVERTIME	1,099.30
720100	83.18
SOCIAL SECURITY	83.18
720120	137.86
RETIREMENT	137.86
3242	7,500.00
740640	7,500.00
CONTRACT SERVICES	7,500.00
3800	208,875.32
710100	47,704.62
SALARY/OFFICIAL-DEPARTMENT HEAD	47,704.62
710110	97,826.53
SALARY/REGULAR	97,826.53
710130	1,926.58
SALARY/OVERTIME	1,926.58
710140	332.28
SALARY/CELL PHONE ALLOWANCE	332.28
720100	10,990.23
SOCIAL SECURITY	10,990.23
720110	28,033.18
EMPLOYEE INSURANCE	28,033.18
720120	18,610.33
RETIREMENT	18,610.33
720140	39.83
STATE UNEMPLOYMENT TAX	39.83
730100	1,099.82

OFFICE SUPPLIES	1,099.82
740140	25.50
VEHICLE MAINTENANCE - CONTROLLED	25.50
740530	96.81
MOBILE PHONE AND DATA	96.81
740540	372.74
TRAVEL EXPENSE	372.74
740660	1,816.87
EQUIPMENT RENTAL	1,816.87
6104	3,269.36
710110	114.24
SALARY/REGULAR	114.24
710130	784.62
SALARY/OVERTIME	784.62
720100	67.79
SOCIAL SECURITY	67.79
720120	112.71
RETIREMENT	112.71
740510	2,190.00
PROFESSIONAL DEVELOPMENT	2,190.00
8260	237,487.46
710100	48,307.68
SALARY/OFFICIAL-DEPARTMENT HEAD	48,307.68
710110	123,927.78
SALARY/REGULAR	123,927.78
720100	12,952.37
SOCIAL SECURITY	12,952.37
720110	26,190.04
EMPLOYEE INSURANCE	26,190.04
720120	21,598.32
RETIREMENT	21,598.32
720140	43.14
STATE UNEMPLOYMENT TAX	43.14
730100	599.25
OFFICE SUPPLIES	599.25
740510	725.00
PROFESSIONAL DEVELOPMENT	725.00
740640	61.94
CONTRACT SERVICES	61.94
740660	2,888.57
EQUIPMENT RENTAL	2,888.57
740694	193.37
FOOD SERVICE	193.37
8000	64,636.04
710100	21,807.72
SALARY/OFFICIAL-DEPARTMENT HEAD	21,807.72
710110	27,796.14
SALARY/REGULAR	27,796.14
720100	3,782.15
SOCIAL SECURITY	3,782.15
720110	5,013.50
EMPLOYEE INSURANCE	5,013.50
720120	6,220.26
RETIREMENT	6,220.26
720140	16.27

STATE UNEMPLOYMENT TAX	16.27
4401	18,005.00
740640	18,005.00
CONTRACT SERVICES	18,005.00
200	14,068,782.90
ROAD AND BRIDGE	14,068,782.90
2600	126,888.41
730100	2,179.53
OFFICE SUPPLIES	2,179.53
730240	2,609.12
FUEL - CONTROLLED	2,609.12
730250	4,584.02
SHOP SUPPLIES	4,584.02
740140	17,264.67
VEHICLE MAINTENANCE - CONTROLLED	17,264.67
740510	2,175.00
PROFESSIONAL DEVELOPMENT	2,175.00
740512	12,171.70
PROFESSIONAL SERVICES	12,171.70
740540	1,218.75
TRAVEL EXPENSE	1,218.75
740650	84,685.62
SIGN AND SIGNAL MAINTENANCE	84,685.62
9000	7,399.04
750800	7,399.04
MAJOR PROJECTS	7,399.04
9100	2,858,485.20
710100	67,616.10
SALARY/OFFICIAL-DEPARTMENT HEAD	67,616.10
710110	1,135,668.99
SALARY/REGULAR	1,135,668.99
710130	52,088.15
SALARY/OVERTIME	52,088.15
710140	406.12
SALARY/CELL PHONE ALLOWANCE	406.12
720100	92,224.48
SOCIAL SECURITY	92,224.48
720110	329,083.65
EMPLOYEE INSURANCE	329,083.65
720120	158,415.70
RETIREMENT	158,415.70
720140	380.77
STATE UNEMPLOYMENT TAX	380.77
730100	5,479.66
OFFICE SUPPLIES	5,479.66
730140	1,232.70
JANITOR SUPPLIES	1,232.70
730180	12,264.00
CULVERTS	12,264.00
730190	103,488.19
ROAD MATERIALS	103,488.19
730200	55,782.67
CRUSHED CONCRETE/REJECT	55,782.67
730240	132,817.52
FUEL - CONTROLLED	132,817.52

730250	42,888.43
SHOP SUPPLIES	42,888.43
730260	89,985.09
VEHICLE SUPPLIES	89,985.09
730270	34,412.26
LAW ENFORCEMENT SPECIFIC SUPPLIES	34,412.26
730310	13,017.70
UNIFORMS	13,017.70
730390	277.15
MEDICAL SUPPLIES	277.15
740140	40,187.62
VEHICLE MAINTENANCE - CONTROLLED	40,187.62
740150	64,916.50
LANDSCAPE MAINTENANCE	64,916.50
740510	1,187.58
PROFESSIONAL DEVELOPMENT	1,187.58
740512	92,207.43
PROFESSIONAL SERVICES	92,207.43
740530	3,503.88
MOBILE PHONE AND DATA	3,503.88
740540	69.38
TRAVEL EXPENSE	69.38
740640	46,122.75
CONTRACT SERVICES	46,122.75
740650	23,201.32
SIGN AND SIGNAL MAINTENANCE	23,201.32
740660	24,312.90
EQUIPMENT RENTAL	24,312.90
750600	55,925.00
CAPITAL OUTLAY-VEHICLES	55,925.00
750800	175,032.50
MAJOR PROJECTS	175,032.50
790100	(749.10)
REIMBURSEMENTS CLEARING	(749.10)
740145	5,038.11
EQUIPMENT MAINTENANCE/REPAIR - CONTROLLED	5,038.11
9200	2,504,272.01
710100	67,616.10
SALARY/OFFICIAL-DEPARTMENT HEAD	67,616.10
710110	823,829.43
SALARY/REGULAR	823,829.43
710130	493.62
SALARY/OVERTIME	493.62
710140	581.58
SALARY/CELL PHONE ALLOWANCE	581.58
720100	64,462.52
SOCIAL SECURITY	64,462.52
720110	227,203.58
EMPLOYEE INSURANCE	227,203.58
720120	112,650.86
RETIREMENT	112,650.86
720140	270.86
STATE UNEMPLOYMENT TAX	270.86
730100	4,693.14
OFFICE SUPPLIES	4,693.14

730180	15,814.20
CULVERTS	15,814.20
730190	495,477.00
ROAD MATERIALS	495,477.00
730220	2,146.75
REPLACEMENTS	2,146.75
730240	96,917.03
FUEL - CONTROLLED	96,917.03
730250	85,965.98
SHOP SUPPLIES	85,965.98
730260	80,825.85
VEHICLE SUPPLIES	80,825.85
730270	12,460.00
LAW ENFORCEMENT SPECIFIC SUPPLIES	12,460.00
730310	7,049.49
UNIFORMS	7,049.49
740510	(377.91)
PROFESSIONAL DEVELOPMENT	(377.91)
740512	141,535.80
PROFESSIONAL SERVICES	141,535.80
740530	3,190.34
MOBILE PHONE AND DATA	3,190.34
740640	5,735.21
CONTRACT SERVICES	5,735.21
740650	10,837.20
SIGN AND SIGNAL MAINTENANCE	10,837.20
740660	49.93
EQUIPMENT RENTAL	49.93
750400	92,271.00
CAPITAL OUTLAY-FURNITURE FIXTURES AND EQUIPMENT	92,271.00
750600	152,572.45
CAPITAL OUTLAY-VEHICLES	152,572.45
9300	3,097,926.33
710100	67,616.10
SALARY/OFFICIAL-DEPARTMENT HEAD	67,616.10
710110	565,377.47
SALARY/REGULAR	565,377.47
710130	17,474.82
SALARY/OVERTIME	17,474.82
710140	2,192.25
SALARY/CELL PHONE ALLOWANCE	2,192.25
720100	46,661.10
SOCIAL SECURITY	46,661.10
720110	128,310.71
EMPLOYEE INSURANCE	128,310.71
720120	82,167.85
RETIREMENT	82,167.85
720140	190.34
STATE UNEMPLOYMENT TAX	190.34
730100	4,068.32
OFFICE SUPPLIES	4,068.32
730190	456,849.34
ROAD MATERIALS	456,849.34
730200	6,571.78
CRUSHED CONCRETE/REJECT	6,571.78

730240	27,015.74
FUEL - CONTROLLED	27,015.74
730250	16,535.81
SHOP SUPPLIES	16,535.81
730260	36,898.16
VEHICLE SUPPLIES	36,898.16
730270	1,336.64
LAW ENFORCEMENT SPECIFIC SUPPLIES	1,336.64
730300	28,000.00
COMMUNITY AWARENESS SUPPLIES	28,000.00
730310	949.00
UNIFORMS	949.00
730320	7,334.59
IT HARDWARE	7,334.59
730350	5,619.41
AGRICULTURE SUPPLIES	5,619.41
740140	71,111.98
VEHICLE MAINTENANCE - CONTROLLED	71,111.98
740150	4,164.14
LANDSCAPE MAINTENANCE	4,164.14
740430	182,864.52
STRIPING/SEALANT SERVICES	182,864.52
740440	8,281.25
CONCRETE/CURB REPAIR	8,281.25
740504	7,184.28
ONLINE SERVICES	7,184.28
740510	747.51
PROFESSIONAL DEVELOPMENT	747.51
740512	150,579.48
PROFESSIONAL SERVICES	150,579.48
740530	5,568.59
MOBILE PHONE AND DATA	5,568.59
740540	285.06
TRAVEL EXPENSE	285.06
740580	3,692.15
PRINTING	3,692.15
740640	2,022.96
CONTRACT SERVICES	2,022.96
740650	124,428.20
SIGN AND SIGNAL MAINTENANCE	124,428.20
740656	24,200.00
RENT AND LEASES	24,200.00
740660	10,542.08
EQUIPMENT RENTAL	10,542.08
740680	114.44
MEMBERSHIP/ASSOCIATION DUES	114.44
750200	75,446.18
CAPITAL OUTLAY-LAND	75,446.18
750400	77,593.50
CAPITAL OUTLAY-FURNITURE FIXTURES AND EQUIPMENT	77,593.50
750600	739,905.13
CAPITAL OUTLAY-VEHICLES	739,905.13
750800	62,710.17
MAJOR PROJECTS	62,710.17
790100	(19,639.30)

REIMBURSEMENTS CLEARING	(19,639.30)
730101	436.08
FOOD SUPPLIES	436.08
740520	64,518.50
PLANNING/MANAGEMENT	64,518.50
9400	2,217,547.09
710100	67,616.08
SALARY/OFFICIAL-DEPARTMENT HEAD	67,616.08
710110	986,682.90
SALARY/REGULAR	986,682.90
710130	68,989.95
SALARY/OVERTIME	68,989.95
710140	258.44
SALARY/CELL PHONE ALLOWANCE	258.44
720100	82,559.66
SOCIAL SECURITY	82,559.66
720110	285,611.18
EMPLOYEE INSURANCE	285,611.18
720120	142,084.37
RETIREMENT	142,084.37
720140	369.30
STATE UNEMPLOYMENT TAX	369.30
730100	6,166.08
OFFICE SUPPLIES	6,166.08
730110	7.85
POSTAGE	7.85
730180	38,816.32
CULVERTS	38,816.32
730190	58,718.76
ROAD MATERIALS	58,718.76
730200	105,477.96
CRUSHED CONCRETE/REJECT	105,477.96
730220	5,368.41
REPLACEMENTS	5,368.41
730240	182,995.89
FUEL - CONTROLLED	182,995.89
730250	19,658.61
SHOP SUPPLIES	19,658.61
730260	65,873.99
VEHICLE SUPPLIES	65,873.99
730310	6,098.46
UNIFORMS	6,098.46
730330	2,114.73
IT SOFTWARE	2,114.73
740140	17,634.87
VEHICLE MAINTENANCE - CONTROLLED	17,634.87
740150	16,148.00
LANDSCAPE MAINTENANCE	16,148.00
740410	3,886.80
TOLLS	3,886.80
740430	15,305.60
STRIPING/SEALANT SERVICES	15,305.60
740440	20,608.40
CONCRETE/CURB REPAIR	20,608.40
740510	320.00

PROFESSIONAL DEVELOPMENT	320.00
740512	17,536.43
PROFESSIONAL SERVICES	17,536.43
740530	10,070.14
MOBILE PHONE AND DATA	10,070.14
740550	7,271.40
SAFETY PROGRAM	7,271.40
740622	811.20
GAS - CONTROLLED	811.20
740640	4,674.61
CONTRACT SERVICES	4,674.61
740650	8,630.31
SIGN AND SIGNAL MAINTENANCE	8,630.31
740660	7,827.76
EQUIPMENT RENTAL	7,827.76
740930	69.63
DAMAGE REPAIRS	69.63
750600	43,140.12
CAPITAL OUTLAY-VEHICLES	43,140.12
750800	41,219.88
MAJOR PROJECTS	41,219.88
790100	(123,077.00)
REIMBURSEMENTS CLEARING	(123,077.00)
9500	888,641.32
710100	93,829.06
SALARY/OFFICIAL-DEPARTMENT HEAD	93,829.06
710110	471,468.09
SALARY/REGULAR	471,468.09
710140	2,191.60
SALARY/CELL PHONE ALLOWANCE	2,191.60
720100	42,590.01
SOCIAL SECURITY	42,590.01
720110	91,651.30
EMPLOYEE INSURANCE	91,651.30
720120	71,200.09
RETIREMENT	71,200.09
720140	164.10
STATE UNEMPLOYMENT TAX	164.10
730100	2,309.12
OFFICE SUPPLIES	2,309.12
730320	2,066.00
IT HARDWARE	2,066.00
740140	9.25
VEHICLE MAINTENANCE - CONTROLLED	9.25
740512	62,300.00
PROFESSIONAL SERVICES	62,300.00
740540	1,097.18
TRAVEL EXPENSE	1,097.18
740660	3,428.52
EQUIPMENT RENTAL	3,428.52
750600	44,337.00
CAPITAL OUTLAY-VEHICLES	44,337.00
9107	110,279.57
710110	54,660.72
SALARY/REGULAR	54,660.72

710130	9,350.61
SALARY/OVERTIME	9,350.61
720100	4,884.84
SOCIAL SECURITY	4,884.84
720110	11,214.82
EMPLOYEE INSURANCE	11,214.82
720120	8,027.02
RETIREMENT	8,027.02
720140	21.20
STATE UNEMPLOYMENT TAX	21.20
730100	66.57
OFFICE SUPPLIES	66.57
730250	1,455.08
SHOP SUPPLIES	1,455.08
730310	181.65
UNIFORMS	181.65
740150	6,150.00
LANDSCAPE MAINTENANCE	6,150.00
740512	5,600.96
PROFESSIONAL SERVICES	5,600.96
740640	8,651.10
CONTRACT SERVICES	8,651.10
740660	15.00
EQUIPMENT RENTAL	15.00
9109	155,735.51
710110	95,712.21
SALARY/REGULAR	95,712.21
710130	546.71
SALARY/OVERTIME	546.71
720100	7,256.22
SOCIAL SECURITY	7,256.22
720110	26,099.15
EMPLOYEE INSURANCE	26,099.15
720120	12,070.88
RETIREMENT	12,070.88
720140	36.63
STATE UNEMPLOYMENT TAX	36.63
730250	116.00
SHOP SUPPLIES	116.00
730310	266.95
UNIFORMS	266.95
730390	167.75
MEDICAL SUPPLIES	167.75
740512	984.00
PROFESSIONAL SERVICES	984.00
740640	12,479.01
CONTRACT SERVICES	12,479.01
9407	427,498.02
710110	237,111.69
SALARY/REGULAR	237,111.69
710130	10,550.01
SALARY/OVERTIME	10,550.01
720100	18,755.19
SOCIAL SECURITY	18,755.19
720110	80,949.94

EMPLOYEE INSURANCE	80,949.94
720120	31,278.28
RETIREMENT	31,278.28
720140	97.30
STATE UNEMPLOYMENT TAX	97.30
730100	38.97
OFFICE SUPPLIES	38.97
730140	9,520.06
JANITOR SUPPLIES	9,520.06
730190	400.00
ROAD MATERIALS	400.00
730220	239.64
REPLACEMENTS	239.64
730250	6,834.58
SHOP SUPPLIES	6,834.58
730260	4,963.31
VEHICLE SUPPLIES	4,963.31
730310	2,302.03
UNIFORMS	2,302.03
730350	489.81
AGRICULTURE SUPPLIES	489.81
740140	784.50
VEHICLE MAINTENANCE - CONTROLLED	784.50
740150	3,150.00
LANDSCAPE MAINTENANCE	3,150.00
740410	500.00
TOLLS	500.00
740510	335.00
PROFESSIONAL DEVELOPMENT	335.00
740512	2,974.73
PROFESSIONAL SERVICES	2,974.73
740530	1,306.92
MOBILE PHONE AND DATA	1,306.92
740622	783.00
GAS - CONTROLLED	783.00
740640	13,192.45
CONTRACT SERVICES	13,192.45
740654	746.98
COMMUNITY BUILDING/VOTING BOX	746.98
740660	40.00
EQUIPMENT RENTAL	40.00
740680	153.63
MEMBERSHIP/ASSOCIATION DUES	153.63
9309	419,622.28
710110	165,099.88
SALARY/REGULAR	165,099.88
710130	12,938.67
SALARY/OVERTIME	12,938.67
710140	913.86
SALARY/CELL PHONE ALLOWANCE	913.86
720100	13,480.81
SOCIAL SECURITY	13,480.81
720110	46,083.74
EMPLOYEE INSURANCE	46,083.74
720120	22,440.65

RETIREMENT	22,440.65
720140	56.39
STATE UNEMPLOYMENT TAX	56.39
730100	2,450.42
OFFICE SUPPLIES	2,450.42
730250	2,342.95
SHOP SUPPLIES	2,342.95
730310	924.11
UNIFORMS	924.11
740512	58,187.89
PROFESSIONAL SERVICES	58,187.89
740640	94,625.97
CONTRACT SERVICES	94,625.97
740680	76.94
MEMBERSHIP/ASSOCIATION DUES	76.94
9307	188,528.43
710110	79,423.25
SALARY/REGULAR	79,423.25
710130	342.57
SALARY/OVERTIME	342.57
720100	5,982.83
SOCIAL SECURITY	5,982.83
720110	22,429.64
EMPLOYEE INSURANCE	22,429.64
720120	10,002.65
RETIREMENT	10,002.65
720140	26.81
STATE UNEMPLOYMENT TAX	26.81
730100	16,074.45
OFFICE SUPPLIES	16,074.45
740512	50,709.18
PROFESSIONAL SERVICES	50,709.18
740640	775.16
CONTRACT SERVICES	775.16
740660	2,761.89
EQUIPMENT RENTAL	2,761.89
9408	158,150.00
710110	90,614.98
SALARY/REGULAR	90,614.98
710130	2,031.48
SALARY/OVERTIME	2,031.48
720100	6,985.28
SOCIAL SECURITY	6,985.28
720110	27,377.34
EMPLOYEE INSURANCE	27,377.34
720120	11,617.91
RETIREMENT	11,617.91
720140	30.69
STATE UNEMPLOYMENT TAX	30.69
740512	10.00
PROFESSIONAL SERVICES	10.00
740620	11,227.47
ELECTRICITY - CONTROLLED	11,227.47
740624	5,448.61
WATER AND SEWER - CONTROLLED	5,448.61

740640	2,806.24
CONTRACT SERVICES	2,806.24
9207	82,020.18
710110	48,155.21
SALARY/REGULAR	48,155.21
720100	3,541.85
SOCIAL SECURITY	3,541.85
720110	16,822.23
EMPLOYEE INSURANCE	16,822.23
720120	6,038.62
RETIREMENT	6,038.62
720140	16.12
STATE UNEMPLOYMENT TAX	16.12
730220	7,446.15
REPLACEMENTS	7,446.15
9308	68,678.98
710110	36,762.46
SALARY/REGULAR	36,762.46
710130	164.61
SALARY/OVERTIME	164.61
710140	147.68
SALARY/CELL PHONE ALLOWANCE	147.68
720100	2,790.08
SOCIAL SECURITY	2,790.08
720110	3,673.38
EMPLOYEE INSURANCE	3,673.38
720120	4,649.15
RETIREMENT	4,649.15
720140	13.50
STATE UNEMPLOYMENT TAX	13.50
730100	347.64
OFFICE SUPPLIES	347.64
730380	15,955.75
AUDIO/VISUAL SUPPLIES	15,955.75
740512	1,251.68
PROFESSIONAL SERVICES	1,251.68
740622	837.49
GAS - CONTROLLED	837.49
740640	452.00
CONTRACT SERVICES	452.00
740660	1,633.56
EQUIPMENT RENTAL	1,633.56
9208	109,153.17
710110	61,711.36
SALARY/REGULAR	61,711.36
720100	4,447.07
SOCIAL SECURITY	4,447.07
720110	16,210.00
EMPLOYEE INSURANCE	16,210.00
720120	7,738.65
RETIREMENT	7,738.65
720140	20.57
STATE UNEMPLOYMENT TAX	20.57
740620	13,144.10
ELECTRICITY - CONTROLLED	13,144.10

740624	5,161.42
WATER AND SEWER - CONTROLLED	5,161.42
740640	720.00
CONTRACT SERVICES	720.00
9108	96,825.03
710110	43,450.16
SALARY/REGULAR	43,450.16
720100	3,301.00
SOCIAL SECURITY	3,301.00
720110	11,210.95
EMPLOYEE INSURANCE	11,210.95
720120	5,448.59
RETIREMENT	5,448.59
720140	16.93
STATE UNEMPLOYMENT TAX	16.93
740150	6,400.00
LANDSCAPE MAINTENANCE	6,400.00
740512	95.00
PROFESSIONAL SERVICES	95.00
740620	13,867.64
ELECTRICITY - CONTROLLED	13,867.64
740624	4,342.70
WATER AND SEWER - CONTROLLED	4,342.70
740640	6,056.78
CONTRACT SERVICES	6,056.78
740260	2,635.28
INTEREST ON CREDIT CARDS	2,635.28
9409	11,120.45
740640	11,120.45
CONTRACT SERVICES	11,120.45
9600	501,232.77
710100	11,061.70
SALARY/OFFICIAL-DEPARTMENT HEAD	11,061.70
710110	335,123.91
SALARY/REGULAR	335,123.91
710130	3,969.34
SALARY/OVERTIME	3,969.34
710140	2,206.06
SALARY/CELL PHONE ALLOWANCE	2,206.06
720100	26,422.03
SOCIAL SECURITY	26,422.03
720110	77,843.09
EMPLOYEE INSURANCE	77,843.09
720120	44,492.69
RETIREMENT	44,492.69
720140	113.95
STATE UNEMPLOYMENT TAX	113.95
9209	38,779.11
710110	24,985.20
SALARY/REGULAR	24,985.20
720100	1,878.36
SOCIAL SECURITY	1,878.36
720110	8,765.90
EMPLOYEE INSURANCE	8,765.90
720120	3,133.09

RETIREMENT	3,133.09
720140	16.56
STATE UNEMPLOYMENT TAX	16.56
202	346,891.84
FORFEITURES	346,891.84
5100	65,916.97
710110	17,529.65
SALARY/REGULAR	17,529.65
720100	1,003.77
SOCIAL SECURITY	1,003.77
720110	1,285.65
EMPLOYEE INSURANCE	1,285.65
720120	1,649.03
RETIREMENT	1,649.03
720140	10.50
STATE UNEMPLOYMENT TAX	10.50
730100	645.00
OFFICE SUPPLIES	645.00
730270	7,548.00
LAW ENFORCEMENT SPECIFIC SUPPLIES	7,548.00
730310	10,025.00
UNIFORMS	10,025.00
740140	299.95
VEHICLE MAINTENANCE - CONTROLLED	299.95
740220	40.50
LEGAL/LITIGATION COSTS	40.50
740510	13,735.25
PROFESSIONAL DEVELOPMENT	13,735.25
740530	303.92
MOBILE PHONE AND DATA	303.92
740570	2,000.00
ADVERTISING	2,000.00
740640	3,000.00
CONTRACT SERVICES	3,000.00
740656	5,299.00
RENT AND LEASES	5,299.00
790100	240.00
REIMBURSEMENTS CLEARING	240.00
730101	1,301.75
FOOD SUPPLIES	1,301.75
6000	75,830.08
730100	13,272.33
OFFICE SUPPLIES	13,272.33
730270	24,011.00
LAW ENFORCEMENT SPECIFIC SUPPLIES	24,011.00
740510	673.15
PROFESSIONAL DEVELOPMENT	673.15
740512	5,608.25
PROFESSIONAL SERVICES	5,608.25
740540	4,785.29
TRAVEL EXPENSE	4,785.29
740680	5,700.00
MEMBERSHIP/ASSOCIATION DUES	5,700.00
740750	21,122.13
REMODEL	21,122.13

730101	657.93
FOOD SUPPLIES	657.93
6200	141,534.46
730270	136,534.46
LAW ENFORCEMENT SPECIFIC SUPPLIES	136,534.46
730340	5,000.00
BUY MONEY SUPPLY	5,000.00
7100	17,070.23
750600	17,070.23
CAPITAL OUTLAY-VEHICLES	17,070.23
790100	-
REIMBURSEMENTS CLEARING	-
7200	2,167.34
740750	2,167.34
REMODEL	2,167.34
7300	2,348.06
730100	1,711.00
OFFICE SUPPLIES	1,711.00
730270	150.00
LAW ENFORCEMENT SPECIFIC SUPPLIES	150.00
740640	487.06
CONTRACT SERVICES	487.06
7400	24,339.70
730100	1,519.96
OFFICE SUPPLIES	1,519.96
730260	4,398.59
VEHICLE SUPPLIES	4,398.59
730270	13,431.66
LAW ENFORCEMENT SPECIFIC SUPPLIES	13,431.66
740220	16.50
LEGAL/LITIGATION COSTS	16.50
740512	4,782.10
PROFESSIONAL SERVICES	4,782.10
730101	190.89
FOOD SUPPLIES	190.89
7500	17,685.00
730270	8,735.00
LAW ENFORCEMENT SPECIFIC SUPPLIES	8,735.00
730280	-
CANINE EXPENSES	-
730340	2,500.00
BUY MONEY SUPPLY	2,500.00
740512	6,450.00
PROFESSIONAL SERVICES	6,450.00
203	1,053,359.44
JAIL COMMISSARY	1,053,359.44
6602	1,053,359.44
710110	120,982.23
SALARY/REGULAR	120,982.23
710130	746.88
SALARY/OVERTIME	746.88
710150	270.00
SALARY/SPECIAL PAY	270.00
720100	9,068.85
SOCIAL SECURITY	9,068.85

720110	28,037.05
EMPLOYEE INSURANCE	28,037.05
720120	15,298.69
RETIREMENT	15,298.69
720140	48.90
STATE UNEMPLOYMENT TAX	48.90
730110	107.25
POSTAGE	107.25
730120	515.01
BOOK SUPPLEMENTS	515.01
730140	28,336.36
JANITOR SUPPLIES	28,336.36
730150	145,750.57
INMATE SUPPLIES	145,750.57
730220	14,443.00
REPLACEMENTS	14,443.00
730370	12,603.50
PERIODICALS	12,603.50
730380	8,507.55
AUDIO/VISUAL SUPPLIES	8,507.55
740504	7,332.00
ONLINE SERVICES	7,332.00
740512	578,264.68
PROFESSIONAL SERVICES	578,264.68
740640	2,758.36
CONTRACT SERVICES	2,758.36
750600	79,678.00
CAPITAL OUTLAY-VEHICLES	79,678.00
730101	610.56
FOOD SUPPLIES	610.56
204	138,863.04
LAW LIBRARY	138,863.04
3260	124,049.04
710110	56,251.26
SALARY/REGULAR	56,251.26
720100	4,178.50
SOCIAL SECURITY	4,178.50
720110	11,214.82
EMPLOYEE INSURANCE	11,214.82
720120	7,053.97
RETIREMENT	7,053.97
720140	20.74
STATE UNEMPLOYMENT TAX	20.74
730100	1,109.04
OFFICE SUPPLIES	1,109.04
730120	80.75
BOOK SUPPLEMENTS	80.75
740504	29,058.22
ONLINE SERVICES	29,058.22
740580	399.89
PRINTING	399.89
740660	4,776.96
EQUIPMENT RENTAL	4,776.96
750700	9,904.89
CAPITAL OUTLAY-BOOKS	9,904.89

8100	14,814.00
730120	5,205.21
BOOK SUPPLEMENTS	5,205.21
740504	9,575.64
ONLINE SERVICES	9,575.64
740694	33.15
FOOD SERVICE	33.15
205	6,127.17
PRE-TRIAL DIVERSION	6,127.17
5100	1,112.34
740660	1,112.34
EQUIPMENT RENTAL	1,112.34
5103	5,014.83
710110	4,139.91
SALARY/REGULAR	4,139.91
720100	330.84
SOCIAL SECURITY	330.84
720120	542.29
RETIREMENT	542.29
720140	1.79
STATE UNEMPLOYMENT TAX	1.79
206	225,954.36
COUNTY CLERK RECORDS MGMT & PRESERVATION	225,954.36
2300	99,056.16
730100	2,801.08
OFFICE SUPPLIES	2,801.08
740110	72,154.75
IT SOFTWARE MAINTENANCE	72,154.75
740504	300.00
ONLINE SERVICES	300.00
740510	200.00
PROFESSIONAL DEVELOPMENT	200.00
740512	18,001.90
PROFESSIONAL SERVICES	18,001.90
740530	227.94
MOBILE PHONE AND DATA	227.94
740540	685.40
TRAVEL EXPENSE	685.40
740656	4,635.09
RENT AND LEASES	4,635.09
740680	50.00
MEMBERSHIP/ASSOCIATION DUES	50.00
2303	126,898.20
710110	88,330.29
SALARY/REGULAR	88,330.29
720100	6,658.18
SOCIAL SECURITY	6,658.18
720110	20,802.11
EMPLOYEE INSURANCE	20,802.11
720120	11,076.69
RETIREMENT	11,076.69
720140	30.93
STATE UNEMPLOYMENT TAX	30.93
208	4,562.28
DISTRICT CLERK RECORDS MGMT & PRESERVATION	4,562.28

2700	4,562.28
730100	3,542.28
OFFICE SUPPLIES	3,542.28
740640	1,020.00
CONTRACT SERVICES	1,020.00
211	3,314.60
COUNTY AND DISTRICT COURT TECHNOLOGY	3,314.60
8107	3,314.60
730320	2,335.16
IT HARDWARE	2,335.16
740504	120.00
ONLINE SERVICES	120.00
740530	859.44
MOBILE PHONE AND DATA	859.44
212	400.00
COURT GUARDIANSHIP	400.00
8105	400.00
740310	400.00
APPOINTED ATTORNEY-CIVIL	400.00
213	46,827.96
COURT REPORTER SERVICE	46,827.96
8106	46,827.96
730100	561.00
OFFICE SUPPLIES	561.00
740110	737.00
IT SOFTWARE MAINTENANCE	737.00
740484	1,156.00
COURT REPORTER TRANSCRIPT	1,156.00
740510	465.00
PROFESSIONAL DEVELOPMENT	465.00
740512	36,645.48
PROFESSIONAL SERVICES	36,645.48
740540	1,622.26
TRAVEL EXPENSE	1,622.26
740680	165.00
MEMBERSHIP/ASSOCIATION DUES	165.00
750400	4,795.00
CAPITAL OUTLAY-FURNITURE FIXTURES AND EQUIPMENT	4,795.00
790100	(116.58)
REIMBURSEMENTS CLEARING	(116.58)
740145	797.80
EQUIPMENT MAINTENANCE/REPAIR - CONTROLLED	797.80
214	4,779.21
COURTHOUSE SECURITY - COUNTY/DISTRICT COURT	4,779.21
6101	4,779.21
740530	4,779.21
MOBILE PHONE AND DATA	4,779.21
215	39,080.21
COURTHOUSE SECURITY - JP	39,080.21
8590	39,080.21
710110	27,842.40
SALARY/REGULAR	27,842.40
720100	2,129.94
SOCIAL SECURITY	2,129.94
720110	5,607.41

EMPLOYEE INSURANCE	5,607.41
720120	3,491.46
RETIREMENT	3,491.46
720140	9.00
STATE UNEMPLOYMENT TAX	9.00
216	50,992.10
JUSTICE COURT TECHNOLOGY	50,992.10
8591	50,992.10
710110	1,298.88
SALARY/REGULAR	1,298.88
720100	99.36
SOCIAL SECURITY	99.36
720120	162.88
RETIREMENT	162.88
730100	10,652.47
OFFICE SUPPLIES	10,652.47
730320	2,738.32
IT HARDWARE	2,738.32
730330	2,298.00
IT SOFTWARE	2,298.00
740110	25,000.00
IT SOFTWARE MAINTENANCE	25,000.00
740510	5,495.00
PROFESSIONAL DEVELOPMENT	5,495.00
740530	1,543.67
MOBILE PHONE AND DATA	1,543.67
740640	1,703.52
CONTRACT SERVICES	1,703.52
217	116,474.61
JUVENILE CASE MANAGER	116,474.61
8592	116,474.61
710110	74,151.29
SALARY/REGULAR	74,151.29
710130	284.03
SALARY/OVERTIME	284.03
720100	5,549.99
SOCIAL SECURITY	5,549.99
720110	27,129.71
EMPLOYEE INSURANCE	27,129.71
720120	9,334.22
RETIREMENT	9,334.22
720140	25.37
STATE UNEMPLOYMENT TAX	25.37
218	9,672.51
CC VITAL RECORDS PRESERVATION	9,672.51
2300	9,672.51
730100	96.36
OFFICE SUPPLIES	96.36
730170	9,537.10
BIRTH CERTIFICATES	9,537.10
740512	39.05
PROFESSIONAL SERVICES	39.05
219	404,277.12
CONTRACT ELECTION SERVICE	404,277.12
2502	157,998.83

710120	150,158.02
SALARY/OTHER	150,158.02
730100	354.48
OFFICE SUPPLIES	354.48
740512	125.00
PROFESSIONAL SERVICES	125.00
730101	7,361.33
FOOD SUPPLIES	7,361.33
2503	246,278.29
710110	91,733.41
SALARY/REGULAR	91,733.41
710130	11,292.43
SALARY/OVERTIME	11,292.43
720100	7,661.99
SOCIAL SECURITY	7,661.99
720110	29,876.53
EMPLOYEE INSURANCE	29,876.53
720120	12,919.45
RETIREMENT	12,919.45
720140	27.37
STATE UNEMPLOYMENT TAX	27.37
730100	12,198.42
OFFICE SUPPLIES	12,198.42
740512	101,767.13
PROFESSIONAL SERVICES	101,767.13
740530	(21,443.44)
MOBILE PHONE AND DATA	(21,443.44)
740654	200.00
COMMUNITY BUILDING/VOTING BOX	200.00
740680	45.00
MEMBERSHIP/ASSOCIATION DUES	45.00
220	18,927,957.99
GRANTS	18,927,957.99
2600	22,985.39
710110	15,800.46
SALARY/REGULAR	15,800.46
720100	1,198.35
SOCIAL SECURITY	1,198.35
720110	4,004.16
EMPLOYEE INSURANCE	4,004.16
720120	1,981.40
RETIREMENT	1,981.40
720140	1.02
STATE UNEMPLOYMENT TAX	1.02
2800	5,397,973.61
710110	65,766.91
SALARY/REGULAR	65,766.91
720100	4,963.14
SOCIAL SECURITY	4,963.14
720110	8,768.62
EMPLOYEE INSURANCE	8,768.62
720120	8,247.17
RETIREMENT	8,247.17
720140	14.23
STATE UNEMPLOYMENT TAX	14.23

740512	5,294,183.34
PROFESSIONAL SERVICES	5,294,183.34
740530	4,842.88
MOBILE PHONE AND DATA	4,842.88
750300	11,187.32
CAPITAL OUTLAY-BUILDING	11,187.32
3200	804,899.29
740640	804,899.29
CONTRACT SERVICES	804,899.29
3210	300,001.61
740220	150,674.81
LEGAL/LITIGATION COSTS	150,674.81
740656	149,326.80
RENT AND LEASES	149,326.80
4100	40,070.00
730100	2,070.00
OFFICE SUPPLIES	2,070.00
750600	38,000.00
CAPITAL OUTLAY-VEHICLES	38,000.00
4300	(1,210,703.90)
710110	108,294.48
SALARY/REGULAR	108,294.48
720100	8,031.31
SOCIAL SECURITY	8,031.31
720110	23,041.87
EMPLOYEE INSURANCE	23,041.87
720120	13,616.95
RETIREMENT	13,616.95
720140	41.86
STATE UNEMPLOYMENT TAX	41.86
730100	582.98
OFFICE SUPPLIES	582.98
730110	73.08
POSTAGE	73.08
740420	12.96
COURIER SERVICE	12.96
740510	1,100.99
PROFESSIONAL DEVELOPMENT	1,100.99
740512	160,455.29
PROFESSIONAL SERVICES	160,455.29
740530	288.10
MOBILE PHONE AND DATA	288.10
740540	1,571.71
TRAVEL EXPENSE	1,571.71
740570	4,399.65
ADVERTISING	4,399.65
740640	(1,535,105.04)
CONTRACT SERVICES	(1,535,105.04)
740660	176.67
EQUIPMENT RENTAL	176.67
740820	163.80
DEMOLITION	163.80
740145	2,549.44
EQUIPMENT MAINTENANCE/REPAIR - CONTROLLED	2,549.44
5000	19,885.86

750800	19,885.86
MAJOR PROJECTS	19,885.86
5100	182,117.60
710110	75,101.97
SALARY/REGULAR	75,101.97
710130	36,309.50
SALARY/OVERTIME	36,309.50
710150	12,800.00
SALARY/SPECIAL PAY	12,800.00
720100	9,313.54
SOCIAL SECURITY	9,313.54
720110	15,771.40
EMPLOYEE INSURANCE	15,771.40
720120	15,575.71
RETIREMENT	15,575.71
720130	815.75
WORKERS COMPENSATION	815.75
720140	25.25
STATE UNEMPLOYMENT TAX	25.25
730100	2,443.23
OFFICE SUPPLIES	2,443.23
740640	13,961.25
CONTRACT SERVICES	13,961.25
5200	3,839,491.80
710110	117,989.59
SALARY/REGULAR	117,989.59
720100	9,355.21
SOCIAL SECURITY	9,355.21
720110	21,748.78
EMPLOYEE INSURANCE	21,748.78
720120	14,795.87
RETIREMENT	14,795.87
720130	511.00
WORKERS COMPENSATION	511.00
720140	38.37
STATE UNEMPLOYMENT TAX	38.37
730100	18,690.21
OFFICE SUPPLIES	18,690.21
730300	3,442.43
COMMUNITY AWARENESS SUPPLIES	3,442.43
730320	6,819.95
IT HARDWARE	6,819.95
730330	418,895.00
IT SOFTWARE	418,895.00
730390	65,145.44
MEDICAL SUPPLIES	65,145.44
740110	2,067.15
IT SOFTWARE MAINTENANCE	2,067.15
740510	7,164.55
PROFESSIONAL DEVELOPMENT	7,164.55
740512	293,477.32
PROFESSIONAL SERVICES	293,477.32
740530	5,625.85
MOBILE PHONE AND DATA	5,625.85
740656	140,263.65

RENT AND LEASES	140,263.65
740660	92,477.40
EQUIPMENT RENTAL	92,477.40
740710	4,076.25
ADMINISTRATIVE CHARGES	4,076.25
740820	67,852.00
DEMOLITION	67,852.00
740920	13,850.00
APPRAISALS	13,850.00
750300	1,907,746.28
CAPITAL OUTLAY-BUILDING	1,907,746.28
750400	622,589.70
CAPITAL OUTLAY-FURNITURE FIXTURES AND EQUIPMENT	622,589.70
740100	4,869.80
IT HARDWARE MAINTENANCE	4,869.80
5400	650,502.24
710100	6,590.08
SALARY/OFFICIAL-DEPARTMENT HEAD	6,590.08
710110	347,883.43
SALARY/REGULAR	347,883.43
710130	1,124.16
SALARY/OVERTIME	1,124.16
710140	36.92
SALARY/CELL PHONE ALLOWANCE	36.92
720100	26,608.07
SOCIAL SECURITY	26,608.07
720110	87,779.34
EMPLOYEE INSURANCE	87,779.34
720120	44,597.00
RETIREMENT	44,597.00
720140	135.28
STATE UNEMPLOYMENT TAX	135.28
730100	8,330.93
OFFICE SUPPLIES	8,330.93
730390	1,116.53
MEDICAL SUPPLIES	1,116.53
740400	5,213.75
AUDIT	5,213.75
740510	7,275.00
PROFESSIONAL DEVELOPMENT	7,275.00
740512	10,600.00
PROFESSIONAL SERVICES	10,600.00
740516	12,598.00
PROFESSIONAL SERVICES-URINALYSIS	12,598.00
740518	4,215.00
PROFESSIONAL SERVICES-POLYGRAPH	4,215.00
740530	1,964.32
MOBILE PHONE AND DATA	1,964.32
740540	8,299.72
TRAVEL EXPENSE	8,299.72
740790	6,121.68
ELECTRONIC MONITORING	6,121.68
740800	38,956.94
PURCHASED RESIDENTIAL SERVICE-INTERNAL CONT	38,956.94
740810	31,056.09

PURCHASED RESIDENTIAL SERVICE-EXTERNAL CONT	31,056.09
5401	295,754.75
710110	86,052.20
SALARY/REGULAR	86,052.20
710130	6,022.44
SALARY/OVERTIME	6,022.44
720100	6,850.29
SOCIAL SECURITY	6,850.29
720110	28,852.13
EMPLOYEE INSURANCE	28,852.13
720120	11,546.17
RETIREMENT	11,546.17
720140	28.11
STATE UNEMPLOYMENT TAX	28.11
730100	2,242.60
OFFICE SUPPLIES	2,242.60
740512	126,835.71
PROFESSIONAL SERVICES	126,835.71
740640	6,933.60
CONTRACT SERVICES	6,933.60
740694	20,391.50
FOOD SERVICE	20,391.50
6000	1,603,307.00
710130	35,853.24
SALARY/OVERTIME	35,853.24
720100	2,687.70
SOCIAL SECURITY	2,687.70
720120	4,495.82
RETIREMENT	4,495.82
720140	0.14
STATE UNEMPLOYMENT TAX	0.14
730270	1,513,044.10
LAW ENFORCEMENT SPECIFIC SUPPLIES	1,513,044.10
750400	47,226.00
CAPITAL OUTLAY-FURNITURE FIXTURES AND EQUIPMENT	47,226.00
6100	25,115.06
730270	25,115.06
LAW ENFORCEMENT SPECIFIC SUPPLIES	25,115.06
6101	2,412.30
730270	-
LAW ENFORCEMENT SPECIFIC SUPPLIES	-
740530	2,412.30
MOBILE PHONE AND DATA	2,412.30
6200	20,961.96
710110	14,104.99
SALARY/REGULAR	14,104.99
720100	1,009.92
SOCIAL SECURITY	1,009.92
720110	4,028.41
EMPLOYEE INSURANCE	4,028.41
720120	1,769.00
RETIREMENT	1,769.00
720130	48.37
WORKERS COMPENSATION	48.37
720140	1.27

STATE UNEMPLOYMENT TAX	1.27
6202	40,633.30
710130	23,857.54
SALARY/OVERTIME	23,857.54
720100	1,793.09
SOCIAL SECURITY	1,793.09
720120	2,991.80
RETIREMENT	2,991.80
730270	853.41
LAW ENFORCEMENT SPECIFIC SUPPLIES	853.41
740540	1,047.46
TRAVEL EXPENSE	1,047.46
740660	10,090.00
EQUIPMENT RENTAL	10,090.00
6300	45,307.21
710130	37,738.72
SALARY/OVERTIME	37,738.72
720100	2,836.19
SOCIAL SECURITY	2,836.19
720110	-
EMPLOYEE INSURANCE	-
720120	4,732.30
RETIREMENT	4,732.30
6302	267,105.49
710110	108,025.06
SALARY/REGULAR	108,025.06
710130	59.01
SALARY/OVERTIME	59.01
720100	8,069.84
SOCIAL SECURITY	8,069.84
720110	20,068.36
EMPLOYEE INSURANCE	20,068.36
720120	13,553.65
RETIREMENT	13,553.65
720130	1,251.68
WORKERS COMPENSATION	1,251.68
720140	26.68
STATE UNEMPLOYMENT TAX	26.68
730100	485.92
OFFICE SUPPLIES	485.92
730330	3,653.02
IT SOFTWARE	3,653.02
740140	5,101.53
VEHICLE MAINTENANCE - CONTROLLED	5,101.53
740510	189.00
PROFESSIONAL DEVELOPMENT	189.00
740530	1,748.12
MOBILE PHONE AND DATA	1,748.12
740540	2,390.92
TRAVEL EXPENSE	2,390.92
740620	272.71
ELECTRICITY - CONTROLLED	272.71
740640	102,209.99
CONTRACT SERVICES	102,209.99
6500	34,200.71

710110	23,378.54
SALARY/REGULAR	23,378.54
710130	284.13
SALARY/OVERTIME	284.13
720100	1,790.30
SOCIAL SECURITY	1,790.30
720110	5,607.41
EMPLOYEE INSURANCE	5,607.41
720120	2,967.30
RETIREMENT	2,967.30
720140	8.03
STATE UNEMPLOYMENT TAX	8.03
740512	165.00
PROFESSIONAL SERVICES	165.00
6601	288,561.44
740512	82,502.82
PROFESSIONAL SERVICES	82,502.82
740750	206,058.62
REMODEL	206,058.62
7100	346,418.66
710110	233,705.46
SALARY/REGULAR	233,705.46
710130	6,693.93
SALARY/OVERTIME	6,693.93
710140	2,470.58
SALARY/CELL PHONE ALLOWANCE	2,470.58
720100	18,064.76
SOCIAL SECURITY	18,064.76
720110	49,226.61
EMPLOYEE INSURANCE	49,226.61
720120	30,455.92
RETIREMENT	30,455.92
720140	81.10
STATE UNEMPLOYMENT TAX	81.10
730270	1,572.94
LAW ENFORCEMENT SPECIFIC SUPPLIES	1,572.94
730310	3,007.66
UNIFORMS	3,007.66
740530	1,139.70
MOBILE PHONE AND DATA	1,139.70
7300	11,344.02
710110	4,796.80
SALARY/REGULAR	4,796.80
720100	353.88
SOCIAL SECURITY	353.88
720110	1,314.98
EMPLOYEE INSURANCE	1,314.98
720120	601.56
RETIREMENT	601.56
720140	4.80
STATE UNEMPLOYMENT TAX	4.80
730270	4,272.00
LAW ENFORCEMENT SPECIFIC SUPPLIES	4,272.00
7500	7,000.00
730390	7,000.00

MEDICAL SUPPLIES	7,000.00
8340	69,394.21
710110	22,665.60
SALARY/REGULAR	22,665.60
720100	1,692.65
SOCIAL SECURITY	1,692.65
720110	5,607.41
EMPLOYEE INSURANCE	5,607.41
720120	2,842.29
RETIREMENT	2,842.29
720140	7.56
STATE UNEMPLOYMENT TAX	7.56
740512	35,778.70
PROFESSIONAL SERVICES	35,778.70
740516	800.00
PROFESSIONAL SERVICES-URINALYSIS	800.00
8403	11,170.30
710110	8,720.40
SALARY/REGULAR	8,720.40
710130	16.77
SALARY/OVERTIME	16.77
720100	667.59
SOCIAL SECURITY	667.59
720110	661.15
EMPLOYEE INSURANCE	661.15
720120	1,095.66
RETIREMENT	1,095.66
720140	8.73
STATE UNEMPLOYMENT TAX	8.73
9000	4,200,000.00
740640	4,200,000.00
CONTRACT SERVICES	4,200,000.00
9100	304,707.07
750400	95,207.89
CAPITAL OUTLAY-FURNITURE FIXTURES AND EQUIPMENT	95,207.89
750800	209,499.18
MAJOR PROJECTS	209,499.18
9200	206,401.89
750400	125,996.30
CAPITAL OUTLAY-FURNITURE FIXTURES AND EQUIPMENT	125,996.30
750800	80,405.59
MAJOR PROJECTS	80,405.59
9400	555,192.29
730270	11,223.56
LAW ENFORCEMENT SPECIFIC SUPPLIES	11,223.56
750400	463,101.54
CAPITAL OUTLAY-FURNITURE FIXTURES AND EQUIPMENT	463,101.54
750600	68,672.25
CAPITAL OUTLAY-VEHICLES	68,672.25
750800	12,194.94
MAJOR PROJECTS	12,194.94
9109	39,635.78
730250	15,835.78
SHOP SUPPLIES	15,835.78
750400	23,800.00

CAPITAL OUTLAY-FURNITURE FIXTURES AND EQUIPMENT	23,800.00
8111	474,935.05
710110	215,192.12
SALARY/REGULAR	215,192.12
710130	25,190.83
SALARY/OVERTIME	25,190.83
720100	18,185.07
SOCIAL SECURITY	18,185.07
720110	47,466.73
EMPLOYEE INSURANCE	47,466.73
720120	30,144.17
RETIREMENT	30,144.17
720140	96.28
STATE UNEMPLOYMENT TAX	96.28
750400	138,659.85
CAPITAL OUTLAY-FURNITURE FIXTURES AND EQUIPMENT	138,659.85
3270	31,176.00
740512	31,176.00
PROFESSIONAL SERVICES	31,176.00
221	24,316.09
HAVA	24,316.09
2500	24,316.09
740530	13,350.37
MOBILE PHONE AND DATA	13,350.37
750400	10,965.72
CAPITAL OUTLAY-FURNITURE FIXTURES AND EQUIPMENT	10,965.72
300	6,235.00
DEBT SERVICE	6,235.00
3290	6,235.00
780200	6,235.00
INTEREST AND FISCAL CHARGES	6,235.00
340	(1,084,609.57)
GASB 34 CONVERSION	(1,084,609.57)
1340	(1,084,609.57)
730270	(11,986.60)
LAW ENFORCEMENT SPECIFIC SUPPLIES	(11,986.60)
740750	(2,167.34)
REMODEL	(2,167.34)
750200	(303,319.75)
CAPITAL OUTLAY-LAND	(303,319.75)
750400	(102,071.00)
CAPITAL OUTLAY-FURNITURE FIXTURES AND EQUIPMENT	(102,071.00)
750600	(361,031.00)
CAPITAL OUTLAY-VEHICLES	(361,031.00)
750700	(12,359.48)
CAPITAL OUTLAY-BOOKS	(12,359.48)
750800	(6,460.00)
MAJOR PROJECTS	(6,460.00)
750100	(285,214.40)
CAPITAL OUTLAY-CAPITAL IMPROVEMENT PLAN	(285,214.40)
400	4,321,346.81
LOCAL CAPITAL PROJECTS	4,321,346.81
1400	4,122,451.90
730330	12,905.00
IT SOFTWARE	12,905.00

740110	637,215.70
IT SOFTWARE MAINTENANCE	637,215.70
740512	97,524.97
PROFESSIONAL SERVICES	97,524.97
740660	47,328.00
EQUIPMENT RENTAL	47,328.00
750400	397,086.11
CAPITAL OUTLAY-FURNITURE FIXTURES AND EQUIPMENT	397,086.11
750500	123,600.00
CAPITAL OUTLAY-INTANGIBLES	123,600.00
750600	183,166.44
CAPITAL OUTLAY-VEHICLES	183,166.44
750800	2,623,625.68
MAJOR PROJECTS	2,623,625.68
3700	5,550.00
750800	5,550.00
MAJOR PROJECTS	5,550.00
4500	(36.74)
750700	(36.74)
CAPITAL OUTLAY-BOOKS	(36.74)
9200	123,008.70
750800	123,008.70
MAJOR PROJECTS	123,008.70
9400	70,372.95
750600	57,096.38
CAPITAL OUTLAY-VEHICLES	57,096.38
750800	13,276.57
MAJOR PROJECTS	13,276.57
403	731,163.07
C/P PASS THRU TOLL PROJECTS	731,163.07
1903	731,163.07
750800	731,163.07
MAJOR PROJECTS	731,163.07
405	-
C/P ROAD BONDS 2016A	-
1903	-
750800	-
MAJOR PROJECTS	-
9400	-
750800	-
MAJOR PROJECTS	-
740730	-
ACQUISITION COSTS	-
406	(215,807.84)
C/P ROAD BONDS 2018	(215,807.84)
1903	(779,920.84)
750800	(779,920.84)
MAJOR PROJECTS	(779,920.84)
9100	1,500.00
750800	1,500.00
MAJOR PROJECTS	1,500.00
9200	65,625.00
740512	65,625.00
PROFESSIONAL SERVICES	65,625.00
9300	-

750800	-
MAJOR PROJECTS	-
9400	496,988.00
740512	-
PROFESSIONAL SERVICES	-
750800	496,988.00
MAJOR PROJECTS	496,988.00
407	9,874,666.50
C/P ROAD BONDS 2018B	9,874,666.50
1903	27,470.70
750800	27,470.70
MAJOR PROJECTS	27,470.70
9100	4,964,460.88
730190	2,988,847.60
ROAD MATERIALS	2,988,847.60
740512	1,960,255.78
PROFESSIONAL SERVICES	1,960,255.78
750800	15,357.50
MAJOR PROJECTS	15,357.50
9200	915,437.60
730190	488,927.63
ROAD MATERIALS	488,927.63
740512	426,509.97
PROFESSIONAL SERVICES	426,509.97
9300	599,789.83
750800	599,789.83
MAJOR PROJECTS	599,789.83
9400	3,367,507.49
730190	15,677.50
ROAD MATERIALS	15,677.50
740512	424,788.17
PROFESSIONAL SERVICES	424,788.17
750200	1,260,076.00
CAPITAL OUTLAY-LAND	1,260,076.00
750800	1,646,180.82
MAJOR PROJECTS	1,646,180.82
740730	20,785.00
ACQUISITION COSTS	20,785.00
408	1,173,383.96
C/P SHERIFF'S PROJECTS	1,173,383.96
1408	683.39
750800	683.39
MAJOR PROJECTS	683.39
6000	1,172,700.57
750100	1,172,700.57
CAPITAL OUTLAY-CAPITAL IMPROVEMENT PLAN	1,172,700.57
500	16,942,284.95
SELF INSURANCE	16,942,284.95
2201	16,942,284.95
740120	11,902,887.63
MEDICAL SERVICES	11,902,887.63
740190	3,101,031.67
RX CLAIMS	3,101,031.67
740512	50,120.00
PROFESSIONAL SERVICES	50,120.00

740660	2,053.08
EQUIPMENT RENTAL	2,053.08
740710	251,663.61
ADMINISTRATIVE CHARGES	251,663.61
740740	549.53
BANK SERVICE CHARGES	549.53
740940	618,045.48
INSURANCE PREMIUMS	618,045.48
740960	72,017.85
PRE-CERTIFICATION/ UTILITIZATION REVIEW FEES	72,017.85
740962	21,936.18
EMPLOYEE ASSISTANCE PROGRAM FEES	21,936.18
740964	137,552.10
PREFERRED PROVIDER ORGANIZATION FEES	137,552.10
740968	784,427.82
STOP LOSS PREMIUMS	784,427.82
501	282,221.60
WORKERS COMPENSATION	282,221.60
2203	282,221.60
740120	218,851.61
MEDICAL SERVICES	218,851.61
740700	63,369.99
INSURANCE/BOND PREMIUMS	63,369.99
502	906,579.85
PROPERTY/CASUALTY	906,579.85
2202	906,579.85
740700	52,824.00
INSURANCE/BOND PREMIUMS	52,824.00
740710	605,008.82
ADMINISTRATIVE CHARGES	605,008.82
740930	50,331.02
DAMAGE REPAIRS	50,331.02
740940	117,673.46
INSURANCE PREMIUMS	117,673.46
740950	1,704.00
BONDS-NOTARIES	1,704.00
740952	11,100.00
BONDS-SURETY	11,100.00
750400	9,467.00
CAPITAL OUTLAY-FURNITURE FIXTURES AND EQUIPMENT	9,467.00
750600	58,471.55
CAPITAL OUTLAY-VEHICLES	58,471.55
(blank)	
(blank)	
(blank)	
(blank)	
(blank)	
600	2,228,237,307.88
CUSTODIAL ACCOUNTS	2,228,237,307.88
3322	2,228,237,307.88
730100	1,326.96
OFFICE SUPPLIES	1,326.96
740512	45,145.17
PROFESSIONAL SERVICES	45,145.17
740530	1,957.05

MOBILE PHONE AND DATA	1,957.05
740540	2,721.00
TRAVEL EXPENSE	2,721.00
740570	657.00
ADVERTISING	657.00
740680	1,405.00
MEMBERSHIP/ASSOCIATION DUES	1,405.00
740694	207.28
FOOD SERVICE	207.28
740740	10,634.46
BANK SERVICE CHARGES	10,634.46
760800	2,362,911.90
REFUND	2,362,911.90
760850	2,220,348,053.43
PASS THRU DISTRIBUTIONS	2,220,348,053.43
760950	5,462,288.63
DISTRIBUTIONS ON BEHALF OF OTHERS	5,462,288.63
222	10,931,493.02
JAIL PASS THRU	10,931,493.02
6601	10,931,493.02
740640	10,931,493.02
CONTRACT SERVICES	10,931,493.02
224	16,252.98
COURT FACILITY FEE	16,252.98
8100	16,252.98
740512	16,252.98
PROFESSIONAL SERVICES	16,252.98

Montgomery County, Texas
Office of the County Auditor
501 North Thompson, Suite 205, Conroe, Texas 77301
P. O. Box 539, Conroe, Texas 77305

Rakesh Pandey, CPA
County Auditor

Angela H. Blocker
1st Assistant County Auditor

TO: Commissioners Court

FROM: Rakesh Pandey, County Auditor RP

DATE: March 28, 2023

RE: County Auditor's Report

The following reports "Report of Revenues" and "Report of Expenditures" are provided to the Commissioners Court in compliance with Local Government Code 114.024.

If you have any questions, please do not hesitate to contact me.

RP/sb

Tele: (936) 539-7820•••Fax (936) 788-8390•••Email: Rakesh.Pandey@mctx.org

MONTGOMERY COUNTY, TEXAS

REPORT OF REVENUES

For Fiscal Year Ended September 30, 2022

March 21, 2023

	Sum of NetTransactionAmount
100	(268,472,411.50)
GENERAL OPERATIONS	(268,472,411.50)
1100	(215,384,489.22)
400100	(191,291,901.60)
CURRENT TAXES	(191,291,901.60)
400110	(2,031,140.09)
DELINQUENT TAXES	(2,031,140.09)
400120	(1,744,155.51)
PENALTY AND INTEREST	(1,744,155.51)
400140	(3,856,570.89)
OTHER TAXES	(3,856,570.89)
410100	(267,403.50)
TABC LICENSES	(267,403.50)
410102	(685,265.00)
HEALTH PERMITS	(685,265.00)
430104	(19,706.00)
COUNTY JUDGE FEES	(19,706.00)
430106	(289,680.40)
SHERIFF FEES	(289,680.40)
430108	(20,565.18)
COUNTY ATTORNEY FEES	(20,565.18)
430110	(5,258,282.39)
COUNTY CLERK FEES	(5,258,282.39)
430118	(468,313.77)
TPW SALES TAX COMMISSION	(468,313.77)
430132	(1,214,769.86)
DISTRICT CLERK FEES	(1,214,769.86)
430134	(4,461,727.56)
JUSTICE OF THE PEACE FEES	(4,461,727.56)
430136	(67,703.56)
TRUANCY PREVENTION AND DIVERSION CCP 102.015	(67,703.56)
430138	(48,132.88)
CONSTABLE FEES	(48,132.88)
430140	(188.40)
VOTER REGISTRATION FEES	(188.40)
430142	(415,456.50)
CRIMINAL JUSTICE FEES	(415,456.50)
430144	(2,123.05)
CHILD SAFETY	(2,123.05)
430148	(2,800.00)
BAIL BOND ADMINISTRATION FEES	(2,800.00)
430150	(43,531.46)
TRAFFIC SAFETY FEES	(43,531.46)
430152	(109,018.34)
FAILURE TO APPEAR FEES	(109,018.34)
430156	-
LEOSE-ANNUAL ALLOCATION	-
430158	(9,200.00)

JUDICIAL EDUCATION	(9,200.00)
430164	(32,240.72)
HB530 DRUG COURT FEE-UNRESTRICTED	(32,240.72)
430166	(58,288.66)
CCP102.0178 DRUG COURT FEE-RESTRICTED	(58,288.66)
430170	(15,086.23)
HAZARDOUS WASTE MANAGEMENT FEE	(15,086.23)
430174	(541,666.71)
DETENTION ADMINISTRATION SERVICES	(541,666.71)
430176	(14,316.00)
PROBATION FEES	(14,316.00)
430178	(391.57)
COMMUNITY RESTITUTION FEES	(391.57)
430212	(101,197.88)
JURY FEES	(101,197.88)
430216	(78,465.00)
INMATE TELEPHONE FEE	(78,465.00)
440100	(2,228,805.57)
INTEREST-BANK	(2,228,805.57)
440120	(1,171,675.35)
INVESTMENT EARNINGS	(1,171,675.35)
450100	(2,397.69)
COMMISSIONS	(2,397.69)
450200	(39,600.00)
CONTRACT SERVICE REVENUE	(39,600.00)
450210	(226,133.84)
CONTRACT REIMBURSEMENT-ADMINISTRATION	(226,133.84)
450300	(4,310.79)
CONTRIBUTIONS	(4,310.79)
450318	(102,234.83)
RENTS/LEASES	(102,234.83)
450320	(646,729.26)
MISCELLANEOUS	(646,729.26)
450326	0.00
TEMPORARY SUSPENSE REVENUE	0.00
450328	(396,827.98)
SALE OF ASSETS	(396,827.98)
460100	(352,497.05)
COURT FINES	(352,497.05)
470100	(2,129,022.08)
TRANSFERS IN	(2,129,022.08)
410116	(1,750.00)
RECYCLE CENTER PERMITS	(1,750.00)
440110	5,087,304.53
FAIR MARKET VALUE	5,087,304.53
460110	(16,120.60)
ESTRAY PROCEEDS	(16,120.60)
450314	(4,000.00)
LITIGATION SETTLEMENT	(4,000.00)
430137	(400.00)
TRUANCY COURT 65.107	(400.00)
2200	-
450328	-
SALE OF ASSETS	-

2500	(8,131,117.14)
480130	(8,131,117.14)
CAPITAL LEASE FINANCING	(8,131,117.14)
2501	(201,891.22)
420206	(201,891.22)
STATE CONTRACT REIMBURSEMENT	(201,891.22)
2800	(26,820.00)
420100	(26,820.00)
FEDERAL GRANT REVENUE	(26,820.00)
2801	(75,512.61)
420204	(70,000.00)
STATE ALLOCATIONS	(70,000.00)
430108	(4,275.00)
COUNTY ATTORNEY FEES	(4,275.00)
440100	(1,237.61)
INTEREST-BANK	(1,237.61)
3000	(6,683.73)
450200	(6,683.73)
CONTRACT SERVICE REVENUE	(6,683.73)
3200	(1,000.00)
430120	(1,000.00)
APPLICATION FEES	(1,000.00)
3210	(4,200,437.20)
450200	(4,200,437.20)
CONTRACT SERVICE REVENUE	(4,200,437.20)
3220	(200,219.23)
430110	(31,829.87)
COUNTY CLERK FEES	(31,829.87)
430132	(116,726.05)
DISTRICT CLERK FEES	(116,726.05)
430134	(51,663.31)
JUSTICE OF THE PEACE FEES	(51,663.31)
3240	(910.00)
450300	(910.00)
CONTRIBUTIONS	(910.00)
3400	(68,328.27)
450200	(68,328.27)
CONTRACT SERVICE REVENUE	(68,328.27)
3700	(7,735,225.83)
430118	(145,528.97)
TPW SALES TAX COMMISSION	(145,528.97)
430122	(1,670,798.95)
SUPPLEMENTAL MVD FEES	(1,670,798.95)
430124	(5,894,349.32)
SALES TAX COMMISSIONS	(5,894,349.32)
430126	(24,548.59)
TPW TITLE FEE	(24,548.59)
3701	(15,259.58)
440100	(15,259.58)
INTEREST-BANK	(15,259.58)
3703	(6,125.00)
430128	(5,175.00)
VTR LICENSE APP FEE-OWNER	(5,175.00)
430130	(950.00)

VTR LICENSE APP FEE-RUNNER	(950.00)
4001	(744,045.00)
410106	(744,045.00)
FOOD SERVICE PERMITS	(744,045.00)
4100	(387,435.40)
410104	(2,915.00)
ANIMAL CONTROL TRANSPORT	(2,915.00)
430190	(64,048.00)
ADOPTION FEES	(64,048.00)
430192	(12,735.00)
ANIMAL SHELTER FEES	(12,735.00)
430194	(125,432.00)
CLINIC SERVICES	(125,432.00)
430196	(5,790.00)
IMPOUND FEES	(5,790.00)
450300	(176,515.40)
CONTRIBUTIONS	(176,515.40)
4200	(3,053.00)
430200	(2,400.00)
INQUESTS AND AUTOPSIES	(2,400.00)
430210	(653.00)
FORENSIC ADMINISTRATION FEE	(653.00)
4400	(1,701,315.53)
430226	440.87
RENTAL/USER FEES	440.87
450318	(646,568.85)
RENTS/LEASES	(646,568.85)
400130	(1,055,187.55)
SPECIAL ASSESSMENTS	(1,055,187.55)
4500	(168,964.87)
430224	(87,632.80)
BOOK FINES	(87,632.80)
450300	(81,332.07)
CONTRIBUTIONS	(81,332.07)
5000	(617,360.26)
430226	(407,590.63)
RENTAL/USER FEES	(407,590.63)
430230	(209,769.63)
FUEL FLOW FEES	(209,769.63)
5050	(226,479.77)
430226	(226,479.77)
RENTAL/USER FEES	(226,479.77)
420204	(91,916.00)
STATE ALLOCATIONS	(91,916.00)
430156	-
LEOSE-ANNUAL ALLOCATION	-
450326	(775.45)
TEMPORARY SUSPENSE REVENUE	(775.45)
460130	(95,713.00)
FORFEITURES-BONDS	(95,713.00)
5101	(22,584.43)
420204	(22,500.00)
STATE ALLOCATIONS	(22,500.00)
440100	(84.43)

INTEREST-BANK	(84.43)
5301	(1,147,195.95)
430184	(363,945.95)
FIRE INSPECTION FEE-EXISTING	(363,945.95)
430186	(783,250.00)
FIRE INSPECTION FEE-NEW CONSTRUCTION	(783,250.00)
5400	(153,683.00)
430174	(153,683.00)
DETENTION ADMINISTRATION SERVICES	(153,683.00)
5500	(3,300,182.27)
450200	(3,300,182.27)
CONTRACT SERVICE REVENUE	(3,300,182.27)
5501	(810,940.30)
450200	(810,940.30)
CONTRACT SERVICE REVENUE	(810,940.30)
5600	(52,474.63)
440100	(393.50)
INTEREST-BANK	(393.50)
450100	(52,081.13)
COMMISSIONS	(52,081.13)
5602	(47,571.13)
430156	(47,571.13)
LEOSE-ANNUAL ALLOCATION	(47,571.13)
6000	(907,827.98)
410108	(648,947.09)
ALARM PERMITS	(648,947.09)
420206	(23,241.10)
STATE CONTRACT REIMBURSEMENT	(23,241.10)
430180	(45,125.00)
VEHICLE TOWING PROGRAM FEES	(45,125.00)
450100	(186,174.00)
COMMISSIONS	(186,174.00)
420106	(4,340.79)
FEDERAL CONTRACT REIMBURSEMENT	(4,340.79)
6100	(143.87)
450200	(143.87)
CONTRACT SERVICE REVENUE	(143.87)
6201	(103,259.28)
450200	(103,259.28)
CONTRACT SERVICE REVENUE	(103,259.28)
6202	(19,915.86)
420106	(19,915.86)
FEDERAL CONTRACT REIMBURSEMENT	(19,915.86)
6301	(558,537.93)
450200	(558,537.93)
CONTRACT SERVICE REVENUE	(558,537.93)
6302	(1,067,759.39)
450200	(1,067,759.39)
CONTRACT SERVICE REVENUE	(1,067,759.39)
6303	(10,417,380.73)
450200	(10,417,380.73)
CONTRACT SERVICE REVENUE	(10,417,380.73)
6401	(1,525,951.38)
450200	(1,525,951.38)

CONTRACT SERVICE REVENUE	(1,525,951.38)
6402	(9,666.78)
430182	(8,635.00)
FINGERPRINT FEES	(8,635.00)
450200	(633.78)
CONTRACT SERVICE REVENUE	(633.78)
420106	(398.00)
FEDERAL CONTRACT REIMBURSEMENT	(398.00)
6405	(219,925.98)
450210	(219,925.98)
CONTRACT REIMBURSEMENT-ADMINISTRATION	(219,925.98)
6407	(2,770.00)
430172	(2,770.00)
ACADEMY REVENUE	(2,770.00)
6601	(79,037.22)
420108	(78,597.00)
FEDERAL INMATE HOUSING	(78,597.00)
430178	(440.22)
COMMUNITY RESTITUTION FEES	(440.22)
7100	(1,322,071.47)
410110	-
AUTO REGISTRATION	-
430138	(70,081.54)
CONSTABLE FEES	(70,081.54)
450200	(1,234,678.35)
CONTRACT SERVICE REVENUE	(1,234,678.35)
450300	(6,841.94)
CONTRIBUTIONS	(6,841.94)
420106	(10,469.64)
FEDERAL CONTRACT REIMBURSEMENT	(10,469.64)
7200	(63,723.91)
430138	(59,947.92)
CONSTABLE FEES	(59,947.92)
450300	(3,775.99)
CONTRIBUTIONS	(3,775.99)
7300	(2,551,009.23)
430138	(81,302.10)
CONSTABLE FEES	(81,302.10)
450100	(495.73)
COMMISSIONS	(495.73)
450200	(2,469,211.40)
CONTRACT SERVICE REVENUE	(2,469,211.40)
7400	(327,908.93)
430138	(57,753.67)
CONSTABLE FEES	(57,753.67)
450100	(806.50)
COMMISSIONS	(806.50)
450200	(256,128.54)
CONTRACT SERVICE REVENUE	(256,128.54)
420106	(13,220.22)
FEDERAL CONTRACT REIMBURSEMENT	(13,220.22)
7500	(1,623,865.41)
430138	(44,332.00)
CONSTABLE FEES	(44,332.00)

450200	(1,569,533.41)
CONTRACT SERVICE REVENUE	(1,569,533.41)
450300	(10,000.00)
CONTRIBUTIONS	(10,000.00)
8100	(310,313.26)
450210	(132,968.00)
CONTRACT REIMBURSEMENT-ADMINISTRATION	(132,968.00)
450324	(176,370.26)
REIMBURSEMENT POST-JUDGEMENT	(176,370.26)
450322	(975.00)
REIMBURSEMENT PRE-JUDGEMENT	(975.00)
8101	(357,174.00)
420200	(357,174.00)
STATE GRANT REVENUE	(357,174.00)
8210	(67,200.00)
420204	(67,200.00)
STATE ALLOCATIONS	(67,200.00)
8220	(65,942.16)
420204	(67,200.00)
STATE ALLOCATIONS	(67,200.00)
430168	1,257.84
STENOGRAPHER FEES	1,257.84
8230	(67,200.00)
420204	(67,200.00)
STATE ALLOCATIONS	(67,200.00)
8240	(67,200.00)
420204	(67,200.00)
STATE ALLOCATIONS	(67,200.00)
8250	(67,200.00)
420204	(67,200.00)
STATE ALLOCATIONS	(67,200.00)
8320	(1,516.39)
420300	(1,228.24)
OTHER GRANT REVENUE	(1,228.24)
430102	(288.15)
COUNTY/DISTRICT COURT FEES	(288.15)
8330	(42,904.11)
450200	(42,904.11)
CONTRACT SERVICE REVENUE	(42,904.11)
430158	385.00
JUDICIAL EDUCATION	385.00
8360	-
450318	-
RENTS/LEASES	-
8370	(1,856.30)
420300	(1,856.30)
OTHER GRANT REVENUE	(1,856.30)
8401	(95,763.57)
430214	(94,233.57)
PROGRAM FEES	(94,233.57)
430218	(1,530.00)
MRT BOOK FEE	(1,530.00)
450318	-
RENTS/LEASES	-

8402	(143,311.00)
430214	(142,531.00)
PROGRAM FEES	(142,531.00)
430218	(780.00)
MRT BOOK FEE	(780.00)
8510	(68,243.92)
430228	(68,243.92)
COLLECTION FEE	(68,243.92)
430550	-
THIRD PARTY COLLECTION FEE	-
8520	(65,814.85)
430228	(107,605.52)
COLLECTION FEE	(107,605.52)
430550	41,790.67
THIRD PARTY COLLECTION FEE	41,790.67
8530	(54,726.94)
430134	(9,111.34)
JUSTICE OF THE PEACE FEES	(9,111.34)
450200	(45,615.60)
CONTRACT SERVICE REVENUE	(45,615.60)
8540	(69,368.51)
430228	(69,368.51)
COLLECTION FEE	(69,368.51)
8550	(56,348.00)
430228	(56,348.00)
COLLECTION FEE	(56,348.00)
4401	(262,071.87)
450318	(262,071.87)
RENTS/LEASES	(262,071.87)
3702	(3,801.66)
430214	(3,801.66)
PROGRAM FEES	(3,801.66)
6106	(3,750.00)
450300	(3,750.00)
CONTRIBUTIONS	(3,750.00)
6102	(128,996.87)
420106	(128,996.87)
FEDERAL CONTRACT REIMBURSEMENT	(128,996.87)
6109	(24,628.72)
420106	(24,628.72)
FEDERAL CONTRACT REIMBURSEMENT	(24,628.72)
8260	(21,000.00)
420204	(21,000.00)
STATE ALLOCATIONS	(21,000.00)
200	(56,069,517.73)
ROAD AND BRIDGE	(56,069,517.73)
1200	(43,168,387.03)
400100	(30,732,211.39)
CURRENT TAXES	(30,732,211.39)
400110	(303,179.72)
DELINQUENT TAXES	(303,179.72)
400120	(222,437.81)
PENALTY AND INTEREST	(222,437.81)
400140	(366,497.46)

OTHER TAXES	(366,497.46)
410110	(6,620,904.73)
AUTO REGISTRATION	(6,620,904.73)
410114	(71,575.00)
OVERLOAD PERMITS	(71,575.00)
420304	(191,805.15)
OTHER ALLOCATIONS	(191,805.15)
430112	(456,195.29)
SUBDIVISION FEES	(456,195.29)
430114	(596,320.76)
FLOOD PLAIN FEES	(596,320.76)
440100	(192,428.23)
INTEREST-BANK	(192,428.23)
440120	(9,594.15)
INVESTMENT EARNINGS	(9,594.15)
450320	(60.00)
MISCELLANEOUS	(60.00)
460100	(1,210,270.22)
COURT FINES	(1,210,270.22)
470100	(837,332.22)
TRANSFERS IN	(837,332.22)
410113	(1,357,174.90)
DEVELOPMENT PERMIT	(1,357,174.90)
410103	(400.00)
MASS GATHERING PERMIT	(400.00)
9100	(8,460,102.21)
450200	(8,431,734.56)
CONTRACT SERVICE REVENUE	(8,431,734.56)
450318	(4,371.12)
RENTS/LEASES	(4,371.12)
450320	(15,903.70)
MISCELLANEOUS	(15,903.70)
450328	(8,092.83)
SALE OF ASSETS	(8,092.83)
9200	(152,480.25)
450200	(134,054.25)
CONTRACT SERVICE REVENUE	(134,054.25)
450328	(18,426.00)
SALE OF ASSETS	(18,426.00)
9300	(2,821,004.80)
450200	(6,000.00)
CONTRACT SERVICE REVENUE	(6,000.00)
450300	(700.00)
CONTRIBUTIONS	(700.00)
450316	(2,232,728.80)
INSURANCE REIMBURSEMENT	(2,232,728.80)
450314	(581,576.00)
LITIGATION SETTLEMENT	(581,576.00)
9400	(430,937.67)
430226	(700.00)
RENTAL/USER FEES	(700.00)
450200	(345,165.83)
CONTRACT SERVICE REVENUE	(345,165.83)
450318	(10.00)

RENTS/LEASES	(10.00)
450320	(10,141.46)
MISCELLANEOUS	(10,141.46)
450328	(74,920.38)
SALE OF ASSETS	(74,920.38)
9408	(107,954.51)
420102	(78,076.51)
FEDERAL PROGRAM INCOME	(78,076.51)
430226	(18,100.00)
RENTAL/USER FEES	(18,100.00)
440130	(11,778.00)
INTEREST - LEASES	(11,778.00)
9108	(152,395.00)
420102	(77,985.00)
FEDERAL PROGRAM INCOME	(77,985.00)
430226	(74,110.00)
RENTAL/USER FEES	(74,110.00)
450320	(300.00)
MISCELLANEOUS	(300.00)
9107	(288,725.00)
430226	(288,725.00)
RENTAL/USER FEES	(288,725.00)
9208	(80,572.00)
420102	(42,525.00)
FEDERAL PROGRAM INCOME	(42,525.00)
430226	(32,750.00)
RENTAL/USER FEES	(32,750.00)
450300	-
CONTRIBUTIONS	-
440130	(5,297.00)
INTEREST - LEASES	(5,297.00)
9307	(5,100.00)
430226	(5,100.00)
RENTAL/USER FEES	(5,100.00)
9308	(47,645.00)
430226	(47,645.00)
RENTAL/USER FEES	(47,645.00)
9209	(25,773.26)
430222	(25,773.26)
RECYCLE FEES	(25,773.26)
9309	(208,456.00)
430222	(208,456.00)
RECYCLE FEES	(208,456.00)
9407	(69,985.00)
430226	(69,985.00)
RENTAL/USER FEES	(69,985.00)
9109	(50,000.00)
430222	-
RECYCLE FEES	-
450200	(50,000.00)
CONTRACT SERVICE REVENUE	(50,000.00)
201	(432.49)
WORTHLESS CHECK	(432.49)
2800	(175.18)

430188	(75.00)
WORTHLESS CHECK FEES	(75.00)
440100	(100.18)
INTEREST-BANK	(100.18)
5100	(257.31)
430188	(242.47)
WORTHLESS CHECK FEES	(242.47)
440100	(14.84)
INTEREST-BANK	(14.84)
202	(883,782.18)
FORFEITURES	(883,782.18)
5100	(282,634.24)
440100	(3,706.16)
INTEREST-BANK	(3,706.16)
460120	(278,928.08)
FORFEITURES	(278,928.08)
440100	(38.26)
INTEREST-BANK	(38.26)
6000	(308,175.36)
440100	(5,108.76)
INTEREST-BANK	(5,108.76)
460120	(303,066.60)
FORFEITURES	(303,066.60)
6200	(103,474.30)
440100	(2,436.77)
INTEREST-BANK	(2,436.77)
460120	(101,037.53)
FORFEITURES	(101,037.53)
7100	(34,783.83)
440100	(378.85)
INTEREST-BANK	(378.85)
460120	(34,404.98)
FORFEITURES	(34,404.98)
7200	(10,121.92)
440100	(782.51)
INTEREST-BANK	(782.51)
460120	(9,339.41)
FORFEITURES	(9,339.41)
7300	(9,034.50)
440100	(141.61)
INTEREST-BANK	(141.61)
460120	(8,892.89)
FORFEITURES	(8,892.89)
7400	(124,344.02)
440100	(756.49)
INTEREST-BANK	(756.49)
460120	(123,587.53)
FORFEITURES	(123,587.53)
7500	(11,175.75)
440100	(809.69)
INTEREST-BANK	(809.69)
460120	(10,366.06)
FORFEITURES	(10,366.06)
203	(2,073,258.28)

JAIL COMMISSARY	(2,073,258.28)
6602	(2,073,258.28)
430220	(2,049,070.37)
COMMISSARY SALES	(2,049,070.37)
440100	(24,187.91)
INTEREST-BANK	(24,187.91)
204	(361,198.63)
LAW LIBRARY	(361,198.63)
1204	(361,198.63)
430110	(74,247.30)
COUNTY CLERK FEES	(74,247.30)
430132	(272,745.78)
DISTRICT CLERK FEES	(272,745.78)
INTEREST-BANK	(6,528.58)
440120	-
INVESTMENT EARNINGS	-
450320	(7,676.97)
MISCELLANEOUS	(7,676.97)
205	(24,300.00)
PRE-TRIAL DIVERSION	(24,300.00)
5100	(24,300.00)
430146	(24,300.00)
PRETRIAL DIVERSION FEES	(24,300.00)
206	(999,632.05)
COUNTY CLERK RECORDS MGMT & PRESERVATION	(999,632.05)
2300	(999,632.05)
430100	(975,654.09)
COUNTY RECORDS MANAGEMENT FEES	(975,654.09)
440120	(23,977.96)
INVESTMENT EARNINGS	(23,977.96)
207	(31,150.48)
COUNTY RECORDS MANAGEMENT	(31,150.48)
1207	(26,211.78)
430110	(26,211.78)
COUNTY CLERK FEES	(26,211.78)
2300	(4,938.70)
430100	(4,938.70)
COUNTY RECORDS MANAGEMENT FEES	(4,938.70)
208	(232,512.32)
DISTRICT CLERK RECORDS MGMT & PRESERVATION	(232,512.32)
2700	(232,512.32)
430132	(231,375.05)
DISTRICT CLERK FEES	(231,375.05)
440120	(1,137.27)
INVESTMENT EARNINGS	(1,137.27)
209	(26,211.32)
DISTRICT CLERK RECORDS PRESERVATION	(26,211.32)
2700	(26,211.32)
430132	(25,520.00)
DISTRICT CLERK FEES	(25,520.00)
440120	(691.32)
INVESTMENT EARNINGS	(691.32)
210	(22,701.91)
COUNTY AND DISTRICT COURTS DIGITAL PRESERVATION	(22,701.91)

2900	(22,701.91)
430132	(21,285.00)
DISTRICT CLERK FEES	(21,285.00)
440120	(1,416.91)
INVESTMENT EARNINGS	(1,416.91)
211	(16,623.03)
COUNTY AND DISTRICT COURT TECHNOLOGY	(16,623.03)
1211	(16,623.03)
430110	(11,540.27)
COUNTY CLERK FEES	(11,540.27)
430132	(5,082.76)
DISTRICT CLERK FEES	(5,082.76)
212	(54,626.80)
COURT GUARDIANSHIP	(54,626.80)
8105	(39,457.87)
430116	(39,457.87)
COURT GUARDIANSHIP FEE	(39,457.87)
1212	(15,168.93)
430110	(15,168.93)
COUNTY CLERK FEES	(15,168.93)
213	(234,227.72)
COURT REPORTER SERVICE	(234,227.72)
430168	(234,227.72)
STENOGRAPHER FEES	(234,227.72)
214	(376,157.48)
COURTHOUSE SECURITY - COUNTY/DISTRICT COURT	(376,157.48)
1214	(376,157.48)
430102	(376,157.48)
COUNTY/DISTRICT COURT FEES	(376,157.48)
215	(129,901.54)
COURTHOUSE SECURITY - JP	(129,901.54)
8590	(129,901.54)
430102	(104,378.95)
COUNTY/DISTRICT COURT FEES	(104,378.95)
430134	(25,522.59)
JUSTICE OF THE PEACE FEES	(25,522.59)
216	(106,073.91)
JUSTICE COURT TECHNOLOGY	(106,073.91)
8591	(106,073.91)
430134	(106,073.91)
JUSTICE OF THE PEACE FEES	(106,073.91)
217	(311,295.22)
JUVENILE CASE MANAGER	(311,295.22)
8592	(11,295.22)
430134	(11,295.22)
JUSTICE OF THE PEACE FEES	(11,295.22)
1217	(300,000.00)
470100	(300,000.00)
TRANSFERS IN	(300,000.00)
218	(27,483.00)
CC VITAL RECORDS PRESERVATION	(27,483.00)
2300	(27,483.00)
430110	(27,483.00)
COUNTY CLERK FEES	(27,483.00)

219	(1,430,023.39)
CONTRACT ELECTION SERVICE	(1,430,023.39)
2502	(20,207.83)
440100	(20,925.21)
INTEREST-BANK	(20,925.21)
440120	(520.83)
INVESTMENT EARNINGS	(520.83)
450200	2,056.75
CONTRACT SERVICE REVENUE	2,056.75
450328	(818.54)
SALE OF ASSETS	(818.54)
2503	(1,409,815.56)
450200	(1,409,815.56)
CONTRACT SERVICE REVENUE	(1,409,815.56)
220	(61,132,304.35)
GRANTS	(61,132,304.35)
1220	(369,610.81)
420102	0.04
FEDERAL PROGRAM INCOME	0.04
440100	(10,268.97)
INTEREST-BANK	(10,268.97)
470100	(359,341.88)
TRANSFERS IN	(359,341.88)
2000	(14,293,187.11)
420100	(14,293,187.11)
FEDERAL GRANT REVENUE	(14,293,187.11)
2800	(15,902,483.66)
420200	(15,902,483.66)
STATE GRANT REVENUE	(15,902,483.66)
3200	(30,143.66)
420200	(30,143.66)
STATE GRANT REVENUE	(30,143.66)
4100	(101,216.43)
420300	(101,216.43)
OTHER GRANT REVENUE	(101,216.43)
4300	(4,599,865.55)
420100	(4,416,705.19)
FEDERAL GRANT REVENUE	(4,416,705.19)
420102	(63,173.96)
FEDERAL PROGRAM INCOME	(63,173.96)
420200	(27,800.00)
STATE GRANT REVENUE	(27,800.00)
450300	(92,186.40)
CONTRIBUTIONS	(92,186.40)
4500	(18,039.36)
420100	(18,039.36)
FEDERAL GRANT REVENUE	(18,039.36)
5000	(6,944,729.93)
420100	(6,919,271.81)
FEDERAL GRANT REVENUE	(6,919,271.81)
420200	(25,458.12)
STATE GRANT REVENUE	(25,458.12)
5100	(249,014.93)
420100	(249,014.93)

FEDERAL GRANT REVENUE	(249,014.93)
5200	(12,766,934.45)
420100	(12,766,934.45)
FEDERAL GRANT REVENUE	(12,766,934.45)
5400	(1,701,946.02)
420102	31,093.12
FEDERAL PROGRAM INCOME	31,093.12
420200	(1,733,039.14)
STATE GRANT REVENUE	(1,733,039.14)
420300	-
OTHER GRANT REVENUE	-
5401	(976,397.72)
420100	(65,779.69)
FEDERAL GRANT REVENUE	(65,779.69)
420200	(874,643.03)
STATE GRANT REVENUE	(874,643.03)
420306	(35,975.00)
OTHER CONTRACT REIMBURSEMENT	(35,975.00)
6000	(65,496.51)
420100	(65,496.51)
FEDERAL GRANT REVENUE	(65,496.51)
6100	(3,596.36)
420300	(3,596.36)
OTHER GRANT REVENUE	(3,596.36)
6200	(72,028.53)
420100	(76,782.22)
FEDERAL GRANT REVENUE	(76,782.22)
420106	4,753.69
FEDERAL CONTRACT REIMBURSEMENT	4,753.69
6202	(108,786.19)
420100	(108,786.19)
FEDERAL GRANT REVENUE	(108,786.19)
6300	(175,854.28)
420100	(175,854.28)
FEDERAL GRANT REVENUE	(175,854.28)
6302	(537,426.71)
420200	(431,034.38)
STATE GRANT REVENUE	(431,034.38)
450300	(106,392.33)
CONTRIBUTIONS	(106,392.33)
6407	(185,897.44)
420100	(54,300.00)
FEDERAL GRANT REVENUE	(54,300.00)
420200	(26,125.44)
STATE GRANT REVENUE	(26,125.44)
420300	(105,472.00)
OTHER GRANT REVENUE	(105,472.00)
6500	(95,931.96)
420100	(419.40)
FEDERAL GRANT REVENUE	(419.40)
450100	(95,512.56)
6601	-
420100	-
FEDERAL GRANT REVENUE	-

7100	(16,888.63)
420100	(12,177.21)
FEDERAL GRANT REVENUE	(12,177.21)
420300	(4,711.42)
OTHER GRANT REVENUE	(4,711.42)
7200	(2,062.63)
420100	(2,062.63)
FEDERAL GRANT REVENUE	(2,062.63)
7300	(252.10)
420300	(252.10)
OTHER GRANT REVENUE	(252.10)
7400	(10,000.00)
420300	(10,000.00)
OTHER GRANT REVENUE	(10,000.00)
7500	(23,152.91)
420300	(23,152.91)
OTHER GRANT REVENUE	(23,152.91)
8340	(194,073.47)
420200	(194,073.47)
STATE GRANT REVENUE	(194,073.47)
9400	(1,687,787.00)
420100	(1,687,787.00)
FEDERAL GRANT REVENUE	(1,687,787.00)
9408	500.00
420102	500.00
FEDERAL PROGRAM INCOME	500.00
221	(29,780.87)
HAVA	(29,780.87)
2500	(29,780.87)
420100	(29,780.87)
FEDERAL GRANT REVENUE	(29,780.87)
300	(52,986,750.81)
DEBT SERVICE	(52,986,750.81)
1300	(42,823,970.01)
400100	(40,733,046.84)
CURRENT TAXES	(40,733,046.84)
400110	(422,872.53)
DELINQUENT TAXES	(422,872.53)
400140	(21.07)
OTHER TAXES	(21.07)
420304	(401,546.77)
OTHER ALLOCATIONS	(401,546.77)
440100	(36,929.30)
INTEREST-BANK	(36,929.30)
440120	(4,421.15)
INVESTMENT EARNINGS	(4,421.15)
470100	(1,225,132.35)
TRANSFERS IN	(1,225,132.35)
3290	(10,162,780.80)
480100	(8,430,000.00)
BOND PROCEEDS	(8,430,000.00)
480110	(1,732,780.80)
PREMIUM ON BOND ISSUE	(1,732,780.80)
340	(71,207,408.31)

GASB 34 CONVERSION	(71,207,408.31)
1340	(71,207,408.31)
430110	(378,401.32)
COUNTY CLERK FEES	(378,401.32)
430132	(1,828,758.29)
DISTRICT CLERK FEES	(1,828,758.29)
430134	20,474.47
JUSTICE OF THE PEACE FEES	20,474.47
450320	(58,715,422.08)
MISCELLANEOUS	(58,715,422.08)
450328	593,106.69
SALE OF ASSETS	593,106.69
480200	(741,995.28)
GAIN/LOSS ON SALE OF ASSETS	(741,995.28)
480100	(10,156,412.50)
BOND PROCEEDS	(10,156,412.50)
400	(1,039,533.83)
LOCAL CAPITAL PROJECTS	(1,039,533.83)
1400	(1,039,533.83)
400140	-
OTHER TAXES	-
440100	-
INTEREST-BANK	-
470100	(1,039,533.83)
TRANSFERS IN	(1,039,533.83)
401	(55,172.73)
C/P REVENUE TOLL BONDS 10	(55,172.73)
1401	(55,172.73)
440100	(30,148.04)
INTEREST-BANK	(30,148.04)
440120	(25,024.69)
INVESTMENT EARNINGS	(25,024.69)
402	(3,847.52)
C/P CERTIFICATES OF OBLIGATION 2012	(3,847.52)
1402	(3,847.52)
440100	(3,847.52)
INTEREST-BANK	(3,847.52)
440120	-
INVESTMENT EARNINGS	-
403	0.04
C/P PASS THRU TOLL PROJECTS	0.04
1403	0.04
440100	0.04
INTEREST-BANK	0.04
404	(4,835.83)
C/P ROAD BONDS 2016	(4,835.83)
1404	(4,835.83)
440100	(4,835.83)
INTEREST-BANK	(4,835.83)
405	(39,825.45)
C/P ROAD BONDS 2016A	(39,825.45)
1405	(39,825.45)
440100	(39,825.45)
INTEREST-BANK	(39,825.45)

406	(81,869.80)
C/P ROAD BONDS 2018	(81,869.80)
1406	(81,869.80)
440100	(81,869.80)
INTEREST-BANK	(81,869.80)
407	(1,590,478.44)
C/P ROAD BONDS 2018B	(1,590,478.44)
1407	(666,856.80)
440100	(666,856.80)
INTEREST-BANK	(666,856.80)
9100	(39,080.72)
420206	(39,080.72)
STATE CONTRACT REIMBURSEMENT	(39,080.72)
9400	(884,540.92)
420306	(884,540.92)
OTHER CONTRACT REIMBURSEMENT	(884,540.92)
408	(23,544.00)
C/P SHERIFF'S PROJECTS	(23,544.00)
1408	(23,544.00)
450320	(23,544.00)
MISCELLANEOUS	(23,544.00)
500	(48,839,360.69)
SELF INSURANCE	(48,839,360.69)
1500	(3,000,000.00)
470100	(3,000,000.00)
TRANSFERS IN	(3,000,000.00)
2201	(45,839,360.69)
430232	(38,629,285.80)
COUNTY FUNDING	(38,629,285.80)
430240	(1,770,823.90)
EMPLOYEE/RETIREE FUNDING	(1,770,823.90)
430242	(326,544.37)
COBRA FUNDING	(326,544.37)
430244	(176,206.12)
THIRD PARTY REIMBURSEMENT	(176,206.12)
430246	(532,645.65)
430248	(1,568,518.72)
RX REBATES	(1,568,518.72)
430250	(178,843.70)
MEDICAL CLAIMS REFUNDS	(178,843.70)
430260	(2,363,211.57)
EMPLOYEE CONTRIBUTION-EMPLOYEE ONLY	(2,363,211.57)
430262	(27.50)
EMPLOYEE CONTRIBUTION-EMPLOYEE AND SPOUSE	(27.50)
430264	(25.00)
EMPLOYEE CONTRIBUTION-EMPLOYEE AND CHILD	(25.00)
430266	(820.00)
EMPLOYEE CONTRIBUTION-EMPLOYEE AND FAMILY	(820.00)
430268	(287,823.15)
SUPPLEMENTAL LIFE EMPLOYEE PREMIUM	(287,823.15)
430270	(4,585.21)
DEPENDENT LIFE EMPLOYEE PREMIUM	(4,585.21)
501	(1,696,616.77)
WORKERS COMPENSATION	(1,696,616.77)

2203	(1,696,616.77)
430232	(950,000.00)
COUNTY FUNDING	(950,000.00)
430244	(464,812.52)
THIRD PARTY REIMBURSEMENT	(464,812.52)
430254	(281,804.25)
CONTRACT FUNDING	(281,804.25)
502	(2,246,794.14)
PROPERTY/CASUALTY	(2,246,794.14)
2202	(2,246,794.14)
430232	(900,000.00)
COUNTY FUNDING	(900,000.00)
430244	(1,298,890.97)
THIRD PARTY REIMBURSEMENT	(1,298,890.97)
450328	(47,903.17)
SALE OF ASSETS	(47,903.17)
222	(33,940,900.78)
JAIL PASS THRU	(33,940,900.78)
6601	(33,940,900.78)
420108	(33,940,900.78)
FEDERAL INMATE HOUSING	(33,940,900.78)
COURT FACILITY FEE	(148,231.76)
1224	(148,231.76)
430110	(31,047.02)
COUNTY CLERK FEES	(31,047.02)
430132	(117,184.74)
DISTRICT CLERK FEES	(117,184.74)
225	(47,054.43)
LANGUAGE ACCESS	(47,054.43)
1225	(47,054.43)
430110	(4,657.06)
COUNTY CLERK FEES	(4,657.06)
430132	(17,577.71)
DISTRICT CLERK FEES	(17,577.71)
430134	(24,819.66)
JUSTICE OF THE PEACE FEES	(24,819.66)
600	(3,312,695,253.34)
CUSTODIAL ACCOUNTS	(3,312,695,253.34)
3322	(3,312,695,253.34)
420206	22,969.77
STATE CONTRACT REIMBURSEMENT	22,969.77
430228	(3,255,436,363.78)
COLLECTION FEE	(3,255,436,363.78)
440100	(70,998.40)
INTEREST-BANK	(70,998.40)
440120	(27,540.77)
INVESTMENT EARNINGS	(27,540.77)
450100	(163,708.37)
COMMISSIONS	(163,708.37)
450320	(4,129,238.74)
MISCELLANEOUS	(4,129,238.74)
470100	(0.00)
TRANSFERS IN	(0.00)
450311	(52,890,373.05)

DEPOSITS TO BE HELD	(52,890,373.05)

MONTGOMERY COUNTY, TEXAS

REPORT OF EXPENDITURES

For Year Ended September 30, 2022

March 21, 2023

	Sum of NetTransactionAmount
100	285,479,229.43
GENERAL OPERATIONS	285,479,229.43
1100	2,413,282.28
710120	-
SALARY/OTHER	-
770100	2,413,282.28
TRANSFERS OUT	2,413,282.28
740627	-
TELEPHONE - CONTROLLED	-
2000	590,340.42
710100	159,425.59
SALARY/OFFICIAL-DEPARTMENT HEAD	159,425.59
710110	228,628.86
SALARY/REGULAR	228,628.86
710130	716.00
SALARY/OVERTIME	716.00
710140	1,927.22
SALARY/CELL PHONE ALLOWANCE	1,927.22
720100	28,349.91
SOCIAL SECURITY	28,349.91
720110	56,305.04
EMPLOYEE INSURANCE	56,305.04
720120	48,737.21
RETIREMENT	48,737.21
720140	27.00
STATE UNEMPLOYMENT TAX	27.00
730100	6,488.83
OFFICE SUPPLIES	6,488.83
730140	136.06
JANITOR SUPPLIES	136.06
730310	585.65
UNIFORMS	585.65
730370	196.00
PERIODICALS	196.00
740510	175.00
PROFESSIONAL DEVELOPMENT	175.00
740530	455.88
MOBILE PHONE AND DATA	455.88
740540	18.79
TRAVEL EXPENSE	18.79
740580	438.65
PRINTING	438.65
740660	5,387.19
EQUIPMENT RENTAL	5,387.19
740720	52,094.25
INDIGENT INTERMENT	52,094.25
730101	247.29
FOOD SUPPLIES	247.29

2100	649,419.57
710100	146,630.18
SALARY/OFFICIAL-DEPARTMENT HEAD	146,630.18
710110	291,302.79
SALARY/REGULAR	291,302.79
710130	285.46
SALARY/OVERTIME	285.46
710140	963.61
SALARY/CELL PHONE ALLOWANCE	963.61
720100	32,771.18
SOCIAL SECURITY	32,771.18
720110	79,647.90
EMPLOYEE INSURANCE	79,647.90
720120	54,791.19
RETIREMENT	54,791.19
720140	190.89
STATE UNEMPLOYMENT TAX	190.89
730100	6,342.51
OFFICE SUPPLIES	6,342.51
730210	244.10
DATA PROCESSING SUPPLIES	244.10
740120	4,313.58
MEDICAL SERVICES	4,313.58
740420	15.64
COURIER SERVICE	15.64
740512	26,799.00
PROFESSIONAL SERVICES	26,799.00
740660	3,665.64
EQUIPMENT RENTAL	3,665.64
740680	1,450.90
MEMBERSHIP/ASSOCIATION DUES	1,450.90
740250	5.00
PENALTY/LATE CHARGE	5.00
2101	275.00
740512	275.00
PROFESSIONAL SERVICES	275.00
2200	918,735.39
710100	142,269.15
SALARY/OFFICIAL-DEPARTMENT HEAD	142,269.15
710110	441,473.98
SALARY/REGULAR	441,473.98
710140	982.93
SALARY/CELL PHONE ALLOWANCE	982.93
720100	43,605.15
SOCIAL SECURITY	43,605.15
720110	115,404.56
EMPLOYEE INSURANCE	115,404.56
720120	72,973.14
RETIREMENT	72,973.14
720140	302.76
STATE UNEMPLOYMENT TAX	302.76
730100	9,671.82
OFFICE SUPPLIES	9,671.82
730240	312.73

FUEL - CONTROLLED	312.73
730390	10,005.77
MEDICAL SUPPLIES	10,005.77
740140	71.89
VEHICLE MAINTENANCE - CONTROLLED	71.89
740510	3,796.08
PROFESSIONAL DEVELOPMENT	3,796.08
740512	14,286.67
PROFESSIONAL SERVICES	14,286.67
740530	1,778.02
MOBILE PHONE AND DATA	1,778.02
740540	8,166.93
TRAVEL EXPENSE	8,166.93
740550	34,883.34
SAFETY PROGRAM	34,883.34
740660	3,375.58
EQUIPMENT RENTAL	3,375.58
740680	3,249.89
MEMBERSHIP/ASSOCIATION DUES	3,249.89
740950	71.00
BONDS-NOTARIES	71.00
750400	19,894.00
CAPITAL OUTLAY-FURNITURE FIXTURES AND EQUIPMENT	19,894.00
790100	(7,840.00)
REIMBURSEMENTS CLEARING	(7,840.00)
2300	2,602,508.84
710100	139,576.12
SALARY/OFFICIAL-DEPARTMENT HEAD	139,576.12
710110	1,592,798.63
SALARY/REGULAR	1,592,798.63
720100	126,616.85
SOCIAL SECURITY	126,616.85
720110	475,432.54
EMPLOYEE INSURANCE	475,432.54
720120	216,007.63
RETIREMENT	216,007.63
720140	911.57
STATE UNEMPLOYMENT TAX	911.57
730100	14,022.02
OFFICE SUPPLIES	14,022.02
730110	450.00
POSTAGE	450.00
730120	500.00
BOOK SUPPLEMENTS	500.00
730170	11,018.43
BIRTH CERTIFICATES	11,018.43
730210	4,462.19
DATA PROCESSING SUPPLIES	4,462.19
730370	135.00
PERIODICALS	135.00
740110	69.95
IT SOFTWARE MAINTENANCE	69.95
740504	-
ONLINE SERVICES	-

740510	2,400.00
PROFESSIONAL DEVELOPMENT	2,400.00
740512	284.00
PROFESSIONAL SERVICES	284.00
740540	5,350.51
TRAVEL EXPENSE	5,350.51
740580	1,810.00
PRINTING	1,810.00
740660	10,677.60
EQUIPMENT RENTAL	10,677.60
740680	175.00
MEMBERSHIP/ASSOCIATION DUES	175.00
790100	(189.20)
REIMBURSEMENTS CLEARING	(189.20)
2302	400,016.44
710110	242,819.13
SALARY/REGULAR	242,819.13
720100	17,627.27
SOCIAL SECURITY	17,627.27
720110	70,381.30
EMPLOYEE INSURANCE	70,381.30
720120	30,308.26
RETIREMENT	30,308.26
720140	45.00
STATE UNEMPLOYMENT TAX	45.00
730100	2,567.36
OFFICE SUPPLIES	2,567.36
730110	8,876.45
POSTAGE	8,876.45
740510	100.00
PROFESSIONAL DEVELOPMENT	100.00
740512	14,955.50
PROFESSIONAL SERVICES	14,955.50
740540	1,206.35
TRAVEL EXPENSE	1,206.35
740640	8,218.31
CONTRACT SERVICES	8,218.31
740660	2,951.51
EQUIPMENT RENTAL	2,951.51
790100	(40.00)
REIMBURSEMENTS CLEARING	(40.00)
2400	352,044.92
710100	90,953.91
SALARY/OFFICIAL-DEPARTMENT HEAD	90,953.91
710110	146,351.57
SALARY/REGULAR	146,351.57
720100	17,385.82
SOCIAL SECURITY	17,385.82
720110	56,305.04
EMPLOYEE INSURANCE	56,305.04
720120	29,608.46
RETIREMENT	29,608.46
720140	36.00
STATE UNEMPLOYMENT TAX	36.00

730100	1,791.22
OFFICE SUPPLIES	1,791.22
740510	2,100.00
PROFESSIONAL DEVELOPMENT	2,100.00
740540	4,457.05
TRAVEL EXPENSE	4,457.05
740580	368.36
PRINTING	368.36
740660	2,461.84
EQUIPMENT RENTAL	2,461.84
740680	210.00
MEMBERSHIP/ASSOCIATION DUES	210.00
740260	15.65
INTEREST ON CREDIT CARDS	15.65
2500	9,740,966.03
710100	130,635.76
SALARY/OFFICIAL-DEPARTMENT HEAD	130,635.76
710110	801,191.87
SALARY/REGULAR	801,191.87
710130	90,348.09
SALARY/OVERTIME	90,348.09
720100	76,585.38
SOCIAL SECURITY	76,585.38
720110	152,122.82
EMPLOYEE INSURANCE	152,122.82
720120	94,387.40
RETIREMENT	94,387.40
720140	6,932.90
STATE UNEMPLOYMENT TAX	6,932.90
730100	26,048.05
OFFICE SUPPLIES	26,048.05
730110	36.95
POSTAGE	36.95
730120	-
BOOK SUPPLEMENTS	-
730210	28,078.07
DATA PROCESSING SUPPLIES	28,078.07
730220	566.43
REPLACEMENTS	566.43
730240	713.04
FUEL - CONTROLLED	713.04
730250	150.00
SHOP SUPPLIES	150.00
730370	223.15
PERIODICALS	223.15
740140	132.73
VEHICLE MAINTENANCE - CONTROLLED	132.73
740512	152,842.37
PROFESSIONAL SERVICES	152,842.37
740530	7,976.65
MOBILE PHONE AND DATA	7,976.65
740540	11,696.34
TRAVEL EXPENSE	11,696.34
740580	74,508.21

PRINTING	74,508.21
740628	2,304.00
TELEPHONE-FIBER OPTIC - CONTROLLED	2,304.00
740654	2,581.00
COMMUNITY BUILDING/VOTING BOX	2,581.00
740656	311.80
RENT AND LEASES	311.80
740660	401.63
EQUIPMENT RENTAL	401.63
750400	8,079,172.32
CAPITAL OUTLAY-FURNITURE FIXTURES AND EQUIPMENT	8,079,172.32
790100	(410.93)
REIMBURSEMENTS CLEARING	(410.93)
740625	1,430.00
REFUSE COLLECTION - CONTROLLED	1,430.00
2501	189,500.16
710110	43,554.63
SALARY/REGULAR	43,554.63
710130	3,077.22
SALARY/OVERTIME	3,077.22
720100	3,567.34
SOCIAL SECURITY	3,567.34
730100	3,233.31
OFFICE SUPPLIES	3,233.31
730210	2,676.40
DATA PROCESSING SUPPLIES	2,676.40
730320	11,201.82
IT HARDWARE	11,201.82
740504	250.00
ONLINE SERVICES	250.00
740512	2,963.61
PROFESSIONAL SERVICES	2,963.61
790100	118,975.83
REIMBURSEMENTS CLEARING	118,975.83
2600	11,976,239.66
710100	137,455.62
SALARY/OFFICIAL-DEPARTMENT HEAD	137,455.62
710110	2,917,314.62
SALARY/REGULAR	2,917,314.62
710120	-
SALARY/OTHER	-
710140	6,629.51
SALARY/CELL PHONE ALLOWANCE	6,629.51
720100	227,526.85
SOCIAL SECURITY	227,526.85
720110	530,806.71
EMPLOYEE INSURANCE	530,806.71
720120	382,193.12
RETIREMENT	382,193.12
720140	1,054.02
STATE UNEMPLOYMENT TAX	1,054.02
730100	47,808.98
OFFICE SUPPLIES	47,808.98
730110	35,513.25

POSTAGE	35,513.25
730210	19,522.27
DATA PROCESSING SUPPLIES	19,522.27
730220	6,639.57
REPLACEMENTS	6,639.57
730250	2,183.77
SHOP SUPPLIES	2,183.77
730270	12,700.00
LAW ENFORCEMENT SPECIFIC SUPPLIES	12,700.00
730320	1,422,141.08
IT HARDWARE	1,422,141.08
730330	454,791.41
IT SOFTWARE	454,791.41
730332	372,643.33
TELEPHONE-REPAIRS/REPLACEMENT-CONTROLLED	372,643.33
740110	2,571,363.82
IT SOFTWARE MAINTENANCE	2,571,363.82
740140	45,123.91
VEHICLE MAINTENANCE - CONTROLLED	45,123.91
740420	7,951.00
COURIER SERVICE	7,951.00
740510	1,784.08
PROFESSIONAL DEVELOPMENT	1,784.08
740512	581,233.59
PROFESSIONAL SERVICES	581,233.59
740530	32,479.13
MOBILE PHONE AND DATA	32,479.13
740540	8,043.70
TRAVEL EXPENSE	8,043.70
740620	840.00
ELECTRICITY - CONTROLLED	840.00
740628	227,259.24
TELEPHONE-FIBER OPTIC - CONTROLLED	227,259.24
740640	33,005.83
CONTRACT SERVICES	33,005.83
740650	52.52
SIGN AND SIGNAL MAINTENANCE	52.52
740660	2,232.14
EQUIPMENT RENTAL	2,232.14
740662	(0.64)
LEASE TO PURCHASE	(0.64)
740680	175.00
MEMBERSHIP/ASSOCIATION DUES	175.00
750400	61,307.56
CAPITAL OUTLAY-FURNITURE FIXTURES AND EQUIPMENT	61,307.56
750800	544,671.58
MAJOR PROJECTS	544,671.58
780100	776,006.16
PRINCIPAL RETIREMENT	776,006.16
780200	64,174.84
INTEREST AND FISCAL CHARGES	64,174.84
790100	(6,490.88)
REIMBURSEMENTS CLEARING	(6,490.88)
740627	423,673.37

TELEPHONE - CONTROLLED	423,673.37
740100	24,429.60
IT HARDWARE MAINTENANCE	24,429.60
740240	-
CHANGE OF VENUE	-
2700	3,800,957.14
710100	139,576.12
SALARY/OFFICIAL-DEPARTMENT HEAD	139,576.12
710110	2,367,394.82
SALARY/REGULAR	2,367,394.82
720100	183,949.33
SOCIAL SECURITY	183,949.33
720110	760,158.55
EMPLOYEE INSURANCE	760,158.55
720120	312,810.96
RETIREMENT	312,810.96
720140	1,956.83
STATE UNEMPLOYMENT TAX	1,956.83
730100	10,155.26
OFFICE SUPPLIES	10,155.26
740110	40.00
IT SOFTWARE MAINTENANCE	40.00
740510	1,360.00
PROFESSIONAL DEVELOPMENT	1,360.00
740540	4,759.44
TRAVEL EXPENSE	4,759.44
740580	750.00
PRINTING	750.00
740640	6,251.40
CONTRACT SERVICES	6,251.40
740660	12,173.44
EQUIPMENT RENTAL	12,173.44
740680	175.00
MEMBERSHIP/ASSOCIATION DUES	175.00
790100	(554.01)
REIMBURSEMENTS CLEARING	(554.01)
2800	3,692,359.49
710100	192,900.44
SALARY/OFFICIAL-DEPARTMENT HEAD	192,900.44
710110	2,352,497.86
SALARY/REGULAR	2,352,497.86
710130	54.55
SALARY/OVERTIME	54.55
710140	1,686.58
SALARY/CELL PHONE ALLOWANCE	1,686.58
710150	-
SALARY/SPECIAL PAY	-
720100	193,169.79
SOCIAL SECURITY	193,169.79
720110	423,204.49
EMPLOYEE INSURANCE	423,204.49
720120	326,424.46
RETIREMENT	326,424.46
720140	314.31

STATE UNEMPLOYMENT TAX	314.31
730100	25,240.29
OFFICE SUPPLIES	25,240.29
730120	28,215.57
BOOK SUPPLEMENTS	28,215.57
740220	88,812.24
LEGAL/LITIGATION COSTS	88,812.24
740504	21,876.95
ONLINE SERVICES	21,876.95
740510	14,991.86
PROFESSIONAL DEVELOPMENT	14,991.86
740540	8,507.18
TRAVEL EXPENSE	8,507.18
740580	642.00
PRINTING	642.00
740640	2,196.69
CONTRACT SERVICES	2,196.69
740660	7,535.52
EQUIPMENT RENTAL	7,535.52
740680	4,275.00
MEMBERSHIP/ASSOCIATION DUES	4,275.00
740970	344.17
FREIGHT AND HANDLING	344.17
790100	(530.46)
REIMBURSEMENTS CLEARING	(530.46)
2801	163,826.84
710150	78,900.00
SALARY/SPECIAL PAY	78,900.00
730100	1,274.60
OFFICE SUPPLIES	1,274.60
730110	27.43
POSTAGE	27.43
730210	-
DATA PROCESSING SUPPLIES	-
730320	3,551.38
IT HARDWARE	3,551.38
730330	270.63
IT SOFTWARE	270.63
740220	76.00
LEGAL/LITIGATION COSTS	76.00
740230	82.00
LITIGATION EXPENSES	82.00
740484	-
COURT REPORTER TRANSCRIPT	-
740510	295.00
PROFESSIONAL DEVELOPMENT	295.00
740640	72,864.82
CONTRACT SERVICES	72,864.82
740680	6,227.00
MEMBERSHIP/ASSOCIATION DUES	6,227.00
730101	80.98
FOOD SUPPLIES	80.98
740450	(172.00)
SERVICE/CITATIONS	(172.00)

740145	349.00
EQUIPMENT MAINTENANCE/REPAIR - CONTROLLED	349.00
3000	3,405,866.94
710100	119,414.94
SALARY/OFFICIAL-DEPARTMENT HEAD	119,414.94
710110	1,771,906.51
SALARY/REGULAR	1,771,906.51
710120	(768.06)
SALARY/OTHER	(768.06)
710130	187,538.77
SALARY/OVERTIME	187,538.77
710140	-
SALARY/CELL PHONE ALLOWANCE	-
720100	154,776.22
SOCIAL SECURITY	154,776.22
720110	486,785.86
EMPLOYEE INSURANCE	486,785.86
720120	260,169.50
RETIREMENT	260,169.50
720140	1,906.75
STATE UNEMPLOYMENT TAX	1,906.75
730100	5,812.45
OFFICE SUPPLIES	5,812.45
730140	233,822.00
JANITOR SUPPLIES	233,822.00
730220	25,161.53
REPLACEMENTS	25,161.53
730240	28,296.27
FUEL - CONTROLLED	28,296.27
730250	545.66
SHOP SUPPLIES	545.66
730260	291.42
VEHICLE SUPPLIES	291.42
730300	319.22
COMMUNITY AWARENESS SUPPLIES	319.22
730310	9,929.21
UNIFORMS	9,929.21
740140	40,878.93
VEHICLE MAINTENANCE - CONTROLLED	40,878.93
740510	1,710.99
PROFESSIONAL DEVELOPMENT	1,710.99
740512	64,806.34
PROFESSIONAL SERVICES	64,806.34
740530	10,757.96
MOBILE PHONE AND DATA	10,757.96
740660	1,767.52
EQUIPMENT RENTAL	1,767.52
740260	36.95
INTEREST ON CREDIT CARDS	36.95
3100	9,789,770.41
710100	132,730.30
SALARY/OFFICIAL-DEPARTMENT HEAD	132,730.30
710110	2,372,926.10
SALARY/REGULAR	2,372,926.10

710120	-
SALARY/OTHER	-
710130	79,642.74
SALARY/OVERTIME	79,642.74
720100	192,925.92
SOCIAL SECURITY	192,925.92
720110	618,903.36
EMPLOYEE INSURANCE	618,903.36
720120	324,940.36
RETIREMENT	324,940.36
720140	565.67
STATE UNEMPLOYMENT TAX	565.67
730100	1,740.89
OFFICE SUPPLIES	1,740.89
730140	184.00
JANITOR SUPPLIES	184.00
730220	682,509.17
REPLACEMENTS	682,509.17
730240	168,029.89
FUEL - CONTROLLED	168,029.89
730250	113,902.60
SHOP SUPPLIES	113,902.60
730310	18,859.51
UNIFORMS	18,859.51
740140	31,763.77
VEHICLE MAINTENANCE - CONTROLLED	31,763.77
740150	62,821.29
LANDSCAPE MAINTENANCE	62,821.29
740510	3,479.35
PROFESSIONAL DEVELOPMENT	3,479.35
740512	180,933.13
PROFESSIONAL SERVICES	180,933.13
740530	13,218.12
MOBILE PHONE AND DATA	13,218.12
740620	3,429,490.21
ELECTRICITY - CONTROLLED	3,429,490.21
740622	166,702.74
GAS - CONTROLLED	166,702.74
740624	931,493.74
WATER AND SEWER - CONTROLLED	931,493.74
740640	147,451.07
CONTRACT SERVICES	147,451.07
740660	24,425.82
EQUIPMENT RENTAL	24,425.82
740750	110,982.25
REMODEL	110,982.25
750800	3,697.54
MAJOR PROJECTS	3,697.54
790100	(24,549.13)
REIMBURSEMENTS CLEARING	(24,549.13)
3200	1,765,425.57
730100	-
OFFICE SUPPLIES	-
730390	93,920.57

MEDICAL SUPPLIES	93,920.57
740120	97,500.00
MEDICAL SERVICES	97,500.00
740500	-
ECONOMIC DEVELOPMENT	-
740512	361,525.00
PROFESSIONAL SERVICES	361,525.00
740640	1,196,873.00
CONTRACT SERVICES	1,196,873.00
740642	15,000.00
SOIL CONSERVATION	15,000.00
740690	607.00
COURT COST	607.00
3210	27,079,763.97
720110	5,696,000.00
EMPLOYEE INSURANCE	5,696,000.00
720120	10,000,000.00
RETIREMENT	10,000,000.00
720130	950,000.00
WORKERS COMPENSATION	950,000.00
730100	8,099.29
OFFICE SUPPLIES	8,099.29
730110	585,679.88
POSTAGE	585,679.88
730370	1,678.50
PERIODICALS	1,678.50
740110	4,554.00
IT SOFTWARE MAINTENANCE	4,554.00
740120	2,945.79
MEDICAL SERVICES	2,945.79
740220	13,350.00
LEGAL/LITIGATION COSTS	13,350.00
740400	75,800.00
AUDIT	75,800.00
740500	4,200,437.20
ECONOMIC DEVELOPMENT	4,200,437.20
740502	2,099,400.99
CENTRAL APPRAISAL DISTRICT	2,099,400.99
740512	108,430.88
PROFESSIONAL SERVICES	108,430.88
740570	77,263.20
ADVERTISING	77,263.20
740640	349,386.17
CONTRACT SERVICES	349,386.17
740656	-
RENT AND LEASES	-
740660	1,065.48
EQUIPMENT RENTAL	1,065.48
740662	(0.47)
LEASE TO PURCHASE	(0.47)
740680	32,542.72
MEMBERSHIP/ASSOCIATION DUES	32,542.72
740700	500,000.00
INSURANCE/BOND PREMIUMS	500,000.00

750600	7,681.30
CAPITAL OUTLAY-VEHICLES	7,681.30
780100	1,847,740.86
PRINCIPAL RETIREMENT	1,847,740.86
780200	141,479.50
INTEREST AND FISCAL CHARGES	141,479.50
740627	551.05
TELEPHONE - CONTROLLED	551.05
740100	438.60
IT HARDWARE MAINTENANCE	438.60
730410	(0.97)
INVOICE TOLERANCE*	(0.97)
760710	375,240.00
CONTINGENCY-OPERATIONS	375,240.00
3220	200,219.23
740512	200,219.23
PROFESSIONAL SERVICES	200,219.23
3230	283,626.12
710110	189,222.45
SALARY/REGULAR	189,222.45
720100	14,003.63
SOCIAL SECURITY	14,003.63
720110	56,305.04
EMPLOYEE INSURANCE	56,305.04
720120	23,609.07
RETIREMENT	23,609.07
720140	36.00
STATE UNEMPLOYMENT TAX	36.00
730100	449.93
OFFICE SUPPLIES	449.93
3240	32,733.17
740512	32,733.17
PROFESSIONAL SERVICES	32,733.17
3250	47,224.13
710120	1,920.00
SALARY/OTHER	1,920.00
730100	33.54
OFFICE SUPPLIES	33.54
730160	10,399.72
CLOTHING	10,399.72
740120	2,241.00
MEDICAL SERVICES	2,241.00
740510	550.00
PROFESSIONAL DEVELOPMENT	550.00
740560	2,068.08
TRANSPORTATION	2,068.08
740770	28,270.00
ALLOWANCE	28,270.00
740627	1,371.79
TELEPHONE - CONTROLLED	1,371.79
740450	370.00
SERVICE/CITATIONS	370.00
3300	1,101,188.49
710100	149,321.91

SALARY/OFFICIAL-DEPARTMENT HEAD	149,321.91
710110	623,561.11
SALARY/REGULAR	623,561.11
710120	-
SALARY/OTHER	-
710130	600.43
SALARY/OVERTIME	600.43
720100	57,076.84
SOCIAL SECURITY	57,076.84
720110	151,082.33
EMPLOYEE INSURANCE	151,082.33
720120	96,594.03
RETIREMENT	96,594.03
720140	197.56
STATE UNEMPLOYMENT TAX	197.56
730100	7,819.63
OFFICE SUPPLIES	7,819.63
740140	741.42
VEHICLE MAINTENANCE - CONTROLLED	741.42
740510	5,353.39
PROFESSIONAL DEVELOPMENT	5,353.39
740530	911.76
MOBILE PHONE AND DATA	911.76
740540	7,022.85
TRAVEL EXPENSE	7,022.85
740680	915.82
MEMBERSHIP/ASSOCIATION DUES	915.82
790100	(10.59)
REIMBURSEMENTS CLEARING	(10.59)
3400	2,379,314.60
710100	158,038.40
SALARY/OFFICIAL-DEPARTMENT HEAD	158,038.40
710110	1,494,756.37
SALARY/REGULAR	1,494,756.37
710130	919.38
SALARY/OVERTIME	919.38
720100	122,525.39
SOCIAL SECURITY	122,525.39
720110	339,678.68
EMPLOYEE INSURANCE	339,678.68
720120	206,320.37
RETIREMENT	206,320.37
720140	1,094.02
STATE UNEMPLOYMENT TAX	1,094.02
730100	15,217.64
OFFICE SUPPLIES	15,217.64
730110	8.94
POSTAGE	8.94
730240	94.05
FUEL - CONTROLLED	94.05
740140	141.51
VEHICLE MAINTENANCE - CONTROLLED	141.51
740510	11,160.25
PROFESSIONAL DEVELOPMENT	11,160.25

740512	476.99
PROFESSIONAL SERVICES	476.99
740530	1,323.63
MOBILE PHONE AND DATA	1,323.63
740540	7,988.62
TRAVEL EXPENSE	7,988.62
740640	9,500.00
CONTRACT SERVICES	9,500.00
740656	312.00
RENT AND LEASES	312.00
740660	7,859.39
EQUIPMENT RENTAL	7,859.39
740680	2,173.97
MEMBERSHIP/ASSOCIATION DUES	2,173.97
790100	(275.00)
REIMBURSEMENTS CLEARING	(275.00)
3500	418,821.23
710100	131,730.85
SALARY/OFFICIAL-DEPARTMENT HEAD	131,730.85
710110	168,589.44
SALARY/REGULAR	168,589.44
710140	963.61
SALARY/CELL PHONE ALLOWANCE	963.61
720100	22,483.39
SOCIAL SECURITY	22,483.39
720110	47,738.85
EMPLOYEE INSURANCE	47,738.85
720120	37,614.03
RETIREMENT	37,614.03
720140	115.00
STATE UNEMPLOYMENT TAX	115.00
730100	1,602.94
OFFICE SUPPLIES	1,602.94
730140	1,514.00
JANITOR SUPPLIES	1,514.00
740510	855.00
PROFESSIONAL DEVELOPMENT	855.00
740530	569.85
MOBILE PHONE AND DATA	569.85
740540	2,412.99
TRAVEL EXPENSE	2,412.99
740580	62.81
PRINTING	62.81
740660	2,448.47
EQUIPMENT RENTAL	2,448.47
740680	120.00
MEMBERSHIP/ASSOCIATION DUES	120.00
3600	781,774.99
710100	150,185.40
SALARY/OFFICIAL-DEPARTMENT HEAD	150,185.40
710110	384,260.92
SALARY/REGULAR	384,260.92
710130	1,159.37
SALARY/OVERTIME	1,159.37

720100	39,302.32
SOCIAL SECURITY	39,302.32
720110	112,588.75
EMPLOYEE INSURANCE	112,588.75
720120	66,814.11
RETIREMENT	66,814.11
720140	404.25
STATE UNEMPLOYMENT TAX	404.25
730100	4,799.99
OFFICE SUPPLIES	4,799.99
740510	2,180.00
PROFESSIONAL DEVELOPMENT	2,180.00
740540	4,262.80
TRAVEL EXPENSE	4,262.80
740640	12,791.13
CONTRACT SERVICES	12,791.13
740660	2,635.95
EQUIPMENT RENTAL	2,635.95
740680	390.00
MEMBERSHIP/ASSOCIATION DUES	390.00
3700	4,997,116.12
710100	162,542.80
SALARY/OFFICIAL-DEPARTMENT HEAD	162,542.80
710110	3,032,796.73
SALARY/REGULAR	3,032,796.73
710130	37,273.78
SALARY/OVERTIME	37,273.78
710140	963.61
SALARY/CELL PHONE ALLOWANCE	963.61
720100	239,793.68
SOCIAL SECURITY	239,793.68
720110	850,045.11
EMPLOYEE INSURANCE	850,045.11
720120	403,470.18
RETIREMENT	403,470.18
720140	2,065.28
STATE UNEMPLOYMENT TAX	2,065.28
730100	62,457.97
OFFICE SUPPLIES	62,457.97
730210	28,858.04
DATA PROCESSING SUPPLIES	28,858.04
740140	1,344.69
VEHICLE MAINTENANCE - CONTROLLED	1,344.69
740510	7,735.00
PROFESSIONAL DEVELOPMENT	7,735.00
740540	3,311.25
TRAVEL EXPENSE	3,311.25
740580	53,926.33
PRINTING	53,926.33
740640	106,741.51
CONTRACT SERVICES	106,741.51
740660	200.16
EQUIPMENT RENTAL	200.16
740680	3,590.00

MEMBERSHIP/ASSOCIATION DUES	3,590.00
790100	-
REIMBURSEMENTS CLEARING	-
3701	15,019.03
740510	1,850.00
PROFESSIONAL DEVELOPMENT	1,850.00
740540	13,169.03
TRAVEL EXPENSE	13,169.03
4000	2,131,488.96
710100	125,449.87
SALARY/OFFICIAL-DEPARTMENT HEAD	125,449.87
710110	1,346,003.73
SALARY/REGULAR	1,346,003.73
710120	-
SALARY/OTHER	-
720100	107,355.09
SOCIAL SECURITY	107,355.09
720110	291,928.08
EMPLOYEE INSURANCE	291,928.08
720120	183,605.05
RETIREMENT	183,605.05
720140	197.60
STATE UNEMPLOYMENT TAX	197.60
730100	8,088.97
OFFICE SUPPLIES	8,088.97
730120	1,210.00
BOOK SUPPLEMENTS	1,210.00
730240	7,489.33
FUEL - CONTROLLED	7,489.33
730310	1,036.11
UNIFORMS	1,036.11
730370	88.00
PERIODICALS	88.00
740140	2,568.93
VEHICLE MAINTENANCE - CONTROLLED	2,568.93
740510	2,768.00
PROFESSIONAL DEVELOPMENT	2,768.00
740528	26,536.50
PROFESSIONAL SERVICES-STORMWATER	26,536.50
740530	15,580.91
MOBILE PHONE AND DATA	15,580.91
740540	4,833.22
TRAVEL EXPENSE	4,833.22
740580	2,517.05
PRINTING	2,517.05
740660	3,269.52
EQUIPMENT RENTAL	3,269.52
740680	963.00
MEMBERSHIP/ASSOCIATION DUES	963.00
4001	588,885.96
710100	113,312.70
SALARY/OFFICIAL-DEPARTMENT HEAD	113,312.70
710110	284,332.67
SALARY/REGULAR	284,332.67

710130	672.72
SALARY/OVERTIME	672.72
710140	834.39
SALARY/CELL PHONE ALLOWANCE	834.39
720100	29,259.35
SOCIAL SECURITY	29,259.35
720110	95,560.85
EMPLOYEE INSURANCE	95,560.85
720120	49,825.55
RETIREMENT	49,825.55
720140	245.25
STATE UNEMPLOYMENT TAX	245.25
730100	10,372.88
OFFICE SUPPLIES	10,372.88
740510	85.00
PROFESSIONAL DEVELOPMENT	85.00
740540	359.88
TRAVEL EXPENSE	359.88
740580	559.88
PRINTING	559.88
740660	3,264.84
EQUIPMENT RENTAL	3,264.84
740680	200.00
MEMBERSHIP/ASSOCIATION DUES	200.00
4100	5,071,468.55
710100	132,730.10
SALARY/OFFICIAL-DEPARTMENT HEAD	132,730.10
710110	2,039,250.23
SALARY/REGULAR	2,039,250.23
710130	149,684.37
SALARY/OVERTIME	149,684.37
710140	6,663.73
SALARY/CELL PHONE ALLOWANCE	6,663.73
720100	173,743.06
SOCIAL SECURITY	173,743.06
720110	624,148.32
EMPLOYEE INSURANCE	624,148.32
720120	290,492.10
RETIREMENT	290,492.10
720140	2,174.48
STATE UNEMPLOYMENT TAX	2,174.48
730100	167,371.30
OFFICE SUPPLIES	167,371.30
730140	7,883.72
JANITOR SUPPLIES	7,883.72
730220	26,859.34
REPLACEMENTS	26,859.34
730240	80,286.42
FUEL - CONTROLLED	80,286.42
730250	27,407.72
SHOP SUPPLIES	27,407.72
730260	26,463.75
VEHICLE SUPPLIES	26,463.75
730280	133,086.10

CANINE EXPENSES	133,086.10
730290	123,325.00
SPAY/NEUTER PROGRAM EXPENSE	123,325.00
730310	13,429.64
UNIFORMS	13,429.64
730390	551,356.34
MEDICAL SUPPLIES	551,356.34
740140	20,339.81
VEHICLE MAINTENANCE - CONTROLLED	20,339.81
740410	1,602.63
TOLLS	1,602.63
740510	8,283.90
PROFESSIONAL DEVELOPMENT	8,283.90
740512	42,337.23
PROFESSIONAL SERVICES	42,337.23
740530	10,119.34
MOBILE PHONE AND DATA	10,119.34
740540	38,053.23
TRAVEL EXPENSE	38,053.23
740580	995.37
PRINTING	995.37
740640	7,650.00
CONTRACT SERVICES	7,650.00
740660	16,024.87
EQUIPMENT RENTAL	16,024.87
750400	342,500.00
CAPITAL OUTLAY-FURNITURE FIXTURES AND EQUIPMENT	342,500.00
790100	(1,120.00)
REIMBURSEMENTS CLEARING	(1,120.00)
730410	255.00
INVOICE TOLERANCE*	255.00
740145	8,071.45
EQUIPMENT MAINTENANCE/REPAIR - CONTROLLED	8,071.45
4200	2,303,396.51
710100	301,905.73
SALARY/OFFICIAL-DEPARTMENT HEAD	301,905.73
710110	884,623.19
SALARY/REGULAR	884,623.19
710120	-
SALARY/OTHER	-
710130	34,438.34
SALARY/OVERTIME	34,438.34
720100	69,537.34
SOCIAL SECURITY	69,537.34
720110	127,903.19
EMPLOYEE INSURANCE	127,903.19
720120	152,430.39
RETIREMENT	152,430.39
720140	126.00
STATE UNEMPLOYMENT TAX	126.00
730100	7,585.21
OFFICE SUPPLIES	7,585.21
730110	1,499.46
POSTAGE	1,499.46

730220	20,929.10
REPLACEMENTS	20,929.10
730240	2,005.94
FUEL - CONTROLLED	2,005.94
730310	1,636.08
UNIFORMS	1,636.08
730390	48,974.68
MEDICAL SUPPLIES	48,974.68
740120	3,068.15
MEDICAL SERVICES	3,068.15
740140	1,454.06
VEHICLE MAINTENANCE - CONTROLLED	1,454.06
740420	2,736.00
COURIER SERVICE	2,736.00
740510	3,711.70
PROFESSIONAL DEVELOPMENT	3,711.70
740512	3,974.10
PROFESSIONAL SERVICES	3,974.10
740530	2,234.50
MOBILE PHONE AND DATA	2,234.50
740540	2,189.36
TRAVEL EXPENSE	2,189.36
740560	250,781.49
TRANSPORTATION	250,781.49
740640	371,896.20
CONTRACT SERVICES	371,896.20
740656	3,678.43
RENT AND LEASES	3,678.43
740660	2,038.42
EQUIPMENT RENTAL	2,038.42
740680	1,380.00
MEMBERSHIP/ASSOCIATION DUES	1,380.00
790100	(310.00)
REIMBURSEMENTS CLEARING	(310.00)
730101	27.45
FOOD SUPPLIES	27.45
740145	942.00
EQUIPMENT MAINTENANCE/REPAIR - CONTROLLED	942.00
4300	163,983.58
710100	121,192.29
SALARY/OFFICIAL-DEPARTMENT HEAD	121,192.29
710140	963.61
SALARY/CELL PHONE ALLOWANCE	963.61
720100	9,204.68
SOCIAL SECURITY	9,204.68
720110	14,076.26
EMPLOYEE INSURANCE	14,076.26
720120	15,241.40
RETIREMENT	15,241.40
720140	9.00
STATE UNEMPLOYMENT TAX	9.00
730100	1,225.98
OFFICE SUPPLIES	1,225.98
730240	1,177.36

FUEL - CONTROLLED	1,177.36
740510	719.00
PROFESSIONAL DEVELOPMENT	719.00
740680	174.00
MEMBERSHIP/ASSOCIATION DUES	174.00
4400	980,211.74
710100	115,714.04
SALARY/OFFICIAL-DEPARTMENT HEAD	115,714.04
710110	330,454.67
SALARY/REGULAR	330,454.67
710120	-
SALARY/OTHER	-
710130	3,354.96
SALARY/OVERTIME	3,354.96
720100	33,429.18
SOCIAL SECURITY	33,429.18
720110	116,278.43
EMPLOYEE INSURANCE	116,278.43
720120	56,312.66
RETIREMENT	56,312.66
720140	255.49
STATE UNEMPLOYMENT TAX	255.49
730100	566.23
OFFICE SUPPLIES	566.23
730140	27,971.45
JANITOR SUPPLIES	27,971.45
730220	16,370.20
REPLACEMENTS	16,370.20
730240	9,100.56
FUEL - CONTROLLED	9,100.56
730250	7,855.99
SHOP SUPPLIES	7,855.99
730260	1,853.58
VEHICLE SUPPLIES	1,853.58
730310	1,756.67
UNIFORMS	1,756.67
730330	825.22
IT SOFTWARE	825.22
730350	4,256.07
AGRICULTURE SUPPLIES	4,256.07
730370	235.61
PERIODICALS	235.61
730380	5,402.72
AUDIO/VISUAL SUPPLIES	5,402.72
740110	500.00
IT SOFTWARE MAINTENANCE	500.00
740140	1,580.96
VEHICLE MAINTENANCE - CONTROLLED	1,580.96
740150	83,648.46
LANDSCAPE MAINTENANCE	83,648.46
740510	2,507.58
PROFESSIONAL DEVELOPMENT	2,507.58
740530	4,370.95
MOBILE PHONE AND DATA	4,370.95

740540	717.95
TRAVEL EXPENSE	717.95
740570	3,099.00
ADVERTISING	3,099.00
740640	130,390.74
CONTRACT SERVICES	130,390.74
740660	3,416.20
EQUIPMENT RENTAL	3,416.20
740680	910.00
MEMBERSHIP/ASSOCIATION DUES	910.00
790100	-
REIMBURSEMENTS CLEARING	-
740145	17,076.17
EQUIPMENT MAINTENANCE/REPAIR - CONTROLLED	17,076.17
4500	9,860,892.23
710100	98,162.50
SALARY/OFFICIAL-DEPARTMENT HEAD	98,162.50
710110	5,882,497.32
SALARY/REGULAR	5,882,497.32
710130	-
SALARY/OVERTIME	-
720100	445,852.31
SOCIAL SECURITY	445,852.31
720110	1,636,757.98
EMPLOYEE INSURANCE	1,636,757.98
720120	746,254.77
RETIREMENT	746,254.77
720140	4,100.73
STATE UNEMPLOYMENT TAX	4,100.73
730100	23,348.56
OFFICE SUPPLIES	23,348.56
730110	258.98
POSTAGE	258.98
730210	45,227.14
DATA PROCESSING SUPPLIES	45,227.14
730220	42,527.52
REPLACEMENTS	42,527.52
730240	9,201.51
FUEL - CONTROLLED	9,201.51
730300	4,404.31
COMMUNITY AWARENESS SUPPLIES	4,404.31
730320	8,764.91
IT HARDWARE	8,764.91
730370	143,753.84
PERIODICALS	143,753.84
730380	289,095.07
AUDIO/VISUAL SUPPLIES	289,095.07
740110	10,324.50
IT SOFTWARE MAINTENANCE	10,324.50
740140	3,797.63
VEHICLE MAINTENANCE - CONTROLLED	3,797.63
740510	3,212.00
PROFESSIONAL DEVELOPMENT	3,212.00
740512	116,140.21

PROFESSIONAL SERVICES	116,140.21
740530	250.92
MOBILE PHONE AND DATA	250.92
740540	6,266.73
TRAVEL EXPENSE	6,266.73
740550	44,217.27
SAFETY PROGRAM	44,217.27
740580	1,942.06
PRINTING	1,942.06
740640	23,154.20
CONTRACT SERVICES	23,154.20
740660	11,030.64
EQUIPMENT RENTAL	11,030.64
740680	65,000.00
MEMBERSHIP/ASSOCIATION DUES	65,000.00
740700	-
INSURANCE/BOND PREMIUMS	-
750700	75,225.21
CAPITAL OUTLAY-BOOKS	75,225.21
790100	(3.57)
REIMBURSEMENTS CLEARING	(3.57)
740670	120,126.98
BOOK RENTAL	120,126.98
4600	725,616.22
710110	254,507.44
SALARY/REGULAR	254,507.44
710120	205,257.75
SALARY/OTHER	205,257.75
710130	421.18
SALARY/OVERTIME	421.18
720100	34,416.49
SOCIAL SECURITY	34,416.49
720110	137,240.64
EMPLOYEE INSURANCE	137,240.64
720120	35,455.98
RETIREMENT	35,455.98
720140	543.85
STATE UNEMPLOYMENT TAX	543.85
730100	5,090.33
OFFICE SUPPLIES	5,090.33
730210	1,204.20
DATA PROCESSING SUPPLIES	1,204.20
730220	2,504.64
REPLACEMENTS	2,504.64
730370	174.75
PERIODICALS	174.75
740510	2,250.00
PROFESSIONAL DEVELOPMENT	2,250.00
740512	265.35
PROFESSIONAL SERVICES	265.35
740530	669.48
MOBILE PHONE AND DATA	669.48
740540	30,868.23
TRAVEL EXPENSE	30,868.23

740580	1,253.31
PRINTING	1,253.31
740640	1,155.00
CONTRACT SERVICES	1,155.00
740660	8,820.91
EQUIPMENT RENTAL	8,820.91
740680	1,280.00
MEMBERSHIP/ASSOCIATION DUES	1,280.00
790100	(1,582.93)
REIMBURSEMENTS CLEARING	(1,582.93)
740100	3,819.62
IT HARDWARE MAINTENANCE	3,819.62
5000	723,871.69
710100	119,402.25
SALARY/OFFICIAL-DEPARTMENT HEAD	119,402.25
710110	337,186.88
SALARY/REGULAR	337,186.88
710130	715.94
SALARY/OVERTIME	715.94
710140	481.81
SALARY/CELL PHONE ALLOWANCE	481.81
720100	33,979.95
SOCIAL SECURITY	33,979.95
720110	93,619.18
EMPLOYEE INSURANCE	93,619.18
720120	57,112.68
RETIREMENT	57,112.68
720140	152.45
STATE UNEMPLOYMENT TAX	152.45
730100	1,345.13
OFFICE SUPPLIES	1,345.13
730220	28,664.29
REPLACEMENTS	28,664.29
730230	3,344.44
MARINE/AIR EXPENSE	3,344.44
730240	12,824.01
FUEL - CONTROLLED	12,824.01
730310	679.68
UNIFORMS	679.68
740140	10,908.21
VEHICLE MAINTENANCE - CONTROLLED	10,908.21
740150	12,298.20
LANDSCAPE MAINTENANCE	12,298.20
740420	43.67
COURIER SERVICE	43.67
740510	1,254.00
PROFESSIONAL DEVELOPMENT	1,254.00
740512	3,127.78
PROFESSIONAL SERVICES	3,127.78
740528	200.00
PROFESSIONAL SERVICES-STORMWATER	200.00
740530	1,938.90
MOBILE PHONE AND DATA	1,938.90
740540	1,960.90

TRAVEL EXPENSE	1,960.90
740580	100.54
PRINTING	100.54
740660	1,381.80
EQUIPMENT RENTAL	1,381.80
740680	1,254.00
MEMBERSHIP/ASSOCIATION DUES	1,254.00
790100	(105.00)
REIMBURSEMENTS CLEARING	(105.00)
5050	326,300.11
740512	326,480.83
PROFESSIONAL SERVICES	326,480.83
790100	(180.72)
REIMBURSEMENTS CLEARING	(180.72)
5060	5,304.21
740512	5,304.21
PROFESSIONAL SERVICES	5,304.21
5100	13,529,633.80
710100	41,242.73
SALARY/OFFICIAL-DEPARTMENT HEAD	41,242.73
710110	8,835,311.86
SALARY/REGULAR	8,835,311.86
710120	-
SALARY/OTHER	-
710130	234,641.45
SALARY/OVERTIME	234,641.45
710140	963.61
SALARY/CELL PHONE ALLOWANCE	963.61
710150	235,746.89
SALARY/SPECIAL PAY	235,746.89
720100	697,825.96
SOCIAL SECURITY	697,825.96
720110	1,412,375.81
EMPLOYEE INSURANCE	1,412,375.81
720120	1,167,011.42
RETIREMENT	1,167,011.42
720140	2,318.40
STATE UNEMPLOYMENT TAX	2,318.40
730100	96,377.56
OFFICE SUPPLIES	96,377.56
730120	132.00
BOOK SUPPLEMENTS	132.00
730240	64,915.05
FUEL - CONTROLLED	64,915.05
730310	6,738.34
UNIFORMS	6,738.34
730330	29,414.31
IT SOFTWARE	29,414.31
740110	35,393.88
IT SOFTWARE MAINTENANCE	35,393.88
740140	38,196.15
VEHICLE MAINTENANCE - CONTROLLED	38,196.15
740160	32,623.25
SPECIAL INVESTIGATION	32,623.25

740420	801.20
COURIER SERVICE	801.20
740460	5,681.11
INVESTIGATOR	5,681.11
740478	12,000.00
EXPERT WITNESS-PSYCHIATRIC EVALUATION	12,000.00
740484	6,299.66
COURT REPORTER TRANSCRIPT	6,299.66
740504	4,859.69
ONLINE SERVICES	4,859.69
740510	47,362.62
PROFESSIONAL DEVELOPMENT	47,362.62
740512	63,456.31
PROFESSIONAL SERVICES	63,456.31
740530	33,373.96
MOBILE PHONE AND DATA	33,373.96
740540	96,996.86
TRAVEL EXPENSE	96,996.86
740640	65,932.61
CONTRACT SERVICES	65,932.61
740660	52,511.16
EQUIPMENT RENTAL	52,511.16
740680	17,239.00
MEMBERSHIP/ASSOCIATION DUES	17,239.00
740692	602.93
DA WITNESS EXPENSE	602.93
740694	-
FOOD SERVICE	-
740750	167,911.57
REMODEL	167,911.57
790100	(32,921.26)
REIMBURSEMENTS CLEARING	(32,921.26)
730101	-
FOOD SUPPLIES	-
790900	58,023.18
CARRYOVER FROM PREVIOUS YEAR	58,023.18
790910	(1,725.47)
FINAL ADJUSTMENT TO BUDGET	(1,725.47)
5101	21,072.95
710150	15,568.60
SALARY/SPECIAL PAY	15,568.60
720100	1,171.91
SOCIAL SECURITY	1,171.91
720110	2,386.51
EMPLOYEE INSURANCE	2,386.51
720120	1,945.17
RETIREMENT	1,945.17
720140	0.76
STATE UNEMPLOYMENT TAX	0.76
5200	1,026,553.16
710100	92,991.46
SALARY/OFFICIAL-DEPARTMENT HEAD	92,991.46
710110	449,085.02
SALARY/REGULAR	449,085.02

710130	3,131.58
SALARY/OVERTIME	3,131.58
720100	40,333.79
SOCIAL SECURITY	40,333.79
720110	90,344.64
EMPLOYEE INSURANCE	90,344.64
720120	67,938.80
RETIREMENT	67,938.80
720140	385.76
STATE UNEMPLOYMENT TAX	385.76
730100	3,828.37
OFFICE SUPPLIES	3,828.37
730140	(1,011.89)
JANITOR SUPPLIES	(1,011.89)
730240	24,077.87
FUEL - CONTROLLED	24,077.87
730250	3,162.82
SHOP SUPPLIES	3,162.82
730260	2,728.01
VEHICLE SUPPLIES	2,728.01
730310	584.29
UNIFORMS	584.29
730390	-
MEDICAL SUPPLIES	-
740140	15,821.20
VEHICLE MAINTENANCE - CONTROLLED	15,821.20
740510	3,235.46
PROFESSIONAL DEVELOPMENT	3,235.46
740512	32,194.22
PROFESSIONAL SERVICES	32,194.22
740530	5,078.66
MOBILE PHONE AND DATA	5,078.66
740540	2,948.28
TRAVEL EXPENSE	2,948.28
740580	573.76
PRINTING	573.76
740640	1,260.00
CONTRACT SERVICES	1,260.00
740656	176,000.00
RENT AND LEASES	176,000.00
740660	2,874.48
EQUIPMENT RENTAL	2,874.48
750600	7,688.20
CAPITAL OUTLAY-VEHICLES	7,688.20
790100	(825.16)
REIMBURSEMENTS CLEARING	(825.16)
790900	1,315.91
CARRYOVER FROM PREVIOUS YEAR	1,315.91
740145	807.63
EQUIPMENT MAINTENANCE/REPAIR - CONTROLLED	807.63
5300	1,049,005.23
710100	72,300.45
SALARY/OFFICIAL-DEPARTMENT HEAD	72,300.45
710110	536,385.09

SALARY/REGULAR	536,385.09
710130	51,078.22
SALARY/OVERTIME	51,078.22
710150	20,358.00
SALARY/SPECIAL PAY	20,358.00
720100	51,012.33
SOCIAL SECURITY	51,012.33
720110	91,215.50
EMPLOYEE INSURANCE	91,215.50
720120	84,828.75
RETIREMENT	84,828.75
720140	258.73
STATE UNEMPLOYMENT TAX	258.73
730100	134.98
OFFICE SUPPLIES	134.98
730240	36,862.24
FUEL - CONTROLLED	36,862.24
730250	2,228.36
SHOP SUPPLIES	2,228.36
730270	46,035.60
LAW ENFORCEMENT SPECIFIC SUPPLIES	46,035.60
730280	2,601.28
CANINE EXPENSES	2,601.28
730310	3,462.85
UNIFORMS	3,462.85
740140	20,342.74
VEHICLE MAINTENANCE - CONTROLLED	20,342.74
740510	1,879.50
PROFESSIONAL DEVELOPMENT	1,879.50
740530	6,165.26
MOBILE PHONE AND DATA	6,165.26
740540	6,186.51
TRAVEL EXPENSE	6,186.51
740660	1,789.45
EQUIPMENT RENTAL	1,789.45
740680	979.73
MEMBERSHIP/ASSOCIATION DUES	979.73
750400	6,381.91
CAPITAL OUTLAY-FURNITURE FIXTURES AND EQUIPMENT	6,381.91
750600	7,681.30
CAPITAL OUTLAY-VEHICLES	7,681.30
790100	(1,163.55)
REIMBURSEMENTS CLEARING	(1,163.55)
5301	1,240,135.67
710100	71,773.06
SALARY/OFFICIAL-DEPARTMENT HEAD	71,773.06
710110	754,861.93
SALARY/REGULAR	754,861.93
710130	1,606.82
SALARY/OVERTIME	1,606.82
720100	61,006.08
SOCIAL SECURITY	61,006.08
720110	144,306.33
EMPLOYEE INSURANCE	144,306.33

720120	103,400.93
RETIREMENT	103,400.93
720140	432.29
STATE UNEMPLOYMENT TAX	432.29
730100	444.73
OFFICE SUPPLIES	444.73
730240	39,674.82
FUEL - CONTROLLED	39,674.82
730250	3,811.00
SHOP SUPPLIES	3,811.00
730270	22,514.54
LAW ENFORCEMENT SPECIFIC SUPPLIES	22,514.54
740110	4,505.41
IT SOFTWARE MAINTENANCE	4,505.41
740140	10,122.19
VEHICLE MAINTENANCE - CONTROLLED	10,122.19
740504	1,712.28
ONLINE SERVICES	1,712.28
740510	4,938.82
PROFESSIONAL DEVELOPMENT	4,938.82
740530	9,263.60
MOBILE PHONE AND DATA	9,263.60
740540	2,319.77
TRAVEL EXPENSE	2,319.77
740660	2,926.13
EQUIPMENT RENTAL	2,926.13
740680	514.94
MEMBERSHIP/ASSOCIATION DUES	514.94
5400	2,015,162.08
710100	157,503.48
SALARY/OFFICIAL-DEPARTMENT HEAD	157,503.48
710110	1,198,903.10
SALARY/REGULAR	1,198,903.10
710130	6,612.68
SALARY/OVERTIME	6,612.68
710140	926.69
SALARY/CELL PHONE ALLOWANCE	926.69
720100	101,850.40
SOCIAL SECURITY	101,850.40
720110	347,220.42
EMPLOYEE INSURANCE	347,220.42
720120	174,140.35
RETIREMENT	174,140.35
720140	1,521.88
STATE UNEMPLOYMENT TAX	1,521.88
730100	3,191.86
OFFICE SUPPLIES	3,191.86
740140	75.84
VEHICLE MAINTENANCE - CONTROLLED	75.84
740510	472.50
PROFESSIONAL DEVELOPMENT	472.50
740518	-
PROFESSIONAL SERVICES-POLYGRAPH	-
740540	-

TRAVEL EXPENSE	-
740660	22,582.88
EQUIPMENT RENTAL	22,582.88
740790	160.00
ELECTRONIC MONITORING	160.00
5401	3,814,887.13
710110	2,486,442.28
SALARY/REGULAR	2,486,442.28
710130	38,369.08
SALARY/OVERTIME	38,369.08
710140	963.61
SALARY/CELL PHONE ALLOWANCE	963.61
720100	188,993.74
SOCIAL SECURITY	188,993.74
720110	652,793.04
EMPLOYEE INSURANCE	652,793.04
720120	315,029.53
RETIREMENT	315,029.53
720140	3,487.73
STATE UNEMPLOYMENT TAX	3,487.73
730100	4,423.68
OFFICE SUPPLIES	4,423.68
730140	17,610.84
JANITOR SUPPLIES	17,610.84
730160	7,201.60
CLOTHING	7,201.60
730220	20,473.10
REPLACEMENTS	20,473.10
730310	617.16
UNIFORMS	617.16
740120	30,000.00
MEDICAL SERVICES	30,000.00
740130	2,500.00
PHYSICIAN SERVICES	2,500.00
740140	3,349.85
VEHICLE MAINTENANCE - CONTROLLED	3,349.85
740512	8,456.42
PROFESSIONAL SERVICES	8,456.42
740660	183.84
EQUIPMENT RENTAL	183.84
730101	33,991.63
FOOD SUPPLIES	33,991.63
5402	1,565.98
730100	874.20
OFFICE SUPPLIES	874.20
740512	429.95
PROFESSIONAL SERVICES	429.95
740694	261.83
FOOD SERVICE	261.83
5500	4,154,454.82
710100	162,995.10
SALARY/OFFICIAL-DEPARTMENT HEAD	162,995.10
710110	3,253,607.67
SALARY/REGULAR	3,253,607.67

710120	-
SALARY/OTHER	-
710130	7,554.13
SALARY/OVERTIME	7,554.13
710140	11,563.34
SALARY/CELL PHONE ALLOWANCE	11,563.34
720100	247,805.43
SOCIAL SECURITY	247,805.43
720120	429,054.12
RETIREMENT	429,054.12
720140	1,926.60
STATE UNEMPLOYMENT TAX	1,926.60
730100	1,985.43
OFFICE SUPPLIES	1,985.43
730320	8,580.19
IT HARDWARE	8,580.19
740640	26,539.50
CONTRACT SERVICES	26,539.50
740660	128.53
EQUIPMENT RENTAL	128.53
740100	2,714.78
IT HARDWARE MAINTENANCE	2,714.78
5501	916.66
740120	916.66
MEDICAL SERVICES	916.66
5600	135,450.74
730100	872.83
OFFICE SUPPLIES	872.83
730220	934.50
REPLACEMENTS	934.50
730262	1,576.00
RADIO SUPPLIES	1,576.00
730270	63,896.08
LAW ENFORCEMENT SPECIFIC SUPPLIES	63,896.08
730280	685.00
CANINE EXPENSES	685.00
730310	3,857.27
UNIFORMS	3,857.27
740512	1,307.23
PROFESSIONAL SERVICES	1,307.23
740540	2,583.41
TRAVEL EXPENSE	2,583.41
740570	3,128.25
ADVERTISING	3,128.25
740656	-
RENT AND LEASES	-
740660	6,996.00
EQUIPMENT RENTAL	6,996.00
740930	378.75
DAMAGE REPAIRS	378.75
750600	37,224.27
CAPITAL OUTLAY-VEHICLES	37,224.27
760800	(488.85)
REFUND	(488.85)

760850	12,500.00
PASS THRU DISTRIBUTIONS	12,500.00
5602	21,559.98
740510	16,023.50
PROFESSIONAL DEVELOPMENT	16,023.50
740540	5,536.48
TRAVEL EXPENSE	5,536.48
6000	2,447,352.21
710100	183,547.26
SALARY/OFFICIAL-DEPARTMENT HEAD	183,547.26
710110	1,550,921.73
SALARY/REGULAR	1,550,921.73
710130	69,770.17
SALARY/OVERTIME	69,770.17
720100	133,931.70
SOCIAL SECURITY	133,931.70
720110	185,271.75
EMPLOYEE INSURANCE	185,271.75
720120	225,117.95
RETIREMENT	225,117.95
720140	108.00
STATE UNEMPLOYMENT TAX	108.00
730100	6,721.19
OFFICE SUPPLIES	6,721.19
740510	2,845.00
PROFESSIONAL DEVELOPMENT	2,845.00
740512	3,705.00
PROFESSIONAL SERVICES	3,705.00
740530	13,226.04
MOBILE PHONE AND DATA	13,226.04
740540	12,107.84
TRAVEL EXPENSE	12,107.84
740580	491.91
PRINTING	491.91
740640	56,092.75
CONTRACT SERVICES	56,092.75
740660	3,492.42
EQUIPMENT RENTAL	3,492.42
740260	1.50
INTEREST ON CREDIT CARDS	1.50
6100	371,230.44
710110	232,484.76
SALARY/REGULAR	232,484.76
710130	13,352.05
SALARY/OVERTIME	13,352.05
720100	18,388.28
SOCIAL SECURITY	18,388.28
720110	42,361.72
EMPLOYEE INSURANCE	42,361.72
720120	30,676.51
RETIREMENT	30,676.51
720140	27.00
STATE UNEMPLOYMENT TAX	27.00
730100	5,933.62

OFFICE SUPPLIES	5,933.62
730140	667.34
JANITOR SUPPLIES	667.34
730220	6,351.44
REPLACEMENTS	6,351.44
730270	8,054.72
LAW ENFORCEMENT SPECIFIC SUPPLIES	8,054.72
740510	4,725.00
PROFESSIONAL DEVELOPMENT	4,725.00
740530	6,175.74
MOBILE PHONE AND DATA	6,175.74
740540	1,148.43
TRAVEL EXPENSE	1,148.43
740580	830.83
PRINTING	830.83
740640	53.00
CONTRACT SERVICES	53.00
6101	3,063,014.30
710110	2,175,496.71
SALARY/REGULAR	2,175,496.71
710130	14,450.06
SALARY/OVERTIME	14,450.06
720100	161,156.25
SOCIAL SECURITY	161,156.25
720110	424,919.24
EMPLOYEE INSURANCE	424,919.24
720120	273,342.42
RETIREMENT	273,342.42
720140	305.90
STATE UNEMPLOYMENT TAX	305.90
730270	818.88
LAW ENFORCEMENT SPECIFIC SUPPLIES	818.88
740510	3,889.00
PROFESSIONAL DEVELOPMENT	3,889.00
740540	4,312.20
TRAVEL EXPENSE	4,312.20
740640	2,821.24
CONTRACT SERVICES	2,821.24
740660	1,502.40
EQUIPMENT RENTAL	1,502.40
6200	-
710110	-
SALARY/REGULAR	-
720100	-
SOCIAL SECURITY	-
720110	-
EMPLOYEE INSURANCE	-
720120	-
RETIREMENT	-
6201	3,094,310.29
710110	2,080,304.01
SALARY/REGULAR	2,080,304.01
710130	149,233.07
SALARY/OVERTIME	149,233.07

720100	164,020.53
SOCIAL SECURITY	164,020.53
720110	378,708.03
EMPLOYEE INSURANCE	378,708.03
720120	274,648.91
RETIREMENT	274,648.91
720130	(28,603.53)
WORKERS COMPENSATION	(28,603.53)
720140	259.10
STATE UNEMPLOYMENT TAX	259.10
730100	13,334.08
OFFICE SUPPLIES	13,334.08
740510	27,645.00
PROFESSIONAL DEVELOPMENT	27,645.00
740512	112.50
PROFESSIONAL SERVICES	112.50
740530	16,504.40
MOBILE PHONE AND DATA	16,504.40
740540	10,133.04
TRAVEL EXPENSE	10,133.04
740580	1,316.94
PRINTING	1,316.94
740640	258.50
CONTRACT SERVICES	258.50
740660	6,435.71
EQUIPMENT RENTAL	6,435.71
6202	2,092,939.44
710110	1,405,677.99
SALARY/REGULAR	1,405,677.99
710130	52,075.17
SALARY/OVERTIME	52,075.17
710150	6,525.00
SALARY/SPECIAL PAY	6,525.00
720100	109,091.74
SOCIAL SECURITY	109,091.74
720110	247,865.28
EMPLOYEE INSURANCE	247,865.28
720120	182,742.95
RETIREMENT	182,742.95
720140	648.00
STATE UNEMPLOYMENT TAX	648.00
730100	1,555.62
OFFICE SUPPLIES	1,555.62
730270	3,470.96
LAW ENFORCEMENT SPECIFIC SUPPLIES	3,470.96
730370	672.00
PERIODICALS	672.00
740504	3,030.00
ONLINE SERVICES	3,030.00
740510	3,224.00
PROFESSIONAL DEVELOPMENT	3,224.00
740530	17,508.98
MOBILE PHONE AND DATA	17,508.98
740540	2,961.91

TRAVEL EXPENSE	2,961.91
740580	1,132.08
PRINTING	1,132.08
740640	5,064.68
CONTRACT SERVICES	5,064.68
740656	46,098.00
RENT AND LEASES	46,098.00
740660	3,595.08
EQUIPMENT RENTAL	3,595.08
6300	261,431.47
710110	121,293.34
SALARY/REGULAR	121,293.34
710130	30,901.31
SALARY/OVERTIME	30,901.31
720100	11,314.64
SOCIAL SECURITY	11,314.64
720110	16,525.18
EMPLOYEE INSURANCE	16,525.18
720120	19,010.02
RETIREMENT	19,010.02
720140	9.00
STATE UNEMPLOYMENT TAX	9.00
730270	10,710.32
LAW ENFORCEMENT SPECIFIC SUPPLIES	10,710.32
740530	690.60
MOBILE PHONE AND DATA	690.60
750600	52,722.86
CAPITAL OUTLAY-VEHICLES	52,722.86
790100	(1,745.80)
REIMBURSEMENTS CLEARING	(1,745.80)
6301	11,811,460.51
710110	8,017,357.93
SALARY/REGULAR	8,017,357.93
710130	184,466.47
SALARY/OVERTIME	184,466.47
710150	32,561.00
SALARY/SPECIAL PAY	32,561.00
720100	611,885.60
SOCIAL SECURITY	611,885.60
720110	1,734,096.87
EMPLOYEE INSURANCE	1,734,096.87
720120	1,027,286.51
RETIREMENT	1,027,286.51
720140	3,203.34
STATE UNEMPLOYMENT TAX	3,203.34
730100	10,914.92
OFFICE SUPPLIES	10,914.92
730130	-
ESTRAY EXPENSE	-
730240	24,480.64
FUEL - CONTROLLED	24,480.64
730270	8,693.15
LAW ENFORCEMENT SPECIFIC SUPPLIES	8,693.15
740510	1,315.00

PROFESSIONAL DEVELOPMENT	1,315.00
740512	256.06
PROFESSIONAL SERVICES	256.06
740530	67,315.13
MOBILE PHONE AND DATA	67,315.13
740540	1,628.00
TRAVEL EXPENSE	1,628.00
740580	8,262.47
PRINTING	8,262.47
740660	15,422.88
EQUIPMENT RENTAL	15,422.88
750600	62,314.54
CAPITAL OUTLAY-VEHICLES	62,314.54
6302	9,040,527.56
710100	(295.92)
SALARY/OFFICIAL-DEPARTMENT HEAD	(295.92)
710110	6,121,657.07
SALARY/REGULAR	6,121,657.07
710130	156,002.90
SALARY/OVERTIME	156,002.90
710150	16,526.00
SALARY/SPECIAL PAY	16,526.00
720100	465,362.63
SOCIAL SECURITY	465,362.63
720110	1,281,403.99
EMPLOYEE INSURANCE	1,281,403.99
720120	785,094.46
RETIREMENT	785,094.46
720140	557.40
STATE UNEMPLOYMENT TAX	557.40
730100	6,691.90
OFFICE SUPPLIES	6,691.90
730130	38,136.83
ESTRAY EXPENSE	38,136.83
730240	30,507.49
FUEL - CONTROLLED	30,507.49
730270	29,962.60
LAW ENFORCEMENT SPECIFIC SUPPLIES	29,962.60
740510	6,990.00
PROFESSIONAL DEVELOPMENT	6,990.00
740512	323.55
PROFESSIONAL SERVICES	323.55
740530	53,019.10
MOBILE PHONE AND DATA	53,019.10
740540	4,742.70
TRAVEL EXPENSE	4,742.70
740580	3,266.06
PRINTING	3,266.06
740640	53.00
CONTRACT SERVICES	53.00
740660	11,678.80
EQUIPMENT RENTAL	11,678.80
750500	-
CAPITAL OUTLAY-INTANGIBLES	-

750600	34,797.00
CAPITAL OUTLAY-VEHICLES	34,797.00
790100	(5,950.00)
REIMBURSEMENTS CLEARING	(5,950.00)
6303	11,961,949.42
710110	7,055,435.78
SALARY/REGULAR	7,055,435.78
710130	745,950.27
SALARY/OVERTIME	745,950.27
710150	14,430.00
SALARY/SPECIAL PAY	14,430.00
720100	582,472.17
SOCIAL SECURITY	582,472.17
720110	1,451,117.18
EMPLOYEE INSURANCE	1,451,117.18
720120	978,540.67
RETIREMENT	978,540.67
720130	28,603.53
WORKERS COMPENSATION	28,603.53
720140	990.14
STATE UNEMPLOYMENT TAX	990.14
730100	10,386.87
OFFICE SUPPLIES	10,386.87
730240	62,088.25
FUEL - CONTROLLED	62,088.25
730270	45,423.31
LAW ENFORCEMENT SPECIFIC SUPPLIES	45,423.31
740510	1,525.00
PROFESSIONAL DEVELOPMENT	1,525.00
740512	257.50
PROFESSIONAL SERVICES	257.50
740530	56,778.85
MOBILE PHONE AND DATA	56,778.85
740540	2,306.30
TRAVEL EXPENSE	2,306.30
740580	4,474.86
PRINTING	4,474.86
740660	7,302.48
EQUIPMENT RENTAL	7,302.48
750600	913,866.26
CAPITAL OUTLAY-VEHICLES	913,866.26
6401	4,913,643.93
710110	3,073,008.52
SALARY/REGULAR	3,073,008.52
710130	280,148.35
SALARY/OVERTIME	280,148.35
720100	249,878.21
SOCIAL SECURITY	249,878.21
720110	843,061.58
EMPLOYEE INSURANCE	843,061.58
720120	418,373.29
RETIREMENT	418,373.29
720140	1,799.86
STATE UNEMPLOYMENT TAX	1,799.86

730100	14,718.61
OFFICE SUPPLIES	14,718.61
730320	6,837.74
IT HARDWARE	6,837.74
740110	13,254.00
IT SOFTWARE MAINTENANCE	13,254.00
740510	6,524.00
PROFESSIONAL DEVELOPMENT	6,524.00
740530	3,150.93
MOBILE PHONE AND DATA	3,150.93
740580	125.00
PRINTING	125.00
740660	2,763.84
EQUIPMENT RENTAL	2,763.84
6402	2,456,807.85
710110	1,443,538.87
SALARY/REGULAR	1,443,538.87
710130	89,560.83
SALARY/OVERTIME	89,560.83
720100	113,978.66
SOCIAL SECURITY	113,978.66
720110	295,771.93
EMPLOYEE INSURANCE	295,771.93
720120	191,283.82
RETIREMENT	191,283.82
720140	497.11
STATE UNEMPLOYMENT TAX	497.11
730100	21,185.91
OFFICE SUPPLIES	21,185.91
730220	3,249.12
REPLACEMENTS	3,249.12
730270	68,331.66
LAW ENFORCEMENT SPECIFIC SUPPLIES	68,331.66
740110	124,092.84
IT SOFTWARE MAINTENANCE	124,092.84
740390	28,591.00
FORENSIC SERVICES - CONTROLLED	28,591.00
740510	13,277.00
PROFESSIONAL DEVELOPMENT	13,277.00
740512	25,645.00
PROFESSIONAL SERVICES	25,645.00
740530	8,357.33
MOBILE PHONE AND DATA	8,357.33
740540	19,990.04
TRAVEL EXPENSE	19,990.04
740580	72.09
PRINTING	72.09
740640	8,936.84
CONTRACT SERVICES	8,936.84
740660	5,305.17
EQUIPMENT RENTAL	5,305.17
790100	(4,857.37)
REIMBURSEMENTS CLEARING	(4,857.37)
6403	3,270,642.70

710110	544,216.90
SALARY/REGULAR	544,216.90
710130	13,026.10
SALARY/OVERTIME	13,026.10
710150	3,300.00
SALARY/SPECIAL PAY	3,300.00
720100	41,852.96
SOCIAL SECURITY	41,852.96
720110	130,707.94
EMPLOYEE INSURANCE	130,707.94
720120	69,955.38
RETIREMENT	69,955.38
720140	407.98
STATE UNEMPLOYMENT TAX	407.98
730100	4,065.12
OFFICE SUPPLIES	4,065.12
730220	23,736.07
REPLACEMENTS	23,736.07
730240	1,333,966.29
FUEL - CONTROLLED	1,333,966.29
730250	18,202.78
SHOP SUPPLIES	18,202.78
730260	725,202.11
VEHICLE SUPPLIES	725,202.11
730320	272.21
IT HARDWARE	272.21
740110	18,225.50
IT SOFTWARE MAINTENANCE	18,225.50
740140	89,118.08
VEHICLE MAINTENANCE - CONTROLLED	89,118.08
740510	4,654.96
PROFESSIONAL DEVELOPMENT	4,654.96
740512	5,765.55
PROFESSIONAL SERVICES	5,765.55
740530	2,086.97
MOBILE PHONE AND DATA	2,086.97
740540	1,155.94
TRAVEL EXPENSE	1,155.94
740640	5,600.77
CONTRACT SERVICES	5,600.77
740660	1,315.17
EQUIPMENT RENTAL	1,315.17
750400	62,443.76
CAPITAL OUTLAY-FURNITURE FIXTURES AND EQUIPMENT	62,443.76
750600	172,884.20
CAPITAL OUTLAY-VEHICLES	172,884.20
790100	(1,520.04)
REIMBURSEMENTS CLEARING	(1,520.04)
6404	2,023,661.67
710110	1,310,660.26
SALARY/REGULAR	1,310,660.26
710130	10,873.80
SALARY/OVERTIME	10,873.80
710150	393.00

SALARY/SPECIAL PAY	393.00
720100	97,260.88
SOCIAL SECURITY	97,260.88
720110	400,153.11
EMPLOYEE INSURANCE	400,153.11
720120	164,916.77
RETIREMENT	164,916.77
720140	801.46
STATE UNEMPLOYMENT TAX	801.46
730100	12,042.76
OFFICE SUPPLIES	12,042.76
740510	3,069.00
PROFESSIONAL DEVELOPMENT	3,069.00
740524	465.00
PROFESSIONAL SERVICES-INTERPRETER	465.00
740530	3,038.20
MOBILE PHONE AND DATA	3,038.20
740540	952.20
TRAVEL EXPENSE	952.20
740580	2,356.96
PRINTING	2,356.96
740660	12,985.20
EQUIPMENT RENTAL	12,985.20
740100	3,693.07
IT HARDWARE MAINTENANCE	3,693.07
6405	1,395,951.70
710110	542,323.55
SALARY/REGULAR	542,323.55
710130	10,335.81
SALARY/OVERTIME	10,335.81
720100	41,075.75
SOCIAL SECURITY	41,075.75
720110	127,414.07
EMPLOYEE INSURANCE	127,414.07
720120	68,953.22
RETIREMENT	68,953.22
720140	81.00
STATE UNEMPLOYMENT TAX	81.00
730100	4,636.28
OFFICE SUPPLIES	4,636.28
730220	6,679.22
REPLACEMENTS	6,679.22
730250	33,381.79
SHOP SUPPLIES	33,381.79
730270	41,365.00
LAW ENFORCEMENT SPECIFIC SUPPLIES	41,365.00
730330	20,103.36
IT SOFTWARE	20,103.36
740504	27,416.60
ONLINE SERVICES	27,416.60
740512	11,832.71
PROFESSIONAL SERVICES	11,832.71
740530	4,228.69
MOBILE PHONE AND DATA	4,228.69

740540	2,047.72
TRAVEL EXPENSE	2,047.72
740640	69,629.25
CONTRACT SERVICES	69,629.25
740660	125,889.53
EQUIPMENT RENTAL	125,889.53
750400	61,367.15
CAPITAL OUTLAY-FURNITURE FIXTURES AND EQUIPMENT	61,367.15
780100	169,842.00
PRINCIPAL RETIREMENT	169,842.00
780200	11,905.00
INTEREST AND FISCAL CHARGES	11,905.00
740100	15,444.00
IT HARDWARE MAINTENANCE	15,444.00
6406	881,374.84
710110	517,328.69
SALARY/REGULAR	517,328.69
710130	17,122.31
SALARY/OVERTIME	17,122.31
720100	39,312.84
SOCIAL SECURITY	39,312.84
720110	122,141.22
EMPLOYEE INSURANCE	122,141.22
720120	66,705.05
RETIREMENT	66,705.05
720140	(94.56)
STATE UNEMPLOYMENT TAX	(94.56)
730100	370.36
OFFICE SUPPLIES	370.36
730260	-
VEHICLE SUPPLIES	-
730320	475.54
IT HARDWARE	475.54
740110	9,096.00
IT SOFTWARE MAINTENANCE	9,096.00
740504	98,922.16
ONLINE SERVICES	98,922.16
740510	2,519.00
PROFESSIONAL DEVELOPMENT	2,519.00
740530	2,332.70
MOBILE PHONE AND DATA	2,332.70
740540	2,645.11
TRAVEL EXPENSE	2,645.11
740580	13.58
PRINTING	13.58
740660	2,484.84
EQUIPMENT RENTAL	2,484.84
6407	2,338,426.07
710110	1,022,875.90
SALARY/REGULAR	1,022,875.90
710130	9,687.76
SALARY/OVERTIME	9,687.76
720100	77,155.73
SOCIAL SECURITY	77,155.73

720110	209,509.65
EMPLOYEE INSURANCE	209,509.65
720120	128,987.79
RETIREMENT	128,987.79
720140	120.21
STATE UNEMPLOYMENT TAX	120.21
730100	3,560.49
OFFICE SUPPLIES	3,560.49
730270	3,558.24
LAW ENFORCEMENT SPECIFIC SUPPLIES	3,558.24
730310	311,529.68
UNIFORMS	311,529.68
740110	432.15
IT SOFTWARE MAINTENANCE	432.15
740504	71,817.00
ONLINE SERVICES	71,817.00
740510	204,197.43
PROFESSIONAL DEVELOPMENT	204,197.43
740530	4,225.30
MOBILE PHONE AND DATA	4,225.30
740540	1,401.00
TRAVEL EXPENSE	1,401.00
740580	160.00
PRINTING	160.00
740660	9,228.60
EQUIPMENT RENTAL	9,228.60
750400	64,300.00
CAPITAL OUTLAY-FURNITURE FIXTURES AND EQUIPMENT	64,300.00
730101	821.34
FOOD SUPPLIES	821.34
730360	214,857.80
ARMORY EXPENSE	214,857.80
6408	1,438,161.87
710110	543,381.86
SALARY/REGULAR	543,381.86
710130	5,297.21
SALARY/OVERTIME	5,297.21
720100	40,149.43
SOCIAL SECURITY	40,149.43
720110	135,426.18
EMPLOYEE INSURANCE	135,426.18
720120	68,478.45
RETIREMENT	68,478.45
720140	186.83
STATE UNEMPLOYMENT TAX	186.83
730100	1,349.94
OFFICE SUPPLIES	1,349.94
730220	170,051.91
REPLACEMENTS	170,051.91
730250	20,746.18
SHOP SUPPLIES	20,746.18
740510	606.00
PROFESSIONAL DEVELOPMENT	606.00
740512	184,690.60

PROFESSIONAL SERVICES	184,690.60
740530	4,097.31
MOBILE PHONE AND DATA	4,097.31
740640	112,225.78
CONTRACT SERVICES	112,225.78
740660	14,253.48
EQUIPMENT RENTAL	14,253.48
750300	47,470.00
CAPITAL OUTLAY-BUILDING	47,470.00
750400	36,690.09
CAPITAL OUTLAY-FURNITURE FIXTURES AND EQUIPMENT	36,690.09
790100	(4.95)
REIMBURSEMENTS CLEARING	(4.95)
740625	53,065.57
REFUSE COLLECTION - CONTROLLED	53,065.57
6500	1,596,778.00
710110	1,014,953.16
SALARY/REGULAR	1,014,953.16
710130	24,013.45
SALARY/OVERTIME	24,013.45
720100	77,770.04
SOCIAL SECURITY	77,770.04
720110	193,294.90
EMPLOYEE INSURANCE	193,294.90
720120	129,607.48
RETIREMENT	129,607.48
720140	129.27
STATE UNEMPLOYMENT TAX	129.27
730100	5,466.76
OFFICE SUPPLIES	5,466.76
730120	936.74
BOOK SUPPLEMENTS	936.74
740110	26,147.49
IT SOFTWARE MAINTENANCE	26,147.49
740420	2,214.83
COURIER SERVICE	2,214.83
740504	21,799.00
ONLINE SERVICES	21,799.00
740510	5,812.00
PROFESSIONAL DEVELOPMENT	5,812.00
740512	58,829.62
PROFESSIONAL SERVICES	58,829.62
740530	8,353.29
MOBILE PHONE AND DATA	8,353.29
740540	690.99
TRAVEL EXPENSE	690.99
740570	980.00
ADVERTISING	980.00
740580	4,151.02
PRINTING	4,151.02
740660	11,885.46
EQUIPMENT RENTAL	11,885.46
740680	10,672.00
MEMBERSHIP/ASSOCIATION DUES	10,672.00

790100	(929.50)
REIMBURSEMENTS CLEARING	(929.50)
6501	692,575.90
710110	499,143.53
SALARY/REGULAR	499,143.53
710130	(0.00)
SALARY/OVERTIME	(0.00)
720100	36,882.62
SOCIAL SECURITY	36,882.62
720110	70,381.30
EMPLOYEE INSURANCE	70,381.30
720120	62,280.80
RETIREMENT	62,280.80
720140	54.00
STATE UNEMPLOYMENT TAX	54.00
730100	895.50
OFFICE SUPPLIES	895.50
740110	2,029.56
IT SOFTWARE MAINTENANCE	2,029.56
740510	3,554.00
PROFESSIONAL DEVELOPMENT	3,554.00
740512	582.40
PROFESSIONAL SERVICES	582.40
740530	2,412.60
MOBILE PHONE AND DATA	2,412.60
740540	12,366.95
TRAVEL EXPENSE	12,366.95
740580	70.00
PRINTING	70.00
740660	1,922.64
EQUIPMENT RENTAL	1,922.64
6503	187,482.11
710110	73,769.41
SALARY/REGULAR	73,769.41
720100	5,523.27
SOCIAL SECURITY	5,523.27
720110	14,076.26
EMPLOYEE INSURANCE	14,076.26
720120	9,204.20
RETIREMENT	9,204.20
720140	9.00
STATE UNEMPLOYMENT TAX	9.00
730100	1,060.25
OFFICE SUPPLIES	1,060.25
730320	55,328.07
IT HARDWARE	55,328.07
730330	1,504.17
IT SOFTWARE	1,504.17
740504	15,200.31
ONLINE SERVICES	15,200.31
740512	9,666.97
PROFESSIONAL SERVICES	9,666.97
740530	335.78
MOBILE PHONE AND DATA	335.78

740540	1,804.42
TRAVEL EXPENSE	1,804.42
6601	27,213,776.87
710110	13,009,505.55
SALARY/REGULAR	13,009,505.55
710130	721,824.85
SALARY/OVERTIME	721,824.85
710150	17,412.00
SALARY/SPECIAL PAY	17,412.00
720100	1,024,797.39
SOCIAL SECURITY	1,024,797.39
720110	3,391,722.41
EMPLOYEE INSURANCE	3,391,722.41
720120	1,709,597.84
RETIREMENT	1,709,597.84
720140	8,699.99
STATE UNEMPLOYMENT TAX	8,699.99
730100	39,009.61
OFFICE SUPPLIES	39,009.61
730140	68,041.64
JANITOR SUPPLIES	68,041.64
730220	28,580.39
REPLACEMENTS	28,580.39
730270	17,241.10
LAW ENFORCEMENT SPECIFIC SUPPLIES	17,241.10
730390	2,340.48
MEDICAL SUPPLIES	2,340.48
740110	847.00
IT SOFTWARE MAINTENANCE	847.00
740120	5,372,631.66
MEDICAL SERVICES	5,372,631.66
740190	192,960.89
RX CLAIMS	192,960.89
740510	32,550.00
PROFESSIONAL DEVELOPMENT	32,550.00
740512	1,645.00
PROFESSIONAL SERVICES	1,645.00
740530	21,136.14
MOBILE PHONE AND DATA	21,136.14
740540	9,584.60
TRAVEL EXPENSE	9,584.60
740560	116,091.49
TRANSPORTATION	116,091.49
740580	3,076.35
PRINTING	3,076.35
740626	95,667.05
TELEPHONE-INMATE SERVICES - CONTROLLED	95,667.05
740660	33,022.64
EQUIPMENT RENTAL	33,022.64
740694	1,345,671.06
FOOD SERVICE	1,345,671.06
790100	(49,880.26)
REIMBURSEMENTS CLEARING	(49,880.26)
7100	5,924,771.68

710100	144,072.47
SALARY/OFFICIAL-DEPARTMENT HEAD	144,072.47
710110	3,454,346.30
SALARY/REGULAR	3,454,346.30
710130	224,991.69
SALARY/OVERTIME	224,991.69
710140	17,929.88
SALARY/CELL PHONE ALLOWANCE	17,929.88
710150	12,550.00
SALARY/SPECIAL PAY	12,550.00
720100	286,681.88
SOCIAL SECURITY	286,681.88
720110	656,736.02
EMPLOYEE INSURANCE	656,736.02
720120	480,723.41
RETIREMENT	480,723.41
720140	1,050.12
STATE UNEMPLOYMENT TAX	1,050.12
730100	13,262.49
OFFICE SUPPLIES	13,262.49
730220	13,047.25
REPLACEMENTS	13,047.25
730230	41,320.26
MARINE/AIR EXPENSE	41,320.26
730240	256,626.92
FUEL - CONTROLLED	256,626.92
730260	2,856.40
VEHICLE SUPPLIES	2,856.40
730262	12,796.01
RADIO SUPPLIES	12,796.01
730270	55,153.86
LAW ENFORCEMENT SPECIFIC SUPPLIES	55,153.86
730280	3,619.16
CANINE EXPENSES	3,619.16
730310	18,475.87
UNIFORMS	18,475.87
730320	4,469.98
IT HARDWARE	4,469.98
730330	1,372.01
IT SOFTWARE	1,372.01
730390	80.42
MEDICAL SUPPLIES	80.42
740140	51,686.48
VEHICLE MAINTENANCE - CONTROLLED	51,686.48
740410	3.92
TOLLS	3.92
740504	3,089.50
ONLINE SERVICES	3,089.50
740510	21,850.33
PROFESSIONAL DEVELOPMENT	21,850.33
740512	44,993.18
PROFESSIONAL SERVICES	44,993.18
740518	800.00
PROFESSIONAL SERVICES-POLYGRAPH	800.00

740530	28,046.23
MOBILE PHONE AND DATA	28,046.23
740540	3,304.75
TRAVEL EXPENSE	3,304.75
740580	272.73
PRINTING	272.73
740640	207.02
CONTRACT SERVICES	207.02
740660	5,995.63
EQUIPMENT RENTAL	5,995.63
740680	530.00
MEMBERSHIP/ASSOCIATION DUES	530.00
750400	23,499.00
CAPITAL OUTLAY-FURNITURE FIXTURES AND EQUIPMENT	23,499.00
730360	612.39
ARMORY EXPENSE	612.39
740145	37,718.12
EQUIPMENT MAINTENANCE/REPAIR - CONTROLLED	37,718.12
7200	2,958,461.98
710100	144,072.47
SALARY/OFFICIAL-DEPARTMENT HEAD	144,072.47
710110	1,602,683.13
SALARY/REGULAR	1,602,683.13
710120	4,684.19
SALARY/OTHER	4,684.19
710130	137,471.05
SALARY/OVERTIME	137,471.05
710150	1,566.00
SALARY/SPECIAL PAY	1,566.00
720100	141,345.85
SOCIAL SECURITY	141,345.85
720110	298,386.64
EMPLOYEE INSURANCE	298,386.64
720120	236,797.66
RETIREMENT	236,797.66
720140	700.25
STATE UNEMPLOYMENT TAX	700.25
730100	17,553.06
OFFICE SUPPLIES	17,553.06
730120	435.23
BOOK SUPPLEMENTS	435.23
730220	124.99
REPLACEMENTS	124.99
730240	95,240.85
FUEL - CONTROLLED	95,240.85
730260	1,397.80
VEHICLE SUPPLIES	1,397.80
730262	211.80
RADIO SUPPLIES	211.80
730270	69,927.12
LAW ENFORCEMENT SPECIFIC SUPPLIES	69,927.12
730310	23,796.99
UNIFORMS	23,796.99
730320	6,294.92

IT HARDWARE	6,294.92
730370	161.10
PERIODICALS	161.10
730380	398.05
AUDIO/VISUAL SUPPLIES	398.05
740140	28,588.90
VEHICLE MAINTENANCE - CONTROLLED	28,588.90
740410	40.93
TOLLS	40.93
740420	49.26
COURIER SERVICE	49.26
740504	8,186.32
ONLINE SERVICES	8,186.32
740510	3,016.71
PROFESSIONAL DEVELOPMENT	3,016.71
740512	2,643.21
PROFESSIONAL SERVICES	2,643.21
740530	23,998.69
MOBILE PHONE AND DATA	23,998.69
740540	6,515.36
TRAVEL EXPENSE	6,515.36
740580	1,307.00
PRINTING	1,307.00
740640	3,639.50
CONTRACT SERVICES	3,639.50
740660	9,220.75
EQUIPMENT RENTAL	9,220.75
740680	795.00
MEMBERSHIP/ASSOCIATION DUES	795.00
750400	17,770.34
CAPITAL OUTLAY-FURNITURE FIXTURES AND EQUIPMENT	17,770.34
750600	57,840.90
CAPITAL OUTLAY-VEHICLES	57,840.90
740260	2.29
INTEREST ON CREDIT CARDS	2.29
740100	177.00
IT HARDWARE MAINTENANCE	177.00
730360	11,402.82
ARMORY EXPENSE	11,402.82
740240	17.85
CHANGE OF VENUE	17.85
7300	7,196,857.57
710100	144,072.47
SALARY/OFFICIAL-DEPARTMENT HEAD	144,072.47
710110	4,437,601.76
SALARY/REGULAR	4,437,601.76
710130	109,808.09
SALARY/OVERTIME	109,808.09
710150	20,807.00
SALARY/SPECIAL PAY	20,807.00
720100	351,086.97
SOCIAL SECURITY	351,086.97
720110	839,874.99
EMPLOYEE INSURANCE	839,874.99

720120	587,966.05
RETIREMENT	587,966.05
720140	2,104.40
STATE UNEMPLOYMENT TAX	2,104.40
730100	4,857.77
OFFICE SUPPLIES	4,857.77
730240	270,512.63
FUEL - CONTROLLED	270,512.63
730250	100.00
SHOP SUPPLIES	100.00
730260	21,835.60
VEHICLE SUPPLIES	21,835.60
730270	98,805.43
LAW ENFORCEMENT SPECIFIC SUPPLIES	98,805.43
730280	5,643.33
CANINE EXPENSES	5,643.33
730310	53,618.30
UNIFORMS	53,618.30
730320	1,784.98
IT HARDWARE	1,784.98
730330	22,470.61
IT SOFTWARE	22,470.61
740110	2,155.70
IT SOFTWARE MAINTENANCE	2,155.70
740140	98,830.01
VEHICLE MAINTENANCE - CONTROLLED	98,830.01
740504	2,970.00
ONLINE SERVICES	2,970.00
740510	19,080.76
PROFESSIONAL DEVELOPMENT	19,080.76
740512	3,130.70
PROFESSIONAL SERVICES	3,130.70
740530	52,128.57
MOBILE PHONE AND DATA	52,128.57
740540	13,040.92
TRAVEL EXPENSE	13,040.92
740580	2,055.00
PRINTING	2,055.00
740660	4,877.37
EQUIPMENT RENTAL	4,877.37
740680	935.00
MEMBERSHIP/ASSOCIATION DUES	935.00
740970	21.75
FREIGHT AND HANDLING	21.75
750400	3,250.00
CAPITAL OUTLAY-FURNITURE FIXTURES AND EQUIPMENT	3,250.00
750600	37,550.00
CAPITAL OUTLAY-VEHICLES	37,550.00
790100	(16,118.59)
REIMBURSEMENTS CLEARING	(16,118.59)
7400	5,384,374.03
710100	144,072.47
SALARY/OFFICIAL-DEPARTMENT HEAD	144,072.47
710110	3,145,948.32

SALARY/REGULAR	3,145,948.32
710130	213,088.77
SALARY/OVERTIME	213,088.77
710140	110.76
SALARY/CELL PHONE ALLOWANCE	110.76
710150	27,362.00
SALARY/SPECIAL PAY	27,362.00
720100	262,719.57
SOCIAL SECURITY	262,719.57
720110	615,637.64
EMPLOYEE INSURANCE	615,637.64
720120	440,565.50
RETIREMENT	440,565.50
720140	1,245.42
STATE UNEMPLOYMENT TAX	1,245.42
730220	1,138.80
REPLACEMENTS	1,138.80
730230	10,704.01
MARINE/AIR EXPENSE	10,704.01
730240	221,123.18
FUEL - CONTROLLED	221,123.18
730270	53,497.68
LAW ENFORCEMENT SPECIFIC SUPPLIES	53,497.68
730280	3,011.58
CANINE EXPENSES	3,011.58
730310	28,781.43
UNIFORMS	28,781.43
740140	50,012.56
VEHICLE MAINTENANCE - CONTROLLED	50,012.56
740510	10,335.00
PROFESSIONAL DEVELOPMENT	10,335.00
740512	917.10
PROFESSIONAL SERVICES	917.10
740530	38,910.30
MOBILE PHONE AND DATA	38,910.30
740540	14,790.80
TRAVEL EXPENSE	14,790.80
740580	1,870.37
PRINTING	1,870.37
740656	8,640.00
RENT AND LEASES	8,640.00
740660	36,600.54
EQUIPMENT RENTAL	36,600.54
750300	5,760.00
CAPITAL OUTLAY-BUILDING	5,760.00
750400	24,043.96
CAPITAL OUTLAY-FURNITURE FIXTURES AND EQUIPMENT	24,043.96
750600	23,043.90
CAPITAL OUTLAY-VEHICLES	23,043.90
790100	442.37
REIMBURSEMENTS CLEARING	442.37
7500	5,091,108.96
710100	144,072.47
SALARY/OFFICIAL-DEPARTMENT HEAD	144,072.47

710110	3,124,191.84
SALARY/REGULAR	3,124,191.84
710130	154,563.23
SALARY/OVERTIME	154,563.23
710140	11,168.30
SALARY/CELL PHONE ALLOWANCE	11,168.30
710150	25,314.00
SALARY/SPECIAL PAY	25,314.00
720100	257,235.02
SOCIAL SECURITY	257,235.02
720110	644,678.34
EMPLOYEE INSURANCE	644,678.34
720120	431,578.55
RETIREMENT	431,578.55
720140	1,482.54
STATE UNEMPLOYMENT TAX	1,482.54
730100	2,572.89
OFFICE SUPPLIES	2,572.89
730240	85,144.46
FUEL - CONTROLLED	85,144.46
730250	445.36
SHOP SUPPLIES	445.36
730270	69,183.55
LAW ENFORCEMENT SPECIFIC SUPPLIES	69,183.55
730280	2,424.67
CANINE EXPENSES	2,424.67
730310	14,266.89
UNIFORMS	14,266.89
730320	3,602.91
IT HARDWARE	3,602.91
730390	0.26
MEDICAL SUPPLIES	0.26
740140	25,640.68
VEHICLE MAINTENANCE - CONTROLLED	25,640.68
740510	9,068.70
PROFESSIONAL DEVELOPMENT	9,068.70
740512	3,184.87
PROFESSIONAL SERVICES	3,184.87
740530	23,596.51
MOBILE PHONE AND DATA	23,596.51
740540	8,336.98
TRAVEL EXPENSE	8,336.98
740580	385.54
PRINTING	385.54
740640	6,725.00
CONTRACT SERVICES	6,725.00
740660	3,601.64
EQUIPMENT RENTAL	3,601.64
740680	1,949.76
MEMBERSHIP/ASSOCIATION DUES	1,949.76
750600	37,529.00
CAPITAL OUTLAY-VEHICLES	37,529.00
790100	(835.00)
REIMBURSEMENTS CLEARING	(835.00)

8100	799,200.81
710110	126,248.12
SALARY/REGULAR	126,248.12
710130	704.76
SALARY/OVERTIME	704.76
720100	9,550.93
SOCIAL SECURITY	9,550.93
720110	16,827.70
EMPLOYEE INSURANCE	16,827.70
720120	15,858.29
RETIREMENT	15,858.29
720140	363.16
STATE UNEMPLOYMENT TAX	363.16
730220	19,009.73
REPLACEMENTS	19,009.73
740170	283,383.00
PETIT JURORS	283,383.00
740484	7,779.89
COURT REPORTER TRANSCRIPT	7,779.89
740524	25,772.64
PROFESSIONAL SERVICES-INTERPRETER	25,772.64
740540	3,812.87
TRAVEL EXPENSE	3,812.87
740580	765.00
PRINTING	765.00
740640	91,928.67
CONTRACT SERVICES	91,928.67
740690	172,510.12
COURT COST	172,510.12
740692	1,460.04
DA WITNESS EXPENSE	1,460.04
740694	23,225.89
FOOD SERVICE	23,225.89
8101	5,665,151.85
740270	4,745,894.40
APPOINTED ATTORNEY	4,745,894.40
740290	-
OTHER LITIGATION-APPOINTED ATTORNEY	-
740310	200.00
APPOINTED ATTORNEY-CIVIL	200.00
740370	207,092.42
APPOINTED ATTORNEY-JUVENILE	207,092.42
740460	227,389.07
INVESTIGATOR	227,389.07
740470	346,024.64
EXPERT WITNESS	346,024.64
740484	100,086.66
COURT REPORTER TRANSCRIPT	100,086.66
740512	3,405.00
PROFESSIONAL SERVICES	3,405.00
740524	35,348.66
PROFESSIONAL SERVICES-INTERPRETER	35,348.66
740640	600.00
CONTRACT SERVICES	600.00

740740	-
BANK SERVICE CHARGES	-
790100	(2,889.00)
REIMBURSEMENTS CLEARING	(2,889.00)
740240	2,000.00
CHANGE OF VENUE	2,000.00
8102	1,269,450.45
740130	10.00
PHYSICIAN SERVICES	10.00
740290	7,321.24
OTHER LITIGATION-APPOINTED ATTORNEY	7,321.24
740310	1,219,188.14
APPOINTED ATTORNEY-CIVIL	1,219,188.14
740470	-
EXPERT WITNESS	-
740484	33,534.41
COURT REPORTER TRANSCRIPT	33,534.41
740524	9,396.66
PROFESSIONAL SERVICES-INTERPRETER	9,396.66
8103	1,259,381.68
710100	129,844.48
SALARY/OFFICIAL-DEPARTMENT HEAD	129,844.48
710110	704,816.42
SALARY/REGULAR	704,816.42
710130	69,051.96
SALARY/OVERTIME	69,051.96
720100	63,511.33
SOCIAL SECURITY	63,511.33
720110	159,596.39
EMPLOYEE INSURANCE	159,596.39
720120	112,719.59
RETIREMENT	112,719.59
720140	204.02
STATE UNEMPLOYMENT TAX	204.02
730100	9,259.09
OFFICE SUPPLIES	9,259.09
730310	272.97
UNIFORMS	272.97
740504	29.99
ONLINE SERVICES	29.99
740510	5,100.00
PROFESSIONAL DEVELOPMENT	5,100.00
740530	3,007.36
MOBILE PHONE AND DATA	3,007.36
740540	28.43
TRAVEL EXPENSE	28.43
740570	36.00
ADVERTISING	36.00
740660	2,364.03
EQUIPMENT RENTAL	2,364.03
740680	225.00
MEMBERSHIP/ASSOCIATION DUES	225.00
740694	18.99
FOOD SERVICE	18.99

790100	(713.05)
REIMBURSEMENTS CLEARING	(713.05)
740260	8.68
INTEREST ON CREDIT CARDS	8.68
8210	548,207.64
710100	199,163.36
SALARY/OFFICIAL-DEPARTMENT HEAD	199,163.36
710110	208,440.30
SALARY/REGULAR	208,440.30
710130	335.85
SALARY/OVERTIME	335.85
720100	27,670.50
SOCIAL SECURITY	27,670.50
720110	51,407.20
EMPLOYEE INSURANCE	51,407.20
720120	50,891.43
RETIREMENT	50,891.43
720140	36.00
STATE UNEMPLOYMENT TAX	36.00
730100	4,479.87
OFFICE SUPPLIES	4,479.87
740510	350.00
PROFESSIONAL DEVELOPMENT	350.00
740530	37.99
MOBILE PHONE AND DATA	37.99
740540	1,304.70
TRAVEL EXPENSE	1,304.70
740640	3,307.65
CONTRACT SERVICES	3,307.65
740660	245.00
EQUIPMENT RENTAL	245.00
740680	450.00
MEMBERSHIP/ASSOCIATION DUES	450.00
740694	87.79
FOOD SERVICE	87.79
8220	953,340.54
710100	190,730.71
SALARY/OFFICIAL-DEPARTMENT HEAD	190,730.71
710110	518,753.39
SALARY/REGULAR	518,753.39
710130	(95.84)
SALARY/OVERTIME	(95.84)
720100	50,098.13
SOCIAL SECURITY	50,098.13
720110	98,533.82
EMPLOYEE INSURANCE	98,533.82
720120	88,509.82
RETIREMENT	88,509.82
720140	63.00
STATE UNEMPLOYMENT TAX	63.00
730100	2,961.92
OFFICE SUPPLIES	2,961.92
740510	1,125.00
PROFESSIONAL DEVELOPMENT	1,125.00

740530	133.20
MOBILE PHONE AND DATA	133.20
740540	139.49
TRAVEL EXPENSE	139.49
740660	2,013.84
EQUIPMENT RENTAL	2,013.84
740680	75.00
MEMBERSHIP/ASSOCIATION DUES	75.00
740694	299.06
FOOD SERVICE	299.06
8230	844,447.39
710100	157,603.81
SALARY/OFFICIAL-DEPARTMENT HEAD	157,603.81
710110	464,728.55
SALARY/REGULAR	464,728.55
720100	45,259.27
SOCIAL SECURITY	45,259.27
720110	82,008.64
EMPLOYEE INSURANCE	82,008.64
720120	77,624.36
RETIREMENT	77,624.36
720140	49.88
STATE UNEMPLOYMENT TAX	49.88
730100	8,982.46
OFFICE SUPPLIES	8,982.46
740510	4,290.00
PROFESSIONAL DEVELOPMENT	4,290.00
740540	650.00
TRAVEL EXPENSE	650.00
740640	100.00
CONTRACT SERVICES	100.00
740660	3,874.17
EQUIPMENT RENTAL	3,874.17
740694	96.99
FOOD SERVICE	96.99
790100	(821.37)
REIMBURSEMENTS CLEARING	(821.37)
740260	0.63
INTEREST ON CREDIT CARDS	0.63
8240	564,266.10
710100	199,163.36
SALARY/OFFICIAL-DEPARTMENT HEAD	199,163.36
710110	220,218.78
SALARY/REGULAR	220,218.78
720100	28,638.29
SOCIAL SECURITY	28,638.29
720110	56,294.72
EMPLOYEE INSURANCE	56,294.72
720120	52,322.75
RETIREMENT	52,322.75
720140	27.00
STATE UNEMPLOYMENT TAX	27.00
730100	2,653.49
OFFICE SUPPLIES	2,653.49

740510	1,440.64
PROFESSIONAL DEVELOPMENT	1,440.64
740580	135.00
PRINTING	135.00
740640	4,390.53
CONTRACT SERVICES	4,390.53
740660	23.92
EQUIPMENT RENTAL	23.92
790100	(1,042.38)
REIMBURSEMENTS CLEARING	(1,042.38)
8250	551,772.32
710100	199,163.36
SALARY/OFFICIAL-DEPARTMENT HEAD	199,163.36
710110	209,815.40
SALARY/REGULAR	209,815.40
710130	201.51
SALARY/OVERTIME	201.51
720100	27,939.42
SOCIAL SECURITY	27,939.42
720110	56,305.04
EMPLOYEE INSURANCE	56,305.04
720120	51,050.11
RETIREMENT	51,050.11
720140	27.00
STATE UNEMPLOYMENT TAX	27.00
730100	2,375.28
OFFICE SUPPLIES	2,375.28
730330	149.90
IT SOFTWARE	149.90
740510	425.00
PROFESSIONAL DEVELOPMENT	425.00
740540	679.74
TRAVEL EXPENSE	679.74
740640	818.36
CONTRACT SERVICES	818.36
740656	(2,587.20)
RENT AND LEASES	(2,587.20)
740660	4,023.40
EQUIPMENT RENTAL	4,023.40
740145	1,386.00
EQUIPMENT MAINTENANCE/REPAIR - CONTROLLED	1,386.00
8310	366,904.17
710100	12,024.96
SALARY/OFFICIAL-DEPARTMENT HEAD	12,024.96
710110	235,444.89
SALARY/REGULAR	235,444.89
710130	314.78
SALARY/OVERTIME	314.78
710140	963.61
SALARY/CELL PHONE ALLOWANCE	963.61
720100	18,604.69
SOCIAL SECURITY	18,604.69
720110	56,216.70
EMPLOYEE INSURANCE	56,216.70

720120	31,036.31
RETIREMENT	31,036.31
720140	27.00
STATE UNEMPLOYMENT TAX	27.00
730100	5,355.71
OFFICE SUPPLIES	5,355.71
740510	1,890.00
PROFESSIONAL DEVELOPMENT	1,890.00
740540	711.20
TRAVEL EXPENSE	711.20
740660	4,560.66
EQUIPMENT RENTAL	4,560.66
790100	(246.34)
REIMBURSEMENTS CLEARING	(246.34)
8320	396,963.97
710100	12,024.96
SALARY/OFFICIAL-DEPARTMENT HEAD	12,024.96
710110	264,391.91
SALARY/REGULAR	264,391.91
720100	20,738.69
SOCIAL SECURITY	20,738.69
720110	55,604.47
EMPLOYEE INSURANCE	55,604.47
720120	34,500.31
RETIREMENT	34,500.31
720140	279.00
STATE UNEMPLOYMENT TAX	279.00
730100	1,663.57
OFFICE SUPPLIES	1,663.57
740530	-
MOBILE PHONE AND DATA	-
740540	1,164.06
TRAVEL EXPENSE	1,164.06
740580	376.00
PRINTING	376.00
740640	931.67
CONTRACT SERVICES	931.67
740656	-
RENT AND LEASES	-
740660	4,256.95
EQUIPMENT RENTAL	4,256.95
740680	75.00
MEMBERSHIP/ASSOCIATION DUES	75.00
740694	106.88
FOOD SERVICE	106.88
740145	850.50
EQUIPMENT MAINTENANCE/REPAIR - CONTROLLED	850.50
8330	654,930.37
710100	12,024.96
SALARY/OFFICIAL-DEPARTMENT HEAD	12,024.96
710110	458,016.41
SALARY/REGULAR	458,016.41
720100	35,080.05
SOCIAL SECURITY	35,080.05

720110	82,797.07
EMPLOYEE INSURANCE	82,797.07
720120	58,633.05
RETIREMENT	58,633.05
720140	297.00
STATE UNEMPLOYMENT TAX	297.00
730100	4,332.24
OFFICE SUPPLIES	4,332.24
740510	850.00
PROFESSIONAL DEVELOPMENT	850.00
740640	2,838.12
CONTRACT SERVICES	2,838.12
740694	61.47
FOOD SERVICE	61.47
8340	443,815.62
710100	12,024.96
SALARY/OFFICIAL-DEPARTMENT HEAD	12,024.96
710110	305,162.78
SALARY/REGULAR	305,162.78
720100	23,661.85
SOCIAL SECURITY	23,661.85
720110	55,403.43
EMPLOYEE INSURANCE	55,403.43
720120	39,580.59
RETIREMENT	39,580.59
720140	189.79
STATE UNEMPLOYMENT TAX	189.79
730100	846.94
OFFICE SUPPLIES	846.94
740510	531.12
PROFESSIONAL DEVELOPMENT	531.12
740530	535.55
MOBILE PHONE AND DATA	535.55
740540	318.00
TRAVEL EXPENSE	318.00
740640	7,128.85
CONTRACT SERVICES	7,128.85
740660	180.02
EQUIPMENT RENTAL	180.02
740680	150.00
MEMBERSHIP/ASSOCIATION DUES	150.00
790100	(1,898.26)
REIMBURSEMENTS CLEARING	(1,898.26)
8350	668,269.24
710100	12,024.96
SALARY/OFFICIAL-DEPARTMENT HEAD	12,024.96
710110	468,471.71
SALARY/REGULAR	468,471.71
710130	99.40
SALARY/OVERTIME	99.40
720100	35,574.11
SOCIAL SECURITY	35,574.11
720110	80,654.25
EMPLOYEE INSURANCE	80,654.25

720120	59,947.88
RETIREMENT	59,947.88
720140	243.14
STATE UNEMPLOYMENT TAX	243.14
730100	6,075.44
OFFICE SUPPLIES	6,075.44
740510	225.00
PROFESSIONAL DEVELOPMENT	225.00
740540	1,561.54
TRAVEL EXPENSE	1,561.54
740656	200.00
RENT AND LEASES	200.00
740660	2,900.38
EQUIPMENT RENTAL	2,900.38
740680	150.00
MEMBERSHIP/ASSOCIATION DUES	150.00
730101	31.43
FOOD SUPPLIES	31.43
740145	110.00
EQUIPMENT MAINTENANCE/REPAIR - CONTROLLED	110.00
8360	696,010.55
710100	12,024.96
SALARY/OFFICIAL-DEPARTMENT HEAD	12,024.96
710110	488,330.76
SALARY/REGULAR	488,330.76
710130	194.40
SALARY/OVERTIME	194.40
720100	37,122.90
SOCIAL SECURITY	37,122.90
720110	84,375.67
EMPLOYEE INSURANCE	84,375.67
720120	62,449.88
RETIREMENT	62,449.88
720140	45.00
STATE UNEMPLOYMENT TAX	45.00
730100	6,839.26
OFFICE SUPPLIES	6,839.26
740510	375.00
PROFESSIONAL DEVELOPMENT	375.00
740660	3,165.96
EQUIPMENT RENTAL	3,165.96
740680	75.00
MEMBERSHIP/ASSOCIATION DUES	75.00
740694	158.79
FOOD SERVICE	158.79
790100	(44.03)
REIMBURSEMENTS CLEARING	(44.03)
740145	897.00
EQUIPMENT MAINTENANCE/REPAIR - CONTROLLED	897.00
8370	390,406.99
710100	12,024.96
SALARY/OFFICIAL-DEPARTMENT HEAD	12,024.96
710110	247,786.98
SALARY/REGULAR	247,786.98

710130	1,846.78
SALARY/OVERTIME	1,846.78
720100	19,310.75
SOCIAL SECURITY	19,310.75
720110	57,196.16
EMPLOYEE INSURANCE	57,196.16
720120	32,655.84
RETIREMENT	32,655.84
720140	27.00
STATE UNEMPLOYMENT TAX	27.00
730100	7,688.06
OFFICE SUPPLIES	7,688.06
740510	2,254.46
PROFESSIONAL DEVELOPMENT	2,254.46
740530	188.97
MOBILE PHONE AND DATA	188.97
740540	945.36
TRAVEL EXPENSE	945.36
740580	100.00
PRINTING	100.00
740640	2.89
CONTRACT SERVICES	2.89
740656	4,183.56
RENT AND LEASES	4,183.56
740660	4,130.79
EQUIPMENT RENTAL	4,130.79
740694	0.00
FOOD SERVICE	0.00
790100	(972.07)
REIMBURSEMENTS CLEARING	(972.07)
740145	1,036.50
EQUIPMENT MAINTENANCE/REPAIR - CONTROLLED	1,036.50
8401	507,867.10
710100	79,875.44
SALARY/OFFICIAL-DEPARTMENT HEAD	79,875.44
710110	106,385.04
SALARY/REGULAR	106,385.04
710130	41.52
SALARY/OVERTIME	41.52
720100	13,793.89
SOCIAL SECURITY	13,793.89
720110	42,228.78
EMPLOYEE INSURANCE	42,228.78
720120	23,244.76
RETIREMENT	23,244.76
720140	27.00
STATE UNEMPLOYMENT TAX	27.00
730100	5,240.41
OFFICE SUPPLIES	5,240.41
740510	225.00
PROFESSIONAL DEVELOPMENT	225.00
740512	126,148.00
PROFESSIONAL SERVICES	126,148.00
740516	107,286.45

PROFESSIONAL SERVICES-URINALYSIS	107,286.45
740540	2,352.92
TRAVEL EXPENSE	2,352.92
740660	517.89
EQUIPMENT RENTAL	517.89
740680	300.00
MEMBERSHIP/ASSOCIATION DUES	300.00
740145	200.00
EQUIPMENT MAINTENANCE/REPAIR - CONTROLLED	200.00
8402	258,789.29
710110	53,234.24
SALARY/REGULAR	53,234.24
720100	4,047.49
SOCIAL SECURITY	4,047.49
720110	14,076.26
EMPLOYEE INSURANCE	14,076.26
720120	6,642.09
RETIREMENT	6,642.09
720140	9.00
STATE UNEMPLOYMENT TAX	9.00
730100	3,033.42
OFFICE SUPPLIES	3,033.42
740510	225.00
PROFESSIONAL DEVELOPMENT	225.00
740512	77,431.00
PROFESSIONAL SERVICES	77,431.00
740516	98,155.81
PROFESSIONAL SERVICES-URINALYSIS	98,155.81
740540	1,834.98
TRAVEL EXPENSE	1,834.98
740680	100.00
MEMBERSHIP/ASSOCIATION DUES	100.00
8403	342,001.63
710110	228,259.18
SALARY/REGULAR	228,259.18
710130	147.16
SALARY/OVERTIME	147.16
720100	16,733.31
SOCIAL SECURITY	16,733.31
720110	59,446.85
EMPLOYEE INSURANCE	59,446.85
720120	28,503.94
RETIREMENT	28,503.94
720140	228.28
STATE UNEMPLOYMENT TAX	228.28
730100	3,780.31
OFFICE SUPPLIES	3,780.31
730330	149.90
IT SOFTWARE	149.90
740510	528.00
PROFESSIONAL DEVELOPMENT	528.00
740540	355.62
TRAVEL EXPENSE	355.62
740640	3,848.16

CONTRACT SERVICES	3,848.16
740660	20.92
EQUIPMENT RENTAL	20.92
8510	997,516.21
710100	140,460.23
SALARY/OFFICIAL-DEPARTMENT HEAD	140,460.23
710110	497,689.57
SALARY/REGULAR	497,689.57
710120	-
SALARY/OTHER	-
720100	47,621.13
SOCIAL SECURITY	47,621.13
720110	125,461.88
EMPLOYEE INSURANCE	125,461.88
720120	79,706.18
RETIREMENT	79,706.18
720140	246.85
STATE UNEMPLOYMENT TAX	246.85
730100	9,835.78
OFFICE SUPPLIES	9,835.78
740140	2,924.81
VEHICLE MAINTENANCE - CONTROLLED	2,924.81
740510	3,027.45
PROFESSIONAL DEVELOPMENT	3,027.45
740512	4,686.00
PROFESSIONAL SERVICES	4,686.00
740540	1,625.52
TRAVEL EXPENSE	1,625.52
740560	4,055.00
TRANSPORTATION	4,055.00
740580	1,140.00
PRINTING	1,140.00
740644	72,800.21
COLLECTION SERVICES	72,800.21
740660	6,065.60
EQUIPMENT RENTAL	6,065.60
740680	205.00
MEMBERSHIP/ASSOCIATION DUES	205.00
790100	(35.00)
REIMBURSEMENTS CLEARING	(35.00)
8520	616,208.34
710100	140,460.23
SALARY/OFFICIAL-DEPARTMENT HEAD	140,460.23
710110	234,284.43
SALARY/REGULAR	234,284.43
710120	-
SALARY/OTHER	-
710130	21.64
SALARY/OVERTIME	21.64
720100	27,902.51
SOCIAL SECURITY	27,902.51
720110	82,620.87
EMPLOYEE INSURANCE	82,620.87
720120	46,847.19

RETIREMENT	46,847.19
720140	51.68
STATE UNEMPLOYMENT TAX	51.68
730100	4,849.66
OFFICE SUPPLIES	4,849.66
740510	585.00
PROFESSIONAL DEVELOPMENT	585.00
740512	3,161.74
PROFESSIONAL SERVICES	3,161.74
740530	1,275.73
MOBILE PHONE AND DATA	1,275.73
740540	459.17
TRAVEL EXPENSE	459.17
740640	370.26
CONTRACT SERVICES	370.26
740644	73,116.85
COLLECTION SERVICES	73,116.85
740660	31.38
EQUIPMENT RENTAL	31.38
740680	170.00
MEMBERSHIP/ASSOCIATION DUES	170.00
8530	1,334,815.53
710100	140,460.23
SALARY/OFFICIAL-DEPARTMENT HEAD	140,460.23
710110	735,665.62
SALARY/REGULAR	735,665.62
710120	-
SALARY/OTHER	-
710130	6,872.61
SALARY/OVERTIME	6,872.61
710140	1,441.73
SALARY/CELL PHONE ALLOWANCE	1,441.73
720100	66,041.82
SOCIAL SECURITY	66,041.82
720110	243,569.58
EMPLOYEE INSURANCE	243,569.58
720120	110,440.71
RETIREMENT	110,440.71
720140	643.69
STATE UNEMPLOYMENT TAX	643.69
730100	11,925.05
OFFICE SUPPLIES	11,925.05
730310	141.92
UNIFORMS	141.92
740140	3,039.47
VEHICLE MAINTENANCE - CONTROLLED	3,039.47
740510	2,610.00
PROFESSIONAL DEVELOPMENT	2,610.00
740512	442.25
PROFESSIONAL SERVICES	442.25
740540	3,691.76
TRAVEL EXPENSE	3,691.76
740560	453.73
TRANSPORTATION	453.73

740580	1,535.00
PRINTING	1,535.00
740660	5,726.36
EQUIPMENT RENTAL	5,726.36
740680	60.00
MEMBERSHIP/ASSOCIATION DUES	60.00
740970	54.00
FREIGHT AND HANDLING	54.00
8540	1,088,274.83
710100	140,460.23
SALARY/OFFICIAL-DEPARTMENT HEAD	140,460.23
710110	534,912.90
SALARY/REGULAR	534,912.90
710130	171.10
SALARY/OVERTIME	171.10
720100	49,877.88
SOCIAL SECURITY	49,877.88
720110	180,511.38
EMPLOYEE INSURANCE	180,511.38
720120	84,277.93
RETIREMENT	84,277.93
720140	108.00
STATE UNEMPLOYMENT TAX	108.00
730100	7,100.68
OFFICE SUPPLIES	7,100.68
740510	1,385.00
PROFESSIONAL DEVELOPMENT	1,385.00
740512	1,052.02
PROFESSIONAL SERVICES	1,052.02
740540	1,270.95
TRAVEL EXPENSE	1,270.95
740560	2,420.00
TRANSPORTATION	2,420.00
740580	1,301.98
PRINTING	1,301.98
740640	2,198.13
CONTRACT SERVICES	2,198.13
740644	76,043.89
COLLECTION SERVICES	76,043.89
740660	5,087.76
EQUIPMENT RENTAL	5,087.76
740680	95.00
MEMBERSHIP/ASSOCIATION DUES	95.00
8550	650,845.12
710100	140,460.23
SALARY/OFFICIAL-DEPARTMENT HEAD	140,460.23
710110	264,851.77
SALARY/REGULAR	264,851.77
720100	30,553.95
SOCIAL SECURITY	30,553.95
720110	84,457.44
EMPLOYEE INSURANCE	84,457.44
720120	50,570.57
RETIREMENT	50,570.57

720140	45.00
STATE UNEMPLOYMENT TAX	45.00
730100	6,314.76
OFFICE SUPPLIES	6,314.76
730110	2,748.00
POSTAGE	2,748.00
740510	1,230.00
PROFESSIONAL DEVELOPMENT	1,230.00
740530	2,081.95
MOBILE PHONE AND DATA	2,081.95
740540	1,122.15
TRAVEL EXPENSE	1,122.15
740640	8,783.08
CONTRACT SERVICES	8,783.08
740644	56,348.00
COLLECTION SERVICES	56,348.00
740660	368.79
EQUIPMENT RENTAL	368.79
740680	95.00
MEMBERSHIP/ASSOCIATION DUES	95.00
740260	4.43
INTEREST ON CREDIT CARDS	4.43
740145	810.00
EQUIPMENT MAINTENANCE/REPAIR - CONTROLLED	810.00
6502	670,963.41
710110	448,669.51
SALARY/REGULAR	448,669.51
710130	287.72
SALARY/OVERTIME	287.72
720100	32,627.78
SOCIAL SECURITY	32,627.78
720110	111,987.53
EMPLOYEE INSURANCE	111,987.53
720120	56,012.95
RETIREMENT	56,012.95
720140	72.00
STATE UNEMPLOYMENT TAX	72.00
730100	14,222.45
OFFICE SUPPLIES	14,222.45
740510	700.00
PROFESSIONAL DEVELOPMENT	700.00
740530	1,195.19
MOBILE PHONE AND DATA	1,195.19
740580	1,039.88
PRINTING	1,039.88
740660	4,151.40
EQUIPMENT RENTAL	4,151.40
790100	(3.00)
REIMBURSEMENTS CLEARING	(3.00)
8380	585,645.41
710100	12,024.96
SALARY/OFFICIAL-DEPARTMENT HEAD	12,024.96
710110	395,896.52
SALARY/REGULAR	395,896.52

710130	693.21
SALARY/OVERTIME	693.21
720100	30,190.60
SOCIAL SECURITY	30,190.60
720110	84,359.02
EMPLOYEE INSURANCE	84,359.02
720120	50,981.92
RETIREMENT	50,981.92
720140	45.00
STATE UNEMPLOYMENT TAX	45.00
730100	5,649.44
OFFICE SUPPLIES	5,649.44
740210	-
PSYCHOLOGICAL/PSYCHIATRIC SERVICE	-
740510	2,950.00
PROFESSIONAL DEVELOPMENT	2,950.00
740580	50.00
PRINTING	50.00
740640	2,047.67
CONTRACT SERVICES	2,047.67
740680	765.00
MEMBERSHIP/ASSOCIATION DUES	765.00
790100	(7.93)
REIMBURSEMENTS CLEARING	(7.93)
6108	131,440.82
730270	18,288.28
LAW ENFORCEMENT SPECIFIC SUPPLIES	18,288.28
730360	113,152.54
ARMORY EXPENSE	113,152.54
6106	592,105.52
710110	341,623.75
SALARY/REGULAR	341,623.75
710130	2,003.11
SALARY/OVERTIME	2,003.11
710150	32,190.00
SALARY/SPECIAL PAY	32,190.00
720100	27,613.81
SOCIAL SECURITY	27,613.81
720110	70,557.66
EMPLOYEE INSURANCE	70,557.66
720120	46,884.34
RETIREMENT	46,884.34
720140	(167.07)
STATE UNEMPLOYMENT TAX	(167.07)
730270	944.03
LAW ENFORCEMENT SPECIFIC SUPPLIES	944.03
730280	36,962.56
CANINE EXPENSES	36,962.56
740110	700.00
IT SOFTWARE MAINTENANCE	700.00
740510	2,700.00
PROFESSIONAL DEVELOPMENT	2,700.00
740512	11,030.16
PROFESSIONAL SERVICES	11,030.16

740530	4,809.24
MOBILE PHONE AND DATA	4,809.24
740540	13,953.93
TRAVEL EXPENSE	13,953.93
740640	300.00
CONTRACT SERVICES	300.00
6102	1,510,715.23
710110	883,496.44
SALARY/REGULAR	883,496.44
710130	174,627.58
SALARY/OVERTIME	174,627.58
720100	79,842.81
SOCIAL SECURITY	79,842.81
720110	159,776.27
EMPLOYEE INSURANCE	159,776.27
720120	132,086.41
RETIREMENT	132,086.41
720140	73.69
STATE UNEMPLOYMENT TAX	73.69
730270	3,460.95
LAW ENFORCEMENT SPECIFIC SUPPLIES	3,460.95
740110	2,196.00
IT SOFTWARE MAINTENANCE	2,196.00
740510	34,252.00
PROFESSIONAL DEVELOPMENT	34,252.00
740530	14,177.39
MOBILE PHONE AND DATA	14,177.39
740540	19,721.03
TRAVEL EXPENSE	19,721.03
740660	2,618.16
EQUIPMENT RENTAL	2,618.16
790100	(948.00)
REIMBURSEMENTS CLEARING	(948.00)
730360	5,334.50
ARMORY EXPENSE	5,334.50
6105	264,781.35
710110	144,517.11
SALARY/REGULAR	144,517.11
710130	-
SALARY/OVERTIME	-
720100	10,875.42
SOCIAL SECURITY	10,875.42
720110	26,315.83
EMPLOYEE INSURANCE	26,315.83
720120	18,023.27
RETIREMENT	18,023.27
720140	18.00
STATE UNEMPLOYMENT TAX	18.00
730270	989.76
LAW ENFORCEMENT SPECIFIC SUPPLIES	989.76
740110	870.00
IT SOFTWARE MAINTENANCE	870.00
740140	5,554.60
VEHICLE MAINTENANCE - CONTROLLED	5,554.60

740530	2,150.46
MOBILE PHONE AND DATA	2,150.46
740656	6,000.00
RENT AND LEASES	6,000.00
750400	49,466.90
CAPITAL OUTLAY-FURNITURE FIXTURES AND EQUIPMENT	49,466.90
6109	626,702.77
710110	400,791.86
SALARY/REGULAR	400,791.86
710130	37,217.27
SALARY/OVERTIME	37,217.27
720100	32,589.24
SOCIAL SECURITY	32,589.24
720110	70,302.08
EMPLOYEE INSURANCE	70,302.08
720120	54,660.29
RETIREMENT	54,660.29
720140	45.00
STATE UNEMPLOYMENT TAX	45.00
730270	7,210.00
LAW ENFORCEMENT SPECIFIC SUPPLIES	7,210.00
740110	5,765.76
IT SOFTWARE MAINTENANCE	5,765.76
740510	2,640.00
PROFESSIONAL DEVELOPMENT	2,640.00
740512	95.30
PROFESSIONAL SERVICES	95.30
740530	4,211.64
MOBILE PHONE AND DATA	4,211.64
740540	8,634.17
TRAVEL EXPENSE	8,634.17
740660	2,540.16
EQUIPMENT RENTAL	2,540.16
6103	10,358.37
710130	702.63
SALARY/OVERTIME	702.63
720100	52.61
SOCIAL SECURITY	52.61
720120	87.62
RETIREMENT	87.62
740510	2,248.00
PROFESSIONAL DEVELOPMENT	2,248.00
740530	3,122.75
MOBILE PHONE AND DATA	3,122.75
740540	4,144.76
TRAVEL EXPENSE	4,144.76
6107	15,029.61
710110	82.00
SALARY/REGULAR	82.00
710130	8,742.37
SALARY/OVERTIME	8,742.37
720100	666.17
SOCIAL SECURITY	666.17
720110	163.23

EMPLOYEE INSURANCE	163.23
720120	1,100.84
RETIREMENT	1,100.84
730270	4,275.00
LAW ENFORCEMENT SPECIFIC SUPPLIES	4,275.00
3242	15,000.00
740640	15,000.00
CONTRACT SERVICES	15,000.00
3800	291,970.08
710100	70,673.12
SALARY/OFFICIAL-DEPARTMENT HEAD	70,673.12
710110	136,521.45
SALARY/REGULAR	136,521.45
710130	1,570.84
SALARY/OVERTIME	1,570.84
710140	516.88
SALARY/CELL PHONE ALLOWANCE	516.88
720100	15,423.07
SOCIAL SECURITY	15,423.07
720110	33,607.96
EMPLOYEE INSURANCE	33,607.96
720120	26,243.90
RETIREMENT	26,243.90
720140	10.25
STATE UNEMPLOYMENT TAX	10.25
730100	3,895.41
OFFICE SUPPLIES	3,895.41
740510	2,887.20
PROFESSIONAL DEVELOPMENT	2,887.20
740680	620.00
MEMBERSHIP/ASSOCIATION DUES	620.00
6104	10,728.87
710110	206.80
SALARY/REGULAR	206.80
710130	8,716.80
SALARY/OVERTIME	8,716.80
720100	668.85
SOCIAL SECURITY	668.85
720120	1,118.99
RETIREMENT	1,118.99
720140	17.43
STATE UNEMPLOYMENT TAX	17.43
8260	95,722.74
710110	59,750.19
SALARY/REGULAR	59,750.19
720100	4,457.04
SOCIAL SECURITY	4,457.04
720110	4,712.82
EMPLOYEE INSURANCE	4,712.82
720120	7,492.68
RETIREMENT	7,492.68
720140	18.00
STATE UNEMPLOYMENT TAX	18.00
730100	17,435.26

OFFICE SUPPLIES	17,435.26
740510	200.00
PROFESSIONAL DEVELOPMENT	200.00
740580	919.00
PRINTING	919.00
740640	41.23
CONTRACT SERVICES	41.23
740660	546.52
EQUIPMENT RENTAL	546.52
740680	150.00
MEMBERSHIP/ASSOCIATION DUES	150.00
3211	-
760710	-
CONTINGENCY-OPERATIONS	-
200	50,383,014.16
ROAD AND BRIDGE	50,383,014.16
1200	4,225,793.55
770100	4,225,793.55
TRANSFERS OUT	4,225,793.55
2600	311,830.40
730100	4,998.90
OFFICE SUPPLIES	4,998.90
730250	13,547.61
SHOP SUPPLIES	13,547.61
740140	50,185.38
VEHICLE MAINTENANCE - CONTROLLED	50,185.38
740510	12,515.00
PROFESSIONAL DEVELOPMENT	12,515.00
740512	43,305.39
PROFESSIONAL SERVICES	43,305.39
740540	1,344.38
TRAVEL EXPENSE	1,344.38
740650	185,783.74
SIGN AND SIGNAL MAINTENANCE	185,783.74
740660	150.00
EQUIPMENT RENTAL	150.00
9000	956,771.93
730190	190,209.14
ROAD MATERIALS	190,209.14
740512	24,942.79
PROFESSIONAL SERVICES	24,942.79
750800	741,620.00
MAJOR PROJECTS	741,620.00
9100	15,931,791.93
710100	186,715.08
SALARY/OFFICIAL-DEPARTMENT HEAD	186,715.08
710110	3,055,755.85
SALARY/REGULAR	3,055,755.85
710120	-
SALARY/OTHER	-
710130	201,273.87
SALARY/OVERTIME	201,273.87
710140	1,965.99
SALARY/CELL PHONE ALLOWANCE	1,965.99

720100	255,807.79
SOCIAL SECURITY	255,807.79
720110	819,866.82
EMPLOYEE INSURANCE	819,866.82
720120	431,074.18
RETIREMENT	431,074.18
720140	1,034.80
STATE UNEMPLOYMENT TAX	1,034.80
730100	35,091.41
OFFICE SUPPLIES	35,091.41
730140	5,832.16
JANITOR SUPPLIES	5,832.16
730180	11,379.20
CULVERTS	11,379.20
730190	153,417.05
ROAD MATERIALS	153,417.05
730200	140,391.38
CRUSHED CONCRETE/REJECT	140,391.38
730220	2,277.14
REPLACEMENTS	2,277.14
730240	366,079.82
FUEL - CONTROLLED	366,079.82
730250	78,565.46
SHOP SUPPLIES	78,565.46
730260	233,384.05
VEHICLE SUPPLIES	233,384.05
730262	5,071.67
RADIO SUPPLIES	5,071.67
730270	863.20
LAW ENFORCEMENT SPECIFIC SUPPLIES	863.20
730310	45,103.00
UNIFORMS	45,103.00
730320	1,427.49
IT HARDWARE	1,427.49
730330	45,000.00
IT SOFTWARE	45,000.00
730390	1,543.53
MEDICAL SUPPLIES	1,543.53
740140	119,093.34
VEHICLE MAINTENANCE - CONTROLLED	119,093.34
740150	241,961.50
LANDSCAPE MAINTENANCE	241,961.50
740430	43,870.70
STRIPING/SEALANT SERVICES	43,870.70
740510	2,132.63
PROFESSIONAL DEVELOPMENT	2,132.63
740512	480,150.57
PROFESSIONAL SERVICES	480,150.57
740530	12,850.79
MOBILE PHONE AND DATA	12,850.79
740640	8,512,951.24
CONTRACT SERVICES	8,512,951.24
740650	48,333.64
SIGN AND SIGNAL MAINTENANCE	48,333.64

740660	43,698.44
EQUIPMENT RENTAL	43,698.44
750400	352,822.22
CAPITAL OUTLAY-FURNITURE FIXTURES AND EQUIPMENT	352,822.22
750600	40,680.00
CAPITAL OUTLAY-VEHICLES	40,680.00
750800	(155,347.45)
MAJOR PROJECTS	(155,347.45)
760600	100,000.00
SETTLEMENT COSTS	100,000.00
790100	(3,039.79)
REIMBURSEMENTS CLEARING	(3,039.79)
740145	12,713.16
EQUIPMENT MAINTENANCE/REPAIR - CONTROLLED	12,713.16
9200	8,135,315.22
710100	186,715.08
SALARY/OFFICIAL-DEPARTMENT HEAD	186,715.08
710110	2,181,333.62
SALARY/REGULAR	2,181,333.62
710120	-
SALARY/OTHER	-
710130	2,246.80
SALARY/OVERTIME	2,246.80
710140	1,686.58
SALARY/CELL PHONE ALLOWANCE	1,686.58
720100	174,010.70
SOCIAL SECURITY	174,010.70
720110	555,759.57
EMPLOYEE INSURANCE	555,759.57
720120	296,479.86
RETIREMENT	296,479.86
720140	1,496.59
STATE UNEMPLOYMENT TAX	1,496.59
730100	13,354.58
OFFICE SUPPLIES	13,354.58
730180	15,217.54
CULVERTS	15,217.54
730190	3,008,942.85
ROAD MATERIALS	3,008,942.85
730220	41,068.47
REPLACEMENTS	41,068.47
730240	279,615.41
FUEL - CONTROLLED	279,615.41
730250	105,457.17
SHOP SUPPLIES	105,457.17
730260	145,259.89
VEHICLE SUPPLIES	145,259.89
730310	75,921.55
UNIFORMS	75,921.55
740110	3,523.00
IT SOFTWARE MAINTENANCE	3,523.00
740510	(83,687.22)
PROFESSIONAL DEVELOPMENT	(83,687.22)
740512	540,219.02

PROFESSIONAL SERVICES	540,219.02
740530	8,035.88
MOBILE PHONE AND DATA	8,035.88
740620	22,833.01
ELECTRICITY - CONTROLLED	22,833.01
740624	5,765.28
WATER AND SEWER - CONTROLLED	5,765.28
740640	33,492.71
CONTRACT SERVICES	33,492.71
740650	47,328.08
SIGN AND SIGNAL MAINTENANCE	47,328.08
740660	23,636.54
EQUIPMENT RENTAL	23,636.54
750400	196,358.19
CAPITAL OUTLAY-FURNITURE FIXTURES AND EQUIPMENT	196,358.19
750600	153,178.05
CAPITAL OUTLAY-VEHICLES	153,178.05
760600	100,000.00
SETTLEMENT COSTS	100,000.00
790100	66.42
REIMBURSEMENTS CLEARING	66.42
9300	4,742,180.56
710100	186,715.08
SALARY/OFFICIAL-DEPARTMENT HEAD	186,715.08
710110	1,458,664.17
SALARY/REGULAR	1,458,664.17
710120	-
SALARY/OTHER	-
710130	41,542.42
SALARY/OVERTIME	41,542.42
710140	6,515.39
SALARY/CELL PHONE ALLOWANCE	6,515.39
720100	124,219.97
SOCIAL SECURITY	124,219.97
720110	346,578.96
EMPLOYEE INSURANCE	346,578.96
720120	211,585.26
RETIREMENT	211,585.26
720140	443.12
STATE UNEMPLOYMENT TAX	443.12
730100	7,175.40
OFFICE SUPPLIES	7,175.40
730190	657,981.03
ROAD MATERIALS	657,981.03
730200	25,729.57
CRUSHED CONCRETE/REJECT	25,729.57
730220	748.39
REPLACEMENTS	748.39
730240	120,135.58
FUEL - CONTROLLED	120,135.58
730250	17,765.64
SHOP SUPPLIES	17,765.64
730260	37,627.48
VEHICLE SUPPLIES	37,627.48

730310	14,574.45
UNIFORMS	14,574.45
730350	7,322.03
AGRICULTURE SUPPLIES	7,322.03
730380	22,502.80
AUDIO/VISUAL SUPPLIES	22,502.80
730390	417.38
MEDICAL SUPPLIES	417.38
740140	140,406.52
VEHICLE MAINTENANCE - CONTROLLED	140,406.52
740430	458,720.56
STRIPING/SEALANT SERVICES	458,720.56
740440	95,896.63
CONCRETE/CURB REPAIR	95,896.63
740504	6,697.62
ONLINE SERVICES	6,697.62
740510	2,206.86
PROFESSIONAL DEVELOPMENT	2,206.86
740512	445,622.71
PROFESSIONAL SERVICES	445,622.71
740530	6,493.20
MOBILE PHONE AND DATA	6,493.20
740540	1,004.80
TRAVEL EXPENSE	1,004.80
740580	12,162.47
PRINTING	12,162.47
740620	94.49
ELECTRICITY - CONTROLLED	94.49
740624	46.54
WATER AND SEWER - CONTROLLED	46.54
740640	5,666.33
CONTRACT SERVICES	5,666.33
740650	301,292.39
SIGN AND SIGNAL MAINTENANCE	301,292.39
740656	42,765.00
RENT AND LEASES	42,765.00
740660	23,873.90
EQUIPMENT RENTAL	23,873.90
740680	6,000.00
MEMBERSHIP/ASSOCIATION DUES	6,000.00
750800	(134,302.16)
MAJOR PROJECTS	(134,302.16)
760600	100,000.00
SETTLEMENT COSTS	100,000.00
790100	(60,711.42)
REIMBURSEMENTS CLEARING	(60,711.42)
9400	7,494,962.71
710100	186,715.08
SALARY/OFFICIAL-DEPARTMENT HEAD	186,715.08
710110	2,960,736.00
SALARY/REGULAR	2,960,736.00
710120	-
SALARY/OTHER	-
710130	38,168.05

SALARY/OVERTIME	38,168.05
710140	1,410.34
SALARY/CELL PHONE ALLOWANCE	1,410.34
720100	236,830.05
SOCIAL SECURITY	236,830.05
720110	756,040.80
EMPLOYEE INSURANCE	756,040.80
720120	398,475.29
RETIREMENT	398,475.29
720140	1,298.18
STATE UNEMPLOYMENT TAX	1,298.18
730100	15,410.65
OFFICE SUPPLIES	15,410.65
730180	185,576.40
CULVERTS	185,576.40
730190	526,672.21
ROAD MATERIALS	526,672.21
730200	666,875.56
CRUSHED CONCRETE/REJECT	666,875.56
730220	27,035.38
REPLACEMENTS	27,035.38
730240	498,208.74
FUEL - CONTROLLED	498,208.74
730250	39,530.82
SHOP SUPPLIES	39,530.82
730260	262,308.85
VEHICLE SUPPLIES	262,308.85
730300	-
COMMUNITY AWARENESS SUPPLIES	-
730310	21,285.90
UNIFORMS	21,285.90
730330	24.63
IT SOFTWARE	24.63
730350	87,227.98
AGRICULTURE SUPPLIES	87,227.98
740140	95,288.36
VEHICLE MAINTENANCE - CONTROLLED	95,288.36
740150	49,851.82
LANDSCAPE MAINTENANCE	49,851.82
740410	8,000.00
TOLLS	8,000.00
740430	44,415.02
STRIPING/SEALANT SERVICES	44,415.02
740440	119,053.52
CONCRETE/CURB REPAIR	119,053.52
740510	2,000.00
PROFESSIONAL DEVELOPMENT	2,000.00
740512	30,436.86
PROFESSIONAL SERVICES	30,436.86
740530	26,030.02
MOBILE PHONE AND DATA	26,030.02
740550	30,413.01
SAFETY PROGRAM	30,413.01
740622	1,178.83

GAS - CONTROLLED	1,178.83
740640	11,984.81
CONTRACT SERVICES	11,984.81
740650	33,280.35
SIGN AND SIGNAL MAINTENANCE	33,280.35
740652	1,096.51
BRIDGE REPAIR	1,096.51
740660	64,430.60
EQUIPMENT RENTAL	64,430.60
740820	599.75
DEMOLITION	599.75
740930	5,172.73
DAMAGE REPAIRS	5,172.73
750400	74,931.97
CAPITAL OUTLAY-FURNITURE FIXTURES AND EQUIPMENT	74,931.97
750600	266,981.99
CAPITAL OUTLAY-VEHICLES	266,981.99
760600	100,000.00
SETTLEMENT COSTS	100,000.00
790100	(380,288.00)
REIMBURSEMENTS CLEARING	(380,288.00)
740250	273.65
PENALTY/LATE CHARGE	273.65
9500	1,939,884.00
710100	150,342.75
SALARY/OFFICIAL-DEPARTMENT HEAD	150,342.75
710110	1,268,049.86
SALARY/REGULAR	1,268,049.86
710140	6,048.92
SALARY/CELL PHONE ALLOWANCE	6,048.92
720100	106,676.62
SOCIAL SECURITY	106,676.62
720110	216,029.83
EMPLOYEE INSURANCE	216,029.83
720120	177,700.96
RETIREMENT	177,700.96
720140	229.52
STATE UNEMPLOYMENT TAX	229.52
730100	6,441.09
OFFICE SUPPLIES	6,441.09
740140	140.96
VEHICLE MAINTENANCE - CONTROLLED	140.96
740510	2,150.00
PROFESSIONAL DEVELOPMENT	2,150.00
740540	2,733.77
TRAVEL EXPENSE	2,733.77
740660	3,219.72
EQUIPMENT RENTAL	3,219.72
740680	120.00
MEMBERSHIP/ASSOCIATION DUES	120.00
9107	537,254.65
710110	172,528.25
SALARY/REGULAR	172,528.25
710130	39,039.57

SALARY/OVERTIME	39,039.57
720100	16,152.14
SOCIAL SECURITY	16,152.14
720110	28,152.52
EMPLOYEE INSURANCE	28,152.52
720120	24,227.45
RETIREMENT	24,227.45
720140	226.85
STATE UNEMPLOYMENT TAX	226.85
730100	858.45
OFFICE SUPPLIES	858.45
730140	5,489.60
JANITOR SUPPLIES	5,489.60
730250	2,459.83
SHOP SUPPLIES	2,459.83
730310	422.80
UNIFORMS	422.80
740140	559.18
VEHICLE MAINTENANCE - CONTROLLED	559.18
740150	36,700.00
LANDSCAPE MAINTENANCE	36,700.00
740512	44,610.44
PROFESSIONAL SERVICES	44,610.44
740624	1,192.97
WATER AND SEWER - CONTROLLED	1,192.97
740640	15,233.68
CONTRACT SERVICES	15,233.68
740660	39.00
EQUIPMENT RENTAL	39.00
750300	129,907.06
CAPITAL OUTLAY-BUILDING	129,907.06
750400	10,717.00
CAPITAL OUTLAY-FURNITURE FIXTURES AND EQUIPMENT	10,717.00
750800	8,737.86
MAJOR PROJECTS	8,737.86
9109	393,843.18
710110	234,916.82
SALARY/REGULAR	234,916.82
710130	2,444.94
SALARY/OVERTIME	2,444.94
720100	17,967.71
SOCIAL SECURITY	17,967.71
720110	70,808.29
EMPLOYEE INSURANCE	70,808.29
720120	29,615.26
RETIREMENT	29,615.26
720140	118.65
STATE UNEMPLOYMENT TAX	118.65
730100	64.90
OFFICE SUPPLIES	64.90
730140	155.96
JANITOR SUPPLIES	155.96
730250	881.90
SHOP SUPPLIES	881.90

730310	758.15
UNIFORMS	758.15
730390	353.85
MEDICAL SUPPLIES	353.85
740510	1,398.00
PROFESSIONAL DEVELOPMENT	1,398.00
740512	850.13
PROFESSIONAL SERVICES	850.13
740640	33,443.64
CONTRACT SERVICES	33,443.64
740650	64.98
SIGN AND SIGNAL MAINTENANCE	64.98
740625	-
REFUSE COLLECTION - CONTROLLED	-
9407	1,118,481.59
710110	641,675.94
SALARY/REGULAR	641,675.94
710120	-
SALARY/OTHER	-
710130	18,492.62
SALARY/OVERTIME	18,492.62
720100	49,532.93
SOCIAL SECURITY	49,532.93
720110	191,124.21
EMPLOYEE INSURANCE	191,124.21
720120	82,414.22
RETIREMENT	82,414.22
720140	788.57
STATE UNEMPLOYMENT TAX	788.57
730100	123.58
OFFICE SUPPLIES	123.58
730140	29,062.92
JANITOR SUPPLIES	29,062.92
730190	870.00
ROAD MATERIALS	870.00
730220	2,637.55
REPLACEMENTS	2,637.55
730250	18,318.71
SHOP SUPPLIES	18,318.71
730260	8,373.42
VEHICLE SUPPLIES	8,373.42
730310	5,985.83
UNIFORMS	5,985.83
730350	2,904.90
AGRICULTURE SUPPLIES	2,904.90
740140	1,942.00
VEHICLE MAINTENANCE - CONTROLLED	1,942.00
740150	4,925.00
LANDSCAPE MAINTENANCE	4,925.00
740410	1,600.00
TOLLS	1,600.00
740510	80.00
PROFESSIONAL DEVELOPMENT	80.00
740512	3,069.75

PROFESSIONAL SERVICES	3,069.75
740530	3,884.77
MOBILE PHONE AND DATA	3,884.77
740622	4,803.50
GAS - CONTROLLED	4,803.50
740640	30,774.27
CONTRACT SERVICES	30,774.27
740654	7,989.95
COMMUNITY BUILDING/VOTING BOX	7,989.95
740660	600.00
EQUIPMENT RENTAL	600.00
750400	6,506.95
CAPITAL OUTLAY-FURNITURE FIXTURES AND EQUIPMENT	6,506.95
9309	1,154,044.77
710110	483,838.36
SALARY/REGULAR	483,838.36
710130	41,224.90
SALARY/OVERTIME	41,224.90
710140	2,519.13
SALARY/CELL PHONE ALLOWANCE	2,519.13
720100	39,681.72
SOCIAL SECURITY	39,681.72
720110	121,864.76
EMPLOYEE INSURANCE	121,864.76
720120	65,857.63
RETIREMENT	65,857.63
720140	178.46
STATE UNEMPLOYMENT TAX	178.46
730100	5,200.57
OFFICE SUPPLIES	5,200.57
730250	3,643.36
SHOP SUPPLIES	3,643.36
730260	369.12
VEHICLE SUPPLIES	369.12
730310	2,214.52
UNIFORMS	2,214.52
730390	738.45
MEDICAL SUPPLIES	738.45
740140	529.70
VEHICLE MAINTENANCE - CONTROLLED	529.70
740420	2,685.62
COURIER SERVICE	2,685.62
740510	-
PROFESSIONAL DEVELOPMENT	-
740512	149,267.95
PROFESSIONAL SERVICES	149,267.95
740640	232,753.58
CONTRACT SERVICES	232,753.58
740660	1,400.00
EQUIPMENT RENTAL	1,400.00
740680	76.94
MEMBERSHIP/ASSOCIATION DUES	76.94
9307	472,433.28
710110	240,295.83

SALARY/REGULAR	240,295.83
710130	1,296.50
SALARY/OVERTIME	1,296.50
720100	18,115.34
SOCIAL SECURITY	18,115.34
720110	63,669.32
EMPLOYEE INSURANCE	63,669.32
720120	30,118.77
RETIREMENT	30,118.77
720140	373.95
STATE UNEMPLOYMENT TAX	373.95
730100	19,963.68
OFFICE SUPPLIES	19,963.68
730390	25.19
MEDICAL SUPPLIES	25.19
740120	198.70
MEDICAL SERVICES	198.70
740512	92,486.41
PROFESSIONAL SERVICES	92,486.41
740624	748.00
WATER AND SEWER - CONTROLLED	748.00
740640	2,108.06
CONTRACT SERVICES	2,108.06
740660	2,927.63
EQUIPMENT RENTAL	2,927.63
740970	105.90
FREIGHT AND HANDLING	105.90
9408	399,804.26
710110	238,817.12
SALARY/REGULAR	238,817.12
710130	364.66
SALARY/OVERTIME	364.66
720100	17,987.99
SOCIAL SECURITY	17,987.99
720110	56,302.46
EMPLOYEE INSURANCE	56,302.46
720120	29,846.25
RETIREMENT	29,846.25
720140	45.17
STATE UNEMPLOYMENT TAX	45.17
730100	176.34
OFFICE SUPPLIES	176.34
730260	-
VEHICLE SUPPLIES	-
730300	4,014.00
COMMUNITY AWARENESS SUPPLIES	4,014.00
730310	200.00
UNIFORMS	200.00
730330	8.75
IT SOFTWARE	8.75
740512	272.99
PROFESSIONAL SERVICES	272.99
740620	28,128.99
ELECTRICITY - CONTROLLED	28,128.99

740624	16,113.47
WATER AND SEWER - CONTROLLED	16,113.47
740640	6,641.89
CONTRACT SERVICES	6,641.89
740660	364.26
EQUIPMENT RENTAL	364.26
730101	519.92
FOOD SUPPLIES	519.92
9207	413,110.99
710110	134,123.66
SALARY/REGULAR	134,123.66
720100	9,811.07
SOCIAL SECURITY	9,811.07
720110	42,846.67
EMPLOYEE INSURANCE	42,846.67
720120	16,719.38
RETIREMENT	16,719.38
720140	36.00
STATE UNEMPLOYMENT TAX	36.00
730220	21,293.87
REPLACEMENTS	21,293.87
740512	187,472.00
PROFESSIONAL SERVICES	187,472.00
740640	808.34
CONTRACT SERVICES	808.34
9308	183,523.73
710110	114,950.54
SALARY/REGULAR	114,950.54
710140	481.81
SALARY/CELL PHONE ALLOWANCE	481.81
720100	8,609.70
SOCIAL SECURITY	8,609.70
720110	14,076.26
EMPLOYEE INSURANCE	14,076.26
720120	14,403.78
RETIREMENT	14,403.78
720140	252.53
STATE UNEMPLOYMENT TAX	252.53
730100	737.00
OFFICE SUPPLIES	737.00
730220	2,387.08
REPLACEMENTS	2,387.08
730390	146.00
MEDICAL SUPPLIES	146.00
740512	6,223.30
PROFESSIONAL SERVICES	6,223.30
740622	3,471.09
GAS - CONTROLLED	3,471.09
740640	16,079.33
CONTRACT SERVICES	16,079.33
740660	1,705.31
EQUIPMENT RENTAL	1,705.31
9208	216,120.93
710110	127,343.07

SALARY/REGULAR	127,343.07
720100	9,041.67
SOCIAL SECURITY	9,041.67
720110	37,860.02
EMPLOYEE INSURANCE	37,860.02
720120	15,904.40
RETIREMENT	15,904.40
720140	27.00
STATE UNEMPLOYMENT TAX	27.00
730100	404.00
OFFICE SUPPLIES	404.00
740620	14,790.74
ELECTRICITY - CONTROLLED	14,790.74
740624	8,410.03
WATER AND SEWER - CONTROLLED	8,410.03
740640	2,340.00
CONTRACT SERVICES	2,340.00
9108	269,267.17
710110	117,644.89
SALARY/REGULAR	117,644.89
720100	8,911.27
SOCIAL SECURITY	8,911.27
720110	28,142.20
EMPLOYEE INSURANCE	28,142.20
720120	14,375.23
RETIREMENT	14,375.23
720140	70.07
STATE UNEMPLOYMENT TAX	70.07
730100	3,185.09
OFFICE SUPPLIES	3,185.09
730250	2,405.78
SHOP SUPPLIES	2,405.78
740150	19,520.00
LANDSCAPE MAINTENANCE	19,520.00
740512	269.95
PROFESSIONAL SERVICES	269.95
740620	41,507.07
ELECTRICITY - CONTROLLED	41,507.07
740624	11,411.65
WATER AND SEWER - CONTROLLED	11,411.65
740640	15,673.49
CONTRACT SERVICES	15,673.49
740654	-
COMMUNITY BUILDING/VOTING BOX	-
750400	6,150.48
CAPITAL OUTLAY-FURNITURE FIXTURES AND EQUIPMENT	6,150.48
740260	-
INTEREST ON CREDIT CARDS	-
9409	72,893.13
740150	41,118.11
LANDSCAPE MAINTENANCE	41,118.11
740640	31,775.02
CONTRACT SERVICES	31,775.02
9600	1,380,998.03

710100	137,455.62
SALARY/OFFICIAL-DEPARTMENT HEAD	137,455.62
710110	821,300.92
SALARY/REGULAR	821,300.92
710120	-
SALARY/OTHER	-
710130	6,223.65
SALARY/OVERTIME	6,223.65
710140	6,609.81
SALARY/CELL PHONE ALLOWANCE	6,609.81
720100	71,793.09
SOCIAL SECURITY	71,793.09
720110	215,882.10
EMPLOYEE INSURANCE	215,882.10
720120	121,471.72
RETIREMENT	121,471.72
720140	261.12
STATE UNEMPLOYMENT TAX	261.12
9209	32,708.15
710110	21,685.79
SALARY/REGULAR	21,685.79
720100	1,634.42
SOCIAL SECURITY	1,634.42
720110	6,646.35
EMPLOYEE INSURANCE	6,646.35
720120	2,719.36
RETIREMENT	2,719.36
720140	22.23
STATE UNEMPLOYMENT TAX	22.23
201	-
WORTHLESS CHECK	-
2800	-
710110	-
SALARY/REGULAR	-
720100	-
SOCIAL SECURITY	-
720110	-
EMPLOYEE INSURANCE	-
720120	-
RETIREMENT	-
202	857,499.64
FORFEITURES	857,499.64
5100	168,305.76
710110	5,729.33
SALARY/REGULAR	5,729.33
710150	1,542.94
SALARY/SPECIAL PAY	1,542.94
720100	554.00
SOCIAL SECURITY	554.00
720110	1,583.84
EMPLOYEE INSURANCE	1,583.84
720120	607.78
RETIREMENT	607.78
720140	1.16

STATE UNEMPLOYMENT TAX	1.16
730100	5,990.41
OFFICE SUPPLIES	5,990.41
730260	9,068.98
VEHICLE SUPPLIES	9,068.98
730270	36,632.46
LAW ENFORCEMENT SPECIFIC SUPPLIES	36,632.46
730280	4,133.33
CANINE EXPENSES	4,133.33
730300	43,060.00
COMMUNITY AWARENESS SUPPLIES	43,060.00
730310	921.28
UNIFORMS	921.28
730330	1,250.00
IT SOFTWARE	1,250.00
740220	550.50
LEGAL/LITIGATION COSTS	550.50
740420	325.00
COURIER SERVICE	325.00
740460	690.00
INVESTIGATOR	690.00
740504	4,995.00
ONLINE SERVICES	4,995.00
740510	27,372.43
PROFESSIONAL DEVELOPMENT	27,372.43
740512	1,446.00
PROFESSIONAL SERVICES	1,446.00
740530	835.78
MOBILE PHONE AND DATA	835.78
740540	4,532.42
TRAVEL EXPENSE	4,532.42
740570	5,500.00
ADVERTISING	5,500.00
740680	4,050.00
MEMBERSHIP/ASSOCIATION DUES	4,050.00
740694	1,985.00
FOOD SERVICE	1,985.00
730101	4,621.32
FOOD SUPPLIES	4,621.32
740450	326.80
SERVICE/CITATIONS	326.80
6000	307,637.78
730100	22,848.18
OFFICE SUPPLIES	22,848.18
730220	676.80
REPLACEMENTS	676.80
730270	70,865.64
LAW ENFORCEMENT SPECIFIC SUPPLIES	70,865.64
730310	3,745.53
UNIFORMS	3,745.53
730340	4,000.00
BUY MONEY SUPPLY	4,000.00
740140	7,884.00
VEHICLE MAINTENANCE - CONTROLLED	7,884.00

740510	3,561.96
PROFESSIONAL DEVELOPMENT	3,561.96
740512	83,503.64
PROFESSIONAL SERVICES	83,503.64
740540	14,069.81
TRAVEL EXPENSE	14,069.81
740640	5,686.00
CONTRACT SERVICES	5,686.00
740680	72,350.00
MEMBERSHIP/ASSOCIATION DUES	72,350.00
740750	15,071.85
REMODEL	15,071.85
730101	3,374.37
FOOD SUPPLIES	3,374.37
6200	172,270.13
730270	163,270.13
LAW ENFORCEMENT SPECIFIC SUPPLIES	163,270.13
730340	9,000.00
BUY MONEY SUPPLY	9,000.00
7100	4,733.00
730280	4,133.00
CANINE EXPENSES	4,133.00
740680	600.00
MEMBERSHIP/ASSOCIATION DUES	600.00
7200	78,005.08
730100	2,023.15
OFFICE SUPPLIES	2,023.15
730230	1,200.00
MARINE/AIR EXPENSE	1,200.00
730260	11,788.56
VEHICLE SUPPLIES	11,788.56
730270	59,850.64
LAW ENFORCEMENT SPECIFIC SUPPLIES	59,850.64
730360	3,142.73
ARMORY EXPENSE	3,142.73
7300	4,424.59
730100	57.00
OFFICE SUPPLIES	57.00
730260	1,860.63
VEHICLE SUPPLIES	1,860.63
740512	600.00
PROFESSIONAL SERVICES	600.00
740640	1,906.96
CONTRACT SERVICES	1,906.96
7400	72,592.76
730230	1,040.00
MARINE/AIR EXPENSE	1,040.00
730260	19,893.75
VEHICLE SUPPLIES	19,893.75
730270	23,875.33
LAW ENFORCEMENT SPECIFIC SUPPLIES	23,875.33
730280	12,899.92
CANINE EXPENSES	12,899.92
730310	828.00

UNIFORMS	828.00
730340	1,500.00
BUY MONEY SUPPLY	1,500.00
740140	5,468.50
VEHICLE MAINTENANCE - CONTROLLED	5,468.50
740510	825.00
PROFESSIONAL DEVELOPMENT	825.00
740512	1,198.37
PROFESSIONAL SERVICES	1,198.37
740680	1,550.00
MEMBERSHIP/ASSOCIATION DUES	1,550.00
730101	513.89
FOOD SUPPLIES	513.89
730360	3,000.00
ARMORY EXPENSE	3,000.00
7500	49,530.54
730260	30,207.54
VEHICLE SUPPLIES	30,207.54
730270	9,309.00
LAW ENFORCEMENT SPECIFIC SUPPLIES	9,309.00
730280	6,100.00
CANINE EXPENSES	6,100.00
730300	1,000.00
COMMUNITY AWARENESS SUPPLIES	1,000.00
740640	2,364.00
CONTRACT SERVICES	2,364.00
740660	550.00
EQUIPMENT RENTAL	550.00
203	1,983,541.07
JAIL COMMISSARY	1,983,541.07
6602	1,983,541.07
710110	220,850.85
SALARY/REGULAR	220,850.85
710130	692.23
SALARY/OVERTIME	692.23
710150	303.00
SALARY/SPECIAL PAY	303.00
720100	16,550.97
SOCIAL SECURITY	16,550.97
720110	55,426.42
EMPLOYEE INSURANCE	55,426.42
720120	27,712.24
RETIREMENT	27,712.24
720140	47.27
STATE UNEMPLOYMENT TAX	47.27
730110	225.60
POSTAGE	225.60
730120	2,142.77
BOOK SUPPLEMENTS	2,142.77
730140	82,306.60
JANITOR SUPPLIES	82,306.60
730150	345,519.57
INMATE SUPPLIES	345,519.57
730220	133,525.54

REPLACEMENTS	133,525.54
730320	1,926.00
IT HARDWARE	1,926.00
730330	61,350.00
IT SOFTWARE	61,350.00
730370	36,213.10
PERIODICALS	36,213.10
730380	11,069.59
AUDIO/VISUAL SUPPLIES	11,069.59
740110	1,620.00
IT SOFTWARE MAINTENANCE	1,620.00
740504	22,151.88
ONLINE SERVICES	22,151.88
740512	946,002.13
PROFESSIONAL SERVICES	946,002.13
740640	17,875.08
CONTRACT SERVICES	17,875.08
730101	30.23
FOOD SUPPLIES	30.23
204	334,568.96
LAW LIBRARY	334,568.96
3260	306,724.09
710110	144,080.46
SALARY/REGULAR	144,080.46
720100	10,646.15
SOCIAL SECURITY	10,646.15
720110	28,152.52
EMPLOYEE INSURANCE	28,152.52
720120	17,975.62
RETIREMENT	17,975.62
720140	30.68
STATE UNEMPLOYMENT TAX	30.68
730100	1,730.16
OFFICE SUPPLIES	1,730.16
740504	36,334.24
ONLINE SERVICES	36,334.24
740510	545.00
PROFESSIONAL DEVELOPMENT	545.00
740580	1,006.98
PRINTING	1,006.98
740660	4,776.96
EQUIPMENT RENTAL	4,776.96
750700	61,445.32
CAPITAL OUTLAY-BOOKS	61,445.32
8100	27,844.87
730120	10,480.19
BOOK SUPPLEMENTS	10,480.19
740504	17,364.68
ONLINE SERVICES	17,364.68
205	23,722.42
PRE-TRIAL DIVERSION	23,722.42
5100	2,224.68
710110	-
SALARY/REGULAR	-

720100	-
SOCIAL SECURITY	-
720110	-
EMPLOYEE INSURANCE	-
720120	-
RETIREMENT	-
720140	-
STATE UNEMPLOYMENT TAX	-
740660	2,224.68
EQUIPMENT RENTAL	2,224.68
5103	21,497.74
710110	17,869.59
SALARY/REGULAR	17,869.59
720100	1,367.02
SOCIAL SECURITY	1,367.02
720120	2,222.57
RETIREMENT	2,222.57
720140	38.56
STATE UNEMPLOYMENT TAX	38.56
206	865,268.92
COUNTY CLERK RECORDS MGMT & PRESERVATION	865,268.92
1206	-
730100	-
OFFICE SUPPLIES	-
2300	532,610.02
720100	64.36
SOCIAL SECURITY	64.36
720110	2,096.20
EMPLOYEE INSURANCE	2,096.20
720120	106.51
RETIREMENT	106.51
720140	1.19
STATE UNEMPLOYMENT TAX	1.19
730100	20,522.38
OFFICE SUPPLIES	20,522.38
740110	100,734.32
IT SOFTWARE MAINTENANCE	100,734.32
740504	627.00
ONLINE SERVICES	627.00
740510	775.00
PROFESSIONAL DEVELOPMENT	775.00
740512	56,979.33
PROFESSIONAL SERVICES	56,979.33
740530	987.74
MOBILE PHONE AND DATA	987.74
740540	2,962.40
TRAVEL EXPENSE	2,962.40
740656	13,475.86
RENT AND LEASES	13,475.86
740680	50.00
MEMBERSHIP/ASSOCIATION DUES	50.00
750300	333,227.73
CAPITAL OUTLAY-BUILDING	333,227.73
2303	332,658.90

710110	231,984.10
SALARY/REGULAR	231,984.10
720100	17,396.12
SOCIAL SECURITY	17,396.12
720110	54,208.84
EMPLOYEE INSURANCE	54,208.84
720120	28,945.03
RETIREMENT	28,945.03
720140	124.81
STATE UNEMPLOYMENT TAX	124.81
207	-
COUNTY RECORDS MANAGEMENT	-
6404	-
710110	-
SALARY/REGULAR	-
710130	-
SALARY/OVERTIME	-
710150	-
SALARY/SPECIAL PAY	-
720100	-
SOCIAL SECURITY	-
720110	-
EMPLOYEE INSURANCE	-
720120	-
RETIREMENT	-
720140	-
STATE UNEMPLOYMENT TAX	-
208	5,982.22
DISTRICT CLERK RECORDS MGMT & PRESERVATION	5,982.22
2700	5,982.22
730100	4,264.22
OFFICE SUPPLIES	4,264.22
740640	1,718.00
CONTRACT SERVICES	1,718.00
211	22,973.31
COUNTY AND DISTRICT COURT TECHNOLOGY	22,973.31
8107	22,973.31
730100	11,443.71
OFFICE SUPPLIES	11,443.71
730320	1,322.97
IT HARDWARE	1,322.97
730380	7,425.86
AUDIO/VISUAL SUPPLIES	7,425.86
740530	2,765.57
MOBILE PHONE AND DATA	2,765.57
740640	15.20
CONTRACT SERVICES	15.20
212	127,462.65
COURT GUARDIANSHIP	127,462.65
8105	127,462.65
740290	6,770.72
OTHER LITIGATION-APPOINTED ATTORNEY	6,770.72
740310	118,207.23
APPOINTED ATTORNEY-CIVIL	118,207.23

740470	2,000.00
EXPERT WITNESS	2,000.00
740540	484.70
TRAVEL EXPENSE	484.70
213	186,997.97
COURT REPORTER SERVICE	186,997.97
8106	186,997.97
710110	85,000.00
SALARY/REGULAR	85,000.00
720100	6,502.50
SOCIAL SECURITY	6,502.50
720120	10,659.00
RETIREMENT	10,659.00
730100	4,313.80
OFFICE SUPPLIES	4,313.80
730330	3,139.93
IT SOFTWARE	3,139.93
740484	2,391.00
COURT REPORTER TRANSCRIPT	2,391.00
740510	4,853.01
PROFESSIONAL DEVELOPMENT	4,853.01
740512	61,151.17
PROFESSIONAL SERVICES	61,151.17
740540	7,937.84
TRAVEL EXPENSE	7,937.84
740640	1,049.72
CONTRACT SERVICES	1,049.72
214	304,552.39
COURTHOUSE SECURITY - COUNTY/DISTRICT COURT	304,552.39
6101	304,552.39
710110	-
SALARY/REGULAR	-
710130	-
SALARY/OVERTIME	-
720100	-
SOCIAL SECURITY	-
720110	-
EMPLOYEE INSURANCE	-
720120	-
RETIREMENT	-
740512	290,601.08
PROFESSIONAL SERVICES	290,601.08
740530	13,951.31
MOBILE PHONE AND DATA	13,951.31
215	96,147.88
COURTHOUSE SECURITY - JP	96,147.88
8590	96,147.88
710110	70,044.24
SALARY/REGULAR	70,044.24
720100	5,357.36
SOCIAL SECURITY	5,357.36
720110	11,985.66
EMPLOYEE INSURANCE	11,985.66
720120	8,749.72

RETIREMENT	8,749.72
720140	10.90
STATE UNEMPLOYMENT TAX	10.90
216	211,834.44
JUSTICE COURT TECHNOLOGY	211,834.44
8591	211,834.44
730100	86,675.32
OFFICE SUPPLIES	86,675.32
730320	23,954.19
IT HARDWARE	23,954.19
730380	68,919.54
AUDIO/VISUAL SUPPLIES	68,919.54
740110	9,906.00
IT SOFTWARE MAINTENANCE	9,906.00
740510	6,725.00
PROFESSIONAL DEVELOPMENT	6,725.00
740512	667.10
PROFESSIONAL SERVICES	667.10
740530	4,172.02
MOBILE PHONE AND DATA	4,172.02
740540	7,863.53
TRAVEL EXPENSE	7,863.53
740640	2,951.74
CONTRACT SERVICES	2,951.74
217	330,195.53
JUVENILE CASE MANAGER	330,195.53
8592	330,195.53
710110	216,485.84
SALARY/REGULAR	216,485.84
710130	157.15
SALARY/OVERTIME	157.15
720100	16,103.41
SOCIAL SECURITY	16,103.41
720110	70,368.40
EMPLOYEE INSURANCE	70,368.40
720120	27,033.22
RETIREMENT	27,033.22
720140	47.51
STATE UNEMPLOYMENT TAX	47.51
218	10,474.11
CC VITAL RECORDS PRESERVATION	10,474.11
2300	10,474.11
730100	2,457.11
OFFICE SUPPLIES	2,457.11
730170	7,938.90
BIRTH CERTIFICATES	7,938.90
740512	78.10
PROFESSIONAL SERVICES	78.10
219	2,147,823.39
CONTRACT ELECTION SERVICE	2,147,823.39
2502	286,670.84
710120	258,448.70
SALARY/OTHER	258,448.70
730100	2,339.26

OFFICE SUPPLIES	2,339.26
730140	115.38
JANITOR SUPPLIES	115.38
740440	1,675.00
CONCRETE/CURB REPAIR	1,675.00
740510	1,650.00
PROFESSIONAL DEVELOPMENT	1,650.00
740640	125.00
CONTRACT SERVICES	125.00
740680	200.00
MEMBERSHIP/ASSOCIATION DUES	200.00
730101	22,117.50
FOOD SUPPLIES	22,117.50
2503	1,861,152.55
710110	773,519.19
SALARY/REGULAR	773,519.19
710130	132,883.30
SALARY/OVERTIME	132,883.30
720100	68,673.99
SOCIAL SECURITY	68,673.99
720110	106,587.35
EMPLOYEE INSURANCE	106,587.35
720120	47,735.15
RETIREMENT	47,735.15
720140	(297.89)
STATE UNEMPLOYMENT TAX	(297.89)
730100	41,486.25
OFFICE SUPPLIES	41,486.25
730110	36.40
POSTAGE	36.40
730210	192,544.88
DATA PROCESSING SUPPLIES	192,544.88
740512	462,634.87
PROFESSIONAL SERVICES	462,634.87
740530	9,467.47
MOBILE PHONE AND DATA	9,467.47
740540	2,936.09
TRAVEL EXPENSE	2,936.09
740570	1,384.50
ADVERTISING	1,384.50
740580	9,384.00
PRINTING	9,384.00
740654	1,500.00
COMMUNITY BUILDING/VOTING BOX	1,500.00
740656	8,397.80
RENT AND LEASES	8,397.80
740660	1,670.00
EQUIPMENT RENTAL	1,670.00
740680	45.00
MEMBERSHIP/ASSOCIATION DUES	45.00
740625	564.20
REFUSE COLLECTION - CONTROLLED	564.20
220	61,303,252.14
GRANTS	61,303,252.14

1220	1,275,132.35
770100	1,275,132.35
TRANSFERS OUT	1,275,132.35
2000	500,000.00
740640	500,000.00
CONTRACT SERVICES	500,000.00
2600	360,619.03
710110	52,019.23
SALARY/REGULAR	52,019.23
720100	3,977.83
SOCIAL SECURITY	3,977.83
720110	13,552.21
EMPLOYEE INSURANCE	13,552.21
720120	6,550.76
RETIREMENT	6,550.76
720140	9.00
STATE UNEMPLOYMENT TAX	9.00
730320	29,480.00
IT HARDWARE	29,480.00
740628	255,030.00
TELEPHONE-FIBER OPTIC - CONTROLLED	255,030.00
2800	15,883,368.51
710110	112,217.15
SALARY/REGULAR	112,217.15
720100	8,577.69
SOCIAL SECURITY	8,577.69
720110	14,076.26
EMPLOYEE INSURANCE	14,076.26
720120	14,009.59
RETIREMENT	14,009.59
720140	17.31
STATE UNEMPLOYMENT TAX	17.31
740512	15,625,970.77
PROFESSIONAL SERVICES	15,625,970.77
740530	14,528.64
MOBILE PHONE AND DATA	14,528.64
750300	93,971.10
CAPITAL OUTLAY-BUILDING	93,971.10
790100	-
REIMBURSEMENTS CLEARING	-
3000	7,506.57
710120	-
SALARY/OTHER	-
710130	6,259.64
SALARY/OVERTIME	6,259.64
720100	478.87
SOCIAL SECURITY	478.87
720120	768.06
RETIREMENT	768.06
3200	3,753,745.87
740640	3,753,745.87
CONTRACT SERVICES	3,753,745.87
3210	288,281.01
740220	258,415.65

LEGAL/LITIGATION COSTS	258,415.65
740656	-
RENT AND LEASES	-
780100	25,481.86
PRINCIPAL RETIREMENT	25,481.86
780200	4,383.50
INTEREST AND FISCAL CHARGES	4,383.50
4100	101,216.43
730100	30,420.53
OFFICE SUPPLIES	30,420.53
730390	55,160.90
MEDICAL SUPPLIES	55,160.90
750600	15,635.00
CAPITAL OUTLAY-VEHICLES	15,635.00
4300	4,643,846.57
710100	-
SALARY/OFFICIAL-DEPARTMENT HEAD	-
710110	378,281.95
SALARY/REGULAR	378,281.95
710130	97.16
SALARY/OVERTIME	97.16
720100	28,337.84
SOCIAL SECURITY	28,337.84
720110	65,662.57
EMPLOYEE INSURANCE	65,662.57
720120	47,170.15
RETIREMENT	47,170.15
720140	653.97
STATE UNEMPLOYMENT TAX	653.97
730100	5,331.66
OFFICE SUPPLIES	5,331.66
730110	120.14
POSTAGE	120.14
730310	390.90
UNIFORMS	390.90
730320	1,702.40
IT HARDWARE	1,702.40
740420	50.32
COURIER SERVICE	50.32
740510	1,482.01
PROFESSIONAL DEVELOPMENT	1,482.01
740512	903,593.75
PROFESSIONAL SERVICES	903,593.75
740530	2,885.12
MOBILE PHONE AND DATA	2,885.12
740540	6,329.28
TRAVEL EXPENSE	6,329.28
740570	8,483.60
ADVERTISING	8,483.60
740620	-
ELECTRICITY - CONTROLLED	-
740640	3,168,765.98
CONTRACT SERVICES	3,168,765.98
740656	-

RENT AND LEASES	-
740660	2,745.23
EQUIPMENT RENTAL	2,745.23
740750	17,574.00
REMODEL	17,574.00
740820	198.00
DEMOLITION	198.00
740940	1,915.54
INSURANCE PREMIUMS	1,915.54
750800	200.00
MAJOR PROJECTS	200.00
740145	1,875.00
EQUIPMENT MAINTENANCE/REPAIR - CONTROLLED	1,875.00
4500	18,039.36
740512	18,039.36
PROFESSIONAL SERVICES	18,039.36
5000	7,793,957.21
750800	7,793,957.21
MAJOR PROJECTS	7,793,957.21
5100	510,273.53
710110	224,737.74
SALARY/REGULAR	224,737.74
710130	109,006.75
SALARY/OVERTIME	109,006.75
710150	22,500.00
SALARY/SPECIAL PAY	22,500.00
720100	27,236.45
SOCIAL SECURITY	27,236.45
720110	34,725.29
EMPLOYEE INSURANCE	34,725.29
720120	44,933.36
RETIREMENT	44,933.36
720130	2,509.11
WORKERS COMPENSATION	2,509.11
720140	27.07
STATE UNEMPLOYMENT TAX	27.07
730100	6,903.11
OFFICE SUPPLIES	6,903.11
740540	1,645.90
TRAVEL EXPENSE	1,645.90
740640	36,048.75
CONTRACT SERVICES	36,048.75
5200	17,238,237.96
710110	169,138.71
SALARY/REGULAR	169,138.71
710130	25,013.48
SALARY/OVERTIME	25,013.48
720100	14,187.40
SOCIAL SECURITY	14,187.40
720110	33,363.70
EMPLOYEE INSURANCE	33,363.70
720120	24,244.06
RETIREMENT	24,244.06
720130	875.58

WORKERS COMPENSATION	875.58
720140	(51.83)
STATE UNEMPLOYMENT TAX	(51.83)
730100	69,295.27
OFFICE SUPPLIES	69,295.27
730250	5,608.00
SHOP SUPPLIES	5,608.00
730270	473,369.12
LAW ENFORCEMENT SPECIFIC SUPPLIES	473,369.12
730300	1,982.18
COMMUNITY AWARENESS SUPPLIES	1,982.18
730320	243,136.30
IT HARDWARE	243,136.30
730330	223,942.00
IT SOFTWARE	223,942.00
730390	161,523.46
MEDICAL SUPPLIES	161,523.46
740510	1,945.18
PROFESSIONAL DEVELOPMENT	1,945.18
740512	1,376,681.39
PROFESSIONAL SERVICES	1,376,681.39
740530	14,646.68
MOBILE PHONE AND DATA	14,646.68
740540	8,342.85
TRAVEL EXPENSE	8,342.85
740640	3,433,687.18
CONTRACT SERVICES	3,433,687.18
740656	171,562.48
RENT AND LEASES	171,562.48
740660	19,091.20
EQUIPMENT RENTAL	19,091.20
740710	63,707.25
ADMINISTRATIVE CHARGES	63,707.25
740820	744,259.55
DEMOLITION	744,259.55
740970	775.51
FREIGHT AND HANDLING	775.51
750300	8,109,416.07
CAPITAL OUTLAY-BUILDING	8,109,416.07
750400	1,297,490.09
CAPITAL OUTLAY-FURNITURE FIXTURES AND EQUIPMENT	1,297,490.09
750600	551,746.85
CAPITAL OUTLAY-VEHICLES	551,746.85
790900	(741.75)
CARRYOVER FROM PREVIOUS YEAR	(741.75)
5400	2,016,103.23
710100	6,276.23
SALARY/OFFICIAL-DEPARTMENT HEAD	6,276.23
710110	990,840.61
SALARY/REGULAR	990,840.61
710130	14,330.56
SALARY/OVERTIME	14,330.56
710140	36.92
SALARY/CELL PHONE ALLOWANCE	36.92

720100	74,899.39
SOCIAL SECURITY	74,899.39
720110	265,283.11
EMPLOYEE INSURANCE	265,283.11
720120	122,252.10
RETIREMENT	122,252.10
720140	(215.90)
STATE UNEMPLOYMENT TAX	(215.90)
730100	53,862.75
OFFICE SUPPLIES	53,862.75
730240	2,599.30
FUEL - CONTROLLED	2,599.30
730260	51.85
VEHICLE SUPPLIES	51.85
730390	8,036.40
MEDICAL SUPPLIES	8,036.40
740400	4,900.00
AUDIT	4,900.00
740510	8,777.30
PROFESSIONAL DEVELOPMENT	8,777.30
740512	28,910.00
PROFESSIONAL SERVICES	28,910.00
740516	55,006.20
PROFESSIONAL SERVICES-URINALYSIS	55,006.20
740518	12,100.00
PROFESSIONAL SERVICES-POLYGRAPH	12,100.00
740530	6,603.33
MOBILE PHONE AND DATA	6,603.33
740540	17,759.54
TRAVEL EXPENSE	17,759.54
740560	337.89
TRANSPORTATION	337.89
740790	19,344.06
ELECTRONIC MONITORING	19,344.06
740800	88,873.02
PURCHASED RESIDENTIAL SERVICE-INTERNAL CONT	88,873.02
740810	236,364.46
PURCHASED RESIDENTIAL SERVICE-EXTERNAL CONT	236,364.46
790100	(1,125.89)
REIMBURSEMENTS CLEARING	(1,125.89)
5401	369,028.40
710110	22,989.04
SALARY/REGULAR	22,989.04
710130	2,366.45
SALARY/OVERTIME	2,366.45
720100	1,890.19
SOCIAL SECURITY	1,890.19
720110	5,683.59
EMPLOYEE INSURANCE	5,683.59
720120	3,193.44
RETIREMENT	3,193.44
730100	15,306.58
OFFICE SUPPLIES	15,306.58
730310	2,100.20

UNIFORMS	2,100.20
740210	18,000.00
PSYCHOLOGICAL/PSYCHIATRIC SERVICE	18,000.00
740512	179,115.11
PROFESSIONAL SERVICES	179,115.11
740694	67,965.65
FOOD SERVICE	67,965.65
790900	50,418.15
CARRYOVER FROM PREVIOUS YEAR	50,418.15
6000	65,496.51
710110	67.12
SALARY/REGULAR	67.12
710130	51,898.33
SALARY/OVERTIME	51,898.33
720100	3,912.12
SOCIAL SECURITY	3,912.12
720110	82.02
EMPLOYEE INSURANCE	82.02
720120	6,516.28
RETIREMENT	6,516.28
720140	-
STATE UNEMPLOYMENT TAX	-
730140	1,537.29
JANITOR SUPPLIES	1,537.29
730390	1,483.35
MEDICAL SUPPLIES	1,483.35
6100	3,596.36
730270	3,596.36
LAW ENFORCEMENT SPECIFIC SUPPLIES	3,596.36
6101	103,365.64
730270	68,204.82
LAW ENFORCEMENT SPECIFIC SUPPLIES	68,204.82
730310	186.00
UNIFORMS	186.00
730320	34,175.00
IT HARDWARE	34,175.00
740530	799.82
MOBILE PHONE AND DATA	799.82
6200	80,339.61
710110	51,759.18
SALARY/REGULAR	51,759.18
710130	153.06
SALARY/OVERTIME	153.06
720100	3,778.62
SOCIAL SECURITY	3,778.62
720110	13,366.77
EMPLOYEE INSURANCE	13,366.77
720120	6,473.94
RETIREMENT	6,473.94
720130	190.13
WORKERS COMPENSATION	190.13
720140	9.87
STATE UNEMPLOYMENT TAX	9.87
730100	4,608.04

OFFICE SUPPLIES	4,608.04
6202	125,766.86
710110	266.19
SALARY/REGULAR	266.19
710130	78,436.38
SALARY/OVERTIME	78,436.38
720100	5,754.40
SOCIAL SECURITY	5,754.40
720110	(139.25)
EMPLOYEE INSURANCE	(139.25)
720120	9,837.34
RETIREMENT	9,837.34
730100	1,541.78
OFFICE SUPPLIES	1,541.78
730270	2,624.99
LAW ENFORCEMENT SPECIFIC SUPPLIES	2,624.99
740530	-
MOBILE PHONE AND DATA	-
740540	1,358.03
TRAVEL EXPENSE	1,358.03
740656	2,300.00
RENT AND LEASES	2,300.00
740660	23,787.00
EQUIPMENT RENTAL	23,787.00
6300	211,998.37
710110	191.22
SALARY/REGULAR	191.22
710130	88,660.89
SALARY/OVERTIME	88,660.89
720100	6,682.21
SOCIAL SECURITY	6,682.21
720110	-
EMPLOYEE INSURANCE	-
720120	11,116.95
RETIREMENT	11,116.95
720130	2,054.69
WORKERS COMPENSATION	2,054.69
720140	-
STATE UNEMPLOYMENT TAX	-
730100	5,092.03
OFFICE SUPPLIES	5,092.03
730380	1,535.18
AUDIO/VISUAL SUPPLIES	1,535.18
740510	29,495.00
PROFESSIONAL DEVELOPMENT	29,495.00
740540	3,617.30
TRAVEL EXPENSE	3,617.30
750400	63,552.90
CAPITAL OUTLAY-FURNITURE FIXTURES AND EQUIPMENT	63,552.90
6302	733,487.12
710100	295.92
SALARY/OFFICIAL-DEPARTMENT HEAD	295.92
710110	315,046.37
SALARY/REGULAR	315,046.37

710130	(55.57)
SALARY/OVERTIME	(55.57)
720100	23,609.06
SOCIAL SECURITY	23,609.06
720110	51,126.77
EMPLOYEE INSURANCE	51,126.77
720120	39,537.21
RETIREMENT	39,537.21
720130	5,063.64
WORKERS COMPENSATION	5,063.64
720140	265.15
STATE UNEMPLOYMENT TAX	265.15
730100	4,907.30
OFFICE SUPPLIES	4,907.30
730270	4,005.00
LAW ENFORCEMENT SPECIFIC SUPPLIES	4,005.00
730330	5,954.81
IT SOFTWARE	5,954.81
740140	35,569.63
VEHICLE MAINTENANCE - CONTROLLED	35,569.63
740510	800.00
PROFESSIONAL DEVELOPMENT	800.00
740530	5,520.06
MOBILE PHONE AND DATA	5,520.06
740540	3,172.46
TRAVEL EXPENSE	3,172.46
740620	6,034.86
ELECTRICITY - CONTROLLED	6,034.86
740624	767.54
WATER AND SEWER - CONTROLLED	767.54
740640	229,796.91
CONTRACT SERVICES	229,796.91
740660	2,070.00
EQUIPMENT RENTAL	2,070.00
6401	33,217.00
730380	33,217.00
AUDIO/VISUAL SUPPLIES	33,217.00
6407	54,300.00
730360	54,300.00
ARMORY EXPENSE	54,300.00
6500	95,512.56
710110	64,549.12
SALARY/REGULAR	64,549.12
710130	510.73
SALARY/OVERTIME	510.73
720100	4,929.20
SOCIAL SECURITY	4,929.20
720110	14,073.68
EMPLOYEE INSURANCE	14,073.68
720120	8,117.78
RETIREMENT	8,117.78
720130	188.05
WORKERS COMPENSATION	188.05
720140	9.00

STATE UNEMPLOYMENT TAX	9.00
740512	1,385.00
PROFESSIONAL SERVICES	1,385.00
740540	1,750.00
TRAVEL EXPENSE	1,750.00
6601	268,608.21
740750	268,608.21
REMODEL	268,608.21
7100	1,546,684.44
710110	656,644.89
SALARY/REGULAR	656,644.89
710130	38,460.72
SALARY/OVERTIME	38,460.72
710140	4,615.00
SALARY/CELL PHONE ALLOWANCE	4,615.00
720100	51,992.44
SOCIAL SECURITY	51,992.44
720110	118,666.10
EMPLOYEE INSURANCE	118,666.10
720120	87,465.05
RETIREMENT	87,465.05
720140	798.80
STATE UNEMPLOYMENT TAX	798.80
730270	61,161.25
LAW ENFORCEMENT SPECIFIC SUPPLIES	61,161.25
730310	299.00
UNIFORMS	299.00
730320	2,500.00
IT HARDWARE	2,500.00
740530	1,139.79
MOBILE PHONE AND DATA	1,139.79
750400	246,037.00
CAPITAL OUTLAY-FURNITURE FIXTURES AND EQUIPMENT	246,037.00
750600	276,904.40
CAPITAL OUTLAY-VEHICLES	276,904.40
7200	16,710.27
710130	15,116.52
SALARY/OVERTIME	15,116.52
720100	605.19
SOCIAL SECURITY	605.19
720110	(86.93)
EMPLOYEE INSURANCE	(86.93)
720120	1,014.44
RETIREMENT	1,014.44
720130	61.05
WORKERS COMPENSATION	61.05
7300	1,287.12
710130	1,070.97
SALARY/OVERTIME	1,070.97
720100	84.74
SOCIAL SECURITY	84.74
720110	0.00
EMPLOYEE INSURANCE	0.00
720120	131.41

RETIREMENT	131.41
7500	23,456.80
730270	4,872.98
LAW ENFORCEMENT SPECIFIC SUPPLIES	4,872.98
730280	7,679.28
CANINE EXPENSES	7,679.28
730390	1,060.54
MEDICAL SUPPLIES	1,060.54
740510	9,844.00
PROFESSIONAL DEVELOPMENT	9,844.00
8340	194,423.48
710110	62,586.81
SALARY/REGULAR	62,586.81
720100	4,458.00
SOCIAL SECURITY	4,458.00
720110	12,440.61
EMPLOYEE INSURANCE	12,440.61
720120	7,808.93
RETIREMENT	7,808.93
720140	18.00
STATE UNEMPLOYMENT TAX	18.00
730100	2,814.95
OFFICE SUPPLIES	2,814.95
740512	96,068.10
PROFESSIONAL SERVICES	96,068.10
740516	5,656.90
PROFESSIONAL SERVICES-URINALYSIS	5,656.90
740540	2,571.18
TRAVEL EXPENSE	2,571.18
8403	32,065.75
710110	21,586.59
SALARY/REGULAR	21,586.59
720100	1,640.95
SOCIAL SECURITY	1,640.95
720110	6,122.30
EMPLOYEE INSURANCE	6,122.30
720120	2,706.91
RETIREMENT	2,706.91
720140	9.00
STATE UNEMPLOYMENT TAX	9.00
9100	539,801.49
730250	16,164.03
SHOP SUPPLIES	16,164.03
750400	83,249.00
CAPITAL OUTLAY-FURNITURE FIXTURES AND EQUIPMENT	83,249.00
750800	440,388.46
MAJOR PROJECTS	440,388.46
9200	167,374.42
750400	167,374.42
CAPITAL OUTLAY-FURNITURE FIXTURES AND EQUIPMENT	167,374.42
9300	-
750800	-
MAJOR PROJECTS	-
9400	2,180,887.35

750600	299,783.95
CAPITAL OUTLAY-VEHICLES	299,783.95
750800	1,881,103.40
MAJOR PROJECTS	1,881,103.40
8111	65,516.75
710110	46,434.22
SALARY/REGULAR	46,434.22
710130	2,613.64
SALARY/OVERTIME	2,613.64
720100	3,732.88
SOCIAL SECURITY	3,732.88
720110	3,673.38
EMPLOYEE INSURANCE	3,673.38
720120	6,150.69
RETIREMENT	6,150.69
720140	31.94
STATE UNEMPLOYMENT TAX	31.94
730270	2,880.00
LAW ENFORCEMENT SPECIFIC SUPPLIES	2,880.00
221	30,355.98
HAVA	30,355.98
2500	30,355.98
740660	575.11
EQUIPMENT RENTAL	575.11
750400	29,780.87
CAPITAL OUTLAY-FURNITURE FIXTURES AND EQUIPMENT	29,780.87
300	43,283,022.51
DEBT SERVICE	43,283,022.51
3290	43,283,022.51
780100	20,970,000.00
PRINCIPAL RETIREMENT	20,970,000.00
780200	22,207,530.53
INTEREST AND FISCAL CHARGES	22,207,530.53
780400	105,491.98
ISSUANCE COSTS	105,491.98
340	(74,241,360.47)
GASB 34 CONVERSION	(74,241,360.47)
1340	(74,241,360.47)
730100	(13,564.95)
OFFICE SUPPLIES	(13,564.95)
730220	(47,747.09)
REPLACEMENTS	(47,747.09)
730270	(159,841.53)
LAW ENFORCEMENT SPECIFIC SUPPLIES	(159,841.53)
730320	(23,627.18)
IT HARDWARE	(23,627.18)
740750	(36,792.61)
REMODEL	(36,792.61)
740930	(57,735.02)
DAMAGE REPAIRS	(57,735.02)
750200	(2,756,369.03)
CAPITAL OUTLAY-LAND	(2,756,369.03)
750300	(510,604.79)
CAPITAL OUTLAY-BUILDING	(510,604.79)

750400	(10,573,111.68)
CAPITAL OUTLAY-FURNITURE FIXTURES AND EQUIPMENT	(10,573,111.68)
750500	(419,440.71)
CAPITAL OUTLAY-INTANGIBLES	(419,440.71)
750600	(5,803,682.54)
CAPITAL OUTLAY-VEHICLES	(5,803,682.54)
750700	(478,055.69)
CAPITAL OUTLAY-BOOKS	(478,055.69)
750800	(38,415,205.62)
MAJOR PROJECTS	(38,415,205.62)
780100	(12,540,000.00)
PRINCIPAL RETIREMENT	(12,540,000.00)
780200	95,343.20
INTEREST AND FISCAL CHARGES	95,343.20
750100	(2,500,925.23)
CAPITAL OUTLAY-CAPITAL IMPROVEMENT PLAN	(2,500,925.23)
400	23,222,037.41
LOCAL CAPITAL PROJECTS	23,222,037.41
1400	21,199,142.93
730100	236,552.37
OFFICE SUPPLIES	236,552.37
730120	25,411.60
BOOK SUPPLEMENTS	25,411.60
730210	(13,386.60)
DATA PROCESSING SUPPLIES	(13,386.60)
740110	607,391.55
IT SOFTWARE MAINTENANCE	607,391.55
740512	633,465.99
PROFESSIONAL SERVICES	633,465.99
740656	12,832.00
RENT AND LEASES	12,832.00
740660	83,184.00
EQUIPMENT RENTAL	83,184.00
740662	(1.00)
LEASE TO PURCHASE	(1.00)
750400	793,074.61
CAPITAL OUTLAY-FURNITURE FIXTURES AND EQUIPMENT	793,074.61
750500	419,440.71
CAPITAL OUTLAY-INTANGIBLES	419,440.71
750600	1,662,006.66
CAPITAL OUTLAY-VEHICLES	1,662,006.66
750700	115,182.44
CAPITAL OUTLAY-BOOKS	115,182.44
750800	13,132,855.10
MAJOR PROJECTS	13,132,855.10
770100	976,154.18
TRANSFERS OUT	976,154.18
780100	2,399,388.88
PRINCIPAL RETIREMENT	2,399,388.88
780200	115,590.44
INTEREST AND FISCAL CHARGES	115,590.44
2600	98,902.68
750800	98,902.68
MAJOR PROJECTS	98,902.68

3700	226,603.75
750800	226,603.75
MAJOR PROJECTS	226,603.75
4500	226,202.72
750700	226,202.72
CAPITAL OUTLAY-BOOKS	226,202.72
9100	307,556.11
750800	307,556.11
MAJOR PROJECTS	307,556.11
9300	150,522.73
750800	150,522.73
MAJOR PROJECTS	150,522.73
9400	1,013,106.49
750400	126,971.44
CAPITAL OUTLAY-FURNITURE FIXTURES AND EQUIPMENT	126,971.44
750800	886,135.05
MAJOR PROJECTS	886,135.05
402	485,334.87
C/P CERTIFICATES OF OBLIGATION 2012	485,334.87
1402	485,334.87
740512	485,334.87
PROFESSIONAL SERVICES	485,334.87
403	1,480,705.30
C/P PASS THRU TOLL PROJECTS	1,480,705.30
1903	1,480,705.30
750800	1,480,705.30
MAJOR PROJECTS	1,480,705.30
404	27,552.89
C/P ROAD BONDS 2016	27,552.89
1903	18,136.85
750800	18,136.85
MAJOR PROJECTS	18,136.85
9400	9,416.04
740512	9,416.04
PROFESSIONAL SERVICES	9,416.04
405	2,624,671.12
C/P ROAD BONDS 2016A	2,624,671.12
1903	456,995.60
750800	456,995.60
MAJOR PROJECTS	456,995.60
9100	504,897.84
740512	498,408.84
PROFESSIONAL SERVICES	498,408.84
750200	6,489.00
CAPITAL OUTLAY-LAND	6,489.00
9400	1,662,777.68
730190	1,252,178.38
ROAD MATERIALS	1,252,178.38
750200	277,304.25
CAPITAL OUTLAY-LAND	277,304.25
750800	131,062.05
MAJOR PROJECTS	131,062.05
740730	2,233.00
ACQUISITION COSTS	2,233.00

406	5,662,125.20
C/P ROAD BONDS 2018	5,662,125.20
1903	471,188.14
750800	471,188.14
MAJOR PROJECTS	471,188.14
9100	943,797.13
740512	943,797.13
PROFESSIONAL SERVICES	943,797.13
9200	29,940.00
740512	29,940.00
PROFESSIONAL SERVICES	29,940.00
9300	1,403,544.02
750800	1,403,544.02
MAJOR PROJECTS	1,403,544.02
9400	2,813,655.91
730190	1,436,209.44
ROAD MATERIALS	1,436,209.44
740512	80,598.89
PROFESSIONAL SERVICES	80,598.89
750200	1,214,253.73
CAPITAL OUTLAY-LAND	1,214,253.73
750800	70,708.85
MAJOR PROJECTS	70,708.85
790900	(100.00)
CARRYOVER FROM PREVIOUS YEAR	(100.00)
740730	11,985.00
ACQUISITION COSTS	11,985.00
407	12,960,023.18
C/P ROAD BONDS 2018B	12,960,023.18
1903	656,310.30
750800	656,310.30
MAJOR PROJECTS	656,310.30
9100	(728,249.05)
740512	1,215,856.88
PROFESSIONAL SERVICES	1,215,856.88
750200	11,006.00
CAPITAL OUTLAY-LAND	11,006.00
750800	(1,955,111.93)
MAJOR PROJECTS	(1,955,111.93)
9200	398,035.64
730190	280,092.19
ROAD MATERIALS	280,092.19
740512	90,118.17
PROFESSIONAL SERVICES	90,118.17
750800	27,825.28
MAJOR PROJECTS	27,825.28
9300	3,114,408.29
750800	3,114,408.29
MAJOR PROJECTS	3,114,408.29
9400	9,519,518.00
730190	4,484,366.97
ROAD MATERIALS	4,484,366.97
740484	125.00
COURT REPORTER TRANSCRIPT	125.00

740512	188,785.89
PROFESSIONAL SERVICES	188,785.89
750200	1,263,961.62
CAPITAL OUTLAY-LAND	1,263,961.62
750800	3,552,216.02
MAJOR PROJECTS	3,552,216.02
740730	30,062.50
ACQUISITION COSTS	30,062.50
408	6,952,262.02
C/P SHERIFF'S PROJECTS	6,952,262.02
1408	4,451,336.79
750200	2,199.43
CAPITAL OUTLAY-LAND	2,199.43
750800	4,449,137.36
MAJOR PROJECTS	4,449,137.36
6000	2,500,925.23
750100	2,500,925.23
CAPITAL OUTLAY-CAPITAL IMPROVEMENT PLAN	2,500,925.23
500	55,714,632.59
SELF INSURANCE	55,714,632.59
2201	55,714,632.59
740120	39,789,578.61
MEDICAL SERVICES	39,789,578.61
740190	9,675,185.64
RX CLAIMS	9,675,185.64
740512	145,502.52
PROFESSIONAL SERVICES	145,502.52
740660	1,881.99
EQUIPMENT RENTAL	1,881.99
740710	864,792.25
ADMINISTRATIVE CHARGES	864,792.25
740740	15,784.26
BANK SERVICE CHARGES	15,784.26
740910	15,903.70
PCORI FEE	15,903.70
740940	2,208,169.12
INSURANCE PREMIUMS	2,208,169.12
740960	217,734.00
PRE-CERTIFICATION/ UTILITIZATION REVIEW FEES	217,734.00
740962	66,969.70
EMPLOYEE ASSISTANCE PROGRAM FEES	66,969.70
740964	411,754.33
PREFERRED PROVIDER ORGANIZATION FEES	411,754.33
740968	2,276,212.66
STOP LOSS PREMIUMS	2,276,212.66
760400	6,252.30
DEPRECIATION EQUIPMENT	6,252.30
760200	18,911.51
DEPRECIATION BUILDING	18,911.51
501	1,781,229.77
WORKERS COMPENSATION	1,781,229.77
2203	1,781,229.77
740120	1,408,813.57
MEDICAL SERVICES	1,408,813.57

740700	340,427.17
INSURANCE/BOND PREMIUMS	340,427.17
740710	31,989.03
ADMINISTRATIVE CHARGES	31,989.03
502	1,235,604.56
PROPERTY/CASUALTY	1,235,604.56
2202	1,235,604.56
740512	(3,382,320.84)
PROFESSIONAL SERVICES	(3,382,320.84)
740640	12,113.00
CONTRACT SERVICES	12,113.00
740700	83,254.00
INSURANCE/BOND PREMIUMS	83,254.00
740710	2,534,745.60
ADMINISTRATIVE CHARGES	2,534,745.60
740930	99,196.04
DAMAGE REPAIRS	99,196.04
740940	1,639,832.49
INSURANCE PREMIUMS	1,639,832.49
740950	6,461.00
BONDS-NOTARIES	6,461.00
740952	27,822.64
BONDS-SURETY	27,822.64
750600	214,500.63
CAPITAL OUTLAY-VEHICLES	214,500.63
1502	-
740640	-
CONTRACT SERVICES	-
999	(0.00)
DEFAULT ZONE FUND	(0.00)
1903	(0.00)
730190	(0.00)
ROAD MATERIALS	(0.00)
740512	-
PROFESSIONAL SERVICES	-
750200	-
CAPITAL OUTLAY-LAND	-
750800	-
MAJOR PROJECTS	-
600	3,314,357,229.75
CUSTODIAL ACCOUNTS	3,314,357,229.75
3322	3,314,357,229.75
730100	11,664.13
OFFICE SUPPLIES	11,664.13
740512	306,167.74
PROFESSIONAL SERVICES	306,167.74
740530	7,654.12
MOBILE PHONE AND DATA	7,654.12
740540	8,538.22
TRAVEL EXPENSE	8,538.22
740570	7,429.45
ADVERTISING	7,429.45
740680	19,951.00
MEMBERSHIP/ASSOCIATION DUES	19,951.00

740694	860.40
FOOD SERVICE	860.40
740740	53,393.49
BANK SERVICE CHARGES	53,393.49
770100	(0.00)
TRANSFERS OUT	(0.00)
760800	123,418,158.42
REFUND	123,418,158.42
760850	3,165,118,359.87
PASS THRU DISTRIBUTIONS	3,165,118,359.87
760950	25,400,488.80
DISTRIBUTIONS ON BEHALF OF OTHERS	25,400,488.80
760900	4,564.11
TAXES DISBURSED ON BEHALF OF OTHERS	4,564.11
421	-
ROAD BOND CLEARING	-
1903	-
750200	-
CAPITAL OUTLAY-LAND	-
222	33,940,900.78
JAIL PASS THRU	33,940,900.78
6601	33,940,900.78
740640	33,940,900.78
CONTRACT SERVICES	33,940,900.78
224	8,824.57
COURT FACILITY FEE	8,824.57
8100	8,824.57
740512	8,824.57
PROFESSIONAL SERVICES	8,824.57

MONTGOMERY COUNTY, TEXAS

REPORT OF REVENUES

For Fiscal Year Ended September 30, 2023

March 21, 2023

	Sum of NetTransactionAmount
100	(135,697,397.62)
GENERAL OPERATIONS	(135,697,397.62)
1100	(124,420,243.38)
400100	(108,092,958.72)
CURRENT TAXES	(108,092,958.72)
400110	(751,121.16)
DELINQUENT TAXES	(751,121.16)
400120	(357,784.68)
PENALTY AND INTEREST	(357,784.68)
400140	(1,605,206.00)
OTHER TAXES	(1,605,206.00)
410100	(78,415.00)
TABC LICENSES	(78,415.00)
410102	(236,070.00)
HEALTH PERMITS	(236,070.00)
430104	(5,828.00)
COUNTY JUDGE FEES	(5,828.00)
430106	(74,136.21)
SHERIFF FEES	(74,136.21)
430108	(8,088.97)
COUNTY ATTORNEY FEES	(8,088.97)
430110	(1,284,975.73)
COUNTY CLERK FEES	(1,284,975.73)
430118	(523,533.91)
TPW SALES TAX COMMISSION	(523,533.91)
430132	(351,801.33)
DISTRICT CLERK FEES	(351,801.33)
430134	(1,393,790.18)
JUSTICE OF THE PEACE FEES	(1,393,790.18)
430136	(37,565.84)
TRUANCY PREVENTION AND DIVERSION CCP 102.015	(37,565.84)
430138	(11,306.29)
CONSTABLE FEES	(11,306.29)
430142	(85,475.99)
CRIMINAL JUSTICE FEES	(85,475.99)
430144	(980.33)
CHILD SAFETY	(980.33)
430148	(3,000.00)
BAIL BOND ADMINISTRATION FEES	(3,000.00)
430150	(18,988.17)
TRAFFIC SAFETY FEES	(18,988.17)
430152	(22,068.56)
FAILURE TO APPEAR FEES	(22,068.56)
430158	(2,674.15)
JUDICIAL EDUCATION	(2,674.15)
430164	(9,054.64)
HB530 DRUG COURT FEE-UNRESTRICTED	(9,054.64)
430166	(18,693.92)

CCP102.0178 DRUG COURT FEE-RESTRICTED	(18,693.92)
430170	(12,261.03)
HAZARDOUS WASTE MANAGEMENT FEE	(12,261.03)
430174	(375,000.00)
DETENTION ADMINISTRATION SERVICES	(375,000.00)
430176	(5,399.00)
PROBATION FEES	(5,399.00)
430178	(49.57)
COMMUNITY RESTITUTION FEES	(49.57)
430212	(38,901.00)
JURY FEES	(38,901.00)
430216	(42,080.00)
INMATE TELEPHONE FEE	(42,080.00)
430240	(14,923.30)
EMPLOYEE/RETIREE FUNDING	(14,923.30)
440100	(3,269,369.69)
INTEREST-BANK	(3,269,369.69)
440120	(46,304.53)
INVESTMENT EARNINGS	(46,304.53)
450100	(415.29)
COMMISSIONS	(415.29)
450200	(9,900.00)
CONTRACT SERVICE REVENUE	(9,900.00)
450210	(65,038.55)
CONTRACT REIMBURSEMENT-ADMINISTRATION	(65,038.55)
450318	(5,825.00)
RENTS/LEASES	(5,825.00)
450320	(74,190.27)
MISCELLANEOUS	(74,190.27)
450326	(242,718.27)
TEMPORARY SUSPENSE REVENUE	(242,718.27)
450328	(44,134.02)
SALE OF ASSETS	(44,134.02)
460100	(141,798.59)
COURT FINES	(141,798.59)
410116	(500.00)
RECYCLE CENTER PERMITS	(500.00)
440110	(5,087,304.53)
FAIR MARKET VALUE	(5,087,304.53)
460110	29,687.04
ESTRAY PROCEEDS	29,687.04
430137	(300.00)
TRUANCY COURT 65.107	(300.00)
2000	(604.26)
450316	(604.26)
INSURANCE REIMBURSEMENT	(604.26)
2501	-
420206	-
STATE CONTRACT REIMBURSEMENT	-
2800	(13,460.00)
420100	(13,460.00)
FEDERAL GRANT REVENUE	(13,460.00)
2801	(72,330.02)
420204	(70,000.00)

STATE ALLOCATIONS	(70,000.00)
440100	(2,330.02)
INTEREST-BANK	(2,330.02)
3000	-
450200	-
CONTRACT SERVICE REVENUE	-
3100	(45,898.97)
450300	(22,606.33)
CONTRIBUTIONS	(22,606.33)
450316	(23,292.64)
INSURANCE REIMBURSEMENT	(23,292.64)
3220	(71,105.34)
430110	(9,245.07)
COUNTY CLERK FEES	(9,245.07)
430132	(39,660.27)
DISTRICT CLERK FEES	(39,660.27)
430134	(22,200.00)
JUSTICE OF THE PEACE FEES	(22,200.00)
3240	(6,040.38)
450300	(6,040.38)
CONTRIBUTIONS	(6,040.38)
3400	(52,473.46)
450200	(52,473.46)
CONTRACT SERVICE REVENUE	(52,473.46)
3700	(753,166.39)
430118	(30,912.29)
TPW SALES TAX COMMISSION	(30,912.29)
430122	(716,184.20)
SUPPLEMENTAL MVD FEES	(716,184.20)
430126	(6,069.90)
TPW TITLE FEE	(6,069.90)
3701	-
440100	-
INTEREST-BANK	-
3703	(2,125.00)
430128	(1,850.00)
VTR LICENSE APP FEE-OWNER	(1,850.00)
430130	(275.00)
VTR LICENSE APP FEE-RUNNER	(275.00)
4001	(331,185.00)
410106	(331,185.00)
FOOD SERVICE PERMITS	(331,185.00)
4100	(200,027.94)
410104	(1,135.00)
ANIMAL CONTROL TRANSPORT	(1,135.00)
430190	(37,329.00)
ADOPTION FEES	(37,329.00)
430192	(2,110.00)
ANIMAL SHELTER FEES	(2,110.00)
430194	(59,327.00)
CLINIC SERVICES	(59,327.00)
430196	(4,055.00)
IMPOUND FEES	(4,055.00)
450300	(96,071.94)

CONTRIBUTIONS	(96,071.94)
4200	(776.70)
430200	(372.50)
INQUESTS AND AUTOPSIES	(372.50)
430210	(404.20)
FORENSIC ADMINISTRATION FEE	(404.20)
4400	(449,546.31)
430226	1,968.55
RENTAL/USER FEES	1,968.55
450318	(226,938.73)
RENTS/LEASES	(226,938.73)
400130	(224,576.13)
SPECIAL ASSESSMENTS	(224,576.13)
4500	(120,692.76)
430224	(34,383.01)
BOOK FINES	(34,383.01)
450300	(86,309.75)
CONTRIBUTIONS	(86,309.75)
5000	(279,975.02)
430226	(202,367.72)
RENTAL/USER FEES	(202,367.72)
430230	(77,607.30)
FUEL FLOW FEES	(77,607.30)
5050	(81,567.30)
430226	(81,567.30)
RENTAL/USER FEES	(81,567.30)
5100	(54,665.55)
420204	(44,524.00)
STATE ALLOCATIONS	(44,524.00)
450326	775.45
TEMPORARY SUSPENSE REVENUE	775.45
460130	(10,917.00)
FORFEITURES-BONDS	(10,917.00)
5101	(7,664.77)
420204	(7,500.00)
STATE ALLOCATIONS	(7,500.00)
440100	(164.77)
INTEREST-BANK	(164.77)
5301	(602,622.50)
430184	(207,422.50)
FIRE INSPECTION FEE-EXISTING	(207,422.50)
430186	(395,200.00)
5400	(48,760.00)
430174	(48,760.00)
DETENTION ADMINISTRATION SERVICES	(48,760.00)
5500	(1,092,685.58)
450200	(1,092,685.58)
CONTRACT SERVICE REVENUE	(1,092,685.58)
5501	(275,223.25)
450200	(275,223.25)
CONTRACT SERVICE REVENUE	(275,223.25)
5600	(138,692.32)
440100	(819.02)
INTEREST-BANK	(819.02)

450100	(137,873.30)
COMMISSIONS	(137,873.30)
5602	(45,554.49)
430156	(45,554.49)
LEOSE-ANNUAL ALLOCATION	(45,554.49)
6000	(543,994.88)
410108	(378,537.03)
ALARM PERMITS	(378,537.03)
420206	(8,551.85)
STATE CONTRACT REIMBURSEMENT	(8,551.85)
430180	(78,030.00)
VEHICLE TOWING PROGRAM FEES	(78,030.00)
450100	(78,876.00)
COMMISSIONS	(78,876.00)
420106	-
FEDERAL CONTRACT REIMBURSEMENT	-
6100	(569.71)
420106	(569.71)
FEDERAL CONTRACT REIMBURSEMENT	(569.71)
6201	(24,977.99)
450200	(24,977.99)
CONTRACT SERVICE REVENUE	(24,977.99)
6301	(159,913.94)
450200	(159,913.94)
CONTRACT SERVICE REVENUE	(159,913.94)
6302	(308,060.72)
450200	(308,060.72)
CONTRACT SERVICE REVENUE	(308,060.72)
6303	(2,412,518.79)
450200	(2,412,518.79)
CONTRACT SERVICE REVENUE	(2,412,518.79)
6401	(72,234.12)
450200	(72,234.12)
CONTRACT SERVICE REVENUE	(72,234.12)
6402	(6,690.00)
430182	(6,690.00)
FINGERPRINT FEES	(6,690.00)
6405	(222,045.00)
450210	(222,045.00)
CONTRACT REIMBURSEMENT-ADMINISTRATION	(222,045.00)
6407	(1,370.00)
430172	(1,370.00)
ACADEMY REVENUE	(1,370.00)
6601	(45,961.00)
420108	(45,961.00)
FEDERAL INMATE HOUSING	(45,961.00)
7100	(353,417.85)
430138	(29,462.53)
CONSTABLE FEES	(29,462.53)
450200	(313,670.05)
CONTRACT SERVICE REVENUE	(313,670.05)
450300	(4,369.00)
CONTRIBUTIONS	(4,369.00)
420106	(5,916.27)

FEDERAL CONTRACT REIMBURSEMENT	(5,916.27)
7200	(32,391.69)
430138	(32,989.69)
CONSTABLE FEES	(32,989.69)
450100	598.00
COMMISSIONS	598.00
7300	(678,094.37)
430138	(38,613.02)
CONSTABLE FEES	(38,613.02)
450200	(639,481.35)
CONTRACT SERVICE REVENUE	(639,481.35)
7400	(121,723.12)
430138	(26,593.03)
CONSTABLE FEES	(26,593.03)
450100	(3,779.50)
COMMISSIONS	(3,779.50)
450200	(91,350.59)
CONTRACT SERVICE REVENUE	(91,350.59)
7500	(623,137.36)
430138	(19,269.50)
CONSTABLE FEES	(19,269.50)
450200	(603,867.86)
CONTRACT SERVICE REVENUE	(603,867.86)
8100	(139,031.51)
450210	(61,472.00)
CONTRACT REIMBURSEMENT-ADMINISTRATION	(61,472.00)
450324	(77,309.51)
REIMBURSEMENT POST-JUDGEMENT	(77,309.51)
450322	(250.00)
REIMBURSEMENT PRE-JUDGEMENT	(250.00)
8210	(63,000.00)
420204	(63,000.00)
STATE ALLOCATIONS	(63,000.00)
450200	-
CONTRACT SERVICE REVENUE	-
8220	(63,000.00)
420204	(63,000.00)
STATE ALLOCATIONS	(63,000.00)
450318	-
RENTS/LEASES	-
8230	(63,000.00)
420204	(63,000.00)
STATE ALLOCATIONS	(63,000.00)
8240	(63,000.00)
420204	(63,000.00)
STATE ALLOCATIONS	(63,000.00)
8250	(63,000.00)
420204	(63,000.00)
STATE ALLOCATIONS	(63,000.00)
8330	(57,960.07)
450200	(57,960.07)
CONTRACT SERVICE REVENUE	(57,960.07)
8360	-
430158	-

JUDICIAL EDUCATION	-
8401	(49,907.24)
430214	(49,577.24)
PROGRAM FEES	(49,577.24)
430218	(330.00)
MRT BOOK FEE	(330.00)
8402	(57,532.00)
430214	(57,502.00)
PROGRAM FEES	(57,502.00)
430218	(30.00)
MRT BOOK FEE	(30.00)
8510	(17,093.45)
430228	(17,093.45)
COLLECTION FEE	(17,093.45)
8520	(17,459.25)
430228	(28,423.33)
COLLECTION FEE	(28,423.33)
430550	10,964.08
THIRD PARTY COLLECTION FEE	10,964.08
8530	(18,090.29)
430134	(2,848.76)
JUSTICE OF THE PEACE FEES	(2,848.76)
450200	(15,241.53)
CONTRACT SERVICE REVENUE	(15,241.53)
8540	(17,321.38)
430228	(17,321.38)
COLLECTION FEE	(17,321.38)
8550	(10,692.16)
430228	(10,692.16)
COLLECTION FEE	(10,692.16)
4401	(178,002.25)
450318	(178,002.25)
RENTS/LEASES	(178,002.25)
3702	(30.95)
430214	(30.95)
PROGRAM FEES	(30.95)
6109	(3,089.84)
420106	(3,089.84)
FEDERAL CONTRACT REIMBURSEMENT	(3,089.84)
420204	(42,000.00)
STATE ALLOCATIONS	(42,000.00)
200	(22,548,219.35)
ROAD AND BRIDGE	(22,548,219.35)
1200	(22,021,749.59)
400100	(16,991,128.79)
CURRENT TAXES	(16,991,128.79)
400110	(112,154.96)
DELINQUENT TAXES	(112,154.96)
400120	(47,119.89)
PENALTY AND INTEREST	(47,119.89)
400140	(205,590.00)
OTHER TAXES	(205,590.00)
410110	(2,964,641.41)
AUTO REGISTRATION	(2,964,641.41)

410114	(50.00)
OVERLOAD PERMITS	(50.00)
420304	(146,458.03)
OTHER ALLOCATIONS	(146,458.03)
430112	(122,358.51)
SUBDIVISION FEES	(122,358.51)
440100	(298,676.65)
INTEREST-BANK	(298,676.65)
440120	(13,192.33)
INVESTMENT EARNINGS	(13,192.33)
460100	(452,059.65)
COURT FINES	(452,059.65)
410103	(1,600.00)
MASS GATHERING PERMIT	(1,600.00)
410113	(666,719.37)
DEVELOPMENT PERMIT	(666,719.37)
9000	(35,900.00)
450200	(35,900.00)
CONTRACT SERVICE REVENUE	(35,900.00)
9100	(9,962.85)
450318	(3,108.00)
RENTS/LEASES	(3,108.00)
450320	(6,854.85)
MISCELLANEOUS	(6,854.85)
9200	(100,637.57)
450200	(100,607.57)
CONTRACT SERVICE REVENUE	(100,607.57)
450320	(30.00)
MISCELLANEOUS	(30.00)
9300	(3,411.90)
450200	(3,000.00)
CONTRACT SERVICE REVENUE	(3,000.00)
450318	(20.00)
RENTS/LEASES	(20.00)
450316	(391.90)
INSURANCE REIMBURSEMENT	(391.90)
9400	(31,633.44)
450200	(17,988.24)
CONTRACT SERVICE REVENUE	(17,988.24)
450320	(4,099.20)
MISCELLANEOUS	(4,099.20)
450328	(9,546.00)
SALE OF ASSETS	(9,546.00)
9408	(45,368.00)
420102	(35,968.00)
FEDERAL PROGRAM INCOME	(35,968.00)
430226	(9,400.00)
RENTAL/USER FEES	(9,400.00)
9108	(46,421.50)
420102	(31,148.50)
FEDERAL PROGRAM INCOME	(31,148.50)
430226	(15,273.00)
RENTAL/USER FEES	(15,273.00)
9107	(59,675.00)

430162	(53,525.00)
PARK FEES	(53,525.00)
430226	(6,150.00)
RENTAL/USER FEES	(6,150.00)
9208	(33,833.00)
420102	(16,382.00)
FEDERAL PROGRAM INCOME	(16,382.00)
430226	(17,451.00)
RENTAL/USER FEES	(17,451.00)
9307	(2,700.00)
430226	(2,700.00)
RENTAL/USER FEES	(2,700.00)
9308	(15,615.00)
430226	(15,615.00)
RENTAL/USER FEES	(15,615.00)
9209	(8,095.50)
430222	(8,095.50)
RECYCLE FEES	(8,095.50)
9309	(75,081.00)
430222	(75,081.00)
RECYCLE FEES	(75,081.00)
9407	(58,135.00)
430226	(58,135.00)
RENTAL/USER FEES	(58,135.00)
201	(311.08)
WORTHLESS CHECK	(311.08)
2800	(182.02)
440100	(182.02)
INTEREST-BANK	(182.02)
5100	(129.06)
430188	(92.54)
WORTHLESS CHECK FEES	(92.54)
440100	(36.52)
INTEREST-BANK	(36.52)
202	(485,118.41)
FORFEITURES	(485,118.41)
5100	(85,870.22)
440100	(8,412.57)
INTEREST-BANK	(8,412.57)
450318	-
RENTS/LEASES	-
460120	(77,457.65)
FORFEITURES	(77,457.65)
5300	(69.22)
440100	(69.22)
INTEREST-BANK	(69.22)
6000	(300,178.66)
440100	(10,575.72)
INTEREST-BANK	(10,575.72)
450328	(127,000.00)
SALE OF ASSETS	(127,000.00)
460120	(162,602.94)
FORFEITURES	(162,602.94)
6200	(45,052.79)

440100	(3,751.89)
INTEREST-BANK	(3,751.89)
460120	(41,300.90)
FORFEITURES	(41,300.90)
7100	(29,403.44)
440100	(882.81)
INTEREST-BANK	(882.81)
460120	(28,520.63)
FORFEITURES	(28,520.63)
7200	(1,018.26)
440100	(1,018.26)
INTEREST-BANK	(1,018.26)
7300	(276.48)
440100	(276.48)
INTEREST-BANK	(276.48)
7400	(20,232.09)
440100	(1,840.49)
INTEREST-BANK	(1,840.49)
460120	(18,391.60)
FORFEITURES	(18,391.60)
7500	(3,017.25)
440100	(1,106.91)
INTEREST-BANK	(1,106.91)
460120	(1,910.34)
FORFEITURES	(1,910.34)
203	(816,160.17)
JAIL COMMISSARY	(816,160.17)
6602	(816,160.17)
430220	(784,149.48)
COMMISSARY SALES	(784,149.48)
440100	(32,010.69)
INTEREST-BANK	(32,010.69)
204	(129,532.80)
LAW LIBRARY	(129,532.80)
1204	(129,690.80)
430110	(21,571.82)
COUNTY CLERK FEES	(21,571.82)
430132	(92,540.62)
DISTRICT CLERK FEES	(92,540.62)
440100	(11,257.84)
INTEREST-BANK	(11,257.84)
450320	(4,320.52)
MISCELLANEOUS	(4,320.52)
3260	158.00
430158	158.00
JUDICIAL EDUCATION	158.00
205	(9,000.00)
PRE-TRIAL DIVERSION	(9,000.00)
5100	(9,000.00)
430146	(9,000.00)
PRETRIAL DIVERSION FEES	(9,000.00)
206	(339,112.13)
COUNTY CLERK RECORDS MGMT & PRESERVATION	(339,112.13)
2300	(339,112.13)

430100	(289,333.36)
COUNTY RECORDS MANAGEMENT FEES	(289,333.36)
440120	(49,778.77)
INVESTMENT EARNINGS	(49,778.77)
207	(3,640.03)
COUNTY RECORDS MANAGEMENT	(3,640.03)
1207	(3,206.01)
430110	(3,206.01)
COUNTY CLERK FEES	(3,206.01)
2300	(434.02)
430100	(434.02)
COUNTY RECORDS MANAGEMENT FEES	(434.02)
208	(98,236.71)
DISTRICT CLERK RECORDS MGMT & PRESERVATION	(98,236.71)
2700	(98,236.71)
430132	(95,875.72)
440120	(2,360.99)
INVESTMENT EARNINGS	(2,360.99)
209	(2,045.21)
DISTRICT CLERK RECORDS PRESERVATION	(2,045.21)
2700	(2,045.21)
430132	(610.00)
DISTRICT CLERK FEES	(610.00)
440120	(1,435.21)
INVESTMENT EARNINGS	(1,435.21)
210	(3,361.53)
COUNTY AND DISTRICT COURTS DIGITAL PRESERVATION	(3,361.53)
2900	(3,361.53)
430132	(420.00)
DISTRICT CLERK FEES	(420.00)
440120	(2,941.53)
INVESTMENT EARNINGS	(2,941.53)
211	(5,400.19)
COUNTY AND DISTRICT COURT TECHNOLOGY	(5,400.19)
1211	(5,400.19)
430110	(3,750.91)
COUNTY CLERK FEES	(3,750.91)
430132	(1,649.28)
DISTRICT CLERK FEES	(1,649.28)
212	(17,430.00)
COURT GUARDIANSHIP	(17,430.00)
8105	(11,620.00)
430116	(11,620.00)
COURT GUARDIANSHIP FEE	(11,620.00)
1212	(5,810.00)
430110	(5,810.00)
COUNTY CLERK FEES	(5,810.00)
213	(84,726.05)
COURT REPORTER SERVICE	(84,726.05)
1213	(84,726.05)
430168	(84,726.05)
STENOGRAPHER FEES	(84,726.05)
214	(120,659.01)
COURTHOUSE SECURITY - COUNTY/DISTRICT COURT	(120,659.01)

1214	(120,659.01)
430102	(120,659.01)
COUNTY/DISTRICT COURT FEES	(120,659.01)
215	(38,206.02)
COURTHOUSE SECURITY - JP	(38,206.02)
8590	(38,206.02)
430102	(31,818.12)
COUNTY/DISTRICT COURT FEES	(31,818.12)
430134	(6,387.90)
JUSTICE OF THE PEACE FEES	(6,387.90)
216	(31,493.03)
JUSTICE COURT TECHNOLOGY	(31,493.03)
8591	(31,493.03)
JUSTICE OF THE PEACE FEES	(31,493.03)
217	(1,661.49)
JUVENILE CASE MANAGER	(1,661.49)
8592	(1,661.49)
430134	(1,661.49)
JUSTICE OF THE PEACE FEES	(1,661.49)
218	(8,638.00)
CC VITAL RECORDS PRESERVATION	(8,638.00)
2300	(8,638.00)
430110	(8,638.00)
COUNTY CLERK FEES	(8,638.00)
219	(48,332.33)
CONTRACT ELECTION SERVICE	(48,332.33)
2502	(48,332.33)
440100	(47,135.27)
INTEREST-BANK	(47,135.27)
440120	(1,197.06)
INVESTMENT EARNINGS	(1,197.06)
220	(101,581,328.53)
GRANTS	(101,581,328.53)
1220	(14,733.63)
440100	(14,733.63)
INTEREST-BANK	(14,733.63)
2000	(96,062,007.80)
420100	(96,062,007.80)
FEDERAL GRANT REVENUE	(96,062,007.80)
2800	(8,674,082.00)
420200	(8,674,082.00)
STATE GRANT REVENUE	(8,674,082.00)
3200	(14,701.58)
420200	(14,701.58)
STATE GRANT REVENUE	(14,701.58)
4100	(362,651.36)
420300	(362,651.36)
OTHER GRANT REVENUE	(362,651.36)
4300	(5,255,073.74)
420100	(5,232,747.41)
FEDERAL GRANT REVENUE	(5,232,747.41)
420102	(7,875.00)
FEDERAL PROGRAM INCOME	(7,875.00)
450300	(14,451.33)

CONTRIBUTIONS	(14,451.33)
4500	(14,046.66)
420100	(14,046.66)
FEDERAL GRANT REVENUE	(14,046.66)
5000	2,144.58
420200	2,144.58
STATE GRANT REVENUE	2,144.58
5100	(83,699.01)
420100	(83,699.01)
FEDERAL GRANT REVENUE	(83,699.01)
5200	11,158,615.45
420100	11,158,615.45
FEDERAL GRANT REVENUE	11,158,615.45
5400	(867,294.46)
420200	(867,294.46)
STATE GRANT REVENUE	(867,294.46)
5401	(650,844.75)
420100	(24,080.03)
FEDERAL GRANT REVENUE	(24,080.03)
420200	(644,764.72)
STATE GRANT REVENUE	(644,764.72)
420306	18,000.00
6000	(92,282.95)
420100	(92,282.95)
FEDERAL GRANT REVENUE	(92,282.95)
6100	(9,124.50)
450100	(9,124.50)
COMMISSIONS	(9,124.50)
6202	(18,731.24)
420100	(18,731.24)
FEDERAL GRANT REVENUE	(18,731.24)
6300	(30,701.86)
420100	(30,701.86)
FEDERAL GRANT REVENUE	(30,701.86)
6302	35,074.66
420200	68,011.28
STATE GRANT REVENUE	68,011.28
450300	(32,426.62)
CONTRIBUTIONS	(32,426.62)
420202	(510.00)
STATE PROGRAM INCOME	(510.00)
6407	(80.00)
420100	(80.00)
FEDERAL GRANT REVENUE	(80.00)
6601	(458,349.00)
420100	(458,349.00)
FEDERAL GRANT REVENUE	(458,349.00)
7100	(3,389.46)
420100	(3,389.46)
FEDERAL GRANT REVENUE	(3,389.46)
7300	(4,272.00)
420300	(4,272.00)
OTHER GRANT REVENUE	(4,272.00)
7500	(7,000.00)

420300	(7,000.00)
OTHER GRANT REVENUE	(7,000.00)
8340	(51,048.47)
420200	(51,048.47)
STATE GRANT REVENUE	(51,048.47)
9400	-
420100	-
FEDERAL GRANT REVENUE	-
9408	471.25
420102	471.25
FEDERAL PROGRAM INCOME	471.25
6109	(103,520.00)
420200	(103,520.00)
STATE GRANT REVENUE	(103,520.00)
221	29,780.87
HAVA	29,780.87
2500	29,780.87
420100	29,780.87
FEDERAL GRANT REVENUE	29,780.87
300	(22,843,651.45)
DEBT SERVICE	(22,843,651.45)
1300	(22,843,651.45)
400100	(22,522,386.18)
CURRENT TAXES	(22,522,386.18)
400110	(156,820.10)
DELINQUENT TAXES	(156,820.10)
440100	(154,356.75)
INTEREST-BANK	(154,356.75)
440120	(10,088.42)
INVESTMENT EARNINGS	(10,088.42)
400	(286,968.80)
LOCAL CAPITAL PROJECTS	(286,968.80)
1400	(286,968.80)
440100	(286,968.80)
INTEREST-BANK	(286,968.80)
401	(93,462.02)
C/P REVENUE TOLL BONDS 10	(93,462.02)
1401	(93,462.02)
440100	(46,465.12)
INTEREST-BANK	(46,465.12)
440120	(46,996.90)
INVESTMENT EARNINGS	(46,996.90)
402	(32.25)
C/P CERTIFICATES OF OBLIGATION 2012	(32.25)
1402	(32.25)
440100	(32.25)
INTEREST-BANK	(32.25)
404	(164.99)
C/P ROAD BONDS 2016	(164.99)
1404	(164.99)
440100	(164.99)
INTEREST-BANK	(164.99)
405	(198.34)
C/P ROAD BONDS 2016A	(198.34)

1405	(198.34)
440100	(198.34)
INTEREST-BANK	(198.34)
406	(342.26)
C/P ROAD BONDS 2018	(342.26)
1406	(342.26)
440100	(342.26)
INTEREST-BANK	(342.26)
407	(2,733,452.50)
C/P ROAD BONDS 2018B	(2,733,452.50)
1407	(941,135.54)
440100	(941,135.54)
INTEREST-BANK	(941,135.54)
9100	(847,474.84)
420206	(847,474.84)
STATE CONTRACT REIMBURSEMENT	(847,474.84)
9400	(944,842.12)
420306	(944,842.12)
OTHER CONTRACT REIMBURSEMENT	(944,842.12)
408	(9,500.00)
C/P SHERIFF'S PROJECTS	(9,500.00)
1408	(9,500.00)
450320	(9,500.00)
MISCELLANEOUS	(9,500.00)
500	(14,563,970.18)
SELF INSURANCE	(14,563,970.18)
2201	(14,563,970.18)
430232	(11,725,872.85)
COUNTY FUNDING	(11,725,872.85)
430240	(1,093,203.85)
EMPLOYEE/RETIREE FUNDING	(1,093,203.85)
430242	(50,363.31)
COBRA FUNDING	(50,363.31)
430246	(291,772.47)
STOP LOSS REIMBURSEMENT	(291,772.47)
430248	(387,015.00)
RX REBATES	(387,015.00)
430250	(94,808.05)
MEDICAL CLAIMS REFUNDS	(94,808.05)
430260	(799,745.00)
EMPLOYEE CONTRIBUTION-EMPLOYEE ONLY	(799,745.00)
430262	(525.00)
EMPLOYEE CONTRIBUTION-EMPLOYEE AND SPOUSE	(525.00)
430266	(560.00)
EMPLOYEE CONTRIBUTION-EMPLOYEE AND FAMILY	(560.00)
430268	(114,748.39)
SUPPLEMENTAL LIFE EMPLOYEE PREMIUM	(114,748.39)
430270	(5,356.26)
DEPENDENT LIFE EMPLOYEE PREMIUM	(5,356.26)
501	(148,733.82)
WORKERS COMPENSATION	(148,733.82)
430244	(59,663.38)
THIRD PARTY REIMBURSEMENT	(59,663.38)
430254	(89,070.44)

CONTRACT FUNDING	(89,070.44)
502	(111,007.22)
PROPERTY/CASUALTY	(111,007.22)
2202	(111,007.22)
430244	(64,063.47)
THIRD PARTY REIMBURSEMENT	(64,063.47)
450328	(46,943.75)
SALE OF ASSETS	(46,943.75)
(blank)	
(blank)	
(blank)	
(blank)	
(blank)	
222	(14,045,876.16)
JAIL PASS THRU	(14,045,876.16)
6601	(14,045,876.16)
420108	(14,045,876.16)
FEDERAL INMATE HOUSING	(14,045,876.16)
224	(65,067.12)
COURT FACILITY FEE	(65,067.12)
1224	(65,067.12)
430110	(12,326.76)
COUNTY CLERK FEES	(12,326.76)
430132	(52,740.36)
DISTRICT CLERK FEES	(52,740.36)
225	(23,080.06)
LANGUAGE ACCESS	(23,080.06)
1225	(23,080.06)
430110	(1,849.01)
COUNTY CLERK FEES	(1,849.01)
430132	(7,911.05)
DISTRICT CLERK FEES	(7,911.05)
430134	(13,320.00)
JUSTICE OF THE PEACE FEES	(13,320.00)
600	(3,171,765,698.27)
CUSTODIAL ACCOUNTS	(3,171,765,698.27)
3322	(3,171,765,698.27)
430228	(3,137,620,487.90)
COLLECTION FEE	(3,137,620,487.90)
440100	(969,825.92)
INTEREST-BANK	(969,825.92)
440120	(601,927.77)
INVESTMENT EARNINGS	(601,927.77)
450100	(45,069.77)
COMMISSIONS	(45,069.77)
470100	(15,000,000.00)
TRANSFERS IN	(15,000,000.00)
450311	(17,528,386.91)
DEPOSITS TO BE HELD	(17,528,386.91)

MONTGOMERY COUNTY, TEXAS

REPORT OF EXPENDITURES

For Year Ended September 30, 2023

March 21, 2023

	Sum of NetTransactionAmount
100	120,885,374.87
GENERAL OPERATIONS	120,885,374.87
2000	321,175.39
710100	67,190.86
SALARY/OFFICIAL-DEPARTMENT HEAD	67,190.86
710110	141,828.03
SALARY/REGULAR	141,828.03
710130	578.99
SALARY/OVERTIME	578.99
710140	812.24
SALARY/CELL PHONE ALLOWANCE	812.24
720100	15,231.22
SOCIAL SECURITY	15,231.22
720110	34,114.97
EMPLOYEE INSURANCE	34,114.97
720120	26,385.47
RETIREMENT	26,385.47
720140	36.00
STATE UNEMPLOYMENT TAX	36.00
730100	1,444.64
OFFICE SUPPLIES	1,444.64
730260	770.68
VEHICLE SUPPLIES	770.68
730310	603.26
UNIFORMS	603.26
730370	72.00
PERIODICALS	72.00
740510	250.00
PROFESSIONAL DEVELOPMENT	250.00
740530	12.25
MOBILE PHONE AND DATA	12.25
740540	3,554.54
TRAVEL EXPENSE	3,554.54
740580	412.67
PRINTING	412.67
740660	9.57
EQUIPMENT RENTAL	9.57
740720	27,870.00
INDIGENT INTERMENT	27,870.00
790100	(2.00)
REIMBURSEMENTS CLEARING	(2.00)
2100	308,556.21
710100	67,121.12
SALARY/OFFICIAL-DEPARTMENT HEAD	67,121.12
710110	135,569.74
SALARY/REGULAR	135,569.74
710140	406.12
SALARY/CELL PHONE ALLOWANCE	406.12

720100	15,167.40
SOCIAL SECURITY	15,167.40
720110	41,672.64
EMPLOYEE INSURANCE	41,672.64
720120	25,468.41
RETIREMENT	25,468.41
720140	53.97
STATE UNEMPLOYMENT TAX	53.97
730100	2,567.43
OFFICE SUPPLIES	2,567.43
740120	2,132.75
MEDICAL SERVICES	2,132.75
740510	594.00
PROFESSIONAL DEVELOPMENT	594.00
740512	13,468.50
PROFESSIONAL SERVICES	13,468.50
740660	3,665.64
EQUIPMENT RENTAL	3,665.64
740680	668.49
MEMBERSHIP/ASSOCIATION DUES	668.49
2101	825.03
730100	100.03
OFFICE SUPPLIES	100.03
740512	725.00
PROFESSIONAL SERVICES	725.00
2200	404,486.54
710100	62,969.94
SALARY/OFFICIAL-DEPARTMENT HEAD	62,969.94
710110	202,153.58
SALARY/REGULAR	202,153.58
710140	414.26
SALARY/CELL PHONE ALLOWANCE	414.26
720100	19,794.95
SOCIAL SECURITY	19,794.95
720110	59,918.96
EMPLOYEE INSURANCE	59,918.96
720120	33,298.42
RETIREMENT	33,298.42
720140	78.70
STATE UNEMPLOYMENT TAX	78.70
730100	4,863.26
OFFICE SUPPLIES	4,863.26
730240	14.30
FUEL - CONTROLLED	14.30
740140	88.11
VEHICLE MAINTENANCE - CONTROLLED	88.11
740510	650.88
PROFESSIONAL DEVELOPMENT	650.88
740512	13,122.50
PROFESSIONAL SERVICES	13,122.50
740540	2,270.13
TRAVEL EXPENSE	2,270.13
740550	2,484.55
SAFETY PROGRAM	2,484.55

740660	1,444.10
EQUIPMENT RENTAL	1,444.10
740680	734.90
MEMBERSHIP/ASSOCIATION DUES	734.90
750400	185.00
CAPITAL OUTLAY-FURNITURE FIXTURES AND EQUIPMENT	185.00
2300	1,252,073.16
710100	61,777.80
SALARY/OFFICIAL-DEPARTMENT HEAD	61,777.80
710110	761,752.48
SALARY/REGULAR	761,752.48
710130	77.40
SALARY/OVERTIME	77.40
720100	60,660.42
SOCIAL SECURITY	60,660.42
720110	236,903.54
EMPLOYEE INSURANCE	236,903.54
720120	103,280.09
RETIREMENT	103,280.09
720140	343.14
STATE UNEMPLOYMENT TAX	343.14
730100	7,503.89
OFFICE SUPPLIES	7,503.89
730110	69.48
POSTAGE	69.48
730170	5,416.80
BIRTH CERTIFICATES	5,416.80
730210	1,860.95
DATA PROCESSING SUPPLIES	1,860.95
740510	550.00
PROFESSIONAL DEVELOPMENT	550.00
740512	312.00
PROFESSIONAL SERVICES	312.00
740540	2,264.97
TRAVEL EXPENSE	2,264.97
740580	1,117.00
PRINTING	1,117.00
740660	8,008.20
EQUIPMENT RENTAL	8,008.20
740680	175.00
MEMBERSHIP/ASSOCIATION DUES	175.00
790900	-
CARRYOVER FROM PREVIOUS YEAR	-
2302	183,452.20
710110	112,228.90
SALARY/REGULAR	112,228.90
720100	8,191.08
SOCIAL SECURITY	8,191.08
720110	34,727.20
EMPLOYEE INSURANCE	34,727.20
720120	14,073.54
RETIREMENT	14,073.54
720140	43.86
STATE UNEMPLOYMENT TAX	43.86

730100	705.06
OFFICE SUPPLIES	705.06
730110	2,798.13
POSTAGE	2,798.13
740640	7,560.23
CONTRACT SERVICES	7,560.23
740660	3,124.20
EQUIPMENT RENTAL	3,124.20
2400	158,779.79
710100	41,464.94
SALARY/OFFICIAL-DEPARTMENT HEAD	41,464.94
710110	66,119.37
SALARY/REGULAR	66,119.37
720100	7,930.32
SOCIAL SECURITY	7,930.32
720110	27,781.76
EMPLOYEE INSURANCE	27,781.76
720120	13,491.06
RETIREMENT	13,491.06
720140	33.92
STATE UNEMPLOYMENT TAX	33.92
730100	243.44
OFFICE SUPPLIES	243.44
740580	116.53
PRINTING	116.53
740660	1,598.45
EQUIPMENT RENTAL	1,598.45
2500	1,477,952.44
710100	57,838.88
SALARY/OFFICIAL-DEPARTMENT HEAD	57,838.88
710110	637,132.04
SALARY/REGULAR	637,132.04
710120	695.00
SALARY/OTHER	695.00
710130	180,848.86
SALARY/OVERTIME	180,848.86
720100	66,406.44
SOCIAL SECURITY	66,406.44
720110	76,446.46
EMPLOYEE INSURANCE	76,446.46
720120	46,611.34
RETIREMENT	46,611.34
720140	267.26
STATE UNEMPLOYMENT TAX	267.26
730100	24,117.00
OFFICE SUPPLIES	24,117.00
730210	19,718.15
DATA PROCESSING SUPPLIES	19,718.15
730240	267.80
FUEL - CONTROLLED	267.80
730250	1,413.65
SHOP SUPPLIES	1,413.65
740140	223.69
VEHICLE MAINTENANCE - CONTROLLED	223.69

740512	278,754.43
PROFESSIONAL SERVICES	278,754.43
740530	43,576.70
MOBILE PHONE AND DATA	43,576.70
740540	4,896.45
TRAVEL EXPENSE	4,896.45
740580	1,320.00
PRINTING	1,320.00
740628	960.00
TELEPHONE-FIBER OPTIC - CONTROLLED	960.00
740654	3,050.00
COMMUNITY BUILDING/VOTING BOX	3,050.00
740660	267.92
EQUIPMENT RENTAL	267.92
750400	32,342.23
CAPITAL OUTLAY-FURNITURE FIXTURES AND EQUIPMENT	32,342.23
790100	-
REIMBURSEMENTS CLEARING	-
740625	798.14
REFUSE COLLECTION - CONTROLLED	798.14
2501	1,588.98
730100	1,338.98
OFFICE SUPPLIES	1,338.98
740504	250.00
ONLINE SERVICES	250.00
2600	6,893,593.67
710100	66,000.00
SALARY/OFFICIAL-DEPARTMENT HEAD	66,000.00
710110	1,381,919.03
SALARY/REGULAR	1,381,919.03
710130	25.98
SALARY/OVERTIME	25.98
710140	2,649.20
SALARY/CELL PHONE ALLOWANCE	2,649.20
720100	108,074.89
SOCIAL SECURITY	108,074.89
720110	280,799.06
EMPLOYEE INSURANCE	280,799.06
720120	182,246.85
RETIREMENT	182,246.85
720140	389.96
STATE UNEMPLOYMENT TAX	389.96
730100	26,650.24
OFFICE SUPPLIES	26,650.24
730110	14,400.10
POSTAGE	14,400.10
730240	9,968.40
FUEL - CONTROLLED	9,968.40
730320	761,643.51
IT HARDWARE	761,643.51
730330	67,622.99
IT SOFTWARE	67,622.99
730332	48,710.48
TELEPHONE-REPAIRS/REPLACEMENT-CONTROLLED	48,710.48

740110	2,997,879.32
IT SOFTWARE MAINTENANCE	2,997,879.32
740140	10,154.08
VEHICLE MAINTENANCE - CONTROLLED	10,154.08
740420	4,408.39
COURIER SERVICE	4,408.39
740510	175.00
PROFESSIONAL DEVELOPMENT	175.00
740512	95,047.37
PROFESSIONAL SERVICES	95,047.37
740530	23,332.86
MOBILE PHONE AND DATA	23,332.86
740540	10,343.63
TRAVEL EXPENSE	10,343.63
740628	701,539.52
TELEPHONE-FIBER OPTIC - CONTROLLED	701,539.52
740640	5,752.78
CONTRACT SERVICES	5,752.78
740660	575.48
EQUIPMENT RENTAL	575.48
740680	175.00
MEMBERSHIP/ASSOCIATION DUES	175.00
750800	55,596.66
MAJOR PROJECTS	55,596.66
790100	(4,973.00)
REIMBURSEMENTS CLEARING	(4,973.00)
740627	18,745.37
TELEPHONE - CONTROLLED	18,745.37
740100	23,740.52
IT HARDWARE MAINTENANCE	23,740.52
2700	1,774,067.88
710100	61,777.76
SALARY/OFFICIAL-DEPARTMENT HEAD	61,777.76
710110	1,065,124.88
SALARY/REGULAR	1,065,124.88
720100	82,811.68
SOCIAL SECURITY	82,811.68
720110	395,420.48
EMPLOYEE INSURANCE	395,420.48
720120	141,313.43
RETIREMENT	141,313.43
720140	474.98
STATE UNEMPLOYMENT TAX	474.98
730100	5,382.15
OFFICE SUPPLIES	5,382.15
740510	400.00
PROFESSIONAL DEVELOPMENT	400.00
740540	1,929.80
TRAVEL EXPENSE	1,929.80
740580	1,350.00
PRINTING	1,350.00
740660	18,754.20
EQUIPMENT RENTAL	18,754.20
740680	175.00

MEMBERSHIP/ASSOCIATION DUES	175.00
790100	(846.48)
REIMBURSEMENTS CLEARING	(846.48)
2800	1,642,855.11
710100	85,379.58
SALARY/OFFICIAL-DEPARTMENT HEAD	85,379.58
710110	1,099,701.80
SALARY/REGULAR	1,099,701.80
710140	710.82
SALARY/CELL PHONE ALLOWANCE	710.82
710150	(46,500.00)
SALARY/SPECIAL PAY	(46,500.00)
720100	84,980.69
SOCIAL SECURITY	84,980.69
720110	218,585.48
EMPLOYEE INSURANCE	218,585.48
720120	148,698.72
RETIREMENT	148,698.72
720140	277.60
STATE UNEMPLOYMENT TAX	277.60
730100	9,939.19
OFFICE SUPPLIES	9,939.19
730120	21,802.68
BOOK SUPPLEMENTS	21,802.68
740220	1,450.00
LEGAL/LITIGATION COSTS	1,450.00
740510	5,779.07
PROFESSIONAL DEVELOPMENT	5,779.07
740540	5,120.86
TRAVEL EXPENSE	5,120.86
740660	7,264.63
EQUIPMENT RENTAL	7,264.63
790100	(336.01)
REIMBURSEMENTS CLEARING	(336.01)
2801	49,978.37
710150	46,500.00
SALARY/SPECIAL PAY	46,500.00
730100	433.71
OFFICE SUPPLIES	433.71
730270	970.00
LAW ENFORCEMENT SPECIFIC SUPPLIES	970.00
740220	(46.00)
LEGAL/LITIGATION COSTS	(46.00)
740230	63.00
LITIGATION EXPENSES	63.00
740512	100.00
PROFESSIONAL SERVICES	100.00
740680	1,275.00
MEMBERSHIP/ASSOCIATION DUES	1,275.00
730101	27.66
FOOD SUPPLIES	27.66
740450	655.00
SERVICE/CITATIONS	655.00
3000	1,465,048.90

710100	53,334.12
SALARY/OFFICIAL-DEPARTMENT HEAD	53,334.12
710110	743,260.69
SALARY/REGULAR	743,260.69
710130	77,835.13
SALARY/OVERTIME	77,835.13
720100	65,302.58
SOCIAL SECURITY	65,302.58
720110	228,669.66
EMPLOYEE INSURANCE	228,669.66
720120	109,731.45
RETIREMENT	109,731.45
720140	401.71
STATE UNEMPLOYMENT TAX	401.71
730100	1,165.29
OFFICE SUPPLIES	1,165.29
730140	141,565.00
JANITOR SUPPLIES	141,565.00
730220	3,440.00
REPLACEMENTS	3,440.00
730240	7,903.45
FUEL - CONTROLLED	7,903.45
730310	6,610.54
UNIFORMS	6,610.54
740140	4,499.71
VEHICLE MAINTENANCE - CONTROLLED	4,499.71
740510	2,756.72
PROFESSIONAL DEVELOPMENT	2,756.72
740512	12,079.14
PROFESSIONAL SERVICES	12,079.14
740530	2,937.14
MOBILE PHONE AND DATA	2,937.14
740540	1,606.50
TRAVEL EXPENSE	1,606.50
740660	1,980.07
EQUIPMENT RENTAL	1,980.07
790100	(30.00)
REIMBURSEMENTS CLEARING	(30.00)
3100	4,381,338.32
710100	34,714.78
SALARY/OFFICIAL-DEPARTMENT HEAD	34,714.78
710110	1,031,380.36
SALARY/REGULAR	1,031,380.36
710120	-
SALARY/OTHER	-
710130	34,331.47
SALARY/OVERTIME	34,331.47
720100	82,953.19
SOCIAL SECURITY	82,953.19
720110	292,564.40
EMPLOYEE INSURANCE	292,564.40
720120	140,220.61
RETIREMENT	140,220.61
720140	373.20

STATE UNEMPLOYMENT TAX	373.20
730100	632.06
OFFICE SUPPLIES	632.06
730220	334,952.38
REPLACEMENTS	334,952.38
730240	72,511.39
FUEL - CONTROLLED	72,511.39
730250	38,597.00
SHOP SUPPLIES	38,597.00
730262	278.75
RADIO SUPPLIES	278.75
730310	1,787.99
UNIFORMS	1,787.99
740140	21,097.50
VEHICLE MAINTENANCE - CONTROLLED	21,097.50
740150	26,871.72
LANDSCAPE MAINTENANCE	26,871.72
740510	143.95
PROFESSIONAL DEVELOPMENT	143.95
740512	105,960.35
PROFESSIONAL SERVICES	105,960.35
740530	5,216.09
MOBILE PHONE AND DATA	5,216.09
740620	1,628,747.70
ELECTRICITY - CONTROLLED	1,628,747.70
740622	92,060.84
GAS - CONTROLLED	92,060.84
740624	334,966.92
WATER AND SEWER - CONTROLLED	334,966.92
740640	58,075.89
CONTRACT SERVICES	58,075.89
740660	7,897.85
EQUIPMENT RENTAL	7,897.85
740750	35,265.38
REMODEL	35,265.38
790100	(353.60)
REIMBURSEMENTS CLEARING	(353.60)
740260	-
INTEREST ON CREDIT CARDS	-
740450	90.15
SERVICE/CITATIONS	90.15
3200	956,320.24
730390	8,570.00
MEDICAL SUPPLIES	8,570.00
740120	45,000.00
MEDICAL SERVICES	45,000.00
740512	255,762.50
PROFESSIONAL SERVICES	255,762.50
740640	628,936.50
CONTRACT SERVICES	628,936.50
740642	15,000.00
SOIL CONSERVATION	15,000.00
740730	3,051.24
ACQUISITION COSTS	3,051.24

3210	4,556,297.70
730100	7,015.00
OFFICE SUPPLIES	7,015.00
730110	213,547.71
POSTAGE	213,547.71
730370	558.00
PERIODICALS	558.00
740120	2,980.73
MEDICAL SERVICES	2,980.73
740220	3,563.00
LEGAL/LITIGATION COSTS	3,563.00
740400	-
AUDIT	-
740500	2,839,434.23
ECONOMIC DEVELOPMENT	2,839,434.23
740502	1,088,797.04
CENTRAL APPRAISAL DISTRICT	1,088,797.04
740510	5,915.00
PROFESSIONAL DEVELOPMENT	5,915.00
740512	12,600.00
PROFESSIONAL SERVICES	12,600.00
740570	28,441.00
ADVERTISING	28,441.00
740640	135,966.79
CONTRACT SERVICES	135,966.79
740656	179,749.99
RENT AND LEASES	179,749.99
740680	28,736.72
MEMBERSHIP/ASSOCIATION DUES	28,736.72
740694	1,999.20
FOOD SERVICE	1,999.20
740750	6,995.00
REMODEL	6,995.00
730410	(1.71)
INVOICE TOLERANCE*	(1.71)
3220	51,920.34
740512	51,920.34
PROFESSIONAL SERVICES	51,920.34
3230	128,054.23
710110	83,421.27
SALARY/REGULAR	83,421.27
710130	155.70
SALARY/OVERTIME	155.70
720100	6,179.73
SOCIAL SECURITY	6,179.73
720110	27,781.76
EMPLOYEE INSURANCE	27,781.76
720120	10,480.47
RETIREMENT	10,480.47
720140	35.30
STATE UNEMPLOYMENT TAX	35.30
3240	11,501.24
740512	11,501.24
PROFESSIONAL SERVICES	11,501.24

3250	23,076.64
730100	266.79
OFFICE SUPPLIES	266.79
730160	4,302.65
CLOTHING	4,302.65
740560	2,345.80
TRANSPORTATION	2,345.80
740640	800.00
CONTRACT SERVICES	800.00
740770	14,550.00
ALLOWANCE	14,550.00
740627	611.40
TELEPHONE - CONTROLLED	611.40
740450	200.00
SERVICE/CITATIONS	200.00
3300	507,050.23
710100	66,091.41
SALARY/OFFICIAL-DEPARTMENT HEAD	66,091.41
710110	288,035.26
SALARY/REGULAR	288,035.26
720100	26,139.88
SOCIAL SECURITY	26,139.88
720110	76,406.64
EMPLOYEE INSURANCE	76,406.64
720120	44,501.55
RETIREMENT	44,501.55
720140	99.00
STATE UNEMPLOYMENT TAX	99.00
730100	2,061.52
OFFICE SUPPLIES	2,061.52
730240	229.20
FUEL - CONTROLLED	229.20
740140	194.91
VEHICLE MAINTENANCE - CONTROLLED	194.91
740510	130.00
PROFESSIONAL DEVELOPMENT	130.00
740530	151.96
MOBILE PHONE AND DATA	151.96
740540	3,376.72
TRAVEL EXPENSE	3,376.72
740680	1,360.00
MEMBERSHIP/ASSOCIATION DUES	1,360.00
790100	(1,727.82)
REIMBURSEMENTS CLEARING	(1,727.82)
3400	1,089,206.26
710100	69,966.38
SALARY/OFFICIAL-DEPARTMENT HEAD	69,966.38
710110	672,922.63
SALARY/REGULAR	672,922.63
710130	3.11
SALARY/OVERTIME	3.11
720100	55,060.13
SOCIAL SECURITY	55,060.13
720110	172,841.93

EMPLOYEE INSURANCE	172,841.93
720120	93,158.43
RETIREMENT	93,158.43
720140	224.78
STATE UNEMPLOYMENT TAX	224.78
730100	3,744.31
OFFICE SUPPLIES	3,744.31
740510	4,198.00
PROFESSIONAL DEVELOPMENT	4,198.00
740530	721.98
MOBILE PHONE AND DATA	721.98
740540	428.50
TRAVEL EXPENSE	428.50
740640	9,975.00
CONTRACT SERVICES	9,975.00
740660	6,096.08
EQUIPMENT RENTAL	6,096.08
740680	415.00
MEMBERSHIP/ASSOCIATION DUES	415.00
790100	(550.00)
REIMBURSEMENTS CLEARING	(550.00)
3500	201,422.19
710100	64,413.47
SALARY/OFFICIAL-DEPARTMENT HEAD	64,413.47
710110	80,418.33
SALARY/REGULAR	80,418.33
710140	406.12
SALARY/CELL PHONE ALLOWANCE	406.12
720100	10,886.01
SOCIAL SECURITY	10,886.01
720110	24,059.10
EMPLOYEE INSURANCE	24,059.10
720120	18,218.43
RETIREMENT	18,218.43
720140	39.88
STATE UNEMPLOYMENT TAX	39.88
730100	87.15
OFFICE SUPPLIES	87.15
740510	575.00
PROFESSIONAL DEVELOPMENT	575.00
740530	17.73
MOBILE PHONE AND DATA	17.73
740540	96.35
TRAVEL EXPENSE	96.35
740580	90.46
PRINTING	90.46
740660	2,114.16
EQUIPMENT RENTAL	2,114.16
3600	275,962.38
710100	66,473.55
SALARY/OFFICIAL-DEPARTMENT HEAD	66,473.55
710110	121,872.04
SALARY/REGULAR	121,872.04
710130	3,141.23

SALARY/OVERTIME	3,141.23
720100	14,122.74
SOCIAL SECURITY	14,122.74
720110	35,791.46
EMPLOYEE INSURANCE	35,791.46
720120	24,012.48
RETIREMENT	24,012.48
720140	41.15
STATE UNEMPLOYMENT TAX	41.15
730100	2,642.23
OFFICE SUPPLIES	2,642.23
740510	650.00
PROFESSIONAL DEVELOPMENT	650.00
740640	4,590.22
CONTRACT SERVICES	4,590.22
740660	2,585.28
EQUIPMENT RENTAL	2,585.28
740680	40.00
MEMBERSHIP/ASSOCIATION DUES	40.00
3700	2,359,816.89
710100	71,942.97
SALARY/OFFICIAL-DEPARTMENT HEAD	71,942.97
710110	1,416,229.85
SALARY/REGULAR	1,416,229.85
710130	12,869.17
SALARY/OVERTIME	12,869.17
710140	406.12
SALARY/CELL PHONE ALLOWANCE	406.12
720100	110,388.19
SOCIAL SECURITY	110,388.19
720110	430,727.98
EMPLOYEE INSURANCE	430,727.98
720120	188,281.76
RETIREMENT	188,281.76
720140	621.14
STATE UNEMPLOYMENT TAX	621.14
730100	25,470.69
OFFICE SUPPLIES	25,470.69
730210	3,492.30
DATA PROCESSING SUPPLIES	3,492.30
740140	280.34
VEHICLE MAINTENANCE - CONTROLLED	280.34
740510	4,800.00
PROFESSIONAL DEVELOPMENT	4,800.00
740540	1,471.81
TRAVEL EXPENSE	1,471.81
740580	33,947.57
PRINTING	33,947.57
740640	53,876.83
CONTRACT SERVICES	53,876.83
740660	92.46
EQUIPMENT RENTAL	92.46
740680	5,350.00
MEMBERSHIP/ASSOCIATION DUES	5,350.00

790100	(432.29)
REIMBURSEMENTS CLEARING	(432.29)
4000	959,899.21
710100	59,116.53
SALARY/OFFICIAL-DEPARTMENT HEAD	59,116.53
710110	598,099.39
SALARY/REGULAR	598,099.39
710130	158.08
SALARY/OVERTIME	158.08
720100	48,351.17
SOCIAL SECURITY	48,351.17
720110	139,581.38
EMPLOYEE INSURANCE	139,581.38
720120	82,517.58
RETIREMENT	82,517.58
720140	184.09
STATE UNEMPLOYMENT TAX	184.09
730100	3,907.73
OFFICE SUPPLIES	3,907.73
730120	438.00
BOOK SUPPLEMENTS	438.00
730240	3,320.63
FUEL - CONTROLLED	3,320.63
730370	26.00
PERIODICALS	26.00
740140	757.70
VEHICLE MAINTENANCE - CONTROLLED	757.70
740510	558.00
PROFESSIONAL DEVELOPMENT	558.00
740528	7,615.00
PROFESSIONAL SERVICES-STORMWATER	7,615.00
740530	7,853.32
MOBILE PHONE AND DATA	7,853.32
740540	3,392.41
TRAVEL EXPENSE	3,392.41
740660	3,246.20
EQUIPMENT RENTAL	3,246.20
740680	776.00
MEMBERSHIP/ASSOCIATION DUES	776.00
4001	258,713.56
710110	161,445.94
SALARY/REGULAR	161,445.94
710130	1,510.62
SALARY/OVERTIME	1,510.62
720100	11,857.72
SOCIAL SECURITY	11,857.72
720110	54,339.06
EMPLOYEE INSURANCE	54,339.06
720120	20,434.60
RETIREMENT	20,434.60
720140	66.68
STATE UNEMPLOYMENT TAX	66.68
730100	4,276.58
OFFICE SUPPLIES	4,276.58

740510	730.00
PROFESSIONAL DEVELOPMENT	730.00
740540	62.71
TRAVEL EXPENSE	62.71
740580	474.81
PRINTING	474.81
740660	3,264.84
EQUIPMENT RENTAL	3,264.84
740680	250.00
MEMBERSHIP/ASSOCIATION DUES	250.00
4100	2,344,242.77
710100	58,748.03
SALARY/OFFICIAL-DEPARTMENT HEAD	58,748.03
710110	943,861.11
SALARY/REGULAR	943,861.11
710130	88,354.03
SALARY/OVERTIME	88,354.03
710140	2,976.73
SALARY/CELL PHONE ALLOWANCE	2,976.73
720100	82,152.45
SOCIAL SECURITY	82,152.45
720110	302,699.99
EMPLOYEE INSURANCE	302,699.99
720120	137,180.14
RETIREMENT	137,180.14
720140	471.50
STATE UNEMPLOYMENT TAX	471.50
730100	67,536.38
OFFICE SUPPLIES	67,536.38
730140	1,941.19
JANITOR SUPPLIES	1,941.19
730220	32,221.55
REPLACEMENTS	32,221.55
730240	30,108.49
FUEL - CONTROLLED	30,108.49
730250	6,630.16
SHOP SUPPLIES	6,630.16
730260	14,740.05
VEHICLE SUPPLIES	14,740.05
730280	79,329.34
CANINE EXPENSES	79,329.34
730290	45,171.00
SPAY/NEUTER PROGRAM EXPENSE	45,171.00
730310	2,844.64
UNIFORMS	2,844.64
730390	222,389.32
MEDICAL SUPPLIES	222,389.32
740120	1,626.73
MEDICAL SERVICES	1,626.73
740140	8,707.46
VEHICLE MAINTENANCE - CONTROLLED	8,707.46
740410	546.00
TOLLS	546.00
740510	2,030.78

PROFESSIONAL DEVELOPMENT	2,030.78
740512	10,412.67
PROFESSIONAL SERVICES	10,412.67
740530	4,179.46
MOBILE PHONE AND DATA	4,179.46
740540	24,522.09
TRAVEL EXPENSE	24,522.09
740580	2,511.44
PRINTING	2,511.44
740640	3,685.44
CONTRACT SERVICES	3,685.44
740660	17,178.72
EQUIPMENT RENTAL	17,178.72
750600	144,409.00
CAPITAL OUTLAY-VEHICLES	144,409.00
790100	(99.56)
REIMBURSEMENTS CLEARING	(99.56)
740145	5,176.44
EQUIPMENT MAINTENANCE/REPAIR - CONTROLLED	5,176.44
4200	1,111,991.99
710100	133,626.68
SALARY/OFFICIAL-DEPARTMENT HEAD	133,626.68
710110	422,657.43
SALARY/REGULAR	422,657.43
710130	25,612.01
SALARY/OVERTIME	25,612.01
720100	35,208.86
SOCIAL SECURITY	35,208.86
720110	71,769.10
EMPLOYEE INSURANCE	71,769.10
720120	71,982.39
RETIREMENT	71,982.39
720140	155.13
STATE UNEMPLOYMENT TAX	155.13
730100	4,405.59
OFFICE SUPPLIES	4,405.59
730110	206.50
POSTAGE	206.50
730120	261.98
BOOK SUPPLEMENTS	261.98
730220	22,052.50
REPLACEMENTS	22,052.50
730240	1,122.39
FUEL - CONTROLLED	1,122.39
730310	863.68
UNIFORMS	863.68
730320	2,040.00
IT HARDWARE	2,040.00
730390	22,708.32
MEDICAL SUPPLIES	22,708.32
740120	1,171.87
MEDICAL SERVICES	1,171.87
740140	118.91
VEHICLE MAINTENANCE - CONTROLLED	118.91

740420	1,116.00
COURIER SERVICE	1,116.00
740512	2,080.00
PROFESSIONAL SERVICES	2,080.00
740530	196.07
MOBILE PHONE AND DATA	196.07
740560	119,699.75
TRANSPORTATION	119,699.75
740640	170,048.02
CONTRACT SERVICES	170,048.02
740656	1,870.60
RENT AND LEASES	1,870.60
740660	2,058.21
EQUIPMENT RENTAL	2,058.21
740680	585.00
MEMBERSHIP/ASSOCIATION DUES	585.00
790100	(1,625.00)
REIMBURSEMENTS CLEARING	(1,625.00)
4300	127,469.59
710100	53,641.06
SALARY/OFFICIAL-DEPARTMENT HEAD	53,641.06
710110	38,252.06
SALARY/REGULAR	38,252.06
710140	406.12
SALARY/CELL PHONE ALLOWANCE	406.12
720100	6,975.05
SOCIAL SECURITY	6,975.05
720110	13,278.65
EMPLOYEE INSURANCE	13,278.65
720120	11,621.71
RETIREMENT	11,621.71
720140	18.00
STATE UNEMPLOYMENT TAX	18.00
730100	157.10
OFFICE SUPPLIES	157.10
730240	2,855.84
FUEL - CONTROLLED	2,855.84
740510	90.00
PROFESSIONAL DEVELOPMENT	90.00
740680	174.00
MEMBERSHIP/ASSOCIATION DUES	174.00
4400	429,149.00
710100	51,314.56
SALARY/OFFICIAL-DEPARTMENT HEAD	51,314.56
710110	156,739.03
SALARY/REGULAR	156,739.03
710130	82.40
SALARY/OVERTIME	82.40
720100	15,595.10
SOCIAL SECURITY	15,595.10
720110	60,060.04
EMPLOYEE INSURANCE	60,060.04
720120	26,345.66
RETIREMENT	26,345.66

720140	79.91
STATE UNEMPLOYMENT TAX	79.91
730100	586.17
OFFICE SUPPLIES	586.17
730140	18,100.73
JANITOR SUPPLIES	18,100.73
730220	16,455.25
REPLACEMENTS	16,455.25
730240	4,603.14
FUEL - CONTROLLED	4,603.14
730250	2,475.88
SHOP SUPPLIES	2,475.88
730260	209.72
VEHICLE SUPPLIES	209.72
730310	790.70
UNIFORMS	790.70
730350	10,685.51
AGRICULTURE SUPPLIES	10,685.51
730380	732.49
AUDIO/VISUAL SUPPLIES	732.49
740110	600.00
IT SOFTWARE MAINTENANCE	600.00
740140	3,301.62
VEHICLE MAINTENANCE - CONTROLLED	3,301.62
740150	15,725.73
LANDSCAPE MAINTENANCE	15,725.73
740510	550.00
PROFESSIONAL DEVELOPMENT	550.00
740530	2,103.59
MOBILE PHONE AND DATA	2,103.59
740540	532.75
TRAVEL EXPENSE	532.75
740570	1,599.00
ADVERTISING	1,599.00
740640	36,714.96
CONTRACT SERVICES	36,714.96
740660	2,040.06
EQUIPMENT RENTAL	2,040.06
740680	1,125.00
MEMBERSHIP/ASSOCIATION DUES	1,125.00
4500	4,283,340.04
710100	52,913.86
SALARY/OFFICIAL-DEPARTMENT HEAD	52,913.86
710110	2,507,881.11
SALARY/REGULAR	2,507,881.11
710130	-
SALARY/OVERTIME	-
720100	191,047.19
SOCIAL SECURITY	191,047.19
720110	765,119.32
EMPLOYEE INSURANCE	765,119.32
720120	321,123.51
RETIREMENT	321,123.51
720140	1,058.20

STATE UNEMPLOYMENT TAX	1,058.20
730100	18,401.91
OFFICE SUPPLIES	18,401.91
730110	294.36
POSTAGE	294.36
730210	13,979.67
DATA PROCESSING SUPPLIES	13,979.67
730220	2,556.65
REPLACEMENTS	2,556.65
730240	3,245.40
FUEL - CONTROLLED	3,245.40
730300	1,379.09
COMMUNITY AWARENESS SUPPLIES	1,379.09
730310	3,057.50
UNIFORMS	3,057.50
730320	3,100.25
IT HARDWARE	3,100.25
730370	50,276.58
PERIODICALS	50,276.58
730380	118,041.15
AUDIO/VISUAL SUPPLIES	118,041.15
740140	6,585.89
VEHICLE MAINTENANCE - CONTROLLED	6,585.89
740510	3,310.00
PROFESSIONAL DEVELOPMENT	3,310.00
740512	8,838.90
PROFESSIONAL SERVICES	8,838.90
740540	2,022.98
TRAVEL EXPENSE	2,022.98
740550	20,669.28
SAFETY PROGRAM	20,669.28
740580	3,644.70
PRINTING	3,644.70
740640	11,620.02
CONTRACT SERVICES	11,620.02
740660	1,647.12
EQUIPMENT RENTAL	1,647.12
750700	171,549.22
CAPITAL OUTLAY-BOOKS	171,549.22
790100	(23.82)
REIMBURSEMENTS CLEARING	(23.82)
4600	346,640.63
710110	112,657.64
SALARY/REGULAR	112,657.64
710120	102,623.51
SALARY/OTHER	102,623.51
720100	16,136.92
SOCIAL SECURITY	16,136.92
720110	76,380.92
EMPLOYEE INSURANCE	76,380.92
720120	16,374.05
RETIREMENT	16,374.05
720140	91.02
STATE UNEMPLOYMENT TAX	91.02

730100	3,146.12
OFFICE SUPPLIES	3,146.12
730220	1,130.00
REPLACEMENTS	1,130.00
730370	111.46
PERIODICALS	111.46
740510	260.00
PROFESSIONAL DEVELOPMENT	260.00
740512	1,270.00
PROFESSIONAL SERVICES	1,270.00
740540	8,469.54
TRAVEL EXPENSE	8,469.54
740580	296.16
PRINTING	296.16
740640	540.13
CONTRACT SERVICES	540.13
740660	5,802.64
EQUIPMENT RENTAL	5,802.64
740680	1,130.00
MEMBERSHIP/ASSOCIATION DUES	1,130.00
790100	(129.48)
REIMBURSEMENTS CLEARING	(129.48)
740100	350.00
IT HARDWARE MAINTENANCE	350.00
5000	458,017.56
710100	58,194.18
SALARY/OFFICIAL-DEPARTMENT HEAD	58,194.18
710110	152,032.11
SALARY/REGULAR	152,032.11
710130	205.85
SALARY/OVERTIME	205.85
710140	203.06
SALARY/CELL PHONE ALLOWANCE	203.06
720100	15,709.27
SOCIAL SECURITY	15,709.27
720110	48,618.08
EMPLOYEE INSURANCE	48,618.08
720120	26,450.84
RETIREMENT	26,450.84
720140	70.13
STATE UNEMPLOYMENT TAX	70.13
730100	66.40
OFFICE SUPPLIES	66.40
730220	139,321.92
REPLACEMENTS	139,321.92
730230	143.55
MARINE/AIR EXPENSE	143.55
730240	4,088.11
FUEL - CONTROLLED	4,088.11
730250	427.39
SHOP SUPPLIES	427.39
730262	157.79
RADIO SUPPLIES	157.79
730310	200.00

UNIFORMS	200.00
740140	1,538.71
VEHICLE MAINTENANCE - CONTROLLED	1,538.71
740150	2,336.04
LANDSCAPE MAINTENANCE	2,336.04
740510	1,175.00
PROFESSIONAL DEVELOPMENT	1,175.00
740512	375.01
PROFESSIONAL SERVICES	375.01
740530	865.77
MOBILE PHONE AND DATA	865.77
740540	761.57
TRAVEL EXPENSE	761.57
740570	432.00
ADVERTISING	432.00
740580	45.70
PRINTING	45.70
740622	1,932.07
GAS - CONTROLLED	1,932.07
740660	1,658.16
EQUIPMENT RENTAL	1,658.16
740680	485.00
MEMBERSHIP/ASSOCIATION DUES	485.00
740625	523.85
REFUSE COLLECTION - CONTROLLED	523.85
5050	142,081.52
730100	179.97
OFFICE SUPPLIES	179.97
740512	133,509.73
PROFESSIONAL SERVICES	133,509.73
740640	6,941.62
CONTRACT SERVICES	6,941.62
740660	1,450.20
EQUIPMENT RENTAL	1,450.20
5060	4,037.18
740512	4,037.18
PROFESSIONAL SERVICES	4,037.18
5100	6,058,341.10
710100	27,454.50
SALARY/OFFICIAL-DEPARTMENT HEAD	27,454.50
710110	4,007,042.54
SALARY/REGULAR	4,007,042.54
710130	38,861.65
SALARY/OVERTIME	38,861.65
710140	406.12
SALARY/CELL PHONE ALLOWANCE	406.12
710150	115,642.50
SALARY/SPECIAL PAY	115,642.50
720100	309,037.91
SOCIAL SECURITY	309,037.91
720110	702,788.80
EMPLOYEE INSURANCE	702,788.80
720120	526,808.79
RETIREMENT	526,808.79

720140	952.28
STATE UNEMPLOYMENT TAX	952.28
730100	61,319.73
OFFICE SUPPLIES	61,319.73
730240	21,121.60
FUEL - CONTROLLED	21,121.60
730310	5,615.74
UNIFORMS	5,615.74
730330	695.00
IT SOFTWARE	695.00
740110	11,140.00
IT SOFTWARE MAINTENANCE	11,140.00
740140	39,328.97
VEHICLE MAINTENANCE - CONTROLLED	39,328.97
740160	2,396.87
SPECIAL INVESTIGATION	2,396.87
740420	432.44
COURIER SERVICE	432.44
740460	3,499.52
INVESTIGATOR	3,499.52
740484	3,431.83
COURT REPORTER TRANSCRIPT	3,431.83
740510	10,816.16
PROFESSIONAL DEVELOPMENT	10,816.16
740512	19,881.61
PROFESSIONAL SERVICES	19,881.61
740530	10,146.20
MOBILE PHONE AND DATA	10,146.20
740540	26,527.26
TRAVEL EXPENSE	26,527.26
740640	26,492.04
CONTRACT SERVICES	26,492.04
740660	54,511.25
EQUIPMENT RENTAL	54,511.25
740680	5,453.83
MEMBERSHIP/ASSOCIATION DUES	5,453.83
740694	100.00
FOOD SERVICE	100.00
750600	34,423.00
CAPITAL OUTLAY-VEHICLES	34,423.00
790100	(7,987.04)
REIMBURSEMENTS CLEARING	(7,987.04)
790900	-
CARRYOVER FROM PREVIOUS YEAR	-
5101	10,671.91
710150	7,859.28
SALARY/SPECIAL PAY	7,859.28
720100	587.40
SOCIAL SECURITY	587.40
720110	1,237.57
EMPLOYEE INSURANCE	1,237.57
720120	985.52
RETIREMENT	985.52
720140	2.14

STATE UNEMPLOYMENT TAX	2.14
5200	355,866.47
710110	199,111.72
SALARY/REGULAR	199,111.72
710130	3,302.56
SALARY/OVERTIME	3,302.56
720100	15,117.25
SOCIAL SECURITY	15,117.25
720110	40,098.95
EMPLOYEE INSURANCE	40,098.95
720120	25,382.64
RETIREMENT	25,382.64
720140	54.06
STATE UNEMPLOYMENT TAX	54.06
730100	635.47
OFFICE SUPPLIES	635.47
730240	12,640.26
FUEL - CONTROLLED	12,640.26
730250	210.09
SHOP SUPPLIES	210.09
730260	1,420.74
VEHICLE SUPPLIES	1,420.74
740140	7,983.85
VEHICLE MAINTENANCE - CONTROLLED	7,983.85
740510	798.00
PROFESSIONAL DEVELOPMENT	798.00
740530	1,876.80
MOBILE PHONE AND DATA	1,876.80
740540	1,836.98
TRAVEL EXPENSE	1,836.98
740640	660.26
CONTRACT SERVICES	660.26
740660	1,916.32
EQUIPMENT RENTAL	1,916.32
790100	(11.61)
REIMBURSEMENTS CLEARING	(11.61)
730101	255.71
FOOD SUPPLIES	255.71
790900	42,576.42
CARRYOVER FROM PREVIOUS YEAR	42,576.42
5300	549,649.29
710100	64,202.71
SALARY/OFFICIAL-DEPARTMENT HEAD	64,202.71
710110	250,503.14
SALARY/REGULAR	250,503.14
710130	20,393.67
SALARY/OVERTIME	20,393.67
710150	8,580.00
SALARY/SPECIAL PAY	8,580.00
720100	25,820.21
SOCIAL SECURITY	25,820.21
720110	52,496.28
EMPLOYEE INSURANCE	52,496.28
720120	43,097.47

RETIREMENT	43,097.47
720140	79.30
STATE UNEMPLOYMENT TAX	79.30
730100	200.07
OFFICE SUPPLIES	200.07
730240	15,213.96
FUEL - CONTROLLED	15,213.96
730270	7,369.30
LAW ENFORCEMENT SPECIFIC SUPPLIES	7,369.30
730280	1,349.91
CANINE EXPENSES	1,349.91
730320	7,167.60
IT HARDWARE	7,167.60
740140	8,651.28
VEHICLE MAINTENANCE - CONTROLLED	8,651.28
740510	1,713.00
PROFESSIONAL DEVELOPMENT	1,713.00
740530	3,726.34
MOBILE PHONE AND DATA	3,726.34
740540	6,306.08
TRAVEL EXPENSE	6,306.08
740660	2,106.21
EQUIPMENT RENTAL	2,106.21
740680	655.04
MEMBERSHIP/ASSOCIATION DUES	655.04
750400	30,385.19
CAPITAL OUTLAY-FURNITURE FIXTURES AND EQUIPMENT	30,385.19
790100	(367.47)
REIMBURSEMENTS CLEARING	(367.47)
5301	495,819.81
710110	322,783.73
SALARY/REGULAR	322,783.73
710130	171.64
SALARY/OVERTIME	171.64
720100	23,819.98
SOCIAL SECURITY	23,819.98
720110	63,116.46
EMPLOYEE INSURANCE	63,116.46
720120	40,498.84
RETIREMENT	40,498.84
720140	88.33
STATE UNEMPLOYMENT TAX	88.33
730100	354.99
OFFICE SUPPLIES	354.99
730240	12,099.54
FUEL - CONTROLLED	12,099.54
730270	16,343.72
LAW ENFORCEMENT SPECIFIC SUPPLIES	16,343.72
730310	287.76
UNIFORMS	287.76
740110	3,110.80
IT SOFTWARE MAINTENANCE	3,110.80
740140	3,534.31
VEHICLE MAINTENANCE - CONTROLLED	3,534.31

740504	160.77
ONLINE SERVICES	160.77
740510	400.00
PROFESSIONAL DEVELOPMENT	400.00
740530	3,726.40
MOBILE PHONE AND DATA	3,726.40
740540	3,389.40
TRAVEL EXPENSE	3,389.40
740660	1,933.14
EQUIPMENT RENTAL	1,933.14
5400	742,840.96
710100	59,310.72
SALARY/OFFICIAL-DEPARTMENT HEAD	59,310.72
710110	425,629.61
SALARY/REGULAR	425,629.61
710130	529.83
SALARY/OVERTIME	529.83
710140	332.28
SALARY/CELL PHONE ALLOWANCE	332.28
720100	35,527.15
SOCIAL SECURITY	35,527.15
720110	134,739.41
EMPLOYEE INSURANCE	134,739.41
720120	60,919.82
RETIREMENT	60,919.82
720140	198.08
STATE UNEMPLOYMENT TAX	198.08
730100	3,594.34
OFFICE SUPPLIES	3,594.34
740512	821.69
PROFESSIONAL SERVICES	821.69
740518	(700.00)
PROFESSIONAL SERVICES-POLYGRAPH	(700.00)
740540	143.99
TRAVEL EXPENSE	143.99
740660	21,799.04
EQUIPMENT RENTAL	21,799.04
740790	(5.00)
ELECTRONIC MONITORING	(5.00)
5401	1,681,327.80
710110	1,085,868.39
SALARY/REGULAR	1,085,868.39
710130	6,873.53
SALARY/OVERTIME	6,873.53
710140	387.66
SALARY/CELL PHONE ALLOWANCE	387.66
720100	82,088.36
SOCIAL SECURITY	82,088.36
720110	311,006.64
EMPLOYEE INSURANCE	311,006.64
720120	137,078.34
RETIREMENT	137,078.34
720140	516.94
STATE UNEMPLOYMENT TAX	516.94

730100	489.66
OFFICE SUPPLIES	489.66
730140	6,216.18
JANITOR SUPPLIES	6,216.18
730160	2,490.07
CLOTHING	2,490.07
730220	11,268.70
REPLACEMENTS	11,268.70
730310	511.50
UNIFORMS	511.50
740120	7,500.00
MEDICAL SERVICES	7,500.00
740140	2,125.29
VEHICLE MAINTENANCE - CONTROLLED	2,125.29
740512	11,088.90
PROFESSIONAL SERVICES	11,088.90
730101	15,817.64
FOOD SUPPLIES	15,817.64
5402	10,319.06
730100	235.00
OFFICE SUPPLIES	235.00
740512	10,049.07
PROFESSIONAL SERVICES	10,049.07
740694	34.99
FOOD SERVICE	34.99
5500	1,880,044.25
710100	64,097.30
SALARY/OFFICIAL-DEPARTMENT HEAD	64,097.30
710110	1,465,698.92
SALARY/REGULAR	1,465,698.92
710130	3,540.91
SALARY/OVERTIME	3,540.91
710140	5,131.88
SALARY/CELL PHONE ALLOWANCE	5,131.88
720100	111,046.55
SOCIAL SECURITY	111,046.55
720120	192,924.52
RETIREMENT	192,924.52
720140	574.12
STATE UNEMPLOYMENT TAX	574.12
730100	708.40
OFFICE SUPPLIES	708.40
740640	22,261.60
CONTRACT SERVICES	22,261.60
740660	12,483.43
EQUIPMENT RENTAL	12,483.43
740100	1,576.62
IT HARDWARE MAINTENANCE	1,576.62
5600	78,232.43
730270	71,075.74
LAW ENFORCEMENT SPECIFIC SUPPLIES	71,075.74
730310	3,124.51
UNIFORMS	3,124.51
740570	2,295.20

ADVERTISING	2,295.20
760850	1,736.98
PASS THRU DISTRIBUTIONS	1,736.98
5602	52,519.75
740510	50,054.00
PROFESSIONAL DEVELOPMENT	50,054.00
740540	2,465.75
TRAVEL EXPENSE	2,465.75
6000	1,194,830.64
710100	81,673.68
SALARY/OFFICIAL-DEPARTMENT HEAD	81,673.68
710110	744,003.30
SALARY/REGULAR	744,003.30
710130	2,000.66
SALARY/OVERTIME	2,000.66
720100	59,561.89
SOCIAL SECURITY	59,561.89
720110	97,226.70
EMPLOYEE INSURANCE	97,226.70
720120	103,790.71
RETIREMENT	103,790.71
720140	117.00
STATE UNEMPLOYMENT TAX	117.00
730100	8,274.95
OFFICE SUPPLIES	8,274.95
740510	2,190.00
PROFESSIONAL DEVELOPMENT	2,190.00
740512	260.00
PROFESSIONAL SERVICES	260.00
740530	5,748.09
MOBILE PHONE AND DATA	5,748.09
740540	127.50
TRAVEL EXPENSE	127.50
740640	88,393.32
CONTRACT SERVICES	88,393.32
740660	3,539.52
EQUIPMENT RENTAL	3,539.52
790100	(2,078.88)
REIMBURSEMENTS CLEARING	(2,078.88)
740260	2.20
INTEREST ON CREDIT CARDS	2.20
6100	175,824.07
710110	102,863.70
SALARY/REGULAR	102,863.70
710130	4,193.96
SALARY/OVERTIME	4,193.96
720100	8,016.99
SOCIAL SECURITY	8,016.99
720110	20,836.32
EMPLOYEE INSURANCE	20,836.32
720120	13,424.99
RETIREMENT	13,424.99
720140	27.00
STATE UNEMPLOYMENT TAX	27.00

730100	7,505.15
OFFICE SUPPLIES	7,505.15
730140	89.93
JANITOR SUPPLIES	89.93
730220	2,080.67
REPLACEMENTS	2,080.67
730270	12,252.18
LAW ENFORCEMENT SPECIFIC SUPPLIES	12,252.18
740510	1,549.00
PROFESSIONAL DEVELOPMENT	1,549.00
740530	2,984.18
MOBILE PHONE AND DATA	2,984.18
6101	1,412,115.51
710110	986,248.79
SALARY/REGULAR	986,248.79
710130	10,885.81
SALARY/OVERTIME	10,885.81
720100	73,680.25
SOCIAL SECURITY	73,680.25
720110	210,620.33
EMPLOYEE INSURANCE	210,620.33
720120	125,040.49
RETIREMENT	125,040.49
720140	271.85
STATE UNEMPLOYMENT TAX	271.85
740510	664.00
PROFESSIONAL DEVELOPMENT	664.00
740540	3,084.62
TRAVEL EXPENSE	3,084.62
740640	116.97
CONTRACT SERVICES	116.97
740660	1,502.40
EQUIPMENT RENTAL	1,502.40
6201	1,509,668.99
710110	997,187.62
SALARY/REGULAR	997,187.62
710130	49,119.07
SALARY/OVERTIME	49,119.07
720100	78,053.53
SOCIAL SECURITY	78,053.53
720110	204,273.36
EMPLOYEE INSURANCE	204,273.36
720120	131,161.59
RETIREMENT	131,161.59
720140	268.73
STATE UNEMPLOYMENT TAX	268.73
730100	2,402.49
OFFICE SUPPLIES	2,402.49
740510	28,566.00
PROFESSIONAL DEVELOPMENT	28,566.00
740512	132.00
PROFESSIONAL SERVICES	132.00
740530	7,222.36
MOBILE PHONE AND DATA	7,222.36

740540	4,572.15
TRAVEL EXPENSE	4,572.15
740580	78.31
PRINTING	78.31
740640	46.30
CONTRACT SERVICES	46.30
740660	6,585.48
EQUIPMENT RENTAL	6,585.48
6202	965,844.46
710110	641,210.63
SALARY/REGULAR	641,210.63
710130	16,976.65
SALARY/OVERTIME	16,976.65
710150	2,750.00
SALARY/SPECIAL PAY	2,750.00
720100	49,185.36
SOCIAL SECURITY	49,185.36
720110	123,176.50
EMPLOYEE INSURANCE	123,176.50
720120	82,881.57
RETIREMENT	82,881.57
720140	162.00
STATE UNEMPLOYMENT TAX	162.00
730100	1,005.86
OFFICE SUPPLIES	1,005.86
730270	351.91
LAW ENFORCEMENT SPECIFIC SUPPLIES	351.91
740504	2,881.00
ONLINE SERVICES	2,881.00
740510	2,000.00
PROFESSIONAL DEVELOPMENT	2,000.00
740512	25.00
PROFESSIONAL SERVICES	25.00
740530	7,559.02
MOBILE PHONE AND DATA	7,559.02
740540	3,131.40
TRAVEL EXPENSE	3,131.40
740640	3,735.70
CONTRACT SERVICES	3,735.70
740656	25,514.00
RENT AND LEASES	25,514.00
740660	3,297.86
EQUIPMENT RENTAL	3,297.86
6300	196,638.52
710110	94,061.40
SALARY/REGULAR	94,061.40
710130	45,047.67
SALARY/OVERTIME	45,047.67
720100	10,351.45
SOCIAL SECURITY	10,351.45
720110	13,890.88
EMPLOYEE INSURANCE	13,890.88
720120	17,444.28
RETIREMENT	17,444.28

720140	18.00
STATE UNEMPLOYMENT TAX	18.00
740530	580.92
MOBILE PHONE AND DATA	580.92
750600	15,243.92
CAPITAL OUTLAY-VEHICLES	15,243.92
790100	-
REIMBURSEMENTS CLEARING	-
6301	5,498,601.61
710110	3,671,695.74
SALARY/REGULAR	3,671,695.74
710130	99,558.15
SALARY/OVERTIME	99,558.15
710150	26,600.00
SALARY/SPECIAL PAY	26,600.00
720100	282,574.25
SOCIAL SECURITY	282,574.25
720110	863,157.11
EMPLOYEE INSURANCE	863,157.11
720120	476,251.14
RETIREMENT	476,251.14
720140	935.62
STATE UNEMPLOYMENT TAX	935.62
730100	5,808.65
OFFICE SUPPLIES	5,808.65
730240	9,137.99
FUEL - CONTROLLED	9,137.99
730270	5,989.40
LAW ENFORCEMENT SPECIFIC SUPPLIES	5,989.40
740510	7,048.00
PROFESSIONAL DEVELOPMENT	7,048.00
740530	28,539.29
MOBILE PHONE AND DATA	28,539.29
740580	5,155.63
PRINTING	5,155.63
740660	13,980.64
EQUIPMENT RENTAL	13,980.64
750600	2,170.00
CAPITAL OUTLAY-VEHICLES	2,170.00
6302	4,240,673.87
710110	2,843,159.57
SALARY/REGULAR	2,843,159.57
710130	67,445.12
SALARY/OVERTIME	67,445.12
710150	16,500.00
SALARY/SPECIAL PAY	16,500.00
720100	216,597.83
SOCIAL SECURITY	216,597.83
720110	650,474.33
EMPLOYEE INSURANCE	650,474.33
720120	367,126.51
RETIREMENT	367,126.51
720140	876.45
STATE UNEMPLOYMENT TAX	876.45

730100	7,646.15
OFFICE SUPPLIES	7,646.15
730130	11,650.99
ESTRAY EXPENSE	11,650.99
730240	11,566.85
FUEL - CONTROLLED	11,566.85
730270	3,165.21
LAW ENFORCEMENT SPECIFIC SUPPLIES	3,165.21
740510	6,277.00
PROFESSIONAL DEVELOPMENT	6,277.00
740512	410.00
PROFESSIONAL SERVICES	410.00
740530	22,840.71
MOBILE PHONE AND DATA	22,840.71
740540	76.50
TRAVEL EXPENSE	76.50
740580	4,065.25
PRINTING	4,065.25
740640	24.40
CONTRACT SERVICES	24.40
740660	10,771.00
EQUIPMENT RENTAL	10,771.00
6303	5,341,194.04
710110	3,179,163.18
SALARY/REGULAR	3,179,163.18
710130	401,730.06
SALARY/OVERTIME	401,730.06
710150	15,200.00
SALARY/SPECIAL PAY	15,200.00
720100	268,014.76
SOCIAL SECURITY	268,014.76
720110	722,439.98
EMPLOYEE INSURANCE	722,439.98
720120	450,962.28
RETIREMENT	450,962.28
720140	971.09
STATE UNEMPLOYMENT TAX	971.09
730100	2,529.70
OFFICE SUPPLIES	2,529.70
730240	31,582.58
FUEL - CONTROLLED	31,582.58
730270	28,137.56
LAW ENFORCEMENT SPECIFIC SUPPLIES	28,137.56
740530	23,669.12
MOBILE PHONE AND DATA	23,669.12
740580	367.00
PRINTING	367.00
740640	15.60
CONTRACT SERVICES	15.60
740660	6,797.38
EQUIPMENT RENTAL	6,797.38
750600	209,613.75
CAPITAL OUTLAY-VEHICLES	209,613.75
6401	2,701,255.88

710110	1,667,999.14
SALARY/REGULAR	1,667,999.14
710130	158,692.03
SALARY/OVERTIME	158,692.03
720100	136,329.70
SOCIAL SECURITY	136,329.70
720110	492,487.59
EMPLOYEE INSURANCE	492,487.59
720120	229,067.25
RETIREMENT	229,067.25
720140	762.46
STATE UNEMPLOYMENT TAX	762.46
730100	4,438.58
OFFICE SUPPLIES	4,438.58
730320	663.50
IT HARDWARE	663.50
740510	2,052.00
PROFESSIONAL DEVELOPMENT	2,052.00
740530	1,391.01
MOBILE PHONE AND DATA	1,391.01
740540	1,529.61
TRAVEL EXPENSE	1,529.61
740580	1,108.37
PRINTING	1,108.37
740660	4,734.64
EQUIPMENT RENTAL	4,734.64
6402	1,250,523.85
710110	679,627.91
SALARY/REGULAR	679,627.91
710130	41,823.45
SALARY/OVERTIME	41,823.45
720100	53,623.93
SOCIAL SECURITY	53,623.93
720110	150,844.69
EMPLOYEE INSURANCE	150,844.69
720120	90,470.01
RETIREMENT	90,470.01
720140	200.91
STATE UNEMPLOYMENT TAX	200.91
730100	6,095.99
OFFICE SUPPLIES	6,095.99
730220	3,471.35
REPLACEMENTS	3,471.35
730270	13,815.68
LAW ENFORCEMENT SPECIFIC SUPPLIES	13,815.68
740110	122,372.52
IT SOFTWARE MAINTENANCE	122,372.52
740390	27,407.19
FORENSIC SERVICES - CONTROLLED	27,407.19
740510	16,997.00
PROFESSIONAL DEVELOPMENT	16,997.00
740512	18,598.00
PROFESSIONAL SERVICES	18,598.00
740530	3,686.07

MOBILE PHONE AND DATA	3,686.07
740540	7,538.38
TRAVEL EXPENSE	7,538.38
740640	8,718.49
CONTRACT SERVICES	8,718.49
740660	5,232.28
EQUIPMENT RENTAL	5,232.28
6403	1,411,840.46
710110	292,332.56
SALARY/REGULAR	292,332.56
710130	3,465.90
SALARY/OVERTIME	3,465.90
720100	22,021.55
SOCIAL SECURITY	22,021.55
720110	81,503.86
EMPLOYEE INSURANCE	81,503.86
720120	37,093.26
RETIREMENT	37,093.26
720140	111.66
STATE UNEMPLOYMENT TAX	111.66
730100	1,461.57
OFFICE SUPPLIES	1,461.57
730220	1,379.19
REPLACEMENTS	1,379.19
730240	504,966.16
FUEL - CONTROLLED	504,966.16
730250	1,536.47
SHOP SUPPLIES	1,536.47
730260	312,663.56
VEHICLE SUPPLIES	312,663.56
730320	-
IT HARDWARE	-
740110	4,111.82
IT SOFTWARE MAINTENANCE	4,111.82
740140	33,537.43
VEHICLE MAINTENANCE - CONTROLLED	33,537.43
740510	1,908.00
PROFESSIONAL DEVELOPMENT	1,908.00
740512	11,730.79
PROFESSIONAL SERVICES	11,730.79
740530	994.03
MOBILE PHONE AND DATA	994.03
740640	2,182.24
CONTRACT SERVICES	2,182.24
740660	2,856.84
EQUIPMENT RENTAL	2,856.84
750400	35,174.34
CAPITAL OUTLAY-FURNITURE FIXTURES AND EQUIPMENT	35,174.34
750600	60,809.23
CAPITAL OUTLAY-VEHICLES	60,809.23
790100	-
REIMBURSEMENTS CLEARING	-
6404	524,350.65
710110	318,087.32

SALARY/REGULAR	318,087.32
710130	10,975.47
SALARY/OVERTIME	10,975.47
720100	24,154.33
SOCIAL SECURITY	24,154.33
720110	114,751.14
EMPLOYEE INSURANCE	114,751.14
720120	41,264.45
RETIREMENT	41,264.45
720140	142.93
STATE UNEMPLOYMENT TAX	142.93
730100	2,744.71
OFFICE SUPPLIES	2,744.71
740510	159.00
PROFESSIONAL DEVELOPMENT	159.00
740512	9.21
PROFESSIONAL SERVICES	9.21
740524	180.00
PROFESSIONAL SERVICES-INTERPRETER	180.00
740530	1,125.72
MOBILE PHONE AND DATA	1,125.72
740540	952.20
TRAVEL EXPENSE	952.20
740580	25.05
PRINTING	25.05
740660	9,779.12
EQUIPMENT RENTAL	9,779.12
6405	509,327.71
710110	226,199.55
SALARY/REGULAR	226,199.55
710130	1,548.02
SALARY/OVERTIME	1,548.02
720100	16,919.23
SOCIAL SECURITY	16,919.23
720110	56,787.12
EMPLOYEE INSURANCE	56,787.12
720120	28,559.55
RETIREMENT	28,559.55
720140	71.83
STATE UNEMPLOYMENT TAX	71.83
730100	745.02
OFFICE SUPPLIES	745.02
730220	-
REPLACEMENTS	-
730250	15,237.77
SHOP SUPPLIES	15,237.77
740504	8,460.00
ONLINE SERVICES	8,460.00
740510	1,149.00
PROFESSIONAL DEVELOPMENT	1,149.00
740512	1,070.71
PROFESSIONAL SERVICES	1,070.71
740530	1,725.42
MOBILE PHONE AND DATA	1,725.42

740540	1,059.90
TRAVEL EXPENSE	1,059.90
740640	50,747.87
CONTRACT SERVICES	50,747.87
740660	110,233.71
EQUIPMENT RENTAL	110,233.71
790100	(11,186.99)
REIMBURSEMENTS CLEARING	(11,186.99)
6406	405,957.31
710110	230,793.13
SALARY/REGULAR	230,793.13
710130	342.88
SALARY/OVERTIME	342.88
720100	17,091.23
SOCIAL SECURITY	17,091.23
720110	62,508.96
EMPLOYEE INSURANCE	62,508.96
720120	28,984.33
RETIREMENT	28,984.33
720140	78.77
STATE UNEMPLOYMENT TAX	78.77
730100	132.04
OFFICE SUPPLIES	132.04
740504	55,392.95
ONLINE SERVICES	55,392.95
740510	2,085.00
PROFESSIONAL DEVELOPMENT	2,085.00
740512	2,140.94
PROFESSIONAL SERVICES	2,140.94
740530	971.89
MOBILE PHONE AND DATA	971.89
740540	3,364.49
TRAVEL EXPENSE	3,364.49
740660	2,070.70
EQUIPMENT RENTAL	2,070.70
6407	807,333.51
710110	327,229.64
SALARY/REGULAR	327,229.64
710130	5,817.04
SALARY/OVERTIME	5,817.04
720100	24,823.55
SOCIAL SECURITY	24,823.55
720110	62,508.96
EMPLOYEE INSURANCE	62,508.96
720120	41,764.18
RETIREMENT	41,764.18
720140	81.00
STATE UNEMPLOYMENT TAX	81.00
730100	2,540.00
OFFICE SUPPLIES	2,540.00
730270	942.95
LAW ENFORCEMENT SPECIFIC SUPPLIES	942.95
730310	193,977.73
UNIFORMS	193,977.73

740504	26,343.66
ONLINE SERVICES	26,343.66
740510	7,433.95
PROFESSIONAL DEVELOPMENT	7,433.95
740530	1,746.84
MOBILE PHONE AND DATA	1,746.84
740540	3,077.78
TRAVEL EXPENSE	3,077.78
740660	7,968.76
EQUIPMENT RENTAL	7,968.76
730101	341.21
FOOD SUPPLIES	341.21
730360	100,736.26
ARMORY EXPENSE	100,736.26
6408	880,418.14
710110	251,081.51
SALARY/REGULAR	251,081.51
710130	5,289.53
SALARY/OVERTIME	5,289.53
720100	18,801.82
SOCIAL SECURITY	18,801.82
720110	69,449.67
EMPLOYEE INSURANCE	69,449.67
720120	32,148.86
RETIREMENT	32,148.86
720140	90.00
STATE UNEMPLOYMENT TAX	90.00
730100	301.65
OFFICE SUPPLIES	301.65
730220	80,753.13
REPLACEMENTS	80,753.13
730250	5,325.90
SHOP SUPPLIES	5,325.90
730270	26,060.00
LAW ENFORCEMENT SPECIFIC SUPPLIES	26,060.00
740512	95,224.95
PROFESSIONAL SERVICES	95,224.95
740530	1,723.72
MOBILE PHONE AND DATA	1,723.72
740640	56,378.99
CONTRACT SERVICES	56,378.99
740660	5,136.87
EQUIPMENT RENTAL	5,136.87
740750	206,127.85
REMODEL	206,127.85
740625	26,523.69
REFUSE COLLECTION - CONTROLLED	26,523.69
6500	752,538.78
710110	477,600.60
SALARY/REGULAR	477,600.60
710130	684.64
SALARY/OVERTIME	684.64
720100	35,955.48
SOCIAL SECURITY	35,955.48

720110	103,081.71
EMPLOYEE INSURANCE	103,081.71
720120	60,135.69
RETIREMENT	60,135.69
720140	134.83
STATE UNEMPLOYMENT TAX	134.83
730100	1,946.17
OFFICE SUPPLIES	1,946.17
730270	198.96
LAW ENFORCEMENT SPECIFIC SUPPLIES	198.96
740110	23,544.80
IT SOFTWARE MAINTENANCE	23,544.80
740420	1,710.67
COURIER SERVICE	1,710.67
740504	11,700.00
ONLINE SERVICES	11,700.00
740510	1,809.00
PROFESSIONAL DEVELOPMENT	1,809.00
740512	10,196.87
PROFESSIONAL SERVICES	10,196.87
740530	3,600.93
MOBILE PHONE AND DATA	3,600.93
740540	1,248.08
TRAVEL EXPENSE	1,248.08
740570	505.00
ADVERTISING	505.00
740580	1,017.50
PRINTING	1,017.50
740660	11,358.85
EQUIPMENT RENTAL	11,358.85
740680	6,109.00
MEMBERSHIP/ASSOCIATION DUES	6,109.00
6501	332,274.60
710110	236,033.28
SALARY/REGULAR	236,033.28
710130	907.44
SALARY/OVERTIME	907.44
720100	17,583.59
SOCIAL SECURITY	17,583.59
720110	39,223.72
EMPLOYEE INSURANCE	39,223.72
720120	29,712.91
RETIREMENT	29,712.91
720140	53.83
STATE UNEMPLOYMENT TAX	53.83
730100	838.34
OFFICE SUPPLIES	838.34
740510	1,200.00
PROFESSIONAL DEVELOPMENT	1,200.00
740512	40.04
PROFESSIONAL SERVICES	40.04
740530	1,005.10
MOBILE PHONE AND DATA	1,005.10
740540	4,074.15

TRAVEL EXPENSE	4,074.15
740660	1,602.20
EQUIPMENT RENTAL	1,602.20
6503	101,723.37
710110	55,295.41
SALARY/REGULAR	55,295.41
720100	4,091.02
SOCIAL SECURITY	4,091.02
720110	13,278.65
EMPLOYEE INSURANCE	13,278.65
720120	6,934.13
RETIREMENT	6,934.13
720140	18.00
STATE UNEMPLOYMENT TAX	18.00
730320	16,477.35
IT HARDWARE	16,477.35
740510	3,150.00
PROFESSIONAL DEVELOPMENT	3,150.00
740512	508.79
PROFESSIONAL SERVICES	508.79
740530	189.97
MOBILE PHONE AND DATA	189.97
740540	1,780.05
TRAVEL EXPENSE	1,780.05
6601	13,291,169.86
710110	5,842,603.26
SALARY/REGULAR	5,842,603.26
710130	406,456.35
SALARY/OVERTIME	406,456.35
710150	7,710.00
SALARY/SPECIAL PAY	7,710.00
720100	466,675.68
SOCIAL SECURITY	466,675.68
720110	1,742,778.59
EMPLOYEE INSURANCE	1,742,778.59
720120	784,596.66
RETIREMENT	784,596.66
720140	2,379.53
STATE UNEMPLOYMENT TAX	2,379.53
730100	20,784.34
OFFICE SUPPLIES	20,784.34
730140	31,252.08
JANITOR SUPPLIES	31,252.08
730220	4,290.52
REPLACEMENTS	4,290.52
730270	2,559.66
LAW ENFORCEMENT SPECIFIC SUPPLIES	2,559.66
730390	982.55
MEDICAL SUPPLIES	982.55
740120	3,179,976.61
MEDICAL SERVICES	3,179,976.61
740510	15,592.00
PROFESSIONAL DEVELOPMENT	15,592.00
740512	538.34

PROFESSIONAL SERVICES	538.34
740530	8,536.42
MOBILE PHONE AND DATA	8,536.42
740540	1,899.43
TRAVEL EXPENSE	1,899.43
740560	35,677.21
TRANSPORTATION	35,677.21
740580	1,510.23
PRINTING	1,510.23
740626	54,221.15
TELEPHONE-INMATE SERVICES - CONTROLLED	54,221.15
740660	29,823.02
EQUIPMENT RENTAL	29,823.02
740694	656,103.33
FOOD SERVICE	656,103.33
790100	(5,777.10)
REIMBURSEMENTS CLEARING	(5,777.10)
7100	2,735,019.62
710100	64,201.94
SALARY/OFFICIAL-DEPARTMENT HEAD	64,201.94
710110	1,650,325.60
SALARY/REGULAR	1,650,325.60
710130	18,049.40
SALARY/OVERTIME	18,049.40
710140	8,003.32
SALARY/CELL PHONE ALLOWANCE	8,003.32
710150	5,500.00
SALARY/SPECIAL PAY	5,500.00
720100	130,147.48
SOCIAL SECURITY	130,147.48
720110	343,096.14
EMPLOYEE INSURANCE	343,096.14
720120	218,958.43
RETIREMENT	218,958.43
720140	472.74
STATE UNEMPLOYMENT TAX	472.74
730100	6,263.67
OFFICE SUPPLIES	6,263.67
730220	9,493.42
REPLACEMENTS	9,493.42
730230	26,744.32
MARINE/AIR EXPENSE	26,744.32
730240	79,305.45
FUEL - CONTROLLED	79,305.45
730260	2,491.96
VEHICLE SUPPLIES	2,491.96
730270	45,726.76
LAW ENFORCEMENT SPECIFIC SUPPLIES	45,726.76
730280	2,157.99
CANINE EXPENSES	2,157.99
730310	11,492.21
UNIFORMS	11,492.21
730320	8,963.18
IT HARDWARE	8,963.18

730330	6,100.00
IT SOFTWARE	6,100.00
740140	29,007.72
VEHICLE MAINTENANCE - CONTROLLED	29,007.72
740504	1,323.30
ONLINE SERVICES	1,323.30
740510	8,387.31
PROFESSIONAL DEVELOPMENT	8,387.31
740512	19,215.00
PROFESSIONAL SERVICES	19,215.00
740518	-
PROFESSIONAL SERVICES-POLYGRAPH	-
740530	7,615.62
MOBILE PHONE AND DATA	7,615.62
740540	1,554.10
TRAVEL EXPENSE	1,554.10
740580	258.81
PRINTING	258.81
740640	1,224.98
CONTRACT SERVICES	1,224.98
740660	10,595.22
EQUIPMENT RENTAL	10,595.22
740680	475.00
MEMBERSHIP/ASSOCIATION DUES	475.00
730360	14,521.92
ARMORY EXPENSE	14,521.92
740145	3,346.63
EQUIPMENT MAINTENANCE/REPAIR - CONTROLLED	3,346.63
7200	1,280,268.79
710100	64,201.94
SALARY/OFFICIAL-DEPARTMENT HEAD	64,201.94
710110	761,910.14
SALARY/REGULAR	761,910.14
710130	15,815.41
SALARY/OVERTIME	15,815.41
710140	36.92
SALARY/CELL PHONE ALLOWANCE	36.92
710150	660.00
SALARY/SPECIAL PAY	660.00
720100	62,771.08
SOCIAL SECURITY	62,771.08
720110	164,311.89
EMPLOYEE INSURANCE	164,311.89
720120	105,664.97
RETIREMENT	105,664.97
720140	202.79
STATE UNEMPLOYMENT TAX	202.79
730100	6,750.51
OFFICE SUPPLIES	6,750.51
730240	24,818.47
FUEL - CONTROLLED	24,818.47
730260	225.00
VEHICLE SUPPLIES	225.00
730262	2,881.59

RADIO SUPPLIES	2,881.59
730270	10,501.10
LAW ENFORCEMENT SPECIFIC SUPPLIES	10,501.10
730310	7,857.13
UNIFORMS	7,857.13
730370	139.02
PERIODICALS	139.02
740140	12,307.05
VEHICLE MAINTENANCE - CONTROLLED	12,307.05
740420	44.85
COURIER SERVICE	44.85
740504	1,453.00
ONLINE SERVICES	1,453.00
740510	3,175.97
PROFESSIONAL DEVELOPMENT	3,175.97
740530	11,615.27
MOBILE PHONE AND DATA	11,615.27
740540	3,959.75
TRAVEL EXPENSE	3,959.75
740580	1,093.00
PRINTING	1,093.00
740640	801.34
CONTRACT SERVICES	801.34
740660	14,482.74
EQUIPMENT RENTAL	14,482.74
740680	70.00
MEMBERSHIP/ASSOCIATION DUES	70.00
730360	2,517.86
ARMORY EXPENSE	2,517.86
7300	3,155,978.45
710100	64,201.94
SALARY/OFFICIAL-DEPARTMENT HEAD	64,201.94
710110	1,998,328.75
SALARY/REGULAR	1,998,328.75
710130	15,324.88
SALARY/OVERTIME	15,324.88
710150	6,220.00
SALARY/SPECIAL PAY	6,220.00
720100	155,492.32
SOCIAL SECURITY	155,492.32
720110	406,707.06
EMPLOYEE INSURANCE	406,707.06
720120	261,343.33
RETIREMENT	261,343.33
720140	623.97
STATE UNEMPLOYMENT TAX	623.97
730100	1,191.83
OFFICE SUPPLIES	1,191.83
730240	85,972.87
FUEL - CONTROLLED	85,972.87
730260	7,298.63
VEHICLE SUPPLIES	7,298.63
730270	23,887.71
LAW ENFORCEMENT SPECIFIC SUPPLIES	23,887.71

730280	3,275.74
CANINE EXPENSES	3,275.74
730310	22,478.62
UNIFORMS	22,478.62
730320	6,844.98
IT HARDWARE	6,844.98
730330	4,896.81
IT SOFTWARE	4,896.81
740140	49,386.65
VEHICLE MAINTENANCE - CONTROLLED	49,386.65
740510	4,880.00
PROFESSIONAL DEVELOPMENT	4,880.00
740530	24,632.57
MOBILE PHONE AND DATA	24,632.57
740540	1,072.80
TRAVEL EXPENSE	1,072.80
740580	3,549.46
PRINTING	3,549.46
740640	2,800.00
CONTRACT SERVICES	2,800.00
740660	4,821.88
EQUIPMENT RENTAL	4,821.88
740680	750.00
MEMBERSHIP/ASSOCIATION DUES	750.00
790100	(4.35)
REIMBURSEMENTS CLEARING	(4.35)
7400	2,581,826.01
710100	64,201.94
SALARY/OFFICIAL-DEPARTMENT HEAD	64,201.94
710110	1,551,904.99
SALARY/REGULAR	1,551,904.99
710130	24,977.13
SALARY/OVERTIME	24,977.13
710150	13,460.00
SALARY/SPECIAL PAY	13,460.00
720100	122,557.98
SOCIAL SECURITY	122,557.98
720110	345,575.77
EMPLOYEE INSURANCE	345,575.77
720120	207,412.02
RETIREMENT	207,412.02
720140	485.44
STATE UNEMPLOYMENT TAX	485.44
730230	2,390.84
MARINE/AIR EXPENSE	2,390.84
730240	79,551.61
FUEL - CONTROLLED	79,551.61
730270	52,347.81
LAW ENFORCEMENT SPECIFIC SUPPLIES	52,347.81
730280	944.43
CANINE EXPENSES	944.43
730310	20,046.33
UNIFORMS	20,046.33
740140	28,429.47

VEHICLE MAINTENANCE - CONTROLLED	28,429.47
740510	4,908.00
PROFESSIONAL DEVELOPMENT	4,908.00
740512	406.23
PROFESSIONAL SERVICES	406.23
740530	18,825.38
MOBILE PHONE AND DATA	18,825.38
740540	8,806.93
TRAVEL EXPENSE	8,806.93
740580	1,139.33
PRINTING	1,139.33
740640	1,750.00
CONTRACT SERVICES	1,750.00
740656	6,327.99
RENT AND LEASES	6,327.99
740660	21,146.54
EQUIPMENT RENTAL	21,146.54
790100	-
REIMBURSEMENTS CLEARING	-
730360	4,229.85
ARMORY EXPENSE	4,229.85
7500	2,493,523.63
710100	64,201.94
SALARY/OFFICIAL-DEPARTMENT HEAD	64,201.94
710110	1,565,510.47
SALARY/REGULAR	1,565,510.47
710130	437.96
SALARY/OVERTIME	437.96
710140	5,298.02
SALARY/CELL PHONE ALLOWANCE	5,298.02
710150	11,550.00
SALARY/SPECIAL PAY	11,550.00
720100	122,576.90
SOCIAL SECURITY	122,576.90
720110	345,506.42
EMPLOYEE INSURANCE	345,506.42
720120	206,533.34
RETIREMENT	206,533.34
720140	464.74
STATE UNEMPLOYMENT TAX	464.74
730100	2,079.58
OFFICE SUPPLIES	2,079.58
730240	36,089.14
FUEL - CONTROLLED	36,089.14
730250	338.59
SHOP SUPPLIES	338.59
730270	44,703.05
LAW ENFORCEMENT SPECIFIC SUPPLIES	44,703.05
730280	1,796.20
CANINE EXPENSES	1,796.20
730310	6,105.61
UNIFORMS	6,105.61
730320	301.75
IT HARDWARE	301.75

740140	14,242.55
VEHICLE MAINTENANCE - CONTROLLED	14,242.55
740510	5,122.60
PROFESSIONAL DEVELOPMENT	5,122.60
740512	1,206.68
PROFESSIONAL SERVICES	1,206.68
740530	11,038.02
MOBILE PHONE AND DATA	11,038.02
740540	5,695.60
TRAVEL EXPENSE	5,695.60
740580	483.08
PRINTING	483.08
740640	6,650.00
CONTRACT SERVICES	6,650.00
740660	4,225.48
EQUIPMENT RENTAL	4,225.48
740680	2,170.00
MEMBERSHIP/ASSOCIATION DUES	2,170.00
750600	29,195.91
CAPITAL OUTLAY-VEHICLES	29,195.91
8100	512,849.30
710110	34,680.24
SALARY/REGULAR	34,680.24
710130	811.09
SALARY/OVERTIME	811.09
720100	2,587.40
SOCIAL SECURITY	2,587.40
720110	7,493.45
EMPLOYEE INSURANCE	7,493.45
720120	4,450.61
RETIREMENT	4,450.61
720140	9.00
STATE UNEMPLOYMENT TAX	9.00
740170	134,292.00
PETIT JURORS	134,292.00
740220	7,500.00
LEGAL/LITIGATION COSTS	7,500.00
740290	1,209.89
OTHER LITIGATION-APPOINTED ATTORNEY	1,209.89
740310	67,671.25
APPOINTED ATTORNEY-CIVIL	67,671.25
740470	76,010.00
EXPERT WITNESS	76,010.00
740484	25,055.45
COURT REPORTER TRANSCRIPT	25,055.45
740504	293.88
ONLINE SERVICES	293.88
740510	350.00
PROFESSIONAL DEVELOPMENT	350.00
740524	116,598.79
PROFESSIONAL SERVICES-INTERPRETER	116,598.79
740530	37.99
MOBILE PHONE AND DATA	37.99
740540	82.75

TRAVEL EXPENSE	82.75
740560	111.10
TRANSPORTATION	111.10
740640	19,580.32
CONTRACT SERVICES	19,580.32
740692	3,665.20
DA WITNESS EXPENSE	3,665.20
740694	11,706.69
FOOD SERVICE	11,706.69
740740	-
BANK SERVICE CHARGES	-
790100	(1,347.80)
REIMBURSEMENTS CLEARING	(1,347.80)
8101	2,370,252.14
740270	2,071,871.95
APPOINTED ATTORNEY	2,071,871.95
740290	5,557.86
OTHER LITIGATION-APPOINTED ATTORNEY	5,557.86
740370	75,000.00
APPOINTED ATTORNEY-JUVENILE	75,000.00
740460	95,757.84
INVESTIGATOR	95,757.84
740470	86,954.49
EXPERT WITNESS	86,954.49
740484	32,610.00
COURT REPORTER TRANSCRIPT	32,610.00
740512	2,500.00
PROFESSIONAL SERVICES	2,500.00
790100	-
REIMBURSEMENTS CLEARING	-
8102	486,611.80
740290	87.80
OTHER LITIGATION-APPOINTED ATTORNEY	87.80
740310	486,524.00
APPOINTED ATTORNEY-CIVIL	486,524.00
8103	262,534.75
710100	25,040.28
SALARY/OFFICIAL-DEPARTMENT HEAD	25,040.28
710110	154,697.98
SALARY/REGULAR	154,697.98
710130	140.32
SALARY/OVERTIME	140.32
720100	13,445.30
SOCIAL SECURITY	13,445.30
720110	42,582.33
EMPLOYEE INSURANCE	42,582.33
720120	22,556.80
RETIREMENT	22,556.80
720140	99.68
STATE UNEMPLOYMENT TAX	99.68
730100	860.85
OFFICE SUPPLIES	860.85
730330	60.00
IT SOFTWARE	60.00

740530	1,175.26
MOBILE PHONE AND DATA	1,175.26
740570	123.00
ADVERTISING	123.00
740640	102.99
CONTRACT SERVICES	102.99
740660	1,646.97
EQUIPMENT RENTAL	1,646.97
790100	-
REIMBURSEMENTS CLEARING	-
730101	2.99
FOOD SUPPLIES	2.99
8210	241,149.98
710100	75,523.00
SALARY/OFFICIAL-DEPARTMENT HEAD	75,523.00
710110	102,445.94
SALARY/REGULAR	102,445.94
720100	10,678.27
SOCIAL SECURITY	10,678.27
720110	26,360.40
EMPLOYEE INSURANCE	26,360.40
720120	22,317.28
RETIREMENT	22,317.28
720140	33.60
STATE UNEMPLOYMENT TAX	33.60
730100	489.96
OFFICE SUPPLIES	489.96
740510	75.00
PROFESSIONAL DEVELOPMENT	75.00
740540	964.75
TRAVEL EXPENSE	964.75
740640	2,025.36
CONTRACT SERVICES	2,025.36
740694	236.42
FOOD SERVICE	236.42
8220	439,188.44
710100	79,561.50
SALARY/OFFICIAL-DEPARTMENT HEAD	79,561.50
710110	240,145.63
SALARY/REGULAR	240,145.63
710130	-
SALARY/OVERTIME	-
720100	21,532.20
SOCIAL SECURITY	21,532.20
720110	53,111.59
EMPLOYEE INSURANCE	53,111.59
720120	40,091.26
RETIREMENT	40,091.26
720140	63.00
STATE UNEMPLOYMENT TAX	63.00
730100	1,209.05
OFFICE SUPPLIES	1,209.05
740510	1,314.96
PROFESSIONAL DEVELOPMENT	1,314.96

740530	145.41
MOBILE PHONE AND DATA	145.41
740660	2,013.84
EQUIPMENT RENTAL	2,013.84
8230	360,167.74
710100	66,423.06
SALARY/OFFICIAL-DEPARTMENT HEAD	66,423.06
710110	192,997.65
SALARY/REGULAR	192,997.65
720100	18,665.69
SOCIAL SECURITY	18,665.69
720110	40,451.11
EMPLOYEE INSURANCE	40,451.11
720120	32,531.32
RETIREMENT	32,531.32
720140	49.12
STATE UNEMPLOYMENT TAX	49.12
730100	3,794.40
OFFICE SUPPLIES	3,794.40
740510	650.00
PROFESSIONAL DEVELOPMENT	650.00
740580	490.00
PRINTING	490.00
740660	3,465.24
EQUIPMENT RENTAL	3,465.24
740680	75.00
MEMBERSHIP/ASSOCIATION DUES	75.00
740694	595.15
FOOD SERVICE	595.15
790100	(20.00)
REIMBURSEMENTS CLEARING	(20.00)
8240	265,414.44
710100	75,523.00
SALARY/OFFICIAL-DEPARTMENT HEAD	75,523.00
710110	121,375.64
SALARY/REGULAR	121,375.64
710130	21.40
SALARY/OVERTIME	21.40
720100	12,132.21
SOCIAL SECURITY	12,132.21
720110	27,012.96
EMPLOYEE INSURANCE	27,012.96
720120	24,693.72
RETIREMENT	24,693.72
720140	43.30
STATE UNEMPLOYMENT TAX	43.30
730100	489.79
OFFICE SUPPLIES	489.79
740510	75.00
PROFESSIONAL DEVELOPMENT	75.00
740540	713.00
TRAVEL EXPENSE	713.00
740640	407.63
CONTRACT SERVICES	407.63

740660	2,853.02
EQUIPMENT RENTAL	2,853.02
740694	65.88
FOOD SERVICE	65.88
740260	7.89
INTEREST ON CREDIT CARDS	7.89
8250	248,826.46
710100	81,823.06
SALARY/OFFICIAL-DEPARTMENT HEAD	81,823.06
710110	99,178.02
SALARY/REGULAR	99,178.02
710130	47.02
SALARY/OVERTIME	47.02
720100	11,012.49
SOCIAL SECURITY	11,012.49
720110	27,781.76
EMPLOYEE INSURANCE	27,781.76
720120	22,703.36
RETIREMENT	22,703.36
720140	27.00
STATE UNEMPLOYMENT TAX	27.00
730100	730.79
OFFICE SUPPLIES	730.79
740530	21.25
MOBILE PHONE AND DATA	21.25
740540	1,142.88
TRAVEL EXPENSE	1,142.88
740640	318.28
CONTRACT SERVICES	318.28
740660	4,037.12
EQUIPMENT RENTAL	4,037.12
740260	3.43
INTEREST ON CREDIT CARDS	3.43
8310	176,472.52
710100	6,916.65
SALARY/OFFICIAL-DEPARTMENT HEAD	6,916.65
710110	110,814.32
SALARY/REGULAR	110,814.32
710130	51.03
SALARY/OVERTIME	51.03
710140	406.12
SALARY/CELL PHONE ALLOWANCE	406.12
720100	8,864.21
SOCIAL SECURITY	8,864.21
720110	28,407.45
EMPLOYEE INSURANCE	28,407.45
720120	14,820.72
RETIREMENT	14,820.72
720140	27.00
STATE UNEMPLOYMENT TAX	27.00
730100	1,215.11
OFFICE SUPPLIES	1,215.11
740510	695.00
PROFESSIONAL DEVELOPMENT	695.00

740660	4,427.17
EQUIPMENT RENTAL	4,427.17
740680	75.00
MEMBERSHIP/ASSOCIATION DUES	75.00
790100	(247.26)
REIMBURSEMENTS CLEARING	(247.26)
8320	336,451.98
710100	6,916.65
SALARY/OFFICIAL-DEPARTMENT HEAD	6,916.65
710110	226,179.71
SALARY/REGULAR	226,179.71
720100	17,467.81
SOCIAL SECURITY	17,467.81
720110	47,973.64
EMPLOYEE INSURANCE	47,973.64
720120	29,230.17
RETIREMENT	29,230.17
720140	54.48
STATE UNEMPLOYMENT TAX	54.48
730100	784.07
OFFICE SUPPLIES	784.07
740510	1,014.00
PROFESSIONAL DEVELOPMENT	1,014.00
740530	-
MOBILE PHONE AND DATA	-
740540	1,026.15
TRAVEL EXPENSE	1,026.15
740640	503.04
CONTRACT SERVICES	503.04
740660	5,268.24
EQUIPMENT RENTAL	5,268.24
740694	-
FOOD SERVICE	-
740250	34.02
PENALTY/LATE CHARGE	34.02
8330	306,645.97
710100	6,916.65
SALARY/OFFICIAL-DEPARTMENT HEAD	6,916.65
710110	210,660.28
SALARY/REGULAR	210,660.28
720100	16,211.95
SOCIAL SECURITY	16,211.95
720110	39,672.97
EMPLOYEE INSURANCE	39,672.97
720120	27,284.16
RETIREMENT	27,284.16
720140	47.01
STATE UNEMPLOYMENT TAX	47.01
730100	1,204.09
OFFICE SUPPLIES	1,204.09
740510	150.00
PROFESSIONAL DEVELOPMENT	150.00
740540	1,497.30
TRAVEL EXPENSE	1,497.30

740640	3,001.56
CONTRACT SERVICES	3,001.56
8340	209,766.03
710100	6,916.65
SALARY/OFFICIAL-DEPARTMENT HEAD	6,916.65
710110	135,111.74
SALARY/REGULAR	135,111.74
720100	10,552.35
SOCIAL SECURITY	10,552.35
720110	28,407.45
EMPLOYEE INSURANCE	28,407.45
720120	17,810.32
RETIREMENT	17,810.32
720140	37.71
STATE UNEMPLOYMENT TAX	37.71
730100	394.28
OFFICE SUPPLIES	394.28
740510	2,636.46
PROFESSIONAL DEVELOPMENT	2,636.46
740530	542.65
MOBILE PHONE AND DATA	542.65
740580	1,152.00
PRINTING	1,152.00
740640	5,802.64
CONTRACT SERVICES	5,802.64
740680	150.00
MEMBERSHIP/ASSOCIATION DUES	150.00
740694	182.85
FOOD SERVICE	182.85
740740	68.93
BANK SERVICE CHARGES	68.93
790100	-
REIMBURSEMENTS CLEARING	-
8350	307,168.17
710100	6,916.65
SALARY/OFFICIAL-DEPARTMENT HEAD	6,916.65
710110	210,805.40
SALARY/REGULAR	210,805.40
720100	16,160.38
SOCIAL SECURITY	16,160.38
720110	40,397.42
EMPLOYEE INSURANCE	40,397.42
720120	27,302.55
RETIREMENT	27,302.55
720140	46.97
STATE UNEMPLOYMENT TAX	46.97
730100	1,842.94
OFFICE SUPPLIES	1,842.94
740510	150.00
PROFESSIONAL DEVELOPMENT	150.00
740540	1,351.21
TRAVEL EXPENSE	1,351.21
740660	2,982.80
EQUIPMENT RENTAL	2,982.80

790100	(788.15)
REIMBURSEMENTS CLEARING	(788.15)
8360	328,047.96
710100	6,916.65
SALARY/OFFICIAL-DEPARTMENT HEAD	6,916.65
710110	224,904.70
SALARY/REGULAR	224,904.70
720100	17,328.43
SOCIAL SECURITY	17,328.43
720110	42,298.33
EMPLOYEE INSURANCE	42,298.33
720120	29,070.37
RETIREMENT	29,070.37
720140	45.00
STATE UNEMPLOYMENT TAX	45.00
730100	2,891.24
OFFICE SUPPLIES	2,891.24
740504	120.00
ONLINE SERVICES	120.00
740510	125.00
PROFESSIONAL DEVELOPMENT	125.00
740540	913.10
TRAVEL EXPENSE	913.10
740580	358.00
PRINTING	358.00
740660	3,103.04
EQUIPMENT RENTAL	3,103.04
790100	(25.90)
REIMBURSEMENTS CLEARING	(25.90)
8370	238,325.47
710100	6,916.65
SALARY/OFFICIAL-DEPARTMENT HEAD	6,916.65
710110	161,683.35
SALARY/REGULAR	161,683.35
710130	1,225.64
SALARY/OVERTIME	1,225.64
720100	12,657.03
SOCIAL SECURITY	12,657.03
720110	32,846.55
EMPLOYEE INSURANCE	32,846.55
720120	21,296.02
RETIREMENT	21,296.02
720140	37.30
STATE UNEMPLOYMENT TAX	37.30
730100	473.49
OFFICE SUPPLIES	473.49
740510	1,188.45
PROFESSIONAL DEVELOPMENT	1,188.45
740660	4.83
EQUIPMENT RENTAL	4.83
790100	(3.84)
REIMBURSEMENTS CLEARING	(3.84)
8401	226,435.67
710100	35,354.00

SALARY/OFFICIAL-DEPARTMENT HEAD	35,354.00
710110	47,088.84
SALARY/REGULAR	47,088.84
720100	6,116.93
SOCIAL SECURITY	6,116.93
720110	20,836.32
EMPLOYEE INSURANCE	20,836.32
720120	10,338.38
RETIREMENT	10,338.38
720140	26.72
STATE UNEMPLOYMENT TAX	26.72
730100	1,816.80
OFFICE SUPPLIES	1,816.80
740512	59,015.00
PROFESSIONAL SERVICES	59,015.00
740516	44,374.84
PROFESSIONAL SERVICES-URINALYSIS	44,374.84
740660	1,107.84
EQUIPMENT RENTAL	1,107.84
740145	360.00
EQUIPMENT MAINTENANCE/REPAIR - CONTROLLED	360.00
8402	113,853.64
710110	23,566.42
SALARY/REGULAR	23,566.42
720100	1,792.57
SOCIAL SECURITY	1,792.57
720110	6,945.44
EMPLOYEE INSURANCE	6,945.44
720120	2,955.26
RETIREMENT	2,955.26
720140	9.00
STATE UNEMPLOYMENT TAX	9.00
730100	4,320.13
OFFICE SUPPLIES	4,320.13
740512	40,112.00
PROFESSIONAL SERVICES	40,112.00
740516	34,152.82
PROFESSIONAL SERVICES-URINALYSIS	34,152.82
8403	165,849.16
710110	105,677.43
SALARY/REGULAR	105,677.43
720100	7,702.02
SOCIAL SECURITY	7,702.02
720110	34,046.45
EMPLOYEE INSURANCE	34,046.45
720120	13,252.00
RETIREMENT	13,252.00
720140	41.09
STATE UNEMPLOYMENT TAX	41.09
730100	806.72
OFFICE SUPPLIES	806.72
730330	149.90
IT SOFTWARE	149.90
740510	309.84

PROFESSIONAL DEVELOPMENT	309.84
740660	3,863.71
EQUIPMENT RENTAL	3,863.71
8510	436,361.64
710100	59,208.60
SALARY/OFFICIAL-DEPARTMENT HEAD	59,208.60
710110	218,559.76
SALARY/REGULAR	218,559.76
720100	20,804.88
SOCIAL SECURITY	20,804.88
720110	61,280.63
EMPLOYEE INSURANCE	61,280.63
720120	34,929.89
RETIREMENT	34,929.89
720140	88.73
STATE UNEMPLOYMENT TAX	88.73
730100	2,884.61
OFFICE SUPPLIES	2,884.61
740140	1,315.83
VEHICLE MAINTENANCE - CONTROLLED	1,315.83
740510	1,605.00
PROFESSIONAL DEVELOPMENT	1,605.00
740512	2,050.02
PROFESSIONAL SERVICES	2,050.02
740560	1,680.00
TRANSPORTATION	1,680.00
740580	810.00
PRINTING	810.00
740644	24,502.57
COLLECTION SERVICES	24,502.57
740660	6,481.12
EQUIPMENT RENTAL	6,481.12
740680	160.00
MEMBERSHIP/ASSOCIATION DUES	160.00
8520	278,196.92
710100	62,169.14
SALARY/OFFICIAL-DEPARTMENT HEAD	62,169.14
710110	107,525.63
SALARY/REGULAR	107,525.63
710130	93.70
SALARY/OVERTIME	93.70
720100	12,705.47
SOCIAL SECURITY	12,705.47
720110	37,173.54
EMPLOYEE INSURANCE	37,173.54
720120	21,379.98
RETIREMENT	21,379.98
720140	43.91
STATE UNEMPLOYMENT TAX	43.91
730100	2,279.41
OFFICE SUPPLIES	2,279.41
730240	284.15
FUEL - CONTROLLED	284.15
730320	-

IT HARDWARE	-
740140	120.74
VEHICLE MAINTENANCE - CONTROLLED	120.74
740510	715.00
PROFESSIONAL DEVELOPMENT	715.00
740512	-
PROFESSIONAL SERVICES	-
740530	532.80
MOBILE PHONE AND DATA	532.80
740640	142.36
CONTRACT SERVICES	142.36
740644	29,725.33
COLLECTION SERVICES	29,725.33
740660	3,115.76
EQUIPMENT RENTAL	3,115.76
740680	190.00
MEMBERSHIP/ASSOCIATION DUES	190.00
8530	540,865.33
710100	62,169.14
SALARY/OFFICIAL-DEPARTMENT HEAD	62,169.14
710110	290,179.69
SALARY/REGULAR	290,179.69
710130	10,731.76
SALARY/OVERTIME	10,731.76
710140	609.18
SALARY/CELL PHONE ALLOWANCE	609.18
720100	27,150.87
SOCIAL SECURITY	27,150.87
720110	97,214.69
EMPLOYEE INSURANCE	97,214.69
720120	45,696.97
RETIREMENT	45,696.97
720140	125.03
STATE UNEMPLOYMENT TAX	125.03
730100	1,694.57
OFFICE SUPPLIES	1,694.57
740140	467.21
VEHICLE MAINTENANCE - CONTROLLED	467.21
740510	480.00
PROFESSIONAL DEVELOPMENT	480.00
740512	132.00
PROFESSIONAL SERVICES	132.00
740540	761.36
TRAVEL EXPENSE	761.36
740560	476.57
TRANSPORTATION	476.57
740660	2,861.29
EQUIPMENT RENTAL	2,861.29
740680	115.00
MEMBERSHIP/ASSOCIATION DUES	115.00
8540	448,729.04
710100	62,169.14
SALARY/OFFICIAL-DEPARTMENT HEAD	62,169.14
710110	213,219.51

SALARY/REGULAR	213,219.51
710140	-
SALARY/CELL PHONE ALLOWANCE	-
720100	20,355.31
SOCIAL SECURITY	20,355.31
720110	79,657.71
EMPLOYEE INSURANCE	79,657.71
720120	34,533.78
RETIREMENT	34,533.78
720140	93.04
STATE UNEMPLOYMENT TAX	93.04
730100	2,020.30
OFFICE SUPPLIES	2,020.30
740560	815.00
TRANSPORTATION	815.00
740580	1,512.77
PRINTING	1,512.77
740640	945.86
CONTRACT SERVICES	945.86
740644	29,475.80
COLLECTION SERVICES	29,475.80
740660	3,815.82
EQUIPMENT RENTAL	3,815.82
740680	115.00
MEMBERSHIP/ASSOCIATION DUES	115.00
8550	278,317.14
710100	62,169.14
SALARY/OFFICIAL-DEPARTMENT HEAD	62,169.14
710110	117,588.44
SALARY/REGULAR	117,588.44
710130	124.40
SALARY/OVERTIME	124.40
720100	13,636.32
SOCIAL SECURITY	13,636.32
720110	34,725.91
EMPLOYEE INSURANCE	34,725.91
720120	22,557.27
RETIREMENT	22,557.27
720140	51.95
STATE UNEMPLOYMENT TAX	51.95
730100	2,877.67
OFFICE SUPPLIES	2,877.67
730110	756.00
POSTAGE	756.00
740510	260.00
PROFESSIONAL DEVELOPMENT	260.00
740530	799.76
MOBILE PHONE AND DATA	799.76
740540	328.46
TRAVEL EXPENSE	328.46
740640	3,042.24
CONTRACT SERVICES	3,042.24
740644	19,139.62
COLLECTION SERVICES	19,139.62

740660	99.96
EQUIPMENT RENTAL	99.96
740680	160.00
MEMBERSHIP/ASSOCIATION DUES	160.00
6502	271,196.99
710110	180,487.29
SALARY/REGULAR	180,487.29
710130	-
SALARY/OVERTIME	-
720100	13,129.92
SOCIAL SECURITY	13,129.92
720110	48,001.12
EMPLOYEE INSURANCE	48,001.12
720120	22,633.10
RETIREMENT	22,633.10
720140	63.00
STATE UNEMPLOYMENT TAX	63.00
730100	731.07
OFFICE SUPPLIES	731.07
740510	2,100.00
PROFESSIONAL DEVELOPMENT	2,100.00
740512	-
PROFESSIONAL SERVICES	-
740530	591.99
MOBILE PHONE AND DATA	591.99
740660	3,459.50
EQUIPMENT RENTAL	3,459.50
3702	30.95
730100	30.95
OFFICE SUPPLIES	30.95
730220	-
REPLACEMENTS	-
8380	290,093.40
710100	6,916.65
SALARY/OFFICIAL-DEPARTMENT HEAD	6,916.65
710110	191,254.87
SALARY/REGULAR	191,254.87
720100	14,610.19
SOCIAL SECURITY	14,610.19
720110	42,814.05
EMPLOYEE INSURANCE	42,814.05
720120	24,850.65
RETIREMENT	24,850.65
720140	45.00
STATE UNEMPLOYMENT TAX	45.00
730100	4,983.79
OFFICE SUPPLIES	4,983.79
740510	1,804.37
PROFESSIONAL DEVELOPMENT	1,804.37
740540	1,139.25
TRAVEL EXPENSE	1,139.25
740640	1,756.70
CONTRACT SERVICES	1,756.70
790100	(82.12)

REIMBURSEMENTS CLEARING	(82.12)
6108	212,451.33
730270	14,015.06
LAW ENFORCEMENT SPECIFIC SUPPLIES	14,015.06
730360	198,436.27
ARMORY EXPENSE	198,436.27
6106	239,598.76
710110	144,899.20
SALARY/REGULAR	144,899.20
710130	754.21
SALARY/OVERTIME	754.21
710150	13,500.00
SALARY/SPECIAL PAY	13,500.00
720100	11,856.50
SOCIAL SECURITY	11,856.50
720110	34,114.97
EMPLOYEE INSURANCE	34,114.97
720120	19,957.93
RETIREMENT	19,957.93
720140	45.00
STATE UNEMPLOYMENT TAX	45.00
730270	-
LAW ENFORCEMENT SPECIFIC SUPPLIES	-
730280	2,158.97
CANINE EXPENSES	2,158.97
740110	980.00
IT SOFTWARE MAINTENANCE	980.00
740510	7,625.00
PROFESSIONAL DEVELOPMENT	7,625.00
740512	607.60
PROFESSIONAL SERVICES	607.60
740530	1,906.88
MOBILE PHONE AND DATA	1,906.88
740540	892.50
TRAVEL EXPENSE	892.50
740640	300.00
CONTRACT SERVICES	300.00
6102	710,833.53
710110	446,488.05
SALARY/REGULAR	446,488.05
710130	32,203.40
SALARY/OVERTIME	32,203.40
720100	35,995.61
SOCIAL SECURITY	35,995.61
720110	87,821.63
EMPLOYEE INSURANCE	87,821.63
720120	60,027.90
RETIREMENT	60,027.90
720140	113.47
STATE UNEMPLOYMENT TAX	113.47
730270	398.21
LAW ENFORCEMENT SPECIFIC SUPPLIES	398.21
740510	28,992.00
PROFESSIONAL DEVELOPMENT	28,992.00

740530	6,124.34
MOBILE PHONE AND DATA	6,124.34
740540	10,487.12
TRAVEL EXPENSE	10,487.12
740660	2,181.80
EQUIPMENT RENTAL	2,181.80
6105	53,129.97
710110	32,199.23
SALARY/REGULAR	32,199.23
720100	2,430.26
SOCIAL SECURITY	2,430.26
720110	6,945.44
EMPLOYEE INSURANCE	6,945.44
720120	4,037.77
RETIREMENT	4,037.77
720140	9.00
STATE UNEMPLOYMENT TAX	9.00
730270	920.07
LAW ENFORCEMENT SPECIFIC SUPPLIES	920.07
740140	4,782.76
VEHICLE MAINTENANCE - CONTROLLED	4,782.76
740530	605.44
MOBILE PHONE AND DATA	605.44
740656	1,200.00
RENT AND LEASES	1,200.00
6109	254,491.59
710110	167,371.37
SALARY/REGULAR	167,371.37
710130	13,210.78
SALARY/OVERTIME	13,210.78
720100	13,454.79
SOCIAL SECURITY	13,454.79
720110	32,066.01
EMPLOYEE INSURANCE	32,066.01
720120	22,644.98
RETIREMENT	22,644.98
720140	39.85
STATE UNEMPLOYMENT TAX	39.85
730270	47.11
LAW ENFORCEMENT SPECIFIC SUPPLIES	47.11
740510	1,550.00
PROFESSIONAL DEVELOPMENT	1,550.00
740530	1,445.58
MOBILE PHONE AND DATA	1,445.58
740660	2,661.12
EQUIPMENT RENTAL	2,661.12
6103	8,937.13
710110	-
SALARY/REGULAR	-
720100	0.07
SOCIAL SECURITY	0.07
720120	(0.00)
RETIREMENT	(0.00)
730270	85.89

LAW ENFORCEMENT SPECIFIC SUPPLIES	85.89
740510	500.00
PROFESSIONAL DEVELOPMENT	500.00
740530	1,565.82
MOBILE PHONE AND DATA	1,565.82
740540	6,785.35
TRAVEL EXPENSE	6,785.35
6107	1,320.34
710130	1,099.30
SALARY/OVERTIME	1,099.30
720100	83.18
SOCIAL SECURITY	83.18
720120	137.86
RETIREMENT	137.86
3242	7,500.00
740640	7,500.00
CONTRACT SERVICES	7,500.00
3800	254,384.14
710100	58,305.62
SALARY/OFFICIAL-DEPARTMENT HEAD	58,305.62
710110	119,311.91
SALARY/REGULAR	119,311.91
710130	1,926.58
SALARY/OVERTIME	1,926.58
710140	406.12
SALARY/CELL PHONE ALLOWANCE	406.12
720100	13,360.59
SOCIAL SECURITY	13,360.59
720110	34,722.47
EMPLOYEE INSURANCE	34,722.47
720120	22,643.21
RETIREMENT	22,643.21
720140	45.00
STATE UNEMPLOYMENT TAX	45.00
730100	1,172.11
OFFICE SUPPLIES	1,172.11
740140	25.50
VEHICLE MAINTENANCE - CONTROLLED	25.50
740530	134.80
MOBILE PHONE AND DATA	134.80
740540	513.36
TRAVEL EXPENSE	513.36
740660	1,816.87
EQUIPMENT RENTAL	1,816.87
6104	4,834.91
710110	114.24
SALARY/REGULAR	114.24
710130	784.62
SALARY/OVERTIME	784.62
720100	67.79
SOCIAL SECURITY	67.79
720120	112.71
RETIREMENT	112.71
740510	2,190.00

PROFESSIONAL DEVELOPMENT	2,190.00
740540	1,565.55
TRAVEL EXPENSE	1,565.55
8260	292,522.42
710100	60,384.60
SALARY/OFFICIAL-DEPARTMENT HEAD	60,384.60
710110	150,434.40
SALARY/REGULAR	150,434.40
720100	15,862.50
SOCIAL SECURITY	15,862.50
720110	32,877.61
EMPLOYEE INSURANCE	32,877.61
720120	26,436.71
RETIREMENT	26,436.71
720140	45.00
STATE UNEMPLOYMENT TAX	45.00
730100	1,010.22
OFFICE SUPPLIES	1,010.22
740510	725.00
PROFESSIONAL DEVELOPMENT	725.00
740540	1,646.81
TRAVEL EXPENSE	1,646.81
740640	61.94
CONTRACT SERVICES	61.94
740660	3,041.47
EQUIPMENT RENTAL	3,041.47
740694	193.37
FOOD SERVICE	193.37
790100	(197.21)
REIMBURSEMENTS CLEARING	(197.21)
8000	79,224.18
710100	26,653.88
SALARY/OFFICIAL-DEPARTMENT HEAD	26,653.88
710110	33,973.06
SALARY/REGULAR	33,973.06
720100	4,622.29
SOCIAL SECURITY	4,622.29
720110	6,354.41
EMPLOYEE INSURANCE	6,354.41
720120	7,602.54
RETIREMENT	7,602.54
720140	18.00
STATE UNEMPLOYMENT TAX	18.00
4401	18,005.00
740640	18,005.00
CONTRACT SERVICES	18,005.00
200	16,899,561.29
ROAD AND BRIDGE	16,899,561.29
2600	151,969.70
730100	2,179.53
OFFICE SUPPLIES	2,179.53
730240	6,128.93
FUEL - CONTROLLED	6,128.93
730250	4,769.87

SHOP SUPPLIES	4,769.87
740140	20,483.36
VEHICLE MAINTENANCE - CONTROLLED	20,483.36
740510	2,175.00
PROFESSIONAL DEVELOPMENT	2,175.00
740512	13,141.70
PROFESSIONAL SERVICES	13,141.70
740540	1,218.75
TRAVEL EXPENSE	1,218.75
740650	101,872.56
SIGN AND SIGNAL MAINTENANCE	101,872.56
7500	12,460.00
730270	12,460.00
LAW ENFORCEMENT SPECIFIC SUPPLIES	12,460.00
9000	7,399.04
750800	7,399.04
MAJOR PROJECTS	7,399.04
9100	3,590,082.82
710100	82,641.90
SALARY/OFFICIAL-DEPARTMENT HEAD	82,641.90
710110	1,385,459.66
SALARY/REGULAR	1,385,459.66
710130	62,312.10
SALARY/OVERTIME	62,312.10
710140	479.96
SALARY/CELL PHONE ALLOWANCE	479.96
720100	112,745.97
SOCIAL SECURITY	112,745.97
720110	409,361.15
EMPLOYEE INSURANCE	409,361.15
720120	192,915.06
RETIREMENT	192,915.06
720140	516.67
STATE UNEMPLOYMENT TAX	516.67
730100	7,110.86
OFFICE SUPPLIES	7,110.86
730140	1,817.55
JANITOR SUPPLIES	1,817.55
730180	12,264.00
CULVERTS	12,264.00
730190	249,522.75
ROAD MATERIALS	249,522.75
730200	76,432.78
CRUSHED CONCRETE/REJECT	76,432.78
730240	169,149.49
FUEL - CONTROLLED	169,149.49
730250	68,120.03
SHOP SUPPLIES	68,120.03
730260	105,518.90
VEHICLE SUPPLIES	105,518.90
730270	35,520.85
LAW ENFORCEMENT SPECIFIC SUPPLIES	35,520.85
730310	14,255.65
UNIFORMS	14,255.65

730390	277.15
MEDICAL SUPPLIES	277.15
740140	50,515.33
VEHICLE MAINTENANCE - CONTROLLED	50,515.33
740150	64,916.50
LANDSCAPE MAINTENANCE	64,916.50
740510	1,187.58
PROFESSIONAL DEVELOPMENT	1,187.58
740512	133,785.83
PROFESSIONAL SERVICES	133,785.83
740530	4,362.11
MOBILE PHONE AND DATA	4,362.11
740540	69.38
TRAVEL EXPENSE	69.38
740640	47,253.79
CONTRACT SERVICES	47,253.79
740650	42,433.41
SIGN AND SIGNAL MAINTENANCE	42,433.41
740660	24,373.90
EQUIPMENT RENTAL	24,373.90
750600	55,925.00
CAPITAL OUTLAY-VEHICLES	55,925.00
750800	175,032.50
MAJOR PROJECTS	175,032.50
790100	(1,473.70)
REIMBURSEMENTS CLEARING	(1,473.70)
760400	240.60
DEPRECIATION EQUIPMENT	240.60
740145	5,038.11
EQUIPMENT MAINTENANCE/REPAIR - CONTROLLED	5,038.11
9200	2,839,074.04
710100	82,641.90
SALARY/OFFICIAL-DEPARTMENT HEAD	82,641.90
710110	1,013,555.55
SALARY/REGULAR	1,013,555.55
710130	493.62
SALARY/OVERTIME	493.62
710140	710.82
SALARY/CELL PHONE ALLOWANCE	710.82
720100	79,679.76
SOCIAL SECURITY	79,679.76
720110	280,723.06
EMPLOYEE INSURANCE	280,723.06
720120	138,342.99
RETIREMENT	138,342.99
720140	367.38
STATE UNEMPLOYMENT TAX	367.38
730100	5,879.33
OFFICE SUPPLIES	5,879.33
730180	15,814.20
CULVERTS	15,814.20
730190	500,236.03
ROAD MATERIALS	500,236.03
730220	2,146.75

REPLACEMENTS	2,146.75
730240	106,413.78
FUEL - CONTROLLED	106,413.78
730250	94,973.77
SHOP SUPPLIES	94,973.77
730260	92,269.60
VEHICLE SUPPLIES	92,269.60
730270	-
LAW ENFORCEMENT SPECIFIC SUPPLIES	-
730310	7,916.53
UNIFORMS	7,916.53
740510	(377.91)
PROFESSIONAL DEVELOPMENT	(377.91)
740512	147,318.47
PROFESSIONAL SERVICES	147,318.47
740530	3,987.85
MOBILE PHONE AND DATA	3,987.85
740640	8,681.05
CONTRACT SERVICES	8,681.05
740650	11,167.60
SIGN AND SIGNAL MAINTENANCE	11,167.60
740660	1,538.46
EQUIPMENT RENTAL	1,538.46
750400	92,271.00
CAPITAL OUTLAY-FURNITURE FIXTURES AND EQUIPMENT	92,271.00
750600	152,572.45
CAPITAL OUTLAY-VEHICLES	152,572.45
790100	(250.00)
REIMBURSEMENTS CLEARING	(250.00)
9300	3,680,933.78
710100	82,641.90
SALARY/OFFICIAL-DEPARTMENT HEAD	82,641.90
710110	679,118.02
SALARY/REGULAR	679,118.02
710130	28,399.35
SALARY/OVERTIME	28,399.35
710140	2,579.93
SALARY/CELL PHONE ALLOWANCE	2,579.93
720100	57,098.07
SOCIAL SECURITY	57,098.07
720110	163,081.61
EMPLOYEE INSURANCE	163,081.61
720120	99,733.71
RETIREMENT	99,733.71
720140	244.89
STATE UNEMPLOYMENT TAX	244.89
730100	4,303.95
OFFICE SUPPLIES	4,303.95
730190	521,261.84
ROAD MATERIALS	521,261.84
730200	10,080.27
CRUSHED CONCRETE/REJECT	10,080.27
730240	36,545.91
FUEL - CONTROLLED	36,545.91

730250	18,218.91
SHOP SUPPLIES	18,218.91
730260	38,190.06
VEHICLE SUPPLIES	38,190.06
730270	1,336.64
LAW ENFORCEMENT SPECIFIC SUPPLIES	1,336.64
730300	28,000.00
COMMUNITY AWARENESS SUPPLIES	28,000.00
730310	1,583.43
UNIFORMS	1,583.43
730320	7,334.59
IT HARDWARE	7,334.59
730350	8,747.21
AGRICULTURE SUPPLIES	8,747.21
740140	75,834.47
VEHICLE MAINTENANCE - CONTROLLED	75,834.47
740150	4,257.34
LANDSCAPE MAINTENANCE	4,257.34
740430	182,864.52
STRIPING/SEALANT SERVICES	182,864.52
740440	96,325.80
CONCRETE/CURB REPAIR	96,325.80
740504	8,258.06
ONLINE SERVICES	8,258.06
740510	747.51
PROFESSIONAL DEVELOPMENT	747.51
740512	181,633.10
PROFESSIONAL SERVICES	181,633.10
740530	6,813.25
MOBILE PHONE AND DATA	6,813.25
740540	1,929.86
TRAVEL EXPENSE	1,929.86
740580	6,269.01
PRINTING	6,269.01
740640	2,258.31
CONTRACT SERVICES	2,258.31
740650	185,028.59
SIGN AND SIGNAL MAINTENANCE	185,028.59
740656	29,400.00
RENT AND LEASES	29,400.00
740660	10,542.08
EQUIPMENT RENTAL	10,542.08
740680	114.44
MEMBERSHIP/ASSOCIATION DUES	114.44
750200	75,446.18
CAPITAL OUTLAY-LAND	75,446.18
750400	77,593.50
CAPITAL OUTLAY-FURNITURE FIXTURES AND EQUIPMENT	77,593.50
750600	739,905.13
CAPITAL OUTLAY-VEHICLES	739,905.13
750800	162,545.17
MAJOR PROJECTS	162,545.17
790100	(20,287.41)
REIMBURSEMENTS CLEARING	(20,287.41)

730101	436.08
FOOD SUPPLIES	436.08
740520	64,518.50
PLANNING/MANAGEMENT	64,518.50
9400	2,666,066.20
710100	82,641.88
SALARY/OFFICIAL-DEPARTMENT HEAD	82,641.88
710110	1,186,882.16
SALARY/REGULAR	1,186,882.16
710130	71,588.37
SALARY/OVERTIME	71,588.37
710140	258.44
SALARY/CELL PHONE ALLOWANCE	258.44
720100	98,861.81
SOCIAL SECURITY	98,861.81
720110	343,836.07
EMPLOYEE INSURANCE	343,836.07
720120	169,399.50
RETIREMENT	169,399.50
720140	443.39
STATE UNEMPLOYMENT TAX	443.39
730100	7,559.51
OFFICE SUPPLIES	7,559.51
730110	7.85
POSTAGE	7.85
730180	51,589.92
CULVERTS	51,589.92
730190	78,173.70
ROAD MATERIALS	78,173.70
730200	117,920.04
CRUSHED CONCRETE/REJECT	117,920.04
730220	5,938.10
REPLACEMENTS	5,938.10
730240	197,080.82
FUEL - CONTROLLED	197,080.82
730250	25,779.18
SHOP SUPPLIES	25,779.18
730260	83,968.76
VEHICLE SUPPLIES	83,968.76
730310	6,917.95
UNIFORMS	6,917.95
730330	2,114.73
IT SOFTWARE	2,114.73
730350	25,740.81
AGRICULTURE SUPPLIES	25,740.81
740140	20,954.11
VEHICLE MAINTENANCE - CONTROLLED	20,954.11
740150	27,437.55
LANDSCAPE MAINTENANCE	27,437.55
740410	4,886.80
TOLLS	4,886.80
740430	17,149.60
STRIPING/SEALANT SERVICES	17,149.60
740440	20,608.40

CONCRETE/CURB REPAIR	20,608.40
740510	320.00
PROFESSIONAL DEVELOPMENT	320.00
740512	21,559.91
PROFESSIONAL SERVICES	21,559.91
740530	10,727.50
MOBILE PHONE AND DATA	10,727.50
740540	322.07
TRAVEL EXPENSE	322.07
740550	17,013.25
SAFETY PROGRAM	17,013.25
740622	811.20
GAS - CONTROLLED	811.20
740640	5,539.28
CONTRACT SERVICES	5,539.28
740650	17,531.16
SIGN AND SIGNAL MAINTENANCE	17,531.16
740660	7,980.08
EQUIPMENT RENTAL	7,980.08
740680	75.00
MEMBERSHIP/ASSOCIATION DUES	75.00
740930	2,029.63
DAMAGE REPAIRS	2,029.63
750600	47,689.79
CAPITAL OUTLAY-VEHICLES	47,689.79
750800	41,219.88
MAJOR PROJECTS	41,219.88
790100	(154,492.00)
REIMBURSEMENTS CLEARING	(154,492.00)
9500	1,071,986.19
710100	105,927.82
SALARY/OFFICIAL-DEPARTMENT HEAD	105,927.82
710110	591,435.14
SALARY/REGULAR	591,435.14
710140	2,711.44
SALARY/CELL PHONE ALLOWANCE	2,711.44
720100	52,496.19
SOCIAL SECURITY	52,496.19
720110	115,072.97
EMPLOYEE INSURANCE	115,072.97
720120	87,826.43
RETIREMENT	87,826.43
720140	171.00
STATE UNEMPLOYMENT TAX	171.00
730100	2,565.06
OFFICE SUPPLIES	2,565.06
730320	2,066.00
IT HARDWARE	2,066.00
740140	9.25
VEHICLE MAINTENANCE - CONTROLLED	9.25
740512	62,300.00
PROFESSIONAL SERVICES	62,300.00
740540	1,639.37
TRAVEL EXPENSE	1,639.37

740660	3,428.52
EQUIPMENT RENTAL	3,428.52
750600	44,337.00
CAPITAL OUTLAY-VEHICLES	44,337.00
9107	130,701.15
710110	65,923.08
SALARY/REGULAR	65,923.08
710130	9,747.10
SALARY/OVERTIME	9,747.10
720100	5,773.83
SOCIAL SECURITY	5,773.83
720110	13,890.88
EMPLOYEE INSURANCE	13,890.88
720120	9,489.05
RETIREMENT	9,489.05
720140	30.46
STATE UNEMPLOYMENT TAX	30.46
730100	66.57
OFFICE SUPPLIES	66.57
730250	1,655.08
SHOP SUPPLIES	1,655.08
730310	207.60
UNIFORMS	207.60
740150	7,650.00
LANDSCAPE MAINTENANCE	7,650.00
740512	5,800.96
PROFESSIONAL SERVICES	5,800.96
740640	10,448.54
CONTRACT SERVICES	10,448.54
740660	18.00
EQUIPMENT RENTAL	18.00
9109	189,247.24
710110	115,894.45
SALARY/REGULAR	115,894.45
710130	546.71
SALARY/OVERTIME	546.71
720100	8,767.76
SOCIAL SECURITY	8,767.76
720110	32,126.43
EMPLOYEE INSURANCE	32,126.43
720120	14,601.75
RETIREMENT	14,601.75
720140	46.62
STATE UNEMPLOYMENT TAX	46.62
730250	170.00
SHOP SUPPLIES	170.00
730310	308.95
UNIFORMS	308.95
730390	167.75
MEDICAL SUPPLIES	167.75
740512	984.00
PROFESSIONAL SERVICES	984.00
740640	15,632.82
CONTRACT SERVICES	15,632.82

9407	518,785.14
710110	284,168.86
SALARY/REGULAR	284,168.86
710130	11,705.99
SALARY/OVERTIME	11,705.99
720100	22,372.84
SOCIAL SECURITY	22,372.84
720110	99,682.36
EMPLOYEE INSURANCE	99,682.36
720120	37,324.19
RETIREMENT	37,324.19
720140	131.31
STATE UNEMPLOYMENT TAX	131.31
730100	38.97
OFFICE SUPPLIES	38.97
730140	14,625.54
JANITOR SUPPLIES	14,625.54
730190	400.00
ROAD MATERIALS	400.00
730220	239.64
REPLACEMENTS	239.64
730250	8,778.12
SHOP SUPPLIES	8,778.12
730260	6,767.99
VEHICLE SUPPLIES	6,767.99
730310	2,574.50
UNIFORMS	2,574.50
730350	496.40
AGRICULTURE SUPPLIES	496.40
740140	784.50
VEHICLE MAINTENANCE - CONTROLLED	784.50
740150	3,228.59
LANDSCAPE MAINTENANCE	3,228.59
740410	700.00
TOLLS	700.00
740510	335.00
PROFESSIONAL DEVELOPMENT	335.00
740512	2,974.73
PROFESSIONAL SERVICES	2,974.73
740530	1,361.48
MOBILE PHONE AND DATA	1,361.48
740622	1,539.00
GAS - CONTROLLED	1,539.00
740640	16,733.35
CONTRACT SERVICES	16,733.35
740654	1,148.15
COMMUNITY BUILDING/VOTING BOX	1,148.15
740660	520.00
EQUIPMENT RENTAL	520.00
740680	153.63
MEMBERSHIP/ASSOCIATION DUES	153.63
9309	512,249.01
710110	200,122.44
SALARY/REGULAR	200,122.44

710130	18,719.91
SALARY/OVERTIME	18,719.91
710140	1,116.94
SALARY/CELL PHONE ALLOWANCE	1,116.94
720100	16,566.78
SOCIAL SECURITY	16,566.78
720110	56,787.98
EMPLOYEE INSURANCE	56,787.98
720120	27,582.91
RETIREMENT	27,582.91
720140	72.32
STATE UNEMPLOYMENT TAX	72.32
730100	2,450.42
OFFICE SUPPLIES	2,450.42
730250	2,342.95
SHOP SUPPLIES	2,342.95
730310	924.11
UNIFORMS	924.11
740512	63,085.13
PROFESSIONAL SERVICES	63,085.13
740640	122,400.18
CONTRACT SERVICES	122,400.18
740680	76.94
MEMBERSHIP/ASSOCIATION DUES	76.94
9307	225,712.65
710110	97,072.85
SALARY/REGULAR	97,072.85
710130	1,382.07
SALARY/OVERTIME	1,382.07
720100	7,381.83
SOCIAL SECURITY	7,381.83
720110	27,781.76
EMPLOYEE INSURANCE	27,781.76
720120	12,346.26
RETIREMENT	12,346.26
720140	34.96
STATE UNEMPLOYMENT TAX	34.96
730100	16,770.28
OFFICE SUPPLIES	16,770.28
740512	59,394.62
PROFESSIONAL SERVICES	59,394.62
740640	786.13
CONTRACT SERVICES	786.13
740660	2,761.89
EQUIPMENT RENTAL	2,761.89
9408	188,807.87
710110	107,293.74
SALARY/REGULAR	107,293.74
710130	2,031.48
SALARY/OVERTIME	2,031.48
720100	8,239.79
SOCIAL SECURITY	8,239.79
720110	32,729.46
EMPLOYEE INSURANCE	32,729.46

720120	13,709.42
RETIREMENT	13,709.42
720140	39.64
STATE UNEMPLOYMENT TAX	39.64
730100	51.00
OFFICE SUPPLIES	51.00
730140	100.40
JANITOR SUPPLIES	100.40
730250	421.98
SHOP SUPPLIES	421.98
740512	10.00
PROFESSIONAL SERVICES	10.00
740620	14,153.69
ELECTRICITY - CONTROLLED	14,153.69
740624	6,532.76
WATER AND SEWER - CONTROLLED	6,532.76
740640	3,494.51
CONTRACT SERVICES	3,494.51
9207	101,640.23
710110	59,051.21
SALARY/REGULAR	59,051.21
720100	4,340.15
SOCIAL SECURITY	4,340.15
720110	20,836.32
EMPLOYEE INSURANCE	20,836.32
720120	7,404.98
RETIREMENT	7,404.98
720140	23.90
STATE UNEMPLOYMENT TAX	23.90
730220	9,983.67
REPLACEMENTS	9,983.67
9308	88,819.70
710110	50,113.05
SALARY/REGULAR	50,113.05
710130	927.47
SALARY/OVERTIME	927.47
710140	184.60
SALARY/CELL PHONE ALLOWANCE	184.60
720100	3,872.58
SOCIAL SECURITY	3,872.58
720110	3,673.38
EMPLOYEE INSURANCE	3,673.38
720120	6,423.62
RETIREMENT	6,423.62
720140	26.52
STATE UNEMPLOYMENT TAX	26.52
730100	3,468.00
OFFICE SUPPLIES	3,468.00
730380	15,955.75
AUDIO/VISUAL SUPPLIES	15,955.75
740512	1,251.68
PROFESSIONAL SERVICES	1,251.68
740622	837.49
GAS - CONTROLLED	837.49

740640	452.00
CONTRACT SERVICES	452.00
740660	1,633.56
EQUIPMENT RENTAL	1,633.56
9208	134,420.67
710110	75,425.05
SALARY/REGULAR	75,425.05
720100	5,430.80
SOCIAL SECURITY	5,430.80
720110	20,224.09
EMPLOYEE INSURANCE	20,224.09
720120	9,458.35
RETIREMENT	9,458.35
720140	27.00
STATE UNEMPLOYMENT TAX	27.00
740620	16,876.38
ELECTRICITY - CONTROLLED	16,876.38
740624	5,847.12
WATER AND SEWER - CONTROLLED	5,847.12
740640	1,131.88
CONTRACT SERVICES	1,131.88
9108	118,317.33
710110	52,931.19
SALARY/REGULAR	52,931.19
720100	4,020.56
SOCIAL SECURITY	4,020.56
720110	13,886.15
EMPLOYEE INSURANCE	13,886.15
720120	6,637.50
RETIREMENT	6,637.50
720140	22.32
STATE UNEMPLOYMENT TAX	22.32
740150	7,680.00
LANDSCAPE MAINTENANCE	7,680.00
740512	95.00
PROFESSIONAL SERVICES	95.00
740620	18,178.14
ELECTRICITY - CONTROLLED	18,178.14
740624	4,597.21
WATER AND SEWER - CONTROLLED	4,597.21
740640	7,633.98
CONTRACT SERVICES	7,633.98
740260	2,635.28
INTEREST ON CREDIT CARDS	2,635.28
9409	13,694.37
740640	13,694.37
CONTRACT SERVICES	13,694.37
9600	609,044.90
710100	11,061.70
SALARY/OFFICIAL-DEPARTMENT HEAD	11,061.70
710110	406,638.00
SALARY/REGULAR	406,638.00
710130	4,538.26
SALARY/OVERTIME	4,538.26

710140	2,704.50
SALARY/CELL PHONE ALLOWANCE	2,704.50
720100	31,787.74
SOCIAL SECURITY	31,787.74
720110	98,574.26
EMPLOYEE INSURANCE	98,574.26
720120	53,594.42
RETIREMENT	53,594.42
720140	146.02
STATE UNEMPLOYMENT TAX	146.02
9209	48,149.26
710110	30,564.40
SALARY/REGULAR	30,564.40
720100	2,288.05
SOCIAL SECURITY	2,288.05
720110	11,441.96
EMPLOYEE INSURANCE	11,441.96
720120	3,832.71
RETIREMENT	3,832.71
720140	22.14
STATE UNEMPLOYMENT TAX	22.14
201	35.25
WORTHLESS CHECK	35.25
5100	35.25
740220	35.25
LEGAL/LITIGATION COSTS	35.25
202	383,017.66
FORFEITURES	383,017.66
5100	89,278.47
710110	20,911.92
SALARY/REGULAR	20,911.92
720100	1,261.42
SOCIAL SECURITY	1,261.42
720110	1,946.80
EMPLOYEE INSURANCE	1,946.80
720120	2,073.17
RETIREMENT	2,073.17
720140	11.05
STATE UNEMPLOYMENT TAX	11.05
730100	645.00
OFFICE SUPPLIES	645.00
730270	17,548.00
LAW ENFORCEMENT SPECIFIC SUPPLIES	17,548.00
730310	10,025.00
UNIFORMS	10,025.00
740140	299.95
VEHICLE MAINTENANCE - CONTROLLED	299.95
740220	206.56
LEGAL/LITIGATION COSTS	206.56
740510	13,885.25
PROFESSIONAL DEVELOPMENT	13,885.25
740530	379.90
MOBILE PHONE AND DATA	379.90
740570	2,500.00

ADVERTISING	2,500.00
740640	3,000.00
CONTRACT SERVICES	3,000.00
740656	8,598.00
RENT AND LEASES	8,598.00
740680	4,150.00
MEMBERSHIP/ASSOCIATION DUES	4,150.00
790100	240.00
REIMBURSEMENTS CLEARING	240.00
730101	1,596.45
FOOD SUPPLIES	1,596.45
6000	80,029.02
730100	13,814.97
OFFICE SUPPLIES	13,814.97
730270	27,407.00
LAW ENFORCEMENT SPECIFIC SUPPLIES	27,407.00
740510	673.15
PROFESSIONAL DEVELOPMENT	673.15
740512	5,620.55
PROFESSIONAL SERVICES	5,620.55
740540	4,785.29
TRAVEL EXPENSE	4,785.29
740680	5,740.00
MEMBERSHIP/ASSOCIATION DUES	5,740.00
740750	21,122.13
REMODEL	21,122.13
730101	865.93
FOOD SUPPLIES	865.93
6200	141,534.46
730270	136,534.46
LAW ENFORCEMENT SPECIFIC SUPPLIES	136,534.46
730340	5,000.00
BUY MONEY SUPPLY	5,000.00
7100	17,070.23
750600	17,070.23
CAPITAL OUTLAY-VEHICLES	17,070.23
790100	-
REIMBURSEMENTS CLEARING	-
7200	7,952.69
740750	7,952.69
REMODEL	7,952.69
7300	2,672.30
730100	1,711.00
OFFICE SUPPLIES	1,711.00
730270	150.00
LAW ENFORCEMENT SPECIFIC SUPPLIES	150.00
740640	811.30
CONTRACT SERVICES	811.30
7400	26,795.49
730100	1,519.96
OFFICE SUPPLIES	1,519.96
730130	200.00
ESTRAY EXPENSE	200.00
730260	4,398.59

VEHICLE SUPPLIES	4,398.59
730270	14,644.64
LAW ENFORCEMENT SPECIFIC SUPPLIES	14,644.64
740220	16.50
LEGAL/LITIGATION COSTS	16.50
740512	5,602.10
PROFESSIONAL SERVICES	5,602.10
730101	413.70
FOOD SUPPLIES	413.70
7500	17,685.00
730270	8,735.00
LAW ENFORCEMENT SPECIFIC SUPPLIES	8,735.00
730280	-
CANINE EXPENSES	-
730340	2,500.00
BUY MONEY SUPPLY	2,500.00
740512	6,450.00
PROFESSIONAL SERVICES	6,450.00
203	1,219,930.70
JAIL COMMISSARY	1,219,930.70
6602	1,219,930.70
710110	146,281.30
SALARY/REGULAR	146,281.30
710130	934.94
SALARY/OVERTIME	934.94
710150	330.00
SALARY/SPECIAL PAY	330.00
720100	10,956.64
SOCIAL SECURITY	10,956.64
720110	34,727.20
EMPLOYEE INSURANCE	34,727.20
720120	18,502.31
RETIREMENT	18,502.31
720140	63.81
STATE UNEMPLOYMENT TAX	63.81
730110	101.55
POSTAGE	101.55
730120	515.01
BOOK SUPPLEMENTS	515.01
730140	34,301.72
JANITOR SUPPLIES	34,301.72
730150	179,824.00
INMATE SUPPLIES	179,824.00
730220	14,713.23
REPLACEMENTS	14,713.23
730370	15,389.50
PERIODICALS	15,389.50
730380	8,507.55
AUDIO/VISUAL SUPPLIES	8,507.55
740504	9,165.00
ONLINE SERVICES	9,165.00
740512	661,880.43
PROFESSIONAL SERVICES	661,880.43
740640	3,447.95

CONTRACT SERVICES	3,447.95
750600	79,678.00
CAPITAL OUTLAY-VEHICLES	79,678.00
730101	610.56
FOOD SUPPLIES	610.56
204	158,041.86
LAW LIBRARY	158,041.86
3260	141,996.27
710110	68,745.12
SALARY/REGULAR	68,745.12
720100	5,103.28
SOCIAL SECURITY	5,103.28
720110	13,890.88
EMPLOYEE INSURANCE	13,890.88
720120	8,620.70
RETIREMENT	8,620.70
720140	26.54
STATE UNEMPLOYMENT TAX	26.54
730100	1,109.04
OFFICE SUPPLIES	1,109.04
730120	80.75
BOOK SUPPLEMENTS	80.75
740504	29,058.22
ONLINE SERVICES	29,058.22
740580	679.89
PRINTING	679.89
740660	4,776.96
EQUIPMENT RENTAL	4,776.96
750700	9,904.89
CAPITAL OUTLAY-BOOKS	9,904.89
8100	16,045.59
730120	5,205.21
BOOK SUPPLEMENTS	5,205.21
740504	10,807.23
ONLINE SERVICES	10,807.23
740694	33.15
FOOD SERVICE	33.15
205	7,811.82
PRE-TRIAL DIVERSION	7,811.82
5100	1,112.34
740660	1,112.34
EQUIPMENT RENTAL	1,112.34
5103	6,699.48
710110	5,540.40
SALARY/REGULAR	5,540.40
720100	437.97
SOCIAL SECURITY	437.97
720120	717.92
RETIREMENT	717.92
720140	3.19
STATE UNEMPLOYMENT TAX	3.19
206	258,109.22
COUNTY CLERK RECORDS MGMT & PRESERVATION	258,109.22
2300	102,971.71

730100	3,490.44
OFFICE SUPPLIES	3,490.44
740110	72,154.75
IT SOFTWARE MAINTENANCE	72,154.75
740504	360.00
ONLINE SERVICES	360.00
740510	200.00
PROFESSIONAL DEVELOPMENT	200.00
740512	19,908.88
PROFESSIONAL SERVICES	19,908.88
740530	303.92
MOBILE PHONE AND DATA	303.92
740540	685.40
TRAVEL EXPENSE	685.40
740656	5,818.32
RENT AND LEASES	5,818.32
740680	50.00
MEMBERSHIP/ASSOCIATION DUES	50.00
2303	155,137.51
710110	107,931.39
SALARY/REGULAR	107,931.39
720100	8,132.21
SOCIAL SECURITY	8,132.21
720110	25,494.94
EMPLOYEE INSURANCE	25,494.94
720120	13,534.68
RETIREMENT	13,534.68
720140	44.29
STATE UNEMPLOYMENT TAX	44.29
208	4,675.15
DISTRICT CLERK RECORDS MGMT & PRESERVATION	4,675.15
2700	4,675.15
730100	3,565.15
OFFICE SUPPLIES	3,565.15
740640	1,110.00
CONTRACT SERVICES	1,110.00
211	3,498.57
COUNTY AND DISTRICT COURT TECHNOLOGY	3,498.57
8107	3,498.57
730320	2,335.16
IT HARDWARE	2,335.16
740504	120.00
ONLINE SERVICES	120.00
740530	1,043.41
MOBILE PHONE AND DATA	1,043.41
212	400.00
COURT GUARDIANSHIP	400.00
8105	400.00
740310	400.00
APPOINTED ATTORNEY-CIVIL	400.00
213	50,563.62
COURT REPORTER SERVICE	50,563.62
8106	50,563.62
730100	561.00

OFFICE SUPPLIES	561.00
740110	737.00
IT SOFTWARE MAINTENANCE	737.00
740484	1,156.00
COURT REPORTER TRANSCRIPT	1,156.00
740510	1,388.00
PROFESSIONAL DEVELOPMENT	1,388.00
740512	39,458.14
PROFESSIONAL SERVICES	39,458.14
740540	1,622.26
TRAVEL EXPENSE	1,622.26
740680	165.00
MEMBERSHIP/ASSOCIATION DUES	165.00
750400	4,795.00
CAPITAL OUTLAY-FURNITURE FIXTURES AND EQUIPMENT	4,795.00
790100	(116.58)
REIMBURSEMENTS CLEARING	(116.58)
740145	797.80
EQUIPMENT MAINTENANCE/REPAIR - CONTROLLED	797.80
214	5,908.54
COURTHOUSE SECURITY - COUNTY/DISTRICT COURT	5,908.54
6101	5,908.54
740530	5,908.54
MOBILE PHONE AND DATA	5,908.54
215	53,140.70
COURTHOUSE SECURITY - JP	53,140.70
8590	53,140.70
710110	37,872.00
SALARY/REGULAR	37,872.00
720100	2,888.63
SOCIAL SECURITY	2,888.63
720110	7,621.89
EMPLOYEE INSURANCE	7,621.89
720120	4,749.18
RETIREMENT	4,749.18
720140	9.00
STATE UNEMPLOYMENT TAX	9.00
216	63,236.61
JUSTICE COURT TECHNOLOGY	63,236.61
8591	63,236.61
710110	1,298.88
SALARY/REGULAR	1,298.88
720100	99.36
SOCIAL SECURITY	99.36
720120	162.88
RETIREMENT	162.88
730100	14,865.96
OFFICE SUPPLIES	14,865.96
730320	10,345.70
IT HARDWARE	10,345.70
730330	2,298.00
IT SOFTWARE	2,298.00
740110	25,000.00
IT SOFTWARE MAINTENANCE	25,000.00

740510	5,495.00
PROFESSIONAL DEVELOPMENT	5,495.00
740530	1,928.07
MOBILE PHONE AND DATA	1,928.07
740640	1,742.76
CONTRACT SERVICES	1,742.76
217	143,874.05
JUVENILE CASE MANAGER	143,874.05
8592	143,874.05
710110	91,381.70
SALARY/REGULAR	91,381.70
710130	284.03
SALARY/OVERTIME	284.03
720100	6,854.92
SOCIAL SECURITY	6,854.92
720110	33,817.28
EMPLOYEE INSURANCE	33,817.28
720120	11,494.92
RETIREMENT	11,494.92
720140	41.20
STATE UNEMPLOYMENT TAX	41.20
218	9,711.56
CC VITAL RECORDS PRESERVATION	9,711.56
2300	9,711.56
730100	96.36
OFFICE SUPPLIES	96.36
730170	9,537.10
BIRTH CERTIFICATES	9,537.10
740512	78.10
PROFESSIONAL SERVICES	78.10
219	603,322.33
CONTRACT ELECTION SERVICE	603,322.33
2502	293,749.56
710120	285,334.55
SALARY/OTHER	285,334.55
730100	407.51
OFFICE SUPPLIES	407.51
740512	125.00
PROFESSIONAL SERVICES	125.00
730101	7,882.50
FOOD SUPPLIES	7,882.50
2503	309,572.77
710110	106,913.71
SALARY/REGULAR	106,913.71
710130	11,297.80
SALARY/OVERTIME	11,297.80
720100	8,795.44
SOCIAL SECURITY	8,795.44
720110	36,569.40
EMPLOYEE INSURANCE	36,569.40
720120	14,823.72
RETIREMENT	14,823.72
720140	36.75
STATE UNEMPLOYMENT TAX	36.75

730100	12,548.42
OFFICE SUPPLIES	12,548.42
740512	107,275.13
PROFESSIONAL SERVICES	107,275.13
740530	10,067.40
MOBILE PHONE AND DATA	10,067.40
740654	1,200.00
COMMUNITY BUILDING/VOTING BOX	1,200.00
740680	45.00
MEMBERSHIP/ASSOCIATION DUES	45.00
220	22,151,687.51
GRANTS	22,151,687.51
2600	29,419.42
710110	20,040.84
SALARY/REGULAR	20,040.84
720100	1,519.59
SOCIAL SECURITY	1,519.59
720110	5,342.19
EMPLOYEE INSURANCE	5,342.19
720120	2,513.14
RETIREMENT	2,513.14
720140	3.66
STATE UNEMPLOYMENT TAX	3.66
2800	6,610,580.45
710110	79,682.07
SALARY/REGULAR	79,682.07
720100	6,006.43
SOCIAL SECURITY	6,006.43
720110	11,374.50
EMPLOYEE INSURANCE	11,374.50
720120	9,992.13
RETIREMENT	9,992.13
720140	14.50
STATE UNEMPLOYMENT TAX	14.50
740512	6,487,480.62
PROFESSIONAL SERVICES	6,487,480.62
740530	4,842.88
MOBILE PHONE AND DATA	4,842.88
750300	11,187.32
CAPITAL OUTLAY-BUILDING	11,187.32
3200	819,600.87
740640	819,600.87
CONTRACT SERVICES	819,600.87
3210	362,224.77
740220	182,474.78
LEGAL/LITIGATION COSTS	182,474.78
740656	179,749.99
RENT AND LEASES	179,749.99
4100	40,239.99
730100	2,239.99
OFFICE SUPPLIES	2,239.99
750600	38,000.00
CAPITAL OUTLAY-VEHICLES	38,000.00
4200	12,356.86

730100	1,971.74
OFFICE SUPPLIES	1,971.74
740512	10,385.12
PROFESSIONAL SERVICES	10,385.12
4300	(999,422.65)
710110	133,283.91
SALARY/REGULAR	133,283.91
720100	9,860.51
SOCIAL SECURITY	9,860.51
720110	30,392.31
EMPLOYEE INSURANCE	30,392.31
720120	16,750.61
RETIREMENT	16,750.61
720140	48.89
STATE UNEMPLOYMENT TAX	48.89
730100	612.98
OFFICE SUPPLIES	612.98
730110	73.08
POSTAGE	73.08
740420	12.96
COURIER SERVICE	12.96
740510	1,100.99
PROFESSIONAL DEVELOPMENT	1,100.99
740512	237,780.49
PROFESSIONAL SERVICES	237,780.49
740530	376.91
MOBILE PHONE AND DATA	376.91
740540	1,571.71
TRAVEL EXPENSE	1,571.71
740570	5,549.65
ADVERTISING	5,549.65
740640	(1,439,727.56)
CONTRACT SERVICES	(1,439,727.56)
740660	176.67
EQUIPMENT RENTAL	176.67
740820	163.80
DEMOLITION	163.80
740145	2,549.44
EQUIPMENT MAINTENANCE/REPAIR - CONTROLLED	2,549.44
5000	21,187.31
750800	21,187.31
MAJOR PROJECTS	21,187.31
5100	265,913.56
710110	123,376.81
SALARY/REGULAR	123,376.81
710130	44,929.88
SALARY/OVERTIME	44,929.88
710150	15,640.00
SALARY/SPECIAL PAY	15,640.00
720100	13,852.44
SOCIAL SECURITY	13,852.44
720110	25,278.67
EMPLOYEE INSURANCE	25,278.67
720120	23,066.81

RETIREMENT	23,066.81
720130	845.02
WORKERS COMPENSATION	845.02
720140	27.28
STATE UNEMPLOYMENT TAX	27.28
730100	3,292.90
OFFICE SUPPLIES	3,292.90
740640	15,603.75
CONTRACT SERVICES	15,603.75
5200	4,644,107.55
710110	145,061.39
SALARY/REGULAR	145,061.39
720100	11,372.68
SOCIAL SECURITY	11,372.68
720110	27,568.44
EMPLOYEE INSURANCE	27,568.44
720120	18,190.73
RETIREMENT	18,190.73
720130	511.00
WORKERS COMPENSATION	511.00
720140	38.90
STATE UNEMPLOYMENT TAX	38.90
730100	19,866.55
OFFICE SUPPLIES	19,866.55
730300	3,442.43
COMMUNITY AWARENESS SUPPLIES	3,442.43
730320	6,819.95
IT HARDWARE	6,819.95
730330	423,225.00
IT SOFTWARE	423,225.00
730390	65,145.44
MEDICAL SUPPLIES	65,145.44
740110	2,067.15
IT SOFTWARE MAINTENANCE	2,067.15
740510	7,164.55
PROFESSIONAL DEVELOPMENT	7,164.55
740512	306,036.32
PROFESSIONAL SERVICES	306,036.32
740530	7,364.03
MOBILE PHONE AND DATA	7,364.03
740656	140,263.65
RENT AND LEASES	140,263.65
740660	137,956.98
EQUIPMENT RENTAL	137,956.98
740710	4,076.25
ADMINISTRATIVE CHARGES	4,076.25
740820	80,862.00
DEMOLITION	80,862.00
740920	13,850.00
APPRAISALS	13,850.00
750300	2,586,674.73
CAPITAL OUTLAY-BUILDING	2,586,674.73
750400	627,660.69
CAPITAL OUTLAY-FURNITURE FIXTURES AND EQUIPMENT	627,660.69

740100	8,888.69
IT HARDWARE MAINTENANCE	8,888.69
5400	857,742.11
710100	13,180.16
SALARY/OFFICIAL-DEPARTMENT HEAD	13,180.16
710110	460,575.11
SALARY/REGULAR	460,575.11
710130	1,124.16
SALARY/OVERTIME	1,124.16
710140	73.84
SALARY/CELL PHONE ALLOWANCE	73.84
720100	35,501.06
SOCIAL SECURITY	35,501.06
720110	124,091.93
EMPLOYEE INSURANCE	124,091.93
720120	59,559.67
RETIREMENT	59,559.67
720140	198.51
STATE UNEMPLOYMENT TAX	198.51
730100	8,437.17
OFFICE SUPPLIES	8,437.17
730390	1,116.53
MEDICAL SUPPLIES	1,116.53
740400	5,213.75
AUDIT	5,213.75
740510	7,275.00
PROFESSIONAL DEVELOPMENT	7,275.00
740512	10,870.00
PROFESSIONAL SERVICES	10,870.00
740516	14,930.00
PROFESSIONAL SERVICES-URINALYSIS	14,930.00
740518	4,770.00
PROFESSIONAL SERVICES-POLYGRAPH	4,770.00
740530	2,545.93
MOBILE PHONE AND DATA	2,545.93
740540	10,192.84
TRAVEL EXPENSE	10,192.84
740790	10,785.34
ELECTRONIC MONITORING	10,785.34
740800	38,956.94
PURCHASED RESIDENTIAL SERVICE-INTERNAL CONT	38,956.94
740810	48,344.17
PURCHASED RESIDENTIAL SERVICE-EXTERNAL CONT	48,344.17
5401	423,619.46
710110	103,564.25
SALARY/REGULAR	103,564.25
710130	8,344.92
SALARY/OVERTIME	8,344.92
720100	8,319.75
SOCIAL SECURITY	8,319.75
720110	34,865.83
EMPLOYEE INSURANCE	34,865.83
720120	14,033.43
RETIREMENT	14,033.43

720140	38.57
STATE UNEMPLOYMENT TAX	38.57
730100	11,626.60
OFFICE SUPPLIES	11,626.60
740512	162,499.61
PROFESSIONAL SERVICES	162,499.61
740640	6,933.60
CONTRACT SERVICES	6,933.60
740694	31,585.90
FOOD SERVICE	31,585.90
790900	41,807.00
CARRYOVER FROM PREVIOUS YEAR	41,807.00
6000	1,618,789.30
710130	48,754.03
SALARY/OVERTIME	48,754.03
720100	3,651.52
SOCIAL SECURITY	3,651.52
720120	6,113.51
RETIREMENT	6,113.51
720140	0.14
STATE UNEMPLOYMENT TAX	0.14
730270	1,513,044.10
LAW ENFORCEMENT SPECIFIC SUPPLIES	1,513,044.10
750400	47,226.00
CAPITAL OUTLAY-FURNITURE FIXTURES AND EQUIPMENT	47,226.00
6100	25,139.88
730270	25,139.88
LAW ENFORCEMENT SPECIFIC SUPPLIES	25,139.88
6101	2,973.80
730270	-
LAW ENFORCEMENT SPECIFIC SUPPLIES	-
740530	2,973.80
MOBILE PHONE AND DATA	2,973.80
6200	20,961.96
710110	14,104.99
SALARY/REGULAR	14,104.99
720100	1,009.92
SOCIAL SECURITY	1,009.92
720110	4,028.41
EMPLOYEE INSURANCE	4,028.41
720120	1,769.00
RETIREMENT	1,769.00
720130	48.37
WORKERS COMPENSATION	48.37
720140	1.27
STATE UNEMPLOYMENT TAX	1.27
6202	48,410.96
710130	27,782.32
SALARY/OVERTIME	27,782.32
720100	2,088.33
SOCIAL SECURITY	2,088.33
720120	3,483.98
RETIREMENT	3,483.98
730100	146.48

OFFICE SUPPLIES	146.48
730270	929.39
LAW ENFORCEMENT SPECIFIC SUPPLIES	929.39
740540	1,047.46
TRAVEL EXPENSE	1,047.46
740660	12,933.00
EQUIPMENT RENTAL	12,933.00
6300	58,815.50
710130	48,993.95
SALARY/OVERTIME	48,993.95
720100	3,677.88
SOCIAL SECURITY	3,677.88
720110	-
EMPLOYEE INSURANCE	-
720120	6,143.65
RETIREMENT	6,143.65
720140	0.02
STATE UNEMPLOYMENT TAX	0.02
6302	308,257.87
710110	128,332.26
SALARY/REGULAR	128,332.26
710130	376.13
SALARY/OVERTIME	376.13
720100	9,596.31
SOCIAL SECURITY	9,596.31
720110	24,082.45
EMPLOYEE INSURANCE	24,082.45
720120	16,139.94
RETIREMENT	16,139.94
720130	1,251.68
WORKERS COMPENSATION	1,251.68
720140	26.68
STATE UNEMPLOYMENT TAX	26.68
730100	518.72
OFFICE SUPPLIES	518.72
730330	3,653.02
IT SOFTWARE	3,653.02
740140	5,101.53
VEHICLE MAINTENANCE - CONTROLLED	5,101.53
740510	189.00
PROFESSIONAL DEVELOPMENT	189.00
740530	2,189.06
MOBILE PHONE AND DATA	2,189.06
740540	3,020.76
TRAVEL EXPENSE	3,020.76
740620	3,293.28
ELECTRICITY - CONTROLLED	3,293.28
740624	579.23
WATER AND SEWER - CONTROLLED	579.23
740640	109,907.82
CONTRACT SERVICES	109,907.82
6500	41,852.17
710110	28,573.76
SALARY/REGULAR	28,573.76

710130	345.02
SALARY/OVERTIME	345.02
720100	2,187.53
SOCIAL SECURITY	2,187.53
720110	6,945.44
EMPLOYEE INSURANCE	6,945.44
720120	3,626.42
RETIREMENT	3,626.42
720140	9.00
STATE UNEMPLOYMENT TAX	9.00
740512	165.00
PROFESSIONAL SERVICES	165.00
6601	288,561.44
740512	82,502.82
PROFESSIONAL SERVICES	82,502.82
740750	206,058.62
REMODEL	206,058.62
7100	430,339.85
710110	291,889.55
SALARY/REGULAR	291,889.55
710130	8,069.36
SALARY/OVERTIME	8,069.36
710140	2,470.58
SALARY/CELL PHONE ALLOWANCE	2,470.58
720100	22,485.18
SOCIAL SECURITY	22,485.18
720110	61,692.98
EMPLOYEE INSURANCE	61,692.98
720120	37,924.77
RETIREMENT	37,924.77
720140	87.13
STATE UNEMPLOYMENT TAX	87.13
730270	1,572.94
LAW ENFORCEMENT SPECIFIC SUPPLIES	1,572.94
730310	3,007.66
UNIFORMS	3,007.66
740530	1,139.70
MOBILE PHONE AND DATA	1,139.70
7300	18,435.85
710110	9,593.60
SALARY/REGULAR	9,593.60
720100	707.62
SOCIAL SECURITY	707.62
720110	2,653.01
EMPLOYEE INSURANCE	2,653.01
720120	1,203.08
RETIREMENT	1,203.08
720140	6.54
STATE UNEMPLOYMENT TAX	6.54
730270	4,272.00
LAW ENFORCEMENT SPECIFIC SUPPLIES	4,272.00
7500	7,000.00
730390	7,000.00
MEDICAL SUPPLIES	7,000.00

8340	90,035.05
710110	27,702.40
SALARY/REGULAR	27,702.40
720100	2,066.60
SOCIAL SECURITY	2,066.60
720110	6,945.44
EMPLOYEE INSURANCE	6,945.44
720120	3,473.91
RETIREMENT	3,473.91
720140	9.00
STATE UNEMPLOYMENT TAX	9.00
740512	49,037.70
PROFESSIONAL SERVICES	49,037.70
740516	800.00
PROFESSIONAL SERVICES-URINALYSIS	800.00
8403	15,733.49
710110	11,403.60
SALARY/REGULAR	11,403.60
710130	16.77
SALARY/OVERTIME	16.77
720100	871.24
SOCIAL SECURITY	871.24
720110	1,998.32
EMPLOYEE INSURANCE	1,998.32
720120	1,432.14
RETIREMENT	1,432.14
720140	11.42
STATE UNEMPLOYMENT TAX	11.42
9000	4,200,000.00
740640	4,200,000.00
CONTRACT SERVICES	4,200,000.00
9100	411,934.15
750400	95,207.89
CAPITAL OUTLAY-FURNITURE FIXTURES AND EQUIPMENT	95,207.89
750800	316,726.26
MAJOR PROJECTS	316,726.26
9200	213,320.28
750400	125,996.30
CAPITAL OUTLAY-FURNITURE FIXTURES AND EQUIPMENT	125,996.30
750800	87,323.98
MAJOR PROJECTS	87,323.98
9400	555,192.29
730270	11,223.56
LAW ENFORCEMENT SPECIFIC SUPPLIES	11,223.56
750400	463,101.54
CAPITAL OUTLAY-FURNITURE FIXTURES AND EQUIPMENT	463,101.54
750600	68,672.25
CAPITAL OUTLAY-VEHICLES	68,672.25
750800	12,194.94
MAJOR PROJECTS	12,194.94
9109	40,914.88
730250	17,114.88
SHOP SUPPLIES	17,114.88
750400	23,800.00

CAPITAL OUTLAY-FURNITURE FIXTURES AND EQUIPMENT	23,800.00
8111	628,321.09
710110	307,109.17
SALARY/REGULAR	307,109.17
710130	42,651.23
SALARY/OVERTIME	42,651.23
720100	26,419.82
SOCIAL SECURITY	26,419.82
720110	69,447.23
EMPLOYEE INSURANCE	69,447.23
720120	43,859.69
RETIREMENT	43,859.69
720140	174.10
STATE UNEMPLOYMENT TAX	174.10
750400	138,659.85
CAPITAL OUTLAY-FURNITURE FIXTURES AND EQUIPMENT	138,659.85
3270	39,128.00
740512	39,128.00
PROFESSIONAL SERVICES	39,128.00
221	24,316.09
HAVA	24,316.09
2500	24,316.09
740530	13,350.37
MOBILE PHONE AND DATA	13,350.37
750400	10,965.72
CAPITAL OUTLAY-FURNITURE FIXTURES AND EQUIPMENT	10,965.72
300	6,235.00
DEBT SERVICE	6,235.00
3290	6,235.00
780200	6,235.00
INTEREST AND FISCAL CHARGES	6,235.00
340	(1,084,610.57)
GASB 34 CONVERSION	(1,084,610.57)
1340	(1,084,610.57)
730270	(11,986.60)
LAW ENFORCEMENT SPECIFIC SUPPLIES	(11,986.60)
740750	(2,167.34)
REMODEL	(2,167.34)
750200	(303,319.75)
CAPITAL OUTLAY-LAND	(303,319.75)
750400	(102,071.00)
CAPITAL OUTLAY-FURNITURE FIXTURES AND EQUIPMENT	(102,071.00)
750600	(361,032.00)
CAPITAL OUTLAY-VEHICLES	(361,032.00)
750700	(12,359.48)
CAPITAL OUTLAY-BOOKS	(12,359.48)
750800	(6,460.00)
MAJOR PROJECTS	(6,460.00)
750100	(285,214.40)
CAPITAL OUTLAY-CAPITAL IMPROVEMENT PLAN	(285,214.40)
400	5,542,043.17
LOCAL CAPITAL PROJECTS	5,542,043.17
1400	5,309,550.24
730330	12,905.00

IT SOFTWARE	12,905.00
740110	638,515.70
IT SOFTWARE MAINTENANCE	638,515.70
740512	945,497.51
PROFESSIONAL SERVICES	945,497.51
740660	60,360.00
EQUIPMENT RENTAL	60,360.00
750400	504,165.56
CAPITAL OUTLAY-FURNITURE FIXTURES AND EQUIPMENT	504,165.56
750500	123,600.00
CAPITAL OUTLAY-INTANGIBLES	123,600.00
750600	220,106.44
CAPITAL OUTLAY-VEHICLES	220,106.44
750800	2,804,400.03
MAJOR PROJECTS	2,804,400.03
3700	5,550.00
750800	5,550.00
MAJOR PROJECTS	5,550.00
4500	(36.74)
750700	(36.74)
CAPITAL OUTLAY-BOOKS	(36.74)
9200	126,737.62
750800	126,737.62
MAJOR PROJECTS	126,737.62
9300	28,650.00
750800	28,650.00
MAJOR PROJECTS	28,650.00
9400	71,592.05
750600	57,096.38
CAPITAL OUTLAY-VEHICLES	57,096.38
750800	14,495.67
MAJOR PROJECTS	14,495.67
403	756,505.18
C/P PASS THRU TOLL PROJECTS	756,505.18
1903	756,505.18
750800	756,505.18
MAJOR PROJECTS	756,505.18
405	-
C/P ROAD BONDS 2016A	-
1903	-
750800	-
MAJOR PROJECTS	-
9400	-
750800	-
MAJOR PROJECTS	-
740730	-
ACQUISITION COSTS	-
406	37,051.00
C/P ROAD BONDS 2018	37,051.00
1903	-
750800	-
MAJOR PROJECTS	-
9100	-
740512	-

PROFESSIONAL SERVICES	-
750800	-
MAJOR PROJECTS	-
9200	37,051.00
740512	37,051.00
PROFESSIONAL SERVICES	37,051.00
9300	-
750800	-
MAJOR PROJECTS	-
9400	-
740512	-
PROFESSIONAL SERVICES	-
750800	-
MAJOR PROJECTS	-
407	13,725,501.58
C/P ROAD BONDS 2018B	13,725,501.58
1903	35,907.62
750800	35,907.62
MAJOR PROJECTS	35,907.62
9100	6,916,086.68
730190	3,298,430.01
ROAD MATERIALS	3,298,430.01
740512	2,110,725.47
PROFESSIONAL SERVICES	2,110,725.47
750800	1,506,931.20
MAJOR PROJECTS	1,506,931.20
9200	1,105,406.04
730190	532,252.92
ROAD MATERIALS	532,252.92
740512	532,473.12
PROFESSIONAL SERVICES	532,473.12
750800	40,680.00
MAJOR PROJECTS	40,680.00
9300	599,789.83
750800	599,789.83
MAJOR PROJECTS	599,789.83
9400	5,068,311.41
730190	220,989.97
ROAD MATERIALS	220,989.97
740512	437,518.06
PROFESSIONAL SERVICES	437,518.06
750200	1,759,547.00
CAPITAL OUTLAY-LAND	1,759,547.00
750800	2,629,471.38
MAJOR PROJECTS	2,629,471.38
740730	20,785.00
ACQUISITION COSTS	20,785.00
408	1,455,291.94
C/P SHERIFF'S PROJECTS	1,455,291.94
1408	683.39
750800	683.39
MAJOR PROJECTS	683.39
6000	1,454,608.55
750100	1,454,608.55

CAPITAL OUTLAY-CAPITAL IMPROVEMENT PLAN	1,454,608.55
500	19,991,066.55
SELF INSURANCE	19,991,066.55
2201	19,991,066.55
740120	13,420,355.94
MEDICAL SERVICES	13,420,355.94
740190	3,528,510.10
RX CLAIMS	3,528,510.10
740512	62,620.00
PROFESSIONAL SERVICES	62,620.00
740660	2,053.08
EQUIPMENT RENTAL	2,053.08
740710	333,365.82
ADMINISTRATIVE CHARGES	333,365.82
740740	549.53
BANK SERVICE CHARGES	549.53
740940	1,334,625.89
INSURANCE PREMIUMS	1,334,625.89
740960	91,663.65
PRE-CERTIFICATION/ UTILITIZATION REVIEW FEES	91,663.65
740962	27,758.22
EMPLOYEE ASSISTANCE PROGRAM FEES	27,758.22
740964	175,122.90
PREFERRED PROVIDER ORGANIZATION FEES	175,122.90
740968	1,014,441.42
STOP LOSS PREMIUMS	1,014,441.42
501	328,920.58
WORKERS COMPENSATION	328,920.58
2203	328,920.58
740120	244,403.93
MEDICAL SERVICES	244,403.93
740700	84,516.65
INSURANCE/BOND PREMIUMS	84,516.65
502	976,105.83
PROPERTY/CASUALTY	976,105.83
2202	976,105.83
740700	66,940.00
INSURANCE/BOND PREMIUMS	66,940.00
740710	656,079.80
ADMINISTRATIVE CHARGES	656,079.80
740930	50,331.02
DAMAGE REPAIRS	50,331.02
740940	117,673.46
INSURANCE PREMIUMS	117,673.46
740950	2,343.00
BONDS-NOTARIES	2,343.00
740952	14,800.00
BONDS-SURETY	14,800.00
750400	9,467.00
CAPITAL OUTLAY-FURNITURE FIXTURES AND EQUIPMENT	9,467.00
750600	58,471.55
CAPITAL OUTLAY-VEHICLES	58,471.55
(blank)	
(blank)	

(blank)	
(blank)	
(blank)	
600	3,121,528,287.86
CUSTODIAL ACCOUNTS	3,121,528,287.86
3322	3,121,528,287.86
730100	1,204.68
OFFICE SUPPLIES	1,204.68
740512	52,624.41
PROFESSIONAL SERVICES	52,624.41
740530	2,560.95
MOBILE PHONE AND DATA	2,560.95
740540	3,121.00
TRAVEL EXPENSE	3,121.00
740570	3,289.40
ADVERTISING	3,289.40
740680	1,650.00
MEMBERSHIP/ASSOCIATION DUES	1,650.00
740694	310.92
FOOD SERVICE	310.92
740740	14,254.69
BANK SERVICE CHARGES	14,254.69
760800	6,065,993.32
REFUND	6,065,993.32
760850	3,109,279,281.50
PASS THRU DISTRIBUTIONS	3,109,279,281.50
760950	6,103,996.99
DISTRIBUTIONS ON BEHALF OF OTHERS	6,103,996.99
222	14,045,876.16
JAIL PASS THRU	14,045,876.16
6601	14,045,876.16
740640	14,045,876.16
CONTRACT SERVICES	14,045,876.16
224	17,252.98
COURT FACILITY FEE	17,252.98
8100	17,252.98
740512	17,252.98
PROFESSIONAL SERVICES	17,252.98

Montgomery County, Texas Annual Comprehensive Financial Report



For the Fiscal Year Ended September 30, 2022

501 N. THOMPSON SUITE 205 CONROE, TEXAS 77301

MONTGOMERY COUNTY, TEXAS

ANNUAL COMPREHENSIVE FINANCIAL REPORT

FOR THE FISCAL YEAR ENDED SEPTEMBER 30, 2022

TABLE OF CONTENTS

	Page Number
INTRODUCTORY SECTION	
County Auditor's Letter of Transmittal	i - v
GFOA Certificate of Achievement	vi
Organizational Chart	vii
Directory of Officials	viii
FINANCIAL SECTION	
Independent Auditor's Report	1 – 3
Management's Discussion and Analysis	4 – 15
Basic Financial Statements:	
Government-wide Financial Statements:	
Statement of Net Position	16 – 17
Statement of Activities	18
Fund Financial Statements:	
Balance Sheet – Governmental Funds	19 – 20
Reconciliation of the Balance Sheet of the Governmental Funds to the Statement of Net Position	21
Statement of Revenues, Expenditures, and Changes in Fund Balances – Governmental Funds	22 – 23
Reconciliation of the Statement of Revenues, Expenditures, and Changes in Fund Balances of the Governmental Funds to the Statement of Activities	24
Statement of Net Position – Proprietary Funds	25
Statement of Revenues, Expenses, and Changes in Net Position – Proprietary Funds	26
Statement of Cash Flows – Proprietary Funds	27
Statement of Net Position – Fiduciary Funds	28
Statement of Assets and Liabilities – Fiduciary Funds	29
Notes to the Financial Statements	30 – 61

	Page Number
FINANCIAL SECTION (Continued)	
Required Supplementary Information:	
Schedule of Revenues, Expenditures, and Changes in Fund Balance – Budget (GAAP Basis) and Actual – General Fund	62
Schedule of Revenues, Expenditures, and Changes in Fund Balance – Budget (GAAP Basis) and Actual – General Road and Bridge Special Revenue Fund	63
Schedule of Revenues, Expenditures, and Changes in Fund Balance – Budget (GAAP Basis) and Actual – Grants Fund Special Revenue Fund	64
Schedule of Changes in Net Pension Liability and Related Ratios and Schedule of Contributions	65 – 66
Schedule of Employer Contributions Texas County and District Retirement System	67
Notes to Schedule of Employer Contributions – Texas County and District Retirement System	68
Schedule of Changes in OPEB Liability and Related Ratios – Retiree Health Insurance Plan	69
Additional Supplementary Information:	
Schedule of Assets, Liabilities, Deferred Inflows of Resources and Fund Balance – General Fund	70
Schedule of Revenues and Other Financing Sources Budget (GAAP Basis) and Actual – General Fund	71
Schedule of Expenditures and Other Financing Sources Budget (GAAP Basis) and Actual – General Fund	72 – 85
Combining and Individual Fund Statements and Schedules:	
Combining Balance Sheet – Nonmajor Governmental Funds	86
Combining Statement of Revenues, Expenditures, and Changes in Fund Balances – Nonmajor Governmental Funds	87
Combining Balance Sheet – Nonmajor Governmental Funds – Nonmajor Special Revenue Funds	88 – 93
Combining Statements of Revenues, Expenditures, and Changes in Fund Balances – Nonmajor Governmental Funds – Nonmajor Special Revenue Funds	94 – 99
Schedules of Revenues, Expenditures, and Changes in Fund Balances – Budget (GAAP) and Actual – 201 Worthless Checks Fund	100
Schedules of Revenues, Expenditures, and Changes in Fund Balances – Budget (GAAP) and Actual – 202 Forfeitures Fund	101
Schedules of Revenues, Expenditures, and Changes in Fund Balances – Budget (GAAP) and Actual – 203 Jail Commissary Fund	102

	Page Number
Schedules of Revenues, Expenditures, and Changes in Fund Balances – Budget (GAAP) and Actual – 204 Law Library Fund	103
Schedules of Revenues, Expenditures, and Changes in Fund Balances – Budget (GAAP) and Actual – 205 Pre-Trial Diversion Fund	104
Schedules of Revenues, Expenditures, and Changes in Fund Balances – Budget (GAAP) and Actual – 206 Records Management and Preservation Fund	105
Schedules of Revenues, Expenditures, and Changes in Fund Balances – Budget (GAAP) and Actual – 207 Records Management County Fund	106
Schedules of Revenues, Expenditures, and Changes in Fund Balances – Budget (GAAP) and Actual – 208 Records Management District Clerk Fund	107
Schedules of Revenues, Expenditures, and Changes in Fund Balances – Budget (GAAP) and Actual – 209 District Clerk Record Preservation Fund	108
Schedules of Revenues, Expenditures, and Changes in Fund Balances – Budget (GAAP) and Actual – 210 Digital Preservation County and District Fund	109
Schedules of Revenues, Expenditures, and Changes in Fund Balances – Budget (GAAP) and Actual – 211 Court Technology County and District Fund	110
Schedules of Revenues, Expenditures, and Changes in Fund Balances – Budget (GAAP) and Actual – 212 Court Guardianship Fund	111
Schedules of Revenues, Expenditures, and Changes in Fund Balances – Budget (GAAP) and Actual – 213 Court Reporter Fund	112
Schedules of Revenues, Expenditures, and Changes in Fund Balances – Budget (GAAP) and Actual – 214 Courthouse Security Fund	113
Schedules of Revenues, Expenditures, and Changes in Fund Balances – Budget (GAAP) and Actual – 215 Justice Court Building Security Fund	114
Schedules of Revenues, Expenditures, and Changes in Fund Balances – Budget (GAAP) and Actual – 216 Justice Court Technology Fund	115
Schedules of Revenues, Expenditures, and Changes in Fund Balances – Budget (GAAP) and Actual – 217 Juvenile Case Manager Fund	116
Schedules of Revenues, Expenditures, and Changes in Fund Balances – Budget (GAAP) and Actual – 218 Vital Records Preservation Fund	117
Schedules of Revenues, Expenditures, and Changes in Fund Balances – Budget (GAAP) and Actual – 219 Contract Elections Service Fund	118
Schedules of Revenues, Expenditures, and Changes in Fund Balances – Budget (GAAP) and Actual – 221 HAVA Grant Fund	119
Schedules of Revenues, Expenditures, and Changes in Fund Balances – Budget (GAAP) and Actual – 222 Joe Corley Pass Through Fund	120
Schedules of Revenues, Expenditures, and Changes in Fund Balances – Budget (GAAP) and Actual – 224 Court Facility Fund	121

	Page Number
Schedules of Revenues, Expenditures, and Changes in Fund Balances – Budget (GAAP) and Actual – 225 Language Access Fund	122
Combining Balance Sheet – Nonmajor Governmental Funds – Nonmajor Capital Project Funds	123 – 124
Combining Statement of Revenues, Expenditures, and Changes in Fund Balances – Nonmajor Governmental Funds – Nonmajor Capital Project Funds	125 – 126
Schedules of Revenues, Expenditures, and Changes in Fund Balances – Budget (GAAP Basis) and Actual – Nonmajor Governmental Funds – Debt Service Fund	127
Combining Statement of Net Position – Internal Service Funds	128
Combining Statement of Revenues, Expenses, and Changes in Net Position – Internal Service Funds	129
Combining Statement of Cash Flows – Internal Service Funds	130
Combining Statement of Net Position – Fiduciary Funds	131 – 134
Combining Statement of Changes in Fiduciary Assets and Liabilities – Agency Funds	135 – 138

STATISTICAL SECTION

Financial Trends:	
Net Position by Component	139 – 140
Changes in Net Position	141 – 146
Fund Balances - Governmental Funds	147 – 148
Changes in Fund Balance - Governmental Funds	149 – 150
Revenue Capacity:	
Estimated Market Value and Assessed Taxable Value of Property	151
Property Tax Rates – All Direct and Overlapping Governments	152 – 159
Principal Taxpayers	160
Property Tax Levies and Collections	161
Debt Capacity:	
Ratios of Outstanding Debt by Type	162 – 163
Ratio of General Bonded Debt Outstanding	164 – 165
Legal Debt Margin	166 – 167
Direct and Overlapping Governmental Activities Debt	168 – 170
Pledged-Revenue Coverage	171 – 172

	Page Number
Demographic and Economic Information:	
Demographic and Economic Statistics	173
Principal Employers	174
Operating Information:	
County Employees by Function.....	175 – 176
Operating Indicators by Function/Program.....	177 – 178
Capital Assets and Infrastructure by Function	179 – 180
Capital Assets Schedule by Source.....	181
Capital Assets Schedule by Function and Activity.....	182 – 185
Changes in Capital Assets Schedule of Changes by Function and Activity.....	186 – 187

THIS PAGE LEFT BLANK INTENTIONALLY

INTRODUCTORY SECTION

THIS PAGE LEFT BLANK INTENTIONALLY

Montgomery County, Texas
Office of the County Auditor
501 North Thompson, Suite 205, Conroe, Texas 77301
P. O. Box 539, Conroe, Texas 77305

Rakesh Pandey CPA
County Auditor

Angela H. Blocker
1st Assistant County Auditor

March 28, 2023

The Board of District Judges
The Commissioners' Court
Montgomery County, Texas

Honorable Judges and Commissioners:

The Annual Comprehensive Financial Report (Annual Report) of Montgomery County, Texas, for the year ended September 30, 2022, is submitted herewith. This report was prepared by the County Auditor in accordance with Generally Accepted Accounting Principles (GAAP) as promulgated by the Governmental Accounting Standards Board, and is in compliance with Chapter 114.025 and Chapter 115.045 of the Local Government Code.

Responsibility for both the accuracy of the presented data and the completeness and fairness of the presentation, including all disclosures, rests with the County. To provide a reasonable basis for making this representation, Montgomery County management has established a comprehensive internal control framework designed both to protect governmental assets from loss, theft, or misuse, and to compile sufficient reliable information for the preparation of the County's financial statements in conformity with GAAP. Montgomery County's comprehensive framework, because the cost of internal controls should not outweigh their benefits, has been designed to provide reasonable, rather than absolute, assurance that the financial statements will be free from material misstatement. We believe the data as presented is accurate in all material aspects; that it is presented in a manner designed to fairly set forth the financial position and results of operations of Montgomery County as measured by the financial activity of its various funds; and that all disclosures necessary to enable the reader to gain the maximum understanding of the County's financial activity have been included.

Montgomery County's financial statements have been audited by Pattillo, Brown & Hill, L.L.P., a firm of licensed certified public accountants. The goal of the independent audit was to provide reasonable assurance that the financial statements of the County for the fiscal year ended September 30, 2022 are free of material misstatement. The independent audit involved examining, on a test basis, evidence supporting the amounts and disclosures in the financial statements; assessing the accounting principles used and significant estimates made by management; and evaluating the overall financial presentation. The independent auditor concluded, based on the audit, that there was a reasonable basis for rendering an unmodified opinion that the financial statements of Montgomery County for the year ended September 30, 2022 are fairly presented in conformity with GAAP. The independent auditor's report is presented as the first component of the financial section of this report.

Tele: (936) 539-7820•••Fax (936) 788-8390•••Email: Rakesh.Pandey@mctx.org

The independent audit of the financial statements of Montgomery County was a part of a broader, federally mandated "Single Audit" designed to meet the special needs of federal and state grantor agencies. The standards governing Single Audit engagements require the independent auditor to report not only on the fair presentation of the financial statements, but also on the government's internal controls and compliance with legal requirements. Specific emphasis was placed on internal controls and compliance with laws and regulations involving the administration of federal and state awards. This Single Audit Report is available as a separate report from Montgomery County.

GAAP require that management provide a narrative introduction, overview, and analysis to accompany the basic financial statements in the form of Management's Discussion and Analysis (MD&A). This letter of transmittal is designed to complement MD&A and should be read in conjunction with it. Montgomery County's MD&A can be found immediately following the report of the independent auditors.

Profile of Montgomery County

Montgomery County was created on December 14, 1837 by an act of the Congress of the Republic of Texas. It is bisected by Interstate 45, and located approximately forty miles north of downtown Houston. Montgomery County is officially the birthplace of the Texas flag. The actual design of the Lone Star Flag remained a mystery until the Texas House of Representative passed House Resolution 1123 in 1997 commemorating Montgomery County as the flag's official birthplace. Dr. Charles B. Stewart is credited with creating the inspirational banner of the State of Texas. The County provides a full range of services, including police protection, legal and judicial services, construction and maintenance of roads and bridges, public health service, and facilities for recreational and cultural use. The County operates a full service airport as a reliever to nearby Bush Intercontinental Airport. Three major rail lines intersect in the county seat of Conroe. The Lone Star College System offers both 2- and 4-year degree plans in partnership with several universities throughout the state. Scenic Lake Conroe sits among some 1,090 square miles of rolling hills and grassy meadows to create an atmosphere of rural America nestled securely beside its urban neighbors.

The County operates as specified under the Constitution of the State of Texas, and in accordance with the provisions of the State Statutes of Texas, which provide for a Commissioners' Court consisting of the County Judge, elected at-large to a four-year term and four Commissioners, each of whom is elected from four geographical precincts to four-year staggered terms. The Commissioners' Court serves as the governing body of the County.

The U.S. Census Bureau reported the 1990 population for Montgomery County to be 180,394 and the year 2000 population to be 293,768. The most recent census reported the population of Montgomery County to be 620,443. At each census, the County has experienced growth in excess of 50%, with no sign of slowing down. At September 30, 2022, the estimated population was 653,383. The County's population has continued to grow during the past year and is evident in the increased demand for service at the county level. The main impetus for growth in the past three decades has come from the expansion of nearby metropolitan Houston. Many Montgomery County residents now work in Houston, and the spread of the city's suburbs into the County has led to a rapid rise in population. The governing body's active involvement in infrastructure improvements has been instrumental in this explosive growth in population in recent years, Montgomery County has become a recreation destination for many Houston residents. The area, with its abundant lakes and the Sam Houston National Forest, offers numerous opportunities for hunting, boating, fishing, and hiking.

Montgomery County maintains strict budgetary controls to ensure compliance with legal provisions in the annual appropriated budget approved by the governing body. Activities of the General Funds, the Special

Tele: (936) 539-7820•••Fax (936) 788-8390•••Email: Rakesh.Pandey@mctx.org

Revenue Funds, and the Debt Service Funds are included in the annual appropriated budget. Budget to actual comparisons are provided in this report for all funds for which an annual appropriated budget is adopted. According to the budget laws of the State of Texas, expenditures may not exceed the amount appropriated for each fund. The County's budget is prepared and adopted annually as a balanced budget pursuant to Texas law and adhering to a calendar established by the statutes of the State of Texas. In keeping with those statutes, the ad valorem tax levy cannot be established until the budget is adopted. In Montgomery County, the budget is adopted by September 30th of each year. Once adopted, the budget is enforced by the County Auditor, as provided by statute.

Factors Affecting Financial Condition

The information presented in the financial statements of Montgomery County is best understood when it is considered from the broader perspective of the specific environment within which Montgomery County operates.

Local economy – Historically, **t**he County's economy has been based on mineral production (oil, gas, sand, and gravel), agriculture (horses, cattle, and greenhouse nurseries), and lumbering (timber products). Today, the economy has shifted towards an urban-rural mix. In recent years, the largest industries have been energy, education, health and social services, with retail trade and manufacturing following. Investments made in Texas highways recently have assisted in attracting new and diverse businesses to the County. A favorable taxing environment continues to draw many companies to relocate corporate headquarters to Montgomery County. The Woodlands, a planned community in south Montgomery County, is home to energy, biomedical, and technology businesses. This is causing ever-continued growth in the southern part of the County. As Houston and Harris County, directly to the south, run out of developable land, business and residential growth in Montgomery County is expected to continue.

Recent developments that have contributed to the continued upturn in the local economy in Montgomery County include the construction of a nascent medical compound, centered around the busy intersection of Interstate 45 and State Highway 242, anchored by Texas Children's Hospital, St. Luke's and Methodist Hospital. The relocation of ExxonMobil's corporate headquarters to northern Harris County has further driven growth to the southern part of Montgomery County. The former Boy Scout camp at Camp Strake was sold to Johnson Development Corporation with the intent of creating a new master planned community, Grand Central Park, on 2,046 acres. Construction began in 2016; the 336 Marketplace located in the community continues to welcome a wide array of tenants.

Two huge storms, Hurricane Harvey and Tropical Storm Imelda made landfall in 2017 and 2019 respectively and have caused widespread damage to the region, resulting in billions of dollars in damage. The County continues to work diligently with the State of Texas and the Federal Emergency Management Agency (FEMA) to make critical repairs to infrastructure and buildings, as the effects from Hurricane Harvey and Tropical Storm Imelda are continued to be felt. In February 2021, a massive cold front from the Arctic blasted through the state, driving temperatures to record lows. Many throughout the state suffered catastrophic losses due to the widespread power and water loss because of the freezing temperatures. The County is working with FEMA to assist households deal with these losses.

The County functioned much of the year in the shadow of the continuing pandemic because of the COVID-19 virus. In January 2020, a highly contagious and deadly virus, COVID-19, spread from China at a rapid pace; it was declared a pandemic by the World Health Organization in March 2020. The governing body of the County responded with a disaster declaration and is working with federal and state agencies to ensure the health and safety of both its citizens and its employees. The County received almost $105 million from the Federal Government to assist in the massive undertaking of a changed working environment. Additionally, the County was allocated almost $118 million as part of the American Rescue Plan Act of 2021 (ARPA), and has received the first half (about $58.989 million) in May 2021, and the

Tele: (936) 539-7820•••Fax (936) 788-8390•••Email: Rakesh.Pandey@mctx.org

second half was received in June 2022 ($58.989 million).

Long-term financial planning – The Commissioners' Court continues to be very active in infrastructure development, specifically road improvements, to help ensure economic growth. In the second half of calendar year 2005, the County executed an agreement with the Texas Department of Transportation that is facilitating the improvement of five separate state-owned roads. This Pass-Through Toll Agreement provides for the County to pledge local funds to improve these roads, with a partial reimbursement from highway funds at a later date. The County pledged $100 million of the Series 2006 $160 million voter-approved road bonds, as well as an additional $88 million of future bonds to leverage the federal funds for the projects in the hopes of gaining an estimated $232 million in improvements for the citizens of Montgomery County. In the same spirit of infrastructure development, voters in the County approved a ballot measure in November 2015 for a series of bond offerings that will raise $280 million for a multitude of road projects throughout Montgomery County. The final bond offerings were issued in May and December 2018 to fund the remaining projects. These projects are expected to alleviate mobility issues in key areas of the County.

As part of this future planning, the Commissioners' Court created the Montgomery County Toll Road Authority (MCTRA) in August 2006. The MCTRA is charged with the task of collecting tolls from vehicles traveling on the portion of State Highway 242, which connects with Interstate 45 in southern Montgomery County. SH 242 opened to the public in July 2015. In January 2018, the County retired the remainder of the debt associated with the construction of SH 242. In May 2019, the Board agreed to remove the tolls on SH 242. Additionally, revenue bonds for MCTRA were issued in June 2018 to fund construction along State Highway 249 in Montgomery County. Any revenues generated by the authority are anticipated to be used to either retire a portion of the debt related to the construction and/or to fund future improvements, as the need arises.

New developments – As part of the continuing effort in the County to alleviate traffic congestion in the southern part of the County, the Commissioners' Court awarded a contract to construct an interchange facility and direct connectors from State Highway 242 to Interstate 45. This project, approved by the governing body in February 2013, opened in July of 2015 and has improved the flow of traffic in the heavily congested south county area. The County is continuing in its endeavors to face transportation issues by exploring the expansion of the MCTRA to the western part of the County and specifically the SH 249, Tomball Parkway. Working in conjunction with the Harris County Toll Road Authority (HCTRA), MCTRA is completing the work on widening and improving SH 249 in fiscal year 2021. The SH 249 became fully operational in December 2020 and has shown excellent progress since opening and is now generating more than 1 million transactions per month. The American Public Works Association (APWA) awarded the SH 249 as an APWA Texas Chapter 2021 Award Recipient in the category of Transportation Greater than 75 million and Public Works Project of the Year. Construction work continues on SH 249 in which the Decker Prairie intersection layout enhancements are 100% completed and the Decker Prairie corridor layout enhancements are also 100% completed as of fiscal year 2022.

In addition, the County awarded a contract to construct an extension of Farm-to-Market 149 spanning from Jackson Road to the State Highway 249 tollway. This project, approved by the governing body in May 2022, is currently in Phase II of development. Aerial mapping for this project was completed in September 2022, with field work expected to commence following final alignment adjustments.

Financial Transparency – In a continuing effort to embrace technological advances, the County embarked on replacing its enterprise resource planning (ERP) financial software system. Aided by various staff members throughout multiple user departments, we went live on July 1, 2020. Continuing modules are being implemented in a staggered approach with the Talent Acquisition within the Human Resources module going live in the latter portion of fiscal year 2023.

Tele: (936) 539-7820•••Fax (936) 788-8390•••Email: Rakesh.Pandey@mctx.org

Awards and Acknowledgments

The Government Finance Officers Association of the United States and Canada (GFOA) awarded a Certificate of Achievement for Excellence in Financial Reporting to Montgomery County for its annual comprehensive financial report for the fiscal year ended September 30, 2021. This was the thirty-fourth consecutive year that the County has achieved this prestigious award. In order to be awarded a Certificate of Achievement, a government must publish an easily readable and efficiently organized Annual Report. This report must satisfy both generally accepted accounting principles and applicable legal requirements.

A Certificate of Achievement is valid for a period of one year only. We believe that our current annual comprehensive financial report continues to meet the Certificate of Achievement Program's requirements, and we are submitting it to the GFOA to determine its eligibility for another certificate.

The preparation of this report would not have been possible without the efficient and dedicated services of all County departments. I want to express my appreciation to the entire staff of the Office of County Auditor for their continued efforts. I also wish to commend the members of the Commissioners' Court for conducting the financial operations of Montgomery County in a responsible and professional manner, while meeting the increasing demands for public service.

Respectfully submitted,

Rakesh Pandey

Rakesh Pandey, CPA
Montgomery County Auditor

RP/sb

Tele: (936) 539-7820•••Fax (936) 788-8390•••Email: Rakesh.Pandey@mctx.org

Government Finance Officers Association

Certificate of Achievement for Excellence in Financial Reporting

Presented to

Montgomery County Texas

For its Annual Comprehensive
Financial Report
for the Fiscal Year Ended

September 30, 2021

Christopher P. Morrill

Executive Director/CEO

MONTGOMERY COUNTY, TEXAS ORGANIZATION CHART

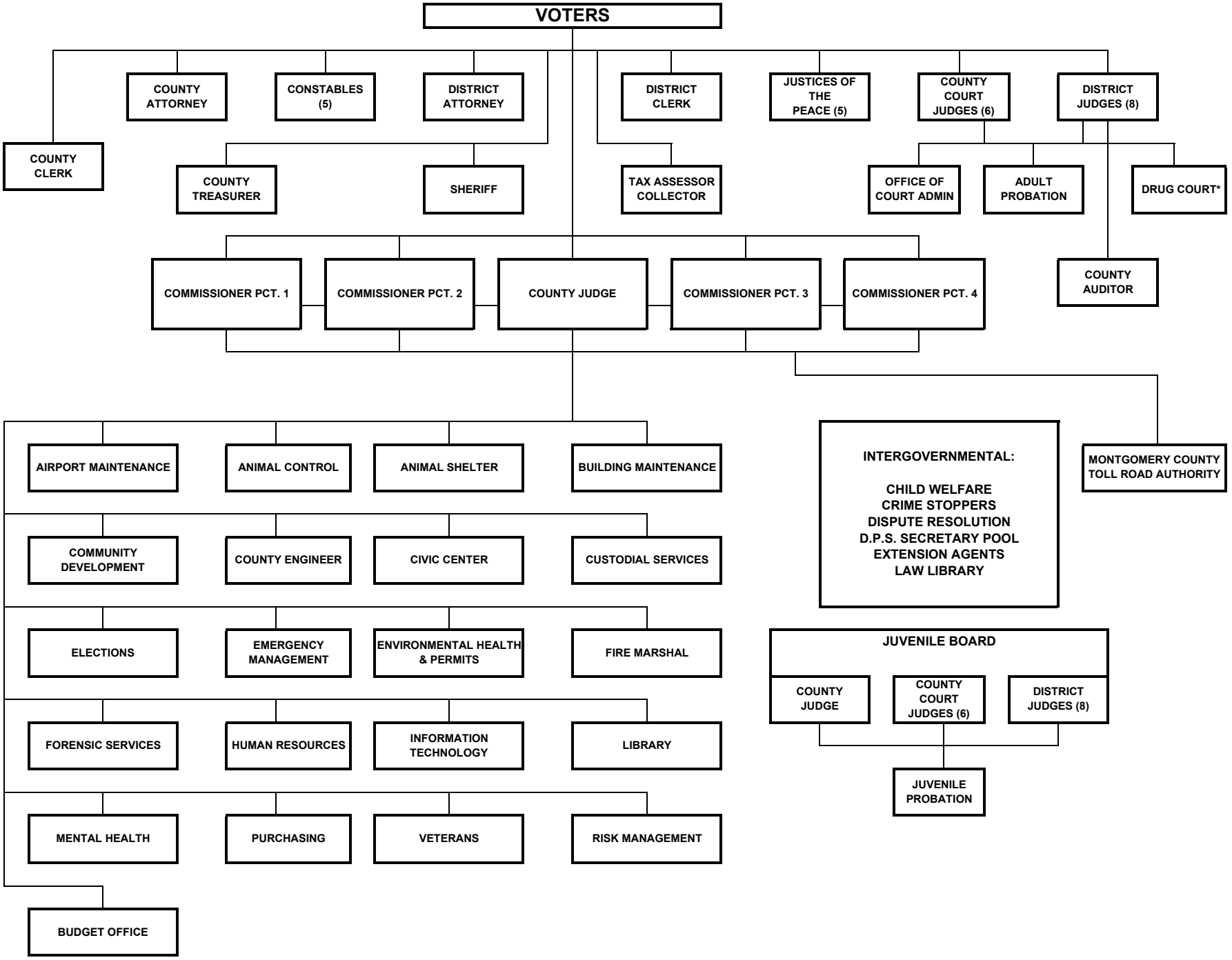

*As of 12/13/2022, Drug Court reports to Commissioners Court.

MONTGOMERY COUNTY, TEXAS
DIRECTORY OF OFFICIALS
SEPTEMBER 30, 2022

COMMISSIONERS' COURT:	
Mark Keough	County Judge
Robert Walker	Commissioner, Precinct #1
Charlie Riley	Commissioner, Precinct #2
James L. Noack, Jr.	Commissioner, Precinct #3
James Metts, term ended 12/31/2022	Commissioner, Precinct #4
Matthew Gray, elected 1/1/2023	Commissioner, Precinct #4
DISTRICT COURTS:	
Phil Grant	Judge, 9th Judicial District
Lisa Michalk	Judge, 221st Judicial District
Kristin Bays	Judge, 284th Judicial District
Kathleen Hamilton	Judge, 359th Judicial District
Jennifer Robin	Judge, 410th Judicial District
Tracy Gilbert	Judge, 418th Judicial District
Patty Maginnis	Judge, 435th Judicial District
Vincenzo Santini	Judge, 457th Judicial District
Brett Ligon	District Attorney
Melisa Miller	District Clerk
COUNTY COURTS AT LAW:	
Dennis Watson, Retired 12/31/2022	Judge, County Court at Law #1
John Hafley, Elected 1/1/2023	Judge, County Court at Law #1
Claudia Laird	Judge, County Court at Law #2
Amy Tucker, elected 1/1/2023	Judge, County Court at Law #3
Mary Ann Turner, term ended 12/31/2022	Judge, County Court at Law #4
Echo Hutson, elected 1/1/2023	Judge, County Court at Law #4
Keith Stewart	Judge, County Court at Law #5
Scharlene Valdez	Judge, County Court at Law #6
BD Griffin	County Attorney
Mark Turnbull, term ended 12/31/2022	County Clerk
Brandon Steinmann, elected 1/1/2023	County Clerk
JUSTICE COURTS:	
Wayne L. Mack	Justice of Peace, Precinct #1
Grady Trey Spikes	Justice of Peace, Precinct #2
Matt Beasley	Justice of Peace, Precinct #3
Jason Dunn	Justice of Peace, Precinct #4
Matthew Masden	Justice of Peace, Precinct #5
LAW ENFORCEMENT:	
Rand Henderson	Sheriff
Phillip Cash	Constable, Precinct #1
Gene DeForest	Constable, Precinct #2
Ryan Gable	Constable, Precinct #3
Kenneth "Rowdy" Hayden	Constable, Precinct #4
Chris Jones	Constable, Precinct #5
FINANCIAL ADMINISTRATION:	
Tammy McRae	Tax Assessor-Collector
Melanie Bush	County Treasurer
Rakesh Pandey, CPA	County Auditor[1]
Gilbert Jalomo	Purchasing Agent[1]
Amanda Carter	Budget Officer[1]

[1] Designates appointed official. All others are elected.

FINANCIAL SECTION

THIS PAGE LEFT BLANK INTENTIONALLY

PATTILLO, BROWN & HILL, L.L.P.
401 West State Highway 6
Waco, Texas 76710
254.772.4901 | pbhcpa.com

INDEPENDENT AUDITOR'S REPORT

Honorable County Judge and
County Commissioners
Conroe, Texas

Report of the Financial Statements

Opinions

We have audited the financial statements of the governmental activities, the business-type activities, each major fund, and the aggregate remaining fund information of the Montgomery County, Texas (the "County"), as of and for the year ended September 30, 2022, and the related notes to the financial statements, which collectively comprise the County's basic financial statements as listed in the table of contents.

In our opinion, the accompanying financial statements present fairly, in all material respects, the respective financial position of the governmental activities, the business-type activities, each major fund, and the aggregate remaining fund information of the County as of September 30, 2022, and the respective changes in financial position, and, where applicable, cash flows thereof, for the year then ended in accordance with accounting principles generally accepted in the United States of America.

Basis for Opinions

We conducted our audit in accordance with auditing standards generally accepted in the United States of America (GAAS) and the standards applicable to financial audits contained in *Government Auditing Standards*, issued by the Comptroller General of the United States. Our responsibilities under those standards are further described in the Auditor's Responsibilities for the Audit of the Financial Statements section of our report. We are required to be independent of the County and to meet our other ethical responsibilities, in accordance with the relevant ethical requirements relating to our audit. We believe that the audit evidence we have obtained is sufficient and appropriate to provide a basis for our audit opinions.

Emphasis of Matter – Change in Accounting Principle

As described in the notes to the financial statements, in fiscal year 2022 the County adopted new accounting guidance, Governmental Accounting Standards Board (GASB) Statement No. 87, *Leases*. Our opinion is not modified with respect to this matter.

Responsibilities of Management for the Financial Statements

Management is responsible for the preparation and fair presentation of the financial statements in accordance with accounting principles generally accepted in the United States of America, and for the design, implementation, and maintenance of internal control relevant to the preparation and fair presentation of financial statements that are free from material misstatement, whether due to fraud or error.

In preparing the financial statements, management is required to evaluate whether there are conditions or events, considered in the aggregate, that raise substantial doubt about the County's ability to continue as a going concern for one year after the date that the financial statements are issued.

Auditor's Responsibilities for the Audit of the Financial Statements

Our objectives are to obtain reasonable assurance about whether the financial statements as a whole are free from material misstatement, whether due to fraud or error, and to issue an auditor's report that includes our opinions. Reasonable assurance is a high level of assurance but is not absolute assurance and therefore is not a guarantee that an audit conducted in accordance with GAAS and *Government Auditing Standards* will always detect a material misstatement when it exists. The risk of not detecting a material misstatement resulting from fraud is higher than for one resulting from error, as fraud may involve collusion, forgery, intentional omissions, misrepresentations, or the override of internal control. Misstatements are considered material if there is a substantial likelihood that, individually or in the aggregate, they would influence the judgment made by a reasonable user based on the financial statements.

In performing an audit in accordance with GAAS and *Government Auditing Standards*, we:

- Exercise professional judgment and maintain professional skepticism throughout the audit.
- Identify and assess the risks of material misstatement of the financial statements, whether due to fraud or error, and design and perform audit procedures responsive to those risks. Such procedures include examining, on a test basis, evidence regarding the amounts and disclosures in the financial statements.
- Obtain an understanding of internal control relevant to the audit in order to design audit procedures that are appropriate in the circumstances, but not for the purpose of expressing an opinion on the effectiveness of the County's internal control. Accordingly, no such opinion is expressed.
- Evaluate the appropriateness of accounting policies used and the reasonableness of significant accounting estimates made by management, as well as evaluate the overall presentation of the financial statements.
- Conclude whether, in our judgment, there are conditions or events, considered in the aggregate, that raise substantial doubt about the County's ability to continue as a going concern for a reasonable period of time.

We are required to communicate with those charged with governance regarding, among other matters, the planned scope and timing of the audit, significant audit findings, and certain internal control–related matters that we identified during the audit.

Required Supplementary Information

Accounting principles generally accepted in the United States of America require that the management's discussion and analysis, budgetary comparison information for the General Fund, Road and Bridge Fund, and Grants Fund, and pension and OPEB information be presented to supplement the basic financial statements. Such information, although not a part of the basic financial statements, is required by the Governmental Accounting Standards Board who considers it to be an essential part of financial reporting for placing the basic financial statements in an appropriate operational, economic, or historical context. We have applied certain limited procedures to the required supplementary information in accordance with auditing standards generally accepted in the United States of America, which consisted of inquiries of management about the methods of preparing the information and comparing the information for consistency with management's responses to our inquiries, the basic financial statements, and other knowledge we obtained during our audit of the basic financial statements. We do not express an opinion or provide any assurance on the information because the limited procedures do not provide us with sufficient evidence to express an opinion or provide any assurance.

Supplementary Information

Our audit was conducted for the purpose of forming opinions on the financial statements that collectively comprise the County's basic financial statements. The combining and individual fund financial statements and schedules, the Schedule of Expenditures of Federal Awards, as required by the audit requirements of Title 2 U.S. Code of Federal Regulations (CFR) Part 200, *Uniform Administrative Requirements, Cost Principles, and Audit Requirements for Federal Awards* (Uniform Guidance), and the Schedule of State Awards, as required by the audit requirements of the State of Texas *Uniform Grant Management Standards,* are presented for purposes of additional analysis and are not a required part of the basic financial statements. Such information is the responsibility of management and was derived from and relates directly to the underlying accounting and other records used to prepare the basic financial statements. Such information has been subjected to the auditing procedures applied in the audit of the basic financial statements and certain additional procedures, including comparing and reconciling such information directly to the underlying accounting and other records used to prepare the basic financial statements or to the basic financial statements themselves, and other additional procedures in accordance with auditing standards generally accepted in the United States of America. In our opinion, the combining and individual fund financial statements, the Schedule of Expenditures of Federal Awards, and the Schedule of Expenditures of State Awards, are fairly stated, in all material respects, in relation to the basic financial statements as a whole.

Other Information

Management is responsible for the other information included in the annual comprehensive financial report (ACFR). The other information comprises the introductory section and statistical section but does not include the financial statements and our auditor's report thereon. Our opinions on the financial statements do not cover the other information, and we do not express an opinion or any form of assurance thereon. In connection with our audit of the financial statements, our responsibility is to read the other information and consider whether a material inconsistency exists between the other information and the financial statements, or the other information otherwise appears to be materially misstated. If, based on the work performed, we conclude that an uncorrected material misstatement of the other information exists, we are required to describe it in our report.

Other Reporting Required by *Government Auditing Standards*

In accordance with *Government Auditing Standards*, we have also issued our report dated March 28, 2023, on our consideration of the County's internal control over financial reporting and on our tests of its compliance with certain provisions of laws, regulations, contracts, and grant agreements and other matters. The purpose of that report is solely to describe the scope of our testing of internal control over financial reporting and compliance and the results of that testing, and not to provide an opinion on the effectiveness of internal control over financial reporting or on compliance. That report is an integral part of an audit performed in accordance with *Government Auditing Standards* in considering the County's internal control over financial reporting and compliance.

Pattillo, Brown & Hill, L.L.P.

Waco, Texas
March 28, 2023

THIS PAGE LEFT BLANK INTENTIONALLY

MANAGEMENT'S DISCUSSION AND ANALYSIS

THIS PAGE LEFT BLANK INTENTIONALLY

This discussion and analysis provides readers of the financial statements of Montgomery County, Texas (the County) with a narrative overview and analysis of the County's financial activities for the fiscal year ended September 30, 2022. The intent of this discussion and analysis is to evaluate the current activities, resulting changes, and currently known facts of the County as a whole. Readers of this discussion and analysis should consider the information presented here in conjunction with additional information that is furnished in the accompanying letter of transmittal, which can be found on pages i-v of this report. This discussion should also be read in conjunction with the basic financial statements and the notes to those financial statements (which immediately follow this discussion). The discussion and analysis includes comparative data from the prior year.

FINANCIAL HIGHLIGHTS

- The assets and deferred outflows of resources of the County exceeded its liabilities and deferred inflows of resources at the close of the fiscal year by $593,830,065 (net position). Of this amount, $44,887,238 is restricted for specific purposes. With the presentation of the net investment in capital assets, unrestricted net position becomes ($66,391,819).

- The County's total net position increased by $14,081,029 from current operations due to a decrease in net pension liability.

- At September 30, 2022, the County's governmental funds reported combined ending fund balances of $261,167,572, a decrease of $62,501,295 from operations in comparison with the prior year. From the ending fund balances, $111 is non-spendable, $103,606,682 is restricted, $22,316,611 is committed and $85,000,000 is assigned. Approximately 19.24% of the ending balances, $50,244,168 is unassigned and available for spending at the government's discretion. Details on these balances can be found in the chart included in Note 10.

- At September 30, 2022, unassigned fund balance for the General Fund was $50,908,641, or 17.98% of total General Fund expenditures.

- The County's total bonded debt decreased by $22,475,000, or 3.8%, during the current fiscal year. This decrease was due to regularly scheduled payments and the issuance of refunding debt which defeased certain obligations.

- As of fiscal year 2022, the County reported a net pension asset of $47,475,152.

- As of fiscal year 2022, the County reported other post-employment benefit obligations (OPEB) of $224,199,623.

OVERVIEW OF THE FINANCIAL STATEMENTS

This discussion and analysis is intended to serve as an introduction to Montgomery County's basic financial statements, which are comprised of three components: 1) government-wide financial statements, 2) fund financial statements, and 3) notes to the financial statements. This report also contains additional supplementary information to the financial statements themselves.

Government-Wide Financial Statements

The Statement of Net Position and the Statement of Activities, the two government-wide financial statements, are designed to provide readers with a broad overview of Montgomery County's finances, similar to the financial statements of a private-sector business. Both of these statements are presented using the full accrual basis of accounting; therefore, revenues are reported when they are earned and expenses are reported when the goods and services are received, regardless of the timing of cash being received or disbursed. These statements include capital assets of the County (including infrastructure added since implementing GASB Statement No. 34 in fiscal year 2003 and the portion of GASB Statement No. 34 as it pertains to retroactive infrastructure reporting) as well as all liabilities (including long-term debt). Additionally, certain eliminations have occurred as prescribed by GASB Statement No. 34 in regards to interfund activity, payables and receivables.

The Statement of Net Position presents information on all of Montgomery County's assets and deferred outflows of resources, and liabilities and deferred inflows of resources, with the difference between the two groups being reported as net position. This statement is similar to that of the balance sheet of a private-sector business (with primary sections in a business balance sheet being assets, liabilities, and equity). The GASB believes that, over time, increases or decreases in the net position may serve as a useful indicator of whether the financial position of the County is improving or deteriorating.

The Statement of Activities presents the County's revenues and expenses for the year, with the difference between the two resulting in the change in net position for the fiscal year ended September 30, 2022. All changes in net position are reported as soon as the underlying event giving rise to the change occurs, regardless of the timing of related cash flows. Thus, revenues and expenses are reported in this statement for some items that will only result in cash flows in future fiscal periods (e.g., uncollected taxes and earned but unused vacation leave). Because the statement of activities separates program revenue (revenue generated by specific programs through fees, fines, forfeitures, charges for services, or grants received) from general revenue (revenue provided by taxes and other sources not tied to a particular program), it shows to what extent each function has to rely on general revenues for funding. The governmental functions of the County include general government, financial administration, health and human services, culture and recreation, law enforcement and corrections, legal and judicial, transportation, and debt service.

Government-wide financial statements include not only the activities of the County itself (known as the primary government), but also those of a legally separate component unit: the Montgomery County Toll Road Authority. The County Commissioners' Court acts as the Board of Directors for the component unit whose activities are blended with those of the primary government because they function as part of the County government. Montgomery County's government-wide financial statements distinguish functions of the County that are principally supported by tax and intergovernmental revenues (*governmental activities*) from those that are intended to recover all or a significant portion of their costs through fees and charges (*business-type activities*).

The government-wide financial statements can be found on pages 16-18 of this report.

Fund Financial Statements

The fund financial statements focus on the County's most significant funds (major funds) rather than fund types, or the County as a whole. A fund is a grouping of related accounts that is used to maintain control over resources that have been segregated for specific activities or objectives. Montgomery County, like other state and local governments, uses fund accounting to ensure and demonstrate compliance with finance-related legal requirements. All of the funds of the County can be divided into three categories: governmental funds, proprietary funds, and fiduciary funds.

1) Governmental funds are maintained to account for the government's operating and financing activities. The measurement focus is on available resources.

2) Proprietary funds are utilized to account for internal service funds and enterprise funds. Internal service funds are an accounting tool used to accumulate and allocate costs amongst the County's functions. Enterprise funds are used to report an activity for which a fee is charged to external users for goods and services.

3) Fiduciary funds are used to account for resources that are held by the government as a trustee or agent for parties outside of the government. The resources of fiduciary funds cannot be used to support the government's own programs.

Governmental funds are used to account for those functions reported as governmental activities in the government-wide financial statements. As mentioned earlier, government-wide financial statements are reported using full accrual accounting; governmental fund financial statements focus on near-term inflows and outflows of expendable resources, as well as balances of available resources. In other words, revenue is reported when earned, provided it is collectible within the reporting period or soon enough afterward to be used to pay liabilities of the current period. Likewise, liabilities are recognized as expenditures only when payment is due since they must be liquidated with available cash. Such information is useful in comparing a government's near-term financing requirements to near-term resources available.

The focus of governmental funds is narrower than that of the government-wide financial statements; therefore it is useful to compare the information presented for governmental funds with similar information presented for governmental activities in the government-wide financial statements. By doing so, readers should better understand the results and long-term impact of the government's near-term financing decisions. The user is assisted in this comparison between the two bases of accounting by way of a reconciliation statement between the governmental fund balance sheet and the government-wide statement of net position, as well as a reconciliation statement between the governmental fund statement of revenues, expenditures, and changes in fund balances and the government-wide statement of activities.

Montgomery County maintained 36 individual governmental funds during the fiscal year ended September 30, 2022. Information is presented separately in the governmental fund balance sheet and in the governmental fund statement of revenues, expenditures, and changes in fund balances for the General Fund, the Road and Bridge Fund, the Debt Service Fund, the Grants Fund, the Pass-through Toll Projects Fund, and the Road Bonds 2018B Fund, all of which are considered to be major funds. Data from the remaining governmental funds (i.e., nonmajor funds) is combined into a single, aggregated presentation. Individual fund data for each nonmajor governmental fund is provided in the form of combining schedules, which are included in the Supplementary Information section following the notes to the financial statements.

Montgomery County utilizes and maintains budgetary controls over its operating funds. Budgetary controls are used to ensure compliance with legal provisions required under state statute governing the annual appropriated budget. Budgets for governmental funds are established in accordance with state law and, by County policy, are adopted at the department level for the General Fund, all Special Revenue Funds, and the Debt Service Fund using the primary categories of salaries, benefits, operations, and capital. A budgetary comparison statement is provided in the financial section for the General Fund, the Road and Bridge Special Revenue Fund, and the Grants Special Revenue Fund. The Pass-through Toll Projects fund and Road Bonds 2018B fund are capital projects funds with project-length budgets and therefore do not present budgetary comparison schedules. Budgetary comparison schedules for all nonmajor special revenue funds are provided as supplementary information. These budgetary comparisons can be used to demonstrate compliance with the budget both in its original and final forms.

The basic governmental fund financial statements can be found on pages 19-24 of this report.

Proprietary Funds focus on the determination of operating income, changes in net position, financial position, and cash flows. There are two types of proprietary funds: enterprise funds and internal service funds. Internal Service Funds are utilized as an accounting device to accumulate and allocate costs internally among the County's various functions. The County maintains three Internal Service funds to account for its employee health benefits, worker's compensation, and accident and liability. Since the internal service funds predominantly benefit governmental rather than business-type functions, they have been included within governmental activities in the government-wide financial statements. The County also maintains an Enterprise Fund to account for activity in the Montgomery County Toll Road Authority (MCTRA). The Montgomery County Toll Road is fully functional with ongoing projects for enhancements. These operations are fully supported by user fees. The fund is reported as a business-type activity in the financial statements.

Proprietary funds provide the same type of information as the government-wide financial statements, only in more detail. The internal service funds are also presented in the proprietary fund financial statements.

The basic proprietary fund financial statements can be found on pages 25-27 of this report.

Fiduciary funds are used to account for resources held for the benefit of parties other than the County itself. Custodial and investment trust funds are the only fiduciary fund type used by Montgomery County, and they are not reflected in the government-wide financial statements because the resources of those funds are not available to support the programs and expenses of the County. The basis of accounting used for fiduciary funds is the full accrual basis, much like that of the government-wide statements.

The basic fiduciary fund financial statements can be found on pages 28-29 of this report.

Notes to the financial statements provide additional information that is essential to a full understanding of the data provided in the government-wide and fund financial statements. As such, the notes are an integral part of the basic financial statements. They focus on the primary government's governmental activities, major funds, and nonmajor funds in the aggregate.

The notes to the financial statements can be found on pages 30-61 of this report.

Required supplementary information provides information on the County's participation in the agent multiple-employer defined benefit pension plan as well as information on other post-employment benefits. This section is also comprised of the comprised of the General Fund, Road and Bridge Fund, and Grants Fund final budget versus actual at the department level. The required supplementary information can be found on pages 62-69.

Supplementary information also includes combining financial statements for non-major governmental, proprietary and fiduciary funds. These funds are totaled by fund type and presented in a single column in the basic financial statements. They are not reported individually, as with major funds, on the governmental fund financial statements.

Supplementary information can be found on pages 70-138 of this report.

GOVERNMENT-WIDE OVERALL FINANCIAL ANALYSIS

As noted earlier, net position may serve over time as a useful indicator of a government's financial position. Montgomery County's assets and deferred outflows of resources exceeded liabilities and deferred inflows of resources by $593,830,065 at September 30, 2022, as shown in the table below.

MONTGOMERY COUNTY, TEXAS' NET POSITION

	Governmental Activities		Business-type activities		Total	
	2022	2021	2022	2021	2022	2021
Current and other assets	$ 538,614,633	$ 527,631,676	$ 33,146,977	$ 25,494,661	$ 571,761,610	$ 553,126,337
Capital assets	1,090,953,332	1,046,093,437	67,727,787	71,422,581	1,158,681,119	1,117,516,018
Total assets	1,629,567,965	1,573,725,113	100,874,764	96,917,242	1,730,442,729	1,670,642,355
Deferred outflows	125,573,582	132,974,746	-	-	125,573,582	132,974,746
Current liabilities	197,647,201	173,603,691	331,070	282,171	197,978,271	173,885,862
Long-term liabilities	772,477,202	926,233,882	94,385,450	94,653,668	866,862,652	1,020,887,550
Total liabilities	970,124,403	1,099,837,573	94,716,520	94,935,839	1,064,840,923	1,194,773,412
Deferred inflows	197,345,323	29,094,653	-	-	197,345,323	29,094,653
Net Position:						
Net investment in capital assets	628,629,683	583,889,669	(12,382,813)	(8,687,077)	615,334,646	575,202,592
Restricted	44,887,238	53,879,775	-	-	44,887,238	53,879,775
Unrestricted	(85,845,100)	(60,001,811)	18,541,057	10,668,480	(66,391,819)	(49,333,331)
Total net position	$ 587,671,821	$ 577,767,633	$ 6,158,244	$ 1,981,403	$ 593,830,065	$ 579,749,036

The County's total assets of $1,730,442,729 are largely comprised of cash and investments of $412,710,499, or 23.8%, and capital assets net of accumulated depreciation of $1,158,681,119, or 67.0%. The capital assets of the County include land, buildings, improvements other than buildings, equipment, intangibles, construction in progress, and infrastructure (roads, bridges, signs, etc.). Capital assets are non-liquid assets that provide services to citizens; as a result, these assets cannot be utilized to satisfy County obligations.

As in last year, long-term liabilities of $866,862,652 comprises the largest portion of the County's total liabilities of $1,064,840,923 at 81.4%. Of total long-term liabilities, $39,829,956 is due within one year, with the remainder of $827,032,696 being due over a period of time greater than one year. A more in-depth discussion of long-term debt can be found in the notes to the financial statements.

The County's assets and deferred outflows of resources exceeded its liabilities by $593,830,065 (net position) as of September 30, 2022. Roughly 7.6%, or $44,887,238, of the County's net position represents restricted net position. These resources are subject to external restrictions on how they may be used. Restrictions include statutory requirements, bond covenants, and granting conditions. Of the restricted net position, $14,400,791 is restricted for debt service, and the remainder is restricted by contract or legislation. The most significant portion, $615,334,646 of the County's net position reflects its net investment in capital assets.

MONTGOMERY COUNTY, TEXAS' CHANGES IN NET POSITION

	Governmental activities		Business-type activities		Total	
	2022	2021	2022	2021	2022	2021
Revenues:						
Program revenues:						
Charges for services	$ 125,247,597	$ 105,254,803	$ 14,899,513	$ 11,432,092	$ 140,147,110	$ 116,686,895
Operating grants and contributions:	55,811,289	97,333,400	-	-	55,811,289	97,333,400
Capital grants and contributions:	62,534,969	59,882,215	-	-	62,534,969	59,882,215
General revenues:						
Property taxes	267,085,811	260,177,425	-	-	267,085,811	260,177,425
Other taxes	5,278,277	5,593,927	-	-	5,278,277	5,593,927
Investment earnings	(470,139)	2,789,294	118,863	436,713	(351,276)	3,226,007
Gain on sale of capital assets	499,086	539,926	-	-	499,086	539,926
Miscellaneous	2,858,273	2,037,399	-	-	2,858,273	2,037,399
Total revenues	518,845,163	533,608,389	$ 15,018,376	$ 11,868,805	533,863,539	545,477,194
Expenses:						
General government	62,428,086	56,472,280	-	-	62,428,086	56,472,280
Financial administration	14,938,386	13,824,548	-	-	14,938,386	13,824,548
Health and human services	54,989,968	100,350,590	-	-	54,989,968	100,350,590
Culture and recreation	16,498,100	17,038,107	-	-	16,498,100	17,038,107
Law enforcement and corrections	207,261,356	191,334,228	-	-	207,261,356	191,334,228
Legal and judicial	31,850,290	32,266,182	-	-	31,850,290	32,266,182
Transportation	101,183,154	89,511,711	-	-	101,183,154	89,511,711
Interest and fiscal charges	19,791,635	20,592,102	-	-	19,791,635	20,592,102
Toll road	-	-	10,841,535	10,009,249	10,841,535	10,009,249
Total expenses	508,940,975	521,389,748	10,841,535	10,009,249	519,782,510	531,398,997
Increase (decrease) in net position before transfers	9,904,188	12,218,641	4,176,841	1,859,556	14,081,029	14,078,197
Transfers	-	2,900,000	-	(2,900,000)	-	-
Increase (decrease) in net position	9,904,188	15,118,641	4,176,841	(1,040,444)	14,081,029	14,078,197
Net position, beginning	577,767,633	562,648,992	1,981,403	3,021,847	579,749,036	565,670,839
Net position, ending	$ 587,671,821	$ 577,767,633	$ 6,158,244	$ 1,981,403	$ 593,830,065	$ 579,749,036

The County's overall net position increased from the prior fiscal year. The reasons for this overall increase are discussed in the following sections for governmental activities and business-type activities.

Governmental Activities

During the current fiscal year, net position for governmental activities increased by $9,904,188 from the prior fiscal year.

The County's total revenues of $518,845,163 is a decrease from the prior year. Property tax revenue accounts for $267,085,811, or 51.5%, and is an increase over last year of $6,908,386. The increase is primarily due to increasing property values as the County continues to see increased population and commercial development, as people continue to relocate to the County. These both contribute greatly to increase appraisal values and subsequent tax collections.

Program revenues of fees, fines, forfeitures, and charges for services comprise $125,247,597, or 24.1%; and grants and contributions encompass $118,346,258, or 22.8% of total revenues of governmental activities. Operating Grants and Contributions were $55,811,289, a decrease of $41,522,111 largely due to the decrease of CARES and ARPA grant funds received in response to the recovery efforts from COVID-19. Capital Grants and Contributions experienced an increase of $2,652,754.

The County's governmental activities expenses for the year totaled $508,940,975, a decrease of $11,616,487 from the prior fiscal period. The decrease is primarily due to the recognition of the County's total OPEB liability of $224,199,623, a decrease of $86,815,552 from the prior fiscal period.

The overall financial position of the County has improved over the last year. As mentioned earlier, there is an increase in the governmental activities net position of $9,904,188. The reason for this change is an increase in salaries and depreciation, combined with a decrease in federal funding.

The following chart depicts expenses and program revenues for the fiscal year ending September 30, 2022 for governmental activities.

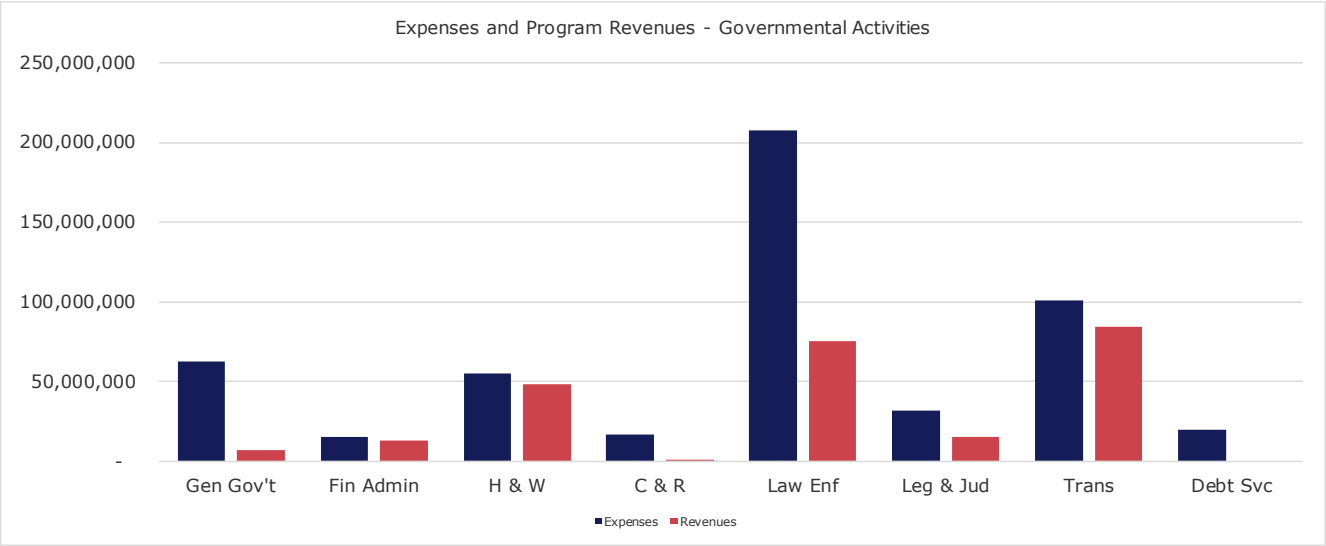

Key elements of the analysis of government-wide program revenues and expenses as they relate to each function reflect the following:

- Program revenues of $243,593,855 are comprised in large part (19.8%) of Health & Human Services' revenues of $48,280,939 and Public Transportation's revenues of $84,074,483 (34.5%). The Law Enforcement and Corrections function comprises 30.9% of program revenues with $75,369,156, General Government makes up 2.8% of program revenues with $6,820,635, and Financial Administration covers 5.2% of program revenues with $12,685,932. The expenses of these functions account for 10.8%, 19.9%, 40.7%, 12.3%, and 2.9%, respectively. As expected, general revenues provided the required support and coverage in areas where expenses exceeded revenues.

- The Health and Human Services function experienced a decrease in expenses of $45,360,622 and a decrease in revenues of $38,026,798 while the law enforcement and corrections function experienced an increase in expenses of $15,927,128 and an increase in revenues of $10,580,271.

The following chart depicts revenues of the governmental activities for the fiscal year ended September 30, 2022.

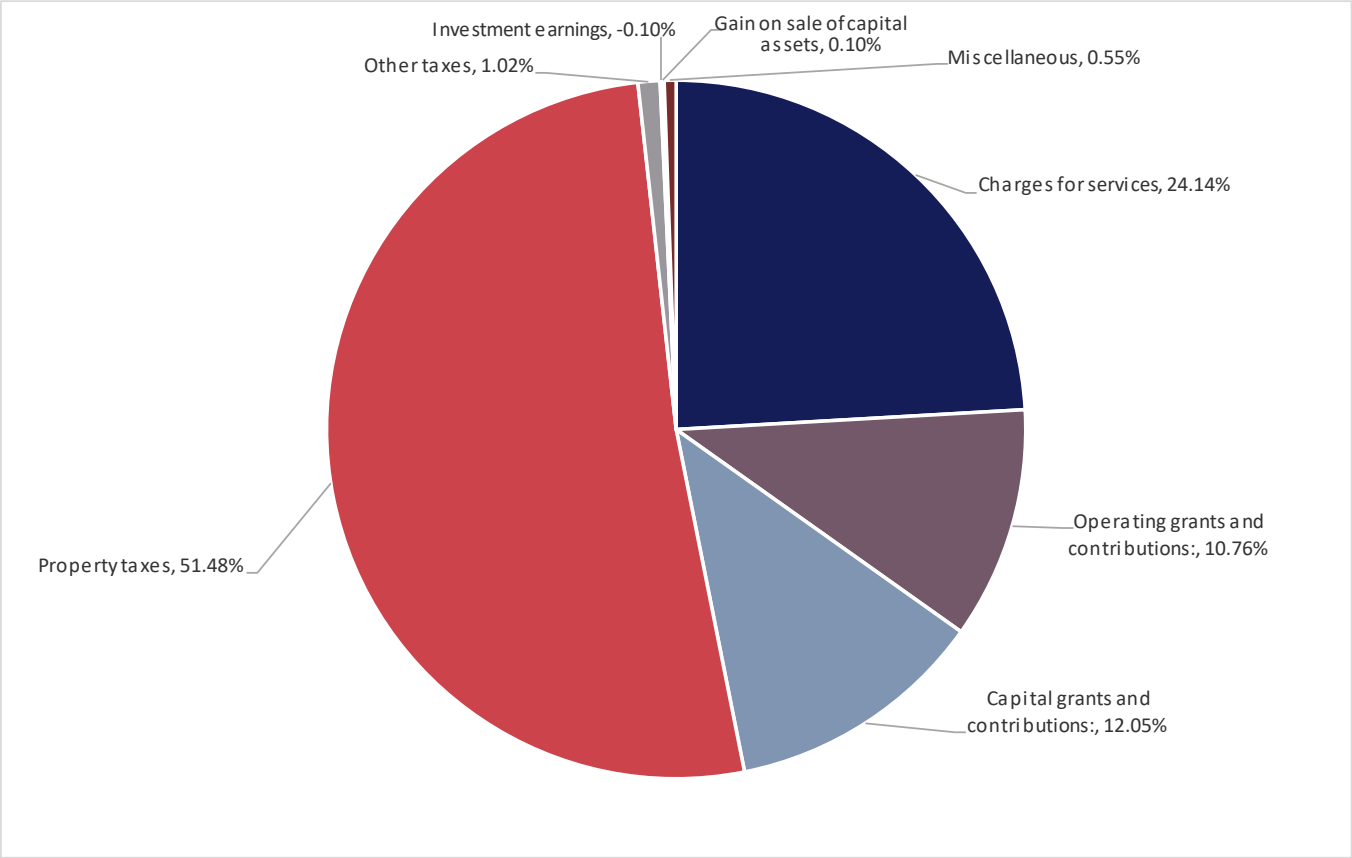

Business-type Activities

For the County's business-type activities, the results for the current year were positive in that overall net position was $6,158,244. Fees and Charges for Services of $14,899,513 comprised 99.2% of total revenues for business-type activities. This amount represents the toll revenue receipts from the SH 249 Tollway. Toll Road expenses increased to $10,841,535, an increase of $832,286 primarily due to higher maintenance costs.

GOVERNMENTAL FUND FINANCIAL ANALYSIS

Montgomery County uses fund accounting to ensure and demonstrate compliance with finance-related legal requirements.

Governmental funds are a means of providing information on near-term inflows, outflows, and balances of usable resources. Such information is useful in assessing Montgomery County's financing requirements. In particular, fund balance may serve as a useful measure of a government's net resources available for spending at the end of the fiscal year.

As of September 30, 2022, the County's governmental funds reported combined ending unassigned fund balances of $50,244,168 that are available for spending at the County's discretion. The remainder of fund balances are categorized as non-spendable $111, restricted $103,606,682, committed $22,316,611 or assigned $85,000,000 to reflect the varying levels of liquidity.

Total assets and deferred outflows of resources in the General Fund amounted to $316,961,979, accounting for 61.5% of total governmental fund assets. The total assets of other major funds, which include Road and Bridge Special Revenue Fund ($29,175,121) the Debt Service Fund ($14,400,791), the Grants Fund ($5,333,086), the Pass-through Toll Projects Fund ($65,438,978), and the Road Bonds 2018B Fund ($51,560,344). Together, all major funds account for $482,870,299 (93.6%) of the County's $515,620,530 in total assets.

The County's General Fund balance decreased by $17,006,414 during the current fiscal year. Key factors in this decrease are as follows:

- Increase in number of public safety employees.
- Increase in fuel costs for a large portion of the year.
- Increase in spending related to jail operations contract.
- Purchase of new election equipment and IT hardware

As part of long-range planning, management has pledged to continue maintaining the level of the General Fund's unassigned fund balance at an amount between 10 and 15 percent of annual operating expenditures.

The Road and Bridge Special Revenue Fund has a total fund balance of $23,961,894 which is reported as $8,206,866 as committed and $15,755,028 as restricted. The fund balance increased by $5,686,503 during the current year due to due to general availability and focus of additional funds from revenue replacement under ARPA that was also utilized for road maintenance work to improve mobility.

The fund balance of $13,367,412 in the Debt Service Fund is presented as fund balance restricted for debt service. The fund balance decreased as principal retirement increased.

The Grants Fund has a total fund balance of $5,167,810 which is reported as $111 non-spendable and $5,167,699 as restricted. Fund balance decreased due to decrease in federal and state funding.

The Pass-through Toll Projects fund has a total fund balance of $8,965,978. Fund balance decreased by $1,480,705 due to the expenditures of capital projects exceeding investment earnings for the year.

The Road Bonds 2018B fund balance decreased by $11,369,549 to an ending balance of $45,548,279. This decrease was caused by the spending down of bond funds issued in prior years.

GENERAL FUND BUDGETARY HIGHLIGHTS

The published budget of Montgomery County for fiscal year 2022 was prepared on a modified accrual basis, and includes all elements required by Texas Local Government Code Section 111.063, applicable to counties of population more than 125,000 that have an appointed County Budget Officer. The original adopted budget of the General Fund includes revenues of $251,800,512 and expenditures of $258,932,925. The General Fund's final budget, as amended, contains revenues and other financing sources of $266,458,959 and expenditures and other financing uses of $289,495,462.

The following table presents the changes between the original adopted budget and the final budget for the General Fund as of September 30, 2022.

GENERAL FUND
BUDGET VARIANCES
FOR THE YEAR ENDED SEPTEMBER 30, 2022

	Original Budget	Final Budget	Variance with Original Budget Positive (Negative)
REVENUES			
Taxes	$ 204,206,081	$ 204,206,081	$ -
Fees	18,023,868	18,731,624	707,756
Intergovernmental	950,000	1,546,742	596,742
Licenses and permits	2,195,000	2,251,093	56,093
Contract reimbursements	24,578,483	29,255,523	4,677,040
Investment earnings	810,580	810,580	-
Fines and forfeitures	700,000	716,121	16,121
Commissions	6,500	311,573	305,073
Miscellaneous	330,000	500,283	170,283
Total revenues	251,800,512	258,329,620	6,529,108
EXPENDITURES			
Current:			
General government	41,364,193	61,304,315	(19,940,122)
Financial administration	15,098,645	15,044,286	54,359
Health and human services	11,457,363	12,750,196	(1,292,833)
Culture and recreation	12,258,381	10,909,646	1,348,735
Law enforcement and corrections	142,814,762	151,842,642	(9,027,880)
Legal and judicial	31,873,270	32,243,194	(369,924)
Transportation	1,055,163	1,096,333	(41,170)
Debt service:			
Principal retirement	2,793,589	2,793,589	-
Interest and fiscal charges	217,559	217,559	-
Total expenditures	258,932,925	288,201,760	(29,268,835)
EXCESS (DEFICIENCY) REVENUES OVER EXPENDITURES	(7,132,413)	(29,872,140)	(22,739,727)
OTHER FINANCING SOURCES/(USES)			
Sale of capital assets	200,000	417,341	217,341
Issuance of lease	-	8,131,117	8,131,117
Transfers in	6,000,315	8,129,339	2,129,024
Transfers out	-	(1,293,702)	(1,293,702)
Total other financing sources/(uses)	6,200,315	15,384,095	9,183,780
NET CHANGE IN FUND BALANCES	(932,098)	(14,488,045)	(13,555,947)
FUND BALANCES, BEGINNING	154,295,185	154,295,185	-
FUND BALANCES, ENDING	$ 153,363,087	$ 139,807,140	$ (13,555,947)

Final budgeted revenues were higher than originally planned by $6,529,108. The final budget for contract reimbursements was $4,677,040 more than the original budget. During the original budget process, Commissioners' Court does not budget for funds that are not at the discretion of the County to spend. Additionally, during the course of the fiscal year, the County entered into several contracts for law enforcement services with local agencies. These contracts were also contributing factors to the increase in the budget for contract reimbursements.

The originally unanticipated revenue partially offsets the expenditure differences of $29,268,835 between the original budget and the final amended budget.

Funds that were originally scheduled in prior fiscal years were not included in the original budget for fiscal year 2022. This practice reflects the County's policy of letting encumbrances lapse at year-end and re-appropriating them in the current year. This policy created increases in the amended budget for carryovers from the prior year in the Health and Human Services, Law Enforcement and Corrections, Legal and Judicial, and Transportation functions.

A $19,940,122 increase in the final budget over the original budget for expenditures in the General Government function was the result of encumbrance carryovers as mentioned above.

The following table presents the differences between the final amended budget and actual revenues and expenditures for the General Fund as of September 30, 2022.

GENERAL FUND
BUDGET VARIANCES
FOR THE YEAR ENDED SEPTEMBER 30, 2022

	Final Budget	Actual	Variance with Original Budget Positive (Negative)
REVENUES			
Taxes	$ 204,206,081	$ 205,873,305	$ 1,667,224
Fees	18,731,624	19,707,962	976,338
Intergovernmental	1,546,742	1,434,194	(112,548)
Licenses and permits	2,251,093	2,350,327	99,234
Contract reimbursements	29,255,523	28,296,935	(958,588)
Investment earnings	810,580	(1,669,849)	(2,480,429)
Fines and forfeitures	716,121	464,331	(251,790)
Commissions	311,573	241,489	(70,084)
Miscellaneous	500,283	1,116,284	616,001
Total revenues	258,329,620	257,814,978	(514,642)
EXPENDITURES			
Current:			
General government	61,304,315	60,401,877	902,438
Financial administration	15,044,286	14,665,183	379,103
Health and human services	12,750,196	12,573,993	176,203
Culture and recreation	10,909,646	10,888,839	20,807
Law enforcement and corrections	151,842,642	150,060,989	1,781,653
Legal and judicial	32,243,194	30,407,572	1,835,622
Transportation	1,096,333	1,055,476	40,857
Debt service:			
Principal retirement	2,793,589	2,793,589	-
Interest and fiscal charges	217,559	217,559	-
Total expenditures	288,201,760	283,065,077	5,136,683
EXCESS (DEFICIENCY) REVENUES OVER EXPENDITURES	(29,872,140)	(25,250,099)	4,622,041
OTHER FINANCING SOURCES/(USES)			
Sale of capital assets	417,341	396,828	(20,513)
Issuance of lease	8,131,117	8,131,117	-
Transfers in	8,129,339	2,129,022	(6,000,317)
Transfers out	(1,293,702)	(2,413,282)	(1,119,580)
Total other financing sources/(uses)	15,384,095	8,243,685	(7,140,410)
NET CHANGE IN FUND BALANCES	(14,488,045)	(17,006,414)	(2,518,369)
FUND BALANCES, BEGINNING	154,295,185	154,295,185	-
FUND BALANCES, ENDING	$ 139,807,140	$ 137,288,771	$ (2,518,369)

Actual revenues fell behind budgeted revenues by $514,642. A slight increase in taxes, fees, licenses and permits, commissions, and miscellaneous ($3,288,713) helped cover the shortfall in intergovernmental, contract reimbursement, investment earnings, and fines and forfeitures revenue ($3,803,355).

Actual expenditures were $5,136,683 lower than final budgeted expenditures. The reclassification of time within most of the departments in the General Government function resulted in a large unspent budget. The Law enforcement and corrections function showed actual expenditures less than the final budget by $1,781,653. All functions within General Fund showed decreased spending in employee salaries and benefits in Fiscal Year 2022.

The majority of departments in the Legal and Judicial function of the General Fund expended less than was approved in the final amended budget by $1,835,622.

The actual net change in fund balance was $2,518,369 less than anticipated with the final budget. This is primarily the result of the General Fund receiving less interest earnings from investments than anticipated.

CAPITAL ASSET AND DEBT ADMINISTRATION

Capital Assets

Montgomery County's investment in capital assets for its governmental and business-type activities as of September 30, 2022 amounted to $1,158,681,119 (net of accumulated depreciation). This investment in capital assets includes land and easements, buildings, improvements, equipment, intangibles, infrastructure that was purchased, completed or donated since the fiscal year 1981, and construction in progress.

Major capital asset events during the current fiscal year included the following:

- Montgomery County continues to grow; it is continually ranked in the top 100 fastest growing counties in the nation. This brisk growth brings with it a need for vast improvements to a rural infrastructure system that must also cope with an influx of traffic. Development frequently comes with donations in the form of roads. Infrastructure donations for the year totaled $53,349,934.

- A variety of projects for both new infrastructure construction and for expansion or updating of existing infrastructure were ongoing during the year.

- Expenditures of $33,460,344 were incurred for construction that was in progress throughout the year. Projects that were capitalized from ongoing construction throughout the year totaled $47,800,090. These include the completion of the construction for the Tax Office Parking Lot, IT Repository Implementation, Security Improvements for Commissioner 1 and 2, Precinct 1 Parks Project, and construction of two Sheriff Substations.

- Vehicles and other various equipment items were acquired at a cost of $17,808,872.

- Increases in assets for governmental and business-type activities were offset by depreciation expense of $71,900,545 and $4,037,706 respectively.

Montgomery County, Texas
Capital Assets (net of depreciation)
September 30, 2022
with Comparative Totals for September 30, 2021

	Governmental Activities		Business-Type Activities		Total	
	2022	2021	2022	2021	2022	2021
Land	$ 150,581,013	$ 139,776,532	$ -	$ -	$ 150,581,013	$ 139,776,532
Buildings	128,961,393	126,502,335	-	-	128,961,393	126,502,335
Improvements	5,805,210	5,307,078	-	-	5,805,210	5,307,078
Equipment	58,615,311	54,482,867	68,619	23,092	58,683,930	54,505,959
Infrastructure	705,043,718	667,620,454	67,325,659	71,347,332	772,369,377	738,967,786
Right to use equipment	833,456	-	-	-	833,456	-
Right to use building	3,048,806	-	-	-	3,048,806	-
Construction in progress	38,064,425	52,404,171	333,509	52,157	38,397,934	52,456,328
Total	$ 1,090,953,332	$ 1,046,093,437	$ 67,727,787	$ 71,422,581	$ 1,158,681,119	$ 1,117,516,018

Efforts to assist constituents in obtaining services and the County's obligation to provide those services in a rapidly growing county come with many challenges. During the Fiscal year, the County Completed several major projects including, but not limited to, construction of the two Sheriff Substations and IT Repository Implementation. In addition, various large construction projects and renovations that are underway in the County include the CJIS Enhancements, Ed Chance Annex remodel, construction of the East County Annex, construction of the Forensics Center, ICAC remodel, and Sheriff range.

More information on the County's capital assets can be found in Note 6 starting on page 41 of this report.

Long-Term Liabilities

At September 30, 2022, Montgomery County governmental activities had total bonded debt outstanding of $464,200,000. Commissioners' Court keeps maturity dates confined to no more than 30 years. The County has maintained an underlying rating by Standard & Poor's of "AA+" and an underlying rating by Moody's of "Aaa".

The County issues three types of debt; general obligation bonds are approved by the voters of the County while revenue bonds and certificates of obligation are approved by Commissioners' Court. Of the County's total debt, $440,805,000 corresponds to general obligation debt, $87,680,000 is in the form of revenue bonds and $23,395,000 represents certificates of obligation.

Outstanding bonded debt for governmental activities decreased by $22,475,000. This due to regularly scheduled principal payments and debt retired by refunding.

Outstanding bonded debt for the business-type activities, the Montgomery County Toll Road Authority decreased due to premium amortization.

The following table represents the entire long-term liabilities of the County at September 30, 2022 on a comparative basis.

Montgomery County, Texas
Outstanding Long-Term Liabilities

	Governmental Activities		Business-Type Activities		Total	
	2022	2021	2022	2021	2022	2021
General obligation bonds	$ 440,805,000	$ 452,590,000	$ -	$ -	$ 440,805,000	$ 452,590,000
Revenue bonds	-	-	87,680,000	87,680,000	87,680,000	87,680,000
Certificates of obligation	23,395,000	34,085,000	-	-	23,395,000	34,085,000
Leases	3,882,607	-		-	3,882,607	-
Financed purchases	14,478,760	10,459,863	-	-	14,478,760	10,459,863
Premiums, net of discounts	39,541,773	42,499,351	6,705,450	6,973,668	46,247,223	49,473,019
Compensated absences	13,708,766	14,091,141	-	-	13,708,766	14,091,141
Property casualty obligation	681,217	508,343	-	-	681,217	508,343
Medical obligation	9,719,203	9,906,736	-	-	9,719,203	9,906,736
Worker's comp obligation	2,065,253	2,029,591	-	-	2,065,253	2,029,591
OPEB liability	224,199,623	311,015,175	-	-	224,199,623	311,015,175
Total	$ 772,477,202	$ 877,185,200	$ 94,385,450	$ 94,911,952	$ 866,862,652	$ 971,838,868

The County is authorized under Article III, Section 52 of the State Constitution to issue bonds payable from ad valorem taxes for the construction and maintenance of roads. There is no constitutional or statutory limit as to rate on bonds issued pursuant to such constitutional provision. However, the amount of bonds that may be issued is limited to 25% of the assessed valuation of real property in the County. The current debt limitation for the County is $15,397,300, which is significantly greater than the County's outstanding debt obligation.

Additional information on Montgomery County's long-term debt can be found in Note 8 beginning on page 43-47 of this report.

ECONOMIC FACTORS AND NEXT YEAR'S BUDGET AND RATES

- The unemployment rate for the County is currently 3.8%, which is lower than the rate of 5.2% a year ago. This equals the State's average unemployment rate, and slightly higher than the national average rate of 3.5%.
- The estimated debt service obligation increased by $4,410,761 in fiscal year 2022 to $47,667,023.
- In fiscal year 2016, the County began budgeting for various capital improvements through the annual budget process rather than relying on the issuance of debt. To continue this effort, contained within the fiscal year 2022 budget is funding in the amount of $6,000,000 for this endeavor.
- For fiscal year 2023, the County adopted the effective tax rate of $0.3742/$100 valuation.

All of these factors were considered in preparing the Adopted Budget of Montgomery County, Texas for the fiscal year ending September 30, 2023.

REQUESTS FOR INFORMATION

This financial report is designed to provide a general overview of Montgomery County's finances for all those with an interest in the government's finances. Questions concerning any of the information provided in this report or requests for additional financial information should be addressed to the Montgomery County Auditor, P. O. Box 539, Conroe, Texas 77305-0539.

BASIC
FINANCIAL STATEMENTS

MONTGOMERY COUNTY, TEXAS **EXHIBIT I**

STATEMENT OF NET POSITION

SEPTEMBER 30, 2022

	Primary Government		
	Governmental Activities	Business-Type Activities	Total
ASSETS			
Cash	$ 255,500,589	$ 199,885	$ 255,700,474
Investments	125,501,204	31,508,821	157,010,025
Receivables:			
Taxes (net)	7,693,927	-	7,693,927
Accounts (net)	18,923,523	1,312,537	20,236,060
Interest	361,072	-	361,072
Due from other governments	82,133,839	-	82,133,839
Internal balances	(125,734)	125,734	-
Prepaid items	1,151,061	-	1,151,061
Net pension asset	47,475,152	-	47,475,152
Capital assets, net of accumulated depreciation			
Land	150,581,013	-	150,581,013
Buildings	228,931,455	-	228,931,455
Improvements	28,287,209	-	28,287,209
Equipment	160,059,675	96,198	160,155,873
Infrastructure	1,804,686,951	79,390,678	1,884,077,629
Right to use equipment	1,601,285	-	1,601,285
Right to use building	3,387,562	-	3,387,562
Construction in progress	38,064,425	333,509	38,397,934
Less: accumulated depreciation	(1,324,646,243)	(12,092,598)	(1,336,738,841)
Total assets	1,629,567,965	100,874,764	1,730,442,729
DEFERRED OUTFLOWS OF RESOURCES			
Deferred outflows from pensions	42,776,713	-	42,776,713
Deferred outflows from OPEB	76,448,833	-	76,448,833
Deferred charge on refunding	6,348,036	-	6,348,036
Total deferred outflows of resources	125,573,582	-	125,573,582
LIABILITIES			
Accounts payable	14,470,109	148,403	14,618,512
Retainage payable	4,113,231	-	4,113,231
Accrued liabilities	13,582,996	-	13,582,996
Accrued interest payable	1,904,932	182,667	2,087,599
Due to other governments	3,180	-	3,180
Unearned revenue	162,972,753	-	162,972,753
Litigation payable	600,000	-	600,000
Noncurrent liabilities:			
Due within one year:			
Long-term debt	30,347,121	500,000	30,847,121
Claims payable	3,116,418	-	3,116,418
Total OPEB liability	5,866,417	-	5,866,417
Due in more than one year:			
Long-term debt	505,464,785	93,885,450	599,350,235
Claims payable	9,349,255	-	9,349,255
Total OPEB liability	218,333,206	-	218,333,206
Total liabilities	970,124,403	94,716,520	1,064,840,923

The accompanying notes are an integral part of this financial statement.

STATEMENT OF NET POSITION

SEPTEMBER 30, 2022

	Primary Government		
	Governmental Activities	Business-Type Activities	Total
DEFERRED INFLOWS OF RESOURCES			
Deferred inflows from leases	5,906,090	-	5,906,090
Deferred inflows from pensions	83,716,737	-	83,716,737
Deferred inflows from OPEB	106,002,233	-	106,002,233
Deferred charge on refunding	1,720,263	-	1,720,263
Total Deferred Inflows of Resources	197,345,323	-	197,345,323
NET POSITION			
Net investment in capital assets	628,629,683	(12,382,813)	615,334,646
Restricted for:			
General government	2,670,408	-	2,670,408
Financial administration	347,991	-	347,991
Culture and recreation	2,402,147	-	2,402,147
Law enforcement and corrections	4,488,631	-	4,488,631
Legal and judicial	4,043,770	-	4,043,770
Debt service	14,400,791	-	14,400,791
Road and bridge	16,533,500	-	16,533,500
Unrestricted	(85,845,100)	18,541,057	(66,391,819)
Total net position	$ 587,671,821	$ 6,158,244	$ 593,830,065

Note: The County has issued bonds to acquire capital assets that were previously reported in business-type activities. However, in a prior year, capital assets in the amount of $912,224 were contributed from the business-type activities to the governmental activities. Accordingly, the capital asset and related borrowing are reported in different activity columns but within the same primary government total column. As a result, the amount of net investment in capital assets and unrestricted net position do not crossfoot.

The accompanying notes are an integral part of this financial statement.

THIS PAGE LEFT BLANK INTENTIONALLY

MONTGOMERY COUNTY, TEXAS **EXHIBIT II**

STATEMENT OF ACTIVITIES

FOR THE YEAR ENDED SEPTEMBER 30, 2022

Functions/Programs	Expenses	Program Revenues: Fees, Fines, Forfeitures, and Charges for Services	Program Revenues: Operating Grants and Contributions	Program Revenues: Capital Grants and Contributions	Net (Expense) Revenue and Changes in Net Position: Primary Government: Governmental Activities	Net (Expense) Revenue and Changes in Net Position: Primary Government: Business-Type Activities	Net (Expense) Revenue and Changes in Net Position: Primary Government: Total
Primary government:							
Governmental activities:							
General government	$ 62,428,086	$ 6,148,335	$ 672,300	$ -	$ (55,607,451)	$ -	$ (55,607,451)
Financial administration	14,938,386	12,685,932	-	-	(2,252,454)	-	(2,252,454)
Health and human services	54,989,968	2,224,798	46,056,141	-	(6,709,029)	-	(6,709,029)
Culture and recreation	16,498,100	906,121	216,126	-	(15,375,853)	-	(15,375,853)
Law enforcement and corrections	207,261,356	67,694,821	7,674,335	-	(131,892,200)	-	(131,892,200)
Legal and judicial	31,850,290	14,232,312	1,008,151	-	(16,609,827)	-	(16,609,827)
Transportation	101,183,154	21,355,278	184,236	62,534,969	(17,108,671)	-	(17,108,671)
Interest and fiscal charges	19,791,635	-	-	-	(19,791,635)	-	(19,791,635)
Total governmental activities	508,940,975	125,247,597	55,811,289	62,534,969	(265,347,120)	-	(265,347,120)
Business-type activities:							
Toll road	10,841,535	14,899,513	-	-	-	4,057,978	4,057,978
Total business-type activities	10,841,535	14,899,513	-	-	-	4,057,978	4,057,978
Total primary government	$ 519,782,510	$ 140,147,110	$ 55,811,289	$ 62,534,969	(265,347,120)	4,057,978	(261,289,142)
General revenues and transfers:							
Property taxes					267,085,811	-	267,085,811
Other taxes					5,278,277	-	5,278,277
Investment earnings					(470,139)	118,863	(351,276)
Gain on sale of capital assets					499,086	-	499,086
Miscellaneous					2,858,273	-	2,858,273
Total general revenues and transfers					275,251,308	118,863	275,370,171
Change in net position					9,904,188	4,176,841	14,081,029
Net position - beginning					577,767,633	1,981,403	579,749,036
Net position - ending					$ 587,671,821	$ 6,158,244	$ 593,830,065

The accompanying notes are an integral part of this financial statement.

MONTGOMERY COUNTY, TEXAS

BALANCE SHEET
GOVERNMENTAL FUNDS

SEPTEMBER 30, 2022

	General	Road and Bridge	Debt Service
ASSETS			
Cash	$ 154,067,046	$ 23,934,711	$ 11,360,367
Investments	114,392,930	3,653,287	627,866
Receivables:			
Taxes (net)	5,634,478	885,356	1,174,093
Accounts (net)	17,664,214	698,760	-
Interest	358,065	3,007	-
Due from other funds	-	-	1,238,465
Due from other governments	24,845,246	-	-
Prepaid items	-	-	-
Total assets	316,961,979	29,175,121	14,400,791
LIABILITIES			
Accounts payable	13,482,037	-	-
Retainage payable	4,113,231	-	-
Accrued liabilities	13,582,996	-	-
Due to other funds	26,648,632	3,998,271	-
Due to other governments	3,180	-	-
Unearned revenue	106,499,753	-	-
Total liabilities	164,329,829	3,998,271	-
DEFERRED INFLOWS OF RESOURCES			
Unavailable revenue: property taxes	4,946,205	778,472	1,033,379
Unavailable revenue: court fines	4,927,568	-	-
Unavailable revenue: grant funds	-	-	-
Lease-related	5,469,606	436,484	-
Total deferred inflows of resources	15,343,379	1,214,956	1,033,379
FUND BALANCES			
Nonspendable - prepaid items	-	-	-
Restricted	-	15,755,028	13,367,412
Committed	1,380,130	8,206,866	-
Assigned	85,000,000	-	-
Unassigned	50,908,641	-	-
Total fund balances	137,288,771	23,961,894	13,367,412
Total liabilities, deferred inflows of resources and fund balances	$ 316,961,979	$ 29,175,121	$ 14,400,791

The accompanying notes are an integral part of this financial statement.

Grants	Pass-through Toll Projects	Road Bonds 2018B	Nonmajor Governmental Funds	Total Governmental Funds
$ 1,081,946	$ -	$ 51,560,344	$ 10,221,273	$ 252,225,687
692,280	-	-	6,134,841	125,501,204
-	-	-	-	7,693,927
-	-	-	-	18,362,974
-	-	-	-	361,072
3,451,273	8,965,978	-	15,686,000	29,341,716
107,476	56,473,000	-	708,117	82,133,839
111	-	-	-	111
5,333,086	65,438,978	51,560,344	32,750,231	515,620,530
27,634	-	-	960,438	14,470,109
-	-	-	-	4,113,231
-	-	-		13,582,996
-	-	6,012,065	4,922,365	41,581,333
-	-	-	-	3,180
-	56,473,000	-	-	162,972,753
27,634	56,473,000	6,012,065	5,882,803	236,723,602
-	-	-	-	6,758,056
-	-	-	-	4,927,568
137,642	-	-	-	137,642
-	-	-	-	5,906,090
137,642	-	-	-	17,729,356
111	-	-	-	111
5,167,699	8,965,978	45,548,279	14,802,286	103,606,682
-	-	-	12,729,615	22,316,611
-	-	-	-	85,000,000
-	-	-	(664,473)	50,244,168
5,167,810	8,965,978	45,548,279	26,867,428	261,167,572
$ 5,333,086	$ 65,438,978	$ 51,560,344	$ 32,750,231	$ 515,620,530

THIS PAGE LEFT BLANK INTENTIONALLY

MONTGOMERY COUNTY, TEXAS

RECONCILIATION OF THE BALANCE SHEET OF GOVERNMENTAL FUNDS
TO THE STATEMENT OF NET POSITION

SEPTEMBER 30, 2022

Total fund balances, governmental funds	$	261,167,572
Amounts reported for governmental activities in the Statement of Net Position are different		
Capital assets used in governmental activities are not current financial resources and therefore are not reported in the fund financial statements, but are reported in the governmental activities of the Statement of Net Position.		1,090,209,839
Deferred losses on refundings are not included in the fund financial statements, but are included in the governmental activities of the Statement of Net Position.		6,348,036
Deferred gains on refundings are not included in the fund financial statements, but are included in the governmental activities of the Statement of Net Position.		(1,720,263)
Deferred outflows of resources for pension-related activities are not included in the fund financial statements, but are included in the Statement of Net Position.		42,776,713
Deferred outflows of resources for OPEB-related activities are not included in the fund financial statements, but are included in the Statement of Net Position.		76,448,833
Internal Service funds are used by the County's management to charge the costs of health insurance, workers' compensation insurance, and property and casualty insurance to appropriate functions in other funds. The assets and liabilities of the internal service funds are included in governmental activities in the statement of net position. The net effect of this consolidation is to increase net position.		4,778,104
Some liabilities, such as long-term bonds payable, financed purchases, leases payable, and compensated absences, are not due and payable in the current period and are not included in the fund financial statements, but are reported in the Statement of Net Position.		
Bonds payable		(503,741,773)
Financed purchases		(14,478,760)
Leases payable		(3,882,607)
Compensated absences		(13,708,766)
Total OPEB liability		(224,199,623)
Interest on long-term debt		(1,904,932)
Other long-term assets are not available to pay for current period expenditures and therefore are deferred in the funds.		
Net pension asset		47,475,152
Property taxes		6,758,056
Court fines		4,927,568
Grants		137,642
Deferred inflows of resources for pension-related activities are not included in the fund financial statements, but are included in the Statement of Net Position.		(83,716,737)
Deferred inflows of resources for OPEB-related activities are not included in the fund financial statements, but are included in the Statement of Net Position.		(106,002,233)
Net position of governmental activities	$	587,671,821

The accompanying notes are an integral part of this financial statement.

MONTGOMERY COUNTY, TEXAS

STATEMENT OF REVENUES, EXPENDITURES, AND CHANGES IN FUND BALANCES
GOVERNMENTAL FUNDS

FOR THE YEAR ENDED SEPTEMBER 30, 2022

	General	Road and Bridge	Debt Service
REVENUES			
Taxes	$ 205,873,305	$ 31,624,327	$ 41,155,941
Fees and charges for services	19,707,962	1,845,316	-
Intergovernmental	1,434,194	390,392	401,547
Licenses and permits	2,350,327	8,050,055	-
Contract reimbursements	28,296,935	8,966,955	-
Inmate housing	-	-	-
Investment earnings	(1,669,849)	202,022	41,348
Fines and forfeitures	464,331	1,210,270	-
Commissions	241,489	-	-
Miscellaneous	1,116,284	608,681	-
Total revenues	257,814,978	52,898,018	41,598,836
EXPENDITURES			
Current:			
General government	60,401,877	-	-
Financial administration	14,665,183	-	-
Health and human services	12,573,993	1,654,081	-
Culture and recreation	10,888,839	3,609,998	-
Law enforcement and corrections	150,060,989	-	-
Legal and judicial	30,407,572	-	-
Transportation	1,055,476	40,893,142	-
Capital projects	-	-	-
Debt service:			
Principal retirement	2,793,589	-	20,970,000
Interest and fiscal charges	217,559	-	22,313,022
Total expenditures	283,065,077	46,157,221	43,283,022
EXCESS (DEFICIENCY) REVENUES OVER EXPENDITURES	(25,250,099)	6,740,797	(1,684,186)
OTHER FINANCING SOURCES/(USES)			
Sale of capital assets	396,828	101,439	-
Insurance settlement	-	2,232,729	-
Transfers in	2,129,022	837,332	1,225,132
Transfers out	(2,413,282)	(4,225,794)	-
Issuance of refunding bonds	-	-	8,430,000
Premium on refunding bonds issued	-	-	1,732,781
Payment to refunded bonds escrow agent	-	-	(10,156,413)
Issuance of lease	8,131,117	-	-
Total other financing sources and uses	8,243,685	(1,054,294)	1,231,500
NET CHANGE IN FUND BALANCES	(17,006,414)	5,686,503	(452,686)
FUND BALANCES, BEGINNING	154,295,185	18,275,391	13,820,098
FUND BALANCES, ENDING	$ 137,288,771	$ 23,961,894	$ 13,367,412

The accompanying notes are an integral part of this financial statement.

Grants	Pass-through Toll Projects	Road Bonds 2018B	Nonmajor Governmental Funds	Total Governmental Funds
$ -	$ -	$ -	$ -	$ 278,653,573
-	-	-	4,857,340	26,410,618
60,468,600	-	923,622	29,781	63,648,136
-	-	-	-	10,400,382
-	-	-	1,407,759	38,671,649
-	-	-	33,940,900	33,940,900
10,269	-	666,857	279,214	(470,139)
-	-	-	869,624	2,544,225
95,513	-	-	-	337,002
198,578	-	-	31,221	1,954,764
60,772,960	-	1,590,479	41,415,839	456,091,110
255,030	-	-	3,053,924	63,710,831
-	-	-	-	14,665,183
42,005,990	-	-	-	56,234,064
31,839	-	-	-	14,530,676
9,152,850	-	-	37,724,675	196,938,514
233,157	-	-	710,536	31,351,265
8,319,958	-	-	-	50,268,576
-	1,480,705	12,960,028	35,482,848	49,923,581
25,482	-	-	2,399,389	26,188,460
4,384	-	-	115,590	22,650,555
60,028,690	1,480,705	12,960,028	79,486,962	526,461,705
744,270	(1,480,705)	(11,369,549)	(38,071,123)	(70,370,595)
-	-	-	819	499,086
-	-	-	-	2,232,729
359,342	-	-	1,339,534	5,890,362
(1,275,132)	-	-	(976,154)	(8,890,362)
-	-	-	-	8,430,000
-	-	-	-	1,732,781
-	-	-	-	(10,156,413)
-	-	-	-	8,131,117
(915,790)	-	-	364,199	7,869,300
(171,520)	(1,480,705)	(11,369,549)	(37,706,924)	(62,501,295)
5,339,330	10,446,683	56,917,828	64,574,352	323,668,867
$ 5,167,810	$ 8,965,978	$ 45,548,279	$ 26,867,428	$ 261,167,572

MONTGOMERY COUNTY, TEXAS

RECONCILIATION OF THE STATEMENT OF REVENUES, EXPENDITURES, AND CHANGES IN FUND BALANCES OF GOVERNMENTAL FUNDS TO THE STATEMENT OF ACTIVITIES

FOR THE YEAR ENDED SEPTEMBER 30, 2022

Net change in fund balances - governmental funds balance sheet	$	(62,501,295)
Amounts reported for governmental activities in the Statement of Activities are different because:		
Governmental funds report outlays for capital assets as expenditures because such outlays use current financial resources. In contrast, the Statement of Activities reports only a portion of the outlay as expense. The outlay is allocated over the assets' estimated useful lives as depreciation expense for the period.		
Capital outlay		121,229,693
Depreciation		(72,979,228)
Disposal of capital assets		(8,353,909)
Governmental funds do not present revenues that are not available to pay current obligations. In contrast, such revenues are reported in the Statement of Activities when earned.		
Property taxes		(395,136)
Court fines		2,186,685
Governmental funds report debt proceeds as current financial resources. In contrast, the Statement of Activities treats such issuance of debt as a liability. Governmental funds report repayment of debt principal as an expenditure. In contrast, the Statement of Activities treats such repayments as a reduction in long-term liabilities.		
Issuance of debt		(8,131,117)
Principal repayment		26,182,092
Amortization of premiums		2,688,441
Internal Service funds are used by the County's management to charge the costs of health insurance, workers' compensation insurance, and property and casualty insurance to appropriate functions in other funds. The assets and liabilities of the internal service funds are included in governmental activities in the statement of net position. The net effect of this consolidation is to increase net position.		(5,948,694)
Some expenses reported in the Statement of Activities do not require the use of current financial resources and these are not reported as expenditures in the governmental funds:		
Interest		170,134
Pension income		24,870,987
Other postemployment benefits cost		(9,496,840)
Compensated absences		382,375
Change in net position of governmental activities	$	9,904,188

The accompanying notes are an integral part of this financial statement.

MONTGOMERY COUNTY, TEXAS

EXHIBIT VI

STATEMENT OF NET POSITION
PROPRIETARY FUNDS

SEPTEMBER 30, 2022

	Enterprise Fund	
	Toll Road Authority	Internal Service Funds
ASSETS		
Current assets:		
Cash and cash equivalents	$ 199,885	$ 3,274,902
Prepaid items	-	1,150,950
Investments	31,508,821	-
Accounts receivable	1,312,537	560,549
Due from other funds	125,734	12,113,883
Total current assets	33,146,977	17,100,284
Capital assets:		
Buildings	-	951,264
Improvements	-	2,394
Equipment	96,198	96,368
Infrastructure	79,390,678	-
Construction in progress	333,509	-
Less: accumulated depreciation	(12,092,598)	(306,533)
Total capital assets	67,727,787	743,493
Total assets	100,874,764	17,843,777
LIABILITIES		
Current liabilities:		
Accounts payable	148,403	-
Accrued interest payable	182,667	-
Claims payable	-	3,116,418
Litigation payable	-	600,000
Long-term debt	500,000	-
Total current liabilities	831,070	3,716,418
Noncurrent liabilities:		
Claims payable	-	9,349,255
Long-term debt	93,885,450	-
Total noncurrent liabilities	93,885,450	9,349,255
Total liabilities	94,716,520	13,065,673
NET POSITION		
Net investment in capital assets	(12,382,813)	743,493
Unrestricted	18,541,057	4,034,611
Total net position	$ 6,158,244	$ 4,778,104

The accompanying notes are an integral part of this financial statement.

MONTGOMERY COUNTY, TEXAS

EXHIBIT VII

STATEMENT OF REVENUES, EXPENSES, AND CHANGES IN NET POSITION
PROPRIETARY FUNDS

FOR THE YEAR ENDED SEPTEMBER 30, 2022

	Enterprise Fund	
	Toll Road Authority	Internal Service Funds
OPERATING REVENUES		
Fees and charges for service	$ 14,899,513	$ 49,734,870
Miscellaneous	-	47,903
Total operating revenues	14,899,513	49,782,773
OPERATING EXPENSES		
Maintenance and operations	620,419	-
Claims	-	50,873,575
Administrative	2,067,628	7,582,062
Miscellaneous	-	250,667
Depreciation and amortization	4,037,706	25,163
Total operating expenses	6,725,753	58,731,467
OPERATING INCOME (LOSS)	8,173,760	(8,948,694)
NON-OPERATING REVENUES AND (EXPENSES):		
Investment earnings	118,863	-
Interest and fiscal charges	(4,115,782)	-
Total non-operating revenues and (expenses)	(3,996,919)	-
Income (loss) before transfers	4,176,841	(8,948,694)
Transfer in	-	3,000,000
CHANGE IN NET POSITION	4,176,841	(5,948,694)
TOTAL NET POSITION, BEGINNING	1,981,403	10,726,798
TOTAL NET POSITION, ENDING	$ 6,158,244	$ 4,778,104

The accompanying notes are an integral part of this financial statement.

MONTGOMERY COUNTY, TEXAS

EXHIBIT VIII

STATEMENT OF CASH FLOWS
PROPRIETARY FUNDS

FOR THE YEAR ENDED SEPTEMBER 30, 2022

	Enterprise Fund Toll Road Authority	Internal Service Funds
CASH FLOWS FROM OPERATING ACTIVITIES		
Receipts from customers	$ 14,642,320	$ 49,433,192
Miscellaneous receipts	-	47,903
Payments to vendors	(2,639,148)	(7,832,729)
Benefits Paid	-	(50,924,868)
Net cash provided (used) by operating activities	12,003,172	(9,276,502)
CASH FLOWS FROM NONCAPITAL FINANCING ACTIVITIES		
Cash paid from other funds	-	4,861,740
Cash paid to other funds	(27,188)	-
Net cash provided (used) in noncapital financing activities	(27,188)	4,861,740
CASH FLOWS FROM CAPITAL AND RELATED FINANCING ACTIVITIES		
Purchase of capital assets	(342,912)	-
Interest paid on capital debt	(4,384,000)	-
Net cash used in capital financing activities	(4,726,912)	-
CASH FLOWS FROM INVESTING ACTIVITIES		
Purchase of investments	(7,653,558)	-
Interest received	118,863	-
Net cash provided (used) in investing activities	(7,534,695)	-
NET INCREASE (DECREASE) IN CASH AND CASH EQUIVALENTS	(285,623)	(4,414,762)
CASH AND CASH EQUIVALENTS - BEGINNING	485,508	7,689,664
CASH AND CASH EQUIVALENTS - ENDING	$ 199,885	$ 3,274,902
RECONCILIATION OF OPERATING INCOME (LOSS) TO NET CASH USED IN OPERATING ACTIVITIES		
Operating income (loss)	$ 8,173,760	$ (8,948,694)
Adjustments to reconcile operating income (loss) to net cash provided (used) by operating activities:		
Depreciation expense and amortization	4,037,706	25,163
(Increase) decrease in prepaid item	-	5,154,308
(Increase) decrease in accounts receivable	(257,193)	(301,678)
Increase (decrease) in accounts payable	48,899	(5,826,604)
Increase (decrease) in litigation payable	-	600,000
Increase (decrease) in claims payable	-	21,003
Total adjustments	3,829,412	(327,808)
Net cash used in operating activities	$ 12,003,172	$ (9,276,502)

The accompanying notes are an integral part of this financial statement.

MONTGOMERY COUNTY, TEXAS

EXHIBIT IX

STATEMENT OF NET POSITION
FIDUCIARY FUNDS

SEPTEMBER 30, 2022

	Investment Trust Funds	Custodial Funds
ASSETS		
Cash	$ 12,537,549	$ 8,959,860
Taxes receivable	-	33,888
Total assets	12,537,549	8,993,748
LIABILITIES		
Accounts payable	-	2,342,903
Due to other entities	-	1,224,548
Total liabilities	-	3,567,451
NET POSITION		
Restricted for:		
Pool participants	12,537,549	-
Individuals and organizations	-	5,426,297
Total net position	$ 12,537,549	$ 5,426,297

The accompanying notes are an integral part of this financial statement.

MONTGOMERY COUNTY, TEXAS

EXHIBIT X

STATEMENT OF ASSETS AND LIABILITIES
FIDUCIARY FUNDS

FOR THE YEAR ENDED SEPTEMBER 30, 2022

	Investment Trust Funds	Custodial Funds
ADDITIONS		
Fees	$ -	$ 833,169,283
Pending Seizures	-	2,420,430
Deposits Held	19,554,879	8,261,087
Tax revenues	-	4,128,362
Taxes collected on behalf of taxing entities	-	2,052,909,356
Interest income	-	44,754
Probation revenues	-	4,571
Total additions	19,554,879	2,900,937,843
DEDUCTIONS		
Bonds refunded	24,510	-
Collections distributed	938,700	958,600,029
Cases disposed	-	2,420,430
Disbursements to beneficiaries	15,621,489	4,275,411
Taxes disbursed to taxing entities	-	1,934,835,331
Operational expenses	-	400,524
Total deductions	16,584,699	2,900,531,725
Net increase (decrease) in fiduciary net position	2,970,180	406,118
Net position - beginning	9,567,369	5,020,179
Net position - ending	$ 12,537,549	$ 5,426,297

The accompanying notes are an integral part of this financial statement.

THIS PAGE LEFT BLANK INTENTIONALLY

NOTES TO THE FINANCIAL STATEMENTS

THIS PAGE LEFT BLANK INTENTIONALLY

NOTE 1 SUMMARY OF SIGNIFICANT ACCOUNTING POLICIES:

The financial statements of Montgomery County, Texas have been prepared in conformity with Generally Accepted Accounting Principles (GAAP) as applied to local government units in the United States of America. The Governmental Accounting Standards Board (GASB) is the accepted standard-setting body for establishing governmental accounting and financial reporting principles. Following is a summary of the more significant policies.

A) REPORTING ENTITY:

Montgomery County, Texas (the County) was created in 1837. The County is a political subdivision of the State of Texas. The Commissioners' Court, composed of the County Judge and four Commissioners, governs the County. The following services are provided for the citizens: public safety, road and bridge construction and maintenance, health and social services, culture and recreation, public improvements, environmental protection, and administrative services.

Per GASB codification, the discussion that follows sets forth the guidelines for an entity's inclusion in the County's financial statements.

The definition of the reporting entity is based primarily on the notion of financial accountability. The elected officials governing Montgomery County are accountable to their constituents for their public policy decisions, regardless of whether those decisions are carried out directly through the operations of the County or by their appointees through the operations of a separate entity. Therefore, the County is not only financially accountable for the organizations that make up its legal entity but is also financially accountable for legally separate organizations if its officials appoint a voting majority of an organization's governing body and either, it is able to impose its will on that organization or, there is a potential for the organization to provide specific financial benefits to, or to impose specific financial burdens on, the County.

Depending upon the significance of the County's financial and operational relationships with various separate entities, the organizations are classified as blended or discrete component units, related organizations, joint ventures, or jointly governed organizations, and the financial disclosure is treated accordingly.

Blended Component Units - Legally separate entities that either a) have substantially the same governing body as the governing body of the primary government or b) provide services entirely, or almost entirely, to the primary government must be reported in the financial statements of the primary government as blended component units.

Montgomery County Toll Road Authority:

The Montgomery County Toll Road Authority was created by the Commissioners' Court of the County in August 2006. The Toll Road Authority serves all citizens of the County and is governed by the members of Commissioners' Court and is funded by a combination of debt proceeds and toll revenue. The Toll Road Authority was incorporated under the provisions of Texas Transportation Code Act, Chapter 431 with the purpose to aid in the planning, design, improvement and financing of transportation projects throughout Montgomery County. The Authority is reported as an enterprise fund and does issue separate financial statements, which are available at on the County's website.

Related Organizations - Where the Commissioners' Court is responsible for appointing a majority of the members of a board of another organization, but the County's accountability does not extend beyond making such appointments, disclosure is made in the form of the relation between the County and such organization.

Montgomery County Emergency Service Districts No. 1-14:

The emergency service districts are organized under the statutes of the State of Texas as political subdivisions of the State to provide protection from fire for life and property. Commissioners' Court appoints a five-member board for each district, and must approve the issuance of any long-term debt for each. Individual boards retain authority to levy taxes and approve or modify annual appropriation budgets. Inasmuch as each district is required by state law to have audited financial statements prepared, and because the exercise of authority by Commissioners' Court is of a compliant nature rather than substantive, these entities are not included in the County's financial statements.

Montgomery County Housing Authority:

The Montgomery County Housing Authority is organized as a public corporation pursuant to Chapter 392 of the Statutes of the State of Texas, Local Government Code. Its stated mission is the development, acquisition, leasing and administration of federally assisted housing programs under the direction of the U.S. Department of Housing and Urban Development. Commissioners' Court appoints a five-member board for the corporation, but may not remove a member at-will. There is also no financial interdependence between the corporation and the County. The corporation issues a separate financial report, which may be obtained from its offices at 521 N. Thompson Street, Conroe, Texas, 77301.

B) IMPLEMENTATION OF NEW STANDARD:

GASB Statement No. 87, *Leases*, was adopted effective October 1, 2021. The statement addresses accounting and financial reporting for lease contracts. Statement No. 87 establishes standards for recognizing and measuring assets, liabilities, deferred outflows of resources, deferred inflows of resources, and revenues and expenses related to leases in the basic financial statements, in addition to requiring more extensive note disclosures. The adoption of this standard did not result in a restatement of beginning fund balance or net position, but assets and liabilities were recognized, and more extensive note disclosures were required.

C) FINANCIAL STATEMENT PRESENTATION, MEASUREMENT FOCUS AND BASIS OF ACCOUNTING:

Government-wide Statements

Government-wide financial statements consist of the Statement of Net Position and the Statement of Activities. These statements report information on all of the non-fiduciary activities of the primary government and its blended component unit. The effect of inter-fund transfers has been removed from these statements, but continues to be reflected on the fund statements. Governmental activities are supported mainly by taxes and intergovernmental revenues.

The Statement of Activities demonstrates the degree to which the direct expenses of a given function are offset by program revenues. Direct expenses are those that are clearly identifiable with a specific function. Program revenues include 1) charges to customers or applicants who purchase, use or directly benefit from goods, services or privileges provided by a given function, and 2) grants and contributions that are restricted to meeting the operational or capital requirements of a particular function. Taxes and other items not properly included in program revenues are reported as general revenues.

The government-wide financial statements are reported using the economic resources measurement focus and the accrual basis of accounting. Revenues are recorded when earned and expenses are recorded when a liability is incurred, regardless of the timing of related cash flows. Property taxes are recognized as revenues in the year for which they are levied. Major revenue types, which have been accrued, are district and county clerk fees, justice of the peace fines, revenue from investments, intergovernmental revenue and charges for services. Grants are recognized as revenue when all applicable eligibility requirements are met.

Fund-level Statements

Separate fund financial statements are provided for governmental funds, proprietary funds and fiduciary funds even though the latter are excluded from the government-wide financial statements. Major individual governmental funds are reported in separate columns in the fund financial statements. Non-major funds are aggregated into a single column in the fund financial statements. Detailed statements for non-major funds are presented within the Combining and Individual Fund Statements and Schedules.

Governmental fund level financial statements are reported using current financial resources measurement focus and the modified accrual basis of accounting. Revenues are recognized as soon as they are both measurable and available. Revenues are considered available when they are collectible within the current period or soon enough thereafter to pay liabilities of the current period. Measurable and available revenues include revenues expected to be received within 60 days after the fiscal year ends. Property taxes levied prior to September 30 that were due October 1 have been assessed to finance the budget of the fiscal year ending September 30, 2022. Property taxes and interest earned as of September 30 and received within 60 days of year end are accrued as income in the current period. Expenditures generally are recorded when a liability is incurred; however, debt service expenditures, claims and judgments, and compensated absences are recorded only when payment is made.

Proprietary fund level financial statements include funds which are classified into enterprise and internal service funds. The County has both enterprise and internal service funds. The County's internal service funds are used to accumulate and allocate costs internally among the various functions. Montgomery County's internal service funds predominantly benefit governmental rather than business-type functions; therefore they have been included within governmental activities in the government-wide financial statements. The County's enterprise fund is used to account for the costs of the Montgomery County Toll Road Authority.

Proprietary funds are accounted for using the economic resources measurement focus and the accrual basis of accounting. All assets and liabilities are included on the Statement of Net Position. The Statement of Revenues, Expenses and Changes in Net Position reports increases and decreases in total net position. Under the accrual basis of accounting, revenues are recognized in the period in which they are earned while expenses are recognized in the period in which the liability is incurred.

Operating revenues in the proprietary funds are those revenues that are generated from the primary operations of the fund. All other revenues are reported as non-operating revenues. Operating expenses are those expenses that are essential to the primary operations of the fund. All other expenses are reported as non-operating expenses.

Fiduciary fund level financial statements include assets that are held in a trustee or agent capacity and are therefore not available to support County programs; these funds are not included in the government-wide statements. The County has two types of fiduciary funds. The ***Custodial Fund*** is used to account for assets held by the County in a custodial capacity for individuals, private organizations, and other governments. Custodial funds do not involve a formal trust agreement. The ***Investment Trust Funds*** are used to report activities from the external portion of individual investment accounts that are held in a trust.

The County reports the following *major governmental funds:*

The General Fund is the general operating fund of the County and is always classified as a major fund. The General Fund is used to account for all financial resources except those required to be accounted for in another fund. Major revenue sources include property taxes, charges for services, and intergovernmental revenues. Primary expenditures are for general and financial administration, public safety, judicial operations, health and welfare, and capital acquisition.

The Road and Bridge Special Revenue Fund is used to account for rehabilitation, repair and maintenance of the County's roadways and bridges. The Road and Bridge Fund is financed by a designated part of the annual property tax levy, as well as certain statutory fees.

Debt Service Fund is used to account for the receipt and disbursement of funds to retire debt resulting from the issuance of general obligation bonds, certificates of obligation and lease revenue bonds. Financing is provided by a specific annual property tax levy and the investment interest earned thereon.

Grants Fund is used to account for the receipt and expenditure of federal, state, and local grant funds received by the County.

Pass Through Toll Projects is used to account for the specific road improvement projects associated with a Pass-Through Toll Agreement between the County and Texas Department of Transportation.

Road Bonds Series 2018B is used to account the County's issuance of $89,010,000 in bonds that are being used to finance road improvements throughout the County.

The County reports the following *nonmajor governmental funds:*

Special Revenue Funds are used to account for the proceeds of specific revenue sources (other than capital projects or debt service) that are restricted or committed to expenditures for specified purposes.

Capital Project Funds are used to account for debt proceeds to be used for the acquisition or construction of major capital assets and infrastructure. Existing projects include road construction, airport improvements, and various remodeling plans.

The County reports the following *proprietary funds:*

The Enterprise Fund is used to account for the cost of the Montgomery County Toll Road Authority.

Internal Service Funds are used to account for the costs of the County's medical plan, workers' compensation plan, and accident and liability plan.

The County reports the following *fiduciary funds:*

Investment trust Funds account for the deposits, withdrawals, and earnings of the local government investment trust funds, an external investment pool for local governments.

Custodial Funds account for monies held for various agencies and entities, but not held in a trust. These agencies and entities collect and disburse monies related to clerk fees, sheriff bonds, motor vehicle registrations, and property taxes.

D) ASSETS, LIABILITIES, DEFERRED OUTFLOWS/INFLOWS OF RESOURCES AND NET POSITION OR FUND BALANCES:

1. Cash and Investments

Cash and cash equivalents include amounts in demand deposits as well as bank certificates with a maturity date within three months of the date acquired by the County.

Investments for the County, except for certain investment pools are reported at fair value. The investment pools operate in accordance with appropriate state laws and regulations and are reported at amortized cost or net asset value; i.e. fair value.

The County is authorized by the Public Funds Investment Act of 1987 to invest idle funds in a) obligations of the United States and its agencies or instrumentalities, b) obligations of the State of Texas, c) obligations of states, agencies, political subdivisions, and municipalities having a rating of not less than A, and d) fully collateralized direct repurchase agreements.

2. Receivables

Property taxes are recognized as revenues in the period for which they are levied, regardless of the lien date. Property taxes for the County are levied based on taxable value on the lien date of January 1 prior to September 30 of the same year. They become due October 1 of that same year and delinquent after January 31 of the following year. Accordingly, receivables for prior-year levies delinquent at year end are reflected on the government-wide statement based on the full accrual method of accounting and under the modified accrual method in the fund statements.

Accounts receivable from other governments include amounts due from grantors in regards to approved grants for specific programs and reimbursements for services performed by the County. Program grants are recorded as receivables and revenues at the time all eligibility requirements have been met and reimbursable costs are incurred.

3. Inter-fund Transactions

Outstanding balances of lending and borrowing type activities between funds are classified as "due from other funds" and "due to other funds," respectively, on the fund financial statements. Inter-fund activity has been eliminated for the government-wide statements.

4. Prepaid Items

Certain payments to vendors reflect costs applicable to future accounting periods and recorded as prepaid items in both government-wide and fund financial statements. The County reports prepaid items using the consumption method.

In the fund financial statements, prepaid items are classified as non-spendable, which indicates they do not represent "available spendable resources" even though they are a component of current assets.

5. Capital Assets

Capital assets, which include land, buildings, improvements, equipment, intangibles (included in land and equipment), infrastructure, and construction in progress, are reported in the government-wide financial statements. By policy of the Commissioners' Court, acquisitions are capitalized when they cost at least $5,000 and have a useful life in excess of five years. Buildings and building improvements require a cost of at least $5,000 and a useful life in excess of 5 years. Land and construction in progress are not depreciated. The policy applied to infrastructure acquisitions requires a cost of at least $10,000 and a useful life in excess of five years. Infrastructure assets include county-owned roads, drainage improvements, bridges, signals, and runways. Capital assets are recorded at historical cost if purchased or constructed. Donated capital assets are recorded at their estimated acquisition value on the date of donation.

The costs of normal maintenance and repair that do not add to the value of the asset or materially extend the asset's life are expensed rather than capitalized.

Capital assets, including infrastructure, are depreciated using the straight-line method over the following estimated useful lives (in years):

Assets	Years
Buildings	5-50
Improvements	5-30
Equipment	5-15
Infrastructure	5-50
Right to use equipment	2-10
Right to use building	2-10

6. Payables

Amounts due to suppliers for trade purchases and amounts due to employees for salaries and benefits are presented on both the government-wide statements and the fund statements as accounts payable. Amounts due to various contractors for funds previously deducted from construction draws are presented as retainage payable. Both categories represent current liabilities.

7. Deferred Outflows/Inflows of Resources

In addition to assets, the statement of financial position and/or balance sheet will sometimes report a separate section for deferred outflows of resources. This separate statement element, deferred outflows of resources, represents a consumption of net assets that applies to future periods and will not be recognized as an outflow of resources until then. The County has the following items that qualify for reporting in this category.

- Deferred Charges on Refunding Bonds – result from the difference in the carrying value of refunded debt and its reacquisition price. This amount is amortized over the shorter of the life of the refunded or refunding debt.
- Pension contributions after measurement date – recognized in the subsequent year.
- Difference in projected and actual earnings on pension assets – amortized on a closed basis over a 5-year period.
- Changes in actual assumptions used to determine pension liability/(asset) and expected and actual experiences amortized over the weighted average remaining service life of all participants in the respective qualified pension plan.
- Changes in actuarial assumptions and expected and actual experiences used to determine OPEB liability – amortized over the weighted average remaining service life of all participants in the respective OPEB plan.

In addition to liabilities, the statement of financial position and/or balance sheet will sometimes report a separate section for deferred inflows of resources. The separate financial statement element, deferred inflows of resources, represents an acquisition of net assets that applies to future periods and will not be recognized as an inflow of resources until that time. The County has the following items that qualify for reporting in this category.

- Difference in Expected and Actual Pension Experience – recognized over the estimated average remaining lives of all members determined as of the measurement date.
- Unavailable Revenue – recognized in the period the amount becomes available.
- Deferred Charges on Refunding Bonds – result from the difference in the carrying value of refunded debt and its reacquisition price.

8. Unearned Revenue

The County records received but unearned grant revenues and other miscellaneous fee revenues in the fund financial statements as unearned revenues.

9. Long-term Obligations

In the government-wide financial statements, long-term debt and other long-term obligations are reported as liabilities in the applicable governmental activities. Bond premiums and discounts are amortized over the life of the bonds. Bonds payable are reported net of the applicable bond premium or discount. Bond issuance costs are recognized in the reporting period in which they incurred.

In the fund financial statements, governmental fund types recognize bond premiums and discounts, as well as bond issuance costs, during the current period. The face amount of debt issued is reported as other financing sources. Premiums received on debt issuances are reported as other financing sources while discounts on issuances are reported as other financing uses. Issuance costs, whether or not withheld from the actual debt proceeds received, are reported as debt service expenditures.

10. Leases

The County has entered into various lease agreements as either lessee or lessor. Key estimates and judgments related to leases include how the County determines (1) the discount rate it uses to discount the expected lease payments to present value, (2) lease term, and (3) lease payments.

- The County uses the interest rate charged by the lessor as the discount rate, if available. When the interest rate charged by the lessor is not provided, the County generally uses its estimated incremental borrowing rate as the discount rate for leases.

- The lease term includes the noncancellable period of the lease. Lease payments included in the measurement of the lease liability are composed of fixed payments and purchase option price that the County is reasonably certain to exercise.

- The County monitors changes in circumstances that would require a remeasurement of its lease and will remeasure the lease asset and liability if certain changes occur that are expected to significantly affect the amount of the lease liability or lease asset.

Lessee. The County is a lessee for noncancellable leases of equipment. The County recognizes a lease liability and an intangible right-to-use lease asset (lease asset) in the government-wide financial statements. At the commencement of a lease, the County initially measures the lease liability at the present value of payments expected to be made during the lease term. Subsequently, the lease liability is reduced by the principal portion of lease payments made. The lease asset is initially measured as the initial amount of the lease liability, adjusted for lease payments made at or before the lease commencement date, plus certain initial direct costs. Subsequently, the lease asset is amortized on a straight-line basis over its useful life. Lease assets are reported with other capital assets and lease liabilities are reported with long- term debt on the statement of net position.

Lessor. The County is a lessor in an arrangement allowing the placement of a cellular tower on County property. In both the government-wide financial statements and the governmental fund financial statements, the County initially measures the lease receivable and a deferred inflow of resources for the present value of payments expected to be made during the lease term. Subsequently, the lease receivable is reduced by the principal portion of lease payments made. The deferred inflow of resources is recognized as revenue on a systematic basis over the life of the lease.

11. Fund Balances

County Commissioners' Court established Fund Balance policies in accordance with GASB Statement No. 54 – *Fund Balance Reporting and Governmental Fund Type Definitions*. The County strives to maintain a minimum Unassigned Fund Balance in the general fund of 10 to 15 percent of the annual operating expenditures as presented in its annual financial report.

The County reports fund balances in five classifications:

Nonspendable – These balances represent amounts that are not spendable because of their form or are legally required to be maintained or intact, such as prepaid items.

Restricted - These balances represent that portion of fund balance that reflects resources that are subject to externally enforceable legal restrictions, typically imposed by parties outside of the government. Such parties may include creditors, grantors, contributors, or other governments. Fund balance on the debt service fund will be restricted for the payment of principal and interest on the debt service obligation.

Committed – This is the portion of fund balance that represents resources whose use is constrained by limitations that Commissioners' Court, the County's highest level of decision-making authority, imposes on them. The Court will approve all commitments by quorum vote through the adoption of a court order. The limitations imposed by the court require the same formal action to be removed.

Assigned –Represents amounts that are constrained by the government's intent to be used for specific purposes, but are neither restricted nor committed. The governing body may delegate its authority to assign amounts to another official. The Commissioners' Court, when it is appropriate for fund balance to be assigned, delegates the authority to the County Auditor. Assignments may be necessary for items such as other post-employment benefits, claims and judgments or transfers to special revenue funds.

Unassigned – This represents the residual amount in the general fund which has not been committed, restricted or assigned for other purposes. The general fund is the only fund that can report positive unassigned fund balance.

For any expenditure incurred for purposes for which multiple fund balance categories can be used, the County will utilize funds in the following order on a first-in-first-out basis: restricted, committed, assigned, and unassigned.

12. Compensated Absences

A liability for unused vacation and compensatory time for all full-time regular employees is calculated and reported in the government-wide financial statements. For financial reporting purposes, the following criteria have been applied in considering the accrual of the liability associated with compensated absences: a) leave or compensation is attributable to services already rendered, and b) leave or compensation is not contingent on a specific event (such as illness).

Liabilities for compensated absences are only be recognized in the fund statements to the extent the liabilities have matured and are payable out of current available resources. Compensated absences are accrued in the government-wide statements.

Each full-time regular employee earns ten days of excused leave per year, and from ten to twenty-five days of vacation time may be earned per year. A maximum of sixty days for excused leave may be accrued, and for those employees hired prior to September 1987, the number of days of excused leave accrued at September 30, 1987, may be paid only upon retirement. A maximum of twenty-five days of vacation may be accrued, and is paid upon retirement, resignation, or discharge from the County. Compensatory time is earned in accordance with the provisions of the Fair Labor Standards Act, as it applies to government employees.

13. Arbitrage

The Tax Reform Act of 1986 established regulations for the rebate to the federal government of arbitrage earnings on local government bonds. Issuing governments must calculate any rebate due and remit the amount due at least every five years. There were no arbitrage rebate payments made during fiscal year 2022.

14. Net Position (restricted)

Net position represents the difference between assets, deferred outflows (inflows) of resources and liabilities. For the government-wide financial statements, restricted net position represent externally imposed restrictions by creditors, grantors, contributors or laws or regulations of other governments. They may also represent restrictions imposed by law through constitutional provisions or enabling legislation.

15. Pensions

For purposes of measuring the net pension asset, deferred outflows of resources and deferred inflows of resources related to pensions, and pension expense, information about the Fiduciary Net Position of the Texas County and District Retirement System (TCDRS) and additions to/deductions from TCDRS's Fiduciary Net Position have been determined on the same basis as they are reported by TCDRS. For this purpose, plan contributions are recognized in the period that compensation is reported for the employee, which is when contributions are legally due. Benefit payments and refunds are recognized when due and payable in accordance with the benefit terms. Investments are reported at fair value.

16. OPEB

The County's OPEB plan has been determined using the flow of economic resources measurement focus and the full accrual basis of accounting. This includes for purposes of measuring the OPEB liability, deferred outflows, OPEB expense. Benefit payments are recognized when due and payable in accordance with the benefit terms. There are no assets as this is a pay-as-you-go plan.

17. Use of Estimates

The preparation of financial statements in conformity with GAAP requires management to make estimates and assumptions that affect the reported amounts of assets and liabilities and the disclosure of contingent assets and liabilities at the date of the financial statements and the reported amounts of revenues and expenses during the reporting period. Actual results could differ from those estimates.

18. Program Revenues

Amounts reported as program revenues include 1) charges to customers or applicants who purchase, use, or directly benefit from goods, services, or privileges provided by a given function and 2) grants and contributions that are restricted to meeting the operational or capital requirements of a particular function. All taxes, including those dedicated for specific purposes, and other internally dedicated resources are reported as general revenues rather than as actual program revenues.

NOTE 2 STEWARDSHIP, COMPLIANCE AND ACCOUNTABILITY:

A) BUDGETS AND BUDGETARY ACCOUNTING:

The budget law of the State of Texas provides that "the amounts budgeted for the current expenditures from the various funds of the County shall not exceed the balances in said funds plus the anticipated revenues for the current year for which the budget is made as estimated by the County Auditor." In addition, the law states that the Commissioners' Court "may, upon proper application, transfer an existing budget surplus during the year to a budget of like kind and fund, but no such transfer shall increase the total of the budget."

The budget is prepared by the Budget Office and adopted by the Commissioners' Court following departmental budget reviews and a public hearing. A copy of the budget must be filed with the Clerk of the County Court and made available to the public. The Commissioners' Court must provide for a public hearing on the budget on some date within ten calendar days after the filing of the budget and prior to its adoption.

The budget is legally adopted by an order of the Commissioners' Court on a basis consistent with generally accepted accounting principles. The legal level of control (as set forth by statute) is total resources as appropriated to each fund. Any expenditure that alters the total budgeted amounts of a fund must be approved by Commissioners' Court, and the budget amended. The annual budget is monitored and reported in the financial statements at the function level, as management believes that this provides for a more thorough disclosure of the County's operations.

For fiscal year 2022, formal budgets were adopted for the General Fund, the Special Revenue Funds (except the Joe Corley Pass Through Fund), and the Debt Service Fund. Formal budgetary integration is not employed for Capital Project Funds, and legal budgets are not adopted, because budgetary control is achieved through legally binding construction contracts. All appropriations lapse at fiscal year-end with the exception of grant awards and certain ongoing projects.

The Commissioners' Court may approve expenditures as an amendment to the budget to meet an unusual and unforeseen condition that could not have been included in the original budget through the use of reasonably diligent thought and attention. Such expenditures would include the re-appropriation of approved but unexpended amounts for encumbrances, grants, and certain projects from the previous fiscal year.

The Commissioners' Court may also adopt a supplemental budget for the limited purpose of spending proceeds that become available for disbursement in a fiscal year, but are not included in the budget for that budget year. Included in this category are public or private grants or aid money, revenue from intergovernmental contracts, and proceeds from the issuance of debt.

NOTE 3 DEPOSITS AND INVESTMENTS:

A) DEPOSITS:

Custodial Credit Risk – deposits. In the case of deposits, this is the risk that in the event of a bank failure, the government's deposits may not be returned to it. The County does not have a policy for custodial credit risk. As of September 30, 2022, the County's bank balance (collected funds) was $255,775,060. At that same date, none of the County's bank balance was exposed to custodial credit risk since the County's deposits were insured and collateralized by securities pledged by the depository and held by third party agents of the County in the County's name.

As of September 30, 2022, the County's business-type activities bank balance (collected funds) was $199,885. At that same date, none of the County's business-type activities bank balance was exposed to custodial credit risk since the deposits were insured and collateralized.

B) INVESTMENTS:

The County categorizes its fair value measurements within the fair value hierarchy established by generally accepted accounting principles, which provide a framework for measuring fair value which establishes a three-level fair value hierarchy that describes the inputs that are used to measure assets and liabilities.

Level 1 inputs are quoted prices (unadjusted) for identical assets or liabilities in active markets that a government can access at the measurement date.

Level 2 inputs are inputs – other than quoted prices included within Level 1 – that are observable for an asset or liability, either directly or indirectly.

Level 3 inputs are unobservable inputs for an asset or liability.

The fair value hierarchy gives the highest priority to Level 1 inputs and the lowest priority to Level 3 inputs. If a price for an identical asset or liability is not observable, a government should measure fair value using another valuation technique that maximizes the use of relevant observable inputs and minimizes the use of unobservable inputs. If the fair value of an asset or a liability is measured using inputs from more than one level of the fair value hierarchy, the measurement is considered to be based on the lowest priority level input that is significant to the entire measurement.

As of September 30, 2022, the County's governmental activities had the following investments:

	Value	Fair Value Level	Percent of Total Investment	Weighted Average Maturity (Days)	Credit Risk
Investments measured at amortized cost:					
TEXPOOL	$ 672,705		1%	25	AAAm
Texas FIT	15,109,084		12%	6	AAAmmf
TexSTAR	1,020,531		1%	12	AAAm
TEXCLASS Pool	6,103,345		5%	31	AAAm
Investments subject to fair value level:					
U.S. Government Sponsored Enterprise	46,846,951	Level 2	36%	238	AA+
U.S. Government Agency Securities	27,024,426	Level 1	22%	170	AA+
U.S. Government Agency Securities	19,410,286	Level 2	15%	74	AA+
Municipal Bonds	4,413,330	Level 1	4%	12	AA+
Municipal Bonds	4,900,546	Level 2	4%	9	AA+
Total	$ 125,501,204		100%		
Portfolio weighted average maturity				140	

Of the investments reported at fair value, $4,936,899 were valued using present value of expected future cash flow model. The remaining fair value investments of $97,658,640 were valued using documented trade history in exact security.

As of September 30, 2022, the County's business-type activities had the following investments:

	Value	Fair Value Level	Percent of Total Investment	Weighted Average Maturity (Days)	Credit Risk
Investments measured at fair value:					
Money Market Funds	$ 31,508,821	Level 1	100%	1	AAAm

The investments reported at fair value were valued using documented trade history in exact security.

Investment Pools are measured at amortized cost or net asset value (NAV) and are exempt for fair value reporting. U.S. Government Agency Securities and U.S. Treasury Notes classified in Level 2 of the fair value hierarchy are valued using a matrix pricing technique. Matrix pricing is used to value securities based on the securities' relationship to benchmark quotes prices.

Money Market Funds are measured at amortized cost and are exempt for fair value reporting.

The TexPool and TexSTAR investment pools are external investment pools measured at amortized cost. In order to meet the criteria to be recorded at amortized cost, the investment pool must transact a stable net asset value per share and maintain certain maturity, quality, liquidity and diversification requirements within the investment pool. The investment pool transacts at a net asset value of $1.00 per share, has weighted average maturities of 60 days or less and weighted average lives of 120 days or less, investments held are highly rated by nationally recognized statistical rating organizations, have no more than 5% of portfolio with one issuer (excluding U.S. government securities), and can meet reasonably forseeable redemptions. The investment pool's authority may only impose restrictions on redemptions in the event of a general suspension of trading on major securities markets, general banking moratorium or national state of emergency that affects the pool's liquidity.

The TexasCLASS and Texas Fit investment pools are external investment pools measured at NAV. Their strategy is to seek preservation of principal, liquidity and current income through investment in a diversified portfolio of short-term marketable securities. The County has no unfunded commitments related to the investment pools. has a redemption notice period of one day and may redeem daily. The investment pool's authorities may only impose restrictions on redemptions in the event of a general suspension of trading on major securities markets, general banking moratorium or national or state emergency that affects the pools' liquidity.

Custodial credit risk – investments. For an investment, this is the risk that, in the event of the failure of the counterparty, the government will not be able to recover the value of its investments or collateral securities that are in possession of an outside party. While the County does not have an investment policy for custodial credit risk, there is no need for such policy because of the nature of the County's investments. A third-party institution is required to hold the insured, registered securities underlying the County's investments in a safekeeping account in the County's name.

Interest rate risk. In accordance with its written investment policy, the County manages its exposures to declines in fair value by limiting the maturity of its investments to less than one year at the time of purchase.

Credit risk. While state statutes allow for additional investments, the County's formal investment policy authorizes the County to only invest in the following:

- Obligations of the U.S. Treasury and Governmental Agencies,
- Time deposits,
- Negotiable Order of Withdrawal (NOW) Accounts,
- Investment Pools rated AAA or AAAm by at least 1 nationally recognized rating service,
- Certificates of Deposit, and
- Money Market mutual funds.
- Commercial Paper as defined in Texas Government Code, Section 2256.013

As stated above, Standard and Poor's has rated the investment pools and the mutual funds AAAm.

Concentration of credit risk. The County's investment policy does not have any provisions regarding the amount that may be invested in any one issuer. However, the Investment Committee regularly reviews that saturation for anything in excess of 25%.

NOTE 4 RECEIVABLES:

A) ACCOUNTS RECEIVABLE:

Accounts receivable as of year-end for the County's individual major and nonmajor funds in the aggregate, including the applicable allowances for uncollectible accounts, are as follows:

	General Fund	Road and Bridge	Internal Service Funds	Toll Road Authority	Total
Accounts receivable:					
Fines	$ 49,275,677	$ -	$ -	$ -	$ 49,275,677
Leases	5,469,606	452,181	-	-	5,921,787
Miscellaneous	7,267,040	246,579	560,549	1,312,537	9,386,705
Allowance	(44,348,109)	-	-	-	(44,348,109)
Total	$ 17,664,214	$ 698,760	$ 560,549	$ 1,312,537	$ 20,236,060

B) PROPERTY TAXES:

The County Tax Assessor-Collector bills and collects property taxes. Revenues are recognized in the Governmental Funds when levied to the extent that they result in current receivables. Property taxes are levied (assessed) and payable on October 1. They attach as an enforceable lien on property as of January 1 of the following year and become delinquent on February 1.

The County is permitted by the Texas State Constitution (Article VIII, Section 9) and statutes to levy taxes of up to $0.80 per $100 of assessed valuation for general governmental services and the payment of long-term debt. The combined current tax rate for the year end was $0.4083 per $100, which means that the County has a tax margin of $0.3917 per $100, and could raise up to $263,805,923 in additional taxes from the present assessed valuation of $67,348,972,000 before the limit is reached.

The thirty years' property taxes receivable at September 30, 2022, as reported by the Tax Assessor-Collector are presented as follows:

	Taxes Receivable	Less: Allowance for Uncollectables	Net Taxes Receivable
General Fund	$ 5,749,467	$ 114,989	$ 5,634,478
Road & Bridge Fund	903,424	18,068	885,356
Debt Service Fund	1,198,054	23,961	1,174,093
Total	$ 7,850,945	$ 157,018	$ 7,693,927

Approximately 2.0% of the outstanding balance of property taxes receivable is not anticipated to be collected.

C) LEASE RECEIVABLE:

On October 1, 2021, the County entered into multiple leases as lessor for the use of aircraft hangars on County property by multiple organizations and individuals. The lessees are required to make monthly and annual payments ranging from $51 to $2,900, and $164 to $60,544, respectively. These leases bear interest rates of 3.8%.

A summary of the County's lease receivables as of September 30, 2022, is as follows:

Purpose of Lease	Interest Rate	Initial Year of Lease	Amount of Initial Lease Receivable	Interest Current Year	Amounts Receivable 9/30/2022	Amounts Receivable Within One Year
Right to use:						
Airport hangars	3.80%	2022	$ 6,328,632	$ 40,172	$ 5,921,787	$ 217,432
Total			$ 6,328,632	$ 40,172	$ 5,921,787	$ 217,432

NOTE 5 DUE FROM OTHER GOVERNMENTS:

At September 30, 2022, the following amounts were recorded as due to the County:

	Federal	State	Other	Total
General Fund	$ 23,722,765	$ 1,122,481	$ -	$ 24,845,246
Grants	612	106,864	-	107,476
Pass-through Toll	-	56,473,000	-	56,473,000
Nonmajor	-	-	708,117	708,117
Total	$ 23,723,377	$ 57,702,345	$ 708,117	$ 82,133,839

Amounts due from other governments arise from funding received from federal and state grants, as well as interlocal agreements with local governments.

NOTE 6 CAPITAL ASSETS:

A) Governmental Activities: Capital assets activity in the governmental activities for the year ended September 30, 2022 was as follows:

Governmental activities:	Beginning Balance	Additions [1]	Deletions and Transfers [1]	Ending Balance
Capital assets not being depreciated				
Land (2)	$ 139,776,532	$ 8,659,831 [2]	$ 2,144,650	$ 150,581,013
Construction in progress	52,404,171	33,460,344	(47,800,090)	38,064,425
Total capital assets not being depreciated	192,180,703	42,120,175	(45,655,440)	188,645,438
Capital assets being depreciated				
Buildings (3)	221,684,026	-	7,247,429	228,931,455
Improvements (3)	26,665,442	228,322	1,393,445	28,287,209
Equipment (2)(3)	146,966,308	17,808,872 [2]	(4,715,505)	160,059,675
Infrastructure	1,715,369,833	61,074,718	28,242,400	1,804,686,951
Right to use equipment	1,601,285	-	-	1,601,285
Right to use building	3,387,562	-	-	3,387,562
Total capital assets being depreciated	2,115,674,456	79,111,912	32,167,769	2,226,954,137
Less accumulated depreciation for:				
Buildings	(95,181,691)	(5,573,004)	784,633	(99,970,062)
Improvements	(21,358,364)	(1,123,635)	-	(22,481,999)
Equipment	(92,483,441)	(13,310,052)	4,349,129	(101,444,364)
Infrastructure	(1,047,749,379)	(51,893,854)	-	(1,099,643,233)
Right to use equipment	-	(767,829)	-	(767,829)
Right to use building	-	(338,756)	-	(338,756)
Total accumulated depreciation	(1,256,772,875)	(73,007,130)	5,133,762	(1,324,646,243)
Total capital assets, being depreciated, net	858,901,581	6,104,782	37,301,531	902,307,894
Governmental activities capital assets, net	$ 1,051,082,284	$ 48,224,957	$ (8,353,909)	$ 1,090,953,332

(1) Amounts representing transfers between categories are included in the columns for both additions and deletions.
(2) As required by GASB 51, this schedule reports intangible assets of $121,615,539 and $12,034,446 in land and equipment, respectively.
(3) Internal service fund assets are included in these amounts.

Depreciation Expense:

Depreciation expense was charged to the functions/programs of the primary government's governmental activities as follows:

Governmental activities:	
General government	$ 5,564,041
Financial administration	32,385
Health and welfare	1,626,272
Culture and recreation	1,409,635
Law enforcement and corrections	9,359,008
Legal and judicial	213,060
Transportation	54,775,172
Capital assets held by the County's internal service funds are charged to the various functions based on their usage of the assets	27,557
Total	$ 73,007,130

B) Business-type Activities: Capital assets activity in the business-type activities for the year ended September 30, 2022 was as follows:

Business-Type Activities:	Beginning Balance	Additions	Deletions	Ending Balance
Capital assets not being depreciated				
Construction in progress	$ 52,157	$ 281,352	$ -	$ 333,509
Total capital assets not being depreciated	52,157	281,352	-	333,509
Capital assets being depreciated				
Equipment	34,638	61,560	-	96,198
Infrastructure	79,390,678	-	-	79,390,678
Total capital assets being depreciated	79,425,316	61,560	-	79,486,876
Less accumulated depreciation for:				
Equipment	(11,546)	(16,033)	-	(27,579)
Infrastructure	(8,043,346)	(4,021,673)	-	(12,065,019)
Total accumulated depreciation	(8,054,892)	(4,037,706)	-	(12,092,598)
Total capital assets, being depreciated, net	71,370,424	(3,976,146)	-	67,394,278
Business-type activities capital assets, net	$ 71,422,581	$ (3,694,794)	$ -	$ 67,727,787

Depreciation Expense: Depreciation expense was charged to the functions/programs of the primary government's business-type activities as follows:

Business-type Activities:	
Toll Road	$ 4,037,706
Total depreciation expense-business-type activities	$ 4,037,706

C) CONSTRUCTION COMMITMENTS:

The County has entered into contracts for the construction, renovation, and improvement of real property. As of September 30, 2022, the County had contracts for various projects in the amount of $65,221,438 and have paid to date $46,959,148.

As of September 30, 2022, contracts entered into by the Montgomery County Toll Road Authority (business-type activities) for the SH 249 project amount to $4,746,827 and have paid to date $88,782.

D) ENCUMBRANCES:

Encumbrance accounting is utilized to the extent necessary to assure effective budgetary control and accountability and to facilitate effective cash planning and control. At year end the amount of encumbrances expected to be honored upon performance by the vendor in the next year were as follows:

General Fund	$ 828,011
Road and Bridge Fund	6,327,496
Grants Fund	3,714,358
Other Non-Major Funds	13,385,161
Internal service funds	161,466
Total Encumbrances	$ 24,416,492

NOTE 7 DISAGGREGATION OF OTHER LIABILITY BALANCES:

A) DUE TO OTHER GOVERNMENTS:

The County records certain amounts due to other governments as a result of operating contracts and overpayment of certain grant funds. At September 30, 2022 the following amounts were due to other governments:

Fund	State	Total
General	$ 3,180	$ 3,180

B) UNEARNED REVENUES:

The County reports unearned revenues in the governmental funds that consist of resources that have been received, but not yet earned. At September 30, 2022, unearned revenues are presented below:

Fund	Description	Unearned
General	ARPA funding	$ 96,066,907
General	ERA funding	3,997,139
General	Prepaid leases	4,347,175
General	Other	2,088,532
Pass Through Toll Projects	TXDOT Pass Through Toll contract	56,473,000
Total		$ 162,972,753

NOTE 8 LONG-TERM DEBT:

General long-term debt consists of general obligation bonds, certificates of obligation, the County's accrued liability for compensated absences and compensatory time, leases, and financed purchases. Principal and interest payments on the County's bonded debt, in general, are secured by ad valorem property taxes levied on all taxable property within the County. Payments are recorded in the Debt Service Fund.

A) BONDED DEBT:

A summary of the outstanding governmental bonded debt, at September 30, 2022 is presented:

	Interest Rate (%)	Issue Date	Maturity Date	Bonds Outstanding
General obligation bonds:				
Refunding Bonds, Series 2014A	5.0	2014	2025	$ 46,340,000
Refunding Bonds, Series 2016	3.0-5.0	2016	2027	58,925,000
Road Bonds, Series 2016	2.0-5.0	2016	2027	50,065,000
Refunding Bonds, Series 2016A	3.0-5.0	2017	2030	32,680,000
Road Bonds, Series 2016A	4.0-5.0	2017	2042	67,540,000
Road Bonds, Series 2018	4.0-5.0	2018	2043	41,100,000
Refunding Bonds, Series 2018	4.0	2019	2030	26,965,000
Road Bonds, Series 2018B	3.5-5.0	2019	2040	87,300,000
Refunding Bonds, Series 2020	4.0-5.0	2020	2032	21,460,000
Refunding Bonds, Series 2021	4.0-5.0	2021	2043	8,430,000
Subtotal				440,805,000
Certificates of obligation bonds:				
Series 2010	3.0-5.4	2010	2039	23,395,000
Subtotal				23,395,000
Total				$ 464,200,000

All of the County's outstanding bonded debt is assigned a fixed rate of interest.

The Toll Road Project has been financed with senior lien revenue bonds. The proceeds from such bonds, including the interest earned, are being used to finance the construction and the related debt service.

The outstanding business-type bonded debt at September 30, 2022 is as follows:

	Interest Rate (%)	Issue Date	Maturity Date	Bonds Outstanding
Senior Lien Revenue Bonds, Series 2018:	5.00	2018	2048	$ 87,680,000
Total				$ 87,680,000

B) CHANGES IN LONG-TERM LIABILITIES:

The following schedule illustrates changes in the County's Governmental Long-Term Liabilities for the year ended September 30, 2022. For each category, management has presented the portion that will be due within one year.

	Beginning Balance	Additions	Provisions (Reductions)	Ending Balance	Due Within One Year
Governmental Activities:					
Bonds payable:					
General obligation	$ 452,590,000	$ 8,430,000	$ (20,215,000)	$ 440,805,000	$ 21,490,000
Certificates of obligation	34,085,000	-	(10,690,000)	23,395,000	1,045,000
Less deferred amounts:					
Issuance discounts	(14,821)	18,958	(4,137)	-	-
Issuance premiums	42,514,172	1,732,781	(4,705,180)	39,541,773	-
Total bonds payable	529,174,351	10,181,739	(35,614,317)	503,741,773	22,535,000
Leases	4,988,847	-	(1,106,240)	3,882,607	1,401,271
Financed purchases	10,459,863	8,131,117	(4,112,220)	14,478,760	2,921,824
Property & casualty obligation	508,343	2,940,609	(2,767,735)	681,217	170,304
Workers' comp obligation	2,029,591	1,899,350	(1,863,688)	2,065,253	516,313
Medical obligation	9,906,736	36,127,232	(36,314,765)	9,719,203	2,429,801
Compensated absences	14,091,141	7,548,475	(7,930,850)	13,708,766	3,489,026
Total long-term liabilities	$ 571,158,872	$ 66,828,522	$ (89,709,815)	$ 548,277,579	$ 33,463,539

The compensated absences liability in the governmental activities is liquidated by the General fund and special revenue funds.

The following schedule illustrates changes in the County's Business-Type Long-Term Liabilities for the year ended September 30, 2022. For each category, management has presented the portion that will be due within one year:

	Beginning Balance	Additions	Provisions (Reductions)	Ending Balance	Due Within One Year
Business-Type Activities:					
Bonds payable:					
Senior lien revenue bonds	$ 87,680,000	$ -	$ -	$ 87,680,000	$ 500,000
Issuance premium	6,973,668	-	(268,218)	6,705,450	-
Total bonds payable	94,653,668	-	(268,218)	94,385,450	500,000
Business-type activities long-term liabilities	$ 94,653,668	$ -	$ (268,218)	$ 94,385,450	$ 500,000

Refunding Bonds Issued

In December 2021, the County issued Limited Tax Refunding Bonds, Taxable Series 2021 in the amount of $8,430,000, for the purpose of refunding a portion of existing bonds at a present value savings. The bonds carry and interest rate of 4-5%. The proceeds were used to refund $9,935,000 of a previously issued bond, Certificates of Obligation, Series 2012A. The reacquisition price fell below the net carrying amount of the old debt by $639,966. This amount is reported as a deferred inflow of resources and amortized over the remaining life of the refunding debt, which had a shorter remaining life than the refunded debt. The refunding reduced the County's total debt service payments by $1,582,988 and generated an economic gain (difference between the present values of the debt service payments on the old and new debt) of $1,474,086.

C) ANNUAL DEBT SERVICE REQUIREMENTS TO MATURITY:

The following table lists the debt requirements, by debt type for governmental activities:

	General Obligation Bonds		Certificates of Obligation	
	Principal	Interest	Principle	Interest
2023	$ 21,490,000	$ 19,976,213	$ 1,045,000	$ 1,678,324
2024	22,610,000	18,873,713	1,075,000	1,617,655
2025	23,785,000	17,713,838	1,105,000	1,531,632
2026	25,030,000	16,493,463	1,140,000	1,440,844
2027	26,325,000	15,209,588	1,180,000	1,346,345
2028-2032	147,190,000	56,326,281	6,540,000	5,090,525
2033-2037	73,635,000	30,028,400	7,790,000	2,463,913
2038-2042	89,640,000	11,680,238	3,520,000	426,870
2043	11,100,000	240,475	-	-
Total	$ 440,805,000	$ 186,542,209	$ 23,395,000	$ 15,596,108

The following table lists the debt requirements, by debt type for business-type activities:

	Revenue Bonds	
	Principal	Interest
2023	$ 500,000	$ 4,384,000
2024	1,000,000	4,384,000
2025	1,500,000	4,359,000
2026	2,045,000	4,309,000
2027	2,145,000	4,234,000
2028-2032	12,455,000	19,530,750
2033-2037	15,890,000	16,254,000
2038-2042	20,280,000	12,072,750
2043-2047	25,885,000	6,736,250
2048	5,980,000	882,750
Total	$ 87,680,000	$ 77,146,500

D) PRIOR YEAR DEFEASANCE OF DEBT:

In prior years, the County defeased multiple debt issues by creating separate irrevocable trust funds. New debt was issued and the proceeds were used to purchase U.S. government securities that were placed in the trust funds. The investments and fixed earnings from the investments are sufficient to fully service the defeased debt until it is called or matures. For financial reporting purposes, the debt has been considered defeased and therefore removed from the government-wide financial statements. As of September 30, 2022, defeased but outstanding debt from prior year refunding transactions consisted of the following:

Series	Amount
Pass-Through Toll Refunding Bonds, Series 2012	$ 16,575,000
Certificates of Obligation, Series 2012A	9,935,000
Total defeased but outstanding debt	$ 26,510,000

E) CONDUIT DEBT OBLIGATIONS:

Harris County Health Facilities Development Corporation and Harris County Cultural Education Facilities Finance Corporation issued bonds to provide financial assistance to private and public sector entities engaged in activities that are deemed to be in the public interest. These bonds are obligations of the issuing entities payable solely from the proceeds of the underlying financing agreements and, in the opinion of legal counsel, do not represent indebtedness or liability to the issuing entity, to Montgomery County, Texas, to the State of Texas, or to any political subdivision; therefore, they are not reported as liabilities in the County's financial statements.

Harris County Health Facilities Development Corporation - The corporation issues bonds if there is a public benefit or purpose that is necessary or convenient for health care, research, or education. Its activity is included in this disclosure because its bonds have been issued for the benefit of organizations located in Montgomery County. As of February 28, 2022, there were five (5) series of bonds outstanding with an aggregate principal payable of $442,425,000. The bonds will be repaid from sources defined in the various underlying financing agreements between the corporation and the entities for whose benefit the bonds were issued.

Harris County Cultural Education Facilities Finance Corporation - The corporation issues bonds for the purpose of defraying expansion costs, for Space Center Houston projects, Houston Livestock Show and Rodeo projects, Baylor College of Medicine, Memorial Hermann Healthcare System, Methodist Hospital System, Texas Medical Center projects, and the Young Men's Christian Association (YMCA) of the Greater Houston Area and others. Its activity is included in this disclosure because its bonds have been issued for the benefit of organizations located in Montgomery County. As of February 28, 2022 there were fifty-five (55) series of Bonds outstanding with an aggregate principal payable of $5,016,158,000. The Bonds will be repaid from payments required to be made under loan agreements between the issuing entity and the aforementioned parties.

F) FINANCED PURCHASES:

The County has entered into agreements for the financed purchase of certain radio and election equipment, and software. Annual payments range from $359,496 to $1,959,355, with interest rates ranging from 1.18% to 3.90% These agreements are classified as financed purchases because title passes to the County at the end of the agreement term, and are included as financed purchases in the Long-Term Debt portion of the government-wide statements. Principal and interest requirements to maturity are as follows:

	Financed Purchases	
	Principal	Interest
2023	$ 2,921,824	$ 297,984
2024	2,997,216	222,592
2025	2,700,351	159,960
2026	790,801	110,156
2027	805,668	95,289
2028-2032	4,262,900	241,897
Total	$ 14,478,760	$ 1,127,878

G) LEASES PAYABLE:

The County entered into multiple leases as lessee for the right to use various equipment and buildings. The County is required to make fixed monthly payments between $5,447 and $44,626. The leases bear interest of 3.8%. Principal and interest requirements to maturity are as follows:

	Leases Payable	
	Principal	Interest
2023	$ 1,401,271	$ 124,339
2024	726,942	82,426
2025	696,975	55,109
2026	738,667	27,689
2027	318,752	3,059
Total	$ 3,882,607	$ 292,622

NOTE 9 INTERFUND RECEIVABLES, PAYABLES, AND TRANSFERS:

A) DUE FROM/DUE TO OTHER FUNDS:

Activity between funds that represents the current portion of lending/borrowing and inter-fund charges for goods and services arrangements outstanding at fiscal year-end are referred to as "due from/due to other funds." Inter-fund balances are expected to be repaid within one year from the date of the financial statements, and are routine in nature.

The composition of inter-fund balances as of September 30, 2022 was as follows:

	Receivables	Payables
General Fund	$ -	$ 26,648,632
Road and Bridge Fund	-	3,998,271
Debt Service Fund	1,238,465	-
Grants Fund	3,451,273	-
Pass Through Toll Projects	8,965,978	-
Road Bonds Series 2018B Fund	-	6,012,065
Non-major Governmental Funds	15,686,000	4,922,365
Toll Road Authority	125,734	-
Internal Service Funds	12,113,883	-
Total	$ 41,581,333	$ 41,581,333

The outstanding balances between funds result mainly from the time lag between the dates that (1) interfund goods and services are provided or reimbursable expenditures occur, (2) transactions are recorded in the accounting system, and (3) payments between funds are made. These amounts also include balances of working capital loans made to several nonmajor governmental funds, which the general fund expects to collect in the subsequent year.

B) TRANSFERS:

Transfers are used to a) move revenues from the fund that the statute or budget requires to collect them to the fund that the statute or budget requires to expend them, b) move receipts from bond refundings and residual balances from capital project funds to the debt service fund to pay debt obligations, and c) use unrestricted revenues collected in the general fund to finance various programs accounted for in other funds in accordance with budgetary authorizations. Inter-fund transfers for the year ended September 30, 2022 were:

Transfer From	Transfer To	Amount	Purpose
General Fund	Grants	$ 353,508	County match for grants
General Fund	Road and Bridge	78,224	Equipment replacement
General Fund	Nonmajor governmental	981,550	To fund operational expenditures
General Fund	Internal service	1,000,000	To fund self-insurance
Road and Bridge	General Fund	1,861,976	To fund operational expenditures
Road and Bridge	Grants	5,834	County match for grants
Road and Bridge	Nonmajor governmental	357,984	To fund operational expenditures
Road and Bridge	Internal service	2,000,000	To fund self-insurance
Grants	General Fund	50,000	To fund building remodel
Grants	Debt Service	1,225,132	To transfers BABS subsidy
Nonmajor governmental	General Fund	217,046	To fund operational expenditures
Nonmajor governmental	Road and Bridge	759,108	To fund major projects
Total		$ 8,890,362	

Although interfund activity is reported in the fund financial statements, it has been eliminated in the government-wide financial statements, excluding transfers between the enterprise fund and governmental funds which will be reported in the government-wide financial statements.

NOTE 10 FUND BALANCES:

The following table provides detail of the classification of fund balances as reported in the fund financial statements:

	General	Road & Bridge	Debt Service	Grants	Pass-through Toll Projects	Road Bonds 2018B	Other Governmental Funds
Non-Spendable:							
Prepaid	$ -	$ -	$ -	$ 111	$ -	$ -	$ -
Total Non-Spendable	-	-	-	111	-	-	-
Restricted for:							
Capital projects	-	-	-	-	8,965,978	45,548,279	5,490,208
General government	-	-	-	13,658	-	-	3,321,223
Financial administration	-	-	-	347,991	-	-	-
Law enforcement and corrections	-	-	-	77,782	-	-	4,273,207
Legal and judicial	-	-	-	2,326,122	-	-	1,717,648
Transportation	-	-	-	2,402,146	-	-	-
Debt service	-	-	13,367,412	-	-	-	-
Road and bridge	-	15,755,028	-	-	-	-	-
Total Restricted	-	15,755,028	13,367,412	5,167,699	8,965,978	45,548,279	14,802,286
Committed for:							
Capital Projects	-	-	-	-	-	-	12,729,615
General government	288,264	-	-	-	-	-	-
Financial administration	10,093	-	-	-	-	-	-
Health and human services	24,564	185	-	-	-	-	-
Culture and recreation	11,051	622,601	-	-	-	-	-
Law enforcement and corrections	861,074	-	-	-	-	-	-
Legal and judicial	47,969	-	-	-	-	-	-
Transportation	137,115	7,584,080	-	-	-	-	-
Total Committed	1,380,130	8,206,866	-	-	-	-	12,729,615
Assigned for:							
OPEB	85,000,000	-	-	-	-	-	-
Total Assigned	85,000,000	-	-	-	-	-	-
Unassigned	50,908,641	-	-	-	-	-	(664,473)
Total Fund Balances	$ 137,288,771	$ 23,961,894	$ 13,367,412	$ 5,167,810	$ 8,965,978	$ 45,548,279	$ 26,867,428

NOTE 11 RISK MANAGEMENT:

A) EMPLOYEE HEALTH BENEFITS:

Effective January 1989, the County established a partially self-funded trust plan which offers medical and life insurance coverage to employees and their dependents. The County maintains excess loss insurance, which limits annual claims paid from the plan to a maximum of $300,000 per plan participant. This excess loss reinsurance policy includes a contract provision that eliminates a large claim run off liability. A third party administrator is employed by the plan to administer claims. A trustee has been engaged to receive employer and employee contributions and to disburse payments to the providers of the plan. Costs relating to the plan are recorded as expenditures in the internal service fund. In prior years these costs were recorded in the General Fund. Liabilities are reported when it is probable that a loss has occurred and the amount of the loss can be reasonably estimated.

The plan is funded to discharge liabilities as they become due. Claims incurred and reported, but not paid at September 30, 2022 were $1,254,815. Claims incurred but not reported (IBNR) at September 30, 2022, are estimated to be $6,650,801. Estimates are not based on actuarial calculations, but rather on historical trends. Both amounts have been recorded as expenditures in the Self Insurance Medical Fund, an internal service fund, and a liability has been established.

Changes in the health claims liability for the two fiscal years ended September 30, 2022 and September 30, 2021 are as follows:

	2022	2021
Unpaid claims, beginning of year	$ 9,906,736	$ 8,966,454
Incurred claims (includes IBNR)	36,127,232	37,197,586
Claim payments	(36,314,765)	(36,257,304)
Unpaid claims, end of year	$ 9,719,203	$ 9,906,736

During the year ended September 30, 2022, the plan received contributions in the amounts of $38,629,286 and $2,656,493 from the employer and employees, respectively. The contributions made by employees included contributions by qualified retirees and certain former employees covered by the provisions of the Consolidated Omnibus Budget Reconciliation Act of 1986 (COBRA). In addition to the claim payments made, the plan also expended $986,821 in administrative costs, and $4,484,382 for reinsurance and insurance premiums.

B) WORKERS' COMPENSATION AND EMPLOYER'S LIABILITY:

As of January 1, 2003, the County established a partially self-funded program to cover claims by employees arising from job related injuries. The program offers coverage at the statutorily required limits required by the State of Texas. A third-party administrator has been engaged by the County to adjudicate claims, provide nurse case management, pre-certification and bill review. Excess loss insurance was purchased to limit the claims loss to the County to no more than $600,000 per individual claim in 2021.

Costs associated with this program are recorded as expenditures in the Self Insurance Workers' Compensation Fund, which is an Internal Service Fund. Prior to fiscal year 2011, these costs were recorded in the General Fund. Liabilities are recorded when it is probable that a loss has occurred and when an amount can be reasonably estimated. During the year ended September 30, 2022, the County expended $340,427 for excess loss insurance premiums.

Changes in the Workers' Compensation liability for the two fiscal years ended September 30, 2022 and September 30, 2021 are detailed below:

	2022	2021
Unpaid claims, beginning of year	$ 2,029,591	$ 701,773
Incurred claims (includes IBNR)	1,899,350	2,127,636
Claim payments	(1,863,688)	(799,818)
Unpaid claims, end of year	$ 2,065,253	$ 2,029,591

C) PROPERTY, CASUALTY AND BOILER COVERAGE:

The County purchased reinsurance coverage for certain property including vehicle, equipment and contents coverage for the fiscal year. Self-Insured Retentions are maintained at the following levels:

- Buildings and Contents $500,000
- Boats and Vehicles with less than 6 wheels $ 10,000
- Vehicles Heavy Equipment above 6 wheels $ 25,000
- Boilers and HVAC systems $ 1,500
- Pollution (Storage Tank) Liability $ 10,000

Total insured values exceed $350,000,000 for the first three coverages listed above and an additional $100,000,000 for boilers and HVAC systems.

The County paid $1,723,087 in premiums in fiscal year 2022, and recorded the expenditure in the Accident Liability Fund. Settled claims have not exceeded commercial coverage in any of the past three fiscal years.

During the fiscal year 2022, the County engaged in a third party to administer the Property and Casualty claims. Changes in the Property and Casualty liability for the fiscal ended September 30, 2022 is detailed below:

	2022	2021
Unpaid claims, beginning of year	$ 508,343	$ 420,706
Current year claims and changes in estimates (includes IBNR)	2,940,609	1,546,799
Claim payments	(2,767,735)	(1,459,162)
Unpaid claims, end of year	$ 681,217	$ 508,343

D) GENERAL AND OTHER LIABILITY COVERAGES:

The County purchased reinsurance coverage for General Liability, Auto Liability, Public Officials' Liability, Law Enforcement Liability, Marine Liability, Crime Coverage, Employee Benefits Liability, Flood Damage (on specific properties) and Airport Operators' Liability. Self-Insured Retentions are maintained at the $500,000 level per occurrence by the type of coverage with the exception of the Airport Operators' Liability, which has no deductible. The Public Officials' Liability and Employee Benefits Liability are written on a "claims-made basis". The County and District Clerks have a $25,000 deductible on the Public Officials Liability. Coverage limits are set at $1,000,000 per claim by type of coverage. The Airport Operators' Liability is set to $10,000,000. The Pollution Liability (Storage Tank) limit is $1,000,000 each incident/$1,000,000 aggregate limit.

Effective December 1, 2003, the County began participating in an individual public entity risk pool, for the coverages listed in subsections B, C, and D above, to transfer certain risks associated with property, casualty, liability and workers' compensation. In addition to those coverages, the County purchased an additional aggregate reinsurance policy. The aggregate coverage loss fund is written on a claims-made basis and is capped at $1,800,000 for the fiscal year. Note 16 describes the County's obligation under liability claims for 2022.

NOTE 12 DEFINED BENEFIT PENSION PLAN:

Plan Description

The County participates in a nontraditional defined benefit pension plan, Texas County and District Retirement System ("TCDRS"), provides pensions for all of its full-time employees. The TCDRS Board of Trustees is responsible for the administration of the statewide agent multiple-employer public employee retirement system consisting of over nontraditional defined benefit pension plans. TCDRS in the aggregate issues an Annual Comprehensive Financial Report (ACFR) on a calendar year basis. The ACFR is available upon written request from the TCDRS Board of Trustees at P.O. Box 2034 Austin, TX, 78768-2034.

All full and part-time non-temporary employees participate in the plan, regardless of the number of hours they work in a year. Employees in a temporary position are not eligible for membership.

Benefits Provided

TCDRS provides retirement, disability and survivor benefits for all of eligible employees. Benefit terms are established by the TCDRS Act. The benefit terms may be amended as of January 1, each year, but must remain in conformity with the Act.

Members can retire at age 60 and above with 8 or more years of service, with 30 years of service regardless of age, or when the sum of their age and years of service equals 75 or more. Members are vested after eight years of service but must leave their accumulated contributions in the plan to receive any employer-financed benefit. Members who withdraw their personal contributions in a lump sum are not entitled to any amounts contributed by their employer.

Benefit amounts are determined by the sum of the employee's contributions to the plan, with interest, and employer-financed monetary credits. The level of these monetary credits is adopted by the governing body of the employer within the actuarial constraints imposed by the TCDRS Act so that the resulting benefits can be expected to be adequately financed by the employer's commitment to contribute. At retirement, death or disability, the benefit is calculated by converting the sum of the employee's accumulated contributions and the employer-financed monetary credits to a monthly annuity using annuity purchase rates prescribed by the TCDRS Act.

Employees covered by benefit terms

At the December 31, 2021 valuation and measurement date, the following employees were covered by the benefit terms:

Inactive employees or beneficiaries currently receiving benefits	1,110
Inactive employees entitled to but not yet receiving benefits	1,954
Active employees	2,572
Total	5,636

Contributions

The contribution rates for employees in TCDRS are either 4%, 5%, 6%, or 7% of employee gross earnings, as adopted by the employer's governing body. Participating employers are required to contribute at actuarially determined rates to ensure adequate funding for each employer's plan. Under the state law governing TCDRS, the contribution rate for each entity is determined annually by the actuary and approved by the TCDRS Board of Trustees. The replacement life entry age actuarial cost method is used in determining the contribution rate. The actuarially determined rate is the estimated amount necessary to fund benefits in an orderly manner for each participate over his or her career so that sufficient funds are accumulated by the time benefit payments begin, with an additional amount to finance any unfunded accrued liability.

Employees for the County were required to contribute 6% of their annual gross earnings during the fiscal year. The contribution rate for the County was 12.27% in calendar year 2021 and 12.54% in calendar year 2022. The County's contributions to TCDRS for the year ended September 30, 2022, were $30,025,320, and $10,000,000 more than the required contribution.

Net Pension Liability/(Asset)

The County's Net Pension Asset (NPA) was measured as of December 31, 2021, and the Total Pension Liability (TPL) used to calculate the Net Pension Asset was determined by an actuarial valuation as of that date.

Actuarial Assumptions

The Total Pension Liability in the December 31, 2021 actuarial valuation was determined using the following actuarial assumptions, applied to all periods included in the measurement:

Inflation	2.50% per year
Overall payroll growth	3.00% per year
Investment rate of return	7.50% (Gross of administrative expenses)

There are no automatic cost of living adjustments (COLA's) and no COLA's are considered to be substantively automatic. Therefore, no assumption for future cost-of-living adjustments is included in the funding valuation. Each year, the county may elect an ad-hoc COLA for retirees.

Mortality rates for active members, retirees, and beneficiaries were based on the following:

Depositing members	135% of Pub-2010 General Employees Amount-Weighted Mortality Table for males and 120% Pub-2010 General Employees Amount-Weighted Mortality Table for females, both projected with 100% of the MP-2021 Ultimate scale after 2010.
Service retirees, beneficiaries and non-depositing members	135% of Pub-2010 General Retirees Amount-Weighted Mortality Table for males and 120% Pub-2010 General Retirees Amount-Weighted Mortality Table for females, both projected with 100% of the MP-2021 Ultimate scale after 2010.
Disabled retirees	160% of Pub-2010 General Disabled Retirees Amount-Weighted Mortality Table for males and 125% Pub-2010 General Disabled Retirees Amount-Weighted Mortality Table for females, both projected with 100% of the MP-2021 Ultimate scale after 2010.

All actuarial assumptions that determined the total pension liability as of December 31, 2021, were based on the results of an actuarial experience study for the period January 1, 2013 through December 31, 2016, except where required to be different by GASB 68.

The long-term expected rate of return on pension plan investments is 7.5%. The pension plan's policy in regard to the allocation of invested assets is established and may be amended by the TCDRS Board of Trustees. The application of the investment return assumption was changed for purposes of determining plan liabilities at the March 2022 meeting. All plan liabilities are now valued using an 7.6% discount rate.

The long-term expected rate of return on TCDRS assets is determined by adding expected inflation to expected long-term real returns, and reflecting expected volatility and correlation. The capital market assumptions and information below are based on January 2022 information for a 10-year time horizon. The valuation assumption for long-term expected return is re-assessed at a minimum of every four years and is set based on a long-term time horizon; the most recent analysis was performed in 2022. The target allocation and best estimates of geometric real rates return for each major asset class are summarized in the following table:

Asset Class	Benchmark	Target Allocation [1]	Geometric Real Rate of Return (Expected minus Inflation) [2]
US Equities	Dow Jones U.S. Total Stock Market Index	11.50%	3.80%
Global Equities	MSCI World (net) Index	2.50%	4.10%
International Equities - Developed	MSCI World Ex USA (net) Index	5.00%	3.80%
International Equities - Emerging	MSCI EM Standard (net) Index	6.00%	4.30%
Investment-Grade Bonds	Bloomberg Barclays U.S. Aggregate Bond Index	3.00%	-0.85%
Strategic Credit	FTSE High-Yield Cash-Pay Capped Index	9.00%	1.77%
Direct Lending	S&P/LSTA Leveraged Loan Index	16.00%	6.25%
Distressed Debt	Cambridge Associates Distressed Securities Index [3]	4.00%	4.50%
REIT Equities	67% FTSE NAREIT All Equity REITs Index + 33% S&P Global REIT (net) Index	2.00%	3.10%
Master Limited Partnerships (MLPs)	Alerian MLP Index	2.00%	3.85%
Private Real Estate Partnerships	Cambridge Associates Real Estate Index [4]	6.00%	5.10%
Private Equity	Cambridge Associates Global Private Equity & Venture Capital Index [5]	25.00%	6.80%
Hedge Funds	Hedge Fund Research, Inc. (HFRI) Fund of Funds Composite Index	6.00%	1.55%
Cash Equivalents	90-Day U.S. Treasury	2.00%	-1.05%

[1] Target asset allocation adopted at the March 2022 TCDRS Board meeting.
[2] Geometric real rates of return equal the expected return minus the assumed inflation rate of 2.6%, per Cliffwater's 2022 capital market assumptions.
[3] Includes vintage years 2005-present of Quarter Pooled Horizon IRRs.
[4] Includes vintage years 2007-present of Quarter Pooled Horizon IRRs.
[5] Includes vintage years 2006-present of Quarter Pooled Horizon IRRs.

Discount Rate

The discount rate used to measure the total pension liability was 7.60%. The discount rate was determined using an alternative method to determine the sufficiency of the fiduciary net position in all future years. The alternative method reflects the funding requirements under the funding policy and the legal requirements under the TCDRS Act. TCDRS has a funding policy where the Unfunded Actuarial Accrued Liability (UAAL) shall be amortized as a level percent of pay over 20-year closed layered periods. The employee is legally required to make the contribution specified in the funding policy. The employer's assets are projected to exceed its accrued liabilities in 20 years or less. When this point is reached, the employer is still required to contribute at least the normal cost. Any increased cost due to the adoption of a COLA is required to be funded over a period of 15 years, if applicable. Based on the above assumptions, the projected fiduciary net position is determined to be sufficient compared to projected benefit payments. Based on the expected level of cash flows and investment returns to the system, the fiduciary net position as a percentage of total pension liability is projected to increase from its current level in future years.

Since the projected fiduciary net position is projected to be sufficient to pay projected benefit payments in all future years, the discount rate for purposes of calculating the net pension liability/(asset) and net pension liability/(asset) of the employer is equal to the long-term assumed rate of return on investments. This long-term assumed rate of return should be net of investment expenses, but gross of administrative expenses for GASB 68 purposes. Therefore, a discount rate of 7.60% has been used. This rate reflects the long-term assumed rate of return on assets for funding purposes of 7.50%, net of all expenses, increased by 0.10% to be gross of administrative expenses.

Changes in the Net Pension Liability

	Increase (Decrease)		
	Total Pension Liability (a)	Plan Fiduciary Net Position (b)	Net Pension Liability/(Asset) (a) - (b)
Balance at 12/31/2020	$ 650,842,613	$ 601,793,931	$ 49,048,682
Changes for the year:			
Service cost	22,347,342	-	22,347,342
Interest on total pension liability [1]	50,173,377	-	50,173,377
Effect of plan changes [2]	2,050,731		
Effect of economic/demographic gains or losses	(795,845)	-	(795,845)
Effect of assumptions changes or inputs	1,264,502	-	1,264,502
Refund of contributions	(1,121,871)	(1,121,871)	-
Benefit payments	(25,391,477)	(25,391,477)	-
Administrative expenses	-	(404,051)	404,051
Member contributions	-	9,194,769	(9,194,769)
Net investment income	-	133,502,009	(133,502,009)
Employer contributions	-	28,780,197	(28,780,197)
Other [3]	-	491,017	(491,017)
Balance at 12/31/2021	$ 699,369,372	$ 746,844,524	$(47,475,152)

[1] Reflects the change in the liability due to the time value of money. TCDRS does not charge fees or interest.

[2] Reflects plan changes adopted effective in 2022.

[3] Relates to allocation of system-wide items.

In the governmental activities, the net pension asset is typically liquidated by the General Fund.

Sensitivity Analysis

The following presents the net pension liability/(asset) of the County, calculated using the discount rate of 7.60%, as well as what the County's net pension liability/(asset) would be if it were calculated using a discount rate that is 1-percentage-point lower (6.60%) or 1-percentage-higher (8.60%) than the current rate:

	1% Decrease 6.60%	Current Discount Rate 7.60%	1% Increase 8.60%
Total pension liability	$ 802,888,265	$ 699,369,372	$ 613,748,454
Fiduciary net position	746,844,524	746,844,524	746,844,524
Net pension liability/(asset)	$ 56,043,741	$(47,475,152)	$(133,096,070)

Pension Plan Fiduciary Net Position

Detailed information about the pension plan's Fiduciary Net Position is available in a separately-issued TCDRS financial report. The report may be obtained on the Internet at *www.tcdrs.org*.

Pension Expense and Deferred Outflows of Resources and Deferred Inflows of Resources Related to Pensions

For the year ended September 30, 2022, the County recognized pension expense of $5,155,234.

At September 30, 2022, the County reported deferred outflows of resources and deferred inflows of resources related to pensions from the following sources:

	Deferred Outflows of Resources	Deferred Inflows of Resources
Differences between expected and actual experience	$ 2,568,655	$ 636,676
Changes of assumptions	25,439,200	-
Net difference between projected and actual earnings	-	83,080,061
Contributions made subsequent to measurement date	14,768,858	-
Total	$ 42,776,713	$ 83,716,737

The $14,768,858 reported as deferred outflows of resources related to pensions from County contribution subsequent to the measurement date, but before September 30, 2022, will be recognized as a reduction of net pension liability in the fiscal year ended September 30, 2023. Other amounts reported as deferred outflows of resources related to pensions will be recognized in pension expense as follows:

Year Ended September 30,	
2023	$(8,720,587)
2024	(18,579,066)
2025	(11,035,983)
2026	(17,373,246)

NOTE 13 OTHER POST-EMPLOYMENT BENEFITS (OPEB):

Plan Description

Effective January 1, 2000, Commissioners' Court adopted a plan to pay for health benefit coverage for qualified retirees under a single employer defined benefit plan. To qualify for inclusion in the coverage, an individual must currently attain either 15 continuous years of fulltime employment (for employees hired prior to October 1, 2009) or 25 continuous years of fulltime employment (for employees hired after October 1, 2009) with the County and be eligible for a retirement annuity from the Texas County and District Retirement System. The employee can elect to waive health benefit coverage. The County is under no obligation to provide this benefit, and the decision to do so is made by the Commissioners' Court on a year-to-year basis. Additionally, the County offers an employee-funded health benefit to those who do not meet the above criteria. The County is obligated to provide this benefit subject to requirements of Chapter 175 of the Texas Local Government Code. Contribution levels are determined by Commissioner's Court on a year-to-year basis. The benefit level is the same as that for a full-time regular employee, as further disclosed in Note 13-A. The plan includes coverage for both active and retired members, and assets are commingled for the payment of such benefits. Therefore, the plan does not qualify as an OPEB Trust in accordance with paragraph 4 of GASB Statement No. 75.

Employees Covered by Benefit Terms

The number of employees currently covered by the benefit terms is as follows:

Inactive employees or beneficiaries currently receiving benefits	484
Active employees	2,256
Total	2,740

Actuarial Assumptions

The County's total OPEB liability of $224,199,623 was measured as of September 30, 2022 and was determined by an actuarial valuation as of that date. The total OPEB liability in the September 30, 2022 actuarial valuation was determined using the following actuarial assumptions and other inputs, applied to all periods included in the measurement, unless otherwise specified:

Inflation Rate	2.50%
Salary Increases, including inflation	3.25%
Discount rate	4.40%

Mortality rates for active employees were based on the PubG.H-2010 Employee, Generational with MP-2021 for males or females, as appropriate.

Mortality rates for retirees were based on the PubG.H-2010 Healthy Annuitant Generational with MP-2021 for males or females, as appropriate.

Changes in the Total OPEB Liability

	Total OPEB Liability
Balance at 9/30/2021	$ 311,015,175
Changes for the year:	
Service cost	14,885,377
Interest on the total liability	7,063,619
Difference between expected and actual experience	15,801,829
Changes in assumptions and other inputs	(118,699,960)
Benefit payments	(5,866,417)
Net changes	(86,815,552)
Balance at 9/30/2022	$ 224,199,623

Discount Rate Sensitivity Analysis

The following presents the total OPEB liability of the County, calculated using the discount rate of 4.40%, as well as what the County's total OPEB liability would be if it were calculated using a discount rate that is 1-percentage-point lower (3.40%) or 1-percentage-point higher (5.40%) than the current rate:

	1% Decrease in Discount Rate (3.40%)	Discount Rate (4.40%)	1% Increase in Discount Rate (5.40%)
County's total OPEB liability	$ 269,394,675	$ 224,199,623	$ 188,967,056

Healthcare Cost Trend Rate Sensitivity Analysis

The following presents the impact of the total OPEB liability if the Healthcare Cost Trend Rate used was 1% less than and 1% greater than what was used in measuring the total OPEB liability.

	1% Decrease	Current Healthcare Cost Trend Rate Assumption	1% Increase
County's total OPEB liability	$ 185,450,439	$ 224,199,623	$ 275,661,379

OPEB Expense, Deferred Inflows of Resources, and Deferred Outflows of Resources Related to OPEB

For the year ended September 30, 2022, the County recognized OPEB expense of $15,363,262. At September 30, 2022, the County reported deferred outflows of resources related to OPEB from the following sources:

	Deferred Outflows of Resources	Deferred Inflows of Resources
Differences between expected and actual economic experience	$ 31,433,841	$ 7,085,600
Changes in actuarial assumptions	45,014,992	98,916,633
Total	$ 76,448,833	$ 106,002,233

Amounts reported as deferred outflows of resources and deferred inflows of resources related to OPEB will be recognized in OPEB expense as follows:

For the Year Ended September 30,	
2023	$(6,585,733)
2024	(6,585,733)
2025	(6,585,733)
2026	(6,614,697)
2027	(10,165,598)
Thereafter	6,984,094

NOTE 14 CONTINGENT LIABILITIES:

A) GENERAL LIABILITIES:

For fiscal year 2022 the County participated in a public entity risk pool, to which certain losses arising from liability claims were transferred. All are recorded in the Accident and Liability Fund, as part of the Internal Service Funds. Premiums for this coverage is as follows:

- BRIT Property $933,308
- AFM (Excess Property) $417,930
- Flood Damage $12,795
- Workers' Compensation $215,627
- Additional Coverages $123,612

In addition, the County expended $2,508,182 for damages in connection with 351 claims, for which the deductible had not been satisfied.

B) GRANTS:

The County receives various grant monies that are subject to audit and adjustment by the grantor agencies. Any disallowed expenditure will become a liability of the County. The amount, if any, of expenditures that may be disallowed by the grantor cannot be determined at this time, although the County expects such amounts, if any, to be immaterial.

C) LITIGATION:

The County is a defendant in a number of lawsuits with claims for damages in excess of $1,000,000. These claims result primarily from assertions by former employees that they were wrongfully discharged, allegations by jail inmates that their rights were violated while incarcerated in the County jail, and claims by individuals arising from property damages. These claims are accrued for in the Accident Liability Fund. The County intends to vigorously contest all the cases, and legal counsel is of the opinion that the County will prevail in all cases which may have a material effect on the financial position of the County. For additional information on the County's coverage amounts see Note 11-D.

NOTE 15 TAX ABATEMENTS:

The County enters into property tax abatement agreements with local businesses under the Texas Tax Code, Title 3. Subtitle B, Chapter 312. Texas Property Re-development and Tax Abatement Act (the Act). Under the Act, Counties may grant property tax abatements in accordance with guidelines set forth by the Commissioners' Court. The County may grant property tax abatements for economic projects under the program that are reasonably expected to increase taxable ad valorem tax value of at least $1,000,000 and that must be expected to prevent the loss of jobs or retain, increase, or create jobs in the County. Abatements are obtained by application by the property owner to either the County Judge or the Tax Assessor-Collector.

A facility may be eligible if it is an aviation facility, manufacturing facility, regional distribution center, research facility, office building or any other real property not excluded under Section III (c). Abatement may only be granted for the additional value of eligible property improvements made subsequent to and specified in an Abatement Agreement between the County and the property owner and lessee (if required), subject to such limitations as Commissioners' Court may require. New facilities and improvements to existing facilities may be eligible for purposes of modernization or expansion if they are in excess of 1,000,000. Additionally, they must create or retain permanent jobs in order to be eligible for consideration. Abatement may be extended to the value of buildings, structures, site improvements plus that office space, and related fixed personal property improvements necessary to the operation and administration of the facility. Abatement may also be extended to the taxable value of aircraft, but only in conjunction with other eligible property and/or improvements that creates new value in addition to that of the aircraft.

Abatements are granted effective with the January 1 valuation date immediately following the date of execution of the agreement.

For the fiscal year ended September 30, 2022, the County abated property taxes totaling $1,345,352 under this program which includes fifteen (15) entities.

NOTE 16 LOCAL GRANTS:

During the fiscal year ended September 30, 2022, the County received $475,515 in grants from local agencies and organizations.

LOCAL FUNDING	Award Number	Expenditures
American Kennel Club		
Adopt A K9 Grant	N/A	$10,000
AKC K9	N/A	10,000
Total American Kennel Club		20,000
Montgomery County Emergency Communication District		
PSAP Improvement Program		
MCSO Comm Video Wall Upgrade	22PSAP	27,790
Total MCED PSAP		27,790
The NRA Foundation		
FY22 Training Grant - Constable 1	21TXE017	4,259
FY22 Training Grant - Sheriff's Office	21TXE016	3,596
Total NRA Foundation		7,855
PETCO Foundation		
2020-2021 PETCO Foundation Lifesaving Investment	N/A	101,216
Total PETCO Foundation		101,216
Tri-County Health Alliance		
EMT Training & Equipment		
Swift Water Rescue Training & Equipment	N/A	3,353
Total Tri-County Health Alliance		3,353
Total Local Grant Funding		$ 160,214

NOTE 17 NEW ACCOUNTING PRONOUNCEMENTS:

The Governmental Accounting Standards Board (GASB) has recently issued several new statements. A listing follows of those that apply to the County. These statements will be implemented in subsequent years, as required by the GASB.

GASB Statement No. 91, *Conduit Debt Obligations,* will improve financial reporting by eliminating the existing option for issuers to report conduit debt obligations as their own liabilities, thereby ending significant diversity in practice. The requirements of this statement will be effective for the County for the fiscal year ending September 30, 2023.

GASB Statement No. 92, *Omnibus 2020,* will improve financial reporting by improving the consistency of authoritative literature by addressing practice issues that have been identified during implementation and application of certain GASB Statements. The requirements of this statement will be effective for the County for the fiscal year ending September 30, 2022.

GASB Statement No. 95, *Postponement of the Effective Dates of Certain Authoritative Guidance,* will provide governments with sufficient time to apply the authoritative guidance addressed in the statement and will help to safeguard the reliability of their financial statements. The requirements of this statement will be effective for the County immediately.

GASB Statement No. 96, *Subscription-Based Information Technology Arrangements,* will improve financial reporting by establishing a definition for SBITAs and providing uniform guidance for accounting and financial reporting for transactions that meet that definition. The requirements of this statement will be effective for the County for the fiscal year ending September 30, 2023.

GASB Statement No. 100, *Accounting Changes and Error Corrections*—an amendment of GASB Statement No. 62 - The primary objective of this Statement is to enhance accounting and financial reporting requirements for accounting changes and error corrections to provide more understandable, reliable, relevant, consistent, and comparable information for making decisions or assessing accountability. This Statement will become effective for reporting periods beginning after June 15, 2023, and the impact has not yet been determined.

GASB Statement No. 101, *Compensated Absences* - The objective of this Statement is to better meet the information needs of financial statement users by updating the recognition and measurement guidance for compensated absences. That objective is achieved by aligning the recognition and measurement guidance under a unified model and by amending certain previously required disclosures. This Statement will become effective for reporting periods beginning after December 15, 2023, and the impact has not yet been determined.

REQUIRED
SUPPLEMENTARY INFORMATION

MONTGOMERY COUNTY, TEXAS

SCHEDULE OF REVENUES, EXPENDITURES, AND CHANGES IN FUND BALANCES
BUDGET (GAAP BASIS) AND ACTUAL
GENERAL FUND

FOR THE YEAR ENDED SEPTEMBER 30, 2022

	General Fund			
	Original Budget	Final Budget	Actual	Variance with Final Budget
REVENUES				
Taxes	$ 204,206,081	$ 204,206,081	$ 205,873,305	$ 1,667,224
Fees	18,023,868	18,731,624	19,707,962	976,338
Intergovernmental	950,000	1,546,742	1,434,194	(112,548)
Licenses and permits	2,195,000	2,251,093	2,350,327	99,234
Contract reimbursements	24,578,483	29,255,523	28,296,935	(958,588)
Investment earnings	810,580	810,580	(1,669,849)	(2,480,429)
Fines and forfeitures	700,000	716,121	464,331	(251,790)
Commissions	6,500	311,573	241,489	(70,084)
Miscellaneous	330,000	500,283	1,116,284	616,001
Total revenues	251,800,512	258,329,620	257,814,978	(514,642)
EXPENDITURES				
Current:				
General government	41,364,193	61,304,315	60,401,877	902,438
Financial administration	15,098,645	15,044,286	14,665,183	379,103
Health and human services	11,457,363	12,750,196	12,573,993	176,203
Culture and recreation	12,258,381	10,909,646	10,888,839	20,807
Law enforcement and corrections	142,814,762	151,842,642	150,060,989	1,781,653
Legal and judicial	31,873,270	32,243,194	30,407,572	1,835,622
Transportation	1,055,163	1,096,333	1,055,476	40,857
Debt service:				
Principal retirement	2,793,589	2,793,589	2,793,589	-
Interest and fiscal charges	217,559	217,559	217,559	-
Total expenditures	258,932,925	288,201,760	283,065,077	5,136,683
EXCESS (DEFICIENCY) REVENUES OVER EXPENDITURES	(7,132,413)	(29,872,140)	(25,250,099)	4,622,041
OTHER FINANCING SOURCES/(USES)				
Sale of capital assets	200,000	417,341	396,828	(20,513)
Issuance of lease	-	8,131,117	8,131,117	-
Transfers in	6,000,315	8,129,339	2,129,022	(6,000,317)
Transfers out	-	(1,293,702)	(2,413,282)	(1,119,580)
Total other financing sources/(uses)	6,200,315	15,384,095	8,243,685	(7,140,410)
NET CHANGE IN FUND BALANCES	(932,098)	(14,488,045)	(17,006,414)	(2,518,369)
FUND BALANCES, BEGINNING	154,295,185	154,295,185	154,295,185	-
FUND BALANCES, ENDING	$ 153,363,087	$ 139,807,140	$ 137,288,771	$ (2,518,369)

MONTGOMERY COUNTY, TEXAS

SCHEDULE OF REVENUES, EXPENDITURES, AND CHANGES IN FUND BALANCES
BUDGET (GAAP BASIS) AND ACTUAL
ROAD AND BRIDGE FUND

FOR THE YEAR ENDED SEPTEMBER 30, 2022

	Road and Bridge Fund			
	Original Budget	Final Budget	Actual	Variance with Final Budget
REVENUES				
Taxes	$ 31,917,531	$ 31,917,531	$ 31,624,327	$ (293,204)
Fees and charges for services	1,375,000	1,968,595	1,845,316	(123,279)
Intergovernmental	135,000	135,000	390,392	255,392
Licenses and permits	5,800,100	6,800,100	8,050,055	1,249,955
Contract reimbursements	-	8,871,142	8,966,955	95,813
Investment earnings	83,000	83,000	202,022	119,022
Fines and forfeitures	1,500,000	1,500,000	1,210,270	(289,730)
Miscellaneous	-	605,842	608,681	2,839
Total revenues	40,810,631	51,881,210	52,898,018	1,016,808
EXPENDITURES				
Current:				
Health and human services	1,519,352	1,893,986	1,654,081	239,905
Culture and recreation	3,584,919	3,976,507	3,609,998	366,509
Law enforcement and corrections	610,913	610,913	-	610,913
Transportation	34,669,902	48,101,405	40,893,142	7,208,263
Total expenditures	40,385,086	54,582,811	46,157,221	8,425,590
EXCESS (DEFICIENCY) REVENUES OVER EXPENDITURES	425,545	(2,701,601)	6,740,797	9,442,398
OTHER FINANCING SOURCES/(USES)				
Sale of capital assets	-	99,358	101,439	2,081
Insurance settlement	-	2,231,598	2,232,729	1,131
Transfers in	(574,998)	1,476,605	837,332	(639,273)
Transfers out	-	(2,225,795)	(4,225,794)	(1,999,999)
Total other financing sources/(uses)	(574,998)	1,581,766	(1,054,294)	(2,636,060)
NET CHANGE IN FUND BALANCES	(149,453)	(1,119,835)	5,686,503	6,806,338
FUND BALANCES, BEGINNING	18,275,391	18,275,391	18,275,391	-
FUND BALANCES, ENDING	$ 18,125,938	$ 17,155,556	$ 23,961,894	$ 6,806,338

THIS PAGE LEFT BLANK INTENTIONALLY

MONTGOMERY COUNTY, TEXAS

SCHEDULE OF REVENUES, EXPENDITURES, AND CHANGES IN FUND BALANCES
BUDGET (GAAP BASIS) AND ACTUAL
GRANTS FUND

FOR THE YEAR ENDED SEPTEMBER 30, 2022

	Grants Fund			
	Original Budget	Final Budget	Actual	Variance with Final Budget
REVENUES				
Intergovernmental	$ -	$ 72,184,170	$ 60,468,600	$ (11,715,570)
Investment earnings	-	-	10,269	10,269
Commissions	-	134,317	95,513	(38,804)
Miscellaneous	-	395,736	198,578	(197,158)
Total revenues	-	72,714,223	60,772,960	(11,941,263)
EXPENDITURES:				
Current:				
General government	-	330,360	255,030	75,330
Health and human services	-	43,925,379	42,005,990	1,919,389
Culture and recreation	-	-	31,839	(31,839)
Law enforcement and corrections	-	7,180,275	9,152,850	(1,972,575)
Legal and judicial	-	662,176	233,157	429,019
Transportation	-	21,150,000	8,319,958	12,830,042
Debt service:				
Principal retirement	-	25,482	25,482	-
Interest and fiscal charges	-	4,384	4,384	-
Total expenditures	-	73,278,056	60,028,690	13,249,366
EXCESS (DEFICIENCY) REVENUES OVER EXPENDITURES	-	(563,833)	744,270	1,308,103
OTHER FINANCING SOURCES/(USES)				
Transfers in	-	366,879	359,342	(7,537)
Transfers out	-	(50,000)	(1,275,132)	(1,225,132)
Total other financing sources/(uses)	-	316,879	(915,790)	(1,232,669)
NET CHANGE IN FUND BALANCES	-	(246,954)	(171,520)	75,434
FUND BALANCES, BEGINNING	5,339,330	5,339,330	5,339,330	-
FUND BALANCES, ENDING	$ 5,339,330	$ 5,092,376	$ 5,167,810	$ 75,434

MONTGOMERY COUNTY, TEXAS

SCHEDULE OF CHANGES IN NET PENSION LIABILITY
AND RELATED RATIOS
TEXAS COUNTY AND DISTRICT RETIREMENT SYSTEM

FOR THE YEAR ENDED SEPTEMBER 30, 2022

Measurement Date December 31,	**2014**	**2015**	**2016**
Total Pension Liability			
Service Cost	$ 13,961,075	$ 14,877,252	$ 16,207,504
Interest total pension liability	29,231,819	31,734,340	34,011,062
Effect of plan changes	-	(3,634,696)	419,483
Effect of assumption changes or inputs	-	4,204,219	-
Effect of economic/demographic (gains) or losses	1,603,366	(3,796,129)	40,860
Refund of contributions	-	-	-
Benefit payments/refunds of contributions	(13,944,641)	(15,341,208)	(16,391,080)
Net change in total pension liability	30,851,619	28,043,778	34,287,829
Total pension liability - beginning	360,878,598	391,730,217	419,773,995
Total pension liability - ending (a)	$ 391,730,217	$ 419,773,995	$ 454,061,824
Plan Fiduciary Net Position			
Employer contributions	$ 12,941,853	$ 18,689,688	$ 15,909,431
Member contributions	6,328,534	6,694,227	7,100,748
Investment income net of investment expenses	22,791,347	(5,580,229)	27,516,524
Refund of contributions	-	-	-
Benefit payments refunds of contributions	(13,944,641)	(15,341,208)	(16,391,080)
Administrative expenses	(272,575)	(266,281)	(299,286)
Other	200,508	(135,551)	344,834
Net change in plan fiduciary net position	28,045,026	4,060,646	34,181,171
Plan fiduciary net position - beginning	339,456,166	367,501,192	371,561,838
Plan fiduciary net position - ending (b)	$ 367,501,192	$ 371,561,838	$ 405,743,009
Net pension liability (asset) - ending (a) - (b)	$ 24,229,025	$ 48,212,157	$ 48,318,815
Fiduciary net position as a percentage of total pension liability	93.81%	88.51%	89.36%
Pensionable covered payroll	$ 105,475,573	$ 111,570,445	$ 118,329,101
Net pension liability as a percentage of covered payroll	22.97%	43.21%	40.83%

Note: This schedule is required to have 10 years of information, but the information prior to 2014 is not available.

2017	2018	2019	2020	2021
$ 16,423,336	$ 16,637,887	$ 17,129,790	$ 18,556,721	$ 22,347,342
37,357,960	40,324,746	43,262,383	46,421,622	50,173,377
-	-	-	-	2,050,731
1,244,964	529,728	-	40,366,840	1,264,502
1,078,188	-	772,539	3,289,996	(795,845)
-	-	-	-	(1,121,871)
(18,919,903)	(20,494,775)	(22,988,060)	(24,213,173)	(25,391,477)
37,184,545	36,997,586	38,176,652	84,422,006	48,526,759
454,061,824	491,246,369	528,243,955	566,420,607	650,842,613
$ 491,246,369	$ 528,243,955	$ 566,420,607	$ 650,842,613	$ 699,369,372
$ 15,579,849	$ 16,149,204	$ 17,288,148	$ 18,732,452	$ 28,780,197
7,638,026	7,896,955	8,453,724	9,160,154	9,194,769
59,293,448	(8,699,150)	76,147,612	56,036,387	133,502,009
-	-	-	-	(1,121,871)
(18,919,903)	(20,494,775)	(22,988,060)	(24,213,173)	(25,391,477)
(311,951)	(372,454)	(413,292)	(440,343)	(404,051)
54,609	152,956	156,618	163,881	491,017
63,334,078	(5,367,264)	78,644,750	59,439,358	145,050,593
405,743,009	469,077,087	463,709,823	542,354,573	601,793,931
$ 469,077,087	$ 463,709,823	$ 542,354,573	$ 601,793,931	$ 746,844,524
$ 22,169,282	$ 64,534,132	$ 24,066,034	$ 49,048,682	$(47,475,152)
95.49%	87.78%	95.75%	92.46%	106.79%
$ 126,975,182	$ 131,615,924	$ 140,895,394	$ 152,669,237	$ 153,055,354
17.46%	49.03%	17.08%	32.13%	-31.02%

MONTGOMERY COUNTY, TEXAS

SCHEDULE OF EMPLOYER CONTRIBUTIONS
TEXAS COUNTY AND DISTRICT RETIREMENT SYSTEM

FOR THE YEAR ENDED SEPTEMBER 30, 2022

Fiscal Year Ended September 30	Actuarially Determined Contribution	Actual Employer Contribution	Contribution Deficiency (Excess)	Pensionable Covered Payroll [1]	Actual Contribution as a % of Covered Payroll
2015	$ 11,834,359	$ 12,941,853	$(1,107,494)	$ 105,475,573	12.27%
2016	12,194,650	18,689,688	(6,495,038)	111,570,445	16.75%
2017	12,105,067	15,909,431	(3,804,364)	126,429,336	12.58%
2018	13,751,412	15,579,849	(1,828,437)	129,014,477	12.08%
2019	14,517,236	16,149,204	(1,631,968)	136,590,609	11.82%
2020	15,230,792	17,288,148	(2,057,356)	140,895,394	12.27%
2021	17,144,755	18,445,030	(1,300,275)	150,326,244	12.27%
2022	20,025,320	30,025,320	(10,000,000)	160,613,936	18.69%

(1) Payroll is calculated based on contributions as reported to TCDRS.

Note: This schedule is required to have 10 years of information, but the information prior to 2015 is not available.

MONTGOMERY COUNTY, TEXAS

NOTES TO SCHEDULE OF EMPLOYER CONTRIBUTIONS
TEXAS COUNTY AND DISTRICT RETIREMENT SYSTEM

FOR THE YEAR ENDED SEPTEMBER 30, 2022

Valuation Timing	Actuarially determined contribution rates are calculated each December 31, two years prior to the end of the fiscal year in which the contributions are reported.

Methods and assumptions used to determine contributions rates:

Actuarial Cost Method	Entry age
Amortization Method	Level percentage of payroll, closed
Remaining Amortization Period	17.2 years (based on contribution rate calculated in 12/31/2021
Asset Valuation Method	5-year smoothed market
Inflation	2.50%
Salary Increases	Varies by age and service. 4.7% average over career including inflation.
Investment Rate of Return	7.50%, net of administrative and investment expenses, including inflation.
Retirement Age	Members who are eligible for service retirement are assumed to commence receiving benefit payments based on age. The average age at service retirement for recent retirees is 61.
Mortality	135% of the Pub-2010 General Retirees Table for males and 120% of the Pub-2010 General Retirees Table for females, both projected with 100% of the MP-2021 Ultimate scale after 2010.
Changes in Assumptions and Methods Reflected in the Schedule of Employer Contributions	2015: New inflation, mortality and other assumptions were reflected. 2017: New mortality assumptions were reflected. 2019: New inflation, mortality and other assumptions were reflected.
Changes in Plan Provisions Reflected in the Schedule of Employer Contributions	2015: No changes in plan provisions were reflected in the Schedule. 2016: No changes in plan provisions were reflected in the Schedule. 2017: Employer contributions reflect that a 10% CPI COLA was adopted. Also, new Annuity Purchase Rates were reflected for benefits earned after 2017. 2018: No changes in plan provisions were reflected in the Schedule. 2019: No changes in plan provisions were reflected in the Schedule. 2020: No changes in plan provisions were reflected in the Schedule. 2021: No changes in plan provisions were reflected in the Schedule.

MONTGOMERY COUNTY, TEXAS

SCHEDULE OF CHANGES IN TOTAL OPEB LIABILITY - RETIREE HEALTH INSURANCE PLAN AND RELATED RATIOS

FOR THE YEAR ENDED SEPTEMBER 30, 2022

Measurement Date December 31,	**2017**	**2018**	**2019**	**2020**	**2021**
Total OPEB Liability					
Service cost	$ 8,336,459	$ 8,607,394	$ 11,266,295	$ 12,705,325	$ 14,885,377
Interest on total OPEB liability	6,975,183	7,432,143	6,505,155	6,339,905	7,063,619
Changes of benefit terms	-	-	-	(592,655)	-
Changes of assumptions	-	41,745,176	13,179,147	20,475,074	(118,699,960)
Difference between expected and actual experience of the total OPEB liability	231,712	(13,337,971)	(624,924)	24,238,340	15,801,829
Benefit payments	(3,241,471)	(4,524,987)	(4,358,457)	(5,745,608)	(5,866,417)
Net change in total OPEB liability	12,301,883	39,921,755	25,967,216	57,420,381	(86,815,552)
Total OPEB liability - beginning	175,403,940	187,705,823	227,627,578	253,594,794	311,015,175
Total OPEB liability - ending	$ 187,705,823	$ 227,627,578	$ 253,594,794	$ 311,015,175	$ 224,199,623
Covered-employee payroll	$ 116,286,612	$ 125,374,560	$ 125,886,503	$ 133,607,387	$ 151,667,215
Total OPEB liability (asset) as a percentage of covered-employee payroll	161.42%	181.56%	201.45%	232.78%	147.82%

Notes to Schedule:

- No assets are accumulated in a trust for the plan to pay related benefits that meets the criteria in paragraph 4 of GASB Statement No. 75, Accounting and Financial Reporting for Postemployment Benefits Other Than Pensions.

- This schedule is required to have 10 years of information, but the information prior to 2017 is not available.

Changes in Benefit Terms None

Changes of Assumptions

Discount Rates	3.83%	2.75%	2.41%	2.19%	4.40%
Mortality Rates	2018: RPH-2014 Employee and Healthy Annuity, Generational with MP-2018.				
	2019: PubG.H-2010 Employee and Healthy Annuitant, Generational with MP-2019.				
	2020: PubG.H-2010 Employee and Healthy Annuitant, Generational with MP-2020.				
	2021: PubG.H-2010 Employee and Healthy Annuitant, Generational with MP-2021.				
Medical Trend	2018: 6.5% first year, decreasing 0.5% per year to an ultimate rate of 5.0%				
	2019: 6.5% first year, decreasing 0.25% per year to an ultimate rate of 4.5%				
	2020: 6.25% first year, decreasing 0.25% per year to an ultimate rate of 4.5%				
	2021: 6.0% first year, decreasing 0.25% per year to an ultimate rate of 4.5%				

ADDITIONAL
SUPPLEMENTARY INFORMATION

MONTGOMERY COUNTY, TEXAS

SCHEDULE OF ASSETS, LIABILITIES, DEFERRED INFLOWS OF RESOURCES, AND FUND BALANCE
GENERAL FUND

SEPTEMBER 30, 2022

	General Fund
ASSETS	
Cash	$ 154,067,046
Investments	114,392,930
Receivables:	
Taxes (net)	5,634,478
Accounts (net)	17,664,214
Interest	358,065
Due from other governments	24,845,246
Total assets	316,961,979
LIABILITIES	
Accounts payable	13,482,037
Retainage payable	4,113,231
Accrued liabilities	13,582,996
Due to other funds	26,648,632
Due to other governments	3,180
Unearned revenue	106,499,753
Total liabilities	164,329,829
DEFERRED INFLOWS OF RESOURCES	
Unavailable revenue: property taxes	4,946,205
Unavailable revenue: court fines	4,927,568
Leases	5,469,606
Total deferred inflows of resources	15,343,379
FUND BALANCES	
Committed	1,380,130
Assigned	85,000,000
Unassigned	50,908,641
Total fund balances	137,288,771
Total liabilities, deferred inflows of resources and fund balances	$ 316,961,979

MONTGOMERY COUNTY, TEXAS

SCHEDULE OF REVENUES AND OTHER FINANCING SOURCES
BUDGET (GAAP BASIS) AND ACTUAL
GENERAL FUND

FOR THE YEAR ENDED SEPTEMBER 30, 2022

	Original Budget	Final Budget	Actual	Variance with Final Budget
TAXES				
Ad valorem current	$ 193,686,939	$ 193,686,939	191,291,902	$ (2,395,037)
Ad valorem delinquent	1,438,304	1,438,304	2,031,140	592,836
Penalty and interest	1,555,491	1,555,491	1,744,156	188,665
Sales tax	4,625,347	4,625,347	5,894,349	1,269,002
Miscellaneous taxes	2,425,000	2,425,000	3,856,570	1,431,570
Special assessments	475,000	475,000	1,055,188	580,188
Total taxes	204,206,081	204,206,081	205,873,305	1,667,224
FEES AND CHARGES FOR SERVICES				
General government	10,216,422	10,216,422	2,025,570	(8,190,852)
Financial administration	2,160,500	2,160,500	2,320,118	159,618
Health and human services	376,500	553,614	226,144	(327,470)
Culture and recreation	560,000	560,000	1,010,084	450,084
Law enforcement and corrections	3,169,446	3,217,458	3,155,402	(62,056)
Legal and judicial	801,000	1,206,269	10,038,819	8,832,550
Transportation	740,000	817,361	931,825	114,464
Total fees	18,023,868	18,731,624	19,707,962	976,338
INTERGOVERNMENTAL				
Federal grants	-	369,834	307,388	(62,446)
State grants	950,000	1,176,908	1,123,722	(53,186)
Other	-	-	3,084	3,084
Total intergovernmental	950,000	1,546,742	1,434,194	(112,548)
LICENSES AND PERMITS				
Beer licenses	205,000	205,000	267,404	62,404
Health permits	535,000	535,000	685,265	150,265
Recycle center permits	-	-	1,750	1,750
Animal control transport	5,000	5,000	2,915	(2,085)
Food service permits	600,000	600,000	744,045	144,045
Alarm permits	850,000	906,093	648,948	(257,145)
Total licenses and permits	2,195,000	2,251,093	2,350,327	99,234
CONTRACT REIMBURSEMENTS	24,578,483	29,255,523	28,296,935	(958,588)
INVESTMENT EARNINGS	810,580	810,580	(1,669,849)	(2,480,429)
FINES AND FORFEITURES	700,000	716,121	464,331	(251,790)
COMMISSIONS	6,500	311,573	241,489	(70,084)
MISCELLANEOUS	330,000	500,283	1,116,284	616,001
TOTAL REVENUES	251,800,512	258,329,620	257,814,978	(514,642)
OTHER FINANCING SOURCES				
Sale of capital assets	200,000	417,341	396,828	(20,513)
Issuance of lease	-	8,131,117	8,131,117	-
Transfers in	6,000,315	8,129,339	2,129,022	(6,000,317)
Total other financing sources	6,200,315	16,677,797	10,656,967	(6,020,830)
TOTAL REVENUES AND OTHER FINANCING SOURCES	$ 258,000,827	$ 275,007,417	$ 268,471,945	$ (6,535,472)

MONTGOMERY COUNTY, TEXAS

SCHEDULE OF EXPENDITURES AND OTHER FINANCING USES
BUDGET (GAAP BASIS) AND ACTUAL
GENERAL FUND

FOR THE YEAR ENDED SEPTEMBER 30, 2022

	Original Budget	Final Budget	Actual	Variance with Final Budget
GENERAL GOVERNMENT				
County Judge:				
Salaries	$ 384,495	$ 390,698	$ 390,698	$ -
Benefits	135,884	135,884	133,419	2,465
Operations	42,410	86,022	66,224	19,798
Total County Judge	562,789	612,604	590,341	22,263
Human Resources:				
Salaries	446,795	446,795	439,182	7,613
Benefits	177,939	177,939	167,401	10,538
Operations	59,578	59,485	43,113	16,372
Total Human Resources	684,312	684,219	649,696	34,523
Risk Management:				
Salaries	624,866	624,866	584,726	40,140
Benefits	257,880	257,880	232,286	25,594
Operations	95,365	90,361	81,823	8,538
Capital	-	19,894	19,894	-
Total Risk Management	978,111	993,001	918,729	74,272
County Clerk:				
Salaries	1,843,972	1,736,614	1,732,375	4,239
Benefits	915,977	897,148	818,970	78,178
Operations	57,270	57,063	51,166	5,897
Total County Clerk	2,817,219	2,690,825	2,602,511	88,314
Elections:				
Salaries	1,105,218	1,151,850	1,068,808	83,042
Benefits	333,919	337,486	333,596	3,890
Operations	223,755	381,187	448,890	(67,703)
Capital	-	8,131,117	8,079,172	51,945
Total Elections	1,662,892	10,001,640	9,930,466	71,174
Information Technology:				
Salaries	2,914,462	3,063,462	3,061,401	2,061
Benefits	1,129,425	1,142,151	1,141,581	570
Operations	5,874,221	6,462,725	6,327,099	135,626
Capital	-	711,199	605,980	105,219
Debt service:				
Principal retirement	776,006	776,006	776,006	-
Interest and fiscal charges	64,174	64,174	64,174	-
Total Information Technology	10,758,288	12,219,717	11,976,241	243,476

MONTGOMERY COUNTY, TEXAS

SCHEDULE OF EXPENDITURES AND OTHER FINANCING USES
BUDGET (GAAP BASIS) AND ACTUAL
GENERAL FUND

FOR THE YEAR ENDED SEPTEMBER 30, 2022

	Original Budget	Final Budget	Actual	Variance with Final Budget
GENERAL GOVERNMENT (cont'd)				
Building Custodial Services:				
Salaries	2,234,408	2,118,908	2,078,093	40,815
Benefits	983,897	960,577	903,639	56,938
Operations	340,993	434,354	424,136	10,218
Total Building Custodial Services	3,559,298	3,513,839	3,405,868	107,971
Building Maintenance and Construction:				
Salaries	2,745,507	2,649,366	2,585,299	64,067
Benefits	1,228,763	1,174,621	1,137,335	37,286
Operations	1,441,842	6,006,834	6,063,439	(56,605)
Capital	-	8,577	3,698	4,879
Total Building Maintenance and Construction	5,416,112	9,839,398	9,789,771	49,627
County-wide:				
Salaries	262,500	133,033	-	133,033
Benefits	6,646,000	16,646,000	16,646,000	-
Operations	8,244,699	4,215,619	4,143,547	72,072
Debt service:				
Principal retirement	1,847,741	1,847,741	1,847,741	-
Interest and fiscal charges	141,480	141,480	141,480	-
Total County-wide	17,142,420	22,983,873	22,778,768	205,105
Contingency:				
Operations	53,697	144	-	144
Total Contingency	53,697	144	-	144
Permits:				
Salaries	365,497	401,497	399,153	2,344
Benefits	176,569	176,569	174,891	1,678
Operations	16,390	16,390	14,843	1,547
Total Permits	558,456	594,456	588,887	5,569
TOTAL GENERAL GOVERNMENT	$ 44,193,594	$ 64,133,716	$ 63,231,278	$ 902,438

MONTGOMERY COUNTY, TEXAS

SCHEDULE OF EXPENDITURES AND OTHER FINANCING USES
BUDGET (GAAP BASIS) AND ACTUAL
GENERAL FUND

FOR THE YEAR ENDED SEPTEMBER 30, 2022

	Original Budget	Final Budget	Actual	Variance with Final Budget
FINANCIAL ADMINISTRATION				
Court Collections:				
Salary	289,531	248,531	242,819	5,712
Benefits	145,079	136,798	118,361	18,437
Operations	85,460	75,857	38,835	37,022
Total Court Collections	520,070	461,186	400,015	61,171
County-wide:				
Operations	4,194,929	4,194,929	4,202,426	(7,497)
Total Commissioners Court	4,194,929	4,194,929	4,202,426	(7,497)
Non-departmental:				
Operations	-	-	77,540	(77,540)
Total Non-departmental	-	-	77,540	(77,540)
Purchasing Agent:				
Salary	775,050	775,050	773,483	1,567
Benefits	317,443	317,443	304,951	12,492
Operations	24,530	25,515	22,765	2,750
Total Purchasing Agent	1,117,023	1,118,008	1,101,199	16,809
County Auditor:				
Salary	1,719,900	1,719,900	1,653,713	66,187
Benefits	728,002	728,002	669,618	58,384
Operations	74,204	72,030	55,972	16,058
Total County Auditor	2,522,106	2,519,932	2,379,303	140,629
Budget Office:				
Salary	318,281	312,744	301,284	11,460
Benefits	122,694	122,694	107,951	14,743
Operations	11,000	11,387	9,586	1,801
Total Budget Office	451,975	446,825	418,821	28,004

MONTGOMERY COUNTY, TEXAS

SCHEDULE OF EXPENDITURES AND OTHER FINANCING USES
BUDGET (GAAP BASIS) AND ACTUAL
GENERAL FUND

FOR THE YEAR ENDED SEPTEMBER 30, 2022

	Original Budget	Final Budget	Actual	Variance with Final Budget
FINANCIAL ADMINISTRATION (cont'd)				
County Treasurer:				
Salary	567,932	567,932	535,605	32,327
Benefits	243,694	243,694	219,109	24,585
Operations	36,450	29,581	27,060	2,521
Total County Treasurer	848,076	841,207	781,774	59,433
Tax Assessor/collector:				
Salary	3,437,388	3,233,578	3,233,578	-
Benefits	1,677,868	1,605,301	1,495,374	109,927
Operations	329,210	331,351	283,184	48,167
Total Tax Assessor/collector	5,444,466	5,170,230	5,012,136	158,094
Payroll:				
Salary	-	209,282	209,282	-
Benefits	-	75,285	75,285	-
Operations	-	7,402	7,402	-
Total Payroll	-	291,969	291,969	-
TOTAL FINANCIAL ADMINISTRATION	15,098,645	15,044,286	14,665,183	379,103
HEALTH & HUMAN SERVICES				
Veterans Services:				
Salary	236,443	237,306	237,306	-
Benefits	106,392	105,530	103,335	2,195
Operations	9,825	11,664	11,404	260
Total Veterans Services	352,660	354,500	352,045	2,455
Commissioners Court:				
Operations	1,403,398	1,765,426	1,765,426	-
Total Commissioners Court	1,403,398	1,765,426	1,765,426	-
Non-departmental				
Operations	-	-	13,350	(13,350)
Total Non-departmental	-	-	13,350	(13,350)

MONTGOMERY COUNTY, TEXAS

SCHEDULE OF EXPENDITURES AND OTHER FINANCING USES
BUDGET (GAAP BASIS) AND ACTUAL
GENERAL FUND

FOR THE YEAR ENDED SEPTEMBER 30, 2022

	Original Budget	Final Budget	Actual	Variance with Final Budget
HEALTH & HUMAN SERVICES (cont'd)				
Child Welfare:				
Salaries	-	10,000	1,920	8,080
Operations	-	43,601	45,305	(1,704)
Total Child Welfare	-	53,601	47,225	6,376
Environmental Health:				
Salary	1,473,319	1,473,319	1,471,454	1,865
Benefits	604,768	604,768	583,086	21,682
Operations	77,350	85,998	76,950	9,048
Total Environmental Health	2,155,437	2,164,085	2,131,490	32,595
Animal Services:				
Salary	2,704,792	2,328,328	2,328,328	-
Benefits	1,311,040	1,090,557	1,090,557	-
Operations	1,073,770	1,366,193	1,310,081	56,112
Capital	-	342,500	342,500	-
Total Animal Services	5,089,602	5,127,578	5,071,466	56,112
Forensic Services:				
Salary	1,182,979	1,220,967	1,220,967	-
Benefits	383,880	366,269	349,996	16,273
Operations	724,235	738,451	732,430	6,021
Total Forensic Services	2,291,094	2,325,687	2,303,393	22,294
MCCD:				
Salary	121,710	122,156	122,156	-
Benefits	39,068	38,622	38,531	91
Operations	4,394	5,558	3,296	2,262
Total MCCD	165,172	166,336	163,983	2,262
Extension services:				
Salary	-	474,492	460,186	14,306
Benefits	-	259,407	207,657	51,750
Operations	-	59,084	57,772	1,312
Total Extension Services	-	792,983	725,615	67,368
TOTAL HEALTH & HUMAN SERVICES	11,457,363	12,750,196	12,573,993	176,203

MONTGOMERY COUNTY, TEXAS

SCHEDULE OF EXPENDITURES AND OTHER FINANCING USES
BUDGET (GAAP BASIS) AND ACTUAL
GENERAL FUND

FOR THE YEAR ENDED SEPTEMBER 30, 2022

	Original Budget	Final Budget	Actual	Variance with Final Budget
CULTURE & RECREATION				
Historical Commission:				
Operations	30,000	30,000	32,733	(2,733)
Total Historical Commission	30,000	30,000	32,733	(2,733)
Heritage Museum:				
Operations	15,000	15,000	15,000	-
Total Heritage Museum	15,000	15,000	15,000	-
Convention Center Complex:				
Salaries	470,850	455,850	449,524	6,326
Benefits	227,200	224,171	206,275	17,896
Operations	319,817	327,913	324,413	3,500
Total Convention Center Complex	1,017,867	1,007,934	980,212	27,722
Memorial Library:				
Salaries	6,256,410	5,980,660	5,980,660	-
Benefits	3,189,953	2,832,966	2,832,966	-
Operations	944,374	990,909	972,043	18,866
Capital	-	52,177	75,225	(23,048)
Total Memorial Library	10,390,737	9,856,712	9,860,894	(4,182)
Extension Agents:				
Salaries	484,492	-	-	-
Benefits	261,427	-	-	-
Operations	58,858	-	-	-
Total Extension Agents	804,777	-	-	-
TOTAL CULTURE & RECREATION	12,258,381	10,909,646	10,888,839	20,807

MONTGOMERY COUNTY, TEXAS

SCHEDULE OF EXPENDITURES AND OTHER FINANCING USES
BUDGET (GAAP BASIS) AND ACTUAL
GENERAL FUND

FOR THE YEAR ENDED SEPTEMBER 30, 2022

	Original Budget	Final Budget	Actual	Variance with Final Budget
LAW ENFORCEMENT & CORRECTIONS				
Non-departmental:				
Capital	-	7,681	7,681	-
Total non-departmental	-	7,681	7,681	-
Department Of Public Safety:				
Salaries	188,479	189,222	189,222	-
Benefits	96,837	96,094	93,954	2,140
Operations	450	450	450	-
Total Department Of Public Safety	285,766	285,766	283,626	2,140
District Attorney:				
Salaries	9,098,898	9,105,804	9,363,476	(257,672)
Benefits	3,324,860	3,350,870	3,285,036	65,834
Operations	584,530	508,419	902,197	(393,778)
Total District Attorney	13,008,288	12,965,093	13,550,709	(585,616)
Office Of Homeland Security and Emergency Management:				
Salaries	577,637	573,307	545,208	28,099
Benefits	218,826	219,836	199,004	20,832
Operations	25,275	342,458	274,079	68,379
Capital	-	7,688	7,688	-
Total Office Of Homeland Security and Emergency Management	821,738	1,143,289	1,025,979	117,310
Fire Marshal Investigations:				
Salaries	637,591	640,952	680,121	(39,169)
Benefits	231,287	218,297	227,316	(9,019)
Operations	68,556	97,538	127,505	(29,967)
Capital	-	7,681	14,063	(6,382)
Total Fire Marshal Investigations	937,434	964,468	1,049,005	(84,537)
Fire Marshal Inspections:				
Salaries	800,817	800,817	828,242	(27,425)
Benefits	300,550	314,550	309,145	5,405
Operations	76,081	116,064	102,749	13,315
Total Fire Marshal Inspections	1,177,448	1,231,431	1,240,136	(8,705)

MONTGOMERY COUNTY, TEXAS

SCHEDULE OF EXPENDITURES AND OTHER FINANCING USES
BUDGET (GAAP BASIS) AND ACTUAL
GENERAL FUND

FOR THE YEAR ENDED SEPTEMBER 30, 2022

	Original Budget	Final Budget	Actual	Variance with Final Budget
LAW ENFORCEMENT & CORRECTIONS (cont'd)				
Juvenile Services:				
Salaries	3,968,224	3,968,224	3,889,721	78,503
Benefits	1,932,669	1,932,669	1,785,037	147,632
Operations	213,211	220,938	156,859	64,079
Total Juvenile Services	6,114,104	6,121,831	5,831,617	290,214
Adult Services:				
Salaries	-	2,706,592	3,435,720	(729,128)
Benefits	-	588,698	678,786	(90,088)
Operations	54,826	228,538	39,949	188,589
Total Adult Services	54,826	3,523,828	4,154,455	(630,627)
Bond Supervision:				
Salaries	-	586,445	-	586,445
Benefits	-	244,555	-	244,555
Operations	-	19,000	917	18,083
Total Bond Supervision	-	850,000	917	849,083
Commissions:				
Operations	-	90,558	97,924	(7,366)
Capital	-	37,224	37,224	-
Total Commissions	-	127,782	135,148	(7,366)
LEOSE:				
Operations	-	24,852	21,560	3,292
Total LEOSE	-	24,852	21,560	3,292
Sheriff:				
Salaries	43,834,711	44,577,062	43,962,959	614,103
Benefits	18,064,904	18,034,092	17,501,921	532,171
Operations	5,949,599	7,242,962	5,967,601	1,275,361
Capital	1,255,170	1,851,029	1,558,323	292,706
Debt service:				-
Principal retirement	169,842	169,842	169,842	-
Interest and fiscal charges	11,905	11,905	11,905	-
Total Sheriff	69,286,131	71,886,892	69,172,551	2,714,341

MONTGOMERY COUNTY, TEXAS

SCHEDULE OF EXPENDITURES AND OTHER FINANCING USES
BUDGET (GAAP BASIS) AND ACTUAL
GENERAL FUND

FOR THE YEAR ENDED SEPTEMBER 30, 2022

	Original Budget	Final Budget	Actual	Variance with Final Budget
LAW ENFORCEMENT & CORRECTIONS (cont'd)				
Jail:				
Salaries	13,202,954	13,717,162	13,748,743	(31,581)
Benefits	6,604,869	6,121,892	6,134,817	(12,925)
Operations	7,465,060	7,363,036	7,330,217	32,819
Total Jail	27,272,883	27,202,090	27,213,777	(11,687)
Constable Pct 1:				
Salaries	3,633,363	3,638,453	3,853,890	(215,437)
Benefits	1,420,448	1,378,432	1,425,191	(46,759)
Operations	284,560	607,369	622,189	(14,820)
Capital	-	28,998	23,499	5,499
Total Constable Pct 1	5,338,371	5,653,252	5,924,769	(271,517)
Constable Pct 2:				
Salaries	1,742,701	1,770,554	1,885,792	(115,238)
Benefits	673,253	655,544	677,231	(21,687)
Operations	20,725	289,016	319,828	(30,812)
Capital	-	109,632	75,611	34,021
Total Constable Pct 2	2,436,679	2,824,746	2,958,462	(133,716)
Constable Pct 3:				
Salaries	4,485,482	4,653,690	4,712,289	(58,599)
Benefits	1,812,534	1,806,412	1,781,032	25,380
Operations	373,296	716,051	662,737	53,314
Capital	-	3,896	40,800	(36,904)
Total Constable Pct 3	6,671,312	7,180,049	7,196,858	(16,809)
Constable Pct 4:				
Salaries	3,251,731	3,441,575	3,530,582	(89,007)
Benefits	1,299,024	1,313,525	1,320,169	(6,644)
Operations	268,954	515,644	480,776	34,868
Capital	-	55,861	52,848	3,013
Total Constable Pct 4	4,819,709	5,326,605	5,384,375	(57,770)
Constable Pct 5:				
Salaries	3,347,197	3,241,582	3,459,309	(217,727)
Benefits	1,352,462	1,216,314	1,334,975	(118,661)
Operations	72,161	179,309	259,298	(79,989)
Capital	-	67,529	37,529	30,000
Total Constable Pct 5	4,771,820	4,704,734	5,091,111	(386,377)
TOTAL LAW ENFORCEMENT & CORRECTIONS	$ 142,996,509	$ 152,024,389	$ 150,244,700	$ 1,779,689

MONTGOMERY COUNTY, TEXAS

SCHEDULE OF EXPENDITURES AND OTHER FINANCING USES
BUDGET (GAAP BASIS) AND ACTUAL
GENERAL FUND

FOR THE YEAR ENDED SEPTEMBER 30, 2022

	Original Budget	Final Budget	Actual	Variance with Final Budget
LEGAL & JUDICIAL:				
District Clerk				
Salaries	2,590,303	2,513,303	2,506,971	6,332
Benefits	1,332,288	1,316,736	1,258,876	57,860
Operations	63,110	37,917	35,109	2,808
Total District Clerk	3,985,701	3,867,956	3,800,956	67,000
County Attorney:				
Salaries	2,591,835	2,701,835	2,626,040	75,795
Benefits	976,013	975,750	943,112	32,638
Operations	98,475	309,157	287,035	22,122
Total County Attorney	3,666,323	3,986,742	3,856,187	130,555
Alternate Dispute Resolution:				
Operations	150,000	200,219	200,219	-
Total Alternate Dispute Resolution	150,000	200,219	200,219	-
Court Operations:				
Salaries	-	150,000	126,953	23,047
Benefits	-	59,526	42,600	16,926
Operations	962,750	715,495	629,649	85,846
Total Court Operations	962,750	925,021	799,202	125,819
Indigent Defense:				
Operations	8,026,398	7,877,562	6,934,602	942,960
Total Indigent Defense	8,026,398	7,877,562	6,934,602	942,960
Office of Court Administration:				
Salaries	881,419	865,753	903,712	(37,959)
Benefits	353,454	331,498	336,031	(4,533)
Operations	27,530	26,095	19,637	6,458
Total Office of Court Administration	1,262,403	1,223,346	1,259,380	(36,034)
County Court at Law 1:				
Salaries	416,472	411,510	407,939	3,571
Benefits	142,253	142,253	130,005	12,248
Operations	11,514	11,514	10,264	1,250
Total County Court at Law 1	570,239	565,277	548,208	17,069

MONTGOMERY COUNTY, TEXAS

SCHEDULE OF EXPENDITURES AND OTHER FINANCING USES
BUDGET (GAAP BASIS) AND ACTUAL
GENERAL FUND

FOR THE YEAR ENDED SEPTEMBER 30, 2022

	Original Budget	Final Budget	Actual	Variance with Final Budget
LEGAL & JUDICIAL (cont'd)				
County Court at Law 2:				
Salaries	700,356	709,388	709,388	-
Benefits	243,272	239,202	237,205	1,997
Operations	14,165	14,567	6,747	7,820
Total County Court at Law 2	957,793	963,157	953,340	9,817
County Court at Law 3:				
Salaries	614,556	622,333	622,333	-
Benefits	211,358	207,241	204,942	2,299
Operations	17,203	17,778	17,173	605
Total County Court at Law 3	843,117	847,352	844,448	2,904
County Court at Law 4:				
Salaries	422,193	422,193	419,382	2,811
Benefits	143,393	139,733	137,283	2,450
Operations	14,882	11,304	7,602	3,702
Total County Court at Law 4	580,468	573,230	564,267	8,963
County Court at Law 5:				
Salaries	411,830	411,830	409,180	2,650
Benefits	141,329	141,329	135,321	6,008
Operations	11,900	12,392	7,270	5,122
Total County Court at Law 5	565,059	565,551	551,771	13,780
County Court at Law 6:				
Salaries	-	64,079	59,750	4,329
Benefits	-	20,068	16,681	3,387
Operations	-	19,500	19,292	208
Total County Court at Law 6	-	103,647	95,723	7,924
9th District Court:				
Salaries	247,610	248,749	248,749	-
Benefits	102,472	105,885	105,885	-
Operations	13,820	12,487	12,272	215
Total 9th District Court	363,902	367,121	366,906	215

MONTGOMERY COUNTY, TEXAS

SCHEDULE OF EXPENDITURES AND OTHER FINANCING USES
BUDGET (GAAP BASIS) AND ACTUAL
GENERAL FUND

FOR THE YEAR ENDED SEPTEMBER 30, 2022

	Original Budget	Final Budget	Actual	Variance with Final Budget
LEGAL & JUDICIAL (cont'd)				
221st District Court:				
Salaries	257,444	288,718	276,417	12,301
Benefits	110,574	121,788	111,122	10,666
Operations	12,507	11,867	9,426	2,441
Total 221st District Court	380,525	422,373	396,965	25,408
284th District Court:				
Salaries	483,228	509,708	470,041	39,667
Benefits	185,197	191,323	176,807	14,516
Operations	13,977	14,258	8,081	6,177
Total 284th District Court	682,402	715,289	654,929	60,360
359th District Court:				
Salaries	307,181	317,188	317,188	-
Benefits	135,305	125,298	118,836	6,462
Operations	14,426	11,007	7,793	3,214
Total 359th District Court	456,912	453,493	443,817	9,676
410th District Court:				
Salaries	490,314	490,314	480,596	9,718
Benefits	186,402	186,402	176,419	9,983
Operations	11,900	12,490	11,253	1,237
Total 410th District Court	688,616	689,206	668,268	20,938
418th District Court:				
Salaries	504,116	504,116	500,550	3,566
Benefits	189,151	189,151	183,994	5,157
Operations	17,960	17,973	11,467	6,506
Total 418th District Court	711,227	711,240	696,011	15,229
435th District Court:				
Salaries	256,680	274,079	261,659	12,420
Benefits	110,423	116,279	109,190	7,089
Operations	17,425	19,786	19,559	227
Total 435th District Court	384,528	410,144	390,408	19,736

MONTGOMERY COUNTY, TEXAS

SCHEDULE OF EXPENDITURES AND OTHER FINANCING USES
BUDGET (GAAP BASIS) AND ACTUAL
GENERAL FUND

FOR THE YEAR ENDED SEPTEMBER 30, 2022

	Original Budget	Final Budget	Actual	Variance with Final Budget
LEGAL & JUDICIAL (cont'd)				
457th District Court:				
Salaries	407,563	408,615	408,615	-
Benefits	170,125	169,073	165,577	3,496
Operations	14,750	16,249	11,454	4,795
Total 457th District Court	592,438	593,937	585,646	8,291
Drug Court:				
Salaries	185,574	186,302	186,302	-
Benefits	72,998	82,269	79,295	2,974
Operations	770,922	661,958	501,058	160,900
Total Drug Court	1,029,494	930,529	766,655	163,874
Mental Health Court Services:				
Salaries	246,962	246,962	228,406	18,556
Benefits	123,310	123,310	104,912	18,398
Operations	11,800	11,800	8,683	3,117
Total Mental Health Court Services	382,072	382,072	342,001	40,071
Justice of the Peace 1:				
Salaries	670,318	670,318	638,150	32,168
Benefits	282,585	282,585	253,036	29,549
Operations	53,648	107,120	106,331	789
Total Justice of the Peace 1	1,006,551	1,060,023	997,517	62,506
Justice of the Peace 2				
Salaries	381,576	381,576	374,766	6,810
Benefits	167,225	167,225	157,423	9,802
Operations	43,435	116,659	84,020	32,639
Total Justice of the Peace 2	592,236	665,460	616,209	49,251
Justice of the Peace 3:				
Salaries	866,256	896,380	884,441	11,939
Benefits	439,157	426,392	420,697	5,695
Operations	33,507	33,507	29,679	3,828
Total Justice of the Peace 3	1,338,920	1,356,279	1,334,817	21,462

MONTGOMERY COUNTY, TEXAS

SCHEDULE OF EXPENDITURES AND OTHER FINANCING USES
BUDGET (GAAP BASIS) AND ACTUAL
GENERAL FUND

FOR THE YEAR ENDED SEPTEMBER 30, 2022

	Original Budget	Final Budget	Actual	Variance with Final Budget
LEGAL & JUDICIAL (cont'd)				
Justice of the Peace 4:				
Salaries	689,577	689,577	675,544	14,033
Benefits	330,063	330,063	314,775	15,288
Operations	61,233	112,733	97,956	14,777
Total Justice of the Peace 4	1,080,873	1,132,373	1,088,275	44,098
Justice of the Peace 5:				
Salaries	404,189	405,312	405,312	-
Benefits	169,452	168,329	165,627	2,702
Operations	38,682	80,954	79,906	1,048
Total Justice of the Peace 5	612,323	654,595	650,845	3,750
TOTAL LEGAL & JUDICIAL	31,873,270	32,243,194	30,407,572	1,835,622
PUBLIC TRANSPORTATION				
Airport:				
Salaries	476,839	476,839	457,787	19,052
Benefits	198,954	198,954	184,864	14,090
Operations	379,370	420,540	412,825	7,715
Total Airport	1,055,163	1,096,333	1,055,476	40,857
TOTAL PUBLIC TRANSPORTATION	1,055,163	1,096,333	1,055,476	40,857
TOTAL EXPENDITURES GENERAL FUND	258,932,925	288,201,760	283,065,077	5,136,683
OTHER FINANCING (USES)				
Transfers out	-	(1,293,702)	(2,413,282)	(1,119,580)
TOTAL OTHER (USES)	-	(1,293,702)	(2,413,282)	(1,119,580)
TOTAL EXPENDITURES AND OTHER FINANCING (USES)	$ 258,932,925	$ 286,908,058	$ 280,651,795	$ 6,256,263

THIS PAGE LEFT BLANK INTENTIONALLY

COMBINING AND INDIVIDUAL FUND STATEMENTS AND SCHEDULES

MONTGOMERY COUNTY, TEXAS

COMBINING BALANCE SHEET
NONMAJOR GOVERNMENTAL FUNDS

SEPTEMBER 30, 2022

	Special Revenue	Capital Projects	Total
ASSETS			
Cash	$ 7,489,727	$ 2,731,546	$ 10,221,273
Investments	3,383,487	2,751,354	6,134,841
Due from other funds	2,949,077	12,736,923	15,686,000
Due from other governments	708,117	-	708,117
Total assets	14,530,408	18,219,823	32,750,231
LIABILITIES			
Accounts payable	960,438	-	960,438
Due to other funds	4,922,365	-	4,922,365
Total liabilities	5,882,803	-	5,882,803
FUND BALANCES			
Restricted	9,312,078	5,490,208	14,802,286
Committed	-	12,729,615	12,729,615
Unassigned	(664,473)	-	(664,473)
Total fund balances	8,647,605	18,219,823	26,867,428
Total liabilities and fund balances	$ 14,530,408	$ 18,219,823	$ 32,750,231

MONTGOMERY COUNTY, TEXAS

COMBINING STATEMENT OF REVENUES, EXPENDITURES, AND CHANGES IN FUND BALANCES
NONMAJOR GOVERNMENTAL FUNDS

FOR THE YEAR ENDED SEPTEMBER 30, 2022

	Special Revenue	Capital Projects	Totals
REVENUES			
Fees and charges for services	$ 4,857,340	$ -	$ 4,857,340
Intergovernmental	29,781	-	29,781
Contract reimbursements	1,407,759	-	1,407,759
Inmate housing	33,940,900	-	33,940,900
Investment earnings	93,663	185,551	279,214
Fines and forfeitures	869,624	-	869,624
Miscellaneous	7,677	23,544	31,221
Total revenues	41,206,744	209,095	41,415,839
EXPENDITURES			
Current:			
General government	3,053,924	-	3,053,924
Law enforcement and corrections	37,724,675	-	37,724,675
Legal and judicial	710,536	-	710,536
Capital projects	-	35,482,848	35,482,848
Debt service:			
Principal retirement	-	2,399,389	2,399,389
Interest and fiscal charges	-	115,590	115,590
Total expenditures	41,489,135	37,997,827	79,486,962
Deficiency revenues over expenditures	(282,391)	(37,788,732)	(38,071,123)
OTHER FINANCING SOURCES/(USES)			
Sale of capital assets	819	-	819
Transfers in	300,000	1,039,534	1,339,534
Transfers out	-	(976,154)	(976,154)
Total other financing sources/(uses)	300,819	63,380	364,199
NET CHANGE IN FUND BALANCES	18,428	(37,725,352)	(37,706,924)
FUND BALANCES, BEGINNING	8,629,177	55,945,175	64,574,352
FUND BALANCES, ENDING	$ 8,647,605	$ 18,219,823	$ 26,867,428

NONMAJOR SPECIAL REVENUE FUNDS

Worthless Checks Fund 201 - to account for the operations of the County's returned check collection service provided by the County and District attorneys. Fees charged to offenders finance this fund.

Forfeitures Fund 202 - to account for funds received by prosecutors and law enforcement agencies from forfeitures and/or seizures. Chapter 59 of the Criminal Code of Procedure governs expenditure of these funds.

Jail Commissary Fund 203 - to account for the proceeds from sale of personal items in the jail commissary. Expenditures are restricted to providing education and entertainment for inmates of the county jail.

Law Library Fund 204 - to account for the operations of a law library. Financing is provided by a fee assessed on each civil case filed in County and District Courts.

Pre-Trial Diversion Fund 205 - to account for the receipt of fees assessed for pre-trial diversion through the Montgomery County District Attorney. Expenditures are restricted to those activities supporting the pre-trial diversion process.

Records Management and Preservation Fund 206- to account for the receipt and expenditure of fees assessed by county, district and probate courts as allowed by law. Fees may only be spent on records management or preservation projects.

Records Management County Fund 207 - to account for the receipt and expenditure of fees assessed by the county. Fees for this fund are authorized under Sections 51.317, 118.052, 118.0546, and 118.0645 of the Local Government Code and Article 102.005(d), of the Code of Criminal Procedure. Fees collected may only be spent on records management or preservation projects.

Records Management District Clerk Fund 208 - to account for the receipt and expenditure of fees assessed by the district. Fees may only be spent on records management or preservation projects.

District Clerk Record Preservation Fund 209 -This fund is utilized to account for the receipts and the disbursements relating to the District Clerk's records preservation program. Financing is received from fees assessed for recording documents in the District Clerk's Office.

Digital Preservation County and District Fund 210- to account for the fees collected for filing of civil cases in county and district courts and to be used for the preservation of court records.

Court Technology County and District Fund 211 - to account for the fees collected from defendants in criminal cases. Proceeds are used to cover the costs of continuing education and training for the judges and clerks on technological enhancements and for the purchase and maintenance of technological enhancements including computer systems, networks, hardware, and software, imaging systems, electronic kiosks, and docket management systems.

Court Guardianship Fund 212 - This fund was established pursuant to the provisions of the Local Government Code whereby the clerk of the court collects a fee on certain probate court actions involving guardianships and is to provide supplemental funding for court-appointed guardians ad litem and court-appointed attorneys ad litem and to fund local guardianship programs for indigent incapacitated individuals.

Court Reporter Service Fund 213 - to account for court reporter fees to defray the cost of providing court reporting services for the County.

Courthouse Security Fund 214 - to account for fees charged for filing certain documents in the County. These fees are restricted to expenditures that provide security of County facilities, primarily in the County Courthouse.

Justice Court Building Security Fund 215 - This fund is used to account for revenues related to Court costs. Funds are used to cover costs of Justice of the Peace court security.

Justice Court Technology Fund 216 - to account for the receipts and disbursements of funds directly related to this program. Revenues in this account are a result of court costs for applicable cases. Proceeds are used for the purchase of technology equipment that will be utilized in the Justice Courts.

Juvenile Case Manager Fund 217 - to account for the receipt and disbursements of funds directly related to this program. Revenues result from court costs in certain juvenile justice court cases. Proceeds will be used to cover the cost of several Juvenile Case Manager positions, whose responsibilities will be to track and monitor juvenile case flow to ensure effective and efficient dispositions of these cases.

Vital Records Preservation Fund 218 - to account for fees collected for birth and death certificates. The funds are used for preservation of those records.

Contract Elections Services Fund 219 - to account for funds received for elections conducted by the County for other entities. Revenues in this account are the result of contracts between the County and other local governments.

Help America Vote Act (HAVA) Grant Fund 221 - to account for the rental of equipment acquired by the HAVA Grant. Disbursements from this fund are limited to acquiring additional equipment and maintenance of the original equipment purchased by the grant.

Joe Corley Pass Through Fund 222 - to account for reimbursements from United States Marshal Service (USM) and Immigration and Customs Enforcement (ICE) for the housing of federal inmates.

Court Facility Fund 224 - to account for the construction, renovation, or improvement of facilities that house the courts or pay the principal of, interest on, and costs of issuance of bonds issued for the construction, renovation, or improvement of the facilities.

Language Access Fund 225 - to account for language access services for individuals appearing before the court or receiving court services.

MONTGOMERY COUNTY, TEXAS

COMBINING BALANCE SHEET
NONMAJOR SPECIAL REVENUE FUNDS

SEPTEMBER 30, 2022

	Worthless Checks 201	Forfeitures 202	Jail Commissary 203
ASSETS			
Cash	$ 12,565	$ 1,521,671	$ 1,640,589
Investments	-	-	-
Due from other funds	7,867	-	-
Due from other governments	-	-	-
Total assets	20,432	1,521,671	1,640,589
LIABILITIES			
Accounts payable	-	-	-
Due to other funds	-	44,561	113,314
Total liabilities	-	44,561	113,314
FUND BALANCES			
Restricted	20,432	1,477,110	1,527,275
Unassigned	-	-	-
Total fund balances	20,432	1,477,110	1,527,275
Total liabilities and fund balances	$ 20,432	$ 1,521,671	$ 1,640,589

Law Library 204	Pre-Trial Diversion 205	Memo Totals from Page 91	Memo Totals from Page 93	Totals
$ 580,487	$ -	$ -	$ 3,734,415	$ 7,489,727
-	-	3,308,657	74,830	3,383,487
-	44,374	1,286,866	1,609,970	2,949,077
38,710	-	-	669,407	708,117
619,197	44,374	4,595,523	6,088,622	14,530,408
-	-	-	960,438	960,438
33,921	-	547,882	4,182,687	4,922,365
33,921	-	547,882	5,143,125	5,882,803
585,276	44,374	4,047,641	1,609,970	9,312,078
-	-	-	(664,473)	(664,473)
585,276	44,374	4,047,641	945,497	8,647,605
$ 619,197	$ 44,374	$ 4,595,523	$ 6,088,622	$ 14,530,408

MONTGOMERY COUNTY, TEXAS

COMBINING BALANCE SHEET
NONMAJOR SPECIAL REVENUE FUNDS

SEPTEMBER 30, 2022

	Records Management and Preservation 206	Records Management County 207	Records Management District Clerk 208	District Clerk Records Preservation 209
ASSETS				
Investments	$ 2,914,208	$ -	$ 138,220	$ 84,022
Due from other funds	-	51,147	286,113	142,840
Total assets	2,914,208	51,147	424,333	226,862
LIABILITIES				
Due to other funds	547,882	-	-	-
Total liabilities	547,882	-	-	-
FUND BALANCES				
Restricted	2,366,326	51,147	424,333	226,862
Total fund balances	2,366,326	51,147	424,333	226,862
Total liabilities and fund balances	$ 2,914,208	$ 51,147	$ 424,333	$ 226,862

Digital Preservation County & District 210	Court Technology County & District 211	Court Guardianship 212	Court Reporter Service 213	Memo Totals to Page 89
$ 172,207	$ -	$ -	$ -	$ 3,308,657
390,395	30,669	19,660	366,042	1,286,866
562,602	30,669	19,660	366,042	4,595,523
-	-	-	-	547,882
-	-	-	-	547,882
562,602	30,669	19,660	366,042	4,047,641
562,602	30,669	19,660	366,042	4,047,641
$ 562,602	$ 30,669	$ 19,660	$ 366,042	$ 4,595,523

MONTGOMERY COUNTY, TEXAS

COMBINING BALANCE SHEET
NONMAJOR SPECIAL REVENUE FUNDS

SEPTEMBER 30, 2022

	Courthouse Security 214	Justice Court Building Security 215	Justice Court Technology 216	Juvenile Case Manager 217
ASSETS				
Cash	$ -	$ -	$ -	$ -
Investments	-	-	-	-
Due from other funds	141,699	413,657	474,758	1,100
Due from other governments	-	-	-	-
Total assets	141,699	413,657	474,758	1,100
LIABILITIES				
Accrued liabilities	-	-	-	-
Due to other funds	-	-	-	-
Total liabilities	-	-	-	-
FUND BALANCES				
Restricted	141,699	413,657	474,758	1,100
Unassigned	-	-	-	-
Total fund balances	141,699	413,657	474,758	1,100
Total liabilities and fund balances	$ 141,699	$ 413,657	$ 474,758	$ 1,100

Vital Records Preservation 218	Contract Elections Services 219	HAVA Grant 221	Joe Corley Pass Through 222	Court Facility Fee 224	Language Access 225	Memo Totals to Page 89
$ -	$ 2,773,983	$ -	$ 960,432	$ -	$ -	$ 3,734,415
-	74,830	-	-	-	-	74,830
78,648	-	313,647	-	139,407	47,054	1,609,970
-	669,407	-	-	-	-	669,407
78,648	3,518,220	313,647	960,432	139,407	47,054	6,088,622
-	6	-	960,432	-	-	960,438
-	4,182,687	-	-	-	-	4,182,687
-	4,182,693	-	960,432	-	-	5,143,125
78,648	-	313,647	-	139,407	47,054	1,609,970
-	(664,473)	-	-	-	-	(664,473)
78,648	(664,473)	313,647	-	139,407	47,054	945,497
$ 78,648	$ 3,518,220	$ 313,647	$ 960,432	$ 139,407	$ 47,054	$ 6,088,622

MONTGOMERY COUNTY, TEXAS

COMBINING STATEMENT OF REVENUES, EXPENDITURES, AND CHANGES IN FUND BALANCES
NONMAJOR SPECIAL REVENUE FUNDS

FOR THE YEAR ENDED SEPTEMBER 30, 2022

	Worthless Checks 201	Forfeitures 202	Sheriff Commissary 203	Law Library 204
REVENUES				
Fees and charges for services	$ 317	$ -	$ 2,049,070	$ 346,993
Intergovernmental	-	-	-	-
Licenses and permits	-	-	-	-
Inmate housing	-	-	-	-
Investment earnings	115	14,160	24,188	6,529
Fines and forfeitures	-	869,624	-	-
Miscellaneous	-	-	-	7,677
Total revenues	432	883,784	2,073,258	361,199
EXPENDITURES				
General government	-	-	-	-
Law enforcement and corrections	-	857,502	1,983,541	-
Legal and judicial	-	-	-	334,570
Total expenditures	-	857,502	1,983,541	334,570
EXCESS (DEFICIENCY) REVENUES OVER EXPENDITURES	432	26,282	89,717	26,629
OTHER FINANCING SOURCES/(USES)				
Sale of capital assets	-	-	-	-
Transfers in	-	-	-	-
Total other financing sources/(uses)	-	-	-	-
NET CHANGE IN FUND BALANCES	432	26,282	89,717	26,629
FUND BALANCES, BEGINNING	20,000	1,450,828	1,437,558	558,647
FUND BALANCES, ENDING	$ 20,432	$ 1,477,110	$ 1,527,275	$ 585,276

Pre-Trial Diversion 205	Memo Totals from Page 97	Memo Totals from Page 99	Totals
$ 24,300	$ 1,590,463	$ 846,197	$ 4,857,340
-	-	29,781	29,781
-	-	1,407,759	1,407,759
-	-	33,940,900	33,940,900
-	27,225	21,446	93,663
-	-	-	869,624
-	-	-	7,677
24,300	1,617,688	36,246,083	41,206,744
-	865,269	2,188,655	3,053,924
-	-	34,883,632	37,724,675
23,722	343,419	8,825	710,536
23,722	1,208,688	37,081,112	41,489,135
578	409,000	(835,029)	(282,391)
-	-	819	819
-	-	300,000	300,000
-	-	300,819	300,819
578	409,000	(534,210)	18,428
43,796	3,638,641	1,479,707	8,629,177
$ 44,374	$ 4,047,641	$ 945,497	$ 8,647,605

MONTGOMERY COUNTY, TEXAS

COMBINING STATEMENT OF REVENUES, EXPENDITURES, AND CHANGES IN FUND BALANCES
NONMAJOR SPECIAL REVENUE FUNDS

FOR THE YEAR ENDED SEPTEMBER 30, 2022

	Records Management and Preservation 206	Records Management County 207	Records Management District Clerk 208	District Clerk Records Preservation 209
REVENUES				
Fees and charges for services	$ 975,654	$ 31,151	$ 231,375	$ 25,520
Investment earnings	23,978	-	1,137	693
Total revenues	999,632	31,151	232,512	26,213
EXPENDITURES				
General government	865,269	-	-	-
Legal and judicial	-	-	5,983	-
Total expenditures	865,269	-	5,983	-
NET CHANGE IN FUND BALANCES	134,363	31,151	226,529	26,213
FUND BALANCES, BEGINNING	2,231,963	19,996	197,804	200,649
FUND BALANCES, ENDING	$ 2,366,326	$ 51,147	$ 424,333	$ 226,862

Digital Preservation County & District 210	Court Technology County & District 211	Court Guardianship 212	Court Reporter Service 213	Memo Totals to Page 95
$ 21,285	$ 16,623	$ 54,627	$ 234,228	$ 1,590,463
1,417	-	-	-	27,225
22,702	16,623	54,627	234,228	1,617,688
-	-	-	-	865,269
-	22,974	127,464	186,998	343,419
-	22,974	127,464	186,998	1,208,688
22,702	(6,351)	(72,837)	47,230	409,000
539,900	37,020	92,497	318,812	3,638,641
$ 562,602	$ 30,669	$ 19,660	$ 366,042	$ 4,047,641

MONTGOMERY COUNTY, TEXAS

COMBINING STATEMENT OF REVENUES, EXPENDITURES, AND CHANGES IN FUND BALANCES
NONMAJOR SPECIAL REVENUE FUNDS

FOR THE YEAR ENDED SEPTEMBER 30, 2022

	Courthouse Security 214	Justice Court Building Security 215	Justice Court Technology 216	Juvenile Case Manager 217
REVENUES				
Fees and charges for services	$ 376,157	$ 129,902	$ 106,074	$ 11,295
Intergovernmental	-	-	-	-
Contract reimbursements	-	-	-	-
Inmate housing	-	-	-	-
Investment earnings	-	-	-	-
Total revenues	376,157	129,902	106,074	11,295
EXPENDITURES				
General government	-	-	-	-
Law enforcement and corrections	304,554	96,149	211,835	330,194
Legal and judicial	-	-	-	-
Total expenditures	304,554	96,149	211,835	330,194
EXCESS (DEFICIENCY) REVENUES OVER EXPENDITURES	71,603	33,753	(105,761)	(318,899)
OTHER FINANCING SOURCES/(USES)				
Sale of capital assets	-	-	-	-
Transfers in	-	-	-	300,000
Total other financing sources/(uses)	-	-	-	300,000
NET CHANGE IN FUND BALANCES	71,603	33,753	(105,761)	(18,899)
FUND BALANCES, BEGINNING	70,096	379,904	580,519	19,999
FUND BALANCES, ENDING	$ 141,699	$ 413,657	$ 474,758	$ 1,100

Vital Records Preservation 218	Contract Elections Services 219	HAVA Grant 221	Joe Corley Pass Through 222	Court Facility Fee 224	Language Access 225	Memo Totals to Page 95
$ 27,483	$ -	$ -	$ -	$ 148,232	$ 47,054	$ 846,197
-	-	29,781	-	-	-	29,781
-	1,407,759	-	-	-	-	1,407,759
-	-	-	33,940,900	-	-	33,940,900
-	21,446	-	-	-	-	21,446
27,483	1,429,205	29,781	33,940,900	148,232	47,054	36,246,083
10,474	2,147,824	30,357	-	-	-	2,188,655
-	-	-	33,940,900	-	-	34,883,632
-	-	-	-	8,825	-	8,825
10,474	2,147,824	30,357	33,940,900	8,825	-	37,081,112
17,009	(718,619)	(576)	-	139,407	47,054	(835,029)
-	819	-	-	-	-	819
-	-	-	-	-	-	300,000
-	819	-	-	-	-	300,819
17,009	(717,800)	(576)	-	139,407	47,054	(534,210)
61,639	53,327	314,223	-	-	-	1,479,707
$ 78,648	$ (664,473)	$ 313,647	$ -	$ 139,407	$ 47,054	$ 945,497

MONTGOMERY COUNTY, TEXAS

SCHEDULE OF REVENUES, EXPENDITURES, AND CHANGES IN FUND BALANCE
BUDGET (GAAP BASIS) AND ACTUAL
201 - WORTHLESS CHECKS FUND

FOR THE YEAR ENDED SEPTEMBER 30, 2022

	Original Budget	Final Budget	Actual	Variance with Final Budget
REVENUES				
Fees and charges for services	$ -	$ -	$ 317	$ 317
Investment earnings	-	-	115	115
Total revenues	-	-	432	432
EXPENDITURES	-	-	-	-
NET CHANGE IN FUND BALANCES	-	-	432	432
FUND BALANCES, BEGINNING	20,000	20,000	20,000	-
FUND BALANCES, ENDING	$ 20,000	$ 20,000	$ 20,432	$ 432

MONTGOMERY COUNTY, TEXAS

SCHEDULE OF REVENUES, EXPENDITURES, AND CHANGES IN FUND BALANCE
BUDGET (GAAP BASIS) AND ACTUAL
202 - FORFEITURES FUND

FOR THE YEAR ENDED SEPTEMBER 30, 2022

	Original Budget	Final Budget	Actual	Variance with Final Budget
REVENUES				
Investment earnings	$ -	$ 3,127	$ 14,160	$ 11,033
Fines and forfeitures	1,237,421	1,335,710	869,624	(466,086)
Total revenues	1,237,421	1,338,837	883,784	(455,053)
EXPENDITURES				
Law enforcement and corrections:				
Salary	62,701	62,701	7,272	55,429
Benefits	27,030	27,030	2,747	24,283
Operations	1,107,690	1,197,882	847,483	350,399
Capital	40,000	51,224	-	51,224
Total expenditures	1,237,421	1,338,837	857,502	481,335
NET CHANGE IN FUND BALANCES	-	-	26,282	26,282
FUND BALANCES, BEGINNING	1,450,828	1,450,828	1,450,828	-
FUND BALANCES, ENDING	$ 1,450,828	$ 1,450,828	$ 1,477,110	$ 26,282

MONTGOMERY COUNTY, TEXAS

SCHEDULE OF REVENUES, EXPENDITURES, AND CHANGES IN FUND BALANCE
BUDGET (GAAP BASIS) AND ACTUAL
203 - SHERIFF COMMISSARY FUND

FOR THE YEAR ENDED SEPTEMBER 30, 2022

	Original Budget	Final Budget	Actual	Variance with Final Budget
REVENUES				
Fees and charges for services	$ 1,920,931	$ 2,762,013	$ 2,049,070	$ (712,943)
Investment earnings	-	-	24,188	24,188
Total revenues	1,920,931	2,762,013	2,073,258	(688,755)
EXPENDITURES				
Law enforcement and corrections:				
Salary	220,576	329,312	221,846	107,466
Benefits	103,231	154,313	99,736	54,577
Operations	1,597,124	2,158,124	1,661,959	496,165
Capital	-	120,264	-	120,264
Total expenditures	1,920,931	2,762,013	1,983,541	778,472
NET CHANGE IN FUND BALANCES	-	-	89,717	89,717
FUND BALANCES, BEGINNING	1,437,558	1,437,558	1,437,558	-
FUND BALANCES, ENDING	$ 1,437,558	$ 1,437,558	$ 1,527,275	$ 89,717

MONTGOMERY COUNTY, TEXAS

SCHEDULE OF REVENUES, EXPENDITURES, AND CHANGES IN FUND BALANCE
BUDGET (GAAP BASIS) AND ACTUAL
204 - LAW LIBRARY FUND

FOR THE YEAR ENDED SEPTEMBER 30, 2022

	Original Budget	Final Budget	Actual	Variance with Final Budget
REVENUES				
Fees and charges for services	$ 366,544	$ 366,544	$ 346,993	$ (19,551)
Investment earnings	-	-	6,529	6,529
Miscellaneous	-	-	7,677	7,677
Total revenues	366,544	366,544	361,199	(5,345)
EXPENDITURES				
Legal and judicial:				
Benefits	196,365	200,886	200,886	-
Operations	110,179	107,031	72,239	34,792
Capital	60,000	61,445	61,445	-
Total expenditures	366,544	369,362	334,570	34,792
NET CHANGE IN FUND BALANCES	-	(2,818)	26,629	29,447
FUND BALANCES, BEGINNING	558,647	558,647	558,647	-
FUND BALANCES, ENDING	$ 558,647	$ 555,829	$ 585,276	$ 29,447

MONTGOMERY COUNTY, TEXAS

SCHEDULE OF REVENUES, EXPENDITURES, AND CHANGES IN FUND BALANCE
BUDGET (GAAP BASIS) AND ACTUAL
205 - PRE-TRIAL DIVERSION FUND

FOR THE YEAR ENDED SEPTEMBER 30, 2022

	Original Budget	Final Budget	Actual	Variance with Final Budget
REVENUES				
Fees and charges for services	$ 55,160	$ 55,160	$ 24,300	$ (30,860)
Total revenues	55,160	55,160	24,300	(30,860)
EXPENDITURES				
Law enforcement and corrections:				
Salary	29,467	29,467	17,870	11,597
Benefits	20,693	20,693	3,629	17,064
Operations	5,000	5,000	2,223	2,777
Total expenditures	55,160	55,160	23,722	31,438
NET CHANGE IN FUND BALANCES	-	-	578	578
FUND BALANCES, BEGINNING	43,796	43,796	43,796	-
FUND BALANCES, ENDING	$ 43,796	$ 43,796	$ 44,374	$ 578

MONTGOMERY COUNTY, TEXAS

SCHEDULE OF REVENUES, EXPENDITURES, AND CHANGES IN FUND BALANCE
BUDGET (GAAP BASIS) AND ACTUAL
206 - RECORDS MANAGEMENT AND PRESERVATION FUND

FOR THE YEAR ENDED SEPTEMBER 30, 2022

	Original Budget	Final Budget	Actual	Variance with Final Budget
REVENUES				
Fees and charges for services	$ 634,456	$ 634,456	$ 975,654	$ 341,198
Investment earnings	-	-	23,978	23,978
Total revenues	634,456	634,456	999,632	365,176
EXPENDITURES				
General government:				
Salaries	328,001	335,019	231,984	103,035
Employee benefits	132,870	134,495	102,943	31,552
Supplies	173,585	281,517	197,114	84,403
Capital	-	298,452	333,228	(34,776)
Total expenditures	634,456	1,049,483	865,269	184,214
NET CHANGE IN FUND BALANCES	-	(415,027)	134,363	549,390
FUND BALANCES, BEGINNING	2,231,963	2,231,963	2,231,963	-
FUND BALANCES, ENDING	$ 2,231,963	$ 1,816,936	$ 2,366,326	$ 549,390

MONTGOMERY COUNTY, TEXAS

SCHEDULE OF REVENUES, EXPENDITURES, AND CHANGES IN FUND BALANCE
BUDGET (GAAP BASIS) AND ACTUAL
207 - RECORDS MANAGEMENT COUNTY FUND

FOR THE YEAR ENDED SEPTEMBER 30, 2022

	Original Budget	Final Budget	Actual	Variance with Final Budget
REVENUES				
Fees and charges for services	$ 77,402	$ 77,402	$ 31,151	$ (46,251)
Total revenues	77,402	77,402	31,151	(46,251)
EXPENDITURES				
General government:				
Operations	12,500	12,500	-	12,500
Law enforcement and corrections:				
Salary	41,933	41,933	-	41,933
Benefits	22,969	22,969	-	22,969
Total expenditures	77,402	77,402	-	77,402
NET CHANGE IN FUND BALANCES	-	-	31,151	31,151
FUND BALANCES, BEGINNING	19,996	19,996	19,996	-
FUND BALANCES, ENDING	$ 19,996	$ 19,996	$ 51,147	$ 31,151

MONTGOMERY COUNTY, TEXAS

SCHEDULE OF REVENUES, EXPENDITURES, AND CHANGES IN FUND BALANCE
BUDGET (GAAP BASIS) AND ACTUAL
208 - RECORDS MANAGEMENT DISTRICT CLERK FUND

FOR THE YEAR ENDED SEPTEMBER 30, 2022

	Original Budget	Final Budget	Actual	Variance with Final Budget
REVENUES				
Fees and charges for services	$ 104,740	$ 104,740	$ 231,375	$ 126,635
Investment earnings	-	-	1,137	1,137
Total revenues	104,740	104,740	232,512	127,772
EXPENDITURES				
Legal and judicial:				
Salary	20,458	20,458	-	20,458
Benefits	4,282	4,282	-	4,282
Operations	80,000	80,000	5,983	74,017
Total expenditures	104,740	104,740	5,983	98,757
NET CHANGE IN FUND BALANCES	-	-	226,529	226,529
FUND BALANCES, BEGINNING	197,804	197,804	197,804	-
FUND BALANCES, ENDING	$ 197,804	$ 197,804	$ 424,333	$ 226,529

MONTGOMERY COUNTY, TEXAS

SCHEDULE OF REVENUES, EXPENDITURES, AND CHANGES IN FUND BALANCE
BUDGET (GAAP BASIS) AND ACTUAL
209 - DISTRICT CLERK RECORDS PRESERVATION FUND

FOR THE YEAR ENDED SEPTEMBER 30, 2022

	Original Budget	Final Budget	Actual	Variance with Final Budget
REVENUES				
Fees and charges for services	$ 60,000	$ 60,000	$ 25,520	$ (34,480)
Investment earnings	-	-	693	693
Total revenues	60,000	60,000	26,213	(33,787)
EXPENDITURES				
Legal and judicial:				
Operations	60,000	60,000	-	60,000
Total expenditures	60,000	60,000	-	60,000
NET CHANGE IN FUND BALANCES	-	-	26,213	26,213
FUND BALANCES, BEGINNING	200,649	200,649	200,649	-
FUND BALANCES, ENDING	$ 200,649	$ 200,649	$ 226,862	$ 26,213

MONTGOMERY COUNTY, TEXAS

SCHEDULE OF REVENUES, EXPENDITURES, AND CHANGES IN FUND BALANCE
BUDGET (GAAP BASIS) AND ACTUAL
210 - DIGITAL PRESERVATION COUNTY AND DISTRICT FUND

FOR THE YEAR ENDED SEPTEMBER 30, 2022

	Original Budget	Final Budget	Actual	Variance with Final Budget
REVENUES				
Fees and Charges for Services	$ -	$ -	$ 21,285	$ 21,285
Investment Earnings	-	-	1,417	1,417
Total Revenues	-	-	22,702	22,702
EXPENDITURES	-	-	-	-
NET CHANGE IN FUND BALANCES	-	-	22,702	22,702
FUND BALANCES, BEGINNING	539,900	539,900	539,900	-
FUND BALANCES, ENDING	$ 539,900	$ 539,900	$ 562,602	$ 22,702

MONTGOMERY COUNTY, TEXAS

SCHEDULE OF REVENUES, EXPENDITURES, AND CHANGES IN FUND BALANCE
BUDGET (GAAP BASIS) AND ACTUAL
211 - COURT TECHNOLOGY COUNTY AND DISTRICT FUND

FOR THE YEAR ENDED SEPTEMBER 30, 2022

	Original Budget	Final Budget	Actual	Variance with Final Budget
REVENUES				
Fees and charges for services	$ 32,500	$ 32,500	$ 16,623	$ (15,877)
Total revenues	32,500	32,500	16,623	(15,877)
EXPENDITURES				
Legal and judicial:				
Operations	32,500	40,274	21,636	18,638
Capital	-	-	1,338	(1,338)
Total expenditures	32,500	40,274	22,974	17,300
NET CHANGE IN FUND BALANCES	-	(7,774)	(6,351)	1,423
FUND BALANCES, BEGINNING	37,020	37,020	37,020	-
FUND BALANCES, ENDING	$ 37,020	$ 29,246	$ 30,669	$ 1,423

MONTGOMERY COUNTY, TEXAS

SCHEDULE OF REVENUES, EXPENDITURES, AND CHANGES IN FUND BALANCE
BUDGET (GAAP BASIS) AND ACTUAL
212 - COURT GUARDIANSHIP FUND

FOR THE YEAR ENDED SEPTEMBER 30, 2022

	Original Budget	Final Budget	Actual	Variance with Final Budget
REVENUES				
Fees and charges for services	$ 70,000	$ 70,000	$ 54,627	$ (15,373)
Total revenues	70,000	70,000	54,627	(15,373)
EXPENDITURES				
Legal and judicial:				
Operations	70,000	140,000	125,464	14,536
Capital	-	-	2,000	(2,000)
Total expenditures	70,000	140,000	127,464	12,536
NET CHANGE IN FUND BALANCES	-	(70,000)	(72,837)	(2,837)
FUND BALANCES, BEGINNING	92,497	92,497	92,497	-
FUND BALANCES, ENDING	$ 92,497	$ 22,497	$ 19,660	$ (2,837)

MONTGOMERY COUNTY, TEXAS

SCHEDULE OF REVENUES, EXPENDITURES, AND CHANGES IN FUND BALANCE
BUDGET (GAAP BASIS) AND ACTUAL
213 - COURT REPORTER SERVICE FUND

FOR THE YEAR ENDED SEPTEMBER 30, 2022

	Original Budget	Final Budget	Actual	Variance with Final Budget
REVENUES				
Fees and charges for services	$ 230,132	$ 230,132	$ 234,228	$ 4,096
Total revenues	230,132	230,132	234,228	4,096
EXPENDITURES				
Legal and judicial:				
Salary	85,000	85,000	85,000	-
Benefits	16,932	17,162	17,162	-
Operations	128,200	128,249	83,786	44,463
Capital	-	-	1,050	(1,050)
Total expenditures	230,132	230,411	186,998	43,413
NET CHANGE IN FUND BALANCES	-	(279)	47,230	47,509
FUND BALANCES, BEGINNING	318,812	318,812	318,812	-
FUND BALANCES, ENDING	$ 318,812	$ 318,533	$ 366,042	$ 47,509

MONTGOMERY COUNTY, TEXAS

SCHEDULE OF REVENUES, EXPENDITURES, AND CHANGES IN FUND BALANCE
BUDGET (GAAP BASIS) AND ACTUAL
214 - COURTHOUSE SECURITY FUND

FOR THE YEAR ENDED SEPTEMBER 30, 2022

	Original Budget	Final Budget	Actual	Variance with Final Budget
REVENUES				
Fees and charges for services	$ 275,000	$ 315,000	$ 376,157	$ 61,157
Total revenues	275,000	315,000	376,157	61,157
EXPENDITURES				
Law enforcement and corrections:				
Operations	275,000	315,000	304,554	10,446
Total expenditures	275,000	315,000	304,554	10,446
NET CHANGE IN FUND BALANCES	-	-	71,603	71,603
FUND BALANCES, BEGINNING	70,096	70,096	70,096	-
FUND BALANCES, ENDING	$ 70,096	$ 70,096	$ 141,699	$ 71,603

MONTGOMERY COUNTY, TEXAS

SCHEDULE OF REVENUES, EXPENDITURES, AND CHANGES IN FUND BALANCE
BUDGET (GAAP BASIS) AND ACTUAL
215 - JUSTICE COURT BUILDING SECURITY FUND

FOR THE YEAR ENDED SEPTEMBER 30, 2022

	Original Budget	Final Budget	Actual	Variance with Final Budget
REVENUES				
Fees and charges for services	$ 106,030	$ 106,030	$ 129,902	$ 23,872
Total revenues	106,030	106,030	129,902	23,872
EXPENDITURES				
Law enforcement and corrections:				
Salary	76,057	76,057	70,044	6,013
Benefits	29,973	29,973	26,105	3,868
Total expenditures	106,030	106,030	96,149	9,881
NET CHANGE IN FUND BALANCES	-	-	33,753	33,753
FUND BALANCES, BEGINNING	379,904	379,904	379,904	-
FUND BALANCES, ENDING	$ 379,904	$ 379,904	$ 413,657	$ 33,753

MONTGOMERY COUNTY, TEXAS

SCHEDULE OF REVENUES, EXPENDITURES, AND CHANGES IN FUND BALANCE
BUDGET (GAAP BASIS) AND ACTUAL
216 - JUSTICE COURT TECHNOLOGY FUND

FOR THE YEAR ENDED SEPTEMBER 30, 2022

	Original Budget	Final Budget	Actual	Variance with Final Budget
REVENUES				
Fees and charges for services	$ 65,204	$ 102,804	$ 106,074	$ 3,270
Total revenues	65,204	102,804	106,074	3,270
EXPENDITURES				
Law enforcement and corrections:				
Operations	65,204	365,271	203,971	161,300
Capital	-	6,500	7,864	(1,364)
Total expenditures	65,204	371,771	211,835	159,936
NET CHANGE IN FUND BALANCES	-	(268,967)	(105,761)	163,206
FUND BALANCES, BEGINNING	580,519	580,519	580,519	-
FUND BALANCES, ENDING	$ 580,519	$ 311,552	$ 474,758	$ 163,206

MONTGOMERY COUNTY, TEXAS

SCHEDULE OF REVENUES, EXPENDITURES, AND CHANGES IN FUND BALANCE
BUDGET (GAAP BASIS) AND ACTUAL
217 - JUVENILE CASE MANAGER FUND

FOR THE YEAR ENDED SEPTEMBER 30, 2022

	Original Budget	Final Budget	Actual	Variance with Final Budget
REVENUES				
Fees and charges for services	$ 336,316	$ 336,316	$ 11,295	$ (325,021)
Total revenues	336,316	336,316	11,295	(325,021)
EXPENDITURES				
Law enforcement and corrections:				
Salary	218,644	218,644	216,643	2,001
Benefits	117,668	117,668	113,551	4,117
Total expenditures	336,312	336,312	330,194	6,118
EXCESS (DEFICIENCY) REVENUES OVER EXPENDITURES	4	4	(318,899)	(318,903)
OTHER FINANCING SOURCES				
Transfers in	-	-	300,000	300,000
Total other financing sources	-	-	300,000	300,000
NET CHANGE IN FUND BALANCES	4	4	(18,899)	(18,903)
FUND BALANCES, BEGINNING	19,999	19,999	19,999	-
FUND BALANCES, ENDING	$ 20,003	$ 20,003	$ 1,100	$ (18,903)

MONTGOMERY COUNTY, TEXAS

SCHEDULE OF REVENUES, EXPENDITURES, AND CHANGES IN FUND BALANCE
BUDGET (GAAP BASIS) AND ACTUAL
218 - VITAL RECORDS PRESERVATION FUND

FOR THE YEAR ENDED SEPTEMBER 30, 2022

	Original Budget	Final Budget	Actual	Variance with Final Budget
REVENUES				
Fees and charges for services	$ 17,100	$ 17,100	$ 27,483	$ 10,383
Total revenues	17,100	17,100	27,483	10,383
EXPENDITURES				
General government:				
Operations	17,100	17,100	10,474	6,626
Total expenditures	17,100	17,100	10,474	6,626
NET CHANGE IN FUND BALANCES	-	-	17,009	17,009
FUND BALANCES, BEGINNING	61,639	61,639	61,639	-
FUND BALANCES, ENDING	$ 61,639	$ 61,639	$ 78,648	$ 17,009

MONTGOMERY COUNTY, TEXAS

SCHEDULE OF REVENUES, EXPENDITURES, AND CHANGES IN FUND BALANCE
BUDGET (GAAP BASIS) AND ACTUAL
219 - CONTRACT ELECTIONS SERVICE FUND

FOR THE YEAR ENDED SEPTEMBER 30, 2022

	Original Budget	Final Budget	Actual	Variance with Final Budget
REVENUES				
Contract reimbursement	-	-	1,407,759	1,407,759
Investment earnings	-	-	21,446	21,446
Total revenues	-	-	1,429,205	1,429,205
EXPENDITURES				
General government:				
Salary	-	-	1,164,851	(1,164,851)
Benefits	-	-	222,699	(222,699)
Operations	-	-	760,274	(760,274)
Total expenditures	-	-	2,147,824	(2,147,824)
EXCESS (DEFICIENCY) REVENUES OVER EXPENDITURES	-	-	(718,619)	(718,619)
OTHER FINANCING SOURCES				
Sale of capital assets	-	-	819	819
Total other financing sources	-	-	819	819
NET CHANGE IN FUND BALANCES	-	-	(717,800)	(717,800)
FUND BALANCES, BEGINNING	53,327	53,327	53,327	-
FUND BALANCES, ENDING	$ 53,327	$ 53,327	$ (664,473)	$ (717,800)

MONTGOMERY COUNTY, TEXAS

SCHEDULE OF REVENUES, EXPENDITURES, AND CHANGES IN FUND BALANCE
BUDGET (GAAP BASIS) AND ACTUAL
221 - HAVA GRANT FUND

FOR THE YEAR ENDED SEPTEMBER 30, 2022

	Original Budget	Final Budget	Actual	Variance with Final Budget
REVENUES				
Intergovernmental	$ -	$ -	$ 29,781	$ 29,781
Total revenues	-	-	29,781	29,781
EXPENDITURES				
General government:				
Operations	-	-	576	(576)
Capital	-	-	29,781	(29,781)
Total expenditures	-	-	30,357	(30,357)
NET CHANGE IN FUND BALANCES	-	-	(576)	(576)
FUND BALANCES, BEGINNING	314,223	314,223	314,223	-
FUND BALANCES, ENDING	$ 314,223	$ 314,223	$ 313,647	$ (576)

MONTGOMERY COUNTY, TEXAS

SCHEDULE OF REVENUES, EXPENDITURES, AND CHANGES IN FUND BALANCE
BUDGET (GAAP BASIS) AND ACTUAL
222 - JOE CORLEY PASS THROUGH FUND

FOR THE YEAR ENDED SEPTEMBER 30, 2022

	Original Budget	Final Budget	Actual	Variance with Final Budget
REVENUES				
Inmate housing	$ 24,000,000	$ 33,940,900	$ 33,940,900	$ -
Total revenues	24,000,000	33,940,900	33,940,900	-
EXPENDITURES				
Law enforcement and corrections:				
Operations	24,000,000	33,940,900	33,940,900	-
Total expenditures	24,000,000	33,940,900	33,940,900	-
NET CHANGE IN FUND BALANCES	-	-	-	-
FUND BALANCES, BEGINNING	-	-	-	-
FUND BALANCES, ENDING	$ -	$ -	$ -	$ -

MONTGOMERY COUNTY, TEXAS

SCHEDULE OF REVENUES, EXPENDITURES, AND CHANGES IN FUND BALANCE
BUDGET (GAAP BASIS) AND ACTUAL
224 - COURT FACILITY FUND

FOR THE YEAR ENDED SEPTEMBER 30, 2022

	Original Budget	Final Budget	Actual	Variance with Final Budget
REVENUES				
Fees and charges for services	$ -	$ 42,425	$ 148,232	$ 105,807
Total revenues	-	42,425	148,232	105,807
EXPENDITURES				
Legal and judicial:				
Capital	-	21,250	8,825	12,425
Total expenditures	-	21,250	8,825	12,425
NET CHANGE IN FUND BALANCES	-	21,175	139,407	118,232
FUND BALANCES, BEGINNING	-	-	-	-
FUND BALANCES, ENDING	$ -	$ 21,175	$ 139,407	$ 118,232

MONTGOMERY COUNTY, TEXAS

SCHEDULE OF REVENUES, EXPENDITURES, AND CHANGES IN FUND BALANCE
BUDGET (GAAP BASIS) AND ACTUAL
225 - LANGUAGE ACCESS FUND

FOR THE YEAR ENDED SEPTEMBER 30, 2022

	Original Budget	Final Budget	Actual	Variance with Final Budget
REVENUES				
Fees and charges for services	$ -	$ -	$ 47,054	$ 47,054
Total revenues	-	-	47,054	47,054
EXPENDITURES	-	-	-	-
NET CHANGE IN FUND BALANCES	-	-	47,054	47,054
FUND BALANCES, BEGINNING	-	-	-	-
FUND BALANCES, ENDING	$ -	$ -	$ 47,054	$ 47,054

NONMAJOR CAPITAL PROJECT FUNDS

Local Capital Projects 400 - to account for various county-wide projects, including Sheriff's office remodel and fleet operations as well as a Medical Examiner's office.

Revenue toll Bonds Series 2010 401 - to account for County's issuance of $31,390,000 in bonds that are being used to finance improvements to four specific state-owned roads as well as direct connectors to two additional roads of the state highway system. The County has entered into a "pass-through toll agreement" with the State of Texas for improvements by the County to roads owned by the State.

Certificates of Obligation Series 2012 402 - to account for the remodel of an existing building to house the future Montgomery County Forensic Center. Other projects include airport improvements as well as various building remodels.

Road Bonds Series 2016 404 - to account for the County's issuance of $60,000,000 in bonds that are being used to finance road improvements throughout the County.

Road Bonds Series 2016A 405 - to account for the County's issuance of $73,725,000 in bonds that are being used to finance road improvements throughout the County.

Road Bonds Series 2018 406 - to account for the County's issuance of $45,670,000 in bonds that are being used to finance road improvements throughout the County.

Sheriff Projects 408 - to account for a portion of funds generated by the sale of the Joe Corley Facility. The Commissioner's intent is to use the funds for improvements to the existing jail facility or to build a new facility.

MONTGOMERY COUNTY, TEXAS

COMBINING BALANCE SHEET
NONMAJOR CAPITAL PROJECT FUNDS

SEPTEMBER 30, 2022

	Local Capital Projects 400	Revenue Toll Bonds Series 2010 401	Certificates of Obligation Series 2012 402
ASSETS			
Cash	$ -	$ 2,688,850	$ 1,866
Investments	-	2,751,354	-
Due from other funds	10,175,424	7,308	-
Total assets	10,175,424	5,447,512	1,866
LIABILITIES			
Due to other funds	-	-	-
Total liabilities	-	-	-
FUND BALANCES			
Restricted	-	5,447,512	1,866
Committed	10,175,424	-	-
Total fund balances	10,175,424	5,447,512	1,866
Total liabilities and fund balances	$ 10,175,424	$ 5,447,512	$ 1,866

Road Bonds 2016 404	Road Bonds 2016A 405	Road Bonds 2018 406	Sheriff Projects 408	Totals
$ 9,547	$ 11,477	$ 19,806	$ -	$ 2,731,546
-	-	-	-	2,751,354
-	-	-	2,554,191	12,736,923
9,547	11,477	19,806	2,554,191	18,219,823
-	-	-	-	-
-	-	-	-	-
9,547	11,477	19,806	-	5,490,208
-	-	-	2,554,191	12,729,615
9,547	11,477	19,806	2,554,191	18,219,823
$ 9,547	$ 11,477	$ 19,806	$ 2,554,191	$ 18,219,823

MONTGOMERY COUNTY, TEXAS

COMBINING STATEMENT OF REVENUES, EXPENDITURES, AND CHANGES IN FUND BALANCES
NONMAJOR CAPITAL PROJECT FUNDS

FOR THE YEAR ENDED SEPTEMBER 30, 2022

	Local Capital Projects 400	Revenue Toll Bonds Series 2010 401	Certificates of Obligation Series 2012 402
REVENUES			
Investment earnings	$ -	$ 55,172	$ 3,848
Miscellaneous	-	-	-
Total revenues	-	55,172	3,848
EXPENDITURES			
Operations	-	-	-
Capital	19,730,903	-	485,335
Debt service:			
Principal retirement	2,399,389	-	-
Interest and fiscal charges	115,590	-	-
Total expenditures	22,245,882	-	485,335
EXCESS (DEFICIENCY) REVENUES OVER EXPENDITURES	(22,245,882)	55,172	(481,487)
OTHER FINANCING SOURCES (USES)			
Transfers in	1,039,534	-	-
Transfers out	(976,154)	-	-
Total other financing sources (uses)	63,380	-	-
NET CHANGE IN FUND BALANCES	(22,182,502)	55,172	(481,487)
FUND BALANCES, BEGINNING	32,357,926	5,392,340	483,353
FUND BALANCES, ENDING	$ 10,175,424	$ 5,447,512	$ 1,866

Road Bonds 2016 404	Road Bonds 2016A 405	Road Bonds 2018 406	Sheriff Projects 408	Totals
$ 4,836	$ 39,825	$ 81,870	$ -	$ 185,551
-	-	-	23,544	23,544
4,836	39,825	81,870	23,544	209,095
9,416	1,752,820	2,495,234	-	4,257,470
18,137	871,851	3,166,890	6,952,262	31,225,378
-	-	-	-	2,399,389
-	-	-	-	115,590
27,553	2,624,671	5,662,124	6,952,262	37,997,827
(22,717)	(2,584,846)	(5,580,254)	(6,928,718)	(37,788,732)
-	-	-	-	1,039,534
-	-	-	-	(976,154)
-	-	-	-	63,380
(22,717)	(2,584,846)	(5,580,254)	(6,928,718)	(37,725,352)
32,264	2,596,323	5,600,060	9,482,909	55,945,175
$ 9,547	$ 11,477	$ 19,806	$ 2,554,191	$ 18,219,823

DEBT SERVICE FUND

Montgomery County Debt Service Fund 300 - to account for the receipt and disbursement of funds to retire debt resulting from the issuance of general obligation bonds and certificates of obligation. Financing is provided by a specific annual property tax levy, and the investment interest earned thereon.

MONTGOMERY COUNTY, TEXAS

EXHIBIT E-1

SCHEDULE OF REVENUES, EXPENDITURES, AND CHANGES IN FUND BALANCE
BUDGET (GAAP BASIS) AND ACTUAL
300 - DEBT SERVICE FUND

FOR THE YEAR ENDED SEPTEMBER 30, 2022

	Original Budget	Final Budget	Actual	Variance with Final Budget
REVENUES				
Taxes	$ 41,255,587	$ 41,255,587	$ 41,155,941	$ (99,646)
Intergovernmental	2,015,460	2,015,460	401,547	(1,613,913)
Investment earnings	-	-	41,348	41,348
Total revenues	43,271,047	43,271,047	41,598,836	(1,672,211)
EXPENDITURES				
Debt service:				
Principal retirement	20,970,000	20,970,000	20,970,000	-
Interest and fiscal charges	22,301,047	22,212,673	22,207,530	5,143
Issuance costs	-	94,742	105,492	(10,750)
Total expenditures	43,271,047	43,277,415	43,283,022	(5,607)
Excess (deficiency) revenues over (Under) expenditures	-	(6,368)	(1,684,186)	(1,677,818)
OTHER FINANCING SOURCES (USES)				
Transfers in	-	-	1,225,132	1,225,132
Issuance of refunding bonds	-	8,430,000	8,430,000	-
Premium on refunding bonds issued	-	1,732,781	1,732,781	-
Payment to escrow agent	-	(10,156,413)	(10,156,413)	-
Total other financing sources (uses)	-	6,368	1,231,500	1,225,132
NET CHANGE IN FUND BALANCES	-	-	(452,686)	(452,686)
FUND BALANCES, BEGINNING	13,820,098	13,820,098	13,820,098	-
FUND BALANCES, ENDING	$ 13,820,098	$ 13,820,098	$ 13,367,412	$ (452,686)

INTERNAL SERVICE FUNDS

Self-Insurance Medical Fund 500 - to account for the health benefits provided to County employees, retirees, and their dependents. Contributions to the fund are made as charges to the department for all fulltime employees and contributions from employees and retirees.

Self-Insurance Workers' Compensation Fund 501 - to account for employer contributions set aside to cover claims from an on-the-job injury sustained by a County employee.

Self-Insurance Accident and Liability Fund 502 - to account for the receipt of insurance premiums from other funds as well as expenses for claims of the County's accident and liability program.

MONTGOMERY COUNTY, TEXAS **EXHIBIT F-1**

COMBINING STATEMENT OF NET POSITION
INTERNAL SERVICE FUNDS

SEPTEMBER 30, 2022

	Self-Insurance Medical 500	Self-Insurance Workers' Compensation 501	Self-Insurance Accident and Liability 502	Total
ASSETS				
Current assets:				
Cash and cash equivalents	$ 2,980,178	$ 111,170	$ 183,554	$ 3,274,902
Receivables:				
Accounts (net)	-	551,849	8,700	560,549
Due from other funds	6,296,753	4,768,798	1,048,332	12,113,883
Prepaid items	544,325	107,814	498,811	1,150,950
Total current assets	9,821,256	5,539,631	1,739,397	17,100,284
Capital assets:				
Buildings	951,264	-	-	951,264
Improvements	2,394	-	-	2,394
Equipment	70,356	26,012	-	96,368
Less: accumulated depreciation	(280,521)	(26,012)	-	(306,533)
Total capital assets	743,493	-	-	743,493
Total assets	10,564,749	5,539,631	1,739,397	17,843,777
LIABILITIES				
Current liabilities:				
Claims payable	2,429,801	516,313	170,304	3,116,418
Litigation payable	-	-	600,000	600,000
Total current liabilities	2,429,801	516,313	770,304	3,716,418
Current liabilities:				
Claims payable	7,289,402	1,548,940	510,913	9,349,255
Total noncurrent liabilities	7,289,402	1,548,940	510,913	9,349,255
Total liabilities	9,719,203	2,065,253	1,281,217	13,065,673
NET POSITION				
Net investment in capital assets	743,493	-	-	743,493
Unrestricted	102,053	3,474,378	458,180	4,034,611
Total Net Position	$ 845,546	$ 3,474,378	$ 458,180	$ 4,778,104

COMBINING STATEMENT OF REVENUES, EXPENSES, AND CHANGES IN NET POSITION
INTERNAL SERVICE FUNDS

FOR THE YEAR ENDED SEPTEMBER 30, 2022

	Self-Insurance Medical 500	Self-Insurance Workers' Compensation 501	Self-Insurance Accident and Liability 502	Total
OPERATING REVENUES				
Fees and charges for services	$ 45,839,362	$ 1,696,617	$ 2,198,891	$ 49,734,870
Miscellaneous	-	-	47,903	47,903
Total operating revenues	45,839,362	1,696,617	2,246,794	49,782,773
OPERATING EXPENSES				
Claims	49,464,761	1,408,814	-	50,873,575
Administrative	6,222,825	372,416	986,821	7,582,062
Miscellaneous	1,882	-	248,785	250,667
Depreciation	25,163	-	-	25,163
Total operating expenses	55,714,631	1,781,230	1,235,606	58,731,467
OPERATING INCOME/(LOSS)	(9,875,269)	(84,613)	1,011,188	(8,948,694)
TRANSFERS IN	3,000,000	-	-	3,000,000
CHANGE IN NET POSITION	(6,875,269)	(84,613)	1,011,188	(5,948,694)
TOTAL NET POSITION, BEGINNING	7,720,815	3,558,991	(553,008)	10,726,798
TOTAL NET POSITION, ENDING	$ 845,546	$ 3,474,378	$ 458,180	$ 4,778,104

COMBINING STATEMENT OF CASH FLOWS
INTERNAL SERVICE FUNDS

FOR THE YEAR ENDED SEPTEMBER 30, 2022

	Self-Insurance Medical 500	Self-Insurance Workers' Compensation 501	Self-Insurance Accident and Liability 502	Total
Cash flows from operating activities:				
Receipts from customers	$ 45,839,362	$ 1,403,639	$ 2,190,191	$ 49,433,192
Miscellaneous receipts	-	-	47,903	47,903
Payments to vendors	(6,224,707)	(372,416)	(1,235,606)	(7,832,729)
Benefits paid	(46,387,093)	(1,379,504)	(3,158,271)	(50,924,868)
Net cash used by financing activities	(6,772,438)	(348,281)	(2,155,783)	(9,276,502)
Cash flows from noncapital financing activities:				
Cash paid from other funds	2,228,166	372,596	2,260,978	4,861,740
Net cash provided by financing activities	2,228,166	372,596	2,260,978	4,861,740
Net increase (decrease) in cash and cash equivalents	(4,544,272)	24,315	105,195	(4,414,762)
Cash and equivalents - beginning	7,524,450	86,855	78,359	7,689,664
Cash and equivalents - ending	2,980,178	111,170	183,554	3,274,902
Reconciliation of operating income (loss) to net cash provided (used) in operating activities:				
Operating income (loss)	(9,875,269)	(84,613)	1,011,188	(8,948,694)
Adjustments to reconcile operating income (loss) net cash provided (used) by operating activities:				
Depreciation expense	25,163	-	-	25,163
(Increase) decrease in:				
Prepaid item	5,041,805	(6,352)	118,855	5,154,308
Accounts receivable	-	(292,978)	(8,700)	(301,678)
Increase (decrease) in:				
Accounts payable	(1,776,604)	-	(4,050,000)	(5,826,604)
Litigation payable	-	-	600,000	600,000
Claims payable	(187,533)	35,662	172,874	21,003
Total adjustments	3,102,831	(263,668)	(3,166,971)	(327,808)
Net cash used in operating activities	$ (6,772,438)	$ (348,281)	$ (2,155,783)	$ (9,276,502)

FIDUCIARY FUNDS

County Clerk Registry – to account for registry funds remanded to the custody of the County Clerk until a court order determines their disposition.

District Clerk Registry – to account for registry funds remanded to the custody of the District Clerk until a court order determines their disposition.

Adult Probation – to account for the receipt and disbursement of funds received directly related to Adult Probation.

County Clerk Fees – to account for receipts and disbursement of funds received for misdemeanor court fees.

County Clerk Cash Bond – to account for funds held according to statutes in cases where cash bonds are ordered to be held. Funds are disbursed by order of the court.

County Clerk Escrow – to account for receipts and disbursements of funds received on account for recording documents and copies of records.

County Attorney Worthless Checks – to account for receipts and disbursement for fees and restitution for payment of worthless checks.

District Attorney Pending Disbursement – to account for funds either forfeited or from the sale of forfeited items. Funds are disbursed per a local agreement or returned to the original party.

District Clerk Fees – to account for the receipt and disbursement of court costs and filing fees on civil, family and criminal cases.

Justice of the Peace Credit Card – to account for credit card receipts received by Justice of the Peace.

Sheriff Inmate Trust – to account for county jail inmates' monies until they request payment or monies are returned to them upon their release.

Sheriff Bail Bond Trust – to account for monies received by the Sheriff's office for Cash Bonds.

Sheriff Crime Lab – to account for monies found at a crime scene and held until disposition of case.

Treasurer Fund – to account for monies received by the County Treasurer for collection of fees until their distribution.

Treasurer State Fees – to account for monies received by the County Treasurer for disbursement to the State of Texas or other entities.

Treasurer Unclaimed Property – to account for unclaimed property valued at less than one hundred dollars and presumed abandoned as defined by Chapters 72 and 75 of the Texas Property Code.

Tax Assessor Motor Vehicle – to account for motor vehicle payments collected by the County Tax Assessor-Collector for the State Comptroller and Texas Department of Motor Vehicles until their distribution.

Tax Assessor Property Tax – to account for property tax payments collected by the County Tax Assessor-Collector for other entities until their distribution.

Tax Assessor Escrow – to account for monies received by the County Tax Assessor-Collector for tax payments on special inventory items until their distribution.

Tax Assessor Rendition– to account for monies received by the County Tax Assessor-Collector for tax payments on personal property that is used for the production of income.

MONTGOMERY COUNTY, TEXAS

COMBINING STATEMENT OF FIDUCIARY NET POSITION
ALL FIDUCIARY FUNDS

SEPTEMBER 30, 2022

	Investment Trust Funds			Custodial Funds	
	County Clerk Registry	Districk Clerk Registry	Total Investment Trust Funds	Adult Probation	County Clerk Court Fees
ASSETS					
Cash and cash equivalents	$ 1,246,922	$ 11,290,627	$ 12,537,549	$ 1,612,991	$ 37,171
Taxes receivable	-	-	-	-	-
Total assets	1,246,922	11,290,627	12,537,549	1,612,991	37,171
LIABILITIES					
Accounts Payable	-	-	-	-	32,859
Due to other entities	-	-	-	-	4,312
Total liabilities	-	-	-	-	37,171
NET POSITION					
Restricted for:					
Pool participants	1,246,922	11,290,627	12,537,549	-	-
Individuals and organizations	-	-	-	1,612,991	-
Total net position	$ 1,246,922	$ 11,290,627	$ 12,537,549	$ 1,612,991	$ -

Custodial Funds						
County Clerk Cash Bond	County Clerk Escrow	County Attorney Worthless Checks	District Attorney Pending Disbursement	Districk Clerk Fees	Justice of the Peace Credit Card	Sheriff Inmate Trust
$ 806,757	$ 152,027	$ 57,160	$ 126,946	$ 42,195	$ 25,862	$ 277,829
-	-	-	-	-	-	-
806,757	152,027	57,160	126,946	42,195	25,862	277,829
-	108,909	57,160	126,946	38,306	25,862	277,829
-	43,118	-	-	3,889	-	-
-	152,027	57,160	126,946	42,195	25,862	277,829
-	-	-	-	-	-	-
806,757	-	-	-	-	-	-
$ 806,757	$ -	$ -	$ -	$ -	$ -	$ -

MONTGOMERY COUNTY, TEXAS

COMBINING STATEMENT OF FIDUCIARY NET POSITION
ALL FIDUCIARY FUNDS

SEPTEMBER 30, 2022

	Custodial Funds				
	Sheriff Bail Bond Trust	Sheriff Crime Lab	Treasurer Fund	Treasurer State fees	Treasurer Unclaimed Property
ASSETS					
Cash and cash equivalents	$ 160,001	$ 114,098	$ 432,406	$ 759,211	$ 16,474
Taxes receivable	-	-	33,888	-	-
Total assets	160,001	114,098	466,294	759,211	16,474
LIABILITIES					
Accounts Payable	-	-	52,276	-	-
Due to other entities	-	-	414,018	759,211	-
Total liabilities	-	-	466,294	759,211	-
NET POSITION					
Restricted for:					
Pool participants	-	-	-	-	-
Individuals and organizations	160,001	114,098	-	-	16,474
Total net position	$ 160,001	$ 114,098	$ -	$ -	$ 16,474

Custodial Funds					
Tax Assessor Motor Vehicle	Tax Assessor Property Tax	Tax Assessor Escrow	Tax Assessor Rendition	Total Custodial Funds	Total Fiduciary Funds
$ 876,491	$ 2,715,976	$ 537,464	$ 208,801	$ 8,959,860	$ 21,497,409
-	-	-	-	33,888	33,888
876,491	2,715,976	537,464	208,801	8,993,748	21,531,297
876,491	-	537,464	$ 208,801	2,342,903	2,342,903
-	-	-	-	1,224,548	1,224,548
876,491	-	537,464	208,801	3,567,451	3,567,451
-	-	-	-	-	12,537,549
-	2,715,976	-	-	5,426,297	5,426,297
$ -	$ 2,715,976	$ -	$ -	$ 5,426,297	$ 17,963,846

MONTGOMERY COUNTY, TEXAS

COMBINING STATEMENT OF CHANGES IN FIDUCIARY NET POSITION
ALL FIDUCIARY FUNDS

FOR THE YEAR ENDED SEPTEMBER 30, 2022

	Investment Trust Funds			Custodial Funds	
	County Clerk Registry	Districk Clerk Registry	Total Investment Trust Funds	Adult Probation	County Clerk Court Fees
ADDITIONS					
Fees	$ -	$ -	$ -	$ 4,560,624	$ -
Pending Seizures	-	-	-	-	-
Deposits Held	818,788	18,736,091	19,554,879	427,705	2,779,287
Tax revenues	-	-	-	-	-
Taxes collected on behalf of taxing entities	-	-	-	-	-
Interest income	-	-	-	12,432	1,009
Probation revenues	-	-	-	4,571	-
Total increases	818,788	18,736,091	19,554,879	5,005,332	2,780,296
DEDUCTIONS					
Bonds refunded	24,510	-	24,510	-	-
Collections distributed	19,023	919,677	938,700	4,219,652	2,780,296
Cases disposed	-	-	-	-	-
Disbursements to beneficiaries	645,611	14,975,878	15,621,489	233,019	-
Taxes disbursed to taxing entities	-	-	-	-	-
Operational expenses	-	-	-	400,124	-
Total decreases	689,144	15,895,555	16,584,699	4,852,795	2,780,296
Net increase (decrease) in fiduciary net position	129,644	2,840,536	2,970,180	152,537	-
Net position - beginning	1,117,278	8,450,091	9,567,369	1,460,454	-
Net position - ending	$ 1,246,922	$ 11,290,627	$ 12,537,549	$ 1,612,991	$ -

Custodial Funds						
County Clerk Cash Bond	County Clerk Escrow	County Attorney Worthless Checks	District Attorney Pending Disbursement	Districk Clerk Fees	Justice of the Peace Credit Card	Sheriff Inmate Trust
$ -	$ 4,588,644	$ -	$ -	$ 4,656,647	$ 964,795	$ -
-	-	-	2,420,430	-	-	-
781,334	-	-	-	-	-	3,496,207
-	-	-	-	-	-	-
-	-	-	-	-	-	-
-	-	548	-	3,609	-	-
-	-	-	-	-	-	-
781,334	4,588,644	548	2,420,430	4,660,256	964,795	3,496,207
-	-	-	-	-	-	-
22,299	4,588,644	148	-	4,660,256	964,795	-
-	-	-	2,420,430	-	-	-
513,495	-		-	-	-	3,496,207
-	-	-	-	-	-	-
-	-	400	-	-	-	-
535,794	4,588,644	548	2,420,430	4,660,256	964,795	3,496,207
245,540	-	-	-	-	-	-
561,217	-	-	-	-	-	-
$ 806,757	$ -	$ -	$ -	$ -	$ -	$ -

MONTGOMERY COUNTY, TEXAS

COMBINING STATEMENT OF CHANGES IN DICUCIARY NET POSITION
ALL FIDUCIARY FUNDS

FOR THE YEAR ENDED SEPTEMBER 30, 2022

Custodial Funds					
Sheriff Bail Bond Trust	Sheriff Crime Lab	Treasurer Fund	Treasurer State fees	Treasurer Unclaimed Property	Tax Assessor Motor Vehicle
$ -	$ -	$ 21,645,612	$ 5,191,028	$ -	$ 190,110,957
-	-	-	-	-	-
698,250	74,979	-		3,325	-
-	-	-	-	-	-
-	-	-	-	-	-
-	-	-		-	-
-	-	-	-	-	-
698,250	74,979	21,645,612	5,191,028	3,325	190,110,957
-	-	-	-	-	-
647,050	21,643	21,645,612	5,191,028	54,886	190,110,957
-	-	-	-	-	-
10,050	22,490	-		150	-
-	-	-		-	-
-	-	-	-	-	-
657,100	44,133	21,645,612	5,191,028	55,036	190,110,957
41,150	30,846	-	-	(51,711)	-
118,851	83,252	-	-	68,185	-
$ 160,001	$ 114,098	$ -	$ -	$ 16,474	$ -

	Custodial Funds				
Tax Assessor Property Tax	Tax Assessor Escrow	Tax Assessor Rendition	Total Custodial Funds	Total Fiduciary Funds
$ 600,763,901	$ 596,464	$ 90,611	$ 833,169,283	$ 833,169,283
-	-	-	2,420,430	2,420,430
-	-	-	8,261,087	27,815,966
4,128,362	-	-	4,128,362	4,128,362
2,051,853,061	1,056,295	-	2,052,909,356	2,052,909,356
23,690	2,184	1,282.00	44,754	44,754
-	-	-	4,571	4,571
2,656,769,014	1,654,943	91,893	2,900,937,843	2,920,492,722
-	-	-	-	24,510
723,600,870		91,893	958,600,029	959,538,729
-	-	-	2,420,430	2,420,430
-	-	-	4,275,411	19,896,900
1,933,180,388	1,654,943	-	1,934,835,331	1,934,835,331
-	-	-	400,524	400,524
2,656,781,258	1,654,943	91,893	2,900,531,725	2,917,116,424
(12,244)	-	-	406,118	3,376,298
2,728,220	-	-	5,020,179	14,587,548
$ 2,715,976	$ -	$ -	$ 5,426,297	$ 17,963,846

THIS PAGE LEFT BLANK INTENTIONALLY

STATISTICAL SECTION

STATISTICAL SECTION
(unaudited)

This part of Montgomery County's annual comprehensive financial report presents detailed information as a context for understanding what the information in the financial statements, note disclosures, and additional supplementary information says about the County's overall financial health.

Contents	Table
Financial Trends - These schedules contain trend information to help the reader understand how the County's financial performance and well-being have changed over time.	I, II, III, IV
Revenue Capacity - These schedules contain information to help the reader assess the County's most significant local revenue source, the property tax.	V, VI, VII, VIII
Debt Capacity - These schedules present information to help the reader assess the affordability of the County's current levels of outstanding debt and the County's ability to issue additional debt in the future.	IX, X, XI, XII, XIII
Economic and Demographic Indicators - These schedules offer economic and demographic indicators to help the reader understand the environment within which the County's financial activities take place.	XIV, XV
Operating Information - These schedules contain service and infrastructure, along with capital asset data to help the reader understand how the information in the County's financial report relates to the services the County provides.	XVI, XVII, XVIII, XIX, XX, XXI

Sources: Unless otherwise noted, the information in these schedules is derived from the annual comprehensive financial reports for the relevant year. Schedules presenting government-wide information include information beginning in that year.

FINANCIAL TRENDS

MONTGOMERY COUNTY, TEXAS

Net Position by Component

Last Ten Fiscal Years
(accrual basis of accounting)

	2013	2014	2015	2016
Governmental activities				
Net investment in capital assets	$ 364,555,659	$ 266,597,783	$ 314,750,807	$ 386,697,807
Restricted	61,986,405	71,863,955	54,197,228	63,131,106
Unrestricted	(37,107,523)	59,772,088	90,395,375	70,203,109
Total Governmental activities net position	389,434,541	398,233,826	459,343,410	520,032,022
Business -type activities				
Net investment in capital assets	-	-	45,949,353	60,315,827
Unrestricted	-	-	(1,064,882)	(4,635,780)
Total business-type activities net position	-	-	44,884,471	55,680,047
Primary government				
Net investment in capital assets	364,555,659	266,597,783	360,700,160	447,013,634
Restricted	61,986,405	71,863,955	54,197,228	63,131,106
Unrestricted	(37,107,523)	59,772,088	89,330,493	65,567,329
Total primary government net position	$ 389,434,541	$ 398,233,826	$ 504,227,881	$ 575,712,069

Note: Accounting standards require that net position be reported in 3 components in the financial statements: Net Investment in Capital Assets; Restricted; and Unrestricted. Net position is considered restricted when (1) an external party, such as the state or federal government, places a restriction on how the resources may be used, or (2) enabling legislation is enacted.

TABLE I

2017	2018	2019	2020	2021	2022
$ 452,183,891	$ 559,976,686	$ 495,582,352	$ 577,556,834	$ 583,889,669	$ 628,629,683
73,859,730	72,875,709	47,671,390	40,148,718	53,879,775	44,887,238
41,952,110	(135,469,650)	(31,485,989)	(55,006,560)	(60,001,811)	(85,845,100)
567,995,731	497,382,745	511,767,753	562,698,992	577,767,633	587,671,821
62,599,944	44,945,936	39,385,042	3,651,930	(8,687,077)	(12,382,813)
(5,928,310)	2,992,728	(781,011)	(630,083)	10,668,480	18,541,057
56,671,634	47,938,664	38,604,031	3,021,847	1,981,403	6,158,244
514,783,835	604,922,622	534,967,394	581,208,764	574,290,368	615,334,646
73,859,730	72,875,709	47,671,390	39,518,635	53,879,775	44,887,238
36,023,800	(132,476,922)	(32,267,000)	(51,984,713)	(48,421,107)	(66,391,819)
$ 624,667,365	$ 545,321,409	$ 550,371,784	$ 568,742,686	$ 579,749,036	$ 593,830,065

MONTGOMERY COUNTY, TEXAS

Changes in Net Position

Last Ten Fiscal Years
(accrual basis of accounting)

	2013	2014	2015	2016
Expenses				
Governmental Activities:				
General Administration	$ 49,084,269	$ 52,627,252	$ 57,411,391	$ 57,650,555
Judicial	29,981,281	32,077,111	32,772,811	34,705,287
Legal	3,170,292	3,548,986	3,456,782	4,074,382
Elections	2,081,998	2,438,670	2,025,750	2,431,498
Financial Administration	6,748,425	6,813,820	6,885,418	7,545,414
Public Facilities	57,821,137	66,496,215	63,860,067	72,057,612
Public Safety	65,088,893	69,458,813	70,860,690	110,534,947
Health and Welfare	22,722,536	25,315,219	25,349,849	27,909,010
Culture and Recreation	10,121,267	10,285,291	9,949,881	10,445,137
Conservation	1,170,933	748,622	1,279,756	1,480,246
Public Transportation	76,521,763	89,687,467	74,721,871	80,106,170
Debt Service	29,179,720	17,797,503	18,147,345	18,137,058
General Government	-	-	-	-
Financial Administration	-	-	-	-
Health and Human Services	-	-	-	-
Culture and Recreation	-	-	-	-
Law Enforcement and Corrections	-	-	-	-
Legal and Judicial	-	-	-	-
Transportation	-	-	-	-
Interest and Fiscal Charges	-	-	-	-
Total Governmental Activities Expenses	353,692,514	377,294,969	366,721,611	427,077,316
Business-type activities:				
Toll Road	-	-	4,572,677	1,506,873
Total business-type activities expenses	-	-	4,572,677	1,506,873
Total expenses	353,692,514	377,294,969	371,294,288	428,584,189

2017	2018	2019	2020	2021	2022
$ 65,159,730	$ 69,064,470	$ 91,013,764	$ -	$ -	$ -
37,787,341	37,498,575	40,484,282	-	-	-
4,038,642	4,055,102	4,294,105	-	-	-
2,142,405	2,418,834	2,158,108	-	-	-
8,001,174	8,825,650	13,400,718	-	-	-
71,243,441	74,896,281	86,664,558	-	-	-
83,664,853	103,791,920	109,220,683	-	-	-
30,656,288	30,287,821	30,341,024	-	-	-
11,037,207	10,719,438	11,626,582	-	-	-
1,704,745	1,903,911	1,637,399	-	-	-
81,958,847	89,720,534	87,913,321	-	-	-
19,419,455	28,471,590	8,202,241	-	-	-
-	-	-	71,095,578	56,472,280	62,428,086
-	-	-	12,120,208	13,824,548	14,938,386
-	-	-	91,519,021	100,350,590	54,989,968
-	-	-	14,238,359	17,038,107	16,498,100
-	-	-	128,465,299	191,334,228	207,261,356
-	-	-	32,123,928	32,266,182	31,850,290
-	-	-	81,487,052	89,511,711	101,183,154
-	-	-	16,328,138	20,592,102	19,791,635
416,814,128	461,654,126	486,956,785	447,377,583	521,389,748	508,940,975
1,307,118	5,773,776	8,113,188	52,005,679	10,009,249	10,841,535
1,307,118	5,773,776	8,113,188	52,005,679	10,009,249	10,841,535
418,121,246	467,427,902	495,069,973	499,383,262	531,398,997	519,782,510

MONTGOMERY COUNTY, TEXAS

Changes in Net Position

Last Ten Fiscal Years
(accrual basis of accounting)

	2013	2014	2015	2016
Program Revenues				
Governmental Activities:				
Fees, Fines, Forfeitures and Charges for Services				
General Administration	38,371,600	36,601,588	48,745,095	41,420,399
Judicial	7,504,357	8,945,991	13,933,298	14,825,718
Legal	484,413	484,963	437,628	541,310
Elections	182	317	198	144,118
Financial Administration	3,700,987	4,525,655	5,073,087	5,154,306
Public Facilities	30,568,848	34,120,105	28,945,676	34,745,935
Public Safety	14,140,176	15,900,947	4,418,006	21,269,829
Health and Welfare	16,494,475	17,947,526	17,606,018	16,628,893
Culture and Recreation	287,822	309,567	339,773	156,840
Conservation	228,653	216,727	169,779	172,656
Public Transportation	7,538,461	10,634,088	10,721,201	11,921,478
Operating Grants and Contributions	8,669,829	10,302,710	9,562,198	13,138,023
Capital Grants and Contributions	92,305,068	60,564,053	94,908,316	89,527,655
General Government	-	-	-	-
Financial Administration	-	-	-	-
Health and Human Services	-	-	-	-
Culture and Recreation	-	-	-	-
Law Enforcement and Corrections	-	-	-	-
Legal and Judicial	-	-	-	-
Transportation	-	-	-	-
Operating Grants and Contributions	-	-	-	-
Capital Grants and Contributions	-	-	-	-
Total Governmental Activities Program Reve	220,294,871	200,554,237	234,860,273	249,647,160
Business-type activities:				
Toll Road	-	-	49,795,550	12,302,449
Total business-type activities revenues	-	-	49,795,550	12,302,449
Total Revenues	220,294,871	200,554,237	234,860,273	284,655,823
Net (Expense)/Revenue				
Governmental Activities	(133,397,643)	(176,740,732)	(131,861,338)	(177,430,156)
Business-type Activities	-	-	45,222,873	10,795,576
Net (Expense)	(133,397,643)	(176,740,732)	(86,638,465)	(166,634,580)

2017	2018	2019	2020	2021	2022
41,240,937	44,732,374	49,534,765	-	-	-
9,131,103	9,628,757	10,449,839	-	-	-
555,769	606,306	614,110	-	-	-
7,327	204	111	-	-	-
5,385,447	5,664,153	8,136,059	-	-	-
32,057,716	32,319,163	41,586,131	-	-	-
21,919,270	21,723,535	27,405,344	-	-	-
16,300,319	17,565,029	18,136,433	-	-	-
303,209	276,036	238,088	-	-	-
143,524	186,637	164,125	-	-	-
9,451,945	9,912,023	10,567,121	-	-	-
14,153,836	18,248,825	11,580,740	-	-	-
58,853,193	70,300,531	59,283,879	-	-	-
-	-	-	9,121,497	13,134,435	6,148,335
-	-	-	8,109,129	7,123,886	12,685,932
-	-	-	3,055,498	2,756,402	2,224,798
-	-	-	1,522,967	764,986	906,121
-	-	-	54,321,946	57,522,812	67,694,821
-	-	-	6,471,109	12,400,015	14,232,312
-	-	-	10,952,444	11,552,267	21,355,278
-	-	-	81,513,686	97,333,400	55,811,289
-	-	-	65,784,276	59,882,215	62,534,969
209,503,595	231,163,573	237,696,745	240,852,552	262,470,418	243,593,855
2,298,705	5,172,109	9,255,106	5,097,422	11,432,092	14,899,513
2,298,705	5,172,109	9,255,106	5,097,422	11,432,092	14,899,513
211,802,300	236,335,682	246,951,851	245,949,974	273,902,510	258,493,368
(207,310,353)	(230,490,553)	(249,260,404)	(206,525,031)	(258,919,330)	(265,347,120)
991,587	(601,667)	1,141,918	(46,908,257)	1,422,843	4,057,978
(206,318,766)	(231,092,220)	(248,118,486)	(253,433,288)	(257,496,487)	(261,289,142)

MONTGOMERY COUNTY, TEXAS

Changes in Net Position

Last Ten Fiscal Years
(accrual basis of accounting)

	2013	2014	2015	2016
General Revenues and Other Changes in Net Position				
Governmental Activities:				
Taxes				
Property Taxes	175,901,469	186,842,153	203,539,676	229,719,148
Other Taxes	1,970,594	2,456,460	2,804,782	2,757,791
Investment Earnings	459,052	669,309	529,535	2,179,522
Gain on sale of capital assets	-	-	-	-
Miscellaneous	30,938,482	844,937	589,453	539,171
Transfers	-	-	338,402	-
Total Governmental Activities	209,269,597	190,812,859	207,801,848	235,195,632
Business-type activities:				
Investment Earnings	-	-	-	-
Miscellaneous	-	-	-	-
Transfers	-	-	(338,402)	-
Total business-type activities	-	-	(338,402)	-
Net (Expense)/Revenue				
Governmental Activities				
Business-type Activity				
Total Primary Government	209,269,597	190,812,859	207,463,446	235,195,632
Change in Net Position				
Governmental Activities	75,871,954	14,072,127	75,940,510	57,765,476
Business-type Activities	-	-	44,884,471	10,795,576
Change in Net Position	$ 75,871,954	$ 14,072,127	$120,824,981	$ 68,561,052

2017	2018	2019	2020	2021	2022
248,120,144	235,309,431	248,026,503	254,870,342	260,177,425	267,085,811
2,788,410	3,095,156	3,228,697	3,243,389	5,593,927	5,278,277
3,977,715	7,144,114	11,880,106	6,328,584	2,789,294	(470,139)
-	-	-	-	539,926	499,086
387,973	371,322	521,360	716,538	2,037,399	2,858,273
-	8,301,324	-	(7,784,462)	2,900,000	-
255,274,242	254,221,347	263,656,666	257,374,391	274,037,971	275,251,308
-	170,021	1,728,673	305,192	436,713	118,863
-	-	-	24,500	-	-
-	(8,301,324)	(12,205,224)	7,784,462	(2,900,000)	-
-	(8,131,303)	(10,476,551)	8,114,154	(2,463,287)	118,863
255,274,242	246,090,044	253,180,115	265,488,545	271,574,684	275,370,171
47,963,889	23,730,794	14,396,262	50,849,360	15,118,641	9,904,188
991,587	(8,732,970)	(9,334,633)	(38,794,103)	(1,040,444)	4,176,841
$ 48,955,476	$ 14,997,824	$ 5,061,629	$ 12,055,257	$ 14,078,197	$ 14,081,029

MONTGOMERY COUNTY, TEXAS

Governmental Fund Balances

Last Ten Fiscal Years
(modified accrual basis of accounting)

	2013	2014	2015	2016
General Fund				
Nonspendable	$ -	$ -	$ -	$ -
Restricted	2,010,097	1,442,838	3,425,360	3,119,811
Committed	5,909,899	2,292,056	10,793,467	16,794,364
Assigned	36,450,842	44,517,198	42,441,944	50,680,646
Unassigned	35,336,437	39,722,291	40,938,206	40,619,824
Total General Fund	$ 79,707,275	$ 87,974,383	$ 97,598,977	$ 111,214,645
All Other Governmental Funds				
Nonspendable	$ 2,654,365	$ 1,533,898	$ 192,207	$ 106,290
Restricted	97,079,589	77,236,101	74,035,446	133,836,974
Committed	25,354,566	16,133,816	10,299,674	23,988,996
Unassigned	11,718,578	14,409,545	23,422,966	9,731,586
Total All Other Governmental Funds	$ 136,807,098	$ 109,313,360	$ 107,950,293	$ 167,663,846

2017	2018	2019	2020	2021	2022
$ -	$ -	$ -	$ 536,501	$ -	$ -
2,855,149	2,121,503	5,684,101	2,313,003	-	-
29,242,336	15,443,950	11,469,969	43,995,330	14,368,536	1,380,130
59,173,918	75,082,330	80,000,000	85,000,000	85,000,000	85,000,000
44,683,463	44,851,001	45,735,841	52,313,298	54,926,649	50,908,641
$ 135,954,866	$ 137,498,784	$ 142,889,911	$ 184,158,132	$ 154,295,185	$ 137,288,771
$ 813,310	$ 618,735	$ 566,167	$ 862,252	$ 862,252	$ 111
164,046,153	149,293,950	185,555,764	149,654,490	122,823,385	103,606,682
25,603,027	34,489,497	37,479,986	24,017,824	45,688,045	20,936,481
8,956,249	12,119,931	16,116,571	14,249,765	-	(664,473)
$ 199,418,739	$ 196,522,113	$ 239,718,488	$ 188,784,331	$ 169,373,682	$ 123,878,801

MONTGOMERY COUNTY, TEXAS

Changes in Fund Balances, Governmental Funds

Last Ten Fiscal Years

(modified accrual basis of accounting)

	2013	2014	2015	2016
Revenues				
Taxes	$ 178,176,320	$ 189,037,048	$ 206,377,981	$ 231,994,520
Licenses and Permits	7,933,209	8,559,827	8,175,139	9,029,910
Fees and Charges for Services	19,145,966	18,355,114	18,446,593	20,616,445
Intergovernmental	47,182,714	33,269,063	38,700,051	35,983,483
Charges for Services	2,892,355	4,968,141	4,088,981	6,715,271
Investment Earnings	459,053	669,336	529,538	2,179,437
Contract Reimbursements	28,960,527	28,370,644	36,963,546	30,184,415
Inmate Housing	29,373,490	32,383,821	27,265,236	32,712,111
Fines and Forfeitures	4,392,610	4,792,027	4,458,853	3,920,461
Commissions	-	-	-	-
Miscellaneous	5,557,556	1,920,078	3,512,456	5,419,640
Total Revenues	324,073,800	322,325,099	348,518,374	378,755,693
Expenditures				
General Administration	22,145,663	26,136,632	29,982,617	24,481,407
Judicial	28,623,495	30,585,284	32,286,937	33,444,158
Legal Services	2,963,853	3,332,642	3,388,347	3,892,560
Elections	1,887,236	2,512,216	1,888,438	2,241,412
Financial Administration	6,237,056	6,346,867	6,806,814	7,067,579
Public Facilities	55,409,376	63,531,573	59,634,179	66,801,231
Public Safety	62,574,123	66,190,543	72,849,381	81,417,910
Health and Welfare	22,365,117	23,979,722	25,246,552	27,300,562
Culture and Recreation	8,800,215	8,967,110	9,182,400	9,432,186
Conservation	1,074,697	1,065,899	1,219,373	1,426,722
Public Transportation	34,898,188	42,400,671	44,760,403	51,782,691
General Government	-	-	-	-
Financial Administration	-	-	-	-
Health and Human Services	-	-	-	-
Culture and Recreation	-	-	-	-
Law Enforcement and Corrections	-	-	-	-
Legal and Judicial	-	-	-	-
Transportation	-	-	-	-
Capital Projects	18,177,561	27,503,608	-	20,246,230
Debt Service:				
Principal Retirement	20,185,150	19,460,000	20,115,000	21,360,000
Interest and Fiscal Charges	23,025,209	17,618,628	18,941,447	18,743,285
Issuance Costs	590,333	435,540	-	448,473
Payment to Escrow Agent	-	-	-	-
Total Expenditures	308,957,272	340,066,935	326,301,888	370,086,406
Excess/(Deficiency) Revenues over (under) Expenditures	4,631,779	(17,741,836)	22,216,486	8,669,287
Other Financing Sources/(Uses)				
Transfers In	98,091,394	23,737,039	25,524,507	29,359,836
Transfers Out	(98,091,394)	(23,737,039)	(25,611,105)	(29,359,836)
Grant Funds Not Reimbursed	-	-	-	(6,862)
Issuance of Lease	218,758	949,101	622,106	595,566
Issuance of General Obligation Debt	-	-	-	51,662,323
Issuance of Refunding Bonds	15,880,000	101,760,000	-	60,402,677
Payment to Escrow Agent	(60,594,395)	(118,083,208)	-	(73,331,090)
Sale of Capital Asset	65,000,000	-	-	-
Insurance Settlement	-	-	-	-
Issuance of Other Bonds	13,350,000	-	-	-
Discounts/Premiums on Debt Issuance	4,353,152	13,889,313	-	22,414,184
Total Other Financing Sources/(Uses)	38,207,515	(1,484,794)	535,508	61,736,798
Net Change in Fund Balances	$ 42,839,294	$ (19,226,630)	$ 22,751,994	$ 70,406,085
Debt Service as a percentage of noncapital expenditures	14.8%	11.9%	12.0%	11.6%

TABLE IV

2017	2018	2019	2020	2021	2022
$ 248,079,254	$ 235,558,082	$ 251,359,371	$ 254,873,331	$ 266,083,987	$ 278,653,573
9,095,653	9,582,174	9,705,450	8,012,194	8,578,063	10,400,382
19,492,864	20,621,186	21,304,523	27,793,565	32,613,619	26,410,618
36,524,346	24,293,498	13,418,137	93,239,083	97,333,400	63,648,136
5,983,326	5,232,263	6,524,779	6,328,586	-	-
3,977,718	7,144,114	11,880,104	-	2,789,294	(470,139)
30,249,586	31,308,893	39,108,799	24,964,089	27,001,551	38,671,649
29,992,842	30,230,873	39,713,354	25,302,982	27,006,691	33,940,900
4,110,711	3,969,571	5,186,820	3,229,299	1,973,656	2,544,225
-	-	-	99,476	278,536	337,002
2,285,873	2,144,850	2,811,764	3,511,054	1,245,657	1,954,764
389,792,173	370,085,504	401,013,101	447,353,659	464,904,454	456,091,110
24,239,114	25,165,171	39,407,456	-	-	-
35,387,322	35,505,352	37,587,719	-	-	-
3,735,549	3,835,022	3,959,026	-	-	-
1,876,697	2,221,687	1,981,614	-	-	-
7,218,354	8,188,900	12,455,185	-	-	-
65,622,460	68,625,017	77,635,311	-	-	-
84,951,030	100,770,822	106,708,303	-	-	-
29,583,589	28,826,687	28,609,063	-	-	-
9,606,214	9,620,128	10,102,334	-	-	-
1,887,050	1,740,210	1,878,707	-	-	-
40,502,071	37,721,235	36,406,775	-	-	-
-	-	-	46,852,040	52,310,282	63,710,831
-	-	-	11,113,124	12,789,987	14,665,183
-	-	-	91,543,464	98,296,437	56,234,064
-	-	-	13,409,897	13,292,124	14,530,676
-	-	-	132,602,060	171,532,125	196,938,514
-	-	-	28,286,368	29,160,280	31,351,265
-	-	-	36,493,642	38,755,172	50,268,576
32,157,497	58,521,214	53,225,077	53,860,646	59,179,600	49,923,581
27,260,000	31,887,580	16,740,000	12,970,000	18,170,000	26,188,460
19,787,766	20,165,827	24,015,802	23,975,029	23,248,068	22,650,555
429,966	194,194	434,383	-	-	-
31,789,234	-	7,305,270	-	-	-
416,033,913	432,989,046	458,452,025	451,106,270	516,734,075	526,461,705
(26,241,740)	(62,903,542)	(57,438,924)	(3,752,611)	(51,829,624)	(70,370,595)
18,440,387	38,365,985	26,322,995	1,803,869	57,564,427	5,890,362
(18,003,397)	(28,076,427)	(26,296,028)	(9,588,329)	(58,664,427)	(8,890,362)
-	-	(106,864)	-	-	-
758,256	255,949	12,515,094	1,665,337	3,885,418	8,131,117
73,725,000	45,670,000	89,010,000	-	-	-
47,775,000	-	26,965,000	-	23,235,000	8,430,000
(51,269,830)	-	-	-	(28,371,834)	(10,156,413)
-	-	-	-	491,692	499,086
-	-	-	-	-	2,232,729
-	-	(28,245,645)	-	-	-
11,311,438	5,335,327	5,873,492	-	4,589,671	1,732,781
82,736,854	61,550,834	106,038,044	(6,119,123)	2,729,947	7,869,300
$ 56,495,114	$ (1,352,708)	$ 48,599,120	$ (9,871,734)	$ (49,099,677)	$ (62,501,295)
13.5%	13.7%	10.4%	9.8%	10.5%	12.1%

THIS PAGE LEFT BLANK INTENTIONALLY

REVENUE CAPACITY

THIS PAGE LEFT BLANK INTENTIONALLY

Taxable Assessed Value and Actual Value of Property [1] [2]

Last Ten Fiscal Years

Fiscal Year	Residential Property	Commercial Property	Other Property	Personal Property [3]	Less: Tax Exempt Property	Total Taxable Assessed Value	Total Direct Tax Rate [4]
2013	$ 27,633,521	$ 4,749,812	$ 3,644,710	$ 3,767,339	$ (3,089,011)	$ 36,706,371	0.4838
2014	29,215,860	5,529,356	3,600,829	4,345,886	(3,324,961)	39,366,970	0.4838
2015	33,047,928	6,419,044	3,779,489	4,693,637	(4,285,836)	43,654,262	0.4767
2016	37,876,334	7,401,355	3,906,748	5,133,399	(5,002,526)	49,315,310	0.4767
2017	41,742,803	8,271,324	4,637,123	5,060,465	(5,308,718)	54,402,997	0.4667
2018	43,373,630	8,905,657	4,819,633	5,101,177	(11,351,814)	50,848,283	0.4667
2019	45,200,643	10,309,888	4,881,184	5,304,177	(11,458,596)	54,237,296	0.4667
2020	49,260,474	10,558,652	5,406,116	5,723,311	(12,589,352)	58,359,201	0.4475
2021	52,920,923	11,241,365	5,895,682	5,648,425	(13,812,025)	61,894,370	0.4312
2022	57,076,944	12,930,380	5,922,877	5,759,769	(14,340,998)	67,348,972	0.4083

[1] Amounts expressed in thousands.
[2] Property in the County is reassessed each year. Property is assessed at actual value; therefore, the assessed values are equal to actual value.
[3] This includes the County's 20% exemption.
[4] Tax rates are per $100 of assessed value.
Source: Texas Comptroller of Public Accounts, Property Tax Open Records

MONTGOMERY COUNTY, TEXAS

Property Tax Rates[(1)] - Direct and Overlapping Governments

Last Ten Fiscal Years

	2013	2014	2015	2016
MONTGOMERY COUNTY, TEXAS:				
General Fund	$ 0.3715	$ 0.3657	$ 0.3544	$ 0.3547
Special Revenue Funds	0.0464	0.0464	0.0464	0.0486
Debt Service Fund	0.0659	0.0717	0.0759	0.0734
Total Montgomery County, Texas	0.4838	0.4838	0.4767	0.4767
OVERLAPPING GOVERNMENTS:				
Special Districts:				
Blaketree M.U.D. #1	-	-	-	1.3500
Chateau Woods M.U.D.	0.2486	0.2592	0.2616	0.2498
Cleveland M.U.D. #1	-	-	-	-
Clover Creek M.U.D.	1.2500	1.2500	1.2500	1.2500
Conroe M.U.D #1	0.6000	0.6000	0.6000	0.6000
Conroe Municipal Mgmt Dist #1	-	-	-	-
Conroe Municipal Mgmt Dist #2	-	-	-	-
Corinthian Point M.U.D.	0.5393	0.5393	0.4791	0.4355
East Montgomery County M.U.D. #3	0.9500	0.9500	0.9500	0.9500
East Montgomery County M.U.D. #4	-	-	-	1.2500
East Montgomery County M.U.D. #6	-	-	1.4000	1.4000
East Montgomery County M.U.D. #7	-	-	-	-
East Montgomery County M.U.D. #12	-	-	-	-
East Plantation U.D.	0.7090	0.7090	0.6700	0.6300
Far Hills U.D.	0.4820	0.5000	0.4740	0.6500
Grand Oaks M.U.D	1.3500	1.3500	1.0320	1.2500
Harris County ID #17	-	-	-	-
Harris-Montgomery County Mgt Distr.	-	-	-	
Harris County M.U.D #386	0.9400	0.7200	0.5000	0.4650
Kings Manor M.U.D.	0.8300	0.8100	0.7900	0.7400
Lake Conroe Hills M.U.D.	0.5000	0.5000	0.4750	0.4650
Lazy River I.D.	0.5627	0.5662	0.5564	0.5213
Hendricks - Defined Area	-	0.5000	0.9850	0.9850
Lone Star Community College	0.1198	0.1160	0.1081	0.1079
Magnolia East M.U.D.	-	-	-	-
Montgomery County D.D. #6	0.2100	0.2050	0.1925	0.1700
Montgomery County D.D. #10	0.4500	0.4500	0.4400	0.4400
Montgomery County F.W.S.D. #6	0.3385	0.3462	0.3770	0.3800
Montgomery County Hospital Dist	0.0729	0.0727	0.0725	0.0710
Montgomery County M.U.D. #6	0.0800	0.0750	0.0750	0.0750
Montgomery County M.U.D. #7	0.1675	0.1645	0.1645	0.1645
Montgomery County M.U.D. #8	0.2651	0.2651	0.2651	0.2651
Montgomery County M.U.D. #9	0.6000	0.6000	0.4555	0.4182
Montgomery County M.U.D. #15	1.2400	1.2400	1.1970	0.1038
Montgomery County M.U.D. #16	1.2600	1.0300	1.2000	0.9300
Montgomery County M.U.D. #18	0.3800	0.3800	0.3600	0.3400
Montgomery County M.U.D. #19	0.3243	0.3000	0.2800	0.2500
Montgomery County M.U.D. #24	1.1800	1.2800	1.2800	1.1954

2017	2018	2019	2020	2021	2022
$ 0.3419	$ 0.3437	$ 0.3423	$ 0.3329	$ 0.3142	$ 0.2981
0.0486	0.0486	0.0486	0.0486	0.0510	0.0479
0.0762	0.0744	0.0758	0.0660	0.0660	0.0623
0.4667	0.4667	0.4667	0.4475	0.4312	0.4083
1.3500	1.3500	1.3500	1.3500	1.2500	1.2500
0.2463	0.2741	0.2950	0.3350	0.3350	0.3315
-	-	-	-	0.7500	0.7500
1.2100	1.2100	1.2100	1.2100	1.1400	1.1200
0.6000	0.6000	0.6000	0.6000	0.6000	0.6000
-	-	0.9000	0.9000	0.9000	0.9000
-	-	-	0.9000	-	-
0.4019	0.3900	0.3650	0.3696	0.3807	0.4015
0.9500	1.2000	0.9000	0.9000	0.9000	0.9000
1.2500	1.2500	1.2500	1.2500	1.2500	1.2500
1.3000	1.3000	1.3000	1.3000	0.6300	1.2400
-	1.3000	1.3000	1.3000	1.3000	1.3000
-	-	-	1.3500	1.3500	1.3500
0.5000	0.5400	0.5400	0.5400	0.5400	0.5400
0.6500	0.6740	0.6740	0.6740	0.6730	0.6700
1.0500	1.0200	1.0000	1.0000	1.0000	0.9500
1.2500	1.2500	1.2500	-	-	-
-	-	-	1.2500	1.2500	1.2500
0.4650	0.4650	0.4650	0.4900	0.4900	0.4900
0.7100	0.7000	0.7000	0.6800	0.6500	0.6300
0.4550	0.4550	0.4500	0.4500	0.4500	0.4500
0.4721	0.4829	0.4896	0.4725	0.4440	0.4556
0.9850	0.9850	0.9850	0.9850	0.9670	-
0.1078	0.1078	0.1078	0.1078	0.1078	0.1078
-	-	-	1.5000	1.5000	1.5000
0.1700	0.1600	0.1400	0.1400	0.1400	0.1400
0.4400	0.4400	0.4400	0.4400	0.4400	0.4200
0.3000	0.2977	0.3100	0.3089	0.3037	0.3185
0.0665	0.0664	0.0599	0.0589	0.0588	0.0567
0.0750	0.0750	0.0700	0.0800	0.0800	0.0750
0.1645	0.1645	0.1250	0.1250	0.1250	0.1150
0.2651	0.3000	0.3000	0.3000	0.2968	0.3150
0.4059	0.4059	0.4059	0.4059	0.3950	0.4000
0.9169	0.8900	0.8700	0.8200	0.7800	0.7300
0.9089	0.8694	-	0.9600	0.9600	0.9600
0.3300	0.3300	0.3300	0.3300	0.3200	0.2900
0.2250	0.2000	0.1800	0.1800	0.1750	0.1670
1.1500	1.1500	1.1250	1.1200	1.1200	1.1200

MONTGOMERY COUNTY, TEXAS

Property Tax Rates[(1)] - Direct and Overlapping Governments

Last Ten Fiscal Years

	2013	2014	2015	2016
Special Districts (continued):				
Montgomery County M.U.D. #36	$ 0.0350	$ 0.0350	$ 0.0550	$ 0.0550
Montgomery County M.U.D. #39	0.4200	0.4150	0.4150	0.4000
Montgomery County M.U.D. #40	0.1500	0.1400	0.1300	0.0900
Montgomery County M.U.D. #42	1.1500	1.2500	1.2500	1.1700
Montgomery County M.U.D. #46	0.2550	0.2400	0.2300	0.2250
Montgomery County M.U.D. #47	0.2450	0.2450	0.2450	0.2450
Montgomery County M.U.D. #56	1.0000	1.0000	0.9964	0.8600
Montgomery County M.U.D. #60	0.2275	0.2175	0.1975	0.1850
Montgomery County M.U.D. #67	0.3125	0.3025	0.2800	0.2575
Montgomery County M.U.D. #83	1.0500	0.9800	0.9000	0.8200
Montgomery County M.U.D. #84	1.2500	1.2000	1.0200	0.9500
Montgomery County M.U.D. #88	1.3900	1.3900	1.3900	1.3900
Montgomery County M.U.D. #89	1.0900	1.0600	1.0600	0.9500
Montgomery County M.U.D. #90	0.6000	0.6000	0.6000	0.6000
Montgomery County M.U.D. #92	0.6000	0.6000	0.6000	0.6000
Montgomery County M.U.D. #94	1.1000	1.0100	0.9300	0.8400
Montgomery County M.U.D. #95	1.3500	1.3500	1.3500	1.3000
Montgomery County M.U.D. #96	-	-	-	-
Montgomery County M.U.D. #98	1.2250	1.2250	1.2100	1.1650
Montgomery County M.U.D. #99	1.0400	1.0400	1.0400	1.0400
Montgomery County M.U.D. #100	-	-	-	-
Montgomery County M.U.D. #105	-	-	1.3500	1.3500
Montgomery County M.U.D. #107	0.7000	0.7000	0.7000	0.7000
Montgomery County M.U.D. #108	-	-	-	-
Montgomery County M.U.D. #111	-	-	-	-
Montgomery County M.U.D. #112	1.1000	1.1000	1.1000	1.0272
Montgomery County M.U. D #113	1.1900	1.1700	1.1200	1.0200
Montgomery County M.U.D. #115	1.3500	1.3500	1.3500	1.3500
Montgomery County M.U.D. #119	1.4500	1.4500	1.4500	1.3700
Montgomery County M.U.D. #121	-	-	-	-
Montgomery County M.U.D. #126	-	-	0.9000	0.9000
Montgomery County M.U.D. #127	-	-	1.3500	1.3500
Montgomery County M.U.D. #128A	-	-	-	-
Montgomery County M.U.D. #132	-	-	-	0.7000
Montgomery County M.U.D. #137	-	-	1.3500	1.3500
Montgomery County M.U.D. #138	-	-	-	0.8800
Montgomery County M.U.D. #139	-	-	-	1.4500
Montgomery County M.U.D. #140	-	-	-	-
Montgomery County M.U.D. #141	-	-	-	1.3500
Montgomery County M.U.D. #142	-	-	-	-
Montgomery County M.U.D. #144	-	-	-	-
Montgomery County M.U.D. #145	-	-	-	-
Montgomery County M.U.D. #147	-	-	-	-
Montgomery County M.U.D. #148	-	-	-	-
Montgomery County M.U.D. #149	-	-	-	-
Montgomery County M.U.D. #150	-	-	-	-
Montgomery County M.U.D. #151	-	-	-	-

2017	2018	2019	2020	2021	2022
$ 0.0350	$ 0.0350	$ 0.0350	$ 0.0350	$ 0.0350	$ 1.1200
0.3550	0.3550	0.3550	0.3550	0.3550	0.0361
-	-	-	-	-	-
1.1300	1.1100	1.0800	1.0700	1.0700	1.0150
0.2125	0.2125	0.2125	0.2097	0.2097	0.2097
0.2450	0.2450	0.2450	0.2450	0.2450	0.2093
0.8300	0.7300	0.7200	0.7200	0.6700	0.6600
0.1650	0.1650	0.1650	0.1650	0.1650	0.1600
0.2375	0.2175	0.1600	0.1600	0.1600	0.1550
0.7700	0.7500	0.7400	0.7400	0.7400	0.7400
0.9000	0.8800	0.8800	0.8000	0.8800	0.9350
1.3800	1.3800	1.3800	1.3800	1.3700	1.3500
0.8852	0.8828	0.8200	0.7950	0.7550	0.7100
0.6000	0.6000	0.6000	0.6000	0.6000	0.6000
0.6000	0.6000	0.6000	0.6000	0.6000	0.6000
0.7600	0.8000	0.8000	0.7850	0.7650	0.7650
1.3000	1.2500	1.2500	1.2200	1.1900	1.1600
1.4800	1.4800	1.4800	1.4800	1.4800	1.4800
1.1350	1.1200	1.0850	1.0700	1.0647	1.0500
1.0400	1.0400	1.0400	1.0400	1.0400	1.0400
-	-	-	-	-	1.3500
1.3500	1.3500	1.3500	1.3500	1.3500	1.2500
0.7000	0.6900	0.6800	0.6500	0.6200	0.5900
-	-	-	-	1.0375	1.0375
-	-	-	1.3500	1.3500	1.3500
1.0207	1.0000	0.9800	0.9500	0.9200	0.9000
0.9100	0.9000	0.8900	0.8800	0.8700	0.8300
1.3500	1.3500	1.3200	1.3000	1.2800	1.2200
1.3700	1.3200	1.2900	1.2400	1.2100	1.1100
-	-	0.9900	0.9900	0.9000	0.9900
0.9000	0.9000	0.9000	0.9000	0.9000	0.9000
1.3500	1.3500	1.3500	1.3500	1.3500	1.3500
-	1.1000	1.1000	1.1000	-	1.3500
0.7000	0.7000	0.7000	0.7000	0.7000	0.7000
1.3500	1.3500	1.3500	1.3500	-	1.3500
0.8800	0.8800	0.8800	0.8800	0.8800	0.8800
1.4500	1.4500	1.4500	1.4000	1.4000	1.3000
-	-	-	-	-	1.2500
1.3500	1.3500	1.3500	1.3500	1.3500	1.3300
1.0000	1.0000	1.0000	1.0000	1.0000	1.0000
-	-	-	-	1.5000	1.5000
-	-	1.4500	1.3500	1.2500	1.2500
-	-	-	-	-	0.9000
0.9000	0.9000	0.9000	0.9000	0.9000	0.9000
-	-	-	0.9000	0.9000	0.9000
-	-	-	1.3500	1.3500	1.3500
-	-	-	1.3500	1.3500	1.3500

MONTGOMERY COUNTY, TEXAS

Property Tax Rates[(1)] - Direct and Overlapping Governments

Last Ten Fiscal Years

	2013	2014	2015	2016
Special Districts (continued):				
Montgomery County M.U.D. #164	$ -	$ -	$ -	$ -
Montgomery County M.U.D. #165	-	-	-	-
Montgomery County M.U.D. #166	-	-	-	-
Montgomery County M.U.D. #174	-	-	-	-
Montgomery County M.U.D. #191	-	-	-	-
Montgomery County U.D. #2	0.5700	0.5700	0.5700	0.5000
Montgomery County U.D. #3	0.4515	0.4515	0.4513	0.0900
Montgomery County U.D. #4	0.4100	0.4100	0.3800	0.0800
Montgomery County W.C.I.D. #1	0.8100	0.8100	0.8100	0.7600
New Caney M.U.D.	0.7100	0.7100	0.6797	0.6797
New Caney M.U.D. Hendricks Defined Area	-	-	-	-
New Caney M.U.D. Valley Ranch	-	-	-	0.7800
Point Aquarius M.U.D.	0.7032	0.7032	0.6631	0.6000
Porter M.U.D.	0.5150	0.5150	0.5150	0.4800
Rayford Road M.U.D.	0.6100	0.6000	0.5800	0.5500
River Plantation M.U.D.	0.3200	0.3200	0.3200	0.3200
Roman Forest Cons. M.U.D.	0.2200	0.2200	0.2100	0.2045
Roman Forest P.U.D. #3	No Tax	1.0000	0.1080	1.1200
Roman Forest P.U.D. #4	1.1540	1.1540	1.1657	1.1730
South Montgomery County M.U.D.	0.2266	0.2258	0.2175	0.1743
Spring Creek U.D.	1.0000	1.0000	1.0000	1.0000
Stanley Lake M.U.D.	0.5000	0.5200	0.5300	0.5300
Texas National M.U.D.	1.0823	1.1330	1.1330	1.1300
Valley Ranch Medical Center MD	-	-	-	-
Valley Ranch M.U.D. #1	1.4000	1.4000	1.4000	1.2000
Valley Ranch Town Center MD	-	-	-	-
Wood Trace M.U.D. #1	0.7500	0.7500	1.5000	1.5000
Woodlands Metro-Center M.U.D.	0.1750	0.1650	0.1650	0.1550
Woodlands M.U.D. #1		-	-	-
Woodlands M.U.D. #2	0.1500	0.1300	0.1100	0.1000
Woodlands R.U.D. #1	0.4063	0.3600	0.3600	0.3200
Woodridge M.U.D.	1.5000	1.5000	1.3000	1.3000
Emergency Service District #1	0.0964	0.0964	0.1000	0.1000
Emergency Service District #2	0.1000	0.1000	0.1000	0.1000
Emergency Service District #3	0.0990	0.0954	0.0955	0.1000
Emergency Service District #4	0.0961	0.1000	0.0917	0.0808
Emergency Service District #5	0.1000	0.1000	0.1000	-
Emergency Service District #6	0.1000	0.1000	0.1000	0.1000
Emergency Service District #7	0.0998	0.0996	0.0967	0.1000
Emergency Service District #8	0.1000	0.0960	0.0946	0.0926
Emergency Service District #9	0.0917	0.0855	0.0814	0.1000
Emergency Service District #10	0.1000	0.1000	0.0980	0.0970
Emergency Service District #11	0.1000	0.1000	0.1000	-
Emergency Service District #12	0.0996	0.1000	0.0983	0.1000
Emergency Service District #14	0.1000	0.0951	0.0885	0.1000
Total Special Districts	50.8762	51.7637	56.8722	61.8591

2017	2018	2019	2020	2021	2022
$ -	$ -	$ -	$ 1.3500	$ 1.3500	$ 1.3500
-	-	-	1.3500	1.3500	1.3500
-	-	-	-	1.3500	1.3500
-	-	-	-	-	1.3500
-	-	-	-	-	1.3500
0.4700	0.4600	0.4600	0.4750	0.4750	0.4750
0.0900	0.0900	0.0900	0.0899	0.0900	0.9000
0.0775	0.0775	0.0775	0.0875	0.1000	0.1000
0.7600	0.7820	0.7820	0.7476	0.7476	0.7500
0.6797	0.5994	0.5700	0.5300	0.5000	0.4650
-	-	-	-	-	0.4295
-	-	-	-	-	-
0.5700	0.5600	0.5200	0.5000	0.4700	0.4300
0.4800	0.4800	0.4640	0.4600	0.4400	0.4100
0.5300	0.5100	0.5100	0.5000	0.5000	0.4940
0.3200	0.3200	0.3200	0.3200	0.3223	0.3160
0.1850	0.1593	0.1546	0.1340	0.1253	0.1172
1.1088	0.9500	0.9500	0.5600	0.5600	0.5600
1.1748	1.1656	1.1749	1.1749	1.1749	1.1749
0.1660	0.1600	0.1600	0.1600	0.1600	0.1600
1.0000	1.0000	1.0000	1.0000	0.9900	0.9700
0.5300	0.5300	0.5500	0.5500	0.5448	0.5300
1.1330	1.1330	1.1330	1.1330	1.0996	1.0988
-	0.3500	0.3500	0.4000	0.4000	-
1.1500	1.1500	1.0000	1.1000	1.1000	1.1000
-	0.9000	1.1500	0.9700	1.0000	-
1.3500	1.3500	1.3500	1.3500	1.3300	1.2800
0.1250	0.1050	0.0900	0.0900	0.0900	0.0700
0.0900	0.0800	0.0750	0.0750	0.0750	0.0700
-	-	-	-	-	-
0.2600	0.2150	0.2000	0.2000	0.1900	0.1800
1.2700	1.2700	1.2600	1.2600	1.2600	1.2600
0.1000	0.1000	0.1000	0.1000	0.1000	0.1000
0.1000	0.1000	0.1000	0.1000	0.1000	0.9920
0.0981	0.1000	0.1000	0.1000	0.1000	0.1000
0.0981	0.1000	0.1000	0.0939	0.0912	0.1000
-	-	-	-	-	-
0.1000	0.1000	0.1000	0.1000	0.1000	0.1000
0.1000	0.1000	0.1000	0.1000	0.1000	0.1000
0.0906	0.1000	0.1000	0.1000	0.1000	0.0999
0.1000	0.0972	0.1000	0.1000	0.1000	0.1000
0.1000	0.1000	0.1000	0.1000	0.1000	0.0987
-	-	-	-	-	-
0.1000	0.1000	-	-	-	-
0.1000	0.1000	0.1000	0.1000	0.1000	0.0990
64.6184	67.8395	69.4557	80.8031	80.5994	89.7062

MONTGOMERY COUNTY, TEXAS

Property Tax Rates[1] - Direct and Overlapping Governments

Last Ten Fiscal Years

	2013	2014	2015	2016
Cities:				
Cleveland	$ 0.7800	$ 0.7800	$ 0.7800	$ 0.7800
Conroe	0.4200	0.4200	0.4200	0.4200
Magnolia	0.4786	0.4786	0.4629	0.4629
Montgomery	0.4155	0.4155	0.4155	0.4155
Oak Ridge North	0.5744	0.5244	0.4822	0.4598
Panorama Village	0.6844	0.6741	0.6591	0.6743
Patton Village	0.3779	0.3818	0.3818	0.3459
Roman Forest	0.4819	0.4819	0.4819	0.4945
Shenandoah Village	0.3137	0.2664	0.2404	0.2399
Splendora	0.2723	0.2720	0.2473	0.2473
Stagecoach	0.5000	0.5429	0.5353	0.5207
Willis	0.5208	0.5363	0.6077	0.5961
Woodbranch Village	0.3544	0.3496	0.3597	0.3597
Woodlands Township	0.3173	0.2940	0.2500	0.2300
Woodloch	0.4950	0.4971	0.8125	0.6566
Auburn Trail Defined Area	0.9850	0.5750	0.6190	0.7110
Auburn Trail II Defined Area	-	0.5750	0.6190	0.7110
Houston (County Line City)	0.6388	0.6388	0.6311	0.6011
Total Cities	8.6100	8.7034	9.0054	8.9263
School Districts:				
Cleveland I.S.D.	1.3150	1.3150	1.3150	1.3150
Conroe I.S.D.	1.2900	1.2850	1.2800	1.2800
Humble I.S.D	1.5200	1.5200	1.5200	1.5200
Magnolia I.S.D.	1.3995	1.3995	1.3895	1.3795
Montgomery I.S.D.	1.3400	1.3400	1.3400	1.3400
New Caney I.S.D.	1.5400	1.6700	1.6700	1.6700
Richards I.S.D.	1.0400	1.0400	1.0400	1.0400
Splendora I.S.D.	1.3155	1.3155	1.3155	1.3155
Tomball I.S.D.	1.3600	1.3600	1.3600	1.3400
Willis I.S.D.	1.3700	1.3900	1.3900	1.3900
Total School Districts	13.4900	13.6350	13.6200	13.5900
TOTAL PROPERTY TAX RATES - DIRECT AND OVERLAPPING GOVERNMENTS	$ 73.4599	$ 74.5859	$ 79.9743	$ 84.8521

NOTE: The County's property tax rate may only be changed in a public hearing.

[1] Per $100 of assessed valuation.
Source: Montgomery County Tax Office website

2017	2018	2019	2020	2021	2022
$ 0.7700	$ 0.7700	$ 0.7700	$ 0.7700	$ 0.7600	$ 0.7550
0.4175	0.4175	0.4175	0.4375	0.4375	0.4375
0.4629	0.4709	0.4675	0.4645	0.4529	0.4051
0.4155	0.4155	0.4000	0.4000	0.4000	0.4000
0.4409	0.4470	0.4807	0.4900	0.4712	0.4723
0.6604	0.6852	0.6748	0.6779	0.6732	0.6534
0.2606	0.2606	0.2850	0.2850	0.2558	0.2558
0.4945	0.7385	0.7538	0.7530	0.6954	0.6561
0.2195	0.2099	0.1799	0.1799	0.1799	0.1799
0.2616	0.4103	0.4103	0.4103	0.3852	0.3423
0.5000	0.4595	0.4595	0.4595	0.4500	0.4367
0.5953	0.6351	0.6697	0.5869	0.6295	0.5683
0.3685	0.3784	0.2306	0.2207	0.2044	0.3067
0.2300	0.2300	0.2273	0.2240	0.2231	0.2231
0.5659	0.5000	0.5000	0.3600	0.3444	0.3361
0.7150	0.7150	0.7150	0.7000	0.7088	0.7015
0.7150	0.7150	0.7071	0.7000	0.7100	0.7050
0.5464	0.5864	0.5883	0.5679	0.5618	0.5508
8.6395	9.0448	8.9370	8.6871	8.5431	8.3856
1.3800	1.4150	1.4150	1.3450	1.2497	1.2470
1.2800	1.2800	1.2800	1.2300	1.2125	1.1760
1.5200	1.5200	1.5200	1.4184	1.3841	1.3389
1.3795	1.3795	1.3795	1.3095	1.2744	1.8720
1.3700	1.3700	1.3700	1.3075	1.2798	1.2600
1.6700	1.6700	1.6700	1.5684	1.4761	1.4603
1.0400	1.0400	1.0600	0.9900	0.9639	1.0770
1.3155	1.6000	1.1700	1.4984	1.4051	1.4055
1.3400	1.3400	1.3400	1.2900	1.2900	1.2500
1.3900	1.3900	1.3900	1.2700	1.2171	1.1720
13.6850	14.0045	13.5945	13.2272	12.7527	13.2587
$ 87.4096	$ 91.3555	$ 92.4539	$ 103.1649	$ 102.3264	$ 111.7589

Principal Taxpayers

Current Year and Nine Years Ago

Taxpayer	Type of Business	2022 Assessed Valuation [1]	Percentage of Total Assessed Valuation [2]
Entergy Texas Inc.	Utilities	$ 878,574,216	1.32%
Wal-Mart Real Estate Business Trust	Retail	315,158,315	0.47%
Woodlands Land Dev LP	Land Development	269,552,473	0.40%
Mckesson Corporation	Medical	207,184,428	0.31%
HH Woodlands Tower Holdings LLC	Commercial	206,071,200	0.31%
The Woodlands Mall Associates	Retail	194,306,149	0.29%
IMI MSW LLC	Retail	140,022,810	0.21%
Ball Metal Container Corp	Manufacturing	138,237,564	0.21%
Kingwood Medical Plaza Ltd	Medical	132,012,430	0.20%
BMEF Jones Forest LLC	Commercial	114,500,000	0.17%
		$ 2,595,619,585	3.89%

Taxpayer	Type of Business	2013 Assessed Valuation [1]	Percentage of Total Assessed Valuation [3]
Wal Mart Real Estate Business Trust/ Sams Club	Retail	251,733,842	0.69%
Entergy, Texas Inc	Electric Utility	236,368,741	0.64%
Denbury Onshore LLC	Oil & Gas	206,310,720	0.56%
Woodlands Land Development LP	Land Development	146,635,174	0.40%
Conroe Regional Medical Center/ Kingwood Medical Plaza	Medical	148,308,971	0.40%
Anadarko Realty Co	Oil & Gas	137,104,330	0.37%
Canrig Drilling Tech Ltd	Oil & Gas	114,681,030	0.31%
Hughes Christensen Company	Oil & Gas	78,550,790	0.21%
Consolidated Communications of Texas	Communications	74,561,920	0.20%
Huntsman Petrochemical Corporation	Manufacturing	61,147,404	0.17%
		$ 1,455,402,922	3.96%

[1] Source: Montgomery Central Appraisal District

[2] Net Assessed Valuation - 2022 $ 66,762,788,413

[3] Net Assessed Valuation - 2013 $ 36,706,371,252

Property Tax Levies and Collections [(1)]

Last Ten Fiscal Years

Fiscal Year	Collected in first period			Collections in subsequent periods	Total collections	
	Levy	Amount	Percentage		Amount	Percentage
2013	175,204,298	173,007,132	98.7%	1,893,892	174,901,024	99.8%
2014	186,703,380	184,735,498	98.9%	1,638,583	186,374,081	99.8%
2015	203,804,943	201,321,741	98.8%	2,154,776	203,476,517	99.8%
2016	229,000,765	226,359,011	98.8%	2,177,702	228,536,713	99.8%
2017	247,075,115	243,625,647	98.6%	3,013,999	246,639,646	99.8%
2018	235,828,214	232,005,266	98.4%	1,511,213	233,516,479	99.0%
2019	250,896,287	246,268,100	98.2%	1,240,348	247,508,448	98.6%
2020	256,035,175	253,326,012	98.9%	1,603,207	254,929,219	99.6%
2021	262,518,017	259,958,007	99.0%	942,824	260,900,831	99.4%
2022	269,936,405	267,258,714	99.0%	-	267,258,714	99.0%

[(1)] Taxes levied in any year which are collected from October 1 through June 30 are shown as current collections. Such amounts include collections of the current levy after February 1, which is the date taxes become legally delinquent.

Source: Montgomery County Tax Assessor-Collector

THIS PAGE LEFT BLANK INTENTIONALLY

DEBT CAPACITY

MONTGOMERY COUNTY, TEXAS

Ratios of Outstanding Debt by Type [1]

Last Ten Fiscal Years

Fiscal Year	Governmental Activities					
	General Obligation Bonds	Revenue Bonds	Certificates of Obligation	Lease Obligation	Financed Purchases	Net Premiums and Discounts
2013	$ 261,590,000	$ 75,075,000	$ 109,930,000	$ -	$ 11,209,724	$ 12,589,534
2014	278,565,000	67,995,000	74,555,000	-	9,942,261	28,256,466
2015	269,415,000	60,585,000	71,000,000	-	7,694,658	26,085,333
2016	315,110,000	52,825,000	58,535,000	-	5,893,321	43,468,294
2017	376,370,000	16,420,000	50,750,000	-	3,777,887	46,503,251
2018	408,885,000	-	49,090,000	-	13,953,358	47,447,713
2019	474,975,000	-	47,375,000	-	11,578,902	48,232,661
2020	463,775,000	-	45,605,000	-	10,674,041	44,196,827
2021	452,590,000	-	34,085,000	-	10,459,863	42,499,351
2022	440,805,000	-	23,395,000	3,882,607	14,478,760	39,541,773

[1] Details regarding the County's outstanding debt can be found in the notes to the financial statements.
[2] See Table XIV for personal income and population data.
[3] Personal income for 2017 - 2022 is not available.

Business-type Activities					
Revenue Bonds	Net Premiums and Discounts	Total Primary Government	Percent of Personal Income [2]	Per Capita [2]	
$ -	$ -	$ 470,394,258	1.77%	$ 957	
-	-	459,313,727	1.40%	913	
-	-	434,779,991	1.35%	838	
-	-	475,831,615	1.51%	885	
-	-	493,821,138	N/A	877	
87,680,000	7,778,322	614,834,393	N/A	1,077	
87,680,000	7,510,104	677,351,667	N/A	1,146	
87,680,000	7,231,952	659,162,820	N/A	1,085	
87,680,000	6,973,668	634,287,882	N/A	987	
87,680,000	6,705,450	616,488,590	N/A	920	

MONTGOMERY COUNTY, TEXAS

Ratios of Net General Bonded Debt Outstanding [1]

Last Ten Fiscal Years

Fiscal Year	Governmental Activities				Business-type Activities
	General Obligation Bonds	Revenue Bonds [4]	Certificates of Obligation	Net Premiums and Discounts	Revenue Bonds
2013	$ 261,590,000	$ 75,075,000	$ 109,930,000	$ 12,589,534	$ -
2014	278,565,000	67,995,000	74,555,000	28,256,466	-
2015	269,415,000	60,585,000	71,000,000	26,085,333	-
2016	315,110,000	52,825,000	58,535,000	43,468,294	-
2017	376,370,000	16,420,000	50,750,000	46,503,251	-
2018	408,885,000	-	49,090,000	47,447,713	87,680,000
2019	474,975,000	-	47,375,000	48,232,661	87,680,000
2020	463,775,000	-	45,605,000	44,196,827	87,680,000
2021	452,590,000	-	34,085,000	42,499,351	87,680,000
2022	440,805,000	-	23,395,000	39,541,773	87,680,000

[1] Details regarding the County's outstanding debt can be found in the notes to the financial statements.
[2] Taxable Assessed Valuation can be found in Table V.
[3] Population data can be found in Table XIV.
[4] The County began issuing revenue bonds in 2007.

Business-type Activities Net Premiums and Disounts	Total Primary Government	Percentage of Actual Value of Property [2]	Per Capita [3]
$ -	$ 459,184,534	1.25%	$ 934
-	449,371,466	1.14%	894
-	427,085,333	0.98%	823
-	469,938,294	0.95%	874
-	490,043,251	0.90%	870
7,778,322	600,881,035	1.18%	1,052
7,510,104	665,772,765	1.23%	1,127
7,231,952	648,488,779	1.11%	1,068
6,973,668	623,828,019	1.01%	971
6,705,450	598,127,223	0.89%	893

MONTGOMERY COUNTY, TEXAS

Legal Debt Margin [1]

Last Ten Fiscal Years

	2013	2014	2015	2016
Assessed value [2]	$ 36,706,371	$ 39,366,970	$ 43,654,262	$ 49,315,310
Debt limit [3]	9,176,593	9,841,743	10,913,566	12,328,828
Debt applicable to limit total bonded debt	446,595	493,740	463,080	487,680
Less: Assets in Debt Service Funds available for payment of principal	(17,795)	(20,906)	(32,453)	(48,577)
Total debt applicable to limit	428,800	472,834	430,627	439,103
Legal debt margin	$ 8,747,794	$ 9,368,910	$ 10,482,939	$ 11,889,725
Total debt applicable to the limit as a percent of debt limit	4.67%	4.80%	3.95%	3.56%

[1] Amounts expressed in thousands.

[2] Assessed valuation is equal to total valuation less personal property.

[3] The County is authorized under Article III, Section 52 of the State Constitution to issue bonds payable from ad valorem taxes for the construction and maintenance of roads. There is no constitutional or statutory limit as to rates on bonds issued pursuant to such constitutional provision. However, the amount of bonds which may be issued is limited to 25% of the assessed valuation of real property in the County.

[4] Beginning in 2014, total bonded debt includes total debt outstanding for both Montgomery County and Woodlands RUD #1.

TABLE XI

2017	2018	2019	2020	2021	2022
$ 54,402,996	$ 50,848,283	$ 54,237,296	$ 58,359,200	$ 61,894,370	$ 61,589,203
13,600,749	12,712,071	13,559,324	14,589,800	15,473,593	15,397,300
443,870	508,054	708,230	689,947	522,927	495,008
(28,250)	(15,757)	(12,708)	(14,717)	(13,820)	(13,367)
415,620	492,297	695,522	675,230	509,107	481,641
$ 13,185,129	$ 12,219,774	$ 12,863,802	$ 13,914,570	$ 14,964,486	$ 14,915,659
3.06%	3.87%	5.13%	4.63%	3.38%	3.13%

MONTGOMERY COUNTY, TEXAS

TABLE XII

Direct and Overlapping Debt

September 30, 2022

	Debt Outstanding	Percentage Applicable to Montgomery County [1]	Amount Applicable to Montgomery County
Montgomery County, Texas	$ 522,103,140	100.0%	$ 522,103,140
TOTAL DIRECT DEBT	522,103,140		522,103,140
OVERLAPPING GOVERNMENTS:			
Special Districts:			
Blaketree MUD #1	16,070,000	100.0%	16,070,000
Clovercreek MUD	4,200,000	100.0%	4,200,000
Conroe MUD #1	19,445,000	100.0%	19,445,000
Conroe Municipal Management District # 1	63,450,000	100.0%	63,450,000
Corinthian Point MUD #2	3,395,000	100.0%	3,395,000
E. Montgomery Co MUD #3	25,775,000	100.0%	25,775,000
East Montgomery Co MUD #4	10,250,000	100.0%	10,250,000
East Montgomery Co MUD #5	45,467	100.0%	45,467
East Montgomery Co MUD #6	48,011,663	100.0%	48,011,663
East Montgomery Co MUD #7	19,667,871	100.0%	19,667,871
East Plantation UD	5,090,000	100.0%	5,090,000
Far Hills UD	9,225,000	100.0%	9,225,000
Grand Oaks MUD	5,260,000	100.0%	5,260,000
Harris-Montgomery Cos MUD # 386	132,255,000	7.9%	10,434,920
Kings Manor MUD	9,730,000	70.1%	6,821,703
Lone Star College Sys	639,345,000	27.8%	177,482,172
Montgomery Co DD # 10	12,460,000	100.0%	12,460,000
Montgomery Co MUD # 8	22,040,000	100.0%	22,040,000
Montgomery Co MUD # 84	27,110,000	100.0%	27,110,000
Montgomery Co MUD # 88	19,370,000	100.0%	19,370,000
Montgomery Co MUD # 9	25,095,000	100.0%	25,095,000
Montgomery Co MUD # 95	54,585,000	100.0%	54,585,000
Montgomery Co MUD # 99	21,445,000	100.0%	21,445,000
Montgomery Co MUD # 105	57,960,000	100.0%	57,960,000
Montgomery Co MUD # 107	20,510,000	100.0%	20,510,000
Montgomery Co MUD # 111	27,380,000	100.0%	27,380,000
Montgomery Co MUD # 112	39,500,000	100.0%	39,500,000
Montgomery Co MUD # 113	124,135,000	100.0%	124,135,000
Montgomery Co MUD # 115	40,660,000	100.0%	40,660,000
Montgomery Co MUD # 119	90,145,000	100.0%	90,145,000
Montgomery Co MUD # 121	19,925,000	100.0%	19,925,000
Montgomery Co MUD # 126	22,955,000	100.0%	22,955,000
Montgomery Co MUD # 127	21,290,000	100.0%	21,290,000
Montgomery Co MUD # 132	10,855,000	100.0%	10,855,000
Montgomery Co MUD # 137	21,905,000	100.0%	21,905,000
Montgomery Co MUD # 138	16,520,000	100.0%	16,520,000
Montgomery Co MUD # 142	8,760,000	100.0%	8,760,000

MONTGOMERY COUNTY, TEXAS

TABLE XII

Direct and Overlapping Debt

September 30, 2022

	Debt Outstanding	Percentage Applicable to Montgomery County [1]	Amount Applicable to Montgomery County
Special Districts:(Continued)			
Montgomery Co MUD # 148	4,195,000	100.0%	4,195,000
Montgomery Co MUD # 15	40,320,000	100.0%	40,320,000
Montgomery Co MUD # 16	2,130,000	100.0%	2,130,000
Montgomery Co MUD # 164	5,000,000	100.0%	5,000,000
Montgomery Co MUD # 18	7,715,000	100.0%	7,715,000
Montgomery Co MUD # 24	7,440,000	100.0%	7,440,000
Montgomery Co MUD # 36	1,370,000	100.0%	1,370,000
Montgomery Co MUD # 39	9,760,000	100.0%	9,760,000
Montgomery Co MUD # 42	8,590,000	100.0%	8,590,000
Montgomery Co MUD # 46	55,475,000	100.0%	55,475,000
Montgomery Co MUD # 47	13,325,000	100.0%	13,325,000
Montgomery Co MUD # 56	2,130,000	100.0%	2,130,000
Montgomery Co MUD # 60	6,940,000	100.0%	6,940,000
Montgomery Co MUD # 67	17,360,000	100.0%	17,360,000
Montgomery Co MUD # 83	11,920,000	100.0%	11,920,000
Montgomery Co MUD # 89	16,485,000	100.0%	16,485,000
Montgomery Co MUD # 90	6,135,000	100.0%	6,135,000
Montgomery Co MUD # 92	10,215,000	100.0%	10,215,000
Montgomery Co MUD # 94	23,585,000	100.0%	23,585,000
Montgomery Co MUD # 98	14,435,000	100.0%	14,435,000
Montgomery Co MUD #108	2,440,000	100.0%	2,440,000
Montgomery Co MUD #128A	18,750,000	100.0%	18,750,000
Montgomery Co MUD #139	52,195,000	100.0%	52,195,000
Montgomery Co MUD #141	11,850,000	100.0%	11,850,000
Montgomery Co MUD #166	8,660,000	100.0%	8,660,000
Montgomery Co MUD #96	11,000,000	100.0%	11,000,000
Montgomery Co UD # 2	5,235,000	100.0%	5,235,000
Montgomery Co UD # 3	3,480,000	100.0%	3,480,000
Montgomery Co UD # 4	15,990,000	100.0%	15,990,000
Montgomery WC&ID # 1	19,039,997	100.0%	19,039,997
New Caney MUD	50,948,524	100.0%	50,948,524
Point Aquarius MUD	9,100,000	100.0%	9,100,000
Porter MUD	4,930,000	100.0%	4,930,000
Porter MUD	3,690,000	100.0%	3,690,000
Porter MUD	22,015,000	100.0%	22,015,000
Porter MUD-Hendricks Defined Area	11,715,000	100.0%	11,715,000
Rayford Rd MUD	21,710,000	100.0%	21,710,000
River Plantation MUD	8,610,000	100.0%	8,610,000
Roman Forest Cons MUD	10,825,000	100.0%	10,825,000
Roman Forest PUD # 4	765,000	100.0%	765,000

THIS PAGE LEFT BLANK INTENTIONALLY

MONTGOMERY COUNTY, TEXAS

TABLE XII

Direct and Overlapping Debt

September 30, 2022

	Debt Outstanding	Percentage Applicable to Montgomery County [1]	Amount Applicable to Montgomery County
Special Districts:(Continued)			
Southeast Regional Management District	18,530,000	87.0%	16,113,688
Southern Montg Co MUD	8,140,000	100.0%	8,140,000
Spring Creek UD	60,330,000	100.0%	60,330,000
Stanley Lake MUD	21,225,000	100.0%	21,225,000
Texas National MUD	6,220,000	100.0%	6,220,000
The Woodlands Metro Ctr MUD	8,080,000	100.0%	8,080,000
The Woodlands RUD # 1	31,180,000	98.8%	30,808,958
Valley Ranch MUD # 1	34,260,000	100.0%	34,260,000
Valley Ranch Town Center Management Dis	20,560,000	100.0%	20,560,000
Wood Trace MUD #1	30,845,000	100.0%	30,845,000
Woodridge MUD	21,890,000	100.0%	21,890,000
Total Special Districts	2,534,553,522		1,945,174,963
Cities:			
Cleveland	16,490,000	3.8%	626,620
Conroe	431,220,000	100.0%	431,220,000
Houston	3,163,795,000	0.4%	11,706,042
Magnolia	38,021,696	100.0%	38,021,696
Montgomery	8,355,000	100.0%	8,355,000
Oak Ridge North	12,920,000	100.0%	12,920,000
Panorama Village	2,410,000	100.0%	2,410,000
Patton Village	3,463,000	100.0%	3,463,000
Roman Forest	2,995,000	100.0%	2,995,000
Shenandoah	18,455,000	100.0%	18,455,000
Splendora	4,960,000	100.0%	4,960,000
Willis	22,620,000	86.3%	19,523,322
Woodlands	19,333,000	100.0%	19,333,000
Total Cities	3,745,037,696		573,988,680
School Districts			
Cleveland I.S.D.	305,904,989	1.3%	3,946,174
Conroe I.S.D.	1,616,515,000	100.0%	1,616,515,000
Magnolia I.S.D.	120,530,000	100.0%	120,530,000
Montgomery I.S.D.	409,105,000	100.0%	409,105,000
New Caney I.S.D.	561,995,000	98.7%	554,408,068
Richards I.S.D.	6,280,000	23.4%	1,472,032
Splendora I.S.D.	47,845,000	100.0%	47,845,000
Tomball I.S.D.	685,985,000	6.7%	46,166,791
Willis I.S.D.	372,460,000	100.0%	372,460,000
Total School Districts	4,126,619,989		3,172,448,064
TOTAL OVERLAPPING DEBT	10,406,211,207		5,691,611,706
TOTAL DIRECT AND OVERLAPPING DEBT	$ 10,928,314,347		$ 6,213,714,846

[1] The percentage of overlapping debt applicable is computed by dividing the other entity's net taxable assessed property value by the net taxable assessed property value in all of Montgomery County

MONTGOMERY COUNTY, TEXAS

Pledged-Revenue Coverage

Last Ten Fiscal Years

	Lease Revenue Bonds [1]					
		Less:	Net:	Debt Service		
Year	Lease Payments	Operating Expenses	Available Revenue	Principal	Interest	Coverage
2013	$ 19,053,761	$ 17,818,794	$ 1,234,967	$ 1,715,150	$ 1,728,330	0.36
2014	-	-	-	-	-	-
2015	-	-	-	-	-	-
2016	-	-	-	-	-	-
2017	-	-	-	-	-	-
2018	-	-	-	-	-	-
2019	-	-	-	-	-	-
2020	-	-	-	-	-	-
2021	-	-	-	-	-	-
2022	-	-	-	-	-	-

NOTE: Details regarding the County's outstanding debt can be found in the notes to the financial statements. Operating expenses do not include interest, depreciation or amortization expenses.

[1] The revenue bonds were issued in 2007 to finance the construction of an 1,100 bed facility. The County began lease purchasing the facility from the Jail Financing Corporation in fiscal year 2010. The bonds were backed from the lease payments that the County will make to the Jail Financing Corporation. During fiscal year 2013, the detention facility was sold to the operator, GEO Corrections, and utilized the proceeds of the sale to defease the debt.

[2] The County has pledged pass-through tolling revenue to repay the debt service on selected bond issues.

Pass-Through Toll Revenue Bonds [2]			
TXDOT Revenue	Debt Service		
	Principal	Interest	Coverage
$ 25,969,528	$ 6,785,000	$ 3,589,583	2.50
29,275,155	7,080,000	3,356,300	2.86
35,248,559	7,410,000	3,025,850	3.38
42,260,009	7,760,000	2,678,400	4.05
49,268,909	36,405,000	10,696,550	1.05
18,285,240	16,420,000	873,900	1.06
-	-	-	-
-	-	-	-
-	-	-	-
-	-	-	-

THIS PAGE LEFT BLANK INTENTIONALLY

DEMOGRAPHIC AND ECONOMIC INFORMATION

MONTGOMERY COUNTY, TEXAS **TABLE XIV**

Demographic and Economic Statistics

Last Ten Fiscal Years

Year	Population [1]	Personal Income [2][3]	Per Capita Personal Income [3]	School Enrollment [4]	School Average Daily Attendance [4]	Unemployment Rate [5]
2013	491,636	$ 26,549,916	$ 53,192	95,815	91,235	5.3%
2014	502,920	32,773,154	65,166	98,887	92,983	4.7%
2015	518,947	32,310,508	62,262	101,598	96,755	4.3%
2016	537,559	31,553,145	58,697	120,488	114,955	4.3%
2017	563,209	N/A	N/A	126,748	121,309	4.1%
2018	570,934	N/A	N/A	132,903	125,757	3.8%
2019	590,925	N/A	N/A	137,294	130,003	3.3%
2020	607,391	N/A	N/A	142,313	134,755	8.2%
2021	642,633	N/A	N/A	149,834	141,108	5.1%
2022	669,853	N/A	N/A	143,564	132,297	3.8%

[1] Source: Conroe Lake Conroe Chamber of Commerce
[2] Amounts expressed in thousands.
[3] Source: Texas Workforce Commission website
Information for fiscal years 2011 through 2016 from The Bureau of Economic Analysis website
Personal income information for 2017, through 2022 is not available.
[4] Source: Superintendent's Annual Report: Includes the nine independent school districts located in the County
[5] Source: The Work Source website
http://www.wrksolutions.com/Documents/Employer/LMI/unemploymentrates/LAUSHISTORY.pdf

Principal Employers

Current Year and Nine Years Ago

2022 Employer [3]	Employees	Percentage of Total County Employment [2]
Conroe Independent School District	4,596	1.67%
Memorial Hermann - The Woodlands Medical Center	2,974	1.08%
St. Lukes Health	1,857	0.67%
Houston Methodist The Woodlands Hospital	1,850	0.67%
Alight Solutions	1,530	0.55%
Lone Star College	1,362	0.49%
Texas Children's	1,148	0.42%
Chevron Phillips Chemical Company	1,070	0.39%
Woodforest National Bank	1,029	0.37%
Entergy Texas	977	0.35%
	18,393	6.67%

2013 Employer [1]	Employees	Percentage of Total County Employment [2]
Conroe Independent School District	6,110	2.49%
Anadarko Petroleum	3,481	1.42%
Montomgery County, Texas	2,089	0.85%
Aon Hewitt	1,800	0.73%
Magnolia Independent School District	1,552	0.63%
New Caney Independent School District	1,501	0.61%
Memorial Herman - The Woodlands	1,400	0.57%
St. Luke's The Woodlands Hospital	1,348	0.55%
Willis Independent School District	841	0.35%
Woodforest National Bank	816	0.33%
	20,938	8.53%

[1] Source: http://socrates.cdr.state.tx.us/iSocrates/Employers/EmployerContacts2.asp. Information has been derived form the South Montgomery County Economic Development Partnership and the SOCRATES database listed above.

[2] Total County Employment for 2012 and 2021: 225,179 and 275,749 respectively. Source: http://www.wrksolutions.com

[3] Source: http://www.edpartnership.net

THIS PAGE LEFT BLANK INTENTIONALLY

OPERATING INFORMATION

MONTGOMERY COUNTY, TEXAS

County Employees by Function [1]

Last Ten Fiscal Years

Function	2013	2014	2015	2016	2017	2018
General Administration	132	130	132	125	125	123
Judicial	289	291	297	296	304	301
Legal Services	32	33	32	33	34	34
Elections	11	11	12	15	15	13
Financial Administration	103	99	93	98	102	99
Public Facilities	404	398	415	416	420	433
Public Safety	662	679	714	742	762	777
Health and Welfare	48	46	47	48	89	91
Culture and Recreation	161	162	163	140	141	140
Conservation	21	10	19	10	20	23
Public Transportation	226	230	232	249	259	258
General Government	-	-	-	-	-	-
Financial Administration	-	-	-	-	-	-
Health & Human Services	-	-	-	-	-	-
Culture & Recreation	-	-	-	-	-	-
Law Enforcement & Corrections	-	-	-	-	-	-
Legal & Judicial	-	-	-	-	-	-
Transportation	-	-	-	-	-	-
	2,089	2,089	2,156	2,172	2,271	2,292

[1] Source: Montgomery County Budget Office.

2019	2020	2021	2022
119	-	-	-
284	-	-	-
34	-	-	-
15	-	-	-
98	-	-	-
371	-	-	-
1011	-	-	-
90	-	-	-
120	-	-	-
23	-	-	-
213	-	-	-
-	233	232	485
-	115	116	123
-	117	124	134
-	174	213	208
-	1,297	1,429	1,604
-	342	238	265
-	227	227	255
2,378	2,505	2,579	3,074

MONTGOMERY COUNTY, TEXAS

Operating Indicators by Function

Last Ten Fiscal Years

Function	2013	2014	2015	2016
General Government				
Construction permits issued [1]	4,336	4,947	4,754	4,052
Estimated value of construction [1] [2]	1,344,371	2,019,423	1,381,849	1,414,524
Health inspections performed [3]	14,968	15,623	17,274	16,552
Birth certificates filed [4]	5,325	5,392	6,602	5,766
Death certificates filed [4]	2,384	2,638	2,820	2,874
Marriage license applications [4]	2,630	2,795	4,505	2,927
Registered voters [5]	265,424	274,536	289,000	308,597
Number of voting precincts [5]	86	89	89	90
Public Safety - Sheriff				
Total arrests [6]	22,758	24,679	22,523	21,483
Average number of inmates [6]	1,033	1,152	1,058	999
Calls for service [6]	333,548	346,749	317,501	411,796
Number of accidents investigated [6]	1,356	2,385	4,184	4,937
Miles patrolled [6]	5,906,651	5,747,155	5,876,771	4,063,212
Gallons of gas used [6]	465,391	468,806	490,073	368,033
Culture and Recreation - Libraries (tentative)				
Number of items checked out [7]	1,996,503	2,018,491	2,055,189	2,066,886
Number of libraries [7]	7	7	7	7
Volumes in collection [7]	691,892	686,870	665,009	694,536
Number of library visits [7]	1,184,833	1,108,782	1,107,085	1,105,760
Library programs attendance [7]	118,959	124,738	130,780	134,163

[1] Source: Montgomery County Engineer.
[2] Dollar values are in thousands.
[3] Source: Montgomery County Health Department.
[4] Source: Montgomery County Clerk.
[5] Source: Montgomery County Elections Administrator.
[6] Source: Montgomery County Sheriff's Department.
[7] Source: Montgomery County Memorial Library System Annual Report.

2017	2018	2019	2020	2021	2022
4,381	5,549	5,057	6,857	9,720	10,392
1,386,391	1,514,299	1,582,931	1,742,289	2,339,301	2,855,453
16,197	16,719	15,406	13,599	9,844	8,606
6,996	8,144	6,436	6,450	6,905	7,011
3,643	4,437	3,167	3,716	4,465	3,727
2,869	4,420	2,871	2,824	3,024	3,445
315,946	330,768	339,779	364,581	384,248	407,364
90	96	96	100	100	111
22,473	18,855	22,402	18,481	19,061	7,189
933	944	937	859	942	931
355,936	610,315	672,825	411,121	399,930	294,957
5,931	6,063	6,125	7,638	9,322	7,324
4,232,396	3,952,673	4,279,456	4,732,334	5,652,288	5,135,316
368,412	343,644	388,891	407,036	414,531	447,385
2,192,792	2,547,829	2,820,839	1,973,871	2,433,970	2,651,209
7	7	7	7	7	7
711,777	717,314	703,658	677,853	641,105	651,563
1,075,000	923,129	901,935	498,055	473,879	656,351
169,467	150,020	169,079	102,934	40,531	66,700

MONTGOMERY COUNTY, TEXAS

Capital Asset and Infrastructure Statistics by Function

Last Ten Fiscal Years

Function	2013	2014	2015	2016
General Government				
Office Buildings/Courthouses [1]	43	38	44	49
Public Safety - Sheriff				
Sheriff's Vehicles [2]	463	467	505	512
Academy Square Footage [1]	13,800	13,800	13,800	13,800
Public Transportation				
County Roads (miles) [3]	2,685	2,703	2,704	2,751
Bridges [3]	159	159	160	160
Public Facilities				
Park Acreage [4]	2,061	2,061	2,089	2,089
Convention Center Square Footage [5]	56,000	56,000	56,000	56,000
Community Centers [2]	17	17	17	17
Culture and Recreation				
	171,400	171,400	171,400	173,800

[1] Montgomery County Risk Management Department. Includes the offices of the four County Commissioners.
[2] Montgomery County Auditor's Office Capital Assets Listing.
[3] Montgomery County Engineer.
[4] Montgomery County Parks Divisions in the Commissioners' offices.
[5] Montgomery County Civic Center Complex.
[6] Montgomery County Memorial Library System Annual Report.

2017	2018	2019	2020	2021	2022
49	49	49	49	51	51
555	648	650	627	714	733
13,800	13,800	13,800	13,800	13,800	13,800
2,771	2,811	2,843	2,878	2,931	2,981
160	160	160	160	283	287
2,089	2,289	2,289	2,289	2,289	1,343
56,000	56,000	56,000	56,000	56,000	56,000
17	17	17	17	17	16
173,800	173,800	173,800	173,800	173,800	173,800

THIS PAGE LEFT BLANK INTENTIONALLY

Capital Assets Used in the Operation of Governmental Activities
Schedule by Source

September 30, 2022

GOVERNMENTAL ACTIVITIES CAPITAL ASSETS:		
Land	$	150,581,013
Buildings		228,931,455
Improvements other than buildings		28,287,209
Equipment		160,059,675
Infrastructure		1,804,686,951
Right to use equipment		1,601,285
Right to use building		3,387,562
Construction in progress		38,064,425
TOTAL GOVERNMENTAL ACTIVITIES CAPITAL ASSETS	$	2,415,599,575
INVESTMENT IN GOVERNMENTAL ACTIVITIES CAPITAL ASSETS BY SOURCE:		
General Fund	$	403,877,575
Special Revenue activities		1,970,313,732
Capital Projects activities		40,358,242
Internal Service activities		1,050,026
TOTAL GOVERNMENTAL ACTIVITIES CAPITAL ASSETS	$	2,415,599,575

This schedule presents only the capital asset balances related to governmental activities. Accordingly, the capital assets reported in internal service funds are included in the above amounts.

MONTGOMERY COUNTY, TEXAS

Capital Assets Used in the Operation of Governmental Activities
Schedule by Function and Activity

September 30, 2022

Function and Activity	Total	Land	Buildings
GENERAL ADMINISTRATION:			
Building Maintenance	$ 1,596,869	$ -	$ 171,407
Custodial Services	813,688	30,715	174,371
Civic Center	18,072,391	88,214	15,586,323
Commns/Info Services	25,396,740	-	86,904
County Buildings	100,597,436	-	97,971,816
County Clerk	272,918	-	-
County Land	6,744,886	6,495,072	-
Elections Administrator	12,052,017	3,000	582,570
Risk Management	1,130,858	-	951,264
TOTAL GENERAL ADMINISTRATION	166,677,803	6,617,001	115,524,655
FINANCIAL ADMINISTRATION			
County Auditor	20,945	-	-
County Treasurer	11,890	-	-
Purchasing Agent	85,995	-	-
Tax Assessor/Collector	332,616	20,631	-
Budget Office	34,822	-	-
TOTAL FINANCIAL ADMINISTRATION	486,268	20,631	-
HEALTH AND HUMAN SERVICES			
Extension Agents	1,583,895	8,183	815,958
Mental health Treatment Facility	32,709,541	2,631,689	28,503,746
Community Development	11,692,093	563,626	10,614,528
Recycling Stations	265,594	-	61,318
Public Health	8,545,188	159,705	6,136,990
TOTAL HEALTH AND HUMAN SERVICES	54,796,311	3,363,203	46,132,540

Improvements Other than Buildings	Equipment	Infrastructure	Right to use Equipment	Right to use Building
$ 32,788	$ 1,361,920	$ -	$ 30,754	-
6,155	586,776	-	15,671	-
1,577,781	472,014	-	348,059	-
1,061,451	22,447,688	-	1,800,697	-
651,711	-	36,490	1,937,419	-
-	267,662	-	5,256	-
119,913	-	-	129,901	-
70,469	11,163,867	-	232,111	-
2,393	155,422	-	21,779	-
3,522,661	36,455,349	36,490	4,521,647	-
-	20,945	-	-	-
-	11,890	-	-	-
-	85,995	-	-	-
226,105	85,880	-	-	-
-	34,822	-	-	-
226,105	239,532	-	-	-
758,485	-	-	1,269	-
1,114,493	433,399	-	26,214	-
-	504,569	-	9,370	-
53,478	150,585	-	213	-
231,247	2,010,398	-	6,848	-
2,157,703	3,098,951	-	43,914	-

MONTGOMERY COUNTY, TEXAS

Capital Assets Used in the Operation of Governmental Activities
Schedule by Function and Activity

September 30, 2022

Function and Activity	Total	Land	Buildings
CULTURE & RECREATION			
Memorial Library	25,101,766	3,637,627	16,764,357
Parks	29,478,725	9,310,958	4,338,293
TOTAL CULTURE & RECREATION	54,580,491	12,948,585	21,102,650
LAW ENFORCEMENT AND CORRECTIONS			
Emergency Management	24,543,979	-	629,431
Fire Marshal	999,795	-	-
Constables	10,266,920	22,813	462,577
Sheriff	78,398,050	3,183,488	18,587,844
District Attorney Forfeitures	518,504	-	14,838
District Attorney	188,036	-	-
Jail	6,412,225	-	5,778,404
Juvenile Probation	1,913,754	-	1,467,231
Adult Probation	13,151	-	13,151
LAW ENFORCEMENT AND CORRECTIONS	123,254,414	3,206,301	26,953,476
LEGAL and JUDICIAL SERVICES			
Courts	72,288	-	-
District Clerk	7,121	-	7,121
Justice of Peace	3,198,289	-	2,946,780
Law Library	718,072	-	-
LEGAL and JUDICIAL SERVICES	3,995,770	-	2,953,901
PUBLIC TRANSPORTATION			
Engineer	39,483	-	-
Traffic Operations	2,213,157	306	1,391,216
Commissioners' Operations	1,911,425,134	120,633,682	7,687,402
Airport	60,066,319	1,688,128	7,185,614
TRANSPORTATION	1,973,744,093	122,322,116	16,264,232
SUBTOTAL	2,377,535,150	$ 148,477,837	$ 228,931,454
Construction in progress	38,064,425		
TOTAL GOVERNMENTAL ACTIVITIES CAPITAL ASSETS	$ 2,415,599,575		

Improvements Other than Buildings	Equipment	Infrastructure	Right to Use Equipment	Right to Use Building
50,692	4,649,090	-	-	-
15,829,474	-	-	-	-
15,880,166	4,649,090	-	-	-
434,939	23,479,609	-	-	-
-	999,795	-	-	-
68,913	9,712,617	-	-	-
1,719,275	51,864,019	2,620,139	-	423,285
23,181	480,485	-	-	-
-	188,036	-	-	-
16,697	617,124	-	-	-
-	446,523	-	-	-
-	-	-	-	-
2,263,005	87,788,208	2,620,139	-	423,285
926	71,362	-	-	-
-	-	-	-	-
35,467	216,042	-	-	-
-	718,072	-	-	-
36,393	1,005,476	-	-	-
-	39,483	-	-	-
-	821,635	-	-	-
3,364,594	27,202,009	1,752,537,447	-	-
834,364	863,119	49,495,094	-	-
4,198,958	28,926,246	1,802,032,541	-	-
$ 28,284,991	$ 162,162,852	$ 1,804,689,170	$ 4,565,561	$ 423,285

MONTGOMERY COUNTY, TEXAS

TABLE XXI

Capital Assets Used in the Operation of Governmental Activities
Schedule of Changes by Function and Activity

September 30, 2022

Function and Activity	Capital Assets October 1, 2021	Additions	Deletions	Capital Assets September 30, 2022
GENERAL ADMINISTRATION:				
Building Maintenance	$ 1,599,788	$ 106,872	$ 109,791	$ 1,596,869
Custodial Services	675,347	157,083	18,742	813,688
Civic Center	17,748,473	429,480	105,562	18,072,391
Commns/Info Services	22,998,247	2,510,409	111,916	25,396,740
County Buildings	98,660,017	1,937,419	-	100,597,436
County Clerk	383,616	5,256	115,954	272,918
County Land	6,614,985	129,901	-	6,744,886
Elections Administrator	4,108,212	7,998,135	54,330	12,052,017
Risk Management	1,101,066	29,792	-	1,130,858
TOTAL GENERAL ADMINISTRATION	153,889,751	13,304,347	516,295	166,677,803
FINANCIAL ADMINISTRATION:				
County Auditor	20,945	-	-	20,945
County Treasurer	11,890	-	-	11,890
Purchasing Agent	36,931	2,286,524	2,237,460	85,995
Tax Assessor/Collector	106,512	226,104	-	332,616
Budget Office	-	34,822	-	34,822
TOTAL FINANCIAL ADMINISTRATION	176,278	2,547,450	2,237,460	486,268
HALTH AND HUMAN SERVICES				
Extension Agents	1,582,626	1,269	-	1,583,895
Mental Health Treatment	32,662,775	46,766	-	32,709,541
Community Development	11,598,328	96,665	2,900	11,692,093
Recycling Stations	265,381	213	-	265,594
Public Health	9,140,617	538,659	1,134,088	8,545,188
TOTAL HEALTH AND HUMAN SERVICES	55,249,727	683,572	1,136,988	54,796,311

MONTGOMERY COUNTY, TEXAS

TABLE XXI

Capital Assets Used in the Operation of Governmental Activities
Schedule of Changes by Function and Activity

September 30, 2022

Function and Activity	Capital Assets October 1, 2021	Additions	Deletions	Capital Assets September 30, 2022
CULTURE & RECREATION:				
Memorial Library	25,104,118	416,610	418,962	25,101,766
Parks	29,263,939	266,879	52,093	29,478,725
TOTAL CULTURE & RECREATION	54,368,057	683,489	471,055	54,580,491
PUBLIC SAFETY:				
Emergency Management	23,001,597	1,555,494	13,112	24,543,979
Fire Marshal	885,824	113,971	-	999,795
Constables	8,870,571	1,912,542	516,193	10,266,920
Sheriff	65,892,487	19,212,542	6,706,979	78,398,050
District Attorney Forfeitures	518,504	-	-	518,504
District Attorney	326,665	97,030	235,659	188,036
Jail	6,417,471	-	5,246	6,412,225
Juvenile Probation	1,913,754	-	-	1,913,754
Adult Probation	13,151	-	-	13,151
TOTAL PUBLIC SAFETY	107,840,024	22,891,579	7,477,189	123,254,414
LEGAL AND JUDICIAL				
Courts	124,789	-	52,501	72,288
District Clerk	85,304	-	78,183	7,121
Justice of Peace	3,155,337	58,177	15,225	3,198,289
Law Library	656,627	61,445	-	718,072
TOTAL LEGAL AND JUDICIAL	4,022,057	119,622	145,909	3,995,770
PUBLIC TRANSPORTATION:				
Engineers	49,958	-	10,475	39,483
Traffic Operations	1,870,974	390,583	48,400	2,213,157
Commissioners' Operations	1,820,540,243	95,341,166	4,456,275	1,911,425,134
Airport	52,455,072	7,927,391	316,144	60,066,319
TOTAL PUBLIC TRANSPORTATION	1,874,916,247	103,659,140	4,831,294	1,973,744,093
Construction in progress	52,404,171	33,460,344	47,800,090	38,064,425
TOTAL GOVERNMENTAL ACTIVITIES CAPITAL ASSETS	$ 2,302,866,312	$ 177,349,543	$ 64,616,280	$ 2,415,599,575

THIS PAGE LEFT BLANK INTENTIONALLY

MONTGOMERY COUNTY, TEXAS

SINGLE AUDIT REPORT

SEPTEMBER 30, 2022

MONTGOMERY COUNTY, TEXAS

TABLE OF CONTENTS

SEPTEMBER 30, 2022

	Page Number
Independent Auditor's Report on Internal Control Over Financial Reporting and on Compliance and Other Matters Based on an Audit of Financial Statements Performed in Accordance With *Government Auditing Standards*	1 – 2
Independent Auditor's Report on Compliance With Requirements That Could Have a Direct and Material Effect on Each Major Program and on Internal Control Over Compliance in Accordance With the *Uniform* Guidance and the State of Texas *Uniform Grant Management Standards*	3 – 4
Schedule of Expenditures of Federal and State Awards	5 – 9
Notes to Schedule of Expenditures of Federal and State Awards	10
Schedule of Findings and Questioned Costs	11 – 12
Schedule of Prior Year Findings	13

THIS PAGE LEFT BLANK INTENTIONALLY

PATTILLO, BROWN & HILL, L.L.P.
401 West State Highway 6
Waco, Texas 76710
254.772.4901 | pbhcpa.com

INDEPENDENT AUDITOR'S REPORT ON INTERNAL CONTROL OVER FINANCIAL REPORTING AND ON COMPLIANCE AND OTHER MATTERS BASED ON AN AUDIT OF FINANCIAL STATEMENTS PERFORMED IN ACCORDANCE WITH *GOVERNMENT AUDITING STANDARDS*

Honorable County Judge and
County Commissioners
Conroe, Texas

We have audited, in accordance with the auditing standards generally accepted in the United States of America and the standards applicable to financial audits contained in *Government Auditing Standards* issued by the Comptroller General of the United States, the financial statements of the governmental activities, the business-type activities, the discretely presented component unit, each major fund, and the aggregate remaining fund information of Montgomery County, Texas, as of and for the year ended September 30, 2022, and the related notes to the financial statements, which collectively comprise Montgomery County, Texas' basic financial statements, and have issued our report thereon dated March 28, 2023.

Report on Internal Control Over Financial Reporting

In planning and performing our audit of the financial statements, we considered Montgomery County, Texas internal control over financial reporting (internal control) as a basis for designing audit procedures that are appropriate in the circumstances for the purpose of expressing our opinions on the financial statements, but not for the purpose of expressing an opinion on the effectiveness of Montgomery County, Texas internal control. Accordingly, we do not express an opinion on the effectiveness of Montgomery County, Texas internal control.

A *deficiency* in internal control exists when the design or operation of a control does not allow management or employees in the normal course of performing their assigned functions, to prevent, or detect and correct misstatements on a timely basis. A *material weakness* is a deficiency, or a combination of deficiencies, in internal control, such that there is a reasonable possibility that a material misstatement of the entity's financial statements will not be prevented, or detected and corrected on a timely basis. A *significant deficiency* is a deficiency, or a combination of deficiencies, in internal control that is less severe than a material weakness, yet important enough to merit attention by those charged with governance.

Our consideration of internal control was for the limited purpose described in the first paragraph of this section and was not designed to identify all deficiencies in internal control that might be material weaknesses or significant deficiencies. Given these limitations, during our audit we did not identify any deficiencies in internal control that we consider to be material weaknesses. However, material weaknesses or significant deficiencies may exist that were not identified.

Report on Compliance and Other Matters

As part of obtaining reasonable assurance about whether Montgomery County, Texas financial statements are free from material misstatement, we performed tests of its compliance with certain provisions of laws, regulations, contracts, and grant agreements, noncompliance with which could have a direct and material effect on the financial statements. However, providing an opinion on compliance with those provisions was not an objective of our audit and, accordingly, we do not express such an opinion. The results of our tests disclosed no instances of noncompliance or other matters that are required to be reported under *Government Auditing Standards.*

OFFICE LOCATIONS
TEXAS | Waco | Temple | Hillsboro | Houston
NEW MEXICO | Albuquerque

AICPA GAQC Member

Purpose of this Report

The purpose of this report is solely to describe the scope of our testing of internal control and compliance and the results of that testing, and not to provide an opinion on the effectiveness of the entity's internal control or on compliance. This report is an integral part of an audit performed in accordance with *Government Auditing Standards* in considering the entity's internal control and compliance. Accordingly, this communication is not suitable for any other purpose.

Pattillo, Brown & Hill, L.L.P.

Waco, Texas
March 28, 2023

PATTILLO, BROWN & HILL, L.L.P.
401 West State Highway 6
Waco, Texas 76710
254.772.4901 | pbhcpa.com

INDEPENDENT AUDITOR'S REPORT ON COMPLIANCE FOR EACH MAJOR PROGRAM AND ON INTERNAL CONTROL OVER COMPLIANCE IN ACCORDANCE WITH THE UNIFORM GUIDANCE AND THE STATE OF TEXAS *UNIFORM GRANT MANAGEMENT STANDARDS*

Honorable County Judge and
County Commissioners
Conroe, Texas

Report on Compliance for Each Major Federal and State Programs

Opinion on Each Major Federal and State Programs

We have audited Montgomery County, Texas (the "County") compliance with the types of compliance requirements described in the *U.S. Office of Management and Budget (OMB) Compliance Supplement* and the *State of Texas Uniform Grant Management Standards* ("*UGMS*") that could have a direct and material effect on each of the County's major federal and state programs for the year ended September 30, 2022. The County's major federal and state programs are identified in the summary of auditors' results section of the accompanying schedule of findings and questioned costs.

In our opinion, the County complied, in all material respects, with the types of compliance requirements referred to above that could have a direct and material effect on each of its major federal and state programs for the year ended September 30, 2022.

Basis for Opinion on Each Major Federal and State Programs

We conducted our audit of compliance in accordance with auditing standards generally accepted in the United States of America (GAAS); the standards applicable to financial audits contained in Government Auditing Standards issued by the Comptroller General of the United States (*Government Auditing Standards*); the audit requirements of Title 2 U.S. Code of Federal Regulations Part 200, *Uniform Administrative Requirements, Cost Principles, and Audit Requirements for Federal Awards* (Uniform Guidance); and *UGMS*. Our responsibilities under those standards and the Uniform Guidance are further described in the Auditor's Responsibilities for the Audit of Compliance section of our report.

We are required to be independent of the County and to meet our other ethical responsibilities, in accordance with relevant ethical requirements relating to our audit. We believe that the audit evidence we have obtained is sufficient and appropriate to provide a basis for our opinion on compliance for each major federal and state programs. Our audit does not provide a legal determination of the County's compliance with the compliance requirements referred to above.

Responsibilities of Management for Compliance

Management is responsible for compliance with the requirements referred to above and for the design, implementation, and maintenance of effective internal control over compliance with the requirements of laws, statutes, regulations, rules and provisions of contracts or grant agreements applicable to the County's federal and state programs.

Auditor's Responsibilities for the Audit of Compliance

Our objectives are to obtain reasonable assurance about whether material noncompliance with the compliance requirements referred to above occurred, whether due to fraud or error, and express an opinion on the County's compliance based on our audit. Reasonable assurance is a high level of assurance but is not absolute assurance and therefore is not a guarantee that an audit conducted in accordance with GAAS, *Government Auditing Standards*, the Uniform Guidance, and *UGMS* will always detect material noncompliance when it exists. The risk of not detecting material noncompliance resulting from fraud is higher than for that resulting from error, as fraud may involve collusion, forgery, intentional omissions, misrepresentations, or the override of internal control. Noncompliance with the compliance requirements referred to above is considered material, if there is a substantial likelihood that, individually or in the aggregate, it would influence the judgment made by a reasonable user of the report on compliance about County's compliance with the requirements of each major federal and state programs as a whole.

In performing an audit in accordance with GAAS, *Government Auditing Standards*, the Uniform Guidance, and *UGMS,* we:

- Exercise professional judgment and maintain professional skepticism throughout the audit.
- Identify and assess the risks of material noncompliance, whether due to fraud or error, and design and perform audit procedures responsive to those risks. Such procedures include examining, on a test basis, evidence regarding the County's compliance with the compliance requirements referred to above and performing such other procedures as we considered necessary in the circumstances.
- Obtain an understanding of the County's internal control over compliance relevant to the audit in order to design audit procedures that are appropriate in the circumstances and to test and report on internal control over compliance in accordance with the Uniform Guidance, but not for the purpose of expressing an opinion on the effectiveness of the County's internal control over compliance. Accordingly, no such opinion is expressed.

We are required to communicate with those charged with governance regarding, among other matters, the planned scope and timing of the audit and any significant deficiencies and material weaknesses in internal control over compliance that we identified during the audit.

Report on Internal Control Over Compliance

A *deficiency in internal control over compliance* exists when the design or operation of a control over compliance does not allow management or employees, in the normal course of performing their assigned functions, to prevent, or detect and correct noncompliance with a type of compliance requirement of a federal and state programs on a timely basis. A *material weakness in internal control over compliance* is a deficiency, or combination of deficiencies in internal control over compliance, such that there is a reasonable possibility that material noncompliance with a type of compliance requirement of a federal and state programs will not be prevented, or detected and corrected, on a timely basis. A *significant deficiency* in *internal control over compliance* is a deficiency, or a combination of deficiencies, in internal control over compliance with a type of compliance requirement of a federal and state programs that is less severe than a material weakness in internal control over compliance, yet important enough to merit attention by those charged with governance.

Our consideration of internal control over compliance was for the limited purpose described in the Auditor's Responsibilities for the Audit of Compliance section above and was not designed to identify all deficiencies in internal control over compliance that might be material weaknesses or significant deficiencies in internal control over compliance. Given these limitations, during our audit we did not identify any deficiencies in internal control over compliance that we consider to be material weaknesses, as defined above. However, material weaknesses or significant deficiencies in internal control over compliance may exist that were not identified.

Our audit was not designed for the purpose of expressing an opinion on the effectiveness of internal control over compliance. Accordingly, no such opinion is expressed.

The purpose of this report on internal control over compliance is solely to describe the scope of our testing of internal control over compliance and the results of that testing based on the requirements of the Uniform Guidance and *UGMS*. Accordingly, this report is not suitable for any other purpose.

Pattillo, Brown & Hill, L.L.P.

Waco, Texas
March 28, 2023

MONTGOMERY COUNTY, TEXAS

SCHEDULE OF EXPENDITURES OF FEDERAL AND STATE AWARDS

FOR THE YEAR ENDED SEPTEMBER 30, 2022

Federal Grantor/Pass-through Grantor/Program Title	Assistance Listing Number	Grantor's Pass-through Number	Federal Expenditures	Pass-through Expenditures
FEDERAL AWARDS				
U. S. Department of Agriculture				
Direct Program:				
National School Breakfast Program (21-22SY)	10.553	CEID: 01340	$ 25,268	$ -
National School Breakfast Program (22-23SY)	10.553	CEID: 01340	8,602	-
Total Assistance Listing 10.553			33,870	-
National School Lunch Program (21-22SY)	10.555	CEID: 01340	25,493	-
National School Lunch Program (22-23SY)	10.555	CEID: 01340	8,602	-
Total Assistance Listing 10.555			34,095	-
Total Direct Program			67,965	-
Total Child Nutrition Cluster			67,965	-
Total U. S. Department of Agriculture			67,965	-
U. S. Department of Housing and Urban Development				
Direct Program:				
Community Development Block Grant	14.218	B-12-UC-48-0006	767	-
Community Development Block Grant	14.218	B-15-UC-48-0006	23,982	-
Community Development Block Grant	14.218	B-16-UC-48-0006	28,515	-
Community Development Block Grant	14.218	B-17-UC-48-0006	33,420	-
Community Development Block Grant	14.218	B-18-UC-48-0006	42,856	42,856
Community Development Block Grant	14.218	B-19-UC-48-0006	19,879	15,746
Community Development Block Grant	14.218	B-20-UW-48-0006	1,207,943	1,142,141
Community Development Block Grant - COVID-19	14.218	B-20-UC-48-0006	31,813	30,728
Community Development Block Grant	14.218	B-21-UC-48-0006	818,979	356,838
Total Assistance Listing 14.218			2,208,154	1,588,309
Total CDBG Entitlement Grants Cluster			2,208,154	1,588,309
Emergency Shelter Grants Program (ESGP)	14.231	E-20-UC-48-0006	100,045	100,045
Emergency Shelter Grants Program (ESGP)	14.231	E-21-UC-48-0006	200,712	195,476
Emergency Shelter Grants Program (ESGP) - COVID-19	14.231	E-20-UC-48-0006	647,436	647,436
Total Assistance Listing 14.231			948,193	942,957
Home Program	14.239	M-19-UC-48-0235	284,903	284,903
Home Program	14.239	M-20-UC-48-0235	8,904	8,904
Home Program	14.239	M-21-UC-48-0235	30,242	-
Total Assistance Listing 14.239			324,049	293,807
Total Direct Program			3,480,396	2,825,073
Passed through General Land Office				
CDBG-DR Housing 2016 Floods	14.228	18-522-000-B262	1,099,440	-
CDBG-DR 2016 Floods Infrastructure	14.228	19-076-018-B367	1,687,787	-
CDBG-DR Housing Hurricane Harvey	14.228	20-066-001-B956	1,908,141	-
CDBG-DR Harvey Infrastructure	14.228	20-065-136-C491	5,544	-
Total Assistance Listing 14.228			4,700,912	-
Total passed through General Land Office			4,700,912	-
Total U. S. Department of Housing and Urban Development			8,181,308	2,825,073
U. S. Department of Justice				
Direct Program:				
Coronavirus Emergency Supplemental Funding	16.034	2020-VD-BX-0758	3,021	-
Crime Victim Assistance Coordinator	16.582	2019-V3-GX-0244	80,340	-
JAG Narcan Support	16.738	15PBJA-21-GG-01867-JAGX	54,300	-
Equitable Sharing Program - SO	16.922	TX170015A	21,925	-
Total Direct Program			159,586	-

MONTGOMERY COUNTY, TEXAS

SCHEDULE OF EXPENDITURES OF FEDERAL AND STATE AWARDS

FOR THE YEAR ENDED SEPTEMBER 30, 2022

Federal Grantor/Pass-through Grantor/Program Title	Assistance Listing Number	Grantor's Pass-through Number	Federal Expenditures	Pass-through Expenditures
U. S. Department of Justice (continued)				
Passed through Houston Police Department:				
Human Trafficking Rescue Alliance Task Force	16.320	N/A	31,623	-
Total passed through Houston Police Department			31,623	-
Passed through the Texas Office of the Governor, Criminal Justice Division:				
Child Victim Coordinator Project	16.575	2872004	81,277	-
First Responder Mental Health Program	16.575	4017702	95,513	-
Total Assistance Listing 16.575			176,790	-
Domestic Violence Investigator	16.588	3398305	84,614	-
Domestic Violence Investigator	16.588	3398306	6,474	-
Total Assistance Listing 16.588			91,088	-
State Criminal Alien Assistance Program	16.606	2020-AP-BX-1079	268,608	-
JAG-Accident Reconstruction and Traffic Investigations Unit	16.738	4208601	103,292	-
Total passed through the Texas Office of the Governor, Criminal Justice Division:			639,778	-
Total U. S. Department of Justice			830,987	-
U. S. Department of the Transportation				
Passed through Texas Department of Transportation:				
TXDOT Parallel Taxiway Project	20.106	1812CONRO	4,219,223	
TXDOT Taxiway G&F Design	20.106	1912CNROE/1912CONRO	2,739,335	
TXDOT Aviation - COVID-19	20.106	20CRCONRO	20,000	-
Total Assistance Listing 20.106			6,978,558	-
STEP-Click it or Ticket	20.614	2022-MoCoP1Co-CIOT-00049	1,265	-
Highway Safety Cluster:				
STEP-Comprehensive	20.600	2022-MoCoP1Co-S-1YG-00032	10,912	-
STEP-Comprehensive	20.600	2022-MontCoSO-S-1YG-00031	86,926	-
STEP IDM	20.600	2022-MoCoP2Co-IDM-0010	2,063	-
Total Assistance Listing 20.600			99,901	-
Alcohol Traffic Safety & Drunk Driving Prevention Incentive Grant	20.616	2022-MCDAO-G-1YG-0105	143,324	-
Total Highway Safety Cluster			243,225	-
Total passed through the Texas Department of Transportation			7,223,048	-
Total U. S. Department of Transportation			7,223,048	-
U. S. Department of the Treasury				
Direct program:				
Coronavirus Relief Fund - COVID-19	21.019	N/A	79,940	-
Emergency Rental Assistance Program - COVID-19	21.023	N/A	1,100,000	1,100,000
Coronavirus State and Local Fiscal Recovery Funds - COVID-19	21.027	N/A	14,293,187	4,223,602
Total Direct Program			15,473,127	5,323,602
Total U. S. Department of the Treasury			15,473,127	5,323,602
U.S. Institute of Museum and Library Services				
Passed through the State Library and Archives Commission:				
Interlibrary Loan Lending Reimbursement Program	45.310	LS-246193-OLS-20	18,039	-
Total passed through State Library and Archives Commission			18,039	-
Total U.S. Institute of Museum and Library Services			18,039	-

MONTGOMERY COUNTY, TEXAS

SCHEDULE OF EXPENDITURES OF FEDERAL AND STATE AWARDS

FOR THE YEAR ENDED SEPTEMBER 30, 2022

Federal Grantor/Pass-through Grantor/Program Title	Assistance Listing Number	Grantor's Pass-through Number	Federal Expenditures	Pass-through Expenditures
U.S. Elections Assistance Commission				
Passed through Texas Secretary of State:				
Help America Vote Act (HAVA) CARES Act - COVID-19	90.404	TX20101CARES-170	30,356	-
Total passed through Texas Secretary of State			30,356	-
Total U.S. Elections Assistance Commission			30,356	-
U.S. Department of Health and Human Services				
Passed through the Texas Department of Family and Protective Services				
Foster Care - Title IV-E	93.658	24731933	16,006	-
Foster Care - Title IV-E (ADM)	93.658	24731513	764,864	-
Total Assistance Listing 93.658			780,870	-
Total passed through the Texas Department of Family and Protective Services			780,870	-
Total U.S. Department of Health and Human Services			780,870	
U.S. Office of National Drug Control Policy				
Direct Program:				
High Intensity Drug Trafficking Areas Program	95.001	G20HN0017A	10,882	-
High Intensity Drug Trafficking Areas Program	95.001	G21HN0017A	84,300	-
Total Assistance Listing 95.001			95,182	-
Total Direct Program			95,182	-
Total U. S. Office of National Drug Control Policy			95,182	-
Federal Emergency Management Agency				
Passed through the Texas Water Development Board:				
FY16 Flood Mitigation Assistance	97.029	1600012123	2,790,651	-
FY19 Flood Mitigation Assistance	97.029	1900012533	3,935,547	-
Total Assistance Listing 97.029			6,726,198	-
Total passed through the Texas Water Development Board			6,726,198	-
Passed through the Texas Division of Emergency Management:				
COVID-19	97.036	FEMA-DR-4885-TX	53	-
Total passed through the Texas Division of Emergency Management:			53	-
Total Federal Emergency Management Agency			6,726,251	-

MONTGOMERY COUNTY, TEXAS

SCHEDULE OF EXPENDITURES OF FEDERAL AND STATE AWARDS

FOR THE YEAR ENDED SEPTEMBER 30, 2022

Federal Grantor/Pass-through Grantor/Program Title	Assistance Listing Number	Grantor's Pass-through Number	Federal Expenditures	Pass-through Expenditures
U.S. Department of Homeland Security				
Passed through the Texas Office of the Governor, Criminal Justice Division:				
HSGP - Community Preparedness & Regional	97.067	2976306	62,456	-
HSGP - Community Preparedness & Regional	97.067	2976307	194,908	-
HSGP - EOC/Regional Technology Sustainment	97.067	2976906	27,805	-
HSGP - EOC/Regional Technology Sustainment	97.067	2976907	94,887	-
HSGP - MoCo M&A	97.067	2986506	22,941	-
HSGP - MoCo M&A	97.067	2986507	16,152	-
HSGP - Hazmat Team Sustainment-Emerging Threats	97.067	3419304	66,940	-
HSGP - Hazmat Team Sustainment-Emerging Threats	97.067	3419305	121,432	-
HSGP - First Responder LE Special Response	97.067	3420703	139,616	-
HSGP - First Responder LE Special Response	97.067	3420704	684,027	-
HSGP - Combating Domestic Violent Extremism	97.067	3420705	373,551	-
HSGP - Emergency Operations Center Enh/Reg Tech.	97.067	3694703	112,532	-
HSGP - Portable Vehicle Barriers	97.067	3896201	26,525	-
HSGP - MC Otar AES	97.067	4107301	68,808	-
HSGP - Cybersecurity	97.067	4107302	291,708	-
HSGP - CBRN PPE	97.067	4107901	35,821	-
HSGP - Public Safety Dive Team	97.067	4129401	15,900	-
HSGP - Crowd Protection Initiative	97.067	4129901	262,450	-
HSGP - Crowd Protection Initiative	97.067	4129902	188,757	-
HSGP - First Responder Specialzed Team Sustainment	97.067	4130301	152,889	-
HSGP - First Responder Specialzed Team Sustainment	97.067	4130302	114,998	-
HSGP - DVE-MC Intel Analyst	97.067	4325301	9,834	-
HSGP - Regional Video Analytics	97.067	4512901	151,000	-
Total Assistance Listing 97.067			3,235,937	-
Total passed through the Texas Office of the Governor, Criminal Justice Division:			3,235,937	-
Total U. S. Department of Homeland Security			3,235,937	-
Total Federal Awards			$ 42,663,070	$ 8,148,675

MONTGOMERY COUNTY, TEXAS

SCHEDULE OF EXPENDITURES OF FEDERAL AND STATE AWARDS

FOR THE YEAR ENDED SEPTEMBER 30, 2022

State Grantor/Pass-through Grantor/Program Title	Grantor's Pass-through Number	State Expenditures	Pass-through Expenditures
STATE AWARDS			
Houston-Galveston Area Council			
Direct Program:			
MCTX Training Academy - SO	N/A	$ 108,947	-
Regional Juvenile Mental Health Services	N/A	18,000	-
Total Direct Program		126,947	-
Total Houston-Galveston Area Council		126,947	-
Texas Department of Motor Vehicles			
Direct Program:			
Montgomery County Auto Theft Task Force	608-22-1700000	417,731	-
Montgomery County Auto Theft Task Force	608-23-1700000	36,577	-
Total Direct Program		454,308	-
Total Texas Department of Motor Vehicles		454,308	-
Texas Department of Transportation			
Direct Program:			
Routine Airport Maintenance Program	M16M2212CONR	23,314	-
Routine Airport Maintenance Program	M16M2312CONR	2,145	-
Total Direct Program		25,458	-
Total Texas Department of Motor Vehicles		25,458	-
Texas Health and Human Services Commission			
Direct Program:			
Forensic Hospital Service	2016-048567-001F	15,733,260	-
Forensic Hospital Service	2016-048567-001G	1,211	-
Total Direct Program		15,734,471	-
Total Texas Health and Human Services Commission		15,734,471	-
Texas Indigent Defense Commission			
Direct Program:			
Indigent Defense Services - Formula Grant	212-22-170	357,174	-
Total Direct Program		357,174	-
Total Texas Indigent Defense Commission		357,174	-
Texas State Office of the Attorney General			
Direct Program:			
Crime Victim Notification- FY21	2219293	30,144	-
Veterans Court Program - TVC	GT-VTC21-008	145,219	-
Veterans Court Program - TVC	GT-VTC22-012	48,854	-
Total Direct Program		224,217	-
Indirect Program:			
Operation Lone Star (Border Security)	4386701	62,476	-
Total Texas State Office of the Attorney General		286,693	-
Total State Awards		$ 16,985,051	$ -

MONTGOMERY COUNTY, TEXAS

NOTES TO SCHEDULE OF EXPENDITURES
OF FEDERAL AND STATE AWARDS

SEPTEMBER 30, 2022

1. GENERAL

The accompanying Schedule of Expenditures of Federal and State Awards presents the activity of all applicable federal and state awards programs of Montgomery County, Texas. The County's reporting entity is defined in Note 1 of the basic financial statements. Federal and state awards received directly from federal and state agencies, as well as awards passed through other government agencies, are included on the Schedule of Expenditures of Federal and State Awards.

2. BASIS OF ACCOUNTING

The accompanying Schedule of Expenditures of Federal and State Awards is presented using the modified accrual basis of accounting. The modified accrual basis of accounting is described in Note 1 of the basic financial statements.

3. INDIRECT COSTS

The County did not elect to apply the 10% de minimus indirect cost rate as allowed in the Uniform Guidance.

MONTGOMERY COUNTY, TEXAS

SCHEDULE OF FINDINGS AND QUESTIONED COSTS

FOR THE YEAR ENDED SEPTEMBER 30, 2022

Summary of Auditor's Results

Financial Statements:	
Type of auditor's report issued	Unmodified
Internal control over financial reporting:	
Material weakness(es) identified?	None
Significant deficiency(ies) identified?	None reported
Noncompliance material to financial statements noted?	None
Federal and State Awards:	
Internal control over major programs:	
Material weakness(es) identified?	None
Significant deficiency(ies) identified?	None reported
Type of auditor's report issued on compliance for major programs	Unmodified
Any audit findings disclosed that are required to be reported in accordance with 2 CFR 200.516(a) or the State of Texas *Uniform Grant Management Standards*	None
Identification of major federal program:	

CFDA Number:	Name of Program or Cluster:
14.218	CDBG Entitlement Grants Cluster
14.228	CDBG Housing
20.106	Airport Improvement Program
21.023	Emergency Rental Assistance
21.027	Coronavirus State And Local Fiscal Recovery Funds

Identification of major state program:	Name of Program: Forensic Hospital Services 2016-048567-001D 2016-048567-001E
Dollar threshold used to distinguish between type A and type B federal programs	$1,279,892
Dollar threshold used to distinguish between type A and type B state programs	$509,552
Auditee qualified as low-risk auditee?	No

Findings Related to the Financial Statements Which are Required to be Reported in Accordance With Generally Accepted Government Auditing Standards

None

Findings and Questioned Costs Related to Federal and State Awards

None

MONTGOMERY COUNTY, TEXAS

SCHEDULE OF PRIOR YEAR FINDINGS

SEPTEMBER 30, 2022

Findings Relating to the Financial Statements Which Are Required to be Reported in Accordance with Generally Accepted Government Auditing Standards

Item 2020-001: **Misstatement of Capital Assets**

Criteria: Management is responsible for the accuracy and completeness of all financial records and related information and for establishing and maintaining effective internal control over financial reporting. The existence of a material misstatement of an entity's financial statements is an indication of a material weakness in internal control.

Cause: Approximately $3.2 million of capital expenditures incurred in a previous period representing the County's retainage liability were not capitalized in the period incurred, because the County's practice was to capitalize retainage when paid rather than when incurred. This resulted in an understatement of prior-period capital assets, and an overstatement of prior-period expenses that was not detected by the County's internal controls over financial statement closing and monitoring procedures.

Effect: Misstatements of the County's financial statements were not prevented, or detected and corrected, by the County's system of internal control. Failure to establish effective monitoring and closing procedures may allow misstatements to exist and be reported without being identified.

Recommendation: We recommend that the County implement a system of internal controls that will ensure retainage is capitalized in the period incurred for all funds that use the economic measurement focus and the accrual basis of accounting.

Current Status: Resolved

#4 10A4

MAR 2 8 2023

Consent-Auditor

Commissioners Court-Regular Meeting

TO:	Montgomery County Commissioners Court
FROM:	Rakesh Pandey, Auditor
DATE:	03/28/2023
SUBJECT:	Consider and accept completed audits.

Attachments

District Clerk Compliance Audits FY20 Q2-Q4
District Clerk Compliance Audits FY21 Q2-Q4
District Clerk Compliance Audits FY22 Q2-Q4
Compliance Audits FY23: Law Library Q1

Montgomery County, Texas
Office of the County Auditor
501 North Thompson, Suite 205, Conroe, Texas 77301
P. O. Box 539, Conroe, Texas 77305

Rakesh Pandey, CPA
County Auditor

Angela H. Blocker
1st Assistant County Auditor

Date: March 17, 2023

To: Rakesh Pandey, County Auditor

From: Janet Browning, Internal Audit Manager

Re: Commissioners Court March 28, 2023 Meeting Submission for Consent Agenda

---

Consider and accept the following completed audits:

District Clerk Compliance Audits:

- FY20 Q2 – Q4
- FY21 Q1 – Q4
- FY22 Q1 – Q4

Compliance Audits FY23:

- Law Library Q1

OFFICE OF COUNTY AUDITOR
INTERNAL AUDIT REPORT

DISTRICT CLERK
COMPLIANCE AUDITS
FY2020: Q2 – Q4

DISTRICT CLERK

Melisa Miller

AUDIT STAFF

Rakesh Pandey, County Auditor, CPA
Janet Browning, Internal Audit Manager, CIA, CFE
Tracie Longoria, Internal Audit Lead

Montgomery County, Texas
Office of the County Auditor
501 North Thompson, Suite 205, Conroe, Texas 77301
P. O. Box 539, Conroe, Texas 77305

Rakesh Pandey, CPA
County Auditor

Angela H. Blocker
1st Assistant County Auditor

Date: March 17, 2023

To: Melisa Miller, District Clerk

From: Rakesh Pandey, County Auditor, CPA
Janet Browning, Internal Audit Manager, CIA, CFE

Re: District Clerk's Office - Compliance Audits FY2020: Q2 – Q4

The Auditor's Office has completed an audit of monthly reports for January through September 2020 for the District Clerk's office.

The objective of the audit was to verify compliance with submission of the monthly reports, mathematical accuracy of the reports, and to confirm funds collected were deposited with the County Treasurer in a timely manner.

Attached is the Internal Audit report for the District Clerk's office Compliance Q2 – Q4 FY2020.

Note: *A delay in audit review occurred with the District Clerk's office due to various reconciling issues. In cooperation with the District Clerk's office, reports and associated supporting documents were identified for proper evaluation and ensuring compliance with the statutes.*

INTRODUCTION

The Montgomery County Auditor's Office has examined a sample of the monthly reports of the District Clerk's office for the months of January 2020 through September 2020.

OBJECTIVES AND SCOPE

The objective of the audit was to verify compliance with submission of the monthly reports, mathematical accuracy of the reports, and to confirm funds collected were deposited with the County Treasurer in a timely manner.

The scope of the review included Q2 – Q4 FY2020 supporting documentation necessary to verify compliance with certain required Local Government Codes.

METHODOLOGY

To achieve the audit objectives, Internal Audit reviewed and performed the following:

- Evaluate whether amounts reported on the monthly fee reports were submitted in compliance with LGC §114.001(a), (b) General Requirements Applicable to Reports and LGC §114.043 Periodic Report to County Auditor
- Verify monthly fee reports are mathematically accurate and are therefore approved as submitted in compliance with LGC §115.002 Examination of Books and Reports
- Verify funds collected were deposited with the County Treasurer in compliance with LGC §113.022 Time for Making Deposits

AUDIT RESULTS

- All monthly fee reports reviewed for FY20, Quarters 2 through 4 (January through September 2020) were submitted in compliance with LGC §114.001(a), (b), and LGC §114.043 with the exception of the following:
    - Q2
        - The January month end report was not filed by the fifth business day and therefore not compliant with LGC §114.001(b)

- All monthly fee reports reviewed for FY20, Quarters 2 through 4 (January through September 2020) were mathematically accurate and approved as submitted in compliance with LGC §115.002 with the exception of the following:
    - Q4
        - September monthly fee report was $30 more than the Odyssey Receipt Journal by Fund and Fee Code report.

- All funds collected for FY20, Quarters 2 through 4 (January through September 2020) were deposited with the County Treasurer in compliance with LGC §113.022 with the exception of the following:
    - Q3
        - April funds for "Fines and Fees for Service of Prosecutors" were not deposited at the time of collection but were held until the end of the month at which time the deposit was processed.

Recommendations:

- Monthly reports should be filed by the fifth business day after the last day of each month per LGC §114.001(b)

- Monthly reports should be mathematically accurate to reconcile with supporting monthly reports per LGC §115.002

- Receipts should be deposited the next business day and if not possible, by the fifth business day per LGC §113.022. *However, the District Clerk's office was unaware this practice posed a compliance issue until February 2021 and committed to correct moving forward.*

Management Response: The District Clerk's Office appreciates the attention and recommendation given by the County Auditor's Office regarding this matter. Upon discussion with the County Auditor's Office, a change in procedure has been made and will be reflected in all future transactions to ensure compliance.

OFFICE OF COUNTY AUDITOR
INTERNAL AUDIT REPORT

DISTRICT CLERK
COMPLIANCE AUDITS
FY2021: Q1 – Q4

DISTRICT CLERK

Melisa Miller

AUDIT STAFF

Rakesh Pandey, County Auditor, CPA
Janet Browning, Internal Audit Manager, CIA, CFE
Tracie Longoria, Internal Audit Lead

Montgomery County, Texas
Office of the County Auditor
501 North Thompson, Suite 205, Conroe, Texas 77301
P. O. Box 539, Conroe, Texas 77305

Rakesh Pandey, CPA
County Auditor

Angela H. Blocker
1st Assistant County Auditor

Date: March 17, 2023

To: Melisa Miller, District Clerk

From: Rakesh Pandey, County Auditor, CPA
Janet Browning, Internal Audit Manager, CIA, CFE

Re: District Clerk's Office - Compliance Audits FY2021 Q1 – Q4

The Auditor's Office has completed an audit of monthly reports for October 2020 through September 2021 for the District Clerk's office.

The objective of the audit was to verify compliance with submission of the monthly reports, mathematical accuracy of the reports, and to confirm funds collected were deposited with the County Treasurer in a timely manner.

Attached is the Internal Audit report for the District Clerk's office Compliance Q1 – Q4 FY2021.

Note: *A delay in audit review occurred with the District Clerk's office due to various reconciling issues. In cooperation with the District Clerk's office, reports and associated supporting documents were identified for proper evaluation and ensuring compliance with the statutes.*

INTRODUCTION

The Montgomery County Auditor's Office has examined a sample of the monthly reports of the District Clerk's office for the months of October 2020 through September 2021.

OBJECTIVES AND SCOPE

The objective of the audit was to verify compliance with submission of the monthly reports, mathematical accuracy of the reports, and to confirm funds collected were deposited with the County Treasurer in a timely manner.

The scope of the review included Q1 – Q4 FY2021 supporting documentation necessary to verify compliance with certain required Local Government Codes.

METHODOLOGY

To achieve the audit objectives, Internal Audit reviewed and performed the following:

- Evaluate whether amounts reported on the monthly fee reports were submitted in compliance with LGC §114.001(a), (b) General Requirements Applicable to Reports and LGC §114.043 Periodic Report to County Auditor
- Verify monthly fee reports are mathematically accurate and are therefore approved as submitted in compliance with LGC §115.002 Examination of Books and Reports
- Verify funds collected were deposited with the County Treasurer in compliance with LGC §113.022 Time for Making Deposits

AUDIT RESULTS

- All monthly fee reports for FY21, Quarters 1 through 4 (October 2020 through September 2021) were submitted in compliance with LGC §114.001(a), (b), and LGC §114.043

- All monthly fee reports reviewed for FY21, Quarters 1 through 4 (October 2020 through September 2021) were mathematically accurate and approved as submitted in compliance with LGC §115.002

- All funds collected for FY21, Quarters 1 through 4 (October 2020 through September 2021) were deposited with the County Treasurer in compliance with LGC §113.022, with the exception of the following:

    - Q1
        - There were 5 deposits in October that were not deposited with the County Treasurer in compliance with LGC §113.022
    - Q2
        - There were 6 deposits in January and 11 deposits in February that were not deposited with the County Treasurer in compliance with LGC §113.022

- Q3
  - There were 6 deposits in April that were not deposited with the County Treasurer in compliance with LGC §113.022

Recommendation: Receipts should be deposited the next business day and if not possible, by the fifth business day per LGC §113.022 – Time for Making Deposits

Management Response: The District Clerk's Office appreciates the attention and recommendation given by the County Auditor's Office regarding this matter. Upon discussion with the County Auditor's Office, a change in procedure has been made and will be reflected in all future transactions to ensure compliance.

OFFICE OF COUNTY AUDITOR
INTERNAL AUDIT REPORT

DISTRICT CLERK
COMPLIANCE AUDITS
FY2022: Q1 – Q4

DISTRICT CLERK

Melisa Miller

AUDIT STAFF

Rakesh Pandey, County Auditor, CPA
Janet Browning, Internal Audit Manager, CIA, CFE
Tracie Longoria, Internal Audit Lead

Montgomery County, Texas
Office of the County Auditor
501 North Thompson, Suite 205, Conroe, Texas 77301
P. O. Box 539, Conroe, Texas 77305

Rakesh Pandey, CPA
County Auditor

Angela H. Blocker
1st Assistant County Auditor

Date: March 17, 2023

To: Melisa Miller, District Clerk

From: Rakesh Pandey, County Auditor, CPA
Janet Browning, Internal Audit Manager, CIA, CFE

Re: District Clerk's Office - Compliance Audits FY2022 Q1 – Q4

The Auditor's Office has completed an audit of monthly reports from October 2021 through September 2022 for the District Clerk's office.

The objective of the audit was to verify compliance with submission of the monthly reports, mathematical accuracy of the reports, and to confirm funds collected were deposited with the County Treasurer in a timely manner.

Attached is the Internal Audit report for the District Clerk's office Compliance Q1 – Q4 FY2022.

Note: *A delay in audit review occurred with the District Clerk's office due to various reconciling issues. In cooperation with the District Clerk's office, reports and associated supporting documents were identified for proper evaluation and ensuring compliance with the statutes.*

INTRODUCTION

The Montgomery County Auditor's Office has examined a sample of the monthly reports of the District Clerk's office for the months of October 2021 through September 2022.

OBJECTIVES AND SCOPE

The objective of the audit was to verify compliance with submission of the monthly reports, mathematical accuracy of the reports, and to confirm funds collected were deposited with the County Treasurer in a timely manner.

The scope of the review included Q1 – Q4 FY2022 supporting documentation necessary to verify compliance with certain required Local Government Codes.

METHODOLOGY

To achieve the audit objectives, Internal Audit reviewed and performed the following:

- Evaluate whether amounts reported on the monthly fee reports were submitted in compliance with LGC §114.001(a), (b) General Requirements Applicable to Reports and LGC §114.043 Periodic Report to County Auditor
- Verify monthly fee reports are mathematically accurate and are therefore approved as submitted in compliance with LGC §115.002 Examination of Books and Reports
- Verify funds collected were deposited with the County Treasurer in compliance with LGC §113.022 Time for Making Deposits

AUDIT RESULTS

- All monthly fee reports reviewed for FY22, Quarters 1 through 4 (October 2021 through September 2022) were submitted in compliance with LGC §114.001(a), (b), and LGC §114.043 with the exception of the following:
  - Q3
    - The June month end report was not filed by the fifth business day and therefore not compliant with LGC §114.001 (b)

- All monthly fee reports reviewed for FY22, Quarters 1 through 4 (October 2021 through September 2022) were mathematically accurate and approved as submitted in compliance with LGC §115.002.

- All funds collected for FY22, Quarters 1 through 4 (October 2021 through September 2022) were deposited with the County Treasurer in compliance with LGC §113.022, with the exception of the following:
  - Q1
    - There was 1 deposit in October that was not deposited with the County Treasurer in compliance with LGC §113.022

- Q2
  - There were 3 deposits in January that were not deposited with the County Treasurer in compliance with LGC §113.022.
  - There were 3 deposits in February (encompassing 110 receipts) that were not deposited with the County Treasurer in compliance with LGC §113.022
- Q3
  - There were 3 deposits in April and 3 deposits in May that were not deposited with the County Treasurer in compliance with LGC §113.022
- Q4
  - There were 3 deposits in July (encompassing 145 receipts) that were not deposited with the County Treasurer in compliance with LGC §113.022
  - There were 3 deposits in August (encompassing 122 receipts) that were not deposited with the County Treasurer in compliance with LGC §113.022

Recommendations:

- Monthly reports should be filed by the fifth business day after the last day of each month per LGC §114.001 (b)
- Receipts should be deposited the next business day and if not possible, by the fifth business day per LGC §113.022

Management Response: The District Clerk's Office appreciates the attention and recommendation given by the County Auditor's Office regarding this matter. Upon discussion with the County Auditor's Office, a change in procedure has been made and will be reflected in all future transactions to ensure compliance.

OFFICE OF COUNTY AUDITOR
INTERNAL AUDIT REPORT

LAW LIBRARY
COMPLIANCE AUDIT Q1
FISCAL YEAR 2023

CHIEF OF STAFF

Jason Millsaps

AUDIT STAFF

Rakesh Pandey, County Auditor, CPA
Janet Browning, Internal Audit Manager, CIA, CFE
Starla Terry, Internal Audit Supervisor
Valerie Houck, Internal Audit Assistant

Montgomery County, Texas
Office of the County Auditor
501 North Thompson, Suite 205, Conroe, Texas 77301
P. O. Box 539, Conroe, Texas 77305

Rakesh Pandey, CPA
County Auditor

Angela H. Blocker
1st Assistant County Auditor

Date: February 24, 2023

To: Jason Millsaps, Chief of Staff

From: Rakesh Pandey, County Auditor, CPA
Janet Browning, Internal Audit Manager, CIA, CFE
Starla Terry, Internal Audit Supervisor

Re: Law Library Compliance Audit Q1 - FY2023

The Auditor's Office has completed an audit of monthly reports for October through December 2022 for the Law Library office.

The objective of the audit was to verify compliance with submission of the monthly reports, mathematical accuracy of the reports, and to confirm funds collected were deposited with the County Treasurer in a timely manner.

Attached is the Internal Audit report for the Law Library Compliance Q1 - FY2023.

INTRODUCTION

The Montgomery County Auditor's Office has examined a sample of the monthly reports of the Law Library office for the months of October 2022 through December 2022.

OBJECTIVES AND SCOPE

The objective of the audit was to verify compliance with submission of the monthly reports, mathematical accuracy of the reports, and to confirm funds collected were deposited with the County Treasurer in a timely manner.

The scope of the review included Q1 FY2023 supporting documentation necessary to verify compliance with certain required Local Government Codes.

METHODOLOGY

To achieve the audit objectives, Internal Audit reviewed and performed the following:

- Evaluate whether amounts reported on the monthly fee reports were submitted in compliance with LGC §114.001(a), (b) General Requirements Applicable to Reports and LGC §114.043 Periodic Report to County Auditor
- Verify monthly fee reports are mathematically accurate and are therefore approved as submitted in compliance with LGC §115.002 Examination of Books and Reports
- Verify funds collected were deposited with the County Treasurer in compliance with LGC §113.022 Time for Making Deposits

AUDIT RESULTS

- All three monthly fee reports for the quarter were submitted in compliance with LGC §114.001(a), (b) and LGC §114.043
- Monthly fee reports reviewed were mathematically accurate and therefore approved as submitted in compliance with LGC §115.002
- October and November funds collected were deposited with the County Treasurer in compliance with LGC §113.022
- In December, there was one receipt for one deposit out of compliance with LGC §113.022

Recommendations: Receipts are to be deposited next business day and if not possible, by the fifth business day per LGC §113.022.

Management Response: None Provided

MONTGOMERY COUNTY
TOLL ROAD AUTHORITY

ANNUAL FINANCIAL REPORT

SEPTEMBER 30, 2022

MONTGOMERY COUNTY TOLL ROAD AUTHORITY

TABLE OF CONTENTS

	Page Number
FINANCIAL SECTION	
Independent Auditor's Report	1 – 3
Management's Discussion and Analysis	4 – 7
Basic Financial Statements:	
Statement of Net Position	8
Statement of Revenues, Expenses, and Changes in Net Position	9
Statement of Cash Flows	10
Notes to Financial Statements	11 – 15
Other Information (Unaudited):	
Schedule of Revenues, Expenses State Highway 249 Operations	16
COMPLIANCE SECTION	
Report on Internal Control Over Financial Reporting and on Compliance and Other Matters Based on an Audit of Financial Statements Performed in Accordance with *Government Auditing Standards*	17 – 18

THIS PAGE LEFT BLANK INTENTIONALLY

FINANCIAL SECTION

THIS PAGE LEFT BLANK INTENTIONALLY

PATTILLO, BROWN & HILL, L.L.P.
401 West State Highway 6
Waco, Texas 76710
254.772.4901 | pbhcpa.com

INDEPENDENT AUDITOR'S REPORT

Board of Directors
Montgomery County Toll Road Authority
Conroe, Texas

Report on the Financial Statements

Opinions

We have audited the accompanying financial statements of the business-type activities of the Montgomery County Toll Road Authority (the Authority), as of September 30, 2022, and the related statement of revenues, expenses, and change in net position and cash flows for the fiscal year then ended, and the related notes to the financial statements, which collectively comprise the Authority's basic financial statements as listed in the table of contents.

In our opinion, the financial statements referred to above present fairly, in all material respects, the respective financial position of the Authority, as of September 30, 2022, and the changes in financial position and its cash flows for the fiscal year then ended in accordance with accounting principles generally accepted in the United States of America.

Basis for Opinions

We conducted our audit in accordance with auditing standards generally accepted in the United States of America (GAAS) and the standards applicable to financial audits contained in *Government Auditing Standards*, issued by the Comptroller General of the United States. Our responsibilities under those standards are further described in the Auditor's Responsibilities for the Audit of the Financial Statements section of our report. We are required to be independent of the Authority and to meet our other ethical responsibilities, in accordance with the relevant ethical requirements relating to our audit. We believe that the audit evidence we have obtained is sufficient and appropriate to provide a basis for our audit opinions.

Responsibilities of Management for the Financial Statements

Management is responsible for the preparation and fair presentation of the financial statements in accordance with accounting principles generally accepted in the United States of America, and for the design, implementation, and maintenance of internal control relevant to the preparation and fair presentation of financial statements that are free from material misstatement, whether due to fraud or error.

In preparing the financial statements, management is required to evaluate whether there are conditions or events, considered in the aggregate, that raise substantial doubt about the Authority's ability to continue as a going concern for twelve months beyond the financial statement due date, including any currently known information that may raise substantial doubt shortly thereafter.

OFFICE LOCATIONS
TEXAS | Waco | Temple | Hillsboro | Houston
NEW MEXICO | Albuquerque

AICPA
GAQC Member

Auditor's Responsibilities for the Audit of the Financial Statements

Our objectives are to obtain reasonable assurance about whether the financial statements as a whole are free from material misstatement, whether due to fraud or error, and to issue an auditor's report that includes our opinions. Reasonable assurance is a high level of assurance but is not absolute assurance and therefore is not a guarantee that an audit conducted in accordance with GAAS and *Government Auditing Standards* will always detect a material misstatement when it exists. The risk of not detecting a material misstatement resulting from fraud is higher than for one resulting from error, as fraud may involve collusion, forgery, intentional omissions, misrepresentations, or the override of internal control. Misstatements are considered material if there is a substantial likelihood that, individually or in the aggregate, they would influence the judgment made by a reasonable user based on the financial statements.

In performing an audit in accordance with GAAS and *Government Auditing Standards*, we:

- Exercise professional judgment and maintain professional skepticism throughout the audit.
- Identify and assess the risks of material misstatement of the financial statements, whether due to fraud or error, and design and perform audit procedures responsive to those risks. Such procedures include examining, on a test basis, evidence regarding the amounts and disclosures in the financial statements.
- Obtain an understanding of internal control relevant to the audit in order to design audit procedures that are appropriate in the circumstances, but not for the purpose of expressing an opinion on the effectiveness of the Authority's internal control. Accordingly, no such opinion is expressed.
- Evaluate the appropriateness of accounting policies used and the reasonableness of significant accounting estimates made by management, as well as evaluate the overall presentation of the financial statements.
- Conclude whether, in our judgment, there are conditions or events, considered in the aggregate, that raise substantial doubt about the Authority's ability to continue as a going concern for a reasonable period of time.

We are required to communicate with those charged with governance regarding, among other matters, the planned scope and timing of the audit, significant audit findings, and certain internal control–related matters that we identified during the audit.

Other Information

Management is responsible for the other information included in the annual financial report. The other information comprises the introductory section, and the Schedule of Revenues and Expenses for State Highway 249's Operations, but does not include the financial statements and our auditor's report thereon. Our opinions on the financial statements do not cover the other information, and we do not express an opinion or any form of assurance thereon. In connection with our audit of the financial statements, our responsibility is to read the other information and consider whether a material inconsistency exists between the other information and the financial statements, or the other information otherwise appears to be materially misstated. If, based on the work performed, we conclude that an uncorrected material misstatement of the other information exists, we are required to describe it in our report.

Other Reporting Required by *Government Auditing Standards*

In accordance with *Government Auditing Standards*, we have also issued our report dated March 28, 2023, on our consideration of the Authority's internal control over financial reporting and on our tests of its compliance with certain provisions of laws, regulations, contracts, and grant agreements and other matters. The purpose of that report is solely to describe the scope of our testing of internal control over financial reporting and compliance and the results of that testing, and not to provide an opinion on the effectiveness of internal control over financial reporting or on compliance. That report is an integral part of an audit performed in accordance with *Government Auditing Standards* in considering the Authority's internal control over financial reporting and compliance.

Pattillo, Brown & Hill, L.L.P.

Waco, Texas
March 28, 2023

THIS PAGE LEFT BLANK INTENTIONALLY

MANAGEMENT'S DISCUSSION AND ANALYSIS

This section of Montgomery County Toll Road Authority's (the Authority) financial statements presents our discussion and analysis of the Authority's financial performance during the fiscal year ended September 30, 2022. It is intended to serve as an introduction to the basic financial statements which follow this section. Please read it in conjunction with those statements.

FINANCIAL HIGHLIGHTS

- The total assets of the Authority exceeded its total liabilities at the close of the most recent fiscal year by $6,158,244 (net position).
- Operating revenues exceeded expense by $8,173,760, and the Authority realized net nonoperating revenues and (expenses) of $4,176,841.
- The Authority's capital assets (net) decreased to $67,727,787 during the fiscal year due to $4,037,706 of depreciation.
- The Authority's noncurrent liabilities decreased to $93,885,450 during the fiscal year due to amortization of bond premium.

OVERVIEW OF THE FINANCIAL STATEMENTS

This discussion and analysis is intended to serve as an introduction to the Authority's basic financial statements. The Authority's basic financial statements are comprised of three components: 1) The Statement of Net Position which includes all of the Authority's assets and liabilities and provides information about the nature and amounts of investments in resources (assets) and obligations to creditors (liabilities); 2) The Statement of Revenues, Expenses and Changes in Net Position shows the enterprise fund activities of the Authority and provides information regarding income and expenses, both operating and nonoperating, that affect the net position; and 3) The Statement of Cash Flows. The primary purpose of this statement is to provide information about the Authority's cash receipts and cash payments during the period using the direct method of reporting cash flows from operating, investing, and capital and noncapital financing activities.

NOTES TO THE FINANCIAL STATEMENTS

Integral to the financial statements are the notes to the basic statements. These notes provide additional information that is essential to a full understanding of the financial data provided in the basic financial statements. The Authority has prepared notes sufficient to provide the readers of these financial statements a clear picture of the Authority's financial position and insight into the results of its operations. These notes are in conformity with generally accepted accounting principles (GAAP).

FINANCIAL ANALYSIS OF THE AUTHORITY

As noted earlier, net position may serve over time as a useful indicator of a government's financial position. In the case of the Authority, assets exceeded liabilities by $6,158,244 at the close of the most recent fiscal year.

MONTGOMERY COUNTY TOLL ROAD AUTHORITY'S
NET POSITION

	Enterprise Fund					
	2022		2021		Increase (Decrease)	
	Amount	%	Amount	%	Amount	%
Current and other assets	$ 33,146,977	33	$ 25,494,661	44	$ 7,652,316	30
Capital assets	67,727,787	67	71,422,581	56	(3,694,794)	(5)
Total assets	100,874,764	100	96,917,242	100	3,957,522	4
Current liabilities	831,070	1	282,171	27	548,899	195
Noncurrent liabilities	93,885,450	99	94,653,668	73	(768,218)	(1)
Total liabilities	94,716,520	100	94,935,839	100	(219,319)	(0)
Net position:						
Net investment in capital assets	(12,382,813)	(201)	(8,687,077)	121	(3,695,736)	43
Unrestricted	18,541,057	301	10,668,480	(21)	7,872,577	74
Total net position	$ 6,158,244	301	$ 1,981,403	(21)	$ 4,176,841	211

The Authority's total assets of $100,874,764 are largely comprised of current assets of $33,146,977 or 33%, which are made up of mostly cash and investments of $31,708,706. Current assets will be used for operations, maintenance, and future capital enhancements. Capital assets net of accumulated depreciation of $67,727,787 or 67% make up the remaining amount of total assets. The Authority uses these capital assets to provide services to customers; consequently, these assets are not available for future spending.

Noncurrent liabilities of $93,885,450 comprise 99.1% of the Authority's total liabilities of $94,716,520. Noncurrent liabilities are comprised of bonds payable.

A portion of the Authority's net position is net investment in capital assets. Net investment in capital assets (e.g., infrastructure), less any related debt used to acquire those assets that are still outstanding is ($12,382,813). Although the Authority's net investment in its capital assets is reported net of related debt, it should be noted that the resources needed to repay this debt must be provided from other sources, since the capital assets themselves cannot be used to liquidate these liabilities. The Authority's net position increased $4,176,841 from current operations.

MONTGOMERY COUNTY TOLL ROAD AUTHORITY'S
CHANGES IN NET POSITION

	Enterprise Fund					
	2022		2021		Increase (Decrease)	
	Amount	%	Amount	%	Amount	%
Operating revenues:						
Fees and charges for service	$ 14,899,513	100	$ 11,432,092	100	$ 3,467,421	30
Total operating revenues	14,899,513	100	11,432,092	100	3,467,421	30
Operating expenses:						
Services	2,688,047	40	4,766,021	54	(2,077,974)	(44)
Depreciation and amortization	4,037,706	60	4,027,446	46	10,260	0
Total operating expenses	6,725,753	100	8,793,467	100	(2,067,714)	(43)
Operating income (loss)	8,173,760		2,638,625		5,535,135	210
Nonoperating revenues (expenses):						
Investment earnings	118,863	(3)	436,713	(12)	(317,850)	(73)
Interest and fiscal charges	(4,115,782)	103	(4,115,782)	112	-	-
Total nonoperating revenues (expenses)	(3,996,919)	100	(3,679,069)	100	(317,850)	(73)
Change in net position	4,176,841	100	(1,040,444)	100	5,217,285	(501)
Net position, beginning	1,981,403		3,021,847		(1,040,444)	(34)
Net position, ending	$ 6,158,244		$ 1,981,403		$ 4,176,841	211

The Authority's total revenues of $15,018,376 were comprised of operating revenues of $14,899,513, and nonoperating revenues of $118,863. Operating revenues flow from the Authority's primary business of toll revenues to the Authority's customers. Charges for toll revenue of $14,899,513 represents 99% of total revenues. The increase in toll revenue was due to the State Highway 249 toll project earning additional toll revenue in 2022. Nonoperating revenues flow from peripheral activities of the Authority and are dominated by investment earnings of $118,863.

Total operating expenses were $6,725,753. Services and fees accounted for $2,688,047, or 40% of that amount, and depreciation expense accounted for $4,037,706, or 60% of that amount.

Major nonoperating expenses included interest and fiscal charges of $4,115,782.

CAPITAL ASSETS AND DEBT ADMINISTRATION

At the end of 2022, the Authority had invested $79,820,385 in capital assets. More detailed information about the Authority's capital assets is presented in the notes to the financial statements.

The Authority's major capital asset activity during the year included the following:

- Construction in progress for the State Highway 249 Tollway project which totaled $281,352.

MONTGOMERY COUNTY TOLL ROAD AUTHORITY'S
CAPITAL ASSETS

	Enterprise Fund					
	2022		2021		Increase (Decrease)	
	Amount	%	Amount	%	Amount	%
Equipment	$ 96,198	-	$ 34,638	-	$ 61,560	178
Infrastructure	79,390,678	117	79,390,678	111	-	-
Construction in progress	333,509	-	52,157	-	281,352	100
Total capital assets	79,820,385		79,477,473		342,912	
Accumulated depreciation	(12,092,598)	(17)	(8,054,892)	(11)	(4,037,706)	50
Total capital assets	$ 67,727,787	100	$ 71,422,581	100	$(3,694,794)	(5)

At year-end, the Authority had $94,385,450 in bonds payable outstanding. More detailed information about the Authority's debt is presented in the notes to the financial statements.

MONTGOMERY COUNTY TOLL ROAD AUTHORITY'S
LONG-TERM DEBT

	Enterprise Fund					
	2022		2021		Increase (Decrease)	
	Amount	%	Amount	%	Amount	%
Bonds payable	$ 94,385,450	100	$ 94,653,668	100	$(268,218)	-
Total long-term debt	$ 94,385,450	100	$ 94,653,668	100	$(268,218)	-

ECONOMIC FACTORS AND NEXT YEAR'S BUDGET

The Authority continues to improve and expand the toll road system to meet growing demand. Since 2020, the State Highway 249 Tollway construction was underway and continued through fiscal year 2022.

REQUESTS FOR INFORMATION

This financial report is designed to provide our citizens, customers, investors, and creditors with a general overview of the Authority's finances and to demonstrate the Authority's accountability for the money it receives. If you have questions about this report or need additional financial information, contact Montgomery County Auditor, P.O. Box 539, Conroe, Texas 77305-0539.

THIS PAGE LEFT BLANK INTENTIONALLY

BASIC
FINANCIAL STATEMENTS

MONTGOMERY COUNTY TOLL ROAD AUTHORITY

STATEMENT OF NET POSITION

SEPTEMBER 30, 2022

ASSETS	
Current assets:	
Cash and cash equivalents	$ 199,885
Investments, at fair value	31,508,821
Accounts receivable	1,312,537
Due from primary government	125,734
Total current assets	33,146,977
Capital assets, net of accumulated depreciation:	
Equipment	68,619
Infrastructure	67,325,659
Construction in progress	333,509
Total noncurrent assets	67,727,787
Total assets	100,874,764
LIABILITIES	
Current liabilities:	
Accounts payable	148,403
Interest payable	182,667
Bonds payable	500,000
Total current liabilities	831,070
Noncurrent liabilities:	
Bonds payable	93,885,450
Total noncurrent liabilities	93,885,450
Total liabilities	94,716,520
NET POSITION	
Net investment in capital assets	(12,382,813)
Unrestricted	18,541,057
Total net position	$ 6,158,244

The accompanying notes are an integral part of these financial statements.

MONTGOMERY COUNTY TOLL ROAD AUTHORITY

STATEMENT OF REVENUES, EXPENSES
AND CHANGES IN NET POSITION

FOR THE YEAR ENDED SEPTEMBER 30, 2022

OPERATING REVENUES	
Fees and charges for service	$ 14,899,513
Total operating revenues	14,899,513
OPERATING EXPENSES	
Services	2,688,047
Depreciation and amortization	4,037,706
Total operating expenses	6,725,753
OPERATING INCOME (LOSS)	8,173,760
NONOPERATING REVENUES (EXPENSES)	
Investment earnings	118,863
Interest and fiscal charges	(4,115,782)
Total nonoperating revenues (expenses)	(3,996,919)
CHANGE IN NET POSITION	4,176,841
NET POSITION - BEGINNING	1,981,403
TOTAL NET POSITION - ENDING	$ 6,158,244

The accompanying notes are an integral part of these financial statements.

THIS PAGE LEFT BLANK INTENTIONALLY

MONTGOMERY COUNTY TOLL ROAD AUTHORITY

STATEMENT OF CASH FLOWS

FOR THE YEAR ENDED SEPTEMBER 30, 2022

CASH FLOWS FROM OPERATING ACTIVITIES	
Receipts from tolls	$ 14,642,320
Payments to vendors	(2,639,148)
Net cash provided (used) by operating activities	12,003,172
CASH FLOWS FROM NONCAPITAL FINANCING ACTIVITIES	
Payments to primary government	(27,188)
Net cash provided (used) in noncapital financing activities	(27,188)
CASH FLOWS FROM CAPITAL AND RELATED FINANCING ACTIVITIES	
Purchase of capital assets	(342,912)
Interest paid on capital debt	(4,384,000)
Net cash provided (used) in capital and related financing activities	(4,726,912)
CASH FLOWS FROM INVESTING ACTIVITIES	
Purchase of investments	(7,653,558)
Interest received	118,863
Net cash provided (used) in investing activities	(7,534,695)
NET INCREASE (DECREASE) IN CASH AND CASH EQUIVALENTS	(285,623)
CASH AND CASH EQUIVALENTS - BEGINNING	485,508
CASH AND CASH EQUIVALENTS - END OF YEAR	$ 199,885
RECONCILIATION OF OPERATING INCOME TO NET CASH USED IN OPERATING ACTIVITIES	
Operating income	$ 8,173,760
Adjustments to reconcile operating income to net cash provided by operating activities:	
Depreciation and amortizaion	4,037,706
(Increase) decrease in accounts receivable	(257,193)
Increase (decrease) in accounts payable	48,899
Total adjustments	3,829,412
NET CASH PROVIDED BY OPERATING ACTIVITIES	$ 12,003,172

The accompanying notes are an integral part of these financial statements.

1. SUMMARY OF SIGNIFICANT ACCOUNTING POLICIES

The financial statements of the Montgomery County Toll Road Authority (the Authority) have been prepared in conformity with generally accepted accounting principles (GAAP) as applied to governmental units. The Governmental Accounting Standards Board (GASB) is the accepted standard setting body for establishing governmental accounting and financial reporting principles. The most significant of the Authority's accounting policies are described below.

A. Reporting Entity

The Authority was created by the Commissioners' Court of Montgomery County, Texas (the County) in August 2006. The Authority serves all citizens of the County and is governed by the members of Commissioners' Court and is funded by the County, toll revenues, and other contributions. The Authority was incorporated under the provisions of Texas Transportation Code Act, Chapter 431 with the purpose to aid in the planning, design, improvement and financing of transportation projects throughout the County. The Commissioners' Court has full oversight responsibility of the Authority and the Authority is included in County's financial statements as an enterprise fund.

B. Basis of Presentation and Measurement Focus

The accompanying basic financial statements have been prepared on the full accrual basis of accounting as prescribed by the GASB. Full accrual accounting uses a flow of economic resources measurement focus.

The basic financial statements of the Authority consist of Management's Discussion and Analysis (MD&A), Statement of Net Position, Statement of Revenues, Expenses, and Changes in Net Position, Statement of Cash Flows, and Notes to the Financial Statements.

Revenues are recognized in the period earned. The Authority's operating revenues are derived from charges to users of the toll roads in the County. When both restricted and unrestricted resources are available for use, it is the Authority's policy to use restricted resources first, then unrestricted resources to the extent they are needed.

Expenses are recognized in the period incurred. The Authority's operating expenses consist primarily of direct charges attributable to the operations of the Authority, including depreciation. Interest expense and other similar charges not directly related to the Authority's operations are reported as nonoperating expenses.

C. Use of Estimates

The preparation of financial statements in conformity with GAAP requires the use of management's estimates. Accordingly, actual results could differ from those estimates.

D. Assets, Liabilities, Deferred Outflows/Inflows of Resources, and Net Position

Cash and Cash Equivalents – Cash and cash equivalents are considered to be cash on hand, demand deposits, and short-term investments with original maturities of three months or less from the date of acquisition.

Investments – Investments for the Authority, except for certain money market accounts and master repurchase agreements, are reported at fair value. The money market accounts and master repurchase agreements are exempt from fair value reporting and are therefore reported at amortized cost and cost, respectively.

Capital Assets - Capital assets, which include infrastructure assets (e.g. toll roads), are reported in the financial statements. Capital assets are defined by the government as assets with an initial, individual cost of more than $5,000, and a useful life in excess of five years, except for infrastructure which requires an initial cost of more than $10,000.

As the Authority constructs or acquires additional capital assets each period, including infrastructure assets, they are capitalized and reported at historical cost. The reported value excludes normal maintenance and repairs which are essentially amounts spent in relation to capital assets that do not increase the capacity or efficiency of an item or increase its estimated useful life. Donated capital assets are reported at their estimated acquisition value at the date of donation.

Capital assets, including infrastructure, are depreciated using the straight-line method over estimated useful lives:

Assets	Years
Equipment	5-15
Infrastructure	20-50

E. Revenues and Expenses

Operating and nonoperating revenues and expenses

Enterprise funds distinguish *operating* revenues and expenses from *nonoperating* items. Operating revenues and expenses generally result from providing services and producing and delivering goods in connection with the Authority's principal ongoing operations. The principal operating revenues are charges to customers for tolls. Operating expenses for the fund includes the cost for services and fees and depreciation on capital assets and amortization expense on premiums on bonds payable. All revenues and expenses not meeting this definition are reported as nonoperating revenues and expenses.

2. CASH, CASH EQUIVALENTS, AND TEMPORARY INVESTMENTS

The Authority is required to follow Chapter 2256 of the Texas Government Code also known as the Public Funds Investment Act. This act authorizes the Authority to invest its funds pursuant to a written investment policy which primarily emphasizes the safety of principal and liquidity, addresses investment diversification, yield, and maturity.

The Authority's investment balances, weighted average maturity, and credit risk of such investments are as follows:

Investment Type	9/30/2022 Investments	Weighted Average Maturity (Days)	Credit Risk
Investments measured at amortized cost:			
Money Market Funds	$ 31,508,821	1	AAAm
Total value/weighted average maturity	$ 31,508,821	1	

The Authority categorizes its fair value measurements within the fair value hierarchy established by generally accepted accounting principles. GASB Statement No. 72, *Fair Value Measurement and Application* provides a framework for measuring fair value which establishes a three-level fair value hierarchy that describes the inputs that are used to measure assets and liabilities. The Authority's investments were measured at Level 1.

- Level 1 inputs are quoted prices (unadjusted) for identical assets or liabilities in active markets that a government can access at the measurement date.
- Level 2 inputs are inputs-other than quoted prices included with Level 1-that are observable for an asset or liability, either directly or indirectly.
- Level 3 inputs are unobservable inputs for an asset or liability.

The fair value hierarchy gives the highest priority to Level 1 inputs and the lowest priority to Level 3 inputs. If a price for an identical asset or liability is not observable, a government should measure fair value using another valuation technique that maximizes the use of relevant observable inputs and minimizes the use of unobservable inputs. If the fair value of an asset or a liability is measured using inputs from more than one level of the fair value hierarchy, the measurement is considered to be based on the lowest priority level input that is significant to the entire measurement.

Master Repurchase Agreements are measured at cost and are exempt for fair value reporting.

Money Market Funds are measured at amortized cost and are exempt for fair value reporting.

U.S. Treasury Notes are classified in Level 2 of the fair value hierarchy and are valued using a matrix pricing technique. Matrix pricing is used to value securities based on the securities' relationship to benchmark quotes prices.

Interest Rate Risk. In accordance with its written investment policy, the Authority manages its exposure to declines in fair value by limiting the maturity of its investments to less than two years at the time of purchase, except commercial paper must have a stated maturity of 270 days or fewer from date of issuance.

Credit Risk. In accordance with the Public Funds Investment Act, the Commissioner's Court has enacted policies to ensure compliance with state laws regarding the deposit of Authority funds and maintains a formal depository resolution with their depository bank. The depository resolution provides for collateralization of funds in accordance with state and federal statutes.

While state statutes allow for additional investments, the Authority's formal investment policy authorizes the Authority to only invest in the following: 1) Time Deposits, 2) Certificates of Deposit, 3) Money Market Investment Accounts, 4) Negotiable Order of Withdrawal (NOW) Accounts, 5) United States Treasury Bills, 6) United States Government Securities, as defined in TX Government Code, Section 2256.009, 7) Fully collateralized direct repurchase agreements as defined in TX Government Code, Section 2256.011, 8) Discount Government Agencies, excluding Federal Home Loan Mortgage Corporation (Freddie Mac and Fannie Mae's), 9) Any "Public Funds Pool" authorized by State Statute, 10) Commercial Paper as defined in TX Government Code, Section 2256.013.

Concentration of Credit Risk. The investment policy does not have any provisions regarding the amount that may be invested in any one issuer. However, the Investment Committee regularly reviews that saturation for anything in excess of 25%.

Custodial credit risk – deposits. In the case of deposits, this is the risk that in the event of a bank failure, the Authority's deposits may not be returned to it. As of September 30, 2022, the Authority's bank balances were not exposed to custodial credit risk because it was insured and collateralized with securities held by the Authority's agent in the Authority's name.

Custodial credit risk – investments. For an investment, this is the risk that, in the event of the failure of the counterparty, the Authority will not be able to recover the value of its investments or collateral securities that are in the possession of an outside party. The Authority's investments are held by the Authority's agent in the Authority's name for the benefit of the Authority.

3. ACCOUNTS RECEIVABLE

Accounts receivable at September 30, 2022 includes $1,312,537 earned from toll revenue during the period. The Authority has assessed its accounts receivable for collectability and determined no allowance is required.

4. CAPITAL ASSETS

Capital assets activity for the fiscal year ended September 30, 2022 was as follows:

	9/30/2021 Balance	Increases	Decreases	9/30/2022 Balance
Capital assets not being depreciated:				
Construction in progress	$ 52,157	$ 281,352	$ -	$ 333,509
Total capital assets not being depreciated	52,157	281,352	-	333,509
Capital assets being depreciated:				
Infrastructure	79,390,678	-	-	79,390,678
Equipment	34,638	61,560	-	96,198
Total capital assets being depreciated	79,425,316	61,560	-	79,486,876
Less accumulated depreciation for:				
Infrastructure	(8,043,346)	(4,021,673)	-	(12,065,019)
Equipment	(11,546)	(16,033)	-	(27,579)
Total accumulated depreciated	(8,054,892)	(4,037,706)	-	(12,092,598)
Total capital assets, net	$ 71,422,581	$(3,694,794)	$ -	$ 67,727,787

Depreciation expense for the fiscal year ended September 30, 2022 was $4,037,706.

5. NONCURRENT LIABILITES

Noncurrent liabilities for the fiscal year ended September 30, 2022 consist of revenue bonds. Principal and interest payments are secured by revenues derived from operation and/or ownership of the system. Changes in noncurrent liabilities for the period ended September 30, 2022 are as follows:

	9/30/2021 Balance	Increases	Decreases	9/30/2022 Balance	Due Within One Year
Noncurrent liabilities:					
Revenue bonds payable	$ 87,680,000	$ -	$ -	$ 87,680,000	$ 500,000
Deferred amounts:					
Unamortized premium	6,973,668	-	268,218	6,705,450	-
Total	$ 94,653,668	$ -	$ 268,218	$ 94,385,450	$ 500,000

The requirements to amortize all debts outstanding as of September 30, 2022 are as follows:

Fiscal Year	Principal	Interest	Total
2023	$ 500,000	$ 4,384,000	$ 4,884,000
2024	1,000,000	4,359,000	5,359,000
2025	1,500,000	4,309,000	5,809,000
2026	2,045,000	4,234,000	6,279,000
2027	2,145,000	4,131,750	6,276,750
2028	2,255,000	4,024,500	6,279,500
2029	2,365,000	3,911,750	6,276,750
2030	2,485,000	3,793,500	6,278,500
2031	2,610,000	3,669,250	6,279,250
2032	2,740,000	3,538,750	6,278,750
2033	2,875,000	3,401,750	6,276,750
2034	3,020,000	3,258,000	6,278,000
2035	3,170,000	3,107,000	6,277,000
2036	3,330,000	2,948,500	6,278,500
2037	3,495,000	2,782,000	6,277,000
2038	3,670,000	2,607,250	6,277,250
2039	3,855,000	2,423,750	6,278,750
2040	4,045,000	2,231,000	6,276,000
2041	4,260,000	2,028,750	6,288,750
2042	4,450,000	1,816,250	6,266,250
2043	4,685,000	1,593,250	6,278,250
2044	4,920,000	1,359,000	6,279,000
2045	5,165,000	1,113,000	6,278,000
2046	5,420,000	854,750	6,274,750
2047	5,695,000	583,750	6,278,750
2048	5,980,000	299,000	6,279,000
Total	$ 87,680,000	$ 72,762,500	$ 160,442,500

Arbitrage Rebate Liability

The Tax Reform Act of 1986 established regulations for the rebate to the federal government of arbitrage earnings on certain local government bonds issued after December 31, 1985, and all local governmental bonds issued after August 31, 1986. Issuing governments must calculate any rebate due and remit the amount due at least every five years. There were no arbitrage rebate payments made during fiscal year 2022. As of September 30, 2022 there were no estimated liabilities for arbitrage rebate due.

6. RISK MANAGEMENT

The Authority is exposed to various risks of loss related to torts, theft, damage or destruction of Assets, errors and omissions, injuries to employees, and natural disasters. During fiscal year 2022, the Authority carried commercial insurance for property and liability risks of loss. There were no significant reductions in insurance coverages in the past fiscal year and settled claims resulting from these risks have not exceeded coverage in any of the past three fiscal years.

OTHER INFORMATION

MONTGOMERY COUNTY TOLL ROAD AUTHORITY

SCHEDULE OF REVENUES AND EXPENSES

STATE HIGHWAY 249 OPERATIONS

FOR THE YEAR ENDED SEPTEMBER 30, 2022

REVENUES	
Fees and charges for service	$ 14,886,357
Total revenues	14,886,357
OPERATING EXPENDITURES	
Services	2,683,814
Depreciation and amortization	4,037,706
Total expenditures	6,721,520
Operating income	8,164,837
NONOPERATING REVENUES (EXPENSES)	
Investment earnings	118,863
Interest and fiscal charges	(4,115,782)
Total nonoperating revenues (expenses)	(3,996,919)
Change in net position	$ 4,167,918

COMPLIANCE SECTION

THIS PAGE LEFT BLANK INTENTIONALLY

PATTILLO, BROWN & HILL, L.L.P.
401 West State Highway 6
Waco, Texas 76710
254.772.4901 | pbhcpa.com

INDEPENDENT AUDITOR'S REPORT ON INTERNAL CONTROL OVER FINANCIAL REPORTING AND ON COMPLIANCE AND OTHER MATTERS BASED ON AN AUDIT OF FINANCIAL STATEMENTS PERFORMED IN ACCORDANCE WITH *GOVERNMENT AUDITING STANDARDS*

Board of Directors
Montgomery County Toll Road Authority
Conroe, Texas

We have audited, in accordance with auditing standards generally accepted in the United States of America and the standards applicable to financial audits contained in Government Auditing Standards issued by the Comptroller General of the United States, the financial statements of the Montgomery County Toll Road Authority (the Authority) as of and for the year ended September 30, 2022, and the related notes to the financial statements, which collectively comprise the Authority's basic financial statements, and have issued our report thereon dated March 28, 2023.

Internal Control over Financial Reporting

In planning and performing our audit of the financial statements, we considered the Authority's internal control over financial reporting (internal control) as a basis for designing audit procedures that are appropriate in the circumstances for the purpose of expressing our opinions on the financial statements, but not for the purpose of expressing an opinion on the effectiveness of the Authority's internal control. Accordingly, we do not express an opinion on the effectiveness of the Authority's internal control.

A *deficiency in internal control* exists when the design or operation of a control does not allow management or employees in the normal course of performing their assigned functions, to prevent, or detect and correct misstatements on a timely basis. A *material weakness* is a deficiency, or a combination of deficiencies, in internal control, such that there is a reasonable possibility that a material misstatement of the entity's financial statements will not be prevented, or detected and corrected on a timely basis. A *significant deficiency* is a deficiency, or a combination of deficiencies, in internal control that is less severe than a material weakness, yet important enough to merit attention by those charged with governance.

Our consideration of internal control over financial reporting was for the limited purpose described in the first paragraph of this section and was not designed to identify all deficiencies in internal control that might be material weaknesses or significant deficiencies and therefore, material weaknesses or significant deficiencies may exist that were not identified.

OFFICE LOCATIONS
TEXAS | Waco | Temple | Hillsboro | Houston
NEW MEXICO | Albuquerque

AICPA GAQC Member

Compliance and Other Matters

As part of obtaining reasonable assurance about whether the Authority's financial statements are free from material misstatement, we performed tests of its compliance with certain provisions of laws, regulations, contracts, and grant agreements, noncompliance with which could have a direct and material effect on the financial statements. However, providing an opinion on compliance with those provisions was not an objective of our audit and, accordingly, we do not express such an opinion. The results of our tests disclosed no instances of noncompliance or other matters that are required to be reported under *Government Auditing Standards.*

Purpose of this Report

The purpose of this report is solely to describe the scope of our testing of internal control and compliance and the results of that testing, and not to provide an opinion on the effectiveness of the Authority's internal control or on compliance. This report is an integral part of an audit performed in accordance with *Government Auditing Standards* in considering the entity's internal control and compliance. Accordingly, this communication is not suitable for any other purpose.

Pattillo, Brown & Hill, L.L.P.

Waco, Texas
March 28, 2023

Montgomery County Utilities Usage/Billing [1]
Year 2023

MONTH	TYPE	CONSUMPTION	COST
January 2023	Gas Mcf	2,307	$22,235.05
	Water Gal	4,197,522	$58,478.23
	Electric kWh	2,606,884	$337,138.52

MONTH	TYPE	CONSUMPTION	COST
February 2023	Gas Mcf	1,340	$17,740.99
	Water Gal	4,223,209	$57,843.65
	Electric kWh	2,679,229	$310,526.58

MONTH	TYPE	CONSUMPTION	COST
March 2023	Gas Mcf		
	Water Gal		
	Electric kWh		

MONTH	TYPE	CONSUMPTION	COST
April 2023	Gas Mcf		
	Water Gal		
	Electric kWh		

MONTH	TYPE	CONSUMPTION	COST
May 2023	Gas Mcf		
	Water Gal		
	Electric kWh		

MONTH	TYPE	CONSUMPTION	COST
June 2023	Gas Mcf		
	Water Gal		
	Electric kWh		

MONTH	TYPE	CONSUMPTION	COST
July 2023	Gas Mcf		
	Water Gal		
	Electric kWh		

MONTH	TYPE	CONSUMPTION	COST
	Gas Mcf		

August 2023	Water Gal		
	Electric kWh		

MONTH	TYPE	CONSUMPTION	COST
September 2023	Gas Mcf		
	Water Gal		
	Electric kWh		

MONTH	TYPE	CONSUMPTION	COST
October 2023	Gas Mcf		
	Water Gal		
	Electric kWh		

MONTH	TYPE	CONSUMPTION	COST
November 2023	Gas Mcf		
	Water Gal		
	Electric kWh		

MONTH	TYPE	CONSUMPTION	COST
December 2023	Gas Mcf		
	Water Gal		
	Electric kWh		