

MONTGOMERY COUNTY, TEXAS

Monthly Report to Commissioners Court and District Judges



**For the 8 Months Ended
May 31, 2021**

This page left blank intentionally.

MONTGOMERY COUNTY, TEXAS

**MONTHLY REPORT TO COMMISSIONERS COURT AND
DISTRICT JUDGES**

Prepared by

THE MONTGOMERY COUNTY AUDITOR'S OFFICE
Rakesh Pandey, CPA
County Auditor

Information is presented based on ledger balances and entries posted through June 14, 2021 for the month ended May 31, 2021. This is unaudited information.

This page left blank intentionally.

MONTGOMERY COUNTY, TEXAS
Monthly Report to Commissioners Court and District Judges
As of May 31, 2021

TABLE OF CONTENTS

| | Page |
|---|-------------|
| County Auditor's Letter of Transmittal | 1 |
| Report of Cash Balances | 2 |
| Summary of Changes in Fund Balance, All Funds | 3 |
| Schedule of Expenditures - All Departments - Budget and Year-to-Date Actual | 4-7 |
| Schedule of Bond Indebtedness | 8 |
| Other Information of Interest | 9 |



Montgomery County, Texas
Office of the County Auditor
501 North Thompson, Suite 205, Conroe, Texas 77301
P. O. Box 539, Conroe, Texas 77305

Rakesh Pandey, CPA
County Auditor

Angela H. Blocker
1st Assistant County Auditor

June 22, 2021

The Board of District Judges
The Commissioners' Court
Montgomery County, Texas

Honorable Judges and Commissioners:

The required Monthly Report of Montgomery County, Texas is submitted herewith for the period from May 1, 2021 through May 31, 2021. This report was prepared by the County Auditor in compliance with Chapter 114 Section 025 of the Local Government Code.

This Monthly Report presents several segments: **Report of Cash Balances, Summary of Changes in Fund Balance, Schedule of Expenditures, Schedule of Indebtedness, and Other Information.** Included in the Report of Cash Balance are a listing of account balances held by the County. The Summary of Changes in Fund Balance report the aggregate fund balance in each County fund. The Budget Status section is comprised of a Schedule of Expenditures for all departments showing the adjusted budget, the current month's actual activity, the activity for the year to date, current encumbrances and the remainder in the budget. The Schedule of Indebtedness includes a list of County's outstanding bonded debt and capital leases.

This report is designed to provide a general overview of Montgomery County's finances for the District Judges and Commissioners' Court as prescribed in Chapter 114 Section 025 of the Local Government Code. However, the reader should note that the report does not include those disclosures associated with, and usually made a part of, audited financial statements. Questions concerning any of the information provided in this report or requests for additional financial information should be addressed to the Montgomery County Auditor, P.O. Box 539, Conroe, Texas 77305-0539.

Respectfully submitted,

Rakesh Pandey
Montgomery County Auditor

RP/mo

This page left blank intentionally.

MONTGOMERY COUNTY, TEXAS
Report of Cash & Investment Balances - County's Depository
For the 8 Months Ended May 31, 2021

| | |
|--|-----------------------|
| | Balance |
| Cash - County | 405,199,230 |
| Cash - Montgomery County Toll Road Authority | 389,455 |
| Total Cash Balance | \$ 405,588,685 |

| | |
|---|-----------------------|
| | Balance |
| Investments - County | 89,207,016 |
| Investments - Montgomery County Toll Road Authority | 21,675,541 |
| Total Investments | \$ 110,882,557 |

MONTGOMERY COUNTY, TEXAS
Summary of Changes in Fund Balance - All Funds
For the 8 Months Ended May 31, 2021

| Fund | Fund Description | Fund Balance, 5/1/2021 | Revenues/Other Financing Sources | Expenditures/Other Financing Uses | Fund Balance, 5/31/2021 |
|------|---------------------------------------|------------------------|-------------------------------------|--------------------------------------|----------------------------|
| | ENTITY 1 | | | | |
| 100 | General Fund | \$ 267,391,901 | \$ 2,228,049 | \$ 24,266,159 | \$ 245,353,791 |
| 200 | Road & Bridge | 38,051,904 | 970,480 | 3,113,741 | 35,908,643 |
| 201 | Worthless Check | (9,496) | - | 1,941 | (11,437) |
| 202 | Forfeitures | 1,730,228 | - | 14,035 | 1,716,193 |
| 203 | Jail Commissary | 1,243,239 | - | 117,507 | 1,125,732 |
| 204 | Law Library | 539,561 | 32,438 | 16,123 | 555,876 |
| 205 | Pre-Trial Diversion | 47,151 | 3,400 | 2,527 | 48,024 |
| 206 | County Clerk Records Mgt and Pres | 2,509,634 | 94,268 | 27,304 | 2,576,598 |
| 207 | County Records Management | (279,098) | 8,944 | 53,293 | (323,447) |
| 208 | District Clerk Records Mgt & Pres | 162,695 | 6,595 | 54 | 169,236 |
| 209 | Distict Clerk Records Preservation | 193,845 | 8,980 | - | 202,825 |
| 210 | County & District Courts Digital Pres | 493,560 | 7,688 | - | 501,248 |
| 211 | County & District Court Technology | 33,432 | 1,544 | 3,090 | 31,886 |
| 212 | Court Guardianship | 115,676 | 2,940 | 2,043 | 116,573 |
| 213 | Court Reporter Service | 431,057 | 14,723 | 4,220 | 441,560 |
| 214 | Courthouse Security County/Dist | 65,330 | 25,893 | 126,197 | (34,974) |
| 215 | Courthouse Security JP | 312,307 | 13,390 | - | 325,697 |
| 216 | Justice Court Technology | 629,569 | 11,349 | 6,407 | 634,511 |
| 217 | Juvenile Case Manager | (128,622) | 2,262 | 22,436 | (148,796) |
| 218 | CC Vital Records Preservation | 55,449 | 2,457 | - | 57,906 |
| 219 | Contract Election Service | (1,322,713) | - | 31,576 | (1,354,289) |
| 220 | Grants | 34,549,013 | 60,272,794 | 4,623,750 | 90,198,057 |
| 221 | HAVA | 304,972 | - | - | 304,972 |
| 222 | Joe Corely Pass-Thru | - | - | - | - |
| 300 | Debt Service | 23,630,313 | 437 | - | 23,630,750 |
| 400 | Local Capital Projects | 1,403,345 | - | 635,018 | 768,327 |
| 401 | C/P Revenue Toll Bonds 10 | 5,389,335 | - | - | 5,389,335 |
| 402 | C/P Certificates of Obligation 2012 | 482,501 | - | - | 482,501 |
| 403 | C/P Pass Thru Toll Projects | 28,125,732 | 538 | - | 28,126,270 |
| 404 | C/P Road Bonds 2016 | 429,108 | 5 | 5,481 | 423,632 |
| 405 | C/P Road Bonds 2016A | 4,081,670 | 511 | 173,724 | 3,908,457 |
| 406 | C/P Road Bonds 2018 | 15,837,768 | 4,534 | 616,586 | 15,225,716 |
| 407 | C/P Road Bonds 2018B | 66,113,312 | 15,372 | 1,530,999 | 64,597,685 |
| 408 | C/P Sheriff Projects | 14,251,942 | (648) | 383,259 | 13,868,035 |
| 421 | Road Bond Pass-Through | (1,034,787) | - | 320,208 | (1,354,995) |
| 500 | Self Insurance | (4,446,262) | 7,078,821 | 3,921,100 | (1,288,541) |
| 501 | Workers Compensation | 4,866,175 | 3,220 | 129,813 | 4,739,582 |
| 502 | Property/Casualty | (3,429,858) | 21,231 | 169,539 | (3,578,166) |
| | ENTITY 2 | | | | |
| 100 | General Fund | (33,613,345) | 831 | - | (33,612,514) |
| 101 | 249 Operations | 29,781,342 | - | 75,768 | 29,705,574 |
| 300 | Debt Service | 6,442,534 | - | - | 6,442,534 |
| | Total - All Funds | <u>\$ 505,431,419</u> | <u>\$ 70,833,046</u> | <u>\$ 40,393,898</u> | <u>\$ 535,870,567</u> |

MONTGOMERY COUNTY, TEXAS
Schedule of Expenditures - All Departments
Budget and Year-to-Date Actual for the 8 Months Ended May 31, 2021

Page 1 of 4

| | Adjusted Budget | Current Month Actual | Year- to-Date Actual | Encumbrances | Unexpended Budget |
|--|--------------------|----------------------------|----------------------------|----------------|----------------------|
| <u>100 GENERAL FUND</u> | | | | | |
| <u>10 General Government</u> | | | | | |
| 2000 County Judge | 625,543 | 31,755 | 325,277 | 784 | 299,482 |
| 2100 Human Resources | 633,887 | 48,780 | 372,094 | - | 261,793 |
| 2101 Civil Service | 4,500 | - | 250 | - | 4,250 |
| 2200 Risk Management | 953,836 | 69,542 | 547,586 | - | 406,250 |
| 2300 County Clerk | 2,568,212 | 191,305 | 1,494,680 | 751 | 1,072,781 |
| 250* Elections Administrator | 1,477,894 | 148,230 | 1,262,353 | 2,114 | 213,427 |
| 2600 Information Technology | 9,274,755 | 994,567 | 6,365,122 | 519,025 | 2,390,608 |
| 3000 Building Custodial Services | 3,419,338 | 243,338 | 1,906,171 | 7,056 | 1,506,111 |
| 3100 Building Maintenance | 8,106,286 | 764,630 | 5,380,974 | 173,366 | 2,551,946 |
| 3200 Other | 6,763,824 | 6,763,824 | 6,763,824 | - | - |
| 3210 Non-Departmental | 11,817,019 | 12,573 | 7,049,912 | 1,521 | 4,765,586 |
| 3211 Contingency | 372,985 | - | - | - | 372,985 |
| 4001 Permits | 522,019 | 44,915 | 321,410 | - | 200,609 |
| Total General Government | 46,540,098 | 9,313,459 | 31,789,653 | 704,617 | 14,045,828 |
| <u>20 Financial Administration</u> | | | | | |
| 2302 Court Collections | 493,204 | 36,025 | 267,902 | 450 | 224,852 |
| 3210 Non-Departmental | 2,278,064 | 1,905 | 2,010,018 | - | 268,046 |
| 3300 Purchasing Agent | 1,180,667 | 90,294 | 697,172 | 423 | 483,072 |
| 3400 County Auditor | 2,334,758 | 174,079 | 1,320,262 | 2,167 | 1,012,329 |
| 3500 Budget Office | 334,852 | 25,160 | 192,761 | 1,255 | 140,836 |
| 3600 County Treasurer | 753,211 | 67,038 | 443,995 | - | 309,216 |
| 370* Tax Assessor/Collector | 4,892,198 | 337,218 | 2,664,623 | 13,860 | 2,213,715 |
| Total Financial Administration | 12,266,954 | 731,719 | 7,596,733 | 18,155 | 4,652,066 |
| <u>30 Health and Human Services</u> | | | | | |
| 2400 Veterans Service | 328,509 | 24,725 | 193,686 | 24 | 134,799 |
| 3210 Non-Departmental | 221,525 | - | 748,561 | - | (527,036) |
| 3200 Other | 1,447,017 | 119,738 | 509,945 | - | 937,072 |
| 3250 Child Welfare | 98,487 | 7,840 | 34,082 | 163 | 64,242 |
| 4000 Environmental Health | 2,032,622 | 155,766 | 1,172,272 | (146) | 860,496 |
| 4100 Animal Services | 5,144,881 | 351,234 | 2,653,360 | 226,380 | 2,265,141 |
| 4200 Forensic Services | 2,200,981 | 174,928 | 1,268,911 | 7,997 | 924,073 |
| 4300 MCCD County | 907 | 20 | (486) | - | 1,393 |
| 4600 Extension Agents | 753,525 | 52,459 | 410,768 | 590 | 342,167 |
| Total Health and Human Services | 12,228,454 | 886,710 | 6,991,099 | 235,008 | 5,002,347 |
| <u>40 Culture and Recreation</u> | | | | | |
| 3200 Other | 5,000 | - | 150,000 | - | (145,000) |
| 3240 Historical Commission | 30,000 | 323 | 7,635 | 18,750 | 3,615 |
| 4400 Convention Center | 983,907 | 89,430 | 527,713 | 5,803 | 450,391 |
| 4401 Fairgrounds/EXPO Center | 15,000 | - | - | - | 15,000 |
| 4500 Memorial Library | 10,189,634 | 688,450 | 5,439,349 | 101,075 | 4,649,210 |
| Total Culture and Recreation | 11,223,541 | 778,203 | 6,124,697 | 125,628 | 4,973,216 |

MONTGOMERY COUNTY, TEXAS
Schedule of Expenditures - All Departments
Budget and Year-to-Date Actual for the 8 Months Ended May 31, 2021

Page 2 of 4

| | Adjusted Budget | Current Month Actual | Year- to-Date Actual | Encumbrances | Unexpended Budget |
|--|--------------------|----------------------------|----------------------------|------------------|----------------------|
| <u>50 Law Enforcement & Corrections</u> | | | | | |
| 3230 Department of Public Safety | 123,313 | 9,635 | 73,846 | - | 49,467 |
| 5200 Office of Homeland Security | 188,525 | 69,493 | 688,523 | 174,535 | (674,533) |
| 530* Fire Marshal | 2,038,577 | 147,815 | 1,139,223 | 80,572 | 818,782 |
| 5100 District Attorney | 12,160,428 | 943,033 | 7,125,459 | 7,457 | 5,027,512 |
| 540* Juvenile Probation | 5,701,042 | 416,710 | 3,171,548 | 10,739 | 2,518,755 |
| 550* Adult Probation | 21,126 | 299,436 | 2,498,544 | 13 | (2,477,431) |
| 5600 Commissions | 344,113 | (352) | 53,555 | 26,871 | 263,687 |
| 6* Sheriff | 66,250,269 | 4,875,266 | 38,566,459 | 3,704,826 | 23,978,984 |
| 6601 Jail | 25,638,255 | 1,592,882 | 15,721,443 | 23,777 | 9,893,035 |
| 7100 Constable Precinct 1 | 5,025,582 | 412,087 | 3,083,034 | 26,336 | 1,916,212 |
| 7200 Constable Precinct 2 | 2,343,646 | 188,507 | 1,284,857 | 215,816 | 842,973 |
| 7300 Constable Precinct 3 | 6,334,422 | 479,821 | 3,628,062 | 116,048 | 2,590,312 |
| 7400 Constable Precinct 4 | 4,855,241 | 340,891 | 2,680,569 | 327,131 | 1,847,541 |
| 7500 Constable Precinct 5 | 4,334,548 | 331,716 | 2,623,551 | 94,481 | 1,616,516 |
| Total Law Enforcement & Corrections | 135,359,087 | 10,106,940 | 82,338,673 | 4,808,602 | 48,211,812 |
| <u>60 Legal and Judicial</u> | | | | | |
| 2700 District Clerk | 3,760,682 | 274,000 | 2,138,325 | 418 | 1,622,357 |
| 280* County Attorney | 3,537,340 | 305,684 | 2,122,570 | 6,660 | 1,414,770 |
| 3220 Alternate Dispute Resolution | 150,000 | 18,615 | 94,205 | - | 55,795 |
| 8100 Court Operations | 620,445 | 37,831 | 318,423 | 7,655 | 302,022 |
| 8101 Indigent Defense - Criminal | 7,117,047 | 525,977 | 3,142,919 | 1,075,428 | 3,974,128 |
| 8102 Indigent Defense - Civil | 1,525,722 | 107,059 | 785,268 | - | 740,454 |
| 8103 Office of Court Administration | 1,171,474 | 97,552 | 714,659 | 131 | 456,815 |
| 8210 County Court at Law 1 | 537,364 | 42,220 | 326,445 | - | 210,919 |
| 8220 County Court at Law 2 | 923,507 | 71,869 | 532,494 | 133 | 391,013 |
| 8230 County Court at Law 3 | 850,602 | 65,401 | 505,727 | 230 | 344,875 |
| 8240 County Court at Law 4 | 547,283 | 41,035 | 320,834 | - | 226,449 |
| 8250 County Court at Law 5 | 506,717 | 42,193 | 311,256 | 492 | 195,461 |
| 8310 9th District Court | 340,118 | 26,816 | 204,644 | 86 | 135,474 |
| 8320 221st District Court | 350,667 | 29,772 | 214,828 | 76 | 135,839 |
| 8330 284th District Court | 745,078 | 49,787 | 353,919 | 276 | 391,159 |
| 8340 359th District Court | 409,740 | 32,924 | 242,866 | 162 | 166,874 |
| 8350 410th District Court | 628,164 | 50,510 | 385,093 | 285 | 243,071 |
| 8360 418th District Court | 641,356 | 50,796 | 389,967 | 33 | 251,389 |
| 8370 435th District Court | 358,194 | 28,721 | 210,075 | 97 | 148,119 |
| 8380 457th District Court | 519,135 | 41,841 | 319,400 | 323 | 199,735 |
| 8401 Drug Court | 687,627 | 33,435 | 238,721 | 4,166 | 448,906 |
| 8402 DWI Drug Court | 334,577 | 22,683 | 169,129 | 7,248 | 165,448 |

MONTGOMERY COUNTY, TEXAS
Schedule of Expenditures - All Departments
Budget and Year-to-Date Actual for the 8 Months Ended May 31, 2021

Page 3 of 4

| | Adjusted Budget | Current Month Actual | Year- to-Date Actual | Encumbrances | Unexpended Budget |
|---|--------------------|----------------------------|----------------------------|-------------------|----------------------|
| 60 Legal and Judicial, (cont'd.) | | | | | |
| 8403 Mental Health Court Service | 357,998 | 26,638 | 186,452 | - | 171,546 |
| 8510 Justice of the Peace Precinct 1 | 910,233 | 63,512 | 531,502 | 129 | 378,731 |
| 8520 Justice of the Peace Precinct 2 | 600,971 | 36,555 | 348,365 | 121 | 252,606 |
| 8530 Justice of the Peace Precinct 3 | 1,357,624 | 82,780 | 708,014 | - | 649,610 |
| 8540 Justice of the Peace Precinct 4 | 1,060,818 | 123,454 | 618,655 | - | 442,163 |
| 8550 Justice of the Peace Precinct 5 | 654,000 | 53,172 | 388,884 | 1,013 | 265,116 |
| Total Legal and Judicial | 31,204,483 | 2,382,832 | 17,069,996 | 1,105,162 | 14,380,844 |
| 70 Transportation | | | | | |
| 5000 Airport | 1,107,081 | 66,296 | 606,958 | 1,096 | 499,027 |
| Total Transportation | 1,107,081 | 66,296 | 606,958 | 1,096 | 499,027 |
| TOTAL GENERAL FUND | 249,929,698 | 24,266,159 | 152,517,809 | 6,998,268 | 91,765,140 |
| <u>SPECIAL REVENUE FUNDS</u> | | | | | |
| 200 Road and Bridge Fund | 63,550,389 | 3,113,741 | 21,647,465 | 6,652,804 | 35,250,120 |
| 201 Worthless Checks Fund | 33,510 | 1,941 | 16,057 | - | 17,453 |
| 202 Forfeitures Fund | 1,249,146 | 14,035 | 725,194 | 15,125 | 508,827 |
| 203 Sheriff Commissary Fund | 1,890,600 | 117,507 | 1,078,976 | 311,281 | 500,343 |
| 204 Law Library Fund | 317,116 | 16,123 | 161,097 | 1,539 | 154,480 |
| 205 Pre-Trial Diversion Fund | 41,174 | 2,527 | 15,687 | - | 25,487 |
| 206 Records Management and Preservation | 4,977,580 | 27,304 | 2,927,131 | 569,966 | 1,480,483 |
| 207 Records Management County Fund | 772,594 | 53,293 | 389,742 | 29,602 | 353,250 |
| 208 Records Management District Clerk Fund | 80,119 | 54 | 1,445 | - | 78,674 |
| 209 District Clerk Records Preservation Fund | 63,367 | - | 2,308 | - | 61,059 |
| 211 Court Technology County and District Fund | 28,076 | 3,090 | 10,010 | - | 18,066 |
| 212 Court Guardianship Fund | 65,000 | 2,043 | 45,543 | - | 19,457 |
| 213 Court Reporter Service Fund | 320,755 | 4,220 | 23,276 | 409 | 297,070 |
| 214 Courthouse Security Fund | 387,357 | 126,197 | 315,473 | 2,027 | 69,857 |
| 216 Justice Court Technology Fund | 349,732 | 6,407 | 164,453 | 142,746 | 42,533 |
| 217 Juvenile Case Manager Fund | 377,645 | 22,436 | 180,721 | - | 196,924 |
| 218 Vital Records Preservation Fund | 17,100 | - | 391 | - | 16,709 |
| 219 Contract Elections Fund | 8,387 | 31,576 | 1,182,607 | (245) | (1,173,975) |
| 220 Grants Fund | 59,838,691 | 4,623,750 | 58,128,591 | 3,533,109 | (1,823,009) |
| 221 HAVA Grant Fund | 42,608 | - | 187,727 | - | (145,119) |
| 222 Joe Corley Pass Through Fund | - | - | 17,292,441 | - | (17,292,441) |
| TOTAL SPECIAL REVENUE FUNDS | 134,410,946 | 8,166,244 | 104,496,335 | 11,258,363 | 18,656,248 |

MONTGOMERY COUNTY, TEXAS
Schedule of Expenditures - All Departments
Budget and Year-to-Date Actual for the 8 Months Ended May 31, 2021

Page 4 of 4

| | Adjusted Budget | Current Month Actual | Year- to-Date Actual | Encumbrances | Unexpended Budget |
|--|--------------------|----------------------------|----------------------------|-------------------|----------------------|
| <u>DEBT SERVICE FUND</u> | | | | | |
| Debt Service Fund | 41,509,557 | - | 30,008,845 | - | 11,500,712 |
| <u>TOTAL DEBT SERVICE FUND</u> | <u>41,509,557</u> | <u>-</u> | <u>30,008,845</u> | <u>-</u> | <u>11,500,712</u> |
| <u>INTERNAL SERVICE FUNDS</u> | | | | | |
| 500 Self-Insurance Medical | - | 3,921,100 | 28,370,765 | - | (28,370,765) |
| 501 Self-Insurance Workers Compensation | - | 129,813 | 868,061 | - | (868,061) |
| 502 Self-Insurance Accident and Liability | - | 169,539 | 1,961,948 | - | (1,961,948) |
| <u>TOTAL INTERNAL SERVICE FUNDS</u> | <u>-</u> | <u>4,220,452</u> | <u>31,200,774</u> | <u>-</u> | <u>(31,200,774)</u> |
| <u>ENTERPRISE FUNDS</u> | | | | | |
| Montgomery County Toll Road Authority | 5,721,387 | 75,768 | 5,998,757 | 484 | (277,854) |
| <u>TOTAL ENTERPRISE FUNDS</u> | <u>5,721,387</u> | <u>75,768</u> | <u>5,998,757</u> | <u>484</u> | <u>(277,854)</u> |
| TOTAL ALL FUNDS | <u>431,571,588</u> | <u>36,728,623</u> | <u>324,222,520</u> | <u>18,257,115</u> | <u>90,443,472</u> |

MONTGOMERY COUNTY, TEXAS

Schedule of Indebtedness

As of May 31, 2021

| | <u>Interest Rate (%)</u> | <u>Issue Date</u> | <u>Maturity Date</u> | <u>Balances Outstanding</u> |
|---|------------------------------|-----------------------|--------------------------|---------------------------------|
| GENERAL OBLIGATION BONDS: | | | | |
| Refunding Bonds, Series 2012 | 2.00-5.00 | 2012 | 2026 | 1,730,750 |
| Refunding Bonds, Series 2014A | 5.00 | 2014 | 2025 | 53,310,000 |
| Refunding Bonds, Series 2016 | 4.25-5.25 | 2016 | 2032 | 58,925,000 |
| Road Bonds, Series 2016 | 4.25-5.25 | 2016 | 2041 | 51,265,000 |
| Refunding Bonds, Series 2016A | 3.00-5.00 | 2016 | 2030 | 39,505,000 |
| Road Bonds, Series 2016A | 4.00-5.00 | 2016 | 2042 | 69,165,000 |
| Road Bonds, Series 2018 | 4.00-5.00 | 2018 | 2043 | 42,290,000 |
| Road Bonds, Series 2018B | 3.50-5.00 | 2018 | 2040 | 87,930,000 |
| Refunding Bonds, Series 2018 | 4.00 | 2018 | 2030 | 26,965,000 |
| Refunding Bonds, Series 2020 | 4.00-5.00 | 2021 | 2032 | 23,235,000 |
| TOTAL GENERAL OBLIGATION BONDS PAYABLE | | | | 454,320,750 |
| CERTIFICATES OF OBLIGATION: | | | | |
| Series 2010 | 3.00-5.40 | 2010 | 2039 | 23,395,000 |
| Series 2012A | 2.00-5.00 | 2012 | 2023 | 10,690,000 |
| TOTAL CERTIFICATES OF OBLIGATION | | | | 34,085,000 |
| TOTAL BONDED DEBT | | | | 488,405,750 |
| OTHER INDEBTEDNESS: | | | | |
| CAPITAL LEASES | | | | 12,249,374 |
| MONTGOMERY COUNTY TOLL ROAD AUTHORITY: | | | | |
| Senior Lien Toll Revenue Bonds, Series 2018 | 5.00 | 2018 | 2048 | 87,680,000 |
| | | | | 87,680,000 |
| TOTAL DEBT FOR MONTGOMERY COUNTY TOLL ROAD AUTHORITY | | | | 87,680,000 |
| TOTAL INDEBTEDNESS | | | | \$ 588,335,124 |

Reconciliation of Cash and Investment Balances
County General Ledger to Statement of Balances
For the Month Ended May 31, 2021

| | <u>Cash</u> | <u>Investment</u> |
|---|--------------------|--------------------|
| General Ledger Balance | 405,588,685 | 110,882,557 |
| Additions: | | |
| Accounts Classified as Investments for Treasurer but Cash for County | | 32,187,752 |
| Amounts journalized in following month - MCTRA | | |
| Amounts journalized in following month - County | 52,934,132 | 897,666 |
| Custodial Accounts controlled by Treasurer | 2,355,114 | |
| Subtractions: | | |
| Accounts Classified as Investments for Treasurer but Cash for County | (32,187,752) | |
| Accounts not handled by Treasurer | | |
| SIT Escrow | (407,404) | |
| County Attorney Discretionary | (159,429) | |
| District Attorney State | (9,937) | |
| Worthless Check Fund | (7,753) | |
| Joe Corley Fund | (794,265) | |
| Forfeitures Fund | (1,766,150) | |
| Jail Commissary | (1,768,380) | |
| Contract Election Fund | (677,647) | |
| Cash on Hand (various funds) | (33,455) | - |
| Pass Through Toll | (17,447,300) | |
| Amounts journalized in following month - County | | |
| Amounts journalized in following month - MCTRA | | |
| | <u>405,618,459</u> | <u>143,967,975</u> |
| Statement of Balances | 405,618,459 | 143,967,975 |
| Variance | (0) | (0) |

Any variance exists due to rounding of amounts

MONTGOMERY COUNTY, TEXAS
Other Information of Interest
As of May 31, 2021

APPENDIX

| | |
|--|----------|
| ENTERPRISE RESOURCE PLANNING SOFTWARE - STATUS UPDATE | A |
| REPORTS COMPLYING WITH LOCAL GOVERNMENT CODE 114.023 | B |
| REPORTS COMPLYING WITH LOCAL GOVERNMENT CODE 114.024 | C |
| COMPLETED AUDITS | E |
| MONTHLY UTILITY COST | F |

Executive summary

■ Key status points

Phase 1

Call was held with the development/support team on 5/18/2021. Amanda Carter presented the items to the development team. There is follow up meetings that Infor is working on for reporting and cube obligations that Michele and Bharat are coordinating.

Phase 2

Issue items are being tracked and still ongoing. Michele has added Solution Architect to the calls for extra help on resolving some of the outstanding issues. Review is held weekly on Mondays with the Infor and MCTX team. Michele to send Amanda Carter the information from Dan Miller on her position budget report.

Phase 3

This is on hold until MCTX has the other items resolved.

Phase 4

Budgeting decision is still on hold. Amanda Carter stated that there are 2 more budget demos to watch before a decision will be made.

LMS is now live! Bobby will schedule a meeting wit Sgt. Golsby to check on the status of LMS. Michele will include the LMS consultant as well.

MONTGOMERY COUNTY, TEXAS

Monthly Unaudited Financial Report



**For the 7 Months Ended
April 30, 2021**

This page left blank intentionally.

MONTGOMERY COUNTY, TEXAS

MONTHLY UNAUDITED FINANCIAL REPORT

Prepared by

THE MONTGOMERY COUNTY AUDITOR'S OFFICE
Rakesh Pandey, CPA
County Auditor

Information is presented based on ledger balances and entries posted through May 10, 2021 for the month ended April 30, 2021. This is unaudited information.

This page left blank intentionally.

MONTGOMERY COUNTY, TEXAS
Unaudited Monthly Financial Report
As of April 30, 2021

TABLE OF CONTENTS

| | Page |
|--|-------------|
| County Auditor's Letter of Transmittal | i |

FINANCIAL STATEMENTS

| | |
|--|---|
| Consolidated Balance Sheet, Governmental Funds and Montgomery County Toll Road Authority Enterprise Fund | 2 |
| Changes in Fund Balance, Governmental Funds and Montgomery County Toll Road Authority Enterprise Fund | 3 |
| Statement of Net Position - Internal Service Funds | 4 |
| Statement of Changes in Net Position - Internal Service Funds | 5 |

BUDGET STATUS

| | |
|---|------|
| Schedule of Expenditures - All Departments - Budget and Year-to-Date Actual | 8-11 |
|---|------|

SCHEDULES

| | |
|---|----|
| Schedule of Revenues and Expenses - Montgomery County Toll Road Authority | 13 |
| Transfers In and Out - By Fund | 14 |
| Schedule of Bond Indebtedness | 15 |
| Schedule of Bond Indebtedness - Montgomery County Toll Road Authority | 16 |
| Reconciliation of Cash and Investment Balances | 17 |

This page left blank intentionally.



Montgomery County, Texas
Office of the County Auditor
501 North Thompson, Suite 205, Conroe, Texas 77301
P. O. Box 539, Conroe, Texas 77305

Rakesh Pandey, CPA
County Auditor

Angela H. Blocker
1st Assistant County Auditor

May 25, 2021

The Commissioners' Court
Montgomery County, Texas

Honorable Commissioners:

The unaudited and unadjusted Monthly Financial Report of Montgomery County, Texas and the Montgomery County Toll Road Authority is submitted herewith for the period from April 1, 2021 through April 30, 2021. This report was prepared by the County Auditor in compliance with Chapter 114 Section 023 of the Local Government Code.

The Monthly Financial Report is presented in three sections: **Financial Statements**, **Budget Status**, and **Schedules**. Included in the Financial Statements are a Consolidated Balance Sheet and a Statement of Changes in Fund Balance. These statements report on all funds of the County. The Budget Status section is comprised of a Schedule of Expenditures for all departments showing the adjusted budget, the current month's actual activity, the activity for the year to date, current encumbrances and the remainder in the budget. The Schedules section includes a Schedule of Bonded Debt and a Schedule of Transfers to and from each fund.

This report is designed to provide a general overview of Montgomery County's finances for all those with an interest in the County's finances at a specific point during the fiscal year. However, the reader should note that the report does not include those disclosures associated with, and usually made a part of, audited financial statements. Questions concerning any of the information provided in this report or requests for additional financial information should be addressed to the Montgomery County Auditor, P.O. Box 539, Conroe, Texas 77305-0539.

Respectfully submitted,

Rakesh Pandey
Montgomery County Auditor

RP/mo

FINANCIAL STATEMENTS

(unaudited)

MONTGOMERY COUNTY, TEXAS
Consolidated Balance Sheet
Governmental Funds and Montgomery County Toll Road Authority Enterprise Fund
For the 7 Months Ended April 30, 2021

| | Total Governmental Funds | Montgomery County Toll Road Authority | Total |
|---|------------------------------|--|--------------------------------|
| Assets: | | | |
| Cash | \$ 388,811,753 | \$ 3,546,538 | \$ 392,358,291 |
| Investments, at Fair Value | 144,483,375 | 20,739,793 | 165,223,168 |
| Receivables: | | | |
| Taxes (net) | 7,623,561 | - | 7,623,561 |
| Accounts (net) | 59,042,863 | 5,242 | 59,048,105 |
| Due From Other Funds | 397,421,638 | 182,666,230 | 580,087,868 |
| Due From Other Entities | 772,795 | 4,040,141 | 4,812,936 |
| Due From Other Governments | 7,080 | - | 7,080 |
| Prepaid Items | 1,042,252 | - | 1,042,252 |
| Capital Assets, net of accumulated depreciation | - | 75,397,870 | 75,397,870 |
| <u>Total Assets</u> | <u>999,205,317</u> | <u>286,395,814</u> | <u>1,285,601,131</u> |
| <u>LIABILITIES AND FUND BALANCES:</u> | | | |
| Current Liabilities: | | | |
| Accounts Payable | 1,098,580 | - | 1,098,580 |
| Other Payables | 1,914,402 | 182,667 | 2,097,069 |
| Due to Other Funds | 403,247,865 | 151,830,571 | 555,078,436 |
| Due to Other Entities | - | 35,648,594 | 35,648,594 |
| Unearned Revenue | 70,513,271 | - | 70,513,271 |
| Revenue Bonds Payable | - | 87,680,000 | 87,680,000 |
| Unamortized Premium on Bonds | - | 7,241,886 | 7,241,886 |
| Total liabilities | <u>476,774,118</u> | <u>282,583,718</u> | <u>759,357,836</u> |
| Fund Balances: | | | |
| Net investment in capital assets | - | 75,397,870 | 75,397,870 |
| Reserved | 240,483,328 | - | 240,483,328 |
| Unreserved | 281,947,871 | (71,585,774) | 210,362,097 |
| Total Fund Balances | <u>522,431,199</u> | <u>3,812,096</u> | <u>526,243,295</u> |
| <u>TOTAL LIABILITIES AND FUND BALANCES</u> | <u>\$ 999,205,317</u> | <u>\$ 286,395,814</u> | <u>\$ 1,285,601,131</u> |

MONTGOMERY COUNTY, TEXAS
Statement of Changes in Fund Balance
Governmental Funds and Montgomery County Toll Road Authority Enterprise Fund
For the 7 Months Ended April 30, 2021

| | <u>General Fund</u> | <u>Special Revenue Funds</u> | <u>Debt Service Funds</u> | <u>Capital Project Funds</u> | <u>Montgomery County Toll Road Authority</u> | <u>Total All Funds</u> |
|--------------------------------------|-----------------------|--------------------------------------|-----------------------------------|--------------------------------------|--|----------------------------|
| Fund Balance, 4/1/2021 | \$ 284,381,094 | \$ 83,506,102 | \$ 23,271,256 | \$ 139,217,237 | \$ 3,868,294 | \$ 534,243,983 |
| Revenues/Other Financing Sources | \$ 3,063,821 | \$ 2,965,146 | \$ 438 | \$ 21,007 | \$ 1,209 | \$ 6,051,621 |
| Expenditures/Other Financing Uses | \$ (5,497,044) | \$ (4,336,883) | \$ (806) | \$ (4,160,169) | \$ (57,407) | \$ (14,052,309) |
| Fund Balance, 4/30/2021 | <u>\$ 281,947,871</u> | <u>\$ 82,134,365</u> | <u>\$ 23,270,888</u> | <u>\$ 135,078,075</u> | <u>\$ 3,812,096</u> | <u>\$ 526,243,295</u> |

MONTGOMERY COUNTY, TEXAS
Statement of Net Position
Internal Service Funds
For the 7 Months Ended April 30, 2021

| | Total Internal Service Funds |
|---|---------------------------------|
| Assets: | |
| Cash | \$ 2,218,050 |
| Other Receivables | |
| Accounts (net) | 146,205 |
| Due From Other Funds | 34,791,848 |
| Prepaid Items | 669,802 |
| Capital Assets (net of accumulated depreciation): | |
| Buildings | 737,549 |
| Equipment | 60,606 |
| Total assets | <u>38,624,060</u> |
| Liabilities: | |
| Current Liabilities: | |
| Other Payables | 13,522,935 |
| Due to Other Funds | 24,226,040 |
| Total liabilities | <u>37,748,975</u> |
| Net Position: | |
| Invested in capital assets | 798,155 |
| Unreserved | 76,930 |
| Total Net Position | <u><u>\$ 875,085</u></u> |

MONTGOMERY COUNTY, TEXAS
Statement of Changes in Net Position
Internal Service Funds
For the 7 Months Ended April 30, 2021

| | <u>Total Internal Service Funds</u> |
|--|---|
| Current Operating Revenues: | |
| Fees | \$ 385,274 |
| Total Operating Revenues | <u>385,274</u> |
| Current Operating Expenses: | |
| Services | <u>1,232,707</u> |
| Total Operating Expenses | <u>1,232,707</u> |
| Change in net position | (847,433) |
| Total Net Position - April 1, 2021 | 1,722,518 |
| Total Net Position - April 30, 2021 | <u><u>\$ 875,085</u></u> |

This page left blank intentionally.

BUDGET STATUS

(unaudited)

MONTGOMERY COUNTY, TEXAS
Schedule of Expenditures - All Departments
Budget and Year-to-Date Actual for the 7 Months Ended April 30, 2021

Page 1 of 4

| | Adjusted Budget | Current Month Actual | Year- to-Date Actual | Encumbrances | Unexpended Budget |
|--|--------------------|----------------------------|----------------------------|----------------|----------------------|
| <u>100 GENERAL FUND</u> | | | | | |
| <u>10 General Government</u> | | | | | |
| 2000 County Judge | 625,543 | (642) | 224,597 | 784 | 400,162 |
| 2100 Human Resources | 633,347 | 3,770 | 250,903 | 126 | 382,318 |
| 2101 Civil Service | 4,500 | - | 250 | - | 4,250 |
| 2200 Risk Management | 953,836 | 11,786 | 376,978 | - | 576,858 |
| 2300 County Clerk | 2,568,212 | 3,138 | 994,774 | 719 | 1,572,719 |
| 250* Elections Administrator | 1,477,894 | 7,895 | 989,356 | 17,943 | 470,595 |
| 2600 Information Technology | 11,083,294 | 502,636 | 5,120,000 | 384,413 | 5,578,881 |
| 3000 Building Custodial Services | 3,419,338 | 2,207 | 1,309,997 | 8,544 | 2,100,797 |
| 3100 Building Maintenance | 8,068,553 | 386,409 | 4,180,535 | 246,148 | 3,641,870 |
| 3210 Non-Departmental | 12,030,341 | 245,797 | 7,073,170 | 176,542 | 4,780,629 |
| 3211 Contingency | 372,985 | - | - | - | 372,985 |
| 4001 Permits | 522,019 | 1,549 | 210,765 | - | 311,254 |
| Total General Government | 41,759,862 | 1,164,545 | 20,731,325 | 835,219 | 20,193,318 |
| <u>20 Financial Administration</u> | | | | | |
| 2302 Court Collections | 493,204 | 403 | 180,319 | 4,758 | 308,127 |
| 3210 Non-Departmental | 2,278,064 | 1,952,727 | 2,008,113 | - | 269,951 |
| 3300 Purchasing Agent | 1,180,667 | 3,445 | 464,214 | 1,061 | 715,392 |
| 3400 County Auditor | 2,334,758 | 959 | 884,256 | 2,167 | 1,448,335 |
| 3500 Budget Office | 334,853 | 175 | 129,848 | 303 | 204,702 |
| 3600 County Treasurer | 753,211 | 751 | 291,796 | 6,143 | 455,272 |
| 370* Tax Assessor/Collector | 4,894,469 | 43,158 | 1,824,034 | 10,507 | 3,059,928 |
| Total Financial Administration | 12,269,226 | 2,001,618 | 5,782,580 | 24,939 | 6,461,707 |
| <u>30 Health and Human Services</u> | | | | | |
| 2400 Veterans Service | 328,509 | 324 | 129,566 | 24 | 198,919 |
| 3210 Non-Departmental | 221,525 | 11,033 | 761,061 | - | (539,536) |
| 3200 Other | 1,197,017 | 327,100 | 377,707 | - | 819,310 |
| 3250 Child Welfare | 98,487 | 4,991 | 26,242 | 419 | 71,826 |
| 4000 Environmental Health | 2,032,622 | 4,923 | 788,534 | 224 | 1,243,864 |
| 4100 Animal Services | 5,142,481 | 90,941 | 1,881,228 | 333,547 | 2,927,706 |
| 4200 Forensic Services | 2,200,981 | 50,901 | 912,837 | 8,684 | 1,279,460 |
| 4300 MCCD County | 907 | (558) | (507) | 20 | 1,394 |
| 4600 Extension Agents | 753,325 | 1,845 | 283,293 | 219 | 469,813 |
| Total Health and Human Services | 11,975,854 | 491,500 | 5,159,961 | 343,137 | 6,472,756 |
| <u>40 Culture and Recreation</u> | | | | | |
| 3200 Other | 5,000 | - | 150,000 | - | (145,000) |
| 3240 Historical Commission | 30,000 | 1,062 | 7,312 | 18,750 | 3,938 |
| 4400 Convention Center | 983,907 | 27,331 | 356,301 | 14,376 | 613,230 |
| 4401 Fairgrounds/EXPO Center | 15,000 | - | - | - | 15,000 |
| 4500 Memorial Library | 10,189,634 | 69,509 | 3,787,179 | 170,734 | 6,231,721 |
| Total Culture and Recreation | 11,223,541 | 97,902 | 4,300,792 | 203,860 | 6,718,889 |

MONTGOMERY COUNTY, TEXAS
Schedule of Expenditures - All Departments
Budget and Year-to-Date Actual for the 7 Months Ended April 30, 2021

Page 2 of 4

| | Adjusted Budget | Current Month Actual | Year- to-Date Actual | Encumbrances | Unexpended Budget |
|--|--------------------|----------------------------|----------------------------|------------------|----------------------|
| <u>50 Law Enforcement & Corrections</u> | | | | | |
| 3230 Department of Public Safety | 123,763 | - | 49,387 | - | 74,376 |
| 5200 Office of Homeland Security | 952,756 | 10,538 | 532,617 | 139,988 | 280,151 |
| 530* Fire Marshal | 2,005,007 | 9,594 | 768,232 | 46,831 | 1,189,944 |
| 5100 District Attorney | 12,254,028 | 23,046 | 4,819,441 | 12,971 | 7,421,616 |
| 540* Juvenile Probation | 5,701,042 | 11,730 | 2,148,148 | 10,028 | 3,542,866 |
| 550* Adult Probation | 21,126 | 235 | 1,738,725 | 2 | (1,717,601) |
| 5600 Commissions | 340,079 | 6,680 | 53,937 | 17,889 | 268,253 |
| 6* Sheriff | 65,464,136 | 353,676 | 26,625,677 | 2,385,584 | 36,452,875 |
| 6601 Jail | 25,638,255 | 550,801 | 11,800,612 | 39,934 | 13,797,709 |
| 7100 Constable Precinct 1 | 5,044,532 | 11,420 | 2,098,434 | 21,830 | 2,924,268 |
| 7200 Constable Precinct 2 | 2,239,938 | 4,695 | 840,384 | 131,315 | 1,268,239 |
| 7300 Constable Precinct 3 | 6,334,608 | 41,142 | 2,490,391 | 55,487 | 3,788,730 |
| 7400 Constable Precinct 4 | 4,751,533 | 28,284 | 1,839,420 | 186,685 | 2,725,428 |
| 7500 Constable Precinct 5 | 4,311,816 | 15,606 | 1,771,726 | 59,598 | 2,480,492 |
| Total Law Enforcement & Corrections | 135,182,619 | 1,067,447 | 57,577,131 | 3,108,142 | 74,497,346 |
| <u>60 Legal and Judicial</u> | | | | | |
| 2700 District Clerk | 3,760,682 | 2,711 | 1,451,671 | 2,588 | 2,309,011 |
| 280* County Attorney | 3,537,340 | 20,100 | 1,420,489 | 7,752 | 2,116,851 |
| 3220 Alternate Dispute Resolution | 150,000 | 14,765 | 75,590 | - | 74,410 |
| 8100 Court Operations | 620,445 | 13,740 | 280,592 | 9,927 | 339,853 |
| 8101 Indigent Defense - Criminal | 7,117,047 | 417,536 | 2,616,942 | 1,434,851 | 4,500,105 |
| 8102 Indigent Defense - Civil | 1,525,722 | 58,466 | 678,209 | - | 847,513 |
| 8103 Office of Court Administration | 1,171,474 | 1,260 | 469,400 | 214 | 702,074 |
| 8210 County Court at Law 1 | 537,364 | 527 | 221,501 | - | 315,863 |
| 8220 County Court at Law 2 | 923,599 | 904 | 355,655 | 428 | 567,944 |
| 8230 County Court at Law 3 | 850,602 | 106 | 342,247 | 230 | 508,355 |
| 8240 County Court at Law 4 | 547,283 | 1,235 | 219,427 | - | 327,856 |
| 8250 County Court at Law 5 | 506,717 | 1,006 | 206,891 | 492 | 299,826 |
| 8310 9th District Court | 340,118 | 138 | 139,112 | 187 | 201,006 |
| 8320 221st District Court | 350,667 | 736 | 145,217 | 76 | 205,450 |
| 8330 284th District Court | 745,078 | 307 | 227,433 | 64 | 517,645 |
| 8340 359th District Court | 409,740 | 191 | 163,380 | 150 | 246,360 |
| 8350 410th District Court | 628,164 | 1,426 | 261,392 | 285 | 366,772 |
| 8360 418th District Court | 641,356 | 2,805 | 265,735 | 440 | 375,621 |
| 8370 435th District Court | 358,194 | 537 | 141,385 | 160 | 216,809 |
| 8380 457th District Court | 519,135 | 95 | 215,225 | 460 | 303,910 |
| 8401 Drug Court | 687,627 | 22,739 | 183,579 | 24 | 504,048 |
| 8402 DWI Drug Court | 334,577 | 25,283 | 137,798 | 400 | 196,779 |

MONTGOMERY COUNTY, TEXAS
Schedule of Expenditures - All Departments
Budget and Year-to-Date Actual for the 7 Months Ended April 30, 2021

Page 3 of 4

| | Adjusted Budget | Current Month Actual | Year- to-Date Actual | Encumbrances | Unexpended Budget |
|---|--------------------|----------------------------|----------------------------|-------------------|----------------------|
| 60 Legal and Judicial, (cont'd.) | | | | | |
| 8403 Mental Health Court Service | 357,998 | 1,891 | 121,181 | 11 | 236,817 |
| 8510 Justice of the Peace Precinct 1 | 910,233 | 28,619 | 368,414 | 636 | 541,819 |
| 8520 Justice of the Peace Precinct 2 | 600,971 | 20,782 | 260,224 | 2,236 | 340,747 |
| 8530 Justice of the Peace Precinct 3 | 1,357,624 | (835) | 494,353 | 51 | 863,271 |
| 8540 Justice of the Peace Precinct 4 | 1,060,818 | 632 | 391,924 | - | 668,894 |
| 8550 Justice of the Peace Precinct 5 | 653,999 | 26,807 | 272,589 | 4,698 | 381,410 |
| Total Legal and Judicial | 31,204,574 | 664,509 | 12,127,555 | 1,466,360 | 19,077,019 |
| 70 Transportation | | | | | |
| 5000 Airport | 1,107,081 | 9,523 | 463,857 | 3,599 | 639,625 |
| Total Transportation | 1,107,081 | 9,523 | 463,857 | 3,599 | 639,625 |
| TOTAL GENERAL FUND | 244,722,757 | 5,497,044 | 106,143,201 | 5,985,256 | 134,060,660 |
| <u>SPECIAL REVENUE FUNDS</u> | | | | | |
| 200 Road and Bridge Fund | 63,532,088 | 1,422,046 | 16,083,875 | 7,063,249 | 40,384,964 |
| 201 Worthless Checks Fund | 33,511 | - | 11,803 | - | 21,708 |
| 202 Forfeitures Fund | 1,249,146 | 16,221 | 702,452 | 17,853 | 528,841 |
| 203 Sheriff Commissary Fund | 1,890,600 | 32,465 | 922,990 | 375,144 | 592,466 |
| 204 Law Library Fund | 317,116 | 9,656 | 122,567 | 1,444 | 193,105 |
| 205 Pre-Trial Diversion Fund | 41,174 | - | 9,241 | - | 31,933 |
| 206 Records Management and Preservation | 2,759,940 | 263,121 | 2,859,210 | 1,040,403 | (1,139,673) |
| 207 Records Management County Fund | 772,594 | 107 | 254,798 | - | 517,796 |
| 208 Records Management District Clerk Fund | 80,119 | 54 | 1,391 | - | 78,728 |
| 209 District Clerk Records Preservation Fund | 63,367 | - | 2,308 | 50,059 | 11,000 |
| 211 Court Technology County and District Fund | 28,076 | 2,135 | 6,921 | 114 | 21,041 |
| 212 Court Guardianship Fund | 65,000 | 882 | 43,500 | - | 21,500 |
| 213 Court Reporter Service Fund | 320,755 | 1,335 | 19,055 | - | 301,700 |
| 214 Courthouse Security Fund | 387,357 | 23,573 | 142,697 | 2,105 | 242,555 |
| 216 Justice Court Technology Fund | 348,432 | 91,665 | 158,046 | 141,462 | 48,924 |
| 217 Juvenile Case Manager Fund | 377,645 | - | 124,540 | - | 253,105 |
| 218 Vital Records Preservation Fund | 17,100 | - | 351 | - | 16,749 |
| 219 Contract Elections Fund | 8,387 | 7,264 | 1,113,107 | (244) | (1,104,476) |
| 220 Grants Fund | 40,318,884 | 2,466,359 | 52,966,265 | 2,486,785 | (15,134,166) |
| 221 HAVA Grant Fund | 42,608 | - | 187,727 | - | (145,119) |
| 222 Joe Corley Pass Through Fund | - | - | 15,196,837 | - | (15,196,837) |
| TOTAL SPECIAL REVENUE FUNDS | 112,653,899 | 4,336,883 | 90,929,681 | 11,178,374 | 10,545,844 |

MONTGOMERY COUNTY, TEXAS
Schedule of Expenditures - All Departments
Budget and Year-to-Date Actual for the 7 Months Ended April 30, 2021

Page 4 of 4

| | Adjusted Budget | Current Month Actual | Year- to-Date Actual | Encumbrances | Unexpended Budget |
|--|--------------------|----------------------------|----------------------------|-------------------|----------------------|
| <u>DEBT SERVICE FUND</u> | | | | | |
| Debt Service Fund | 41,509,557 | 806 | 30,008,845 | - | 11,500,712 |
| <u>TOTAL DEBT SERVICE FUND</u> | <u>41,509,557</u> | <u>806</u> | <u>30,008,845</u> | <u>-</u> | <u>11,500,712</u> |
| <u>INTERNAL SERVICE FUNDS</u> | | | | | |
| 500 Self-Insurance Medical | - | 107,998 | 20,438,658 | - | (20,438,658) |
| 501 Self-Insurance Workers Compensation | - | 210,422 | 669,048 | - | (669,048) |
| 503 Self-Insurance Accident and Liability | - | 914,287 | 1,681,991 | - | (1,681,991) |
| <u>TOTAL INTERNAL SERVICE FUNDS</u> | <u>-</u> | <u>1,232,707</u> | <u>22,789,697</u> | <u>-</u> | <u>(22,789,697)</u> |
| <u>ENTERPRISE FUNDS</u> | | | | | |
| Montgomery County Toll Road Authority | 5,721,387 | 57,407 | 3,480,385 | 484 | 2,240,518 |
| <u>TOTAL ENTERPRISE FUNDS</u> | <u>5,721,387</u> | <u>57,407</u> | <u>3,480,385</u> | <u>484</u> | <u>2,240,518</u> |
| <u>TOTAL ALL FUNDS</u> | <u>404,607,600</u> | <u>11,124,847</u> | <u>253,351,809</u> | <u>17,164,114</u> | <u>135,558,037</u> |

This page left blank intentionally.

SCHEDULES

(unaudited)

MONTGOMERY COUNTY, TEXAS
Schedule of Revenues and Expenses - Montgomery County Toll Road Authority
Budget and Year-to-Date Actual for the 7 Months Ended April 30, 2021

| | Adjusted Budget | Current Month Actual | Year- to-Date Actual | Encumbrances | Unexpended Budget |
|-----------------------|--------------------|----------------------------|----------------------------|--------------|----------------------|
| Revenue: | | | | | |
| 1101 249 Operations | - | - | 630 | - | (630) |
| 1300 Debt Service | - | - | 440,194 | - | (440,194) |
| 5701 249 Construction | - | - | - | - | - |
| 5702 249 Operations | 6,630,000 | - | 3,982,052 | - | 2,647,948 |
| 5703 242 Operations | - | 1,209 | 7,557 | - | (7,557) |
| 1300 Debt Service | - | - | - | - | - |
| 5705 Debt Service | - | - | - | - | - |
| Total Revenue | 6,630,000 | 1,209 | 4,430,433 | - | 2,199,567 |
| Expenses: | | | | | |
| 1100 MCTRA General | - | - | 2,900,000 | - | (2,900,000) |
| 1101 249 Operations | - | - | - | - | - |
| 5702 249 Operations | 1,306,650 | 45,842 | 520,058 | 484 | 786,108 |
| 5701 249 Construction | - | 11,565 | 58,877 | - | (58,877) |
| 5703 242 Operations | 30,737 | - | 1,450 | - | 29,287 |
| 5705 Debt Service | 4,384,000 | - | - | - | 4,384,000 |
| Total Expenses | 5,721,387 | 57,407 | 3,480,385 | 484 | 2,240,518 |

MONTGOMERY COUNTY, TEXAS
Schedule of Transfers In and Out by Fund
For the 7 Months Ended April 30, 2021

| | <u>Transfers In</u> | <u>Transfers Out</u> |
|-----------------------------|----------------------------|----------------------------|
| General Fund | \$ 2,900,000 | \$ - |
| Enterprise Fund | | 2,900,000 |
| TOTAL FINANCING USES | <u><u>\$ 2,900,000</u></u> | <u><u>\$ 2,900,000</u></u> |

MONTGOMERY COUNTY, TEXAS
Schedule of Bond Indebtedness
As of April 30, 2021

| | <u>Interest Rate (%)</u> | <u>Issue Date</u> | <u>Maturity Date</u> | <u>Balances Outstanding</u> |
|---|------------------------------|-----------------------|--------------------------|---------------------------------|
| GENERAL OBLIGATION BONDS: | | | | |
| Refunding Bonds, Series 2012 | 2.00-5.00 | 2012 | 2026 | 1,730,750 |
| Refunding Bonds, Series 2014A | 5.00 | 2014 | 2025 | 53,310,000 |
| Refunding Bonds, Series 2016 | 4.25-5.25 | 2016 | 2032 | 58,925,000 |
| Road Bonds, Series 2016 | 4.25-5.25 | 2016 | 2041 | 51,265,000 |
| Refunding Bonds, Series 2016A | 3.00-5.00 | 2016 | 2030 | 39,505,000 |
| Road Bonds, Series 2016A | 4.00-5.00 | 2016 | 2042 | 69,165,000 |
| Road Bonds, Series 2018 | 4.00-5.00 | 2018 | 2043 | 42,290,000 |
| Road Bonds, Series 2018B | 3.50-5.00 | 2018 | 2040 | 87,930,000 |
| Refunding Bonds, Series 2018 | 4.00 | 2018 | 2030 | 26,965,000 |
| Refunding Bonds, Series 2020 | 4.00-5.00 | 2021 | 2032 | 23,235,000 |
| TOTAL GENERAL OBLIGATION BONDS PAYABLE | | | | <u>454,320,750</u> |
| CERTIFICATES OF OBLIGATION: | | | | |
| Series 2010 | 3.00-5.40 | 2010 | 2039 | 23,395,000 |
| Series 2012A | 2.00-5.00 | 2012 | 2023 | 10,690,000 |
| TOTAL CERTIFICATES OF OBLIGATION | | | | <u>34,085,000</u> |
| TOTAL BONDED DEBT | | | | <u><u>\$ 488,405,750</u></u> |


MONTGOMERY COUNTY TOLL ROAD AUTHORITY
Schedule of Bond Indebtedness
As of April 30, 2021

| | <u>Interest Rate (%)</u> | <u>Issue Date</u> | <u>Maturity Date</u> | <u>Balances Outstanding</u> |
|---|------------------------------|-----------------------|--------------------------|---------------------------------|
| REVENUE BONDS: | | | | |
| Senior Lien Toll Revenue Bonds, Series 2018 | 5.00 | 2018 | 2048 | 87,680,000 |
| TOTAL REVENUE BONDS PAYABLE | | | | <u>87,680,000</u> |
| TOTAL BONDED DEBT | | | | <u>\$ 87,680,000</u> |

Reconciliation of Cash and Investment Balances
County General Ledger to Statement of Balances
For the Month Ended April 30, 2021

| | <u>Cash</u> | <u>Investment</u> |
|---|--------------------|--------------------|
| General Ledger Balance | 392,358,291 | 165,223,168 |
| Additions: | | |
| Accounts Classified as Investments for Treasurer but Cash for County | | 47,419,954 |
| Amounts journalized in following month - MCTRA | | 990,435 |
| Custodial Accounts controlled by Treasurer | 2,065,553 | |
| Subtractions: | | |
| Accounts Classified as Investments for Treasurer but Cash for County | (47,419,954) | |
| Accounts not handled by Treasurer | | |
| SIT Escrow | (407,404) | |
| County Attorney Discretionary | (159,429) | |
| District Attorney State | (9,937) | |
| Worthless Check Fund | (7,753) | |
| Forfeitures Fund | (1,766,150) | |
| Jail Commissary | (1,768,380) | |
| Contract Election Fund | (677,647) | |
| Cash on Hand (various funds) | (33,555) | - |
| Pass Through Toll | (17,447,300) | |
| Amounts journalized in following month - County | (20,822,252) | (397,676) |
| Amounts journalized in following month - MCTRA | (2,192,000) | |
| | <u>301,712,083</u> | <u>213,235,882</u> |
| Statement of Balances | 301,712,083 | 213,235,882 |
| Variance | (0) | 0 |

Any variance exists due to rounding of amounts



Montgomery County, Texas
Office of the County Auditor
501 North Thompson, Suite 205, Conroe, Texas 77301
P. O. Box 539, Conroe, Texas 77305

Rakesh Pandey, CPA
County Auditor

Angela H. Blocker
1st Assistant County Auditor

TO: Commissioners Court

FROM: Rakesh Pandey, County Auditor *RP*

DATE: May 11, 2021

RE: County Auditor's Report

The following reports "Report of Revenues" and "Report of Expenditures" are provided to the Commissioners Court in compliance with Local Government Code 114.024.

If you have any questions, please do not hesitate to contact me.

RP/mo

MONTGOMERY COUNTY, TEXAS

REPORT OF REVENUES

For Fiscal Year Ended September 30, 2021

May 4, 2021

| | Sum of NetTransactionAmount |
|--|-----------------------------|
| 100 | (202,296,065.49) |
| GENERAL OPERATIONS | (202,296,065.49) |
| 1100 | (193,266,026.85) |
| GENERAL FUND | (193,266,026.85) |
| 400100 | (182,261,476.10) |
| CURRENT TAXES | (182,261,476.10) |
| 400110 | (950,193.77) |
| DELINQUENT TAXES | (950,193.77) |
| 400120 | (876,576.76) |
| PENALTY AND INTEREST | (876,576.76) |
| 400140 | (937,257.85) |
| OTHER TAXES | (937,257.85) |
| 410100 | (94,917.50) |
| TABC LICENSES | (94,917.50) |
| 410102 | (370,130.00) |
| HEALTH PERMITS | (370,130.00) |
| 420304 | (380,240.74) |
| OTHER ALLOCATIONS | (380,240.74) |
| 430104 | (8,439.47) |
| COUNTY JUDGE FEES | (8,439.47) |
| 430106 | (90,094.91) |
| SHERIFF FEES | (90,094.91) |
| 430108 | (6,582.24) |
| COUNTY ATTORNEY FEES | (6,582.24) |
| 430110 | (2,798,829.42) |
| COUNTY CLERK FEES | (2,798,829.42) |
| 430118 | (405,312.49) |
| TPW SALES TAX COMMISSION | (405,312.49) |
| 430132 | (819,276.78) |
| DISTRICT CLERK FEES | (819,276.78) |
| 430134 | (2,259,345.03) |
| JUSTICE OF THE PEACE FEES | (2,259,345.03) |
| 430136 | (632.46) |
| TRUANCY PREVENTION AND DIVERSION CCP 102.015 | (632.46) |
| 430138 | (9,468.33) |
| CONSTABLE FEES | (9,468.33) |
| 430140 | (23.00) |
| VOTER REGISTRATION FEES | (23.00) |
| 430142 | (77,324.88) |
| CRIMINAL JUSTICE FEES | (77,324.88) |
| 430144 | (549.71) |
| CHILD SAFETY | (549.71) |
| 430148 | (5,000.00) |
| BAIL BOND ADMINISTRATION FEES | (5,000.00) |
| 430150 | (25,312.06) |
| TRAFFIC SAFETY FEES | (25,312.06) |
| 430152 | (33,571.46) |
| FAILURE TO APPEAR FEES | (33,571.46) |

| | |
|---------------------------------------|--------------|
| 430156 | (50,863.85) |
| LEOSE-ANNUAL ALLOCATION | (50,863.85) |
| 430158 | (4,153.91) |
| JUDICIAL EDUCATION | (4,153.91) |
| 430164 | (13,599.67) |
| HB530 DRUG COURT FEE-UNRESTRICTED | (13,599.67) |
| 430166 | (19,294.45) |
| CCP102.0178 DRUG COURT FEE-RESTRICTED | (19,294.45) |
| 430170 | (7,001.54) |
| HAZARDOUS WASTE MANAGEMENT FEE | (7,001.54) |
| 430174 | (291,666.69) |
| DETENTION ADMINISTRATION SERVICES | (291,666.69) |
| 430176 | (6,979.00) |
| PROBATION FEES | (6,979.00) |
| 430178 | (77.98) |
| COMMUNITY RESTITUTION FEES | (77.98) |
| 430212 | (30,489.94) |
| JURY FEES | (30,489.94) |
| 430216 | (38,370.50) |
| INMATE TELEPHONE FEE | (38,370.50) |
| 440100 | (387,835.55) |
| INTEREST-BANK | (387,835.55) |
| 440120 | 270,381.90 |
| INVESTMENT EARNINGS | 270,381.90 |
| 450100 | (812.94) |
| COMMISSIONS | (812.94) |
| 450210 | (17,281.74) |
| CONTRACT REIMBURSEMENT-ADMINISTRATION | (17,281.74) |
| 450318 | (2,556.00) |
| RENTS/LEASES | (2,556.00) |
| 450320 | (123,370.16) |
| MISCELLANEOUS | (123,370.16) |
| 450326 | 1,122.76 |
| TEMPORARY SUSPENSE REVENUE | 1,122.76 |
| 450328 | (33,573.61) |
| SALE OF ASSETS | (33,573.61) |
| 460100 | 2,000.00 |
| COURT FINES | 2,000.00 |
| 410116 | (250.00) |
| RECYCLE CENTER PERMITS | (250.00) |
| 440110 | (100,799.02) |
| FAIR MARKET VALUE | (100,799.02) |
| 2100 | - |
| HUMAN RESOURCES | - |
| 450200 | - |
| CONTRACT SERVICE REVENUE | - |
| 2200 | (37,031.31) |
| RISK MANAGEMENT | (37,031.31) |
| 450200 | - |
| CONTRACT SERVICE REVENUE | - |
| 450328 | (37,031.31) |
| SALE OF ASSETS | (37,031.31) |
| 2302 | - |
| COURT COLLECTIONS | - |
| 450200 | - |

| | |
|------------------------------|----------------|
| CONTRACT SERVICE REVENUE | - |
| 2800 | (26,492.56) |
| COUNTY ATTORNEY | (26,492.56) |
| 420100 | (20,342.56) |
| FEDERAL GRANT REVENUE | (20,342.56) |
| 420204 | (6,150.00) |
| STATE ALLOCATIONS | (6,150.00) |
| 2801 | (70,689.40) |
| COUNTY ATTORNEY STATE FUNDS | (70,689.40) |
| 420204 | (70,000.00) |
| STATE ALLOCATIONS | (70,000.00) |
| 430108 | (435.84) |
| COUNTY ATTORNEY FEES | (435.84) |
| 440100 | (253.56) |
| INTEREST-BANK | (253.56) |
| 3000 | - |
| BUILDING CUSTODIAL SERVICES | - |
| 410110 | - |
| AUTO REGISTRATION | - |
| 430180 | - |
| VEHICLE TOWING PROGRAM FEES | - |
| 3200 | (2,000.00) |
| OTHER | (2,000.00) |
| 430120 | (2,000.00) |
| APPLICATION FEES | (2,000.00) |
| 3210 | (1,927,321.84) |
| NON-DEPARTMENTAL | (1,927,321.84) |
| 450200 | (1,927,321.84) |
| CONTRACT SERVICE REVENUE | (1,927,321.84) |
| 3220 | (94,205.31) |
| ALTERNATE DISPUTE RESOLUTION | (94,205.31) |
| 430110 | (14,240.31) |
| COUNTY CLERK FEES | (14,240.31) |
| 430132 | (56,010.00) |
| DISTRICT CLERK FEES | (56,010.00) |
| 430134 | (23,955.00) |
| JUSTICE OF THE PEACE FEES | (23,955.00) |
| 3240 | (1,045.00) |
| HISTORICAL COMMISSION | (1,045.00) |
| 450300 | (1,045.00) |
| CONTRIBUTIONS | (1,045.00) |
| 3250 | (298.24) |
| CHILD WELFARE | (298.24) |
| 420100 | (967.43) |
| FEDERAL GRANT REVENUE | (967.43) |
| 420200 | 669.19 |
| STATE GRANT REVENUE | 669.19 |
| 3400 | (21,595.58) |
| COUNTY AUDITOR | (21,595.58) |
| 450200 | (21,595.58) |
| CONTRACT SERVICE REVENUE | (21,595.58) |
| 3700 | (855,300.72) |
| TAX ASSESSOR/COLLECTOR | (855,300.72) |
| 430118 | (52,782.92) |
| TPW SALES TAX COMMISSION | (52,782.92) |

| | |
|-----------------------------|--------------|
| 430122 | (793,810.50) |
| SUPPLEMENTAL MVD FEES | (793,810.50) |
| 430126 | (8,957.30) |
| TPW TITLE FEE | (8,957.30) |
| 430128 | 250.00 |
| VTR LICENSE APP FEE-OWNER | 250.00 |
| 3701 | (83,055.73) |
| TAC SPECIAL INVENTORY TAX | (83,055.73) |
| 440100 | (83,055.73) |
| INTEREST-BANK | (83,055.73) |
| 3703 | (2,300.00) |
| TAC VTR | (2,300.00) |
| 430128 | (2,150.00) |
| VTR LICENSE APP FEE-OWNER | (2,150.00) |
| 430130 | (150.00) |
| VTR LICENSE APP FEE-RUNNER | (150.00) |
| 4001 | (335,535.00) |
| PERMITS | (335,535.00) |
| 410106 | (335,535.00) |
| FOOD SERVICE PERMITS | (335,535.00) |
| 4100 | (280,342.99) |
| ANIMAL SERVICES | (280,342.99) |
| 410104 | (3,010.00) |
| ANIMAL CONTROL TRANSPORT | (3,010.00) |
| 430190 | (64,057.00) |
| ADOPTION FEES | (64,057.00) |
| 430192 | (57,535.00) |
| ANIMAL SHELTER FEES | (57,535.00) |
| 430194 | (75,380.00) |
| CLINIC SERVICES | (75,380.00) |
| 430196 | (9,965.00) |
| IMPOUND FEES | (9,965.00) |
| 450300 | (70,395.99) |
| CONTRIBUTIONS | (70,395.99) |
| 4200 | (72,363.30) |
| FORENSIC SERVICES | (72,363.30) |
| 430200 | (71,929.00) |
| INQUESTS AND AUTOPSIES | (71,929.00) |
| 430210 | (434.30) |
| FORENSIC ADMINISTRATION FEE | (434.30) |
| CONVENTION CENTER | (435,391.90) |
| 420304 | (229,676.44) |
| OTHER ALLOCATIONS | (229,676.44) |
| 430162 | 2,000.00 |
| PARK FEES | 2,000.00 |
| 430226 | 5,995.91 |
| RENTAL/USER FEES | 5,995.91 |
| 450318 | (213,711.37) |
| RENTS/LEASES | (213,711.37) |
| 4500 | (36,054.79) |
| MEMORIAL LIBRARY | (36,054.79) |
| 430224 | (361.61) |
| BOOK FINES | (361.61) |
| 450300 | (35,693.18) |
| CONTRIBUTIONS | (35,693.18) |

| | |
|--|--------------|
| 5000 | (359,259.13) |
| AIRPORT | (359,259.13) |
| 430226 | (292,281.52) |
| RENTAL/USER FEES | (292,281.52) |
| 430230 | (66,977.61) |
| FUEL FLOW FEES | (66,977.61) |
| 5050 | (63,117.90) |
| CUSTOMS | (63,117.90) |
| 430226 | (63,117.90) |
| RENTAL/USER FEES | (63,117.90) |
| 450200 | - |
| CONTRACT SERVICE REVENUE | - |
| 5100 | (43,567.62) |
| DISTRICT ATTORNEY | (43,567.62) |
| 410110 | - |
| AUTO REGISTRATION | - |
| 420204 | (23,244.00) |
| STATE ALLOCATIONS | (23,244.00) |
| 440100 | (4.80) |
| INTEREST-BANK | (4.80) |
| 450200 | - |
| CONTRACT SERVICE REVENUE | - |
| 460130 | (20,318.82) |
| FORFEITURES-BONDS | (20,318.82) |
| 5101 | (15,009.44) |
| DISTRICT ATTORNEY STATE FUNDS | (15,009.44) |
| 420204 | (15,000.00) |
| STATE ALLOCATIONS | (15,000.00) |
| 440100 | (9.44) |
| INTEREST-BANK | (9.44) |
| 5200 | (1,045.25) |
| OFFICE OF HOMELAND SECURITY & EMERGENCY MANAGEMENT | (1,045.25) |
| 450328 | (1,045.25) |
| SALE OF ASSETS | (1,045.25) |
| 5301 | (635,926.00) |
| FIRE MARSHAL - INSPECTIONS | (635,926.00) |
| 430184 | (156,426.00) |
| FIRE INSPECTION FEE-EXISTING | (156,426.00) |
| 430186 | (454,500.00) |
| FIRE INSPECTION FEE-NEW CONSTRUCTION | (454,500.00) |
| 450200 | (25,000.00) |
| CONTRACT SERVICE REVENUE | (25,000.00) |
| 5400 | (58,989.00) |
| JUVENILE PROBATION-ADMINISTRATIVE | (58,989.00) |
| 430174 | (58,989.00) |
| DETENTION ADMINISTRATION SERVICES | (58,989.00) |
| 5500 | (392,470.01) |
| ADULT PROBATION | (392,470.01) |
| 450200 | (392,470.01) |
| CONTRACT SERVICE REVENUE | (392,470.01) |
| 5501 | (75,384.14) |
| BOND SUPERVISION | (75,384.14) |
| 450200 | (75,384.14) |
| CONTRACT SERVICE REVENUE | (75,384.14) |
| 5600 | (61,645.43) |

| | |
|--------------------------------|--------------|
| COMMISSIONS | (61,645.43) |
| 450100 | (61,645.43) |
| COMMISSIONS | (61,645.43) |
| 450320 | - |
| MISCELLANEOUS | - |
| 5602 | (1,333.49) |
| LEOSE | (1,333.49) |
| 430156 | (1,333.49) |
| LEOSE-ANNUAL ALLOCATION | (1,333.49) |
| 6000 | (601,781.25) |
| SHERIFF | (601,781.25) |
| 410108 | (261,440.00) |
| ALARM PERMITS | (261,440.00) |
| 420206 | (3,201.25) |
| STATE CONTRACT REIMBURSEMENT | (3,201.25) |
| 430180 | (322,100.00) |
| VEHICLE TOWING PROGRAM FEES | (322,100.00) |
| 450200 | (40.00) |
| CONTRACT SERVICE REVENUE | (40.00) |
| 450300 | (15,000.00) |
| CONTRIBUTIONS | (15,000.00) |
| 6100 | (7,915.10) |
| SHERIFF HOMELAND SECURITY | (7,915.10) |
| 450200 | (7,915.10) |
| CONTRACT SERVICE REVENUE | (7,915.10) |
| 6201 | (4,742.34) |
| SHERIFF HOMICIDE VIOLENT CRIME | (4,742.34) |
| 450200 | (4,742.34) |
| CONTRACT SERVICE REVENUE | (4,742.34) |
| 6202 | (3,391.73) |
| SHERIFF ORGANIZED CRIME | (3,391.73) |
| 420106 | (3,391.73) |
| FEDERAL CONTRACT REIMBURSEMENT | (3,391.73) |
| 6301 | (42,670.64) |
| SHERIFF PATROL EAST | (42,670.64) |
| 450200 | (35,363.14) |
| CONTRACT SERVICE REVENUE | (35,363.14) |
| 450328 | (7,307.50) |
| SALE OF ASSETS | (7,307.50) |
| 6302 | (43,164.69) |
| SHERIFF PATROL WEST | (43,164.69) |
| 430200 | (6,457.33) |
| INQUESTS AND AUTOPSIES | (6,457.33) |
| 450200 | (36,707.36) |
| CONTRACT SERVICE REVENUE | (36,707.36) |
| 6303 | (761,859.79) |
| SHERIFF PATROL SOUTH | (761,859.79) |
| 450200 | (761,859.79) |
| CONTRACT SERVICE REVENUE | (761,859.79) |
| 6401 | (116,858.98) |
| SHERIFF DISPATCH | (116,858.98) |
| 450200 | (116,858.98) |
| CONTRACT SERVICE REVENUE | (116,858.98) |
| 6402 | (5,520.00) |
| SHERIFF CRIME LAB | (5,520.00) |

| | |
|---------------------------------------|--------------|
| 430182 | (5,520.00) |
| FINGERPRINT FEES | (5,520.00) |
| 6405 | (127,757.80) |
| SHERIFF RADIO | (127,757.80) |
| 450210 | (127,757.80) |
| CONTRACT REIMBURSEMENT-ADMINISTRATION | (127,757.80) |
| 6407 | (3,715.00) |
| SHERIFF ACADEMY | (3,715.00) |
| 430172 | (3,715.00) |
| ACADEMY REVENUE | (3,715.00) |
| 6504 | (80.00) |
| SHERIFF ALARMS | (80.00) |
| 410108 | (80.00) |
| ALARM PERMITS | (80.00) |
| 6601 | (14,556.33) |
| SHERIFF JAIL | (14,556.33) |
| 420108 | (14,145.00) |
| FEDERAL INMATE HOUSING | (14,145.00) |
| 430178 | (411.33) |
| COMMUNITY RESTITUTION FEES | (411.33) |
| 7100 | (134,176.86) |
| CONSTABLE PRECINCT 1 | (134,176.86) |
| 430138 | (32,552.09) |
| CONSTABLE FEES | (32,552.09) |
| 430180 | 45.00 |
| VEHICLE TOWING PROGRAM FEES | 45.00 |
| 450200 | (89,553.29) |
| CONTRACT SERVICE REVENUE | (89,553.29) |
| 450300 | (3,500.00) |
| CONTRIBUTIONS | (3,500.00) |
| 420106 | (8,616.48) |
| FEDERAL CONTRACT REIMBURSEMENT | (8,616.48) |
| 7200 | (31,460.50) |
| CONSTABLE PRECINCT 2 | (31,460.50) |
| CONSTABLE FEES | (31,460.50) |
| 7300 | (194,910.29) |
| CONSTABLE PRECINCT 3 | (194,910.29) |
| 430138 | (45,832.05) |
| CONSTABLE FEES | (45,832.05) |
| 450100 | (2,363.66) |
| COMMISSIONS | (2,363.66) |
| 450200 | (141,851.85) |
| CONTRACT SERVICE REVENUE | (141,851.85) |
| 450328 | (4,862.73) |
| SALE OF ASSETS | (4,862.73) |
| 7400 | (40,619.40) |
| CONSTABLE PRECINCT 4 | (40,619.40) |
| 430138 | (33,838.04) |
| CONSTABLE FEES | (33,838.04) |
| 450100 | (730.00) |
| COMMISSIONS | (730.00) |
| 450200 | (4,251.36) |
| CONTRACT SERVICE REVENUE | (4,251.36) |
| 450300 | (1,800.00) |
| CONTRIBUTIONS | (1,800.00) |

| | |
|------------------------------|--------------|
| 7500 | (143,602.32) |
| CONSTABLE PRECINCT 5 | (143,602.32) |
| 430138 | (23,637.05) |
| CONSTABLE FEES | (23,637.05) |
| 450200 | (119,965.27) |
| CONTRACT SERVICE REVENUE | (119,965.27) |
| 8100 | (65,164.56) |
| COURT OPERATIONS | (65,164.56) |
| 450324 | (64,764.56) |
| REIMBURSEMENT POST-JUDGEMENT | (64,764.56) |
| 450322 | (400.00) |
| REIMBURSEMENT PRE-JUDGEMENT | (400.00) |
| 8210 | (42,000.00) |
| COUNTY COURT AT LAW 1 | (42,000.00) |
| 420204 | (42,000.00) |
| STATE ALLOCATIONS | (42,000.00) |
| 8220 | (41,985.00) |
| COUNTY COURT AT LAW 2 | (41,985.00) |
| 420204 | (42,000.00) |
| STATE ALLOCATIONS | (42,000.00) |
| 430168 | - |
| STENOGRAPHER FEES | - |
| 430212 | - |
| JURY FEES | - |
| 450318 | 15.00 |
| RENTS/LEASES | 15.00 |
| 8230 | (42,000.00) |
| COUNTY COURT AT LAW 3 | (42,000.00) |
| 420204 | (42,000.00) |
| STATE ALLOCATIONS | (42,000.00) |
| 8240 | (42,000.00) |
| COUNTY COURT AT LAW 4 | (42,000.00) |
| 420204 | (42,000.00) |
| STATE ALLOCATIONS | (42,000.00) |
| 8250 | (42,000.00) |
| COUNTY COURT AT LAW 5 | (42,000.00) |
| 420204 | (42,000.00) |
| STATE ALLOCATIONS | (42,000.00) |
| 8320 | (15.00) |
| 221ST DISTRICT COURT | (15.00) |
| 450200 | (15.00) |
| CONTRACT SERVICE REVENUE | (15.00) |
| 450320 | - |
| MISCELLANEOUS | - |
| 8340 | (5.97) |
| 359TH DISTRICT COURT | (5.97) |
| 400120 | - |
| PENALTY AND INTEREST | - |
| 450200 | (5.97) |
| CONTRACT SERVICE REVENUE | (5.97) |
| 8350 | (4,000.00) |
| 410th DISTRICT COURT | (4,000.00) |
| 430158 | - |
| JUDICIAL EDUCATION | - |
| 430168 | - |

| | |
|-----------------------------|-------------|
| STENOGRAPHER FEES | - |
| 430226 | - |
| RENTAL/USER FEES | - |
| 450320 | (4,000.00) |
| MISCELLANEOUS | (4,000.00) |
| 8360 | - |
| 418TH DISTRICT COURT | - |
| 400120 | - |
| PENALTY AND INTEREST | - |
| 430102 | - |
| COUNTY/DISTRICT COURT FEES | - |
| 430212 | - |
| JURY FEES | - |
| 430226 | - |
| RENTAL/USER FEES | - |
| 450318 | - |
| RENTS/LEASES | - |
| 8370 | 65.00 |
| 435TH DISTRICT COURT | 65.00 |
| 430158 | 65.00 |
| JUDICIAL EDUCATION | 65.00 |
| 8401 | (71,770.94) |
| DRUG COURT | (71,770.94) |
| 430214 | (71,230.94) |
| PROGRAM FEES | (71,230.94) |
| 430218 | (540.00) |
| MRT BOOK FEE | (540.00) |
| 8402 | (79,114.47) |
| DRUG COURT-DWI COURT | (79,114.47) |
| 430214 | (78,574.47) |
| PROGRAM FEES | (78,574.47) |
| 430218 | (540.00) |
| MRT BOOK FEE | (540.00) |
| 8510 | (26,632.89) |
| JUSTICE OF PEACE PRECINCT 1 | (26,632.89) |
| 430228 | (52,870.30) |
| COLLECTION FEE | (52,870.30) |
| 450200 | - |
| CONTRACT SERVICE REVENUE | - |
| 430550 | 26,237.41 |
| THIRD PARTY COLLECTION FEE | 26,237.41 |
| 8520 | (39,367.56) |
| JUSTICE OF PEACE PRECINCT 2 | (39,367.56) |
| 410110 | - |
| AUTO REGISTRATION | - |
| 430228 | (80,187.42) |
| COLLECTION FEE | (80,187.42) |
| 430550 | 40,819.86 |
| THIRD PARTY COLLECTION FEE | 40,819.86 |
| 8530 | (9,888.64) |
| JUSTICE OF PEACE PRECINCT 3 | (9,888.64) |
| 430134 | (4,401.10) |
| JUSTICE OF THE PEACE FEES | (4,401.10) |
| 450200 | (5,487.54) |
| CONTRACT SERVICE REVENUE | (5,487.54) |

| | |
|-----------------------------|-----------------|
| 8540 | (66,413.27) |
| JUSTICE OF PEACE PRECINCT 4 | (66,413.27) |
| 430228 | (66,413.27) |
| COLLECTION FEE | (66,413.27) |
| 8550 | (39,205.03) |
| JUSTICE OF PEACE PRECINCT 5 | (39,205.03) |
| 430228 | (39,205.03) |
| COLLECTION FEE | (39,205.03) |
| 450200 | - |
| CONTRACT SERVICE REVENUE | - |
| 4401 | (144,986.21) |
| FAIRGROUNDS/EXPO CENTER | (144,986.21) |
| 450318 | (144,986.21) |
| RENTS/LEASES | (144,986.21) |
| 3702 | (6,000.00) |
| TAC RENDITION PENALTY | (6,000.00) |
| 430214 | (6,000.00) |
| PROGRAM FEES | (6,000.00) |
| 200 | (39,471,715.10) |
| ROAD AND BRIDGE | (39,471,715.10) |
| 1200 | (38,108,301.78) |
| ROAD AND BRIDGE | (38,108,301.78) |
| 400100 | (29,897,085.73) |
| CURRENT TAXES | (29,897,085.73) |
| 400110 | (136,333.29) |
| DELINQUENT TAXES | (136,333.29) |
| 400120 | (112,071.34) |
| PENALTY AND INTEREST | (112,071.34) |
| 410110 | (3,181,040.99) |
| AUTO REGISTRATION | (3,181,040.99) |
| 410114 | (150.00) |
| OVERLOAD PERMITS | (150.00) |
| 420304 | (139,843.26) |
| OTHER ALLOCATIONS | (139,843.26) |
| 430112 | (241,497.93) |
| SUBDIVISION FEES | (241,497.93) |
| 430114 | (955,265.68) |
| FLOOD PLAIN FEES | (955,265.68) |
| 440100 | (9,973.59) |
| INTEREST-BANK | (9,973.59) |
| 440120 | (13,331.03) |
| INVESTMENT EARNINGS | (13,331.03) |
| 450328 | (37,681.27) |
| SALE OF ASSETS | (37,681.27) |
| 460100 | (484,027.67) |
| COURT FINES | (484,027.67) |
| 470100 | (2,900,000.00) |
| TRANSFERS IN | (2,900,000.00) |
| 4700 | (2,036.00) |
| PARKS | (2,036.00) |
| 430226 | (2,036.00) |
| RENTAL/USER FEES | (2,036.00) |
| 450200 | - |
| CONTRACT SERVICE REVENUE | - |
| 4800 | (6,240.00) |

| | |
|-------------------------------|--------------|
| COMMUNITY CENTERS | (6,240.00) |
| 420102 | 1,085.00 |
| FEDERAL PROGRAM INCOME | 1,085.00 |
| 430226 | (7,325.00) |
| RENTAL/USER FEES | (7,325.00) |
| 450200 | - |
| CONTRACT SERVICE REVENUE | - |
| RECYCLE CENTERS | (769.97) |
| 430222 | (769.97) |
| RECYCLE FEES | (769.97) |
| 450200 | - |
| CONTRACT SERVICE REVENUE | - |
| 9000 | (550,000.00) |
| RESTRICTED | (550,000.00) |
| 450200 | (550,000.00) |
| CONTRACT SERVICE REVENUE | (550,000.00) |
| 9100 | (6,559.46) |
| COMMISSIONER PRECINCT 1 | (6,559.46) |
| 450200 | - |
| CONTRACT SERVICE REVENUE | - |
| 450318 | (2,185.56) |
| RENTS/LEASES | (2,185.56) |
| 450320 | (4,373.90) |
| MISCELLANEOUS | (4,373.90) |
| 9200 | (151,701.77) |
| COMMISSIONER PRECINCT 2 | (151,701.77) |
| 420304 | (101,741.00) |
| OTHER ALLOCATIONS | (101,741.00) |
| 450200 | (34,439.27) |
| CONTRACT SERVICE REVENUE | (34,439.27) |
| 450328 | (15,521.50) |
| SALE OF ASSETS | (15,521.50) |
| 9300 | (96,100.67) |
| COMMISSIONER PRECINCT 3 | (96,100.67) |
| 450200 | (3,500.00) |
| CONTRACT SERVICE REVENUE | (3,500.00) |
| 450320 | (16,190.00) |
| MISCELLANEOUS | (16,190.00) |
| 450316 | (76,410.67) |
| INSURANCE REIMBURSEMENT | (76,410.67) |
| 9400 | (149,117.02) |
| COMMISSIONER PRECINCT 4 | (149,117.02) |
| 450200 | (105,107.05) |
| CONTRACT SERVICE REVENUE | (105,107.05) |
| 450318 | 999.00 |
| RENTS/LEASES | 999.00 |
| 450320 | (22,849.20) |
| MISCELLANEOUS | (22,849.20) |
| 450328 | (22,159.77) |
| SALE OF ASSETS | (22,159.77) |
| 9408 | (88,441.25) |
| COMMUNITY CENTER - PRECINCT 4 | (88,441.25) |
| 420102 | (52,741.25) |
| FEDERAL PROGRAM INCOME | (52,741.25) |
| 430226 | (35,700.00) |

| | |
|--------------------------------|--------------|
| RENTAL/USER FEES | (35,700.00) |
| 9108 | (70,267.00) |
| COMMUNITY CENTERS - PRECINCT 1 | (70,267.00) |
| FEDERAL PROGRAM INCOME | (17,217.00) |
| 430226 | (52,750.00) |
| RENTAL/USER FEES | (52,750.00) |
| 450320 | (300.00) |
| MISCELLANEOUS | (300.00) |
| 9107 | (38,444.00) |
| PARKS - PRECINCT 1 | (38,444.00) |
| 430226 | (38,444.00) |
| RENTAL/USER FEES | (38,444.00) |
| 450200 | - |
| CONTRACT SERVICE REVENUE | - |
| 9208 | (55,625.00) |
| COMMUNITY CENTERS - PRECINCT 2 | (55,625.00) |
| 420102 | (41,750.00) |
| FEDERAL PROGRAM INCOME | (41,750.00) |
| 430226 | (13,875.00) |
| RENTAL/USER FEES | (13,875.00) |
| 9307 | (1.00) |
| PARKS - PRECINCT 3 | (1.00) |
| 430226 | (1.00) |
| RENTAL/USER FEES | (1.00) |
| 450200 | - |
| CONTRACT SERVICE REVENUE | - |
| 9308 | - |
| COMMUNITY CENTER - PRECINCT 3 | - |
| 450200 | - |
| CONTRACT SERVICE REVENUE | - |
| 9209 | (11,621.18) |
| RECYCLE - PRECINCT 2 | (11,621.18) |
| 430222 | (11,621.18) |
| RECYCLE FEES | (11,621.18) |
| 9309 | (113,039.00) |
| RECYCLE - PRECINCT 3 | (113,039.00) |
| 430222 | (113,039.00) |
| RECYCLE FEES | (113,039.00) |
| 450200 | - |
| CONTRACT SERVICE REVENUE | - |
| 9407 | (23,450.00) |
| PARKS - PRECINCT 4 | (23,450.00) |
| 430226 | (23,450.00) |
| RENTAL/USER FEES | (23,450.00) |
| 201 | (534.85) |
| WORTHLESS CHECK | (534.85) |
| 2800 | (425.71) |
| COUNTY ATTORNEY | (425.71) |
| 430188 | (410.00) |
| WORTHLESS CHECK FEES | (410.00) |
| 440100 | (15.71) |
| INTEREST-BANK | (15.71) |
| 5100 | (109.14) |
| DISTRICT ATTORNEY | (109.14) |
| 430188 | (103.77) |

| | |
|-------------------------------|--------------|
| WORTHLESS CHECK FEES | (103.77) |
| 440100 | (5.37) |
| INTEREST-BANK | (5.37) |
| 202 | (277,463.15) |
| FORFEITURES | (277,463.15) |
| 5100 | (51,774.58) |
| DISTRICT ATTORNEY | (51,774.58) |
| 440100 | (806.19) |
| INTEREST-BANK | (806.19) |
| 460120 | (50,968.39) |
| FORFEITURES | (50,968.39) |
| FIRE MARSHAL - INVESTIGATIONS | (5.50) |
| 440100 | (5.50) |
| INTEREST-BANK | (5.50) |
| 6000 | (119,662.86) |
| SHERIFF | (119,662.86) |
| 440100 | (1,169.17) |
| INTEREST-BANK | (1,169.17) |
| 460120 | (118,493.69) |
| FORFEITURES | (118,493.69) |
| 6200 | (39,806.83) |
| SHERIFF CID | (39,806.83) |
| 440100 | (493.15) |
| INTEREST-BANK | (493.15) |
| 460120 | (39,313.68) |
| FORFEITURES | (39,313.68) |
| 7100 | (5,114.03) |
| CONSTABLE PRECINCT 1 | (5,114.03) |
| 440100 | (41.56) |
| INTEREST-BANK | (41.56) |
| 460120 | (5,072.47) |
| FORFEITURES | (5,072.47) |
| 7200 | (4,879.64) |
| CONSTABLE PRECINCT 2 | (4,879.64) |
| 440100 | (193.59) |
| INTEREST-BANK | (193.59) |
| 460120 | (4,686.05) |
| FORFEITURES | (4,686.05) |
| 7300 | (5,409.55) |
| CONSTABLE PRECINCT 3 | (5,409.55) |
| 440100 | (19.40) |
| INTEREST-BANK | (19.40) |
| 460120 | (5,390.15) |
| FORFEITURES | (5,390.15) |
| 7400 | (42,999.56) |
| CONSTABLE PRECINCT 4 | (42,999.56) |
| 440100 | (77.76) |
| INTEREST-BANK | (77.76) |
| 460120 | (42,921.80) |
| FORFEITURES | (42,921.80) |
| 7500 | (7,810.60) |
| CONSTABLE PRECINCT 5 | (7,810.60) |
| 440100 | (219.13) |
| INTEREST-BANK | (219.13) |
| 460120 | (7,591.47) |

| | |
|--|--------------|
| FORFEITURES | (7,591.47) |
| 203 | (961,144.99) |
| JAIL COMMISSARY | (961,144.99) |
| 6602 | (961,144.99) |
| SHERIFF COMMISSARY | (961,144.99) |
| 430220 | (958,721.41) |
| COMMISSARY SALES | (958,721.41) |
| 440100 | (2,423.58) |
| INTEREST-BANK | (2,423.58) |
| 204 | (170,313.88) |
| LAW LIBRARY | (170,313.88) |
| 1204 | (170,313.88) |
| LAW LIBRARY | (170,313.88) |
| 430110 | (33,227.37) |
| COUNTY CLERK FEES | (33,227.37) |
| 430132 | (131,845.00) |
| DISTRICT CLERK FEES | (131,845.00) |
| 440100 | (617.37) |
| INTEREST-BANK | (617.37) |
| 440120 | (350.63) |
| INVESTMENT EARNINGS | (350.63) |
| 450320 | (4,273.51) |
| MISCELLANEOUS | (4,273.51) |
| 205 | (9,600.00) |
| PRE-TRIAL DIVERSION | (9,600.00) |
| 5100 | (9,600.00) |
| DISTRICT ATTORNEY | (9,600.00) |
| 430146 | (9,600.00) |
| PRETRIAL DIVERSION FEES | (9,600.00) |
| 206 | (480,424.08) |
| COUNTY CLERK RECORDS MGMT & PRESERVATION | (480,424.08) |
| 2300 | (480,424.08) |
| COUNTY CLERK | (480,424.08) |
| 430100 | (478,098.33) |
| COUNTY RECORDS MANAGEMENT FEES | (478,098.33) |
| 440120 | (2,325.75) |
| INVESTMENT EARNINGS | (2,325.75) |
| 207 | (37,919.05) |
| COUNTY RECORDS MANAGEMENT | (37,919.05) |
| 1207 | (31,107.78) |
| COUNTY RECORDS MANAGEMENT | (31,107.78) |
| 430110 | (31,107.78) |
| COUNTY CLERK FEES | (31,107.78) |
| 2300 | (6,811.27) |
| COUNTY CLERK | (6,811.27) |
| 430100 | (6,811.27) |
| COUNTY RECORDS MANAGEMENT FEES | (6,811.27) |
| 208 | (31,264.76) |
| DISTRICT CLERK RECORDS MGMT & PRESERVATION | (31,264.76) |
| 2700 | (31,264.76) |
| DISTRICT CLERK | (31,264.76) |
| 430132 | (31,154.46) |
| DISTRICT CLERK FEES | (31,154.46) |
| 440120 | (110.30) |
| INVESTMENT EARNINGS | (110.30) |

| | |
|---|--------------|
| 209 | (45,357.06) |
| DISTRICT CLERK RECORDS PRESERVATION | (45,357.06) |
| 2700 | (45,357.06) |
| DISTRICT CLERK | (45,357.06) |
| 430132 | (45,290.00) |
| DISTRICT CLERK FEES | (45,290.00) |
| 440120 | (67.06) |
| INVESTMENT EARNINGS | (67.06) |
| 210 | (39,077.43) |
| COUNTY AND DISTRICT COURTS DIGITAL PRESERVATION | (39,077.43) |
| 2900 | (39,077.43) |
| DIGITAL PRESERVATION COUNTY/DISTRICT | (39,077.43) |
| 430132 | (38,940.00) |
| DISTRICT CLERK FEES | (38,940.00) |
| 440120 | (137.43) |
| INVESTMENT EARNINGS | (137.43) |
| 211 | (6,231.11) |
| COUNTY AND DISTRICT COURT TECHNOLOGY | (6,231.11) |
| 1211 | (6,231.11) |
| COUNTY & DISTRICT COURT TECHNOLOGY | (6,231.11) |
| 430110 | (3,746.83) |
| COUNTY CLERK FEES | (3,746.83) |
| 430132 | (2,484.28) |
| DISTRICT CLERK FEES | (2,484.28) |
| 212 | (16,615.65) |
| COURT GUARDIANSHIP | (16,615.65) |
| 8105 | (16,615.65) |
| COURT GUARDIANSHIP | (16,615.65) |
| 430116 | (16,615.65) |
| COURT GUARDIANSHIP FEE | (16,615.65) |
| 213 | (75,256.79) |
| COURT REPORTER SERVICE | (75,256.79) |
| 1213 | (75,256.79) |
| COURT REPORTER SERVICE | (75,256.79) |
| 430168 | (75,256.79) |
| STENOGRAPHER FEES | (75,256.79) |
| 214 | (127,335.93) |
| COURTHOUSE SECURITY - COUNTY/DISTRICT COURT | (127,335.93) |
| COURTHOUSE SECURITY - COUNTY/DISTRICT COURTS | (127,335.93) |
| 430102 | (127,335.93) |
| COUNTY/DISTRICT COURT FEES | (127,335.93) |
| 215 | (73,234.65) |
| COURTHOUSE SECURITY - JP | (73,234.65) |
| 8590 | (73,234.65) |
| JP JUSTICE COURT SECURITY | (73,234.65) |
| 430102 | (57,357.06) |
| COUNTY/DISTRICT COURT FEES | (57,357.06) |
| 430134 | (15,877.59) |
| JUSTICE OF THE PEACE FEES | (15,877.59) |
| 216 | (61,736.35) |
| JUSTICE COURT TECHNOLOGY | (61,736.35) |
| 8591 | (61,736.35) |
| JP JUSTICE COURT TECHNOLOGY | (61,736.35) |
| 430134 | (61,736.35) |
| JUSTICE OF THE PEACE FEES | (61,736.35) |

| | |
|-------------------------------|-----------------|
| 217 | (8,978.17) |
| JUVENILE CASE MANAGER | (8,978.17) |
| 8592 | (8,978.17) |
| JP JUVENILE CASE MANAGER | (8,978.17) |
| 430134 | (8,978.17) |
| JUSTICE OF THE PEACE FEES | (8,978.17) |
| 218 | (11,808.00) |
| CC VITAL RECORDS PRESERVATION | (11,808.00) |
| 2300 | (11,808.00) |
| COUNTY CLERK | (11,808.00) |
| 430110 | (11,808.00) |
| COUNTY CLERK FEES | (11,808.00) |
| 219 | (1,236.74) |
| CONTRACT ELECTION SERVICE | (1,236.74) |
| 2502 | (1,236.74) |
| CONTRACT ELECTION DIRECT PAID | (1,236.74) |
| 440100 | (1,206.35) |
| INTEREST-BANK | (1,206.35) |
| 440120 | (30.39) |
| INVESTMENT EARNINGS | (30.39) |
| 220 | (80,036,452.99) |
| GRANTS | (80,036,452.99) |
| 1200 | (247.79) |
| ROAD AND BRIDGE | (247.79) |
| 440100 | (247.79) |
| INTEREST-BANK | (247.79) |
| 1220 | (1,387.00) |
| GRANTS | (1,387.00) |
| 440100 | (1,387.00) |
| INTEREST-BANK | (1,387.00) |
| 2000 | (67,338,333.92) |
| COUNTY JUDGE | (67,338,333.92) |
| 420100 | (67,276,499.11) |
| FEDERAL GRANT REVENUE | (67,276,499.11) |
| 440100 | (61,834.81) |
| INTEREST-BANK | (61,834.81) |
| 2500 | (272,180.00) |
| ELECTIONS ADMINISTRATOR | (272,180.00) |
| 420300 | (272,180.00) |
| OTHER GRANT REVENUE | (272,180.00) |
| 2800 | (11,791,501.96) |
| COUNTY ATTORNEY | (11,791,501.96) |
| 420200 | (11,791,501.96) |
| STATE GRANT REVENUE | (11,791,501.96) |
| 3200 | (12,551.05) |
| OTHER | (12,551.05) |
| 420200 | (12,551.05) |
| STATE GRANT REVENUE | (12,551.05) |
| 4100 | (302,143.17) |
| ANIMAL SERVICES | (302,143.17) |
| 420300 | (302,140.85) |
| OTHER GRANT REVENUE | (302,140.85) |
| 420306 | (2.32) |
| OTHER CONTRACT REIMBURSEMENT | (2.32) |
| 4300 | (1,695,994.41) |

| | |
|--|----------------|
| MCCD-COUNTY APPROPRIATIONS (CDBG) | (1,695,994.41) |
| 420100 | (1,652,740.69) |
| FEDERAL GRANT REVENUE | (1,652,740.69) |
| 420102 | (43,253.72) |
| FEDERAL PROGRAM INCOME | (43,253.72) |
| 4900 | (10,013.40) |
| RECYCLE CENTERS | (10,013.40) |
| 420200 | (10,013.40) |
| STATE GRANT REVENUE | (10,013.40) |
| 5100 | (126,115.56) |
| DISTRICT ATTORNEY | (126,115.56) |
| 420100 | (106,420.56) |
| FEDERAL GRANT REVENUE | (106,420.56) |
| 420200 | (19,695.00) |
| STATE GRANT REVENUE | (19,695.00) |
| 5200 | 3,439,640.94 |
| OFFICE OF HOMELAND SECURITY & EMERGENCY MANAGEMENT | 3,439,640.94 |
| 420100 | 3,439,640.94 |
| FEDERAL GRANT REVENUE | 3,439,640.94 |
| 5400 | (1,130,237.01) |
| JUVENILE PROBATION-ADMINISTRATIVE | (1,130,237.01) |
| 420200 | (1,130,237.01) |
| STATE GRANT REVENUE | (1,130,237.01) |
| 5401 | (382,439.43) |
| JUVENILE PROBATION-DETENTION | (382,439.43) |
| 420100 | (20,815.60) |
| FEDERAL GRANT REVENUE | (20,815.60) |
| 420200 | (361,573.83) |
| STATE GRANT REVENUE | (361,573.83) |
| 420306 | (50.00) |
| OTHER CONTRACT REIMBURSEMENT | (50.00) |
| 6200 | (162,743.11) |
| SHERIFF CID | (162,743.11) |
| 420100 | (162,743.11) |
| FEDERAL GRANT REVENUE | (162,743.11) |
| 6202 | (27,133.20) |
| SHERIFF ORGANIZED CRIME | (27,133.20) |
| 420100 | (27,133.20) |
| FEDERAL GRANT REVENUE | (27,133.20) |
| 6300 | (26,092.94) |
| SHERIFF PATROL | (26,092.94) |
| 420100 | (26,092.94) |
| FEDERAL GRANT REVENUE | (26,092.94) |
| 6302 | (81,896.07) |
| SHERIFF PATROL WEST | (81,896.07) |
| 420200 | (31,475.96) |
| STATE GRANT REVENUE | (31,475.96) |
| 450300 | (49,484.86) |
| CONTRIBUTIONS | (49,484.86) |
| 420202 | (935.25) |
| STATE PROGRAM INCOME | (935.25) |
| 6500 | (17,541.83) |
| SHERIFF ADMINISTRATIVE | (17,541.83) |
| 420100 | (17,541.83) |
| FEDERAL GRANT REVENUE | (17,541.83) |

| | |
|-----------------------------|-----------------|
| 7100 | (3,492.96) |
| CONSTABLE PRECINCT 1 | (3,492.96) |
| 420100 | (3,492.96) |
| FEDERAL GRANT REVENUE | (3,492.96) |
| 7300 | (3,971.39) |
| CONSTABLE PRECINCT 3 | (3,971.39) |
| 420300 | (3,971.39) |
| OTHER GRANT REVENUE | (3,971.39) |
| 7500 | (32,747.15) |
| CONSTABLE PRECINCT 5 | (32,747.15) |
| 420100 | (5,238.74) |
| FEDERAL GRANT REVENUE | (5,238.74) |
| 420300 | (27,508.41) |
| OTHER GRANT REVENUE | (27,508.41) |
| 8340 | (57,330.58) |
| 359TH DISTRICT COURT | (57,330.58) |
| 420200 | (57,330.58) |
| STATE GRANT REVENUE | (57,330.58) |
| 221 | (222,807.50) |
| HAVA | (222,807.50) |
| ELECTIONS ADMINISTRATOR | (222,807.50) |
| 420100 | (222,807.50) |
| FEDERAL GRANT REVENUE | (222,807.50) |
| 300 | (66,934,608.46) |
| DEBT SERVICE | (66,934,608.46) |
| 1300 | (39,109,937.21) |
| DEBT SERVICE | (39,109,937.21) |
| 400100 | (38,690,152.93) |
| CURRENT TAXES | (38,690,152.93) |
| 400110 | (197,249.98) |
| DELINQUENT TAXES | (197,249.98) |
| 400140 | (61.48) |
| OTHER TAXES | (61.48) |
| 420304 | (200,773.34) |
| OTHER ALLOCATIONS | (200,773.34) |
| 440100 | (20,794.79) |
| INTEREST-BANK | (20,794.79) |
| 440120 | (904.69) |
| INVESTMENT EARNINGS | (904.69) |
| 3290 | (27,824,671.25) |
| DEBT SERVICE | (27,824,671.25) |
| 480100 | (23,235,000.00) |
| BOND PROCEEDS | (23,235,000.00) |
| 480110 | (4,589,671.25) |
| PREMIUM ON BOND ISSUE | (4,589,671.25) |
| 340 | 325,161.66 |
| GASB 34 CONVERSION | 325,161.66 |
| 1340 | 325,161.66 |
| GASB 34 CONVERSION | 325,161.66 |
| 450320 | 120,000.14 |
| MISCELLANEOUS | 120,000.14 |
| 480200 | 205,161.52 |
| GAIN/LOSS ON SALE OF ASSETS | 205,161.52 |
| 400 | (198,893.95) |
| LOCAL CAPITAL PROJECTS | (198,893.95) |

| | |
|-------------------------------------|-----------------|
| 1400 | (198,893.95) |
| LOCAL CAPITAL PROJECTS | (198,893.95) |
| 400140 | (198,893.95) |
| OTHER TAXES | (198,893.95) |
| C/P REVENUE TOLL BONDS 10 | (4,541.17) |
| 1401 | (4,541.17) |
| C/P REVENUE TOLL BONDS 10 | (4,541.17) |
| 440120 | (4,541.17) |
| INVESTMENT EARNINGS | (4,541.17) |
| 402 | (1,011.13) |
| C/P CERTIFICATES OF OBLIGATION 2012 | (1,011.13) |
| 1402 | (1,011.13) |
| C/P CERTIFICATES OF OBLIGATION 2012 | (1,011.13) |
| 440100 | (157.90) |
| INTEREST-BANK | (157.90) |
| 440120 | (853.23) |
| INVESTMENT EARNINGS | (853.23) |
| 403 | (17,451,240.55) |
| C/P PASS THRU TOLL PROJECTS | (17,451,240.55) |
| 1403 | (17,451,240.55) |
| C/P PASS THRU TOLL PROJECTS | (17,451,240.55) |
| 440100 | (3,940.55) |
| INTEREST-BANK | (3,940.55) |
| 450200 | (17,447,300.00) |
| CONTRACT SERVICE REVENUE | (17,447,300.00) |
| 404 | (3,479.17) |
| C/P ROAD BONDS 2016 | (3,479.17) |
| 1404 | (3,479.17) |
| C/P ROAD BONDS 2016 | (3,479.17) |
| 440100 | (33.85) |
| INTEREST-BANK | (33.85) |
| 440120 | (3,445.32) |
| INVESTMENT EARNINGS | (3,445.32) |
| 405 | (9,694.71) |
| C/P ROAD BONDS 2016A | (9,694.71) |
| 1405 | (9,694.71) |
| C/P ROAD BONDS 2016A | (9,694.71) |
| 440100 | (3,368.07) |
| INTEREST-BANK | (3,368.07) |
| 440120 | (6,326.64) |
| INVESTMENT EARNINGS | (6,326.64) |
| 406 | (33,812.94) |
| C/P ROAD BONDS 2018 | (33,812.94) |
| 1406 | (33,812.94) |
| C/P ROAD BONDS 2018 | (33,812.94) |
| 440100 | (33,812.94) |
| INTEREST-BANK | (33,812.94) |
| 407 | (112,874.40) |
| C/P ROAD BONDS 2018B | (112,874.40) |
| 1407 | (112,874.40) |
| C/P ROAD BONDS 2018B | (112,874.40) |
| 440100 | (112,874.40) |
| INTEREST-BANK | (112,874.40) |
| 408 | (7,028.00) |
| C/P SHERIFF'S PROJECTS | (7,028.00) |

| | |
|---|-----------------|
| 1408 | (7,028.00) |
| SHERIFF PROJECTS | (7,028.00) |
| 450320 | (7,028.00) |
| MISCELLANEOUS | (7,028.00) |
| 500 | (18,328,697.11) |
| SELF INSURANCE | (18,328,697.11) |
| 2201 | (18,328,697.11) |
| SELF INSURANCE | (18,328,697.11) |
| 430232 | (13,301,860.56) |
| COUNTY FUNDING | (13,301,860.56) |
| 430240 | (922,964.72) |
| EMPLOYEE/RETIREE FUNDING | (922,964.72) |
| 430242 | (119,290.22) |
| COBRA FUNDING | (119,290.22) |
| 430244 | (56,089.67) |
| THIRD PARTY REIMBURSEMENT | (56,089.67) |
| 430246 | (2,294,343.01) |
| STOP LOSS REIMBURSEMENT | (2,294,343.01) |
| 430248 | (638,566.50) |
| RX REBATES | (638,566.50) |
| 430250 | (131,120.45) |
| MEDICAL CLAIMS REFUNDS | (131,120.45) |
| 430252 | 95.84 |
| COBRA ADMINISTRATION FEE | 95.84 |
| 430254 | (42,224.03) |
| CONTRACT FUNDING | (42,224.03) |
| 430260 | (65,665.28) |
| EMPLOYEE CONTRIBUTION-EMPLOYEE ONLY | (65,665.28) |
| 430262 | (131,345.00) |
| EMPLOYEE CONTRIBUTION-EMPLOYEE AND SPOUSE | (131,345.00) |
| 430264 | (137,480.01) |
| EMPLOYEE CONTRIBUTION-EMPLOYEE AND CHILD | (137,480.01) |
| 430266 | (397,122.55) |
| EMPLOYEE CONTRIBUTION-EMPLOYEE AND FAMILY | (397,122.55) |
| 430268 | (89,046.95) |
| SUPPLEMENTAL LIFE EMPLOYEE PREMIUM | (89,046.95) |
| 430270 | (1,674.00) |
| DEPENDENT LIFE EMPLOYEE PREMIUM | (1,674.00) |
| 501 | (585,930.09) |
| WORKERS' COMPENSATION | (585,930.09) |
| 2203 | (585,930.09) |
| WORKERS COMPENSATION | (585,930.09) |
| 430232 | (500,000.00) |
| COUNTY FUNDING | (500,000.00) |
| 430244 | (61,023.55) |
| THIRD PARTY REIMBURSEMENT | (61,023.55) |
| 430254 | (24,906.54) |
| CONTRACT FUNDING | (24,906.54) |
| 502 | (1,133,548.42) |
| PROPERTY/CASUALTY | (1,133,548.42) |
| 2202 | (1,133,548.42) |
| PROPERTY/CASUALTY | (1,133,548.42) |
| 430232 | (950,000.00) |
| COUNTY FUNDING | (950,000.00) |
| 430244 | (157,815.29) |

| | |
|---------------------------|-----------------|
| THIRD PARTY REIMBURSEMENT | (157,815.29) |
| 430252 | (25,733.13) |
| COBRA ADMINISTRATION FEE | (25,733.13) |
| (blank) | |
| (blank) | |
| (blank) | |
| (blank) | |
| (blank) | |
| 222 | (14,402,572.20) |
| JAIL PASS THRU | (14,402,572.20) |
| 6601 | (14,402,572.20) |
| SHERIFF JAIL | (14,402,572.20) |
| 420108 | (14,402,572.20) |
| FEDERAL INMATE HOUSING | (14,402,572.20) |

MONTGOMERY COUNTY, TEXAS

REPORT OF EXPENDITURES

For Year Ended September 30, 2021

May 4, 2021

| | Sum of NetTransactionAmount |
|---------------------------------|-----------------------------|
| 100 | 99,031,605.38 |
| GENERAL OPERATIONS | 99,031,605.38 |
| 1100 | - |
| GENERAL FUND | - |
| 740560 | - |
| TRANSPORTATION | - |
| 2000 | 203,519.16 |
| COUNTY JUDGE | 203,519.16 |
| 710100 | 54,426.74 |
| SALARY/OFFICIAL-DEPARTMENT HEAD | 54,426.74 |
| 710110 | 78,535.54 |
| SALARY/REGULAR | 78,535.54 |
| 710130 | 421.03 |
| SALARY/OVERTIME | 421.03 |
| 710140 | 679.33 |
| SALARY/CELL PHONE ALLOWANCE | 679.33 |
| 720100 | 8,549.87 |
| SOCIAL SECURITY | 8,549.87 |
| 720110 | 17,525.90 |
| EMPLOYEE INSURANCE | 17,525.90 |
| 720120 | 16,444.42 |
| RETIREMENT | 16,444.42 |
| 720140 | 572.41 |
| STATE UNEMPLOYMENT TAX | 572.41 |
| 730100 | 10,264.67 |
| OFFICE SUPPLIES | 10,264.67 |
| 730370 | 52.00 |
| PERIODICALS | 52.00 |
| 740510 | 475.00 |
| PROFESSIONAL DEVELOPMENT | 475.00 |
| 740530 | 189.95 |
| MOBILE PHONE AND DATA | 189.95 |
| 740540 | 188.50 |
| TRAVEL EXPENSE | 188.50 |
| 740580 | 28.15 |
| PRINTING | 28.15 |
| 740656 | 2,810.95 |
| RENT AND LEASES | 2,810.95 |
| 740660 | 10.95 |
| EQUIPMENT RENTAL | 10.95 |
| 740720 | 12,343.75 |
| INDIGENT INTERMENT | 12,343.75 |
| 2100 | 228,029.19 |
| HUMAN RESOURCES | 228,029.19 |
| 710100 | 49,233.16 |
| SALARY/OFFICIAL-DEPARTMENT HEAD | 49,233.16 |
| 710110 | 98,127.09 |
| SALARY/REGULAR | 98,127.09 |

| | |
|----------------------------------|------------|
| 710140 | 339.66 |
| SALARY/CELL PHONE ALLOWANCE | 339.66 |
| 720100 | 10,653.50 |
| SOCIAL SECURITY | 10,653.50 |
| 720110 | 27,357.90 |
| EMPLOYEE INSURANCE | 27,357.90 |
| 720120 | 18,122.87 |
| RETIREMENT | 18,122.87 |
| 720140 | 1,192.62 |
| STATE UNEMPLOYMENT TAX | 1,192.62 |
| 730100 | 3,110.91 |
| OFFICE SUPPLIES | 3,110.91 |
| 740120 | 854.10 |
| MEDICAL SERVICES | 854.10 |
| 740512 | 6,720.00 |
| PROFESSIONAL SERVICES | 6,720.00 |
| 740516 | 7,537.01 |
| PROFESSIONAL SERVICES-URINALYSIS | 7,537.01 |
| 740580 | 100.16 |
| PRINTING | 100.16 |
| 740640 | - |
| CONTRACT SERVICES | - |
| 740660 | 3,665.64 |
| EQUIPMENT RENTAL | 3,665.64 |
| 740680 | 930.00 |
| MEMBERSHIP/ASSOCIATION DUES | 930.00 |
| 790100 | (25.82) |
| REIMBURSEMENTS CLEARING | (25.82) |
| 730101 | 110.39 |
| FOOD SUPPLIES | 110.39 |
| 2101 | 250.00 |
| CIVIL SERVICE | 250.00 |
| 740512 | 250.00 |
| PROFESSIONAL SERVICES | 250.00 |
| 2200 | 344,371.75 |
| RISK MANAGEMENT | 344,371.75 |
| 710100 | 45,868.49 |
| SALARY/OFFICIAL-DEPARTMENT HEAD | 45,868.49 |
| 710110 | 166,770.38 |
| SALARY/REGULAR | 166,770.38 |
| 710140 | 346.47 |
| SALARY/CELL PHONE ALLOWANCE | 346.47 |
| 720100 | 15,878.29 |
| SOCIAL SECURITY | 15,878.29 |
| 720110 | 41,032.98 |
| EMPLOYEE INSURANCE | 41,032.98 |
| 720120 | 26,133.24 |
| RETIREMENT | 26,133.24 |
| 720140 | 1,841.38 |
| STATE UNEMPLOYMENT TAX | 1,841.38 |
| 730100 | 2,544.61 |
| OFFICE SUPPLIES | 2,544.61 |
| 730160 | 5.13 |
| CLOTHING | 5.13 |
| 730240 | 149.95 |

| | |
|---------------------------------|------------|
| FUEL | 149.95 |
| 730250 | 100.00 |
| SHOP SUPPLIES | 100.00 |
| 730370 | 536.99 |
| PERIODICALS | 536.99 |
| 730390 | 14,981.09 |
| MEDICAL SUPPLIES | 14,981.09 |
| 740120 | - |
| MEDICAL SERVICES | - |
| 740140 | 33.93 |
| VEHICLE MAINTENANCE | 33.93 |
| 740510 | 349.89 |
| PROFESSIONAL DEVELOPMENT | 349.89 |
| 740512 | 9,808.75 |
| PROFESSIONAL SERVICES | 9,808.75 |
| 740530 | 1,007.43 |
| MOBILE PHONE AND DATA | 1,007.43 |
| 740550 | 14,159.75 |
| SAFETY PROGRAM | 14,159.75 |
| 740640 | - |
| CONTRACT SERVICES | - |
| 740660 | 1,647.79 |
| EQUIPMENT RENTAL | 1,647.79 |
| 740680 | 1,085.00 |
| MEMBERSHIP/ASSOCIATION DUES | 1,085.00 |
| 740952 | - |
| BONDS-SURETY | - |
| 730101 | 90.21 |
| FOOD SUPPLIES | 90.21 |
| 2300 | 898,081.92 |
| COUNTY CLERK | 898,081.92 |
| 710100 | 46,864.98 |
| SALARY/OFFICIAL-DEPARTMENT HEAD | 46,864.98 |
| 710110 | 546,373.46 |
| SALARY/REGULAR | 546,373.46 |
| 720100 | 43,746.58 |
| SOCIAL SECURITY | 43,746.58 |
| 720110 | 153,017.63 |
| EMPLOYEE INSURANCE | 153,017.63 |
| 720120 | 72,790.90 |
| RETIREMENT | 72,790.90 |
| 720140 | 6,700.17 |
| STATE UNEMPLOYMENT TAX | 6,700.17 |
| 730100 | 7,373.97 |
| OFFICE SUPPLIES | 7,373.97 |
| 730170 | 5,380.20 |
| BIRTH CERTIFICATES | 5,380.20 |
| 730210 | 3,469.99 |
| DATA PROCESSING SUPPLIES | 3,469.99 |
| 730250 | 79.44 |
| SHOP SUPPLIES | 79.44 |
| 740510 | 250.00 |
| PROFESSIONAL DEVELOPMENT | 250.00 |
| 740512 | 800.00 |
| PROFESSIONAL SERVICES | 800.00 |

| | |
|---------------------------------|------------|
| 740660 | 10,677.60 |
| EQUIPMENT RENTAL | 10,677.60 |
| 740680 | 175.00 |
| MEMBERSHIP/ASSOCIATION DUES | 175.00 |
| 740690 | 607.00 |
| COURT COST | 607.00 |
| 790100 | (225.00) |
| REIMBURSEMENTS CLEARING | (225.00) |
| 2302 | 164,362.99 |
| COURT COLLECTIONS | 164,362.99 |
| 710110 | 95,959.68 |
| SALARY/REGULAR | 95,959.68 |
| 720100 | 6,988.46 |
| SOCIAL SECURITY | 6,988.46 |
| 720110 | 25,351.30 |
| EMPLOYEE INSURANCE | 25,351.30 |
| 720120 | 11,774.29 |
| RETIREMENT | 11,774.29 |
| 720140 | 1,170.34 |
| STATE UNEMPLOYMENT TAX | 1,170.34 |
| 730100 | 133.55 |
| OFFICE SUPPLIES | 133.55 |
| 730110 | 7,830.06 |
| POSTAGE | 7,830.06 |
| 740512 | 1,336.94 |
| PROFESSIONAL SERVICES | 1,336.94 |
| 740640 | 10,890.21 |
| CONTRACT SERVICES | 10,890.21 |
| 740660 | 2,828.16 |
| EQUIPMENT RENTAL | 2,828.16 |
| 740680 | 100.00 |
| MEMBERSHIP/ASSOCIATION DUES | 100.00 |
| 2400 | 116,963.87 |
| VETERANS SERVICE | 116,963.87 |
| 710100 | 30,539.03 |
| SALARY/OFFICIAL-DEPARTMENT HEAD | 30,539.03 |
| 710110 | 48,262.37 |
| SALARY/REGULAR | 48,262.37 |
| 720100 | 5,750.31 |
| SOCIAL SECURITY | 5,750.31 |
| 720110 | 18,238.60 |
| EMPLOYEE INSURANCE | 18,238.60 |
| 720120 | 9,669.02 |
| RETIREMENT | 9,669.02 |
| 720140 | 798.75 |
| STATE UNEMPLOYMENT TAX | 798.75 |
| 730100 | 1,137.80 |
| OFFICE SUPPLIES | 1,137.80 |
| 740660 | 2,357.99 |
| EQUIPMENT RENTAL | 2,357.99 |
| 740680 | 210.00 |
| MEMBERSHIP/ASSOCIATION DUES | 210.00 |
| 2500 | 895,926.98 |
| ELECTIONS ADMINISTRATOR | 895,926.98 |
| 710100 | 31,858.36 |

| | |
|----------------------------------|------------|
| SALARY/OFFICIAL-DEPARTMENT HEAD | 31,858.36 |
| 710110 | 458,954.84 |
| SALARY/REGULAR | 458,954.84 |
| 710130 | 97,110.00 |
| SALARY/OVERTIME | 97,110.00 |
| 720100 | 44,461.42 |
| SOCIAL SECURITY | 44,461.42 |
| 720110 | 56,901.74 |
| EMPLOYEE INSURANCE | 56,901.74 |
| 720120 | 22,298.66 |
| RETIREMENT | 22,298.66 |
| 720140 | 11,216.18 |
| STATE UNEMPLOYMENT TAX | 11,216.18 |
| 730100 | 13,592.33 |
| OFFICE SUPPLIES | 13,592.33 |
| 730140 | 1,218.60 |
| JANITOR SUPPLIES | 1,218.60 |
| 730210 | 7,104.40 |
| DATA PROCESSING SUPPLIES | 7,104.40 |
| 730240 | 203.55 |
| FUEL | 203.55 |
| 730250 | 1,039.52 |
| SHOP SUPPLIES | 1,039.52 |
| 730320 | 74.28 |
| IT HARDWARE | 74.28 |
| 730330 | 2,049.53 |
| IT SOFTWARE | 2,049.53 |
| 730370 | 52.00 |
| PERIODICALS | 52.00 |
| 740140 | 586.97 |
| VEHICLE MAINTENANCE | 586.97 |
| 740420 | 74.98 |
| COURIER SERVICE | 74.98 |
| 740512 | 108,506.10 |
| PROFESSIONAL SERVICES | 108,506.10 |
| 740530 | 5,760.81 |
| MOBILE PHONE AND DATA | 5,760.81 |
| 740540 | 3,533.42 |
| TRAVEL EXPENSE | 3,533.42 |
| 740580 | 25,050.75 |
| PRINTING | 25,050.75 |
| 740628 | 1,152.00 |
| TELEPHONE-FIBER OPTIC-RESTRICTED | 1,152.00 |
| 740640 | 785.96 |
| CONTRACT SERVICES | 785.96 |
| 740654 | 1,430.00 |
| COMMUNITY BUILDING/VOTING BOX | 1,430.00 |
| 740656 | 419.88 |
| RENT AND LEASES | 419.88 |
| 740660 | 370.53 |
| EQUIPMENT RENTAL | 370.53 |
| 740970 | 98.26 |
| FREIGHT AND HANDLING | 98.26 |
| 730101 | 21.91 |
| FOOD SUPPLIES | 21.91 |

| | |
|--|--------------|
| 2501 | 51,960.47 |
| VOTER REGISTRATION | 51,960.47 |
| 710110 | 18,066.97 |
| SALARY/REGULAR | 18,066.97 |
| 710130 | 5,277.63 |
| SALARY/OVERTIME | 5,277.63 |
| 720100 | 1,785.86 |
| SOCIAL SECURITY | 1,785.86 |
| 720140 | 544.54 |
| STATE UNEMPLOYMENT TAX | 544.54 |
| 730100 | 1,536.00 |
| OFFICE SUPPLIES | 1,536.00 |
| 730320 | 23,082.60 |
| IT HARDWARE | 23,082.60 |
| 730330 | 1,416.87 |
| IT SOFTWARE | 1,416.87 |
| 740512 | 250.00 |
| PROFESSIONAL SERVICES | 250.00 |
| 2600 | 4,969,364.68 |
| INFORMATION TECHNOLOGY | 4,969,364.68 |
| 710100 | 46,152.89 |
| SALARY/OFFICIAL-DEPARTMENT HEAD | 46,152.89 |
| 710110 | 911,632.71 |
| SALARY/REGULAR | 911,632.71 |
| 710130 | 3,314.76 |
| SALARY/OVERTIME | 3,314.76 |
| 710140 | 2,115.70 |
| SALARY/CELL PHONE ALLOWANCE | 2,115.70 |
| 720100 | 71,833.44 |
| SOCIAL SECURITY | 71,833.44 |
| 720110 | 159,061.12 |
| EMPLOYEE INSURANCE | 159,061.12 |
| 720120 | 118,186.46 |
| RETIREMENT | 118,186.46 |
| 720140 | 7,899.88 |
| STATE UNEMPLOYMENT TAX | 7,899.88 |
| 730100 | 11,204.97 |
| OFFICE SUPPLIES | 11,204.97 |
| 730110 | 20,533.51 |
| POSTAGE | 20,533.51 |
| 730210 | 34,320.40 |
| DATA PROCESSING SUPPLIES | 34,320.40 |
| 730240 | 865.64 |
| FUEL | 865.64 |
| 730320 | 201,209.72 |
| IT HARDWARE | 201,209.72 |
| 730330 | 264,457.24 |
| IT SOFTWARE | 264,457.24 |
| 730332 | 21,960.50 |
| TELEPHONE-REPAIRS/REPLACEMENT-RESTRICTED | 21,960.50 |
| 730380 | 81.14 |
| AUDIO/VISUAL SUPPLIES | 81.14 |
| 740110 | 2,149,471.70 |
| IT SOFTWARE MAINTENANCE | 2,149,471.70 |
| 740140 | 2,500.22 |

| | |
|----------------------------------|--------------|
| VEHICLE MAINTENANCE | 2,500.22 |
| 740420 | 4,835.74 |
| COURIER SERVICE | 4,835.74 |
| 740512 | 114,861.75 |
| PROFESSIONAL SERVICES | 114,861.75 |
| 740530 | 19,029.03 |
| MOBILE PHONE AND DATA | 19,029.03 |
| 740620 | 591.94 |
| ELECTRICITY | 591.94 |
| 740628 | 93,948.60 |
| TELEPHONE-FIBER OPTIC-RESTRICTED | 93,948.60 |
| 740640 | 118,750.01 |
| CONTRACT SERVICES | 118,750.01 |
| 740660 | 837.45 |
| EQUIPMENT RENTAL | 837.45 |
| 750800 | 149,705.18 |
| MAJOR PROJECTS | 149,705.18 |
| 790100 | (8,712.20) |
| REIMBURSEMENTS CLEARING | (8,712.20) |
| 740627 | 440,671.18 |
| TELEPHONE-RESTRICTED | 440,671.18 |
| 740100 | 8,044.00 |
| IT HARDWARE MAINTENANCE | 8,044.00 |
| 2700 | 1,314,059.18 |
| DISTRICT CLERK | 1,314,059.18 |
| 710100 | 46,864.98 |
| SALARY/OFFICIAL-DEPARTMENT HEAD | 46,864.98 |
| 710110 | 803,474.56 |
| SALARY/REGULAR | 803,474.56 |
| 720100 | 62,517.17 |
| SOCIAL SECURITY | 62,517.17 |
| 720110 | 255,300.80 |
| EMPLOYEE INSURANCE | 255,300.80 |
| 720120 | 104,336.88 |
| RETIREMENT | 104,336.88 |
| 720140 | 10,652.24 |
| STATE UNEMPLOYMENT TAX | 10,652.24 |
| 730100 | 11,255.19 |
| OFFICE SUPPLIES | 11,255.19 |
| 730110 | 490.00 |
| POSTAGE | 490.00 |
| 740510 | 1,150.00 |
| PROFESSIONAL DEVELOPMENT | 1,150.00 |
| 740660 | 18,260.16 |
| EQUIPMENT RENTAL | 18,260.16 |
| 740680 | 175.00 |
| MEMBERSHIP/ASSOCIATION DUES | 175.00 |
| 790100 | (417.80) |
| REIMBURSEMENTS CLEARING | (417.80) |
| 2800 | 1,238,782.51 |
| COUNTY ATTORNEY | 1,238,782.51 |
| 710100 | 64,769.47 |
| SALARY/OFFICIAL-DEPARTMENT HEAD | 64,769.47 |
| 710110 | 783,077.53 |
| SALARY/REGULAR | 783,077.53 |

| | |
|-----------------------------------|-------------|
| 710130 | (3,134.36) |
| SALARY/OVERTIME | (3,134.36) |
| 710140 | 599.68 |
| SALARY/CELL PHONE ALLOWANCE | 599.68 |
| 710150 | (27,250.00) |
| SALARY/SPECIAL PAY | (27,250.00) |
| 720100 | 62,638.88 |
| SOCIAL SECURITY | 62,638.88 |
| 720110 | 134,523.64 |
| EMPLOYEE INSURANCE | 134,523.64 |
| 720120 | 108,090.82 |
| RETIREMENT | 108,090.82 |
| 720140 | 6,443.45 |
| STATE UNEMPLOYMENT TAX | 6,443.45 |
| 730100 | 7,750.01 |
| OFFICE SUPPLIES | 7,750.01 |
| 730120 | 19,575.02 |
| BOOK SUPPLEMENTS | 19,575.02 |
| 730370 | 116.92 |
| PERIODICALS | 116.92 |
| 740220 | 60,487.75 |
| LEGAL/LITIGATION COSTS | 60,487.75 |
| 740504 | 3,826.00 |
| ONLINE SERVICES | 3,826.00 |
| 740510 | 3,831.63 |
| PROFESSIONAL DEVELOPMENT | 3,831.63 |
| 740540 | 983.52 |
| TRAVEL EXPENSE | 983.52 |
| 740580 | 185.00 |
| PRINTING | 185.00 |
| 740640 | 538.79 |
| CONTRACT SERVICES | 538.79 |
| 740660 | 7,675.79 |
| EQUIPMENT RENTAL | 7,675.79 |
| 740680 | 3,648.00 |
| MEMBERSHIP/ASSOCIATION DUES | 3,648.00 |
| 740970 | 453.31 |
| FREIGHT AND HANDLING | 453.31 |
| 790100 | (48.34) |
| REIMBURSEMENTS CLEARING | (48.34) |
| 2801 | 41,818.89 |
| COUNTY ATTORNEY STATE FUNDS | 41,818.89 |
| 710150 | 36,250.00 |
| SALARY/SPECIAL PAY | 36,250.00 |
| 730100 | 364.94 |
| OFFICE SUPPLIES | 364.94 |
| 730270 | 121.95 |
| LAW ENFORCEMENT SPECIFIC SUPPLIES | 121.95 |
| 740220 | (1,273.40) |
| LEGAL/LITIGATION COSTS | (1,273.40) |
| 740230 | 557.00 |
| LITIGATION EXPENSES | 557.00 |
| 740510 | 225.00 |
| PROFESSIONAL DEVELOPMENT | 225.00 |
| 740512 | 3,400.00 |

| | |
|---|--------------|
| PROFESSIONAL SERVICES | 3,400.00 |
| 740680 | 900.00 |
| MEMBERSHIP/ASSOCIATION DUES | 900.00 |
| 740450 | 1,273.40 |
| SERVICE/CITATIONS | 1,273.40 |
| 3000 | 1,189,293.76 |
| BUILDING CUSTODIAL SERVICES | 1,189,293.76 |
| 710100 | 39,877.44 |
| SALARY/OFFICIAL-DEPARTMENT HEAD | 39,877.44 |
| 710110 | 644,737.57 |
| SALARY/REGULAR | 644,737.57 |
| 710130 | 22,497.87 |
| SALARY/OVERTIME | 22,497.87 |
| 720100 | 52,710.37 |
| SOCIAL SECURITY | 52,710.37 |
| 720110 | 166,143.68 |
| EMPLOYEE INSURANCE | 166,143.68 |
| 720120 | 86,762.82 |
| RETIREMENT | 86,762.82 |
| 720140 | 10,132.14 |
| STATE UNEMPLOYMENT TAX | 10,132.14 |
| 730100 | 1,375.57 |
| OFFICE SUPPLIES | 1,375.57 |
| 730140 | 113,928.43 |
| JANITOR SUPPLIES | 113,928.43 |
| 730220 | 6,689.33 |
| REPLACEMENTS | 6,689.33 |
| 730240 | 5,681.99 |
| FUEL | 5,681.99 |
| 730250 | 517.33 |
| SHOP SUPPLIES | 517.33 |
| 730260 | 2,047.10 |
| VEHICLE SUPPLIES | 2,047.10 |
| 730310 | 4,444.55 |
| UNIFORMS | 4,444.55 |
| 730390 | 47.40 |
| MEDICAL SUPPLIES | 47.40 |
| 740140 | 2,777.77 |
| VEHICLE MAINTENANCE | 2,777.77 |
| 740512 | 8,645.89 |
| PROFESSIONAL SERVICES | 8,645.89 |
| 740530 | 3,478.49 |
| MOBILE PHONE AND DATA | 3,478.49 |
| 740660 | 2,271.78 |
| EQUIPMENT RENTAL | 2,271.78 |
| 750400 | 14,526.24 |
| CAPITAL OUTLAY-FURNITURE FIXTURES AND EQUIPMENT | 14,526.24 |
| 3100 | 4,040,569.01 |
| BUILDING MAINTENANCE/CONSTRUCTION | 4,040,569.01 |
| 710100 | 44,166.63 |
| SALARY/OFFICIAL-DEPARTMENT HEAD | 44,166.63 |
| 710110 | 817,567.65 |
| SALARY/REGULAR | 817,567.65 |
| 710120 | - |
| SALARY/OTHER | - |

| | |
|--------------------------|--------------|
| 710130 | 44,449.16 |
| SALARY/OVERTIME | 44,449.16 |
| 720100 | 68,522.99 |
| SOCIAL SECURITY | 68,522.99 |
| 720110 | 203,623.32 |
| EMPLOYEE INSURANCE | 203,623.32 |
| 720120 | 113,364.72 |
| RETIREMENT | 113,364.72 |
| 720140 | 9,150.11 |
| STATE UNEMPLOYMENT TAX | 9,150.11 |
| 730100 | 1,327.31 |
| OFFICE SUPPLIES | 1,327.31 |
| 730140 | 29.50 |
| JANITOR SUPPLIES | 29.50 |
| 730220 | 337,843.51 |
| REPLACEMENTS | 337,843.51 |
| 730240 | 48,228.43 |
| FUEL | 48,228.43 |
| 730250 | 25,558.57 |
| SHOP SUPPLIES | 25,558.57 |
| 730310 | 1,648.88 |
| UNIFORMS | 1,648.88 |
| 740140 | 20,997.58 |
| VEHICLE MAINTENANCE | 20,997.58 |
| 740150 | 20,002.86 |
| LANDSCAPE MAINTENANCE | 20,002.86 |
| 740510 | 322.95 |
| PROFESSIONAL DEVELOPMENT | 322.95 |
| 740512 | 97,642.97 |
| PROFESSIONAL SERVICES | 97,642.97 |
| 740530 | 6,765.21 |
| MOBILE PHONE AND DATA | 6,765.21 |
| 740620 | 1,404,553.86 |
| ELECTRICITY | 1,404,553.86 |
| 740622 | 64,510.22 |
| GAS | 64,510.22 |
| 740624 | 355,448.17 |
| WATER AND SEWER | 355,448.17 |
| 740640 | 103,359.48 |
| CONTRACT SERVICES | 103,359.48 |
| 740660 | 7,132.80 |
| EQUIPMENT RENTAL | 7,132.80 |
| 740750 | 32,346.78 |
| REMODEL | 32,346.78 |
| 750600 | 175,425.00 |
| CAPITAL OUTLAY-VEHICLES | 175,425.00 |
| 750800 | 48,846.94 |
| MAJOR PROJECTS | 48,846.94 |
| 790100 | (12,266.59) |
| REIMBURSEMENTS CLEARING | (12,266.59) |
| 3200 | 527,706.50 |
| OTHER | 527,706.50 |
| 740500 | - |
| ECONOMIC DEVELOPMENT | - |
| 740512 | 52,881.25 |

| | |
|------------------------------|--------------|
| PROFESSIONAL SERVICES | 52,881.25 |
| 740640 | 474,218.25 |
| CONTRACT SERVICES | 474,218.25 |
| 740690 | 607.00 |
| COURT COST | 607.00 |
| 3210 | 9,842,356.95 |
| NON-DEPARTMENTAL | 9,842,356.95 |
| 720110 | 3,956,000.00 |
| EMPLOYEE INSURANCE | 3,956,000.00 |
| 720130 | 950,000.00 |
| WORKERS COMPENSATION | 950,000.00 |
| 720140 | - |
| STATE UNEMPLOYMENT TAX | - |
| 730100 | 591.43 |
| OFFICE SUPPLIES | 591.43 |
| 730110 | 291,961.75 |
| POSTAGE | 291,961.75 |
| 730370 | 81.00 |
| PERIODICALS | 81.00 |
| 740220 | - |
| LEGAL/LITIGATION COSTS | - |
| 740310 | - |
| APPOINTED ATTORNEY-CIVIL | - |
| 740400 | 75,000.00 |
| AUDIT | 75,000.00 |
| 740500 | 1,931,341.99 |
| ECONOMIC DEVELOPMENT | 1,931,341.99 |
| 740502 | 1,045,665.90 |
| CENTRAL APPRAISAL DISTRICT | 1,045,665.90 |
| 740512 | 171,131.05 |
| PROFESSIONAL SERVICES | 171,131.05 |
| 740570 | 8,312.16 |
| ADVERTISING | 8,312.16 |
| 740580 | 21,422.00 |
| PRINTING | 21,422.00 |
| 740640 | 847,519.75 |
| CONTRACT SERVICES | 847,519.75 |
| 740642 | 15,000.00 |
| SOIL CONSERVATION | 15,000.00 |
| 740660 | 405.48 |
| EQUIPMENT RENTAL | 405.48 |
| 740680 | 25,114.84 |
| MEMBERSHIP/ASSOCIATION DUES | 25,114.84 |
| 740690 | 1,754.00 |
| COURT COST | 1,754.00 |
| 740700 | 500,000.00 |
| INSURANCE/BOND PREMIUMS | 500,000.00 |
| 740970 | 21.02 |
| FREIGHT AND HANDLING | 21.02 |
| 740627 | 1,045.11 |
| TELEPHONE-RESTRICTED | 1,045.11 |
| 730410 | (10.53) |
| INVOICE TOLERANCE* | (10.53) |
| 3220 | 75,590.31 |
| ALTERNATE DISPUTE RESOLUTION | 75,590.31 |

| | |
|---------------------------------|------------|
| 740512 | 75,590.31 |
| PROFESSIONAL SERVICES | 75,590.31 |
| 3230 | 44,489.06 |
| DEPARTMENT OF PUBLIC SAFETY | 44,489.06 |
| 710110 | 28,851.20 |
| SALARY/REGULAR | 28,851.20 |
| 720100 | 2,161.58 |
| SOCIAL SECURITY | 2,161.58 |
| 720110 | 9,116.72 |
| EMPLOYEE INSURANCE | 9,116.72 |
| 720120 | 3,539.98 |
| RETIREMENT | 3,539.98 |
| 720140 | 370.36 |
| STATE UNEMPLOYMENT TAX | 370.36 |
| 730100 | 449.22 |
| OFFICE SUPPLIES | 449.22 |
| 3240 | 7,311.88 |
| HISTORICAL COMMISSION | 7,311.88 |
| 740512 | 7,311.88 |
| PROFESSIONAL SERVICES | 7,311.88 |
| 3250 | 26,052.88 |
| CHILD WELFARE | 26,052.88 |
| 710120 | 900.00 |
| SALARY/OTHER | 900.00 |
| 730160 | 8,169.90 |
| CLOTHING | 8,169.90 |
| 730170 | 16.00 |
| BIRTH CERTIFICATES | 16.00 |
| 740120 | 1,846.53 |
| MEDICAL SERVICES | 1,846.53 |
| 740512 | 148.62 |
| PROFESSIONAL SERVICES | 148.62 |
| 740530 | 107.53 |
| MOBILE PHONE AND DATA | 107.53 |
| 740560 | 1,690.94 |
| TRANSPORTATION | 1,690.94 |
| 740770 | 12,630.00 |
| ALLOWANCE | 12,630.00 |
| 740627 | 543.36 |
| TELEPHONE-RESTRICTED | 543.36 |
| 3300 | 419,020.76 |
| PURCHASING AGENT | 419,020.76 |
| 710100 | 44,687.46 |
| SALARY/OFFICIAL-DEPARTMENT HEAD | 44,687.46 |
| 710110 | 246,944.35 |
| SALARY/REGULAR | 246,944.35 |
| 720100 | 21,385.07 |
| SOCIAL SECURITY | 21,385.07 |
| 720110 | 54,715.80 |
| EMPLOYEE INSURANCE | 54,715.80 |
| 720120 | 35,783.12 |
| RETIREMENT | 35,783.12 |
| 720140 | 2,477.11 |
| STATE UNEMPLOYMENT TAX | 2,477.11 |
| 730100 | 5,366.97 |

| | |
|---------------------------------|------------|
| OFFICE SUPPLIES | 5,366.97 |
| 740110 | 3,960.00 |
| IT SOFTWARE MAINTENANCE | 3,960.00 |
| 740510 | 2,711.00 |
| PROFESSIONAL DEVELOPMENT | 2,711.00 |
| 740530 | 455.88 |
| MOBILE PHONE AND DATA | 455.88 |
| 740680 | 534.00 |
| MEMBERSHIP/ASSOCIATION DUES | 534.00 |
| 790100 | - |
| REIMBURSEMENTS CLEARING | - |
| 3400 | 795,671.89 |
| COUNTY AUDITOR | 795,671.89 |
| 710100 | 49,461.40 |
| SALARY/OFFICIAL-DEPARTMENT HEAD | 49,461.40 |
| 710110 | 504,666.35 |
| SALARY/REGULAR | 504,666.35 |
| 710130 | 3,222.28 |
| SALARY/OVERTIME | 3,222.28 |
| 720100 | 41,147.62 |
| SOCIAL SECURITY | 41,147.62 |
| 720110 | 106,090.92 |
| EMPLOYEE INSURANCE | 106,090.92 |
| 720120 | 68,386.99 |
| RETIREMENT | 68,386.99 |
| 720140 | 5,105.83 |
| STATE UNEMPLOYMENT TAX | 5,105.83 |
| 730100 | 5,362.83 |
| OFFICE SUPPLIES | 5,362.83 |
| 730240 | 103.03 |
| FUEL | 103.03 |
| 730330 | 3,000.00 |
| IT SOFTWARE | 3,000.00 |
| 740510 | 465.00 |
| PROFESSIONAL DEVELOPMENT | 465.00 |
| 740512 | 39.99 |
| PROFESSIONAL SERVICES | 39.99 |
| 740530 | 722.04 |
| MOBILE PHONE AND DATA | 722.04 |
| 740640 | - |
| CONTRACT SERVICES | - |
| 740660 | 8,367.13 |
| EQUIPMENT RENTAL | 8,367.13 |
| 740680 | 614.00 |
| MEMBERSHIP/ASSOCIATION DUES | 614.00 |
| 740970 | 16.48 |
| FREIGHT AND HANDLING | 16.48 |
| 790100 | (1,100.00) |
| REIMBURSEMENTS CLEARING | (1,100.00) |
| 3500 | 117,054.95 |
| BUDGET OFFICE | 117,054.95 |
| 710100 | 44,230.75 |
| SALARY/OFFICIAL-DEPARTMENT HEAD | 44,230.75 |
| 710110 | 39,541.56 |
| SALARY/REGULAR | 39,541.56 |

| | |
|---------------------------------|--------------|
| 710140 | 339.66 |
| SALARY/CELL PHONE ALLOWANCE | 339.66 |
| 720100 | 6,305.13 |
| SOCIAL SECURITY | 6,305.13 |
| 720110 | 13,678.95 |
| EMPLOYEE INSURANCE | 13,678.95 |
| 720120 | 10,320.55 |
| RETIREMENT | 10,320.55 |
| 720140 | 609.60 |
| STATE UNEMPLOYMENT TAX | 609.60 |
| 730100 | 98.49 |
| OFFICE SUPPLIES | 98.49 |
| 740530 | 152.16 |
| MOBILE PHONE AND DATA | 152.16 |
| 740640 | 224.66 |
| CONTRACT SERVICES | 224.66 |
| 740660 | 1,433.44 |
| EQUIPMENT RENTAL | 1,433.44 |
| 740680 | 120.00 |
| MEMBERSHIP/ASSOCIATION DUES | 120.00 |
| 3600 | 263,999.81 |
| COUNTY TREASURER | 263,999.81 |
| 710100 | 50,427.22 |
| SALARY/OFFICIAL-DEPARTMENT HEAD | 50,427.22 |
| 710110 | 127,485.95 |
| SALARY/REGULAR | 127,485.95 |
| 710130 | 3,356.57 |
| SALARY/OVERTIME | 3,356.57 |
| 720100 | 12,861.24 |
| SOCIAL SECURITY | 12,861.24 |
| 720110 | 36,736.91 |
| EMPLOYEE INSURANCE | 36,736.91 |
| 720120 | 22,241.76 |
| RETIREMENT | 22,241.76 |
| 720140 | 1,390.67 |
| STATE UNEMPLOYMENT TAX | 1,390.67 |
| 730100 | 4,000.69 |
| OFFICE SUPPLIES | 4,000.69 |
| 740510 | 1,674.00 |
| PROFESSIONAL DEVELOPMENT | 1,674.00 |
| 740540 | 373.38 |
| TRAVEL EXPENSE | 373.38 |
| 740580 | 105.46 |
| PRINTING | 105.46 |
| 740660 | 2,787.96 |
| EQUIPMENT RENTAL | 2,787.96 |
| 740680 | 558.00 |
| MEMBERSHIP/ASSOCIATION DUES | 558.00 |
| 3700 | 1,650,890.15 |
| TAX ASSESSOR/COLLECTOR | 1,650,890.15 |
| 710100 | 54,576.42 |
| SALARY/OFFICIAL-DEPARTMENT HEAD | 54,576.42 |
| 710110 | 969,746.40 |
| SALARY/REGULAR | 969,746.40 |
| 710130 | 293.09 |

| | |
|---------------------------------|------------|
| SALARY/OVERTIME | 293.09 |
| 710140 | 339.66 |
| SALARY/CELL PHONE ALLOWANCE | 339.66 |
| 720100 | 74,532.06 |
| SOCIAL SECURITY | 74,532.06 |
| 720110 | 275,659.72 |
| EMPLOYEE INSURANCE | 275,659.72 |
| 720120 | 125,761.48 |
| RETIREMENT | 125,761.48 |
| 720140 | 11,578.46 |
| STATE UNEMPLOYMENT TAX | 11,578.46 |
| 730100 | 20,459.41 |
| OFFICE SUPPLIES | 20,459.41 |
| 730210 | 8,378.97 |
| DATA PROCESSING SUPPLIES | 8,378.97 |
| 740510 | 4,230.00 |
| PROFESSIONAL DEVELOPMENT | 4,230.00 |
| 740512 | 6,000.00 |
| PROFESSIONAL SERVICES | 6,000.00 |
| 740540 | 2,141.15 |
| TRAVEL EXPENSE | 2,141.15 |
| 740580 | 33,568.20 |
| PRINTING | 33,568.20 |
| 740640 | 62,891.69 |
| CONTRACT SERVICES | 62,891.69 |
| 740660 | 77.70 |
| EQUIPMENT RENTAL | 77.70 |
| 740680 | 3,590.00 |
| MEMBERSHIP/ASSOCIATION DUES | 3,590.00 |
| 790100 | (2,934.26) |
| REIMBURSEMENTS CLEARING | (2,934.26) |
| 3701 | 8,089.55 |
| TAC SPECIAL INVENTORY TAX | 8,089.55 |
| 740510 | 2,050.00 |
| PROFESSIONAL DEVELOPMENT | 2,050.00 |
| 740540 | 6,039.55 |
| TRAVEL EXPENSE | 6,039.55 |
| 4000 | 711,832.20 |
| ENVIRONMENTAL HEALTH | 711,832.20 |
| 710100 | 38,354.58 |
| SALARY/OFFICIAL-DEPARTMENT HEAD | 38,354.58 |
| 710110 | 448,121.85 |
| SALARY/REGULAR | 448,121.85 |
| 710120 | - |
| SALARY/OTHER | - |
| 720100 | 35,440.14 |
| SOCIAL SECURITY | 35,440.14 |
| 720110 | 95,752.65 |
| EMPLOYEE INSURANCE | 95,752.65 |
| 720120 | 59,736.68 |
| RETIREMENT | 59,736.68 |
| 720140 | 4,417.50 |
| STATE UNEMPLOYMENT TAX | 4,417.50 |
| 730100 | 5,271.10 |
| OFFICE SUPPLIES | 5,271.10 |

| | |
|----------------------------------|--------------|
| 730240 | 1,865.34 |
| FUEL | 1,865.34 |
| 740140 | 920.02 |
| VEHICLE MAINTENANCE | 920.02 |
| 740510 | 298.00 |
| PROFESSIONAL DEVELOPMENT | 298.00 |
| 740528 | 10,672.01 |
| PROFESSIONAL SERVICES-STORMWATER | 10,672.01 |
| 740530 | 5,672.10 |
| MOBILE PHONE AND DATA | 5,672.10 |
| 740580 | 1,955.64 |
| PRINTING | 1,955.64 |
| 740660 | 3,243.59 |
| EQUIPMENT RENTAL | 3,243.59 |
| 740680 | 111.00 |
| MEMBERSHIP/ASSOCIATION DUES | 111.00 |
| 4001 | 188,596.60 |
| PERMITS | 188,596.60 |
| 710100 | 35,113.85 |
| SALARY/OFFICIAL-DEPARTMENT HEAD | 35,113.85 |
| 710110 | 86,946.32 |
| SALARY/REGULAR | 86,946.32 |
| 710140 | 339.66 |
| SALARY/CELL PHONE ALLOWANCE | 339.66 |
| 720100 | 8,993.35 |
| SOCIAL SECURITY | 8,993.35 |
| 720110 | 31,917.55 |
| EMPLOYEE INSURANCE | 31,917.55 |
| 720120 | 15,018.45 |
| RETIREMENT | 15,018.45 |
| 720140 | 1,332.57 |
| STATE UNEMPLOYMENT TAX | 1,332.57 |
| 730100 | 4,462.54 |
| OFFICE SUPPLIES | 4,462.54 |
| 740510 | 600.00 |
| PROFESSIONAL DEVELOPMENT | 600.00 |
| 740580 | 307.47 |
| PRINTING | 307.47 |
| 740660 | 3,264.84 |
| EQUIPMENT RENTAL | 3,264.84 |
| 740680 | 300.00 |
| MEMBERSHIP/ASSOCIATION DUES | 300.00 |
| 4100 | 1,745,946.13 |
| ANIMAL SERVICES | 1,745,946.13 |
| 710100 | 69,274.58 |
| SALARY/OFFICIAL-DEPARTMENT HEAD | 69,274.58 |
| 710110 | 724,245.02 |
| SALARY/REGULAR | 724,245.02 |
| 710130 | 31,116.78 |
| SALARY/OVERTIME | 31,116.78 |
| 710140 | 2,346.31 |
| SALARY/CELL PHONE ALLOWANCE | 2,346.31 |
| 720100 | 61,473.08 |
| SOCIAL SECURITY | 61,473.08 |
| 720110 | 221,957.54 |

| | |
|---------------------------------|------------|
| EMPLOYEE INSURANCE | 221,957.54 |
| 720120 | 101,471.20 |
| RETIREMENT | 101,471.20 |
| 720140 | 9,911.60 |
| STATE UNEMPLOYMENT TAX | 9,911.60 |
| 730100 | 105,439.41 |
| OFFICE SUPPLIES | 105,439.41 |
| 730220 | 5,203.95 |
| REPLACEMENTS | 5,203.95 |
| 730240 | 23,805.80 |
| FUEL | 23,805.80 |
| 730290 | 68,120.00 |
| SPAY/NEUTER PROGRAM EXPENSE | 68,120.00 |
| 730310 | 3,466.09 |
| UNIFORMS | 3,466.09 |
| 730390 | 254,031.08 |
| MEDICAL SUPPLIES | 254,031.08 |
| 740120 | - |
| MEDICAL SERVICES | - |
| 740140 | 23,670.65 |
| VEHICLE MAINTENANCE | 23,670.65 |
| 740410 | 447.04 |
| TOLLS | 447.04 |
| 740420 | 71.22 |
| COURIER SERVICE | 71.22 |
| 740510 | 4,475.65 |
| PROFESSIONAL DEVELOPMENT | 4,475.65 |
| 740512 | 9,271.08 |
| PROFESSIONAL SERVICES | 9,271.08 |
| 740530 | 5,576.70 |
| MOBILE PHONE AND DATA | 5,576.70 |
| 740580 | 557.00 |
| PRINTING | 557.00 |
| 740640 | 3,587.85 |
| CONTRACT SERVICES | 3,587.85 |
| 740660 | 17,178.72 |
| EQUIPMENT RENTAL | 17,178.72 |
| 790100 | (752.22) |
| REIMBURSEMENTS CLEARING | (752.22) |
| 4200 | 855,112.75 |
| FORENSIC SERVICES | 855,112.75 |
| 710100 | 95,564.49 |
| SALARY/OFFICIAL-DEPARTMENT HEAD | 95,564.49 |
| 710110 | 298,185.02 |
| SALARY/REGULAR | 298,185.02 |
| 710120 | - |
| SALARY/OTHER | - |
| 710130 | 11,550.39 |
| SALARY/OVERTIME | 11,550.39 |
| 720100 | 19,405.13 |
| SOCIAL SECURITY | 19,405.13 |
| 720110 | 44,593.20 |
| EMPLOYEE INSURANCE | 44,593.20 |
| 720120 | 47,631.08 |
| RETIREMENT | 47,631.08 |

| | |
|-----------------------------------|------------|
| 720140 | 1,890.57 |
| STATE UNEMPLOYMENT TAX | 1,890.57 |
| 730100 | 2,851.67 |
| OFFICE SUPPLIES | 2,851.67 |
| 730110 | 1,136.09 |
| POSTAGE | 1,136.09 |
| 730220 | 722.50 |
| REPLACEMENTS | 722.50 |
| 730240 | 372.95 |
| FUEL | 372.95 |
| 730310 | 1,018.48 |
| UNIFORMS | 1,018.48 |
| 730390 | 32,073.93 |
| MEDICAL SUPPLIES | 32,073.93 |
| 740120 | 967.02 |
| MEDICAL SERVICES | 967.02 |
| 740140 | 89.77 |
| VEHICLE MAINTENANCE | 89.77 |
| 740420 | 276.00 |
| COURIER SERVICE | 276.00 |
| 740510 | 400.00 |
| PROFESSIONAL DEVELOPMENT | 400.00 |
| 740512 | 285.00 |
| PROFESSIONAL SERVICES | 285.00 |
| 740530 | 1,545.70 |
| MOBILE PHONE AND DATA | 1,545.70 |
| 740560 | 110,000.00 |
| TRANSPORTATION | 110,000.00 |
| 740640 | 178,606.25 |
| CONTRACT SERVICES | 178,606.25 |
| 740656 | 4,380.01 |
| RENT AND LEASES | 4,380.01 |
| 740660 | 262.50 |
| EQUIPMENT RENTAL | 262.50 |
| 740680 | 1,305.00 |
| MEMBERSHIP/ASSOCIATION DUES | 1,305.00 |
| 4300 | (506.73) |
| MCCD-COUNTY APPROPRIATIONS (CDBG) | (506.73) |
| 730100 | 20.37 |
| OFFICE SUPPLIES | 20.37 |
| 740512 | (560.00) |
| PROFESSIONAL SERVICES | (560.00) |
| 740660 | 32.90 |
| EQUIPMENT RENTAL | 32.90 |
| 4400 | 330,372.43 |
| CONVENTION CENTER | 330,372.43 |
| 710100 | 38,927.41 |
| SALARY/OFFICIAL-DEPARTMENT HEAD | 38,927.41 |
| 710110 | 114,697.86 |
| SALARY/REGULAR | 114,697.86 |
| 710120 | - |
| SALARY/OTHER | - |
| 710130 | 293.01 |
| SALARY/OVERTIME | 293.01 |
| 720100 | 11,549.65 |

| | |
|---------------------------------|--------------|
| SOCIAL SECURITY | 11,549.65 |
| 720110 | 41,032.98 |
| EMPLOYEE INSURANCE | 41,032.98 |
| 720120 | 19,100.19 |
| RETIREMENT | 19,100.19 |
| 720140 | 1,689.92 |
| STATE UNEMPLOYMENT TAX | 1,689.92 |
| 730100 | 390.34 |
| OFFICE SUPPLIES | 390.34 |
| 730140 | 10,941.64 |
| JANITOR SUPPLIES | 10,941.64 |
| 730220 | 11,086.72 |
| REPLACEMENTS | 11,086.72 |
| 730240 | 2,530.58 |
| FUEL | 2,530.58 |
| 730250 | 3,528.03 |
| SHOP SUPPLIES | 3,528.03 |
| 730260 | 10.99 |
| VEHICLE SUPPLIES | 10.99 |
| 730310 | 698.66 |
| UNIFORMS | 698.66 |
| 730350 | 618.51 |
| AGRICULTURE SUPPLIES | 618.51 |
| 730370 | 52.00 |
| PERIODICALS | 52.00 |
| 740140 | 1,261.11 |
| VEHICLE MAINTENANCE | 1,261.11 |
| 740150 | 31,853.48 |
| LANDSCAPE MAINTENANCE | 31,853.48 |
| 740530 | 2,192.68 |
| MOBILE PHONE AND DATA | 2,192.68 |
| 740540 | 705.80 |
| TRAVEL EXPENSE | 705.80 |
| 740570 | 1,510.94 |
| ADVERTISING | 1,510.94 |
| 740640 | 31,970.98 |
| CONTRACT SERVICES | 31,970.98 |
| 740660 | 3,123.95 |
| EQUIPMENT RENTAL | 3,123.95 |
| 740680 | 605.00 |
| MEMBERSHIP/ASSOCIATION DUES | 605.00 |
| 4500 | 3,453,975.86 |
| MEMORIAL LIBRARY | 3,453,975.86 |
| 710100 | 51,304.76 |
| SALARY/OFFICIAL-DEPARTMENT HEAD | 51,304.76 |
| 710110 | 1,973,011.46 |
| SALARY/REGULAR | 1,973,011.46 |
| 720100 | 150,287.24 |
| SOCIAL SECURITY | 150,287.24 |
| 720110 | 535,020.01 |
| EMPLOYEE INSURANCE | 535,020.01 |
| 720120 | 248,384.20 |
| RETIREMENT | 248,384.20 |
| 720140 | 25,411.16 |
| STATE UNEMPLOYMENT TAX | 25,411.16 |

| | |
|-----------------------------|------------|
| 730100 | 31,456.20 |
| OFFICE SUPPLIES | 31,456.20 |
| 730210 | 5,405.69 |
| DATA PROCESSING SUPPLIES | 5,405.69 |
| 730220 | 795.36 |
| REPLACEMENTS | 795.36 |
| 730240 | 1,179.14 |
| FUEL | 1,179.14 |
| 730370 | 64,422.45 |
| PERIODICALS | 64,422.45 |
| 730380 | 78,544.70 |
| AUDIO/VISUAL SUPPLIES | 78,544.70 |
| 740140 | 1,900.70 |
| VEHICLE MAINTENANCE | 1,900.70 |
| 740510 | 99.00 |
| PROFESSIONAL DEVELOPMENT | 99.00 |
| 740512 | 88,104.30 |
| PROFESSIONAL SERVICES | 88,104.30 |
| 740530 | 521.16 |
| MOBILE PHONE AND DATA | 521.16 |
| 740540 | 741.11 |
| TRAVEL EXPENSE | 741.11 |
| 740640 | 7,731.84 |
| CONTRACT SERVICES | 7,731.84 |
| 740660 | 6,288.96 |
| EQUIPMENT RENTAL | 6,288.96 |
| 750700 | 183,366.42 |
| CAPITAL OUTLAY-BOOKS | 183,366.42 |
| 4600 | 258,197.28 |
| EXTENSION AGENTS | 258,197.28 |
| 710110 | 99,685.81 |
| SALARY/REGULAR | 99,685.81 |
| 710120 | 63,552.96 |
| SALARY/OTHER | 63,552.96 |
| 720100 | 12,333.63 |
| SOCIAL SECURITY | 12,333.63 |
| 720110 | 48,141.81 |
| EMPLOYEE INSURANCE | 48,141.81 |
| 720120 | 12,144.92 |
| RETIREMENT | 12,144.92 |
| 720140 | 2,060.17 |
| STATE UNEMPLOYMENT TAX | 2,060.17 |
| 730100 | 2,213.42 |
| OFFICE SUPPLIES | 2,213.42 |
| 740510 | 400.00 |
| PROFESSIONAL DEVELOPMENT | 400.00 |
| 740512 | 75.00 |
| PROFESSIONAL SERVICES | 75.00 |
| 740540 | 6,918.93 |
| TRAVEL EXPENSE | 6,918.93 |
| 740660 | 9,390.63 |
| EQUIPMENT RENTAL | 9,390.63 |
| 740680 | 1,280.00 |
| MEMBERSHIP/ASSOCIATION DUES | 1,280.00 |
| 5000 | 231,647.28 |

| | |
|----------------------------------|------------|
| AIRPORT | 231,647.28 |
| 710100 | 38,927.59 |
| SALARY/OFFICIAL-DEPARTMENT HEAD | 38,927.59 |
| 710110 | 106,980.36 |
| SALARY/REGULAR | 106,980.36 |
| 710140 | 254.75 |
| SALARY/CELL PHONE ALLOWANCE | 254.75 |
| 720100 | 10,875.64 |
| SOCIAL SECURITY | 10,875.64 |
| 720110 | 27,357.90 |
| EMPLOYEE INSURANCE | 27,357.90 |
| 720120 | 17,934.10 |
| RETIREMENT | 17,934.10 |
| 720140 | 1,545.87 |
| STATE UNEMPLOYMENT TAX | 1,545.87 |
| 730100 | 175.79 |
| OFFICE SUPPLIES | 175.79 |
| 730220 | 8,032.31 |
| REPLACEMENTS | 8,032.31 |
| 730240 | 2,272.92 |
| FUEL | 2,272.92 |
| 730250 | 398.38 |
| SHOP SUPPLIES | 398.38 |
| 730310 | 258.00 |
| UNIFORMS | 258.00 |
| 740140 | 364.45 |
| VEHICLE MAINTENANCE | 364.45 |
| 740150 | 5,253.00 |
| LANDSCAPE MAINTENANCE | 5,253.00 |
| 740420 | 21.88 |
| COURIER SERVICE | 21.88 |
| 740512 | 7,637.41 |
| PROFESSIONAL SERVICES | 7,637.41 |
| 740528 | 500.00 |
| PROFESSIONAL SERVICES-STORMWATER | 500.00 |
| 740530 | 1,132.58 |
| MOBILE PHONE AND DATA | 1,132.58 |
| 740580 | 243.86 |
| PRINTING | 243.86 |
| 740622 | 298.55 |
| GAS | 298.55 |
| 740640 | 95.00 |
| CONTRACT SERVICES | 95.00 |
| 740680 | 590.00 |
| MEMBERSHIP/ASSOCIATION DUES | 590.00 |
| 740625 | 496.94 |
| REFUSE COLLECTION | 496.94 |
| 5050 | 185,244.60 |
| CUSTOMS | 185,244.60 |
| 740512 | 184,870.50 |
| PROFESSIONAL SERVICES | 184,870.50 |
| 740640 | 374.10 |
| CONTRACT SERVICES | 374.10 |
| 5060 | 23,638.73 |
| ARF | 23,638.73 |

| | |
|---------------------------------------|--------------|
| 730270 | 23,113.79 |
| LAW ENFORCEMENT SPECIFIC SUPPLIES | 23,113.79 |
| 740140 | 350.00 |
| VEHICLE MAINTENANCE | 350.00 |
| 740512 | 174.94 |
| PROFESSIONAL SERVICES | 174.94 |
| 5100 | 4,359,421.69 |
| DISTRICT ATTORNEY | 4,359,421.69 |
| 710100 | 13,846.55 |
| SALARY/OFFICIAL-DEPARTMENT HEAD | 13,846.55 |
| 710110 | 2,977,888.80 |
| SALARY/REGULAR | 2,977,888.80 |
| 710120 | - |
| SALARY/OTHER | - |
| 710130 | 1,438.35 |
| SALARY/OVERTIME | 1,438.35 |
| 710140 | 339.66 |
| SALARY/CELL PHONE ALLOWANCE | 339.66 |
| 710150 | 64,680.13 |
| SALARY/SPECIAL PAY | 64,680.13 |
| 720100 | 224,478.79 |
| SOCIAL SECURITY | 224,478.79 |
| 720110 | 451,712.20 |
| EMPLOYEE INSURANCE | 451,712.20 |
| 720120 | 375,989.74 |
| RETIREMENT | 375,989.74 |
| 720140 | 21,571.47 |
| STATE UNEMPLOYMENT TAX | 21,571.47 |
| 730100 | 27,796.70 |
| OFFICE SUPPLIES | 27,796.70 |
| 730120 | 5,070.70 |
| BOOK SUPPLEMENTS | 5,070.70 |
| 730240 | 16,674.02 |
| FUEL | 16,674.02 |
| 730330 | 5,880.00 |
| IT SOFTWARE | 5,880.00 |
| 740110 | 3,700.00 |
| IT SOFTWARE MAINTENANCE | 3,700.00 |
| 740140 | 43,030.39 |
| VEHICLE MAINTENANCE | 43,030.39 |
| 740160 | (385.78) |
| SPECIAL INVESTIGATION | (385.78) |
| 740478 | 9,000.00 |
| EXPERT WITNESS-PSYCHIATRIC EVALUATION | 9,000.00 |
| 740484 | 426.67 |
| COURT REPORTER TRANSCRIPT | 426.67 |
| 740504 | 5,622.69 |
| ONLINE SERVICES | 5,622.69 |
| 740510 | 10,239.00 |
| PROFESSIONAL DEVELOPMENT | 10,239.00 |
| 740512 | 15,717.35 |
| PROFESSIONAL SERVICES | 15,717.35 |
| 740530 | 12,556.20 |
| MOBILE PHONE AND DATA | 12,556.20 |
| 740540 | 3,161.14 |

| | |
|--|------------|
| TRAVEL EXPENSE | 3,161.14 |
| 740640 | 17,151.15 |
| CONTRACT SERVICES | 17,151.15 |
| 740660 | 52,511.16 |
| EQUIPMENT RENTAL | 52,511.16 |
| 740970 | 451.96 |
| FREIGHT AND HANDLING | 451.96 |
| 790100 | (1,127.35) |
| REIMBURSEMENTS CLEARING | (1,127.35) |
| 5101 | 5,727.86 |
| DISTRICT ATTORNEY STATE FUNDS | 5,727.86 |
| 710150 | 4,076.75 |
| SALARY/SPECIAL PAY | 4,076.75 |
| 720100 | 303.35 |
| SOCIAL SECURITY | 303.35 |
| 720110 | 805.60 |
| EMPLOYEE INSURANCE | 805.60 |
| 720120 | 500.22 |
| RETIREMENT | 500.22 |
| 720140 | 41.94 |
| STATE UNEMPLOYMENT TAX | 41.94 |
| 5200 | 506,682.49 |
| OFFICE OF HOMELAND SECURITY & EMERGENCY MANAGEMENT | 506,682.49 |
| 710100 | 6,516.20 |
| SALARY/OFFICIAL-DEPARTMENT HEAD | 6,516.20 |
| 710110 | 166,333.91 |
| SALARY/REGULAR | 166,333.91 |
| 710130 | 355.87 |
| SALARY/OVERTIME | 355.87 |
| 720100 | 12,629.13 |
| SOCIAL SECURITY | 12,629.13 |
| 720110 | 26,111.33 |
| EMPLOYEE INSURANCE | 26,111.33 |
| 720120 | 21,257.42 |
| RETIREMENT | 21,257.42 |
| 720140 | 1,162.18 |
| STATE UNEMPLOYMENT TAX | 1,162.18 |
| 730100 | 2,214.32 |
| OFFICE SUPPLIES | 2,214.32 |
| 730240 | 3,330.98 |
| FUEL | 3,330.98 |
| 730250 | 2,479.15 |
| SHOP SUPPLIES | 2,479.15 |
| 740140 | 803.33 |
| VEHICLE MAINTENANCE | 803.33 |
| 740510 | 400.72 |
| PROFESSIONAL DEVELOPMENT | 400.72 |
| 740512 | 242,268.57 |
| PROFESSIONAL SERVICES | 242,268.57 |
| 740530 | 3,037.38 |
| MOBILE PHONE AND DATA | 3,037.38 |
| 740640 | 696.94 |
| CONTRACT SERVICES | 696.94 |
| 740660 | 10,524.45 |
| EQUIPMENT RENTAL | 10,524.45 |

| | |
|--------------------------------------|-------------------|
| 790100 | (143.65) |
| REIMBURSEMENTS CLEARING | (143.65) |
| 730101 | 7,749.51 |
| FOOD SUPPLIES | 7,749.51 |
| 790900 | (1,045.25) |
| CARRYOVER FROM PREVIOUS YEAR | (1,045.25) |
| 5300 | 365,434.60 |
| FIRE MARSHAL - INVESTIGATIONS | 365,434.60 |
| 710100 | 45,144.72 |
| SALARY/OFFICIAL-DEPARTMENT HEAD | 45,144.72 |
| 710110 | 186,064.67 |
| SALARY/REGULAR | 186,064.67 |
| 710130 | 466.88 |
| SALARY/OVERTIME | 466.88 |
| 710150 | 7,176.00 |
| SALARY/SPECIAL PAY | 7,176.00 |
| 720100 | 17,982.22 |
| SOCIAL SECURITY | 17,982.22 |
| 720110 | 29,402.20 |
| EMPLOYEE INSURANCE | 29,402.20 |
| 720120 | 29,307.28 |
| RETIREMENT | 29,307.28 |
| 720140 | 1,842.76 |
| STATE UNEMPLOYMENT TAX | 1,842.76 |
| 730100 | 249.77 |
| OFFICE SUPPLIES | 249.77 |
| 730240 | 9,968.51 |
| FUEL | 9,968.51 |
| 730250 | 3,383.41 |
| SHOP SUPPLIES | 3,383.41 |
| 730270 | 4,421.36 |
| LAW ENFORCEMENT SPECIFIC SUPPLIES | 4,421.36 |
| 730280 | 1,721.63 |
| CANINE EXPENSES | 1,721.63 |
| 740140 | 6,037.87 |
| VEHICLE MAINTENANCE | 6,037.87 |
| 740420 | 44.51 |
| COURIER SERVICE | 44.51 |
| 740510 | 5,196.00 |
| PROFESSIONAL DEVELOPMENT | 5,196.00 |
| 740530 | 4,185.65 |
| MOBILE PHONE AND DATA | 4,185.65 |
| 740540 | 10,705.50 |
| TRAVEL EXPENSE | 10,705.50 |
| 740660 | 1,741.80 |
| EQUIPMENT RENTAL | 1,741.80 |
| 740680 | 401.94 |
| MEMBERSHIP/ASSOCIATION DUES | 401.94 |
| 790100 | (10.08) |
| REIMBURSEMENTS CLEARING | (10.08) |
| 5301 | 333,083.74 |
| FIRE MARSHAL - INSPECTIONS | 333,083.74 |
| 710110 | 218,843.54 |
| SALARY/REGULAR | 218,843.54 |
| 710130 | 83.25 |

| | |
|---|------------|
| SALARY/OVERTIME | 83.25 |
| 720100 | 16,091.38 |
| SOCIAL SECURITY | 16,091.38 |
| 720110 | 38,004.55 |
| EMPLOYEE INSURANCE | 38,004.55 |
| 720120 | 26,862.22 |
| RETIREMENT | 26,862.22 |
| 720140 | 2,163.78 |
| STATE UNEMPLOYMENT TAX | 2,163.78 |
| 730100 | 492.88 |
| OFFICE SUPPLIES | 492.88 |
| 730240 | 6,797.60 |
| FUEL | 6,797.60 |
| 730250 | 5,113.86 |
| SHOP SUPPLIES | 5,113.86 |
| 730270 | 92.27 |
| LAW ENFORCEMENT SPECIFIC SUPPLIES | 92.27 |
| 740110 | 4,605.80 |
| IT SOFTWARE MAINTENANCE | 4,605.80 |
| 740140 | 2,961.76 |
| VEHICLE MAINTENANCE | 2,961.76 |
| 740504 | 598.04 |
| ONLINE SERVICES | 598.04 |
| 740510 | 1,135.00 |
| PROFESSIONAL DEVELOPMENT | 1,135.00 |
| 740530 | 4,185.69 |
| MOBILE PHONE AND DATA | 4,185.69 |
| 740660 | 2,108.88 |
| EQUIPMENT RENTAL | 2,108.88 |
| 740680 | 1,200.57 |
| MEMBERSHIP/ASSOCIATION DUES | 1,200.57 |
| 750400 | 1,742.67 |
| CAPITAL OUTLAY-FURNITURE FIXTURES AND EQUIPMENT | 1,742.67 |
| 5400 | 656,377.24 |
| JUVENILE PROBATION-ADMINISTRATIVE | 656,377.24 |
| 710100 | 50,807.31 |
| SALARY/OFFICIAL-DEPARTMENT HEAD | 50,807.31 |
| 710110 | 382,392.22 |
| SALARY/REGULAR | 382,392.22 |
| 710130 | 76.75 |
| SALARY/OVERTIME | 76.75 |
| 710140 | 121.83 |
| SALARY/CELL PHONE ALLOWANCE | 121.83 |
| 720100 | 31,089.62 |
| SOCIAL SECURITY | 31,089.62 |
| 720110 | 114,693.14 |
| EMPLOYEE INSURANCE | 114,693.14 |
| 720120 | 53,178.11 |
| RETIREMENT | 53,178.11 |
| 720140 | 4,396.96 |
| STATE UNEMPLOYMENT TAX | 4,396.96 |
| 730100 | 1,103.05 |
| OFFICE SUPPLIES | 1,103.05 |
| 730240 | 38.27 |
| FUEL | 38.27 |

| | |
|----------------------------------|--------------|
| 740140 | 33.71 |
| VEHICLE MAINTENANCE | 33.71 |
| 740512 | (125.00) |
| PROFESSIONAL SERVICES | (125.00) |
| 740516 | (928.00) |
| PROFESSIONAL SERVICES-URINALYSIS | (928.00) |
| 740518 | (2,735.00) |
| PROFESSIONAL SERVICES-POLYGRAPH | (2,735.00) |
| 740530 | 420.95 |
| MOBILE PHONE AND DATA | 420.95 |
| 740540 | 280.50 |
| TRAVEL EXPENSE | 280.50 |
| 740660 | 21,532.82 |
| EQUIPMENT RENTAL | 21,532.82 |
| 5401 | 1,297,118.07 |
| JUVENILE PROBATION-DETENTION | 1,297,118.07 |
| 710110 | 845,340.28 |
| SALARY/REGULAR | 845,340.28 |
| 710130 | 516.97 |
| SALARY/OVERTIME | 516.97 |
| 710140 | 339.66 |
| SALARY/CELL PHONE ALLOWANCE | 339.66 |
| 720100 | 63,253.86 |
| SOCIAL SECURITY | 63,253.86 |
| 720110 | 223,383.46 |
| EMPLOYEE INSURANCE | 223,383.46 |
| 720120 | 103,827.34 |
| RETIREMENT | 103,827.34 |
| 720140 | 10,806.55 |
| STATE UNEMPLOYMENT TAX | 10,806.55 |
| 730100 | 774.74 |
| OFFICE SUPPLIES | 774.74 |
| 730140 | 4,371.09 |
| JANITOR SUPPLIES | 4,371.09 |
| 730150 | 207.16 |
| INMATE SUPPLIES | 207.16 |
| 730160 | 155.22 |
| CLOTHING | 155.22 |
| 730220 | 4,515.99 |
| REPLACEMENTS | 4,515.99 |
| 730310 | 200.04 |
| UNIFORMS | 200.04 |
| 730390 | (0.00) |
| MEDICAL SUPPLIES | (0.00) |
| 740130 | 12,500.00 |
| PHYSICIAN SERVICES | 12,500.00 |
| 740140 | 1,458.87 |
| VEHICLE MAINTENANCE | 1,458.87 |
| 740512 | 14,844.16 |
| PROFESSIONAL SERVICES | 14,844.16 |
| 740530 | 12.50 |
| MOBILE PHONE AND DATA | 12.50 |
| 740660 | 546.34 |
| EQUIPMENT RENTAL | 546.34 |
| 740694 | 6,249.60 |

| | |
|-----------------------------------|--------------|
| FOOD SERVICE | 6,249.60 |
| 730101 | 3,814.24 |
| FOOD SUPPLIES | 3,814.24 |
| 5500 | 1,585,941.20 |
| ADULT PROBATION | 1,585,941.20 |
| 710100 | 56,283.13 |
| SALARY/OFFICIAL-DEPARTMENT HEAD | 56,283.13 |
| 710110 | 1,241,495.57 |
| SALARY/REGULAR | 1,241,495.57 |
| 710130 | 1,128.48 |
| SALARY/OVERTIME | 1,128.48 |
| 710140 | 4,430.40 |
| SALARY/CELL PHONE ALLOWANCE | 4,430.40 |
| 720100 | 93,323.67 |
| SOCIAL SECURITY | 93,323.67 |
| 720110 | 1,807.08 |
| EMPLOYEE INSURANCE | 1,807.08 |
| 720120 | 159,919.29 |
| RETIREMENT | 159,919.29 |
| 720140 | 12,914.44 |
| STATE UNEMPLOYMENT TAX | 12,914.44 |
| 730100 | 1,380.64 |
| OFFICE SUPPLIES | 1,380.64 |
| 740660 | 12,487.91 |
| EQUIPMENT RENTAL | 12,487.91 |
| 740100 | 770.59 |
| IT HARDWARE MAINTENANCE | 770.59 |
| 5501 | - |
| BOND SUPERVISION | - |
| 710110 | - |
| SALARY/REGULAR | - |
| 5600 | 12,577.49 |
| COMMISSIONS | 12,577.49 |
| 730100 | 1,679.91 |
| OFFICE SUPPLIES | 1,679.91 |
| 730220 | 3,809.55 |
| REPLACEMENTS | 3,809.55 |
| 730270 | 876.55 |
| LAW ENFORCEMENT SPECIFIC SUPPLIES | 876.55 |
| 730310 | 266.00 |
| UNIFORMS | 266.00 |
| 790900 | 5,945.48 |
| CARRYOVER FROM PREVIOUS YEAR | 5,945.48 |
| 5602 | 41,360.25 |
| LEOSE | 41,360.25 |
| 740510 | 40,799.25 |
| PROFESSIONAL DEVELOPMENT | 40,799.25 |
| 740540 | 561.00 |
| TRAVEL EXPENSE | 561.00 |
| 6000 | 848,814.54 |
| SHERIFF | 848,814.54 |
| 710100 | 61,689.40 |
| SALARY/OFFICIAL-DEPARTMENT HEAD | 61,689.40 |
| 710110 | 503,618.02 |
| SALARY/REGULAR | 503,618.02 |

| | |
|-----------------------------------|--------------|
| 710130 | 71,517.71 |
| SALARY/OVERTIME | 71,517.71 |
| 720100 | 45,720.70 |
| SOCIAL SECURITY | 45,720.70 |
| 720110 | 61,563.64 |
| EMPLOYEE INSURANCE | 61,563.64 |
| 720120 | 78,138.57 |
| RETIREMENT | 78,138.57 |
| 720140 | 2,950.35 |
| STATE UNEMPLOYMENT TAX | 2,950.35 |
| 730100 | 4,404.21 |
| OFFICE SUPPLIES | 4,404.21 |
| 740510 | 1,675.00 |
| PROFESSIONAL DEVELOPMENT | 1,675.00 |
| 740530 | 6,647.35 |
| MOBILE PHONE AND DATA | 6,647.35 |
| 740540 | 216.94 |
| TRAVEL EXPENSE | 216.94 |
| 740580 | 2,455.52 |
| PRINTING | 2,455.52 |
| 740640 | 5,722.37 |
| CONTRACT SERVICES | 5,722.37 |
| 740660 | 2,974.32 |
| EQUIPMENT RENTAL | 2,974.32 |
| 790100 | (595.00) |
| REIMBURSEMENTS CLEARING | (595.00) |
| 740260 | 115.44 |
| INTEREST ON CREDIT CARDS | 115.44 |
| 6100 | 2,000,116.71 |
| SHERIFF HOMELAND SECURITY | 2,000,116.71 |
| 710110 | 1,351,853.31 |
| SALARY/REGULAR | 1,351,853.31 |
| 710130 | 46,482.29 |
| SALARY/OVERTIME | 46,482.29 |
| 710150 | 13,050.00 |
| SALARY/SPECIAL PAY | 13,050.00 |
| 720100 | 104,924.31 |
| SOCIAL SECURITY | 104,924.31 |
| 720110 | 250,086.40 |
| EMPLOYEE INSURANCE | 250,086.40 |
| 720120 | 173,177.23 |
| RETIREMENT | 173,177.23 |
| 720140 | 12,139.98 |
| STATE UNEMPLOYMENT TAX | 12,139.98 |
| 730100 | 1,908.03 |
| OFFICE SUPPLIES | 1,908.03 |
| 730140 | 110.00 |
| JANITOR SUPPLIES | 110.00 |
| 730220 | 5,508.87 |
| REPLACEMENTS | 5,508.87 |
| 730270 | 35,395.96 |
| LAW ENFORCEMENT SPECIFIC SUPPLIES | 35,395.96 |
| 740510 | - |
| PROFESSIONAL DEVELOPMENT | - |
| 740512 | 1,440.00 |

| | |
|--------------------------------|------------|
| PROFESSIONAL SERVICES | 1,440.00 |
| 740530 | 3,152.12 |
| MOBILE PHONE AND DATA | 3,152.12 |
| 740540 | 626.75 |
| TRAVEL EXPENSE | 626.75 |
| 740580 | 26.46 |
| PRINTING | 26.46 |
| 740640 | 235.00 |
| CONTRACT SERVICES | 235.00 |
| 730360 | - |
| ARMORY EXPENSE | - |
| 6201 | 998,071.30 |
| SHERIFF HOMICIDE VIOLENT CRIME | 998,071.30 |
| 710110 | 662,985.11 |
| SALARY/REGULAR | 662,985.11 |
| 710130 | 37,806.69 |
| SALARY/OVERTIME | 37,806.69 |
| 720100 | 52,542.45 |
| SOCIAL SECURITY | 52,542.45 |
| 720110 | 115,549.00 |
| EMPLOYEE INSURANCE | 115,549.00 |
| 720120 | 85,987.29 |
| RETIREMENT | 85,987.29 |
| 720140 | 5,652.61 |
| STATE UNEMPLOYMENT TAX | 5,652.61 |
| 730100 | 19,975.61 |
| OFFICE SUPPLIES | 19,975.61 |
| 740510 | 2,415.00 |
| PROFESSIONAL DEVELOPMENT | 2,415.00 |
| 740530 | 7,794.84 |
| MOBILE PHONE AND DATA | 7,794.84 |
| 740540 | 1,132.35 |
| TRAVEL EXPENSE | 1,132.35 |
| 740580 | 597.79 |
| PRINTING | 597.79 |
| 740640 | 511.00 |
| CONTRACT SERVICES | 511.00 |
| 740660 | 6,400.56 |
| EQUIPMENT RENTAL | 6,400.56 |
| 790100 | (1,279.00) |
| REIMBURSEMENTS CLEARING | (1,279.00) |
| 6202 | 658,108.35 |
| SHERIFF ORGANIZED CRIME | 658,108.35 |
| 710110 | 454,211.06 |
| SALARY/REGULAR | 454,211.06 |
| 710130 | 8,742.06 |
| SALARY/OVERTIME | 8,742.06 |
| 720100 | 34,484.52 |
| SOCIAL SECURITY | 34,484.52 |
| 720110 | 77,492.93 |
| EMPLOYEE INSURANCE | 77,492.93 |
| 720120 | 56,804.52 |
| RETIREMENT | 56,804.52 |
| 720140 | 3,803.43 |
| STATE UNEMPLOYMENT TAX | 3,803.43 |

| | |
|---|--------------|
| 730100 | 2,091.55 |
| OFFICE SUPPLIES | 2,091.55 |
| 730270 | 419.82 |
| LAW ENFORCEMENT SPECIFIC SUPPLIES | 419.82 |
| 740504 | 2,881.00 |
| ONLINE SERVICES | 2,881.00 |
| 740510 | 1,797.00 |
| PROFESSIONAL DEVELOPMENT | 1,797.00 |
| 740530 | 8,409.76 |
| MOBILE PHONE AND DATA | 8,409.76 |
| 740540 | 1,083.60 |
| TRAVEL EXPENSE | 1,083.60 |
| 740640 | 4,401.74 |
| CONTRACT SERVICES | 4,401.74 |
| 740660 | 1,783.32 |
| EQUIPMENT RENTAL | 1,783.32 |
| 790100 | (297.96) |
| REIMBURSEMENTS CLEARING | (297.96) |
| 6301 | 4,081,995.40 |
| SHERIFF PATROL EAST | 4,081,995.40 |
| 710110 | 2,813,360.94 |
| SALARY/REGULAR | 2,813,360.94 |
| 710130 | 24,312.90 |
| SALARY/OVERTIME | 24,312.90 |
| 710150 | 9,714.00 |
| SALARY/SPECIAL PAY | 9,714.00 |
| 720100 | 212,458.01 |
| SOCIAL SECURITY | 212,458.01 |
| 720110 | 575,457.77 |
| EMPLOYEE INSURANCE | 575,457.77 |
| 720120 | 349,374.01 |
| RETIREMENT | 349,374.01 |
| 720140 | 27,400.69 |
| STATE UNEMPLOYMENT TAX | 27,400.69 |
| 730100 | 5,442.73 |
| OFFICE SUPPLIES | 5,442.73 |
| 730130 | 190.87 |
| ESTRAY EXPENSE | 190.87 |
| 730240 | 7,888.57 |
| FUEL | 7,888.57 |
| 730270 | 4,535.63 |
| LAW ENFORCEMENT SPECIFIC SUPPLIES | 4,535.63 |
| 740512 | 53.70 |
| PROFESSIONAL SERVICES | 53.70 |
| 740530 | 34,036.57 |
| MOBILE PHONE AND DATA | 34,036.57 |
| 740580 | 3,956.37 |
| PRINTING | 3,956.37 |
| 740660 | 13,812.64 |
| EQUIPMENT RENTAL | 13,812.64 |
| 750400 | - |
| CAPITAL OUTLAY-FURNITURE FIXTURES AND EQUIPMENT | - |
| 6302 | 3,097,228.13 |
| SHERIFF PATROL WEST | 3,097,228.13 |
| 710110 | 2,124,798.74 |

| | |
|---|--------------|
| SALARY/REGULAR | 2,124,798.74 |
| 710130 | 37,165.25 |
| SALARY/OVERTIME | 37,165.25 |
| 720100 | 160,848.08 |
| SOCIAL SECURITY | 160,848.08 |
| 720110 | 410,439.77 |
| EMPLOYEE INSURANCE | 410,439.77 |
| 720120 | 265,273.08 |
| RETIREMENT | 265,273.08 |
| 720140 | 19,629.13 |
| STATE UNEMPLOYMENT TAX | 19,629.13 |
| 730100 | 2,757.02 |
| OFFICE SUPPLIES | 2,757.02 |
| 730130 | 4,087.34 |
| ESTRAY EXPENSE | 4,087.34 |
| 730240 | 7,930.28 |
| FUEL | 7,930.28 |
| 730270 | 9,778.77 |
| LAW ENFORCEMENT SPECIFIC SUPPLIES | 9,778.77 |
| 740512 | 880.50 |
| PROFESSIONAL SERVICES | 880.50 |
| 740530 | 26,301.18 |
| MOBILE PHONE AND DATA | 26,301.18 |
| 740580 | 1,720.16 |
| PRINTING | 1,720.16 |
| 740640 | 3,094.00 |
| CONTRACT SERVICES | 3,094.00 |
| 740660 | 11,671.80 |
| EQUIPMENT RENTAL | 11,671.80 |
| 750400 | 6,691.00 |
| CAPITAL OUTLAY-FURNITURE FIXTURES AND EQUIPMENT | 6,691.00 |
| 750600 | 4,162.03 |
| CAPITAL OUTLAY-VEHICLES | 4,162.03 |
| 6303 | 3,833,024.52 |
| SHERIFF PATROL SOUTH | 3,833,024.52 |
| 710110 | 2,430,747.13 |
| SALARY/REGULAR | 2,430,747.13 |
| 710130 | 301,381.22 |
| SALARY/OVERTIME | 301,381.22 |
| 710150 | 2,334.00 |
| SALARY/SPECIAL PAY | 2,334.00 |
| 720100 | 203,638.51 |
| SOCIAL SECURITY | 203,638.51 |
| 720110 | 491,600.19 |
| EMPLOYEE INSURANCE | 491,600.19 |
| 720120 | 335,518.99 |
| RETIREMENT | 335,518.99 |
| 720140 | 23,497.44 |
| STATE UNEMPLOYMENT TAX | 23,497.44 |
| 730100 | 2,311.46 |
| OFFICE SUPPLIES | 2,311.46 |
| 730270 | 228.00 |
| LAW ENFORCEMENT SPECIFIC SUPPLIES | 228.00 |
| 740512 | 76.58 |
| PROFESSIONAL SERVICES | 76.58 |

| | |
|-----------------------------------|--------------|
| 740530 | 29,693.35 |
| MOBILE PHONE AND DATA | 29,693.35 |
| 740580 | 7,589.11 |
| PRINTING | 7,589.11 |
| 740640 | 85.00 |
| CONTRACT SERVICES | 85.00 |
| 740660 | 4,323.54 |
| EQUIPMENT RENTAL | 4,323.54 |
| 6401 | 1,662,012.81 |
| SHERIFF DISPATCH | 1,662,012.81 |
| 710110 | 1,064,602.33 |
| SALARY/REGULAR | 1,064,602.33 |
| 710130 | 48,766.04 |
| SALARY/OVERTIME | 48,766.04 |
| 720100 | 83,184.58 |
| SOCIAL SECURITY | 83,184.58 |
| 720110 | 278,231.30 |
| EMPLOYEE INSURANCE | 278,231.30 |
| 720120 | 136,609.79 |
| RETIREMENT | 136,609.79 |
| 720140 | 12,766.40 |
| STATE UNEMPLOYMENT TAX | 12,766.40 |
| 730100 | 22,643.21 |
| OFFICE SUPPLIES | 22,643.21 |
| 730320 | 919.43 |
| IT HARDWARE | 919.43 |
| 740110 | 9,495.00 |
| IT SOFTWARE MAINTENANCE | 9,495.00 |
| 740510 | 525.00 |
| PROFESSIONAL DEVELOPMENT | 525.00 |
| 740530 | 1,505.89 |
| MOBILE PHONE AND DATA | 1,505.89 |
| 740660 | 2,763.84 |
| EQUIPMENT RENTAL | 2,763.84 |
| 6402 | 921,145.79 |
| SHERIFF CRIME LAB | 921,145.79 |
| 710110 | 460,020.02 |
| SALARY/REGULAR | 460,020.02 |
| 710130 | 13,848.52 |
| SALARY/OVERTIME | 13,848.52 |
| 720100 | 35,377.30 |
| SOCIAL SECURITY | 35,377.30 |
| 720110 | 94,554.06 |
| EMPLOYEE INSURANCE | 94,554.06 |
| 720120 | 58,143.61 |
| RETIREMENT | 58,143.61 |
| 720140 | 4,313.73 |
| STATE UNEMPLOYMENT TAX | 4,313.73 |
| 730100 | 13,480.02 |
| OFFICE SUPPLIES | 13,480.02 |
| 730220 | 1,856.00 |
| REPLACEMENTS | 1,856.00 |
| 730270 | 37,840.35 |
| LAW ENFORCEMENT SPECIFIC SUPPLIES | 37,840.35 |
| 730330 | 44.00 |

| | |
|---|--------------|
| IT SOFTWARE | 44.00 |
| 740110 | 88,765.43 |
| IT SOFTWARE MAINTENANCE | 88,765.43 |
| 740390 | 12,442.25 |
| FORENSIC SERVICES-RESTRICTED | 12,442.25 |
| 740510 | 2,165.00 |
| PROFESSIONAL DEVELOPMENT | 2,165.00 |
| 740512 | 12,917.44 |
| PROFESSIONAL SERVICES | 12,917.44 |
| 740530 | 3,798.57 |
| MOBILE PHONE AND DATA | 3,798.57 |
| 740540 | 2,781.96 |
| TRAVEL EXPENSE | 2,781.96 |
| 740660 | 3,682.56 |
| EQUIPMENT RENTAL | 3,682.56 |
| 750400 | 75,114.97 |
| CAPITAL OUTLAY-FURNITURE FIXTURES AND EQUIPMENT | 75,114.97 |
| 6403 | 2,121,840.26 |
| SHERIFF FLEET | 2,121,840.26 |
| 710110 | 153,124.52 |
| SALARY/REGULAR | 153,124.52 |
| 710130 | 2,854.67 |
| SALARY/OVERTIME | 2,854.67 |
| 720100 | 11,698.59 |
| SOCIAL SECURITY | 11,698.59 |
| 720110 | 36,971.75 |
| EMPLOYEE INSURANCE | 36,971.75 |
| 720120 | 19,138.62 |
| RETIREMENT | 19,138.62 |
| 720140 | 1,628.84 |
| STATE UNEMPLOYMENT TAX | 1,628.84 |
| 730100 | 826.59 |
| OFFICE SUPPLIES | 826.59 |
| 730220 | 10,191.39 |
| REPLACEMENTS | 10,191.39 |
| 730240 | 396,721.93 |
| FUEL | 396,721.93 |
| 730250 | 1,192.47 |
| SHOP SUPPLIES | 1,192.47 |
| 730260 | 263,785.83 |
| VEHICLE SUPPLIES | 263,785.83 |
| 740110 | 20,430.13 |
| IT SOFTWARE MAINTENANCE | 20,430.13 |
| 740140 | 35,158.71 |
| VEHICLE MAINTENANCE | 35,158.71 |
| 740510 | 124.00 |
| PROFESSIONAL DEVELOPMENT | 124.00 |
| 740512 | 22,806.37 |
| PROFESSIONAL SERVICES | 22,806.37 |
| 740530 | 952.51 |
| MOBILE PHONE AND DATA | 952.51 |
| 740640 | 4,131.20 |
| CONTRACT SERVICES | 4,131.20 |
| 740656 | 23,055.00 |
| RENT AND LEASES | 23,055.00 |

| | |
|---|------------|
| 740660 | 874.44 |
| EQUIPMENT RENTAL | 874.44 |
| 750400 | 788.36 |
| CAPITAL OUTLAY-FURNITURE FIXTURES AND EQUIPMENT | 788.36 |
| 750500 | 583,517.02 |
| CAPITAL OUTLAY-INTANGIBLES | 583,517.02 |
| 750600 | 532,731.50 |
| CAPITAL OUTLAY-VEHICLES | 532,731.50 |
| 790100 | (864.18) |
| REIMBURSEMENTS CLEARING | (864.18) |
| 6404 | 62,146.39 |
| WARRANTS | 62,146.39 |
| 710110 | 40,238.24 |
| SALARY/REGULAR | 40,238.24 |
| 710150 | 156.00 |
| SALARY/SPECIAL PAY | 156.00 |
| 720100 | 3,009.71 |
| SOCIAL SECURITY | 3,009.71 |
| 720110 | 12,588.50 |
| EMPLOYEE INSURANCE | 12,588.50 |
| 720120 | 4,916.76 |
| RETIREMENT | 4,916.76 |
| 720140 | 394.56 |
| STATE UNEMPLOYMENT TAX | 394.56 |
| 730100 | 842.62 |
| OFFICE SUPPLIES | 842.62 |
| 6405 | 952,076.99 |
| SHERIFF RADIO | 952,076.99 |
| 710110 | 142,474.39 |
| SALARY/REGULAR | 142,474.39 |
| 710130 | 1,967.40 |
| SALARY/OVERTIME | 1,967.40 |
| 720100 | 10,858.60 |
| SOCIAL SECURITY | 10,858.60 |
| 720110 | 26,394.98 |
| EMPLOYEE INSURANCE | 26,394.98 |
| 720120 | 17,722.92 |
| RETIREMENT | 17,722.92 |
| 720140 | 1,541.31 |
| STATE UNEMPLOYMENT TAX | 1,541.31 |
| 730100 | 373.16 |
| OFFICE SUPPLIES | 373.16 |
| 730220 | 10,380.69 |
| REPLACEMENTS | 10,380.69 |
| 730250 | 7,074.02 |
| SHOP SUPPLIES | 7,074.02 |
| 730270 | 233,280.00 |
| LAW ENFORCEMENT SPECIFIC SUPPLIES | 233,280.00 |
| 740504 | 5,400.00 |
| ONLINE SERVICES | 5,400.00 |
| 740512 | 7,373.00 |
| PROFESSIONAL SERVICES | 7,373.00 |
| 740530 | 2,092.31 |
| MOBILE PHONE AND DATA | 2,092.31 |
| 740640 | 39,033.60 |

| | |
|---|------------|
| CONTRACT SERVICES | 39,033.60 |
| 740660 | 224,340.61 |
| EQUIPMENT RENTAL | 224,340.61 |
| 750400 | 221,770.00 |
| CAPITAL OUTLAY-FURNITURE FIXTURES AND EQUIPMENT | 221,770.00 |
| 6406 | 323,805.46 |
| SHERIFF RTCC | 323,805.46 |
| 710110 | 180,952.96 |
| SALARY/REGULAR | 180,952.96 |
| 710130 | 122.18 |
| SALARY/OVERTIME | 122.18 |
| 720100 | 13,389.31 |
| SOCIAL SECURITY | 13,389.31 |
| 720110 | 41,034.27 |
| EMPLOYEE INSURANCE | 41,034.27 |
| 720120 | 22,217.64 |
| RETIREMENT | 22,217.64 |
| 720140 | 1,844.38 |
| STATE UNEMPLOYMENT TAX | 1,844.38 |
| 730100 | 108.64 |
| OFFICE SUPPLIES | 108.64 |
| 730110 | 6.95 |
| POSTAGE | 6.95 |
| 740504 | 58,959.25 |
| ONLINE SERVICES | 58,959.25 |
| 740510 | 600.00 |
| PROFESSIONAL DEVELOPMENT | 600.00 |
| 740530 | 1,166.52 |
| MOBILE PHONE AND DATA | 1,166.52 |
| 740540 | 918.52 |
| TRAVEL EXPENSE | 918.52 |
| 740660 | 2,484.84 |
| EQUIPMENT RENTAL | 2,484.84 |
| 6407 | 645,441.48 |
| SHERIFF ACADEMY | 645,441.48 |
| 710110 | 242,884.78 |
| SALARY/REGULAR | 242,884.78 |
| 710130 | 6,110.18 |
| SALARY/OVERTIME | 6,110.18 |
| 720100 | 18,584.23 |
| SOCIAL SECURITY | 18,584.23 |
| 720110 | 47,883.47 |
| EMPLOYEE INSURANCE | 47,883.47 |
| 720120 | 30,551.76 |
| RETIREMENT | 30,551.76 |
| 720140 | 2,296.61 |
| STATE UNEMPLOYMENT TAX | 2,296.61 |
| 730100 | 4,703.79 |
| OFFICE SUPPLIES | 4,703.79 |
| 730130 | - |
| ESTRAY EXPENSE | - |
| 730270 | 19,147.84 |
| LAW ENFORCEMENT SPECIFIC SUPPLIES | 19,147.84 |
| 730310 | 110,578.94 |
| UNIFORMS | 110,578.94 |

| | |
|-----------------------------------|------------|
| 740110 | 450.00 |
| IT SOFTWARE MAINTENANCE | 450.00 |
| 740504 | 12,096.00 |
| ONLINE SERVICES | 12,096.00 |
| 740510 | 16,006.00 |
| PROFESSIONAL DEVELOPMENT | 16,006.00 |
| 740530 | 2,145.33 |
| MOBILE PHONE AND DATA | 2,145.33 |
| 740580 | 70.00 |
| PRINTING | 70.00 |
| 740660 | 9,222.18 |
| EQUIPMENT RENTAL | 9,222.18 |
| 740680 | 330.00 |
| MEMBERSHIP/ASSOCIATION DUES | 330.00 |
| 790100 | (554.84) |
| REIMBURSEMENTS CLEARING | (554.84) |
| 730101 | 755.91 |
| FOOD SUPPLIES | 755.91 |
| 730360 | 122,179.30 |
| ARMORY EXPENSE | 122,179.30 |
| 6408 | 548,446.50 |
| SHERIFF MAINTENANCE | 548,446.50 |
| 710110 | 187,602.95 |
| SALARY/REGULAR | 187,602.95 |
| 710130 | 2,197.43 |
| SALARY/OVERTIME | 2,197.43 |
| 720100 | 13,827.92 |
| SOCIAL SECURITY | 13,827.92 |
| 720110 | 46,098.15 |
| EMPLOYEE INSURANCE | 46,098.15 |
| 720120 | 23,288.38 |
| RETIREMENT | 23,288.38 |
| 720140 | 2,044.00 |
| STATE UNEMPLOYMENT TAX | 2,044.00 |
| 730100 | 1,012.07 |
| OFFICE SUPPLIES | 1,012.07 |
| 730200 | (585.00) |
| CRUSHED CONCRETE/REJECT | (585.00) |
| 730220 | 77,727.60 |
| REPLACEMENTS | 77,727.60 |
| 730250 | 5,964.92 |
| SHOP SUPPLIES | 5,964.92 |
| 730270 | - |
| LAW ENFORCEMENT SPECIFIC SUPPLIES | - |
| 740512 | 91,557.40 |
| PROFESSIONAL SERVICES | 91,557.40 |
| 740530 | 2,069.55 |
| MOBILE PHONE AND DATA | 2,069.55 |
| 740640 | 60,936.02 |
| CONTRACT SERVICES | 60,936.02 |
| 740660 | 5,538.83 |
| EQUIPMENT RENTAL | 5,538.83 |
| 790100 | (5.99) |
| REIMBURSEMENTS CLEARING | (5.99) |
| 740625 | 29,172.27 |

| | |
|-----------------------------|------------|
| REFUSE COLLECTION | 29,172.27 |
| 6500 | 526,160.17 |
| SHERIFF ADMINISTRATIVE | 526,160.17 |
| 710110 | 331,435.75 |
| SALARY/REGULAR | 331,435.75 |
| 710130 | 774.83 |
| SALARY/OVERTIME | 774.83 |
| 720100 | 24,994.42 |
| SOCIAL SECURITY | 24,994.42 |
| 720110 | 60,543.39 |
| EMPLOYEE INSURANCE | 60,543.39 |
| 720120 | 40,762.31 |
| RETIREMENT | 40,762.31 |
| 720140 | 2,883.24 |
| STATE UNEMPLOYMENT TAX | 2,883.24 |
| 730100 | 2,407.80 |
| OFFICE SUPPLIES | 2,407.80 |
| 730330 | - |
| IT SOFTWARE | - |
| 740110 | 21,355.82 |
| IT SOFTWARE MAINTENANCE | 21,355.82 |
| 740420 | 2,505.29 |
| COURIER SERVICE | 2,505.29 |
| 740504 | 625.00 |
| ONLINE SERVICES | 625.00 |
| 740512 | 13,633.00 |
| PROFESSIONAL SERVICES | 13,633.00 |
| 740530 | 3,695.49 |
| MOBILE PHONE AND DATA | 3,695.49 |
| 740540 | 692.49 |
| TRAVEL EXPENSE | 692.49 |
| 740570 | 600.00 |
| ADVERTISING | 600.00 |
| 740580 | 1,215.58 |
| PRINTING | 1,215.58 |
| 740660 | 11,228.76 |
| EQUIPMENT RENTAL | 11,228.76 |
| 740680 | 6,807.00 |
| MEMBERSHIP/ASSOCIATION DUES | 6,807.00 |
| 6501 | 228,329.68 |
| SHERIFF INTERNAL AFFAIRS | 228,329.68 |
| 710110 | 165,403.48 |
| SALARY/REGULAR | 165,403.48 |
| 720100 | 12,225.59 |
| SOCIAL SECURITY | 12,225.59 |
| 720110 | 21,887.38 |
| EMPLOYEE INSURANCE | 21,887.38 |
| 720120 | 20,295.02 |
| RETIREMENT | 20,295.02 |
| 720140 | 1,151.77 |
| STATE UNEMPLOYMENT TAX | 1,151.77 |
| 730100 | 781.36 |
| OFFICE SUPPLIES | 781.36 |
| 740510 | 1,076.61 |
| PROFESSIONAL DEVELOPMENT | 1,076.61 |

| | |
|------------------------|---------------|
| 740512 | 561.60 |
| PROFESSIONAL SERVICES | 561.60 |
| 740530 | 1,206.75 |
| MOBILE PHONE AND DATA | 1,206.75 |
| 740540 | 1,817.48 |
| TRAVEL EXPENSE | 1,817.48 |
| 740660 | 1,922.64 |
| EQUIPMENT RENTAL | 1,922.64 |
| 6503 | 90,602.70 |
| SHERIFF IT | 90,602.70 |
| 710110 | 41,743.26 |
| SALARY/REGULAR | 41,743.26 |
| 710130 | 976.80 |
| SALARY/OVERTIME | 976.80 |
| 720100 | 3,119.88 |
| SOCIAL SECURITY | 3,119.88 |
| 720110 | 13,543.26 |
| EMPLOYEE INSURANCE | 13,543.26 |
| 720120 | 5,241.79 |
| RETIREMENT | 5,241.79 |
| 720140 | 848.91 |
| STATE UNEMPLOYMENT TAX | 848.91 |
| 730100 | 323.35 |
| OFFICE SUPPLIES | 323.35 |
| 730320 | 6,833.78 |
| IT HARDWARE | 6,833.78 |
| 740504 | 5,909.82 |
| ONLINE SERVICES | 5,909.82 |
| 740530 | 569.85 |
| MOBILE PHONE AND DATA | 569.85 |
| 740640 | 11,492.00 |
| CONTRACT SERVICES | 11,492.00 |
| 6504 | 199,421.27 |
| SHERIFF ALARMS | 199,421.27 |
| 710110 | 130,513.96 |
| SALARY/REGULAR | 130,513.96 |
| 710130 | 1,124.26 |
| SALARY/OVERTIME | 1,124.26 |
| 710150 | 120.00 |
| SALARY/SPECIAL PAY | 120.00 |
| 720100 | 9,515.43 |
| SOCIAL SECURITY | 9,515.43 |
| 720110 | 41,066.68 |
| EMPLOYEE INSURANCE | 41,066.68 |
| 720120 | 16,028.84 |
| RETIREMENT | 16,028.84 |
| 720130 | (1,124.26) |
| WORKERS COMPENSATION | (1,124.26) |
| 720140 | 2,176.36 |
| STATE UNEMPLOYMENT TAX | 2,176.36 |
| 6601 | 11,080,574.22 |
| SHERIFF JAIL | 11,080,574.22 |
| 710110 | 4,482,237.89 |
| SALARY/REGULAR | 4,482,237.89 |
| 710130 | 114,557.51 |

| | |
|-----------------------------------|--------------|
| SALARY/OVERTIME | 114,557.51 |
| 710150 | 5,364.00 |
| SALARY/SPECIAL PAY | 5,364.00 |
| 720100 | 342,897.43 |
| SOCIAL SECURITY | 342,897.43 |
| 720110 | 1,163,666.63 |
| EMPLOYEE INSURANCE | 1,163,666.63 |
| 720120 | 564,683.10 |
| RETIREMENT | 564,683.10 |
| 720140 | 51,361.33 |
| STATE UNEMPLOYMENT TAX | 51,361.33 |
| 730100 | 16,524.81 |
| OFFICE SUPPLIES | 16,524.81 |
| 730140 | 34,128.74 |
| JANITOR SUPPLIES | 34,128.74 |
| 730220 | 2,564.96 |
| REPLACEMENTS | 2,564.96 |
| 730270 | 345.67 |
| LAW ENFORCEMENT SPECIFIC SUPPLIES | 345.67 |
| 730390 | 1,428.58 |
| MEDICAL SUPPLIES | 1,428.58 |
| 740120 | 3,592,013.46 |
| MEDICAL SERVICES | 3,592,013.46 |
| 740510 | 6,050.00 |
| PROFESSIONAL DEVELOPMENT | 6,050.00 |
| 740530 | 9,581.63 |
| MOBILE PHONE AND DATA | 9,581.63 |
| 740560 | 9,307.71 |
| TRANSPORTATION | 9,307.71 |
| 740580 | 468.37 |
| PRINTING | 468.37 |
| 740626 | 63,459.60 |
| TELEPHONE-INMATE SERVICES | 63,459.60 |
| 740660 | 31,639.42 |
| EQUIPMENT RENTAL | 31,639.42 |
| 740694 | 606,297.20 |
| FOOD SERVICE | 606,297.20 |
| 790100 | (18,003.82) |
| REIMBURSEMENTS CLEARING | (18,003.82) |
| 7100 | 1,911,588.12 |
| CONSTABLE PRECINCT 1 | 1,911,588.12 |
| 710100 | 48,435.15 |
| SALARY/OFFICIAL-DEPARTMENT HEAD | 48,435.15 |
| 710110 | 1,159,733.07 |
| SALARY/REGULAR | 1,159,733.07 |
| 710130 | 9,519.62 |
| SALARY/OVERTIME | 9,519.62 |
| 710140 | 5,776.26 |
| SALARY/CELL PHONE ALLOWANCE | 5,776.26 |
| 710150 | 4,600.00 |
| SALARY/SPECIAL PAY | 4,600.00 |
| 720100 | 91,063.40 |
| SOCIAL SECURITY | 91,063.40 |
| 720110 | 207,792.66 |
| EMPLOYEE INSURANCE | 207,792.66 |

| | |
|---|------------|
| 720120 | 150,683.58 |
| RETIREMENT | 150,683.58 |
| 720140 | 9,923.47 |
| STATE UNEMPLOYMENT TAX | 9,923.47 |
| 730100 | 5,823.14 |
| OFFICE SUPPLIES | 5,823.14 |
| 730230 | 21,596.71 |
| MARINE/AIR EXPENSE | 21,596.71 |
| 730240 | 46,811.80 |
| FUEL | 46,811.80 |
| 730260 | 2,465.66 |
| VEHICLE SUPPLIES | 2,465.66 |
| 730270 | 11,023.31 |
| LAW ENFORCEMENT SPECIFIC SUPPLIES | 11,023.31 |
| 730280 | 724.55 |
| CANINE EXPENSES | 724.55 |
| 730310 | 11,181.82 |
| UNIFORMS | 11,181.82 |
| 730390 | 63.65 |
| MEDICAL SUPPLIES | 63.65 |
| 740120 | 156.00 |
| MEDICAL SERVICES | 156.00 |
| 740140 | 32,780.67 |
| VEHICLE MAINTENANCE | 32,780.67 |
| 740210 | 850.00 |
| PSYCHOLOGICAL/PSYCHIATRIC SERVICE | 850.00 |
| 740504 | 361.20 |
| ONLINE SERVICES | 361.20 |
| 740510 | 3,339.33 |
| PROFESSIONAL DEVELOPMENT | 3,339.33 |
| 740512 | 18,755.70 |
| PROFESSIONAL SERVICES | 18,755.70 |
| 740530 | 13,778.45 |
| MOBILE PHONE AND DATA | 13,778.45 |
| 740540 | 1,672.64 |
| TRAVEL EXPENSE | 1,672.64 |
| 740580 | 995.90 |
| PRINTING | 995.90 |
| 740656 | 1.99 |
| RENT AND LEASES | 1.99 |
| 740660 | 3,070.33 |
| EQUIPMENT RENTAL | 3,070.33 |
| 740680 | 365.00 |
| MEMBERSHIP/ASSOCIATION DUES | 365.00 |
| 740740 | 56.69 |
| BANK SERVICE CHARGES | 56.69 |
| 750400 | 24,735.57 |
| CAPITAL OUTLAY-FURNITURE FIXTURES AND EQUIPMENT | 24,735.57 |
| 750600 | 25,981.30 |
| CAPITAL OUTLAY-VEHICLES | 25,981.30 |
| 790100 | (3,136.00) |
| REIMBURSEMENTS CLEARING | (3,136.00) |
| 730360 | 605.50 |
| ARMORY EXPENSE | 605.50 |
| 7200 | 754,282.30 |

| | |
|-----------------------------------|------------|
| CONSTABLE PRECINCT 2 | 754,282.30 |
| 710100 | 48,435.15 |
| SALARY/OFFICIAL-DEPARTMENT HEAD | 48,435.15 |
| 710110 | 447,068.84 |
| SALARY/REGULAR | 447,068.84 |
| 710130 | 2,764.38 |
| SALARY/OVERTIME | 2,764.38 |
| 710150 | 552.00 |
| SALARY/SPECIAL PAY | 552.00 |
| 720100 | 36,908.00 |
| SOCIAL SECURITY | 36,908.00 |
| 720110 | 87,652.59 |
| EMPLOYEE INSURANCE | 87,652.59 |
| 720120 | 61,205.33 |
| RETIREMENT | 61,205.33 |
| 720140 | 3,809.27 |
| STATE UNEMPLOYMENT TAX | 3,809.27 |
| 730100 | 6,008.00 |
| OFFICE SUPPLIES | 6,008.00 |
| 730120 | 66.30 |
| BOOK SUPPLEMENTS | 66.30 |
| 730220 | 183.05 |
| REPLACEMENTS | 183.05 |
| 730240 | 12,443.60 |
| FUEL | 12,443.60 |
| 730260 | 6,133.87 |
| VEHICLE SUPPLIES | 6,133.87 |
| 730262 | 891.78 |
| RADIO SUPPLIES | 891.78 |
| 730270 | 6,481.67 |
| LAW ENFORCEMENT SPECIFIC SUPPLIES | 6,481.67 |
| 730310 | 6,119.24 |
| UNIFORMS | 6,119.24 |
| 730320 | 489.22 |
| IT HARDWARE | 489.22 |
| 730370 | 62.92 |
| PERIODICALS | 62.92 |
| 740140 | 5,364.67 |
| VEHICLE MAINTENANCE | 5,364.67 |
| 740420 | 21.63 |
| COURIER SERVICE | 21.63 |
| 740504 | 880.00 |
| ONLINE SERVICES | 880.00 |
| 740530 | 13,461.49 |
| MOBILE PHONE AND DATA | 13,461.49 |
| 740540 | 280.50 |
| TRAVEL EXPENSE | 280.50 |
| 740580 | 210.00 |
| PRINTING | 210.00 |
| 740640 | 4,670.48 |
| CONTRACT SERVICES | 4,670.48 |
| 740660 | 135.28 |
| EQUIPMENT RENTAL | 135.28 |
| 740680 | 690.00 |
| MEMBERSHIP/ASSOCIATION DUES | 690.00 |

| | |
|---|--------------|
| 750400 | - |
| CAPITAL OUTLAY-FURNITURE FIXTURES AND EQUIPMENT | - |
| 790100 | (89.96) |
| REIMBURSEMENTS CLEARING | (89.96) |
| 730360 | 1,383.00 |
| ARMORY EXPENSE | 1,383.00 |
| 7300 | 2,282,877.12 |
| CONSTABLE PRECINCT 3 | 2,282,877.12 |
| 710100 | 48,435.15 |
| SALARY/OFFICIAL-DEPARTMENT HEAD | 48,435.15 |
| 710110 | 1,354,958.27 |
| SALARY/REGULAR | 1,354,958.27 |
| 710130 | 20,355.42 |
| SALARY/OVERTIME | 20,355.42 |
| 710150 | 7,728.00 |
| SALARY/SPECIAL PAY | 7,728.00 |
| 720100 | 106,675.92 |
| SOCIAL SECURITY | 106,675.92 |
| 720110 | 260,223.47 |
| EMPLOYEE INSURANCE | 260,223.47 |
| 720120 | 175,642.07 |
| RETIREMENT | 175,642.07 |
| 720140 | 12,444.43 |
| STATE UNEMPLOYMENT TAX | 12,444.43 |
| 730100 | 2,570.29 |
| OFFICE SUPPLIES | 2,570.29 |
| 730240 | 81,834.58 |
| FUEL | 81,834.58 |
| 730250 | 85.46 |
| SHOP SUPPLIES | 85.46 |
| 730260 | 7,947.05 |
| VEHICLE SUPPLIES | 7,947.05 |
| 730270 | 22,041.15 |
| LAW ENFORCEMENT SPECIFIC SUPPLIES | 22,041.15 |
| 730280 | 3,244.15 |
| CANINE EXPENSES | 3,244.15 |
| 730300 | 501.41 |
| COMMUNITY AWARENESS SUPPLIES | 501.41 |
| 730310 | 2,964.70 |
| UNIFORMS | 2,964.70 |
| 730320 | 2,359.54 |
| IT HARDWARE | 2,359.54 |
| 730330 | 7,036.55 |
| IT SOFTWARE | 7,036.55 |
| 740140 | 41,439.63 |
| VEHICLE MAINTENANCE | 41,439.63 |
| 740420 | 83.06 |
| COURIER SERVICE | 83.06 |
| 740504 | 825.00 |
| ONLINE SERVICES | 825.00 |
| 740510 | 4,932.50 |
| PROFESSIONAL DEVELOPMENT | 4,932.50 |
| 740530 | 23,065.01 |
| MOBILE PHONE AND DATA | 23,065.01 |
| 740540 | 3,224.85 |

| | |
|---|--------------|
| TRAVEL EXPENSE | 3,224.85 |
| 740580 | 1,337.08 |
| PRINTING | 1,337.08 |
| 740660 | 4,741.42 |
| EQUIPMENT RENTAL | 4,741.42 |
| 740680 | 1,016.00 |
| MEMBERSHIP/ASSOCIATION DUES | 1,016.00 |
| 750400 | 15,115.40 |
| CAPITAL OUTLAY-FURNITURE FIXTURES AND EQUIPMENT | 15,115.40 |
| 750600 | 70,360.00 |
| CAPITAL OUTLAY-VEHICLES | 70,360.00 |
| 790100 | (329.43) |
| REIMBURSEMENTS CLEARING | (329.43) |
| 740260 | 18.99 |
| INTEREST ON CREDIT CARDS | 18.99 |
| 7400 | 1,660,756.83 |
| CONSTABLE PRECINCT 4 | 1,660,756.83 |
| 710100 | 48,435.15 |
| SALARY/OFFICIAL-DEPARTMENT HEAD | 48,435.15 |
| 710110 | 969,694.20 |
| SALARY/REGULAR | 969,694.20 |
| 710130 | 23,807.56 |
| SALARY/OVERTIME | 23,807.56 |
| 710140 | 1,188.82 |
| SALARY/CELL PHONE ALLOWANCE | 1,188.82 |
| 710150 | 8,004.00 |
| SALARY/SPECIAL PAY | 8,004.00 |
| 720100 | 77,887.71 |
| SOCIAL SECURITY | 77,887.71 |
| 720110 | 187,943.79 |
| EMPLOYEE INSURANCE | 187,943.79 |
| 720120 | 128,974.72 |
| RETIREMENT | 128,974.72 |
| 720140 | 8,663.80 |
| STATE UNEMPLOYMENT TAX | 8,663.80 |
| 730140 | 18.64 |
| JANITOR SUPPLIES | 18.64 |
| 730220 | 1,166.14 |
| REPLACEMENTS | 1,166.14 |
| 730230 | 6,669.33 |
| MARINE/AIR EXPENSE | 6,669.33 |
| 730240 | 49,677.45 |
| FUEL | 49,677.45 |
| 730270 | 40,301.67 |
| LAW ENFORCEMENT SPECIFIC SUPPLIES | 40,301.67 |
| 730280 | 2,166.99 |
| CANINE EXPENSES | 2,166.99 |
| 730310 | 34,906.98 |
| UNIFORMS | 34,906.98 |
| 740140 | 23,718.80 |
| VEHICLE MAINTENANCE | 23,718.80 |
| 740510 | 6,711.00 |
| PROFESSIONAL DEVELOPMENT | 6,711.00 |
| 740512 | 640.00 |
| PROFESSIONAL SERVICES | 640.00 |

| | |
|---|--------------|
| 740530 | 16,572.37 |
| MOBILE PHONE AND DATA | 16,572.37 |
| 740540 | 1,140.77 |
| TRAVEL EXPENSE | 1,140.77 |
| 740580 | 764.40 |
| PRINTING | 764.40 |
| 740660 | 13,706.54 |
| EQUIPMENT RENTAL | 13,706.54 |
| 750400 | 7,996.00 |
| CAPITAL OUTLAY-FURNITURE FIXTURES AND EQUIPMENT | 7,996.00 |
| 7500 | 1,602,302.09 |
| CONSTABLE PRECINCT 5 | 1,602,302.09 |
| 710100 | 48,435.15 |
| SALARY/OFFICIAL-DEPARTMENT HEAD | 48,435.15 |
| 710110 | 1,014,556.45 |
| SALARY/REGULAR | 1,014,556.45 |
| 710130 | 1,012.03 |
| SALARY/OVERTIME | 1,012.03 |
| 710140 | 3,396.64 |
| SALARY/CELL PHONE ALLOWANCE | 3,396.64 |
| 710150 | 6,802.00 |
| SALARY/SPECIAL PAY | 6,802.00 |
| 720100 | 79,747.56 |
| SOCIAL SECURITY | 79,747.56 |
| 720110 | 197,595.35 |
| EMPLOYEE INSURANCE | 197,595.35 |
| 720120 | 131,804.65 |
| RETIREMENT | 131,804.65 |
| 720140 | 9,227.89 |
| STATE UNEMPLOYMENT TAX | 9,227.89 |
| 730100 | 803.98 |
| OFFICE SUPPLIES | 803.98 |
| 730240 | 23,566.23 |
| FUEL | 23,566.23 |
| 730250 | 937.48 |
| SHOP SUPPLIES | 937.48 |
| 730270 | 23,932.81 |
| LAW ENFORCEMENT SPECIFIC SUPPLIES | 23,932.81 |
| 730310 | 8,988.87 |
| UNIFORMS | 8,988.87 |
| 740140 | 12,251.14 |
| VEHICLE MAINTENANCE | 12,251.14 |
| 740510 | 6,753.41 |
| PROFESSIONAL DEVELOPMENT | 6,753.41 |
| 740512 | 3,379.12 |
| PROFESSIONAL SERVICES | 3,379.12 |
| 740530 | 16,208.17 |
| MOBILE PHONE AND DATA | 16,208.17 |
| 740540 | 5,879.75 |
| TRAVEL EXPENSE | 5,879.75 |
| 740580 | 333.32 |
| PRINTING | 333.32 |
| 740660 | 6,640.09 |
| EQUIPMENT RENTAL | 6,640.09 |
| 740680 | 50.00 |

| | |
|--------------------------------------|--------------|
| MEMBERSHIP/ASSOCIATION DUES | 50.00 |
| 760400 | - |
| DEPRECIATION EQUIPMENT | - |
| 8100 | 280,474.29 |
| COURT OPERATIONS | 280,474.29 |
| 710110 | 7,762.47 |
| SALARY/REGULAR | 7,762.47 |
| 710130 | 3,298.00 |
| SALARY/OVERTIME | 3,298.00 |
| 720100 | 835.79 |
| SOCIAL SECURITY | 835.79 |
| 720110 | 742.69 |
| EMPLOYEE INSURANCE | 742.69 |
| 720120 | 404.68 |
| RETIREMENT | 404.68 |
| 720140 | 145.58 |
| STATE UNEMPLOYMENT TAX | 145.58 |
| 740170 | 58,675.00 |
| PETIT JURORS | 58,675.00 |
| 740270 | 350.00 |
| APPOINTED ATTORNEY | 350.00 |
| 740512 | 566.97 |
| PROFESSIONAL SERVICES | 566.97 |
| 740524 | 90,730.18 |
| PROFESSIONAL SERVICES-INTERPRETER | 90,730.18 |
| 740540 | 1,015.38 |
| TRAVEL EXPENSE | 1,015.38 |
| 740580 | 990.00 |
| PRINTING | 990.00 |
| 740640 | 56,585.52 |
| CONTRACT SERVICES | 56,585.52 |
| 740690 | 55,342.50 |
| COURT COST | 55,342.50 |
| 740694 | 3,029.53 |
| FOOD SERVICE | 3,029.53 |
| 740964 | - |
| PREFERRED PROVIDER ORGANIZATION FEES | - |
| 8101 | 2,660,521.34 |
| INDIGENT DEFENSE- CRIMINAL | 2,660,521.34 |
| 740120 | 1,850.00 |
| MEDICAL SERVICES | 1,850.00 |
| 740270 | 2,299,478.10 |
| APPOINTED ATTORNEY | 2,299,478.10 |
| 740290 | 949.82 |
| OTHER LITIGATION-APPOINTED ATTORNEY | 949.82 |
| 740310 | 855.00 |
| APPOINTED ATTORNEY-CIVIL | 855.00 |
| 740370 | 100,612.46 |
| APPOINTED ATTORNEY-JUVENILE | 100,612.46 |
| 740460 | 73,676.35 |
| INVESTIGATOR | 73,676.35 |
| 740470 | 139,666.37 |
| EXPERT WITNESS | 139,666.37 |
| 740484 | 13,871.23 |
| COURT REPORTER TRANSCRIPT | 13,871.23 |

| | |
|-------------------------------------|------------|
| 740512 | 1,377.00 |
| PROFESSIONAL SERVICES | 1,377.00 |
| 740524 | 28,535.01 |
| PROFESSIONAL SERVICES-INTERPRETER | 28,535.01 |
| 740720 | (350.00) |
| INDIGENT INTERMENT | (350.00) |
| 8102 | 678,308.65 |
| INDIGENT DEFENSE- CIVIL | 678,308.65 |
| 740230 | 129.00 |
| LITIGATION EXPENSES | 129.00 |
| 740270 | 60,318.28 |
| APPOINTED ATTORNEY | 60,318.28 |
| 740290 | 1,276.86 |
| OTHER LITIGATION-APPOINTED ATTORNEY | 1,276.86 |
| 740310 | 616,016.08 |
| APPOINTED ATTORNEY-CIVIL | 616,016.08 |
| 740524 | 175.00 |
| PROFESSIONAL SERVICES-INTERPRETER | 175.00 |
| 740540 | 393.43 |
| TRAVEL EXPENSE | 393.43 |
| 8103 | 420,352.79 |
| OFFICE OF COURT ADMIN | 420,352.79 |
| 710100 | 44,100.57 |
| SALARY/OFFICIAL-DEPARTMENT HEAD | 44,100.57 |
| 710110 | 237,960.49 |
| SALARY/REGULAR | 237,960.49 |
| 710130 | 15,755.00 |
| SALARY/OVERTIME | 15,755.00 |
| 720100 | 20,577.72 |
| SOCIAL SECURITY | 20,577.72 |
| 720110 | 52,443.18 |
| EMPLOYEE INSURANCE | 52,443.18 |
| 720120 | 36,542.06 |
| RETIREMENT | 36,542.06 |
| 720140 | 2,279.52 |
| STATE UNEMPLOYMENT TAX | 2,279.52 |
| 730100 | 4,846.19 |
| OFFICE SUPPLIES | 4,846.19 |
| 730310 | 1,014.70 |
| UNIFORMS | 1,014.70 |
| 740510 | 65.00 |
| PROFESSIONAL DEVELOPMENT | 65.00 |
| 740530 | 1,952.94 |
| MOBILE PHONE AND DATA | 1,952.94 |
| 740540 | 63.84 |
| TRAVEL EXPENSE | 63.84 |
| 740570 | 99.50 |
| ADVERTISING | 99.50 |
| 740580 | 170.00 |
| PRINTING | 170.00 |
| 740660 | 2,332.08 |
| EQUIPMENT RENTAL | 2,332.08 |
| 740680 | 150.00 |
| MEMBERSHIP/ASSOCIATION DUES | 150.00 |
| 8210 | 200,658.26 |

| | |
|---------------------------------|------------|
| COUNTY COURT AT LAW 1 | 200,658.26 |
| 710100 | 67,723.13 |
| SALARY/OFFICIAL-DEPARTMENT HEAD | 67,723.13 |
| 710110 | 83,539.00 |
| SALARY/REGULAR | 83,539.00 |
| 720100 | 7,992.59 |
| SOCIAL SECURITY | 7,992.59 |
| 720110 | 18,102.10 |
| EMPLOYEE INSURANCE | 18,102.10 |
| 720120 | 18,559.75 |
| RETIREMENT | 18,559.75 |
| 720140 | 641.56 |
| STATE UNEMPLOYMENT TAX | 641.56 |
| 730100 | 473.64 |
| OFFICE SUPPLIES | 473.64 |
| 740530 | 113.97 |
| MOBILE PHONE AND DATA | 113.97 |
| 740580 | 67.08 |
| PRINTING | 67.08 |
| 740640 | 749.88 |
| CONTRACT SERVICES | 749.88 |
| 740660 | 2,695.56 |
| EQUIPMENT RENTAL | 2,695.56 |
| 8220 | 320,538.39 |
| COUNTY COURT AT LAW 2 | 320,538.39 |
| 710100 | 65,461.50 |
| SALARY/OFFICIAL-DEPARTMENT HEAD | 65,461.50 |
| 710110 | 171,438.08 |
| SALARY/REGULAR | 171,438.08 |
| 720100 | 14,973.95 |
| SOCIAL SECURITY | 14,973.95 |
| 720110 | 33,511.76 |
| EMPLOYEE INSURANCE | 33,511.76 |
| 720120 | 29,067.46 |
| RETIREMENT | 29,067.46 |
| 720140 | 1,448.65 |
| STATE UNEMPLOYMENT TAX | 1,448.65 |
| 730100 | 1,531.68 |
| OFFICE SUPPLIES | 1,531.68 |
| 740510 | 295.00 |
| PROFESSIONAL DEVELOPMENT | 295.00 |
| 740512 | 459.00 |
| PROFESSIONAL SERVICES | 459.00 |
| 740530 | 66.60 |
| MOBILE PHONE AND DATA | 66.60 |
| 740640 | 15.00 |
| CONTRACT SERVICES | 15.00 |
| 740660 | 2,058.84 |
| EQUIPMENT RENTAL | 2,058.84 |
| 740694 | 199.87 |
| FOOD SERVICE | 199.87 |
| 730101 | 1.99 |
| FOOD SUPPLIES | 1.99 |
| 740260 | 9.01 |
| INTEREST ON CREDIT CARDS | 9.01 |

| | |
|---------------------------------|------------|
| 8230 | 309,380.06 |
| COUNTY COURT AT LAW 3 | 309,380.06 |
| 710100 | 67,723.13 |
| SALARY/OFFICIAL-DEPARTMENT HEAD | 67,723.13 |
| 710110 | 166,200.54 |
| SALARY/REGULAR | 166,200.54 |
| 720100 | 13,853.96 |
| SOCIAL SECURITY | 13,853.96 |
| 720110 | 27,221.40 |
| EMPLOYEE INSURANCE | 27,221.40 |
| 720120 | 28,702.39 |
| RETIREMENT | 28,702.39 |
| 720140 | 1,080.56 |
| STATE UNEMPLOYMENT TAX | 1,080.56 |
| 730100 | 572.82 |
| OFFICE SUPPLIES | 572.82 |
| 740530 | 227.94 |
| MOBILE PHONE AND DATA | 227.94 |
| 740640 | 30.00 |
| CONTRACT SERVICES | 30.00 |
| 740660 | 3,772.32 |
| EQUIPMENT RENTAL | 3,772.32 |
| 790100 | (5.00) |
| REIMBURSEMENTS CLEARING | (5.00) |
| 8240 | 202,200.34 |
| COUNTY COURT AT LAW 4 | 202,200.34 |
| 710100 | 67,723.13 |
| SALARY/OFFICIAL-DEPARTMENT HEAD | 67,723.13 |
| 710110 | 84,314.15 |
| SALARY/REGULAR | 84,314.15 |
| 710130 | 9.18 |
| SALARY/OVERTIME | 9.18 |
| 720100 | 8,114.66 |
| SOCIAL SECURITY | 8,114.66 |
| 720110 | 17,574.18 |
| EMPLOYEE INSURANCE | 17,574.18 |
| 720120 | 18,656.03 |
| RETIREMENT | 18,656.03 |
| 720140 | 629.96 |
| STATE UNEMPLOYMENT TAX | 629.96 |
| 740510 | 65.00 |
| PROFESSIONAL DEVELOPMENT | 65.00 |
| 740640 | 2,037.07 |
| CONTRACT SERVICES | 2,037.07 |
| 740660 | 2,919.48 |
| EQUIPMENT RENTAL | 2,919.48 |
| 740694 | 295.08 |
| FOOD SERVICE | 295.08 |
| 790100 | (150.00) |
| REIMBURSEMENTS CLEARING | (150.00) |
| 740260 | 12.42 |
| INTEREST ON CREDIT CARDS | 12.42 |
| 8250 | 186,239.34 |
| COUNTY COURT AT LAW 5 | 186,239.34 |
| 710100 | 67,723.13 |

| | |
|---------------------------------|------------|
| SALARY/OFFICIAL-DEPARTMENT HEAD | 67,723.13 |
| 710110 | 72,789.74 |
| SALARY/REGULAR | 72,789.74 |
| 720100 | 7,822.23 |
| SOCIAL SECURITY | 7,822.23 |
| 720110 | 18,102.10 |
| EMPLOYEE INSURANCE | 18,102.10 |
| 720120 | 17,240.84 |
| RETIREMENT | 17,240.84 |
| 720140 | 639.45 |
| STATE UNEMPLOYMENT TAX | 639.45 |
| 730100 | 772.41 |
| OFFICE SUPPLIES | 772.41 |
| 730380 | 629.99 |
| AUDIO/VISUAL SUPPLIES | 629.99 |
| 740640 | 519.45 |
| CONTRACT SERVICES | 519.45 |
| 8310 | 124,106.44 |
| 9TH DISTRICT COURT | 124,106.44 |
| 710100 | 5,416.65 |
| SALARY/OFFICIAL-DEPARTMENT HEAD | 5,416.65 |
| 710110 | 78,959.83 |
| SALARY/REGULAR | 78,959.83 |
| 710140 | 339.66 |
| SALARY/CELL PHONE ALLOWANCE | 339.66 |
| 720100 | 6,274.64 |
| SOCIAL SECURITY | 6,274.64 |
| 720110 | 17,334.83 |
| EMPLOYEE INSURANCE | 17,334.83 |
| 720120 | 10,288.28 |
| RETIREMENT | 10,288.28 |
| 720140 | 652.89 |
| STATE UNEMPLOYMENT TAX | 652.89 |
| 730100 | 302.94 |
| OFFICE SUPPLIES | 302.94 |
| 740640 | - |
| CONTRACT SERVICES | - |
| 740660 | 4,536.72 |
| EQUIPMENT RENTAL | 4,536.72 |
| 8320 | 129,824.68 |
| 221ST DISTRICT COURT | 129,824.68 |
| 710100 | 5,416.65 |
| SALARY/OFFICIAL-DEPARTMENT HEAD | 5,416.65 |
| 710110 | 82,154.16 |
| SALARY/REGULAR | 82,154.16 |
| 720100 | 6,536.12 |
| SOCIAL SECURITY | 6,536.12 |
| 720110 | 17,334.83 |
| EMPLOYEE INSURANCE | 17,334.83 |
| 720120 | 10,638.61 |
| RETIREMENT | 10,638.61 |
| 720140 | 655.09 |
| STATE UNEMPLOYMENT TAX | 655.09 |
| 730100 | 1,210.79 |
| OFFICE SUPPLIES | 1,210.79 |

| | |
|---------------------------------|------------|
| 740540 | 356.35 |
| TRAVEL EXPENSE | 356.35 |
| 740640 | 5,404.14 |
| CONTRACT SERVICES | 5,404.14 |
| 740694 | 117.94 |
| FOOD SERVICE | 117.94 |
| 8330 | 200,848.04 |
| 284TH DISTRICT COURT | 200,848.04 |
| 710100 | 5,416.65 |
| SALARY/OFFICIAL-DEPARTMENT HEAD | 5,416.65 |
| 710110 | 130,587.17 |
| SALARY/REGULAR | 130,587.17 |
| 720100 | 12,172.39 |
| SOCIAL SECURITY | 12,172.39 |
| 720110 | 26,971.72 |
| EMPLOYEE INSURANCE | 26,971.72 |
| 720120 | 19,901.56 |
| RETIREMENT | 19,901.56 |
| 720140 | 1,089.85 |
| STATE UNEMPLOYMENT TAX | 1,089.85 |
| 730100 | 1,775.06 |
| OFFICE SUPPLIES | 1,775.06 |
| 740510 | 150.00 |
| PROFESSIONAL DEVELOPMENT | 150.00 |
| 740640 | 2,783.64 |
| CONTRACT SERVICES | 2,783.64 |
| 8340 | 143,402.77 |
| 359TH DISTRICT COURT | 143,402.77 |
| 710100 | 5,416.65 |
| SALARY/OFFICIAL-DEPARTMENT HEAD | 5,416.65 |
| 710110 | 93,354.22 |
| SALARY/REGULAR | 93,354.22 |
| 720100 | 7,282.26 |
| SOCIAL SECURITY | 7,282.26 |
| 720110 | 17,335.76 |
| EMPLOYEE INSURANCE | 17,335.76 |
| 720120 | 12,012.88 |
| RETIREMENT | 12,012.88 |
| 720140 | 774.70 |
| STATE UNEMPLOYMENT TAX | 774.70 |
| 740484 | 853.00 |
| COURT REPORTER TRANSCRIPT | 853.00 |
| 740510 | 65.00 |
| PROFESSIONAL DEVELOPMENT | 65.00 |
| 740512 | 21.40 |
| PROFESSIONAL SERVICES | 21.40 |
| 740530 | 542.50 |
| MOBILE PHONE AND DATA | 542.50 |
| 740640 | 637.65 |
| CONTRACT SERVICES | 637.65 |
| 740656 | 4,845.72 |
| RENT AND LEASES | 4,845.72 |
| 740660 | 89.85 |
| EQUIPMENT RENTAL | 89.85 |
| 740680 | 150.00 |

| | |
|---------------------------------|------------|
| MEMBERSHIP/ASSOCIATION DUES | 150.00 |
| 740260 | 1.18 |
| INTEREST ON CREDIT CARDS | 1.18 |
| 740250 | 20.00 |
| PENALTY/LATE CHARGE | 20.00 |
| 8350 | 234,666.76 |
| 410th DISTRICT COURT | 234,666.76 |
| 710100 | 5,416.65 |
| SALARY/OFFICIAL-DEPARTMENT HEAD | 5,416.65 |
| 710110 | 159,456.70 |
| SALARY/REGULAR | 159,456.70 |
| 720100 | 12,179.13 |
| SOCIAL SECURITY | 12,179.13 |
| 720110 | 26,454.13 |
| EMPLOYEE INSURANCE | 26,454.13 |
| 720120 | 20,123.63 |
| RETIREMENT | 20,123.63 |
| 720140 | 1,070.13 |
| STATE UNEMPLOYMENT TAX | 1,070.13 |
| 730100 | 5,695.73 |
| OFFICE SUPPLIES | 5,695.73 |
| 740510 | 65.00 |
| PROFESSIONAL DEVELOPMENT | 65.00 |
| 740540 | 708.90 |
| TRAVEL EXPENSE | 708.90 |
| 740640 | 601.98 |
| CONTRACT SERVICES | 601.98 |
| 740656 | 2,874.88 |
| RENT AND LEASES | 2,874.88 |
| 740660 | 19.90 |
| EQUIPMENT RENTAL | 19.90 |
| 8360 | 239,260.09 |
| 418TH DISTRICT COURT | 239,260.09 |
| 710100 | 5,416.65 |
| SALARY/OFFICIAL-DEPARTMENT HEAD | 5,416.65 |
| 710110 | 161,334.14 |
| SALARY/REGULAR | 161,334.14 |
| 720100 | 12,420.32 |
| SOCIAL SECURITY | 12,420.32 |
| 720110 | 27,469.50 |
| EMPLOYEE INSURANCE | 27,469.50 |
| 720120 | 20,354.00 |
| RETIREMENT | 20,354.00 |
| 720140 | 1,064.80 |
| STATE UNEMPLOYMENT TAX | 1,064.80 |
| 730100 | 6,846.23 |
| OFFICE SUPPLIES | 6,846.23 |
| 740512 | 2,670.80 |
| PROFESSIONAL SERVICES | 2,670.80 |
| 740530 | 77.70 |
| MOBILE PHONE AND DATA | 77.70 |
| 740640 | 3.98 |
| CONTRACT SERVICES | 3.98 |
| 740656 | 1,357.48 |
| RENT AND LEASES | 1,357.48 |

| | |
|---------------------------------|------------|
| 740680 | 28.40 |
| MEMBERSHIP/ASSOCIATION DUES | 28.40 |
| 740694 | 120.14 |
| FOOD SERVICE | 120.14 |
| 730101 | 67.81 |
| FOOD SUPPLIES | 67.81 |
| 740260 | 28.14 |
| INTEREST ON CREDIT CARDS | 28.14 |
| 8370 | 125,989.16 |
| 435TH DISTRICT COURT | 125,989.16 |
| 710100 | 5,416.65 |
| SALARY/OFFICIAL-DEPARTMENT HEAD | 5,416.65 |
| 710110 | 81,862.53 |
| SALARY/REGULAR | 81,862.53 |
| 720100 | 6,468.07 |
| SOCIAL SECURITY | 6,468.07 |
| 720110 | 14,301.91 |
| EMPLOYEE INSURANCE | 14,301.91 |
| 720120 | 10,602.80 |
| RETIREMENT | 10,602.80 |
| 720140 | 756.97 |
| STATE UNEMPLOYMENT TAX | 756.97 |
| 730100 | 164.37 |
| OFFICE SUPPLIES | 164.37 |
| 740484 | 279.00 |
| COURT REPORTER TRANSCRIPT | 279.00 |
| 740530 | 113.97 |
| MOBILE PHONE AND DATA | 113.97 |
| 740640 | 787.99 |
| CONTRACT SERVICES | 787.99 |
| 740656 | 5,101.20 |
| RENT AND LEASES | 5,101.20 |
| 740694 | 133.70 |
| FOOD SERVICE | 133.70 |
| 8401 | 173,663.41 |
| DRUG COURT | 173,663.41 |
| 710100 | 26,819.39 |
| SALARY/OFFICIAL-DEPARTMENT HEAD | 26,819.39 |
| 710110 | 35,718.08 |
| SALARY/REGULAR | 35,718.08 |
| 720100 | 4,631.71 |
| SOCIAL SECURITY | 4,631.71 |
| 720110 | 13,678.95 |
| EMPLOYEE INSURANCE | 13,678.95 |
| 720120 | 7,673.35 |
| RETIREMENT | 7,673.35 |
| 720140 | 622.52 |
| STATE UNEMPLOYMENT TAX | 622.52 |
| 730100 | 3,588.49 |
| OFFICE SUPPLIES | 3,588.49 |
| 740110 | 2,591.99 |
| IT SOFTWARE MAINTENANCE | 2,591.99 |
| 740512 | 38,029.00 |
| PROFESSIONAL SERVICES | 38,029.00 |
| 740516 | 40,307.94 |

| | |
|----------------------------------|------------|
| PROFESSIONAL SERVICES-URINALYSIS | 40,307.94 |
| 740660 | 1.99 |
| EQUIPMENT RENTAL | 1.99 |
| 8402 | 134,885.05 |
| DRUG COURT-DWI COURT | 134,885.05 |
| 710110 | 17,870.08 |
| SALARY/REGULAR | 17,870.08 |
| 720100 | 1,360.47 |
| SOCIAL SECURITY | 1,360.47 |
| 720110 | 4,559.65 |
| EMPLOYEE INSURANCE | 4,559.65 |
| 720120 | 2,192.64 |
| RETIREMENT | 2,192.64 |
| 720140 | 197.16 |
| STATE UNEMPLOYMENT TAX | 197.16 |
| 730100 | 148.39 |
| OFFICE SUPPLIES | 148.39 |
| 740512 | 54,439.00 |
| PROFESSIONAL SERVICES | 54,439.00 |
| 740516 | 52,881.90 |
| PROFESSIONAL SERVICES-URINALYSIS | 52,881.90 |
| 740660 | 1,235.76 |
| EQUIPMENT RENTAL | 1,235.76 |
| 8403 | 110,625.02 |
| MENTAL HEALTH COURT SERVICE | 110,625.02 |
| 710110 | 70,992.96 |
| SALARY/REGULAR | 70,992.96 |
| 720100 | 5,192.91 |
| SOCIAL SECURITY | 5,192.91 |
| 720110 | 16,428.94 |
| EMPLOYEE INSURANCE | 16,428.94 |
| 720120 | 8,710.82 |
| RETIREMENT | 8,710.82 |
| 720140 | 759.96 |
| STATE UNEMPLOYMENT TAX | 759.96 |
| 730100 | 1,448.81 |
| OFFICE SUPPLIES | 1,448.81 |
| 730320 | 1,861.50 |
| IT HARDWARE | 1,861.50 |
| 730330 | 149.90 |
| IT SOFTWARE | 149.90 |
| 740540 | 1,215.14 |
| TRAVEL EXPENSE | 1,215.14 |
| 740660 | 3,864.08 |
| EQUIPMENT RENTAL | 3,864.08 |
| 8510 | 334,561.11 |
| JUSTICE OF PEACE PRECINCT 1 | 334,561.11 |
| 710100 | 47,161.87 |
| SALARY/OFFICIAL-DEPARTMENT HEAD | 47,161.87 |
| 710110 | 164,492.71 |
| SALARY/REGULAR | 164,492.71 |
| 720100 | 15,742.88 |
| SOCIAL SECURITY | 15,742.88 |
| 720110 | 36,477.20 |
| EMPLOYEE INSURANCE | 36,477.20 |

| | |
|---------------------------------|------------|
| 720120 | 25,970.05 |
| RETIREMENT | 25,970.05 |
| 720140 | 2,054.51 |
| STATE UNEMPLOYMENT TAX | 2,054.51 |
| 730100 | 3,051.94 |
| OFFICE SUPPLIES | 3,051.94 |
| 740140 | 689.38 |
| VEHICLE MAINTENANCE | 689.38 |
| 740510 | 280.00 |
| PROFESSIONAL DEVELOPMENT | 280.00 |
| 740512 | 3,965.25 |
| PROFESSIONAL SERVICES | 3,965.25 |
| 740540 | 102.08 |
| TRAVEL EXPENSE | 102.08 |
| 740580 | 520.00 |
| PRINTING | 520.00 |
| 740640 | 1,174.75 |
| CONTRACT SERVICES | 1,174.75 |
| 740644 | 26,632.89 |
| COLLECTION SERVICES | 26,632.89 |
| 740660 | 6,040.60 |
| EQUIPMENT RENTAL | 6,040.60 |
| 740680 | 205.00 |
| MEMBERSHIP/ASSOCIATION DUES | 205.00 |
| 8520 | 244,104.73 |
| JUSTICE OF PEACE PRECINCT 2 | 244,104.73 |
| 710100 | 47,161.87 |
| SALARY/OFFICIAL-DEPARTMENT HEAD | 47,161.87 |
| 710110 | 91,668.15 |
| SALARY/REGULAR | 91,668.15 |
| 720100 | 10,364.49 |
| SOCIAL SECURITY | 10,364.49 |
| 720110 | 26,833.85 |
| EMPLOYEE INSURANCE | 26,833.85 |
| 720120 | 17,034.59 |
| RETIREMENT | 17,034.59 |
| 720140 | 1,061.12 |
| STATE UNEMPLOYMENT TAX | 1,061.12 |
| 730100 | 1,407.10 |
| OFFICE SUPPLIES | 1,407.10 |
| 740510 | 50.00 |
| PROFESSIONAL DEVELOPMENT | 50.00 |
| 740530 | 745.92 |
| MOBILE PHONE AND DATA | 745.92 |
| 740560 | 425.00 |
| TRANSPORTATION | 425.00 |
| 740640 | 137.43 |
| CONTRACT SERVICES | 137.43 |
| 740644 | 43,518.25 |
| COLLECTION SERVICES | 43,518.25 |
| 740656 | 3,083.64 |
| RENT AND LEASES | 3,083.64 |
| 740660 | 7.96 |
| EQUIPMENT RENTAL | 7.96 |
| 740680 | 605.00 |

| | |
|---------------------------------|------------|
| MEMBERSHIP/ASSOCIATION DUES | 605.00 |
| 740740 | 0.36 |
| BANK SERVICE CHARGES | 0.36 |
| 8530 | 450,113.61 |
| JUSTICE OF PEACE PRECINCT 3 | 450,113.61 |
| 710100 | 47,161.87 |
| SALARY/OFFICIAL-DEPARTMENT HEAD | 47,161.87 |
| 710110 | 249,915.27 |
| SALARY/REGULAR | 249,915.27 |
| 710120 | - |
| SALARY/OTHER | - |
| 710130 | 6,902.09 |
| SALARY/OVERTIME | 6,902.09 |
| 710140 | 169.83 |
| SALARY/CELL PHONE ALLOWANCE | 169.83 |
| 720100 | 22,542.72 |
| SOCIAL SECURITY | 22,542.72 |
| 720110 | 72,173.80 |
| EMPLOYEE INSURANCE | 72,173.80 |
| 720120 | 37,407.36 |
| RETIREMENT | 37,407.36 |
| 720140 | 3,140.46 |
| STATE UNEMPLOYMENT TAX | 3,140.46 |
| 730100 | 2,758.95 |
| OFFICE SUPPLIES | 2,758.95 |
| 740140 | 149.04 |
| VEHICLE MAINTENANCE | 149.04 |
| 740510 | 900.00 |
| PROFESSIONAL DEVELOPMENT | 900.00 |
| 740512 | 300.00 |
| PROFESSIONAL SERVICES | 300.00 |
| 740540 | 40.00 |
| TRAVEL EXPENSE | 40.00 |
| 740580 | 781.00 |
| PRINTING | 781.00 |
| 740660 | 5,711.22 |
| EQUIPMENT RENTAL | 5,711.22 |
| 740680 | 60.00 |
| MEMBERSHIP/ASSOCIATION DUES | 60.00 |
| 8540 | 357,449.50 |
| JUSTICE OF PEACE PRECINCT 4 | 357,449.50 |
| 710100 | 47,161.87 |
| SALARY/OFFICIAL-DEPARTMENT HEAD | 47,161.87 |
| 710110 | 171,864.71 |
| SALARY/REGULAR | 171,864.71 |
| 710140 | - |
| SALARY/CELL PHONE ALLOWANCE | - |
| 720100 | 16,233.28 |
| SOCIAL SECURITY | 16,233.28 |
| 720110 | 53,158.74 |
| EMPLOYEE INSURANCE | 53,158.74 |
| 720120 | 26,874.51 |
| RETIREMENT | 26,874.51 |
| 720140 | 2,157.94 |
| STATE UNEMPLOYMENT TAX | 2,157.94 |

| | |
|---------------------------------|------------|
| 730100 | 3,066.10 |
| OFFICE SUPPLIES | 3,066.10 |
| 740510 | 100.00 |
| PROFESSIONAL DEVELOPMENT | 100.00 |
| 740530 | 252.60 |
| MOBILE PHONE AND DATA | 252.60 |
| 740560 | 1,490.00 |
| TRANSPORTATION | 1,490.00 |
| 740580 | 831.00 |
| PRINTING | 831.00 |
| 740640 | 361.45 |
| CONTRACT SERVICES | 361.45 |
| 740644 | 28,774.54 |
| COLLECTION SERVICES | 28,774.54 |
| 740660 | 5,087.76 |
| EQUIPMENT RENTAL | 5,087.76 |
| 740680 | 35.00 |
| MEMBERSHIP/ASSOCIATION DUES | 35.00 |
| 8550 | 251,386.20 |
| JUSTICE OF PEACE PRECINCT 5 | 251,386.20 |
| 710100 | 47,161.87 |
| SALARY/OFFICIAL-DEPARTMENT HEAD | 47,161.87 |
| 710110 | 94,660.96 |
| SALARY/REGULAR | 94,660.96 |
| 720100 | 10,336.56 |
| SOCIAL SECURITY | 10,336.56 |
| 720110 | 27,357.90 |
| EMPLOYEE INSURANCE | 27,357.90 |
| 720120 | 17,401.63 |
| RETIREMENT | 17,401.63 |
| 720140 | 985.32 |
| STATE UNEMPLOYMENT TAX | 985.32 |
| 730100 | 4,888.45 |
| OFFICE SUPPLIES | 4,888.45 |
| 730110 | 1,320.00 |
| POSTAGE | 1,320.00 |
| 730320 | 19.05 |
| IT HARDWARE | 19.05 |
| 740510 | 50.00 |
| PROFESSIONAL DEVELOPMENT | 50.00 |
| 740530 | 840.16 |
| MOBILE PHONE AND DATA | 840.16 |
| 740640 | 4,204.65 |
| CONTRACT SERVICES | 4,204.65 |
| 740644 | 39,205.03 |
| COLLECTION SERVICES | 39,205.03 |
| 740660 | 2,824.62 |
| EQUIPMENT RENTAL | 2,824.62 |
| 740680 | 130.00 |
| MEMBERSHIP/ASSOCIATION DUES | 130.00 |
| 6502 | 221,193.00 |
| SHERIFF FINANCE | 221,193.00 |
| 710110 | 132,819.47 |
| SALARY/REGULAR | 132,819.47 |
| 710130 | 1,983.91 |

| | |
|---------------------------------|------------|
| SALARY/OVERTIME | 1,983.91 |
| 720100 | 9,887.69 |
| SOCIAL SECURITY | 9,887.69 |
| 720110 | 27,489.72 |
| EMPLOYEE INSURANCE | 27,489.72 |
| 720120 | 16,540.52 |
| RETIREMENT | 16,540.52 |
| 720140 | 985.27 |
| STATE UNEMPLOYMENT TAX | 985.27 |
| 730100 | 1,979.94 |
| OFFICE SUPPLIES | 1,979.94 |
| 730320 | 13,665.20 |
| IT HARDWARE | 13,665.20 |
| 730330 | 338.99 |
| IT SOFTWARE | 338.99 |
| 740110 | 8,191.59 |
| IT SOFTWARE MAINTENANCE | 8,191.59 |
| 740530 | 570.46 |
| MOBILE PHONE AND DATA | 570.46 |
| 740580 | 149.46 |
| PRINTING | 149.46 |
| 740660 | 6,590.78 |
| EQUIPMENT RENTAL | 6,590.78 |
| 5703 | - |
| 242 OPERATIONS | - |
| 740644 | - |
| COLLECTION SERVICES | - |
| 3212 | (0.00) |
| PAYROLL PASS-THRU | (0.00) |
| 710110 | (0.00) |
| SALARY/REGULAR | (0.00) |
| 8380 | 192,809.54 |
| 457TH DISTRICT COURT | 192,809.54 |
| 710100 | 4,549.99 |
| SALARY/OFFICIAL-DEPARTMENT HEAD | 4,549.99 |
| 710110 | 133,238.26 |
| SALARY/REGULAR | 133,238.26 |
| 720100 | 10,237.79 |
| SOCIAL SECURITY | 10,237.79 |
| 720110 | 23,621.08 |
| EMPLOYEE INSURANCE | 23,621.08 |
| 720120 | 16,906.48 |
| RETIREMENT | 16,906.48 |
| 720140 | 1,059.42 |
| STATE UNEMPLOYMENT TAX | 1,059.42 |
| 730100 | 935.94 |
| OFFICE SUPPLIES | 935.94 |
| 740510 | 65.00 |
| PROFESSIONAL DEVELOPMENT | 65.00 |
| 740660 | 2,029.30 |
| EQUIPMENT RENTAL | 2,029.30 |
| 740694 | 166.28 |
| FOOD SERVICE | 166.28 |
| 6108 | 83,607.68 |
| SHERIFF RANGE | 83,607.68 |

| | |
|-----------------------------------|-----------|
| 740510 | 800.00 |
| PROFESSIONAL DEVELOPMENT | 800.00 |
| 730360 | 82,807.68 |
| ARMORY EXPENSE | 82,807.68 |
| 6106 | 32,283.41 |
| SHERIFF K9 | 32,283.41 |
| 730270 | 1,277.32 |
| LAW ENFORCEMENT SPECIFIC SUPPLIES | 1,277.32 |
| 730280 | 18,004.38 |
| CANINE EXPENSES | 18,004.38 |
| 740110 | 600.00 |
| IT SOFTWARE MAINTENANCE | 600.00 |
| 740510 | 1,840.00 |
| PROFESSIONAL DEVELOPMENT | 1,840.00 |
| 740530 | 2,669.75 |
| MOBILE PHONE AND DATA | 2,669.75 |
| 740540 | 7,426.45 |
| TRAVEL EXPENSE | 7,426.45 |
| 740580 | 165.51 |
| PRINTING | 165.51 |
| 740640 | 300.00 |
| CONTRACT SERVICES | 300.00 |
| 6102 | 36,118.95 |
| SHERIFF SWAT | 36,118.95 |
| 730270 | 11,484.47 |
| LAW ENFORCEMENT SPECIFIC SUPPLIES | 11,484.47 |
| 740510 | 10,000.00 |
| PROFESSIONAL DEVELOPMENT | 10,000.00 |
| 740530 | 6,615.12 |
| MOBILE PHONE AND DATA | 6,615.12 |
| 740540 | 4,588.20 |
| TRAVEL EXPENSE | 4,588.20 |
| 740660 | 2,618.16 |
| EQUIPMENT RENTAL | 2,618.16 |
| 730360 | 813.00 |
| ARMORY EXPENSE | 813.00 |
| 6105 | 5,040.91 |
| SHERIFF TACTICAL AIR | 5,040.91 |
| 730240 | 374.39 |
| FUEL | 374.39 |
| 740530 | 1,166.52 |
| MOBILE PHONE AND DATA | 1,166.52 |
| 740656 | 3,500.00 |
| RENT AND LEASES | 3,500.00 |
| 6109 | 9,384.65 |
| SHERIFF GANGS | 9,384.65 |
| 740510 | 1,300.00 |
| PROFESSIONAL DEVELOPMENT | 1,300.00 |
| 740530 | 2,427.79 |
| MOBILE PHONE AND DATA | 2,427.79 |
| 740540 | 3,116.70 |
| TRAVEL EXPENSE | 3,116.70 |
| 740660 | 2,540.16 |
| EQUIPMENT RENTAL | 2,540.16 |
| 6103 | 2,525.77 |

| | |
|-----------------------------------|---------------|
| SHERIFF CRISIS NEGOTIATION TEAM | 2,525.77 |
| 730270 | 626.47 |
| LAW ENFORCEMENT SPECIFIC SUPPLIES | 626.47 |
| 740530 | 1,899.30 |
| MOBILE PHONE AND DATA | 1,899.30 |
| 6409 | 215,953.33 |
| RECORDS AND REPORTING | 215,953.33 |
| 710110 | 128,698.57 |
| SALARY/REGULAR | 128,698.57 |
| 710130 | 3,513.30 |
| SALARY/OVERTIME | 3,513.30 |
| 720100 | 9,788.10 |
| SOCIAL SECURITY | 9,788.10 |
| 720110 | 37,623.75 |
| EMPLOYEE INSURANCE | 37,623.75 |
| 720120 | 16,400.03 |
| RETIREMENT | 16,400.03 |
| 720130 | 1,124.26 |
| WORKERS COMPENSATION | 1,124.26 |
| 720140 | 1,176.74 |
| STATE UNEMPLOYMENT TAX | 1,176.74 |
| 730100 | 4,057.76 |
| OFFICE SUPPLIES | 4,057.76 |
| 740524 | 2,090.00 |
| PROFESSIONAL SERVICES-INTERPRETER | 2,090.00 |
| 740530 | 724.05 |
| MOBILE PHONE AND DATA | 724.05 |
| 740580 | 203.01 |
| PRINTING | 203.01 |
| 740660 | 10,553.76 |
| EQUIPMENT RENTAL | 10,553.76 |
| 6107 | 4,588.17 |
| SHERIFF HONOR GUARD | 4,588.17 |
| 730270 | 4,588.17 |
| LAW ENFORCEMENT SPECIFIC SUPPLIES | 4,588.17 |
| 200 | 15,316,558.04 |
| ROAD AND BRIDGE | 15,316,558.04 |
| 2600 | 494,624.88 |
| INFORMATION TECHNOLOGY | 494,624.88 |
| 710100 | 46,152.90 |
| SALARY/OFFICIAL-DEPARTMENT HEAD | 46,152.90 |
| 710110 | 259,945.79 |
| SALARY/REGULAR | 259,945.79 |
| 710120 | - |
| SALARY/OTHER | - |
| 710130 | 3,099.95 |
| SALARY/OVERTIME | 3,099.95 |
| 710140 | 2,462.66 |
| SALARY/CELL PHONE ALLOWANCE | 2,462.66 |
| 720100 | 23,349.19 |
| SOCIAL SECURITY | 23,349.19 |
| 720110 | 68,392.17 |
| EMPLOYEE INSURANCE | 68,392.17 |
| 720120 | 38,459.97 |
| RETIREMENT | 38,459.97 |

| | |
|-----------------------------|-----------|
| 720140 | 3,007.33 |
| STATE UNEMPLOYMENT TAX | 3,007.33 |
| 730100 | 2,501.57 |
| OFFICE SUPPLIES | 2,501.57 |
| 730250 | 8,264.16 |
| SHOP SUPPLIES | 8,264.16 |
| 740510 | 1,276.94 |
| PROFESSIONAL DEVELOPMENT | 1,276.94 |
| 740512 | 7,084.00 |
| PROFESSIONAL SERVICES | 7,084.00 |
| 740650 | 30,628.25 |
| SIGN AND SIGNAL MAINTENANCE | 30,628.25 |
| 4700 | 5,827.00 |
| PARKS | 5,827.00 |
| 710110 | - |
| SALARY/REGULAR | - |
| 710120 | - |
| SALARY/OTHER | - |
| 710130 | - |
| SALARY/OVERTIME | - |
| 710140 | - |
| SALARY/CELL PHONE ALLOWANCE | - |
| 720100 | - |
| SOCIAL SECURITY | - |
| 720110 | - |
| EMPLOYEE INSURANCE | - |
| 720120 | - |
| RETIREMENT | - |
| 720140 | - |
| STATE UNEMPLOYMENT TAX | - |
| 730100 | 510.62 |
| OFFICE SUPPLIES | 510.62 |
| 730140 | 1,536.56 |
| JANITOR SUPPLIES | 1,536.56 |
| 730190 | 199.50 |
| ROAD MATERIALS | 199.50 |
| 730220 | 256.30 |
| REPLACEMENTS | 256.30 |
| 730250 | 187.87 |
| SHOP SUPPLIES | 187.87 |
| 730260 | (49.40) |
| VEHICLE SUPPLIES | (49.40) |
| 730310 | 618.90 |
| UNIFORMS | 618.90 |
| 730350 | - |
| AGRICULTURE SUPPLIES | - |
| 740120 | - |
| MEDICAL SERVICES | - |
| 740140 | 1,600.00 |
| VEHICLE MAINTENANCE | 1,600.00 |
| 740150 | - |
| LANDSCAPE MAINTENANCE | - |
| 740410 | - |
| TOLLS | - |
| 740504 | - |

| | |
|-------------------------------|------------|
| ONLINE SERVICES | - |
| 740512 | 200.00 |
| PROFESSIONAL SERVICES | 200.00 |
| 740530 | 325.67 |
| MOBILE PHONE AND DATA | 325.67 |
| 740640 | 385.00 |
| CONTRACT SERVICES | 385.00 |
| 740654 | 55.98 |
| COMMUNITY BUILDING/VOTING BOX | 55.98 |
| 740660 | - |
| EQUIPMENT RENTAL | - |
| 740680 | - |
| MEMBERSHIP/ASSOCIATION DUES | - |
| 4800 | (9,977.37) |
| COMMUNITY CENTERS | (9,977.37) |
| 710110 | - |
| SALARY/REGULAR | - |
| 710120 | - |
| SALARY/OTHER | - |
| 710140 | - |
| SALARY/CELL PHONE ALLOWANCE | - |
| 720100 | - |
| SOCIAL SECURITY | - |
| 720110 | - |
| EMPLOYEE INSURANCE | - |
| 720120 | - |
| RETIREMENT | - |
| 720140 | - |
| STATE UNEMPLOYMENT TAX | - |
| 730100 | - |
| OFFICE SUPPLIES | - |
| 730300 | 24.99 |
| COMMUNITY AWARENESS SUPPLIES | 24.99 |
| 730310 | - |
| UNIFORMS | - |
| 740512 | - |
| PROFESSIONAL SERVICES | - |
| 740620 | (6,626.31) |
| ELECTRICITY | (6,626.31) |
| 740624 | (3,715.19) |
| WATER AND SEWER | (3,715.19) |
| 740640 | 339.14 |
| CONTRACT SERVICES | 339.14 |
| 740654 | - |
| COMMUNITY BUILDING/VOTING BOX | - |
| 740660 | - |
| EQUIPMENT RENTAL | - |
| 4900 | 46,246.26 |
| RECYCLE CENTERS | 46,246.26 |
| 710110 | - |
| SALARY/REGULAR | - |
| 710130 | - |
| SALARY/OVERTIME | - |
| 710140 | - |
| SALARY/CELL PHONE ALLOWANCE | - |

| | |
|-------------------------|--------------|
| 720100 | - |
| SOCIAL SECURITY | - |
| 720110 | - |
| EMPLOYEE INSURANCE | - |
| 720120 | - |
| RETIREMENT | - |
| 720140 | - |
| STATE UNEMPLOYMENT TAX | - |
| 730100 | (0.00) |
| OFFICE SUPPLIES | (0.00) |
| 730140 | - |
| JANITOR SUPPLIES | - |
| 730240 | - |
| FUEL | - |
| 730250 | 314.00 |
| SHOP SUPPLIES | 314.00 |
| 730260 | - |
| VEHICLE SUPPLIES | - |
| 730310 | - |
| UNIFORMS | - |
| 730390 | 176.15 |
| MEDICAL SUPPLIES | 176.15 |
| 740420 | 686.52 |
| COURIER SERVICE | 686.52 |
| 740512 | 12,917.04 |
| PROFESSIONAL SERVICES | 12,917.04 |
| 740640 | 32,708.00 |
| CONTRACT SERVICES | 32,708.00 |
| 750300 | - |
| CAPITAL OUTLAY-BUILDING | - |
| 750800 | (555.45) |
| MAJOR PROJECTS | (555.45) |
| 7300 | 20,246.67 |
| CONSTABLE PRECINCT 3 | 20,246.67 |
| 710130 | 15,478.33 |
| SALARY/OVERTIME | 15,478.33 |
| 720100 | 1,154.97 |
| SOCIAL SECURITY | 1,154.97 |
| 720110 | 1,680.88 |
| EMPLOYEE INSURANCE | 1,680.88 |
| 720120 | 1,899.20 |
| RETIREMENT | 1,899.20 |
| 720140 | 33.29 |
| STATE UNEMPLOYMENT TAX | 33.29 |
| 9000 | 159,040.51 |
| RESTRICTED | 159,040.51 |
| 730190 | - |
| ROAD MATERIALS | - |
| 740512 | 87,010.01 |
| PROFESSIONAL SERVICES | 87,010.01 |
| 750800 | 72,030.50 |
| MAJOR PROJECTS | 72,030.50 |
| 9100 | 3,023,728.49 |
| COMMISSIONER PRECINCT 1 | 3,023,728.49 |
| 710100 | 62,692.66 |

| | |
|---------------------------------|--------------|
| SALARY/OFFICIAL-DEPARTMENT HEAD | 62,692.66 |
| 710110 | 1,001,951.02 |
| SALARY/REGULAR | 1,001,951.02 |
| 710120 | - |
| SALARY/OTHER | - |
| 710130 | 42,973.95 |
| SALARY/OVERTIME | 42,973.95 |
| 710140 | 679.33 |
| SALARY/CELL PHONE ALLOWANCE | 679.33 |
| 720100 | 81,082.01 |
| SOCIAL SECURITY | 81,082.01 |
| 720110 | 249,851.91 |
| EMPLOYEE INSURANCE | 249,851.91 |
| 720120 | 136,308.38 |
| RETIREMENT | 136,308.38 |
| 720140 | 11,225.11 |
| STATE UNEMPLOYMENT TAX | 11,225.11 |
| 730100 | 14,277.92 |
| OFFICE SUPPLIES | 14,277.92 |
| 730140 | 1,570.90 |
| JANITOR SUPPLIES | 1,570.90 |
| 730180 | 551.20 |
| CULVERTS | 551.20 |
| 730190 | 318,074.71 |
| ROAD MATERIALS | 318,074.71 |
| 730200 | 104,585.73 |
| CRUSHED CONCRETE/REJECT | 104,585.73 |
| 730220 | 1,126.73 |
| REPLACEMENTS | 1,126.73 |
| 730240 | 94,617.62 |
| FUEL | 94,617.62 |
| 730250 | 58,300.85 |
| SHOP SUPPLIES | 58,300.85 |
| 730260 | 54,666.54 |
| VEHICLE SUPPLIES | 54,666.54 |
| 730310 | 8,730.82 |
| UNIFORMS | 8,730.82 |
| 730320 | 14,474.52 |
| IT HARDWARE | 14,474.52 |
| 730350 | - |
| AGRICULTURE SUPPLIES | - |
| 730390 | 455.07 |
| MEDICAL SUPPLIES | 455.07 |
| 740140 | 70,188.88 |
| VEHICLE MAINTENANCE | 70,188.88 |
| 740150 | 37,275.05 |
| LANDSCAPE MAINTENANCE | 37,275.05 |
| 740430 | 25,114.90 |
| STRIPING/SEALANT SERVICES | 25,114.90 |
| 740510 | 1,181.63 |
| PROFESSIONAL DEVELOPMENT | 1,181.63 |
| 740512 | 286,426.40 |
| PROFESSIONAL SERVICES | 286,426.40 |
| 740530 | 6,663.46 |
| MOBILE PHONE AND DATA | 6,663.46 |

| | |
|---|--------------|
| 740540 | 1,902.77 |
| TRAVEL EXPENSE | 1,902.77 |
| 740640 | 47,450.18 |
| CONTRACT SERVICES | 47,450.18 |
| 740650 | 18,552.23 |
| SIGN AND SIGNAL MAINTENANCE | 18,552.23 |
| 740654 | 12,810.14 |
| COMMUNITY BUILDING/VOTING BOX | 12,810.14 |
| 740660 | 8,689.33 |
| EQUIPMENT RENTAL | 8,689.33 |
| 750400 | 56,442.22 |
| CAPITAL OUTLAY-FURNITURE FIXTURES AND EQUIPMENT | 56,442.22 |
| 750600 | 194,497.28 |
| CAPITAL OUTLAY-VEHICLES | 194,497.28 |
| 790100 | (1,671.69) |
| REIMBURSEMENTS CLEARING | (1,671.69) |
| 740260 | - |
| INTEREST ON CREDIT CARDS | - |
| 740250 | 8.73 |
| PENALTY/LATE CHARGE | 8.73 |
| 9200 | 3,406,414.05 |
| COMMISSIONER PRECINCT 2 | 3,406,414.05 |
| 710100 | 62,692.66 |
| SALARY/OFFICIAL-DEPARTMENT HEAD | 62,692.66 |
| 710110 | 773,341.77 |
| SALARY/REGULAR | 773,341.77 |
| 710120 | - |
| SALARY/OTHER | - |
| 710130 | 6,779.90 |
| SALARY/OVERTIME | 6,779.90 |
| 710140 | 594.50 |
| SALARY/CELL PHONE ALLOWANCE | 594.50 |
| 720100 | 60,168.58 |
| SOCIAL SECURITY | 60,168.58 |
| 720110 | 204,016.41 |
| EMPLOYEE INSURANCE | 204,016.41 |
| 720120 | 103,945.30 |
| RETIREMENT | 103,945.30 |
| 720140 | 8,489.43 |
| STATE UNEMPLOYMENT TAX | 8,489.43 |
| 730100 | 58,707.52 |
| OFFICE SUPPLIES | 58,707.52 |
| 730180 | 16,934.16 |
| CULVERTS | 16,934.16 |
| 730190 | 1,235,657.18 |
| ROAD MATERIALS | 1,235,657.18 |
| 730220 | 13,763.29 |
| REPLACEMENTS | 13,763.29 |
| 730240 | 95,843.09 |
| FUEL | 95,843.09 |
| 730250 | 66,972.15 |
| SHOP SUPPLIES | 66,972.15 |
| 730260 | 84,252.39 |
| VEHICLE SUPPLIES | 84,252.39 |
| 730310 | 12,326.41 |

| | |
|---|--------------|
| UNIFORMS | 12,326.41 |
| 740510 | 1,361.76 |
| PROFESSIONAL DEVELOPMENT | 1,361.76 |
| 740512 | 169,069.29 |
| PROFESSIONAL SERVICES | 169,069.29 |
| 740530 | 4,705.91 |
| MOBILE PHONE AND DATA | 4,705.91 |
| 740640 | 109,214.96 |
| CONTRACT SERVICES | 109,214.96 |
| 740650 | 25,720.00 |
| SIGN AND SIGNAL MAINTENANCE | 25,720.00 |
| 740654 | 975.00 |
| COMMUNITY BUILDING/VOTING BOX | 975.00 |
| 740660 | 33,158.85 |
| EQUIPMENT RENTAL | 33,158.85 |
| 750400 | 228,092.04 |
| CAPITAL OUTLAY-FURNITURE FIXTURES AND EQUIPMENT | 228,092.04 |
| 750600 | 37,694.00 |
| CAPITAL OUTLAY-VEHICLES | 37,694.00 |
| 750800 | - |
| MAJOR PROJECTS | - |
| 790100 | (8,062.50) |
| REIMBURSEMENTS CLEARING | (8,062.50) |
| 9300 | 1,951,366.28 |
| COMMISSIONER PRECINCT 3 | 1,951,366.28 |
| 710100 | 62,692.66 |
| SALARY/OFFICIAL-DEPARTMENT HEAD | 62,692.66 |
| 710110 | 531,817.00 |
| SALARY/REGULAR | 531,817.00 |
| 710120 | - |
| SALARY/OTHER | - |
| 710130 | 15,700.43 |
| SALARY/OVERTIME | 15,700.43 |
| 710140 | 2,909.54 |
| SALARY/CELL PHONE ALLOWANCE | 2,909.54 |
| 720100 | 43,471.47 |
| SOCIAL SECURITY | 43,471.47 |
| 720110 | 114,662.94 |
| EMPLOYEE INSURANCE | 114,662.94 |
| 720120 | 75,562.09 |
| RETIREMENT | 75,562.09 |
| 720140 | 5,405.24 |
| STATE UNEMPLOYMENT TAX | 5,405.24 |
| 730100 | 11,660.40 |
| OFFICE SUPPLIES | 11,660.40 |
| 730190 | 45,569.57 |
| ROAD MATERIALS | 45,569.57 |
| 730200 | 15,140.16 |
| CRUSHED CONCRETE/REJECT | 15,140.16 |
| 730220 | 41.38 |
| REPLACEMENTS | 41.38 |
| 730240 | 52,565.74 |
| FUEL | 52,565.74 |
| 730250 | 19,321.63 |
| SHOP SUPPLIES | 19,321.63 |

| | |
|---|--------------|
| 730260 | 19,594.27 |
| VEHICLE SUPPLIES | 19,594.27 |
| 730310 | 7,053.03 |
| UNIFORMS | 7,053.03 |
| 730350 | 5,567.30 |
| AGRICULTURE SUPPLIES | 5,567.30 |
| 730380 | 26,564.00 |
| AUDIO/VISUAL SUPPLIES | 26,564.00 |
| 730390 | 715.05 |
| MEDICAL SUPPLIES | 715.05 |
| 740140 | 40,084.62 |
| VEHICLE MAINTENANCE | 40,084.62 |
| 740430 | 227,464.99 |
| STRIPING/SEALANT SERVICES | 227,464.99 |
| 740440 | 1,150.00 |
| CONCRETE/CURB REPAIR | 1,150.00 |
| 740504 | - |
| ONLINE SERVICES | - |
| 740510 | 1,471.74 |
| PROFESSIONAL DEVELOPMENT | 1,471.74 |
| 740512 | 142,793.95 |
| PROFESSIONAL SERVICES | 142,793.95 |
| 740530 | 3,132.54 |
| MOBILE PHONE AND DATA | 3,132.54 |
| 740540 | 513.80 |
| TRAVEL EXPENSE | 513.80 |
| 740640 | 3,129.70 |
| CONTRACT SERVICES | 3,129.70 |
| 740650 | 48,116.71 |
| SIGN AND SIGNAL MAINTENANCE | 48,116.71 |
| 740660 | 7,080.48 |
| EQUIPMENT RENTAL | 7,080.48 |
| 740970 | 36.55 |
| FREIGHT AND HANDLING | 36.55 |
| 750200 | 1,980.40 |
| CAPITAL OUTLAY-LAND | 1,980.40 |
| 750400 | 39,337.00 |
| CAPITAL OUTLAY-FURNITURE FIXTURES AND EQUIPMENT | 39,337.00 |
| 750600 | 28,960.00 |
| CAPITAL OUTLAY-VEHICLES | 28,960.00 |
| 750800 | 386,808.87 |
| MAJOR PROJECTS | 386,808.87 |
| 790100 | (36,721.38) |
| REIMBURSEMENTS CLEARING | (36,721.38) |
| 740260 | 12.41 |
| INTEREST ON CREDIT CARDS | 12.41 |
| 9400 | 4,114,758.63 |
| COMMISSIONER PRECINCT 4 | 4,114,758.63 |
| 710100 | 62,692.66 |
| SALARY/OFFICIAL-DEPARTMENT HEAD | 62,692.66 |
| 710110 | 1,013,049.26 |
| SALARY/REGULAR | 1,013,049.26 |
| 710120 | - |
| SALARY/OTHER | - |
| 710130 | 5,486.66 |

| | |
|-----------------------------|------------|
| SALARY/OVERTIME | 5,486.66 |
| 710140 | 679.33 |
| SALARY/CELL PHONE ALLOWANCE | 679.33 |
| 720100 | 78,753.32 |
| SOCIAL SECURITY | 78,753.32 |
| 720110 | 239,160.20 |
| EMPLOYEE INSURANCE | 239,160.20 |
| 720120 | 133,777.11 |
| RETIREMENT | 133,777.11 |
| 720140 | 10,820.13 |
| STATE UNEMPLOYMENT TAX | 10,820.13 |
| 730100 | 11,035.01 |
| OFFICE SUPPLIES | 11,035.01 |
| 730140 | 45.00 |
| JANITOR SUPPLIES | 45.00 |
| 730180 | 63,478.20 |
| CULVERTS | 63,478.20 |
| 730190 | 667,563.49 |
| ROAD MATERIALS | 667,563.49 |
| 730200 | 264,864.09 |
| CRUSHED CONCRETE/REJECT | 264,864.09 |
| 730220 | 43,475.56 |
| REPLACEMENTS | 43,475.56 |
| 730240 | 170,060.20 |
| FUEL | 170,060.20 |
| 730250 | 33,592.28 |
| SHOP SUPPLIES | 33,592.28 |
| 730260 | 143,617.99 |
| VEHICLE SUPPLIES | 143,617.99 |
| 730310 | 9,772.29 |
| UNIFORMS | 9,772.29 |
| 730350 | 104,690.40 |
| AGRICULTURE SUPPLIES | 104,690.40 |
| 740140 | 34,336.24 |
| VEHICLE MAINTENANCE | 34,336.24 |
| 740150 | 8,930.08 |
| LANDSCAPE MAINTENANCE | 8,930.08 |
| 740410 | 2,000.00 |
| TOLLS | 2,000.00 |
| 740430 | 4,681.00 |
| STRIPING/SEALANT SERVICES | 4,681.00 |
| 740440 | 4,520.00 |
| CONCRETE/CURB REPAIR | 4,520.00 |
| 740512 | 72,742.75 |
| PROFESSIONAL SERVICES | 72,742.75 |
| 740530 | 17,193.01 |
| MOBILE PHONE AND DATA | 17,193.01 |
| 740550 | 12,077.11 |
| SAFETY PROGRAM | 12,077.11 |
| 740580 | 75.00 |
| PRINTING | 75.00 |
| 740640 | 26,904.57 |
| CONTRACT SERVICES | 26,904.57 |
| 740650 | 17,644.28 |
| SIGN AND SIGNAL MAINTENANCE | 17,644.28 |

| | |
|---|--------------|
| 740652 | 398.20 |
| BRIDGE REPAIR | 398.20 |
| 740660 | 46,113.78 |
| EQUIPMENT RENTAL | 46,113.78 |
| 740662 | 88,868.12 |
| LEASE TO PURCHASE | 88,868.12 |
| 740820 | 7,501.60 |
| DEMOLITION | 7,501.60 |
| 750400 | 805,851.58 |
| CAPITAL OUTLAY-FURNITURE FIXTURES AND EQUIPMENT | 805,851.58 |
| 750600 | 143,004.64 |
| CAPITAL OUTLAY-VEHICLES | 143,004.64 |
| 750800 | (98.41) |
| MAJOR PROJECTS | (98.41) |
| 790100 | (234,634.00) |
| REIMBURSEMENTS CLEARING | (234,634.00) |
| 730101 | 35.90 |
| FOOD SUPPLIES | 35.90 |
| 740240 | - |
| CHANGE OF VENUE | - |
| 9500 | 671,259.70 |
| COUNTY ENGINEER | 671,259.70 |
| 710100 | 50,205.41 |
| SALARY/OFFICIAL-DEPARTMENT HEAD | 50,205.41 |
| 710110 | 437,713.24 |
| SALARY/REGULAR | 437,713.24 |
| 710140 | 2,228.24 |
| SALARY/CELL PHONE ALLOWANCE | 2,228.24 |
| 720100 | 36,539.92 |
| SOCIAL SECURITY | 36,539.92 |
| 720110 | 72,947.95 |
| EMPLOYEE INSURANCE | 72,947.95 |
| 720120 | 60,141.05 |
| RETIREMENT | 60,141.05 |
| 720140 | 3,439.16 |
| STATE UNEMPLOYMENT TAX | 3,439.16 |
| 730100 | 1,624.42 |
| OFFICE SUPPLIES | 1,624.42 |
| 730250 | 1,906.18 |
| SHOP SUPPLIES | 1,906.18 |
| 740510 | 149.00 |
| PROFESSIONAL DEVELOPMENT | 149.00 |
| 740540 | 1,247.71 |
| TRAVEL EXPENSE | 1,247.71 |
| 740660 | 3,077.42 |
| EQUIPMENT RENTAL | 3,077.42 |
| 740680 | 40.00 |
| MEMBERSHIP/ASSOCIATION DUES | 40.00 |
| 9107 | 68,169.59 |
| PARKS - PRECINCT 1 | 68,169.59 |
| 710110 | 31,338.88 |
| SALARY/REGULAR | 31,338.88 |
| 710130 | 7,740.03 |
| SALARY/OVERTIME | 7,740.03 |
| 720100 | 2,983.45 |

| | |
|-----------------------------|------------|
| SOCIAL SECURITY | 2,983.45 |
| 720110 | 9,119.30 |
| EMPLOYEE INSURANCE | 9,119.30 |
| 720120 | 3,774.79 |
| RETIREMENT | 3,774.79 |
| 720140 | 586.98 |
| STATE UNEMPLOYMENT TAX | 586.98 |
| 730100 | 88.53 |
| OFFICE SUPPLIES | 88.53 |
| 730140 | 1,817.20 |
| JANITOR SUPPLIES | 1,817.20 |
| 730250 | 5,449.37 |
| SHOP SUPPLIES | 5,449.37 |
| 740512 | 1,011.09 |
| PROFESSIONAL SERVICES | 1,011.09 |
| 740640 | 4,250.97 |
| CONTRACT SERVICES | 4,250.97 |
| 740660 | 9.00 |
| EQUIPMENT RENTAL | 9.00 |
| 9109 | 144,750.90 |
| RECYCLE - PRECINCT 1 | 144,750.90 |
| 710110 | 74,389.94 |
| SALARY/REGULAR | 74,389.94 |
| 710130 | 7,208.46 |
| SALARY/OVERTIME | 7,208.46 |
| 710140 | 151.37 |
| SALARY/CELL PHONE ALLOWANCE | 151.37 |
| 720100 | 6,125.24 |
| SOCIAL SECURITY | 6,125.24 |
| 720110 | 20,884.64 |
| EMPLOYEE INSURANCE | 20,884.64 |
| 720120 | 10,030.63 |
| RETIREMENT | 10,030.63 |
| 720140 | 921.94 |
| STATE UNEMPLOYMENT TAX | 921.94 |
| 730140 | 204.00 |
| JANITOR SUPPLIES | 204.00 |
| 730220 | 115.00 |
| REPLACEMENTS | 115.00 |
| 730240 | 19.00 |
| FUEL | 19.00 |
| 730250 | 112.97 |
| SHOP SUPPLIES | 112.97 |
| 730310 | 228.93 |
| UNIFORMS | 228.93 |
| 730390 | 418.45 |
| MEDICAL SUPPLIES | 418.45 |
| 740512 | 7,435.00 |
| PROFESSIONAL SERVICES | 7,435.00 |
| 740640 | 14,213.91 |
| CONTRACT SERVICES | 14,213.91 |
| 750300 | 1,735.97 |
| CAPITAL OUTLAY-BUILDING | 1,735.97 |
| 750800 | 555.45 |
| MAJOR PROJECTS | 555.45 |

| | |
|-------------------------------|------------|
| 9407 | 374,349.50 |
| PARKS - PRECINCT 4 | 374,349.50 |
| 710110 | 189,081.58 |
| SALARY/REGULAR | 189,081.58 |
| 710120 | - |
| SALARY/OTHER | - |
| 710130 | 2,076.32 |
| SALARY/OVERTIME | 2,076.32 |
| 720100 | 14,347.70 |
| SOCIAL SECURITY | 14,347.70 |
| 720110 | 54,686.33 |
| EMPLOYEE INSURANCE | 54,686.33 |
| 720120 | 23,578.21 |
| RETIREMENT | 23,578.21 |
| 720140 | 2,296.02 |
| STATE UNEMPLOYMENT TAX | 2,296.02 |
| 730100 | 267.27 |
| OFFICE SUPPLIES | 267.27 |
| 730140 | 6,463.83 |
| JANITOR SUPPLIES | 6,463.83 |
| 730220 | 3,900.00 |
| REPLACEMENTS | 3,900.00 |
| 730250 | 10,246.45 |
| SHOP SUPPLIES | 10,246.45 |
| 730260 | 11,650.53 |
| VEHICLE SUPPLIES | 11,650.53 |
| 730310 | 2,081.50 |
| UNIFORMS | 2,081.50 |
| 730350 | 641.87 |
| AGRICULTURE SUPPLIES | 641.87 |
| 740140 | 626.50 |
| VEHICLE MAINTENANCE | 626.50 |
| 740150 | 3,450.12 |
| LANDSCAPE MAINTENANCE | 3,450.12 |
| 740410 | 400.00 |
| TOLLS | 400.00 |
| 740440 | 5,400.00 |
| CONCRETE/CURB REPAIR | 5,400.00 |
| 740512 | 1,583.75 |
| PROFESSIONAL SERVICES | 1,583.75 |
| 740530 | 2,725.38 |
| MOBILE PHONE AND DATA | 2,725.38 |
| 740580 | 75.00 |
| PRINTING | 75.00 |
| 740622 | 968.00 |
| GAS | 968.00 |
| 740640 | 5,736.90 |
| CONTRACT SERVICES | 5,736.90 |
| 740654 | 1,498.32 |
| COMMUNITY BUILDING/VOTING BOX | 1,498.32 |
| 740660 | 675.00 |
| EQUIPMENT RENTAL | 675.00 |
| 740680 | 37.50 |
| MEMBERSHIP/ASSOCIATION DUES | 37.50 |
| 750800 | 29,855.42 |

| | |
|-----------------------------|------------|
| MAJOR PROJECTS | 29,855.42 |
| 9309 | 361,970.67 |
| RECYCLE - PRECINCT 3 | 361,970.67 |
| 710110 | 136,118.43 |
| SALARY/REGULAR | 136,118.43 |
| 710130 | 3,060.50 |
| SALARY/OVERTIME | 3,060.50 |
| 710140 | 467.08 |
| SALARY/CELL PHONE ALLOWANCE | 467.08 |
| 720100 | 10,464.11 |
| SOCIAL SECURITY | 10,464.11 |
| 720110 | 30,891.85 |
| EMPLOYEE INSURANCE | 30,891.85 |
| 720120 | 17,134.63 |
| RETIREMENT | 17,134.63 |
| 720140 | 1,628.85 |
| STATE UNEMPLOYMENT TAX | 1,628.85 |
| 730100 | 1,320.11 |
| OFFICE SUPPLIES | 1,320.11 |
| 730260 | 460.00 |
| VEHICLE SUPPLIES | 460.00 |
| 730390 | 558.65 |
| MEDICAL SUPPLIES | 558.65 |
| 740420 | 1,528.27 |
| COURIER SERVICE | 1,528.27 |
| 740512 | 57,563.25 |
| PROFESSIONAL SERVICES | 57,563.25 |
| 740640 | 100,774.94 |
| CONTRACT SERVICES | 100,774.94 |
| 9307 | 174,274.66 |
| PARKS - PRECINCT 3 | 174,274.66 |
| 710110 | 108,630.94 |
| SALARY/REGULAR | 108,630.94 |
| 710130 | 375.09 |
| SALARY/OVERTIME | 375.09 |
| 710140 | 297.25 |
| SALARY/CELL PHONE ALLOWANCE | 297.25 |
| 720100 | 8,207.56 |
| SOCIAL SECURITY | 8,207.56 |
| 720110 | 26,833.85 |
| EMPLOYEE INSURANCE | 26,833.85 |
| 720120 | 13,411.54 |
| RETIREMENT | 13,411.54 |
| 720140 | 1,294.92 |
| STATE UNEMPLOYMENT TAX | 1,294.92 |
| 730100 | 13,752.21 |
| OFFICE SUPPLIES | 13,752.21 |
| 730250 | 244.18 |
| SHOP SUPPLIES | 244.18 |
| 740120 | 510.08 |
| MEDICAL SERVICES | 510.08 |
| 740504 | - |
| ONLINE SERVICES | - |
| 740640 | 717.04 |
| CONTRACT SERVICES | 717.04 |

| | |
|-------------------------------|------------|
| 9408 | 138,011.14 |
| COMMUNITY CENTER - PRECINCT 4 | 138,011.14 |
| 710110 | 77,999.63 |
| SALARY/REGULAR | 77,999.63 |
| 710120 | - |
| SALARY/OTHER | - |
| 720100 | 5,880.00 |
| SOCIAL SECURITY | 5,880.00 |
| 720110 | 17,231.43 |
| EMPLOYEE INSURANCE | 17,231.43 |
| 720120 | 9,582.35 |
| RETIREMENT | 9,582.35 |
| 720140 | 902.73 |
| STATE UNEMPLOYMENT TAX | 902.73 |
| 730100 | 9.98 |
| OFFICE SUPPLIES | 9.98 |
| 730260 | 21.98 |
| VEHICLE SUPPLIES | 21.98 |
| 730300 | 216.82 |
| COMMUNITY AWARENESS SUPPLIES | 216.82 |
| 730310 | 140.00 |
| UNIFORMS | 140.00 |
| 740512 | 322.99 |
| PROFESSIONAL SERVICES | 322.99 |
| 740620 | 11,730.31 |
| ELECTRICITY | 11,730.31 |
| 740624 | 9,673.19 |
| WATER AND SEWER | 9,673.19 |
| 740640 | 3,418.73 |
| CONTRACT SERVICES | 3,418.73 |
| 740654 | 10.00 |
| COMMUNITY BUILDING/VOTING BOX | 10.00 |
| 740660 | 728.52 |
| EQUIPMENT RENTAL | 728.52 |
| 730101 | 142.48 |
| FOOD SUPPLIES | 142.48 |
| 9207 | 73,069.82 |
| PARKS - PRECINCT 2 | 73,069.82 |
| 710110 | 21,000.29 |
| SALARY/REGULAR | 21,000.29 |
| 720100 | 1,593.18 |
| SOCIAL SECURITY | 1,593.18 |
| 720110 | 7,569.55 |
| EMPLOYEE INSURANCE | 7,569.55 |
| 720120 | 2,576.67 |
| RETIREMENT | 2,576.67 |
| 720140 | 235.60 |
| STATE UNEMPLOYMENT TAX | 235.60 |
| 730220 | 1,283.73 |
| REPLACEMENTS | 1,283.73 |
| 740512 | 38,810.80 |
| PROFESSIONAL SERVICES | 38,810.80 |
| 9308 | 39,272.41 |
| COMMUNITY CENTER - PRECINCT 3 | 39,272.41 |
| 710110 | 26,400.32 |

| | |
|--------------------------------|-----------|
| SALARY/REGULAR | 26,400.32 |
| 710140 | 169.83 |
| SALARY/CELL PHONE ALLOWANCE | 169.83 |
| 720100 | 1,966.62 |
| SOCIAL SECURITY | 1,966.62 |
| 720110 | 4,559.65 |
| EMPLOYEE INSURANCE | 4,559.65 |
| 720120 | 3,260.11 |
| RETIREMENT | 3,260.11 |
| 720140 | 227.42 |
| STATE UNEMPLOYMENT TAX | 227.42 |
| 730100 | 1,805.76 |
| OFFICE SUPPLIES | 1,805.76 |
| 730390 | 144.70 |
| MEDICAL SUPPLIES | 144.70 |
| 740640 | 738.00 |
| CONTRACT SERVICES | 738.00 |
| 9208 | 25,185.53 |
| COMMUNITY CENTERS - PRECINCT 2 | 25,185.53 |
| 740620 | 17,433.95 |
| ELECTRICITY | 17,433.95 |
| 740624 | 7,391.58 |
| WATER AND SEWER | 7,391.58 |
| 740640 | 360.00 |
| CONTRACT SERVICES | 360.00 |
| 9108 | 21,963.11 |
| COMMUNITY CENTERS - PRECINCT 1 | 21,963.11 |
| 740620 | 19,818.26 |
| ELECTRICITY | 19,818.26 |
| 740624 | 2,144.85 |
| WATER AND SEWER | 2,144.85 |
| 9409 | 12,005.61 |
| RECYCLE - PRECINCT 4 | 12,005.61 |
| 740150 | 2,986.50 |
| LANDSCAPE MAINTENANCE | 2,986.50 |
| 740512 | 5,296.39 |
| PROFESSIONAL SERVICES | 5,296.39 |
| 740640 | 3,722.72 |
| CONTRACT SERVICES | 3,722.72 |
| 201 | 11,802.79 |
| WORTHLESS CHECK | 11,802.79 |
| 2800 | 11,802.79 |
| COUNTY ATTORNEY | 11,802.79 |
| 710110 | 7,786.88 |
| SALARY/REGULAR | 7,786.88 |
| 710150 | - |
| SALARY/SPECIAL PAY | - |
| 720100 | 609.27 |
| SOCIAL SECURITY | 609.27 |
| 720110 | 2,279.87 |
| EMPLOYEE INSURANCE | 2,279.87 |
| 720120 | 1,032.19 |
| RETIREMENT | 1,032.19 |
| 720140 | 94.58 |
| STATE UNEMPLOYMENT TAX | 94.58 |

| | |
|-----------------------------------|------------|
| 202 | 702,227.15 |
| FORFEITURES | 702,227.15 |
| 5100 | 227,864.32 |
| DISTRICT ATTORNEY | 227,864.32 |
| 710110 | 422.72 |
| SALARY/REGULAR | 422.72 |
| 710140 | - |
| SALARY/CELL PHONE ALLOWANCE | - |
| 710150 | 5,722.27 |
| SALARY/SPECIAL PAY | 5,722.27 |
| 720100 | 443.73 |
| SOCIAL SECURITY | 443.73 |
| 720110 | 981.10 |
| EMPLOYEE INSURANCE | 981.10 |
| 720120 | 754.00 |
| RETIREMENT | 754.00 |
| 720140 | 67.47 |
| STATE UNEMPLOYMENT TAX | 67.47 |
| 730100 | 14,429.42 |
| OFFICE SUPPLIES | 14,429.42 |
| 730270 | 19,618.68 |
| LAW ENFORCEMENT SPECIFIC SUPPLIES | 19,618.68 |
| 740110 | 18,075.00 |
| IT SOFTWARE MAINTENANCE | 18,075.00 |
| 740140 | 2,500.00 |
| VEHICLE MAINTENANCE | 2,500.00 |
| 740230 | 139.50 |
| LITIGATION EXPENSES | 139.50 |
| 740510 | 6,720.00 |
| PROFESSIONAL DEVELOPMENT | 6,720.00 |
| 740530 | 151.96 |
| MOBILE PHONE AND DATA | 151.96 |
| 740570 | 2,500.00 |
| ADVERTISING | 2,500.00 |
| 740680 | 7,356.67 |
| MEMBERSHIP/ASSOCIATION DUES | 7,356.67 |
| 750600 | 147,196.18 |
| CAPITAL OUTLAY-VEHICLES | 147,196.18 |
| 730101 | 729.62 |
| FOOD SUPPLIES | 729.62 |
| 740450 | 56.00 |
| SERVICE/CITATIONS | 56.00 |
| 6000 | 256,056.07 |
| SHERIFF | 256,056.07 |
| 730100 | 14,085.02 |
| OFFICE SUPPLIES | 14,085.02 |
| 730270 | 151,526.73 |
| LAW ENFORCEMENT SPECIFIC SUPPLIES | 151,526.73 |
| 730280 | 3,787.26 |
| CANINE EXPENSES | 3,787.26 |
| 730370 | 3.95 |
| PERIODICALS | 3.95 |
| 740140 | 1,880.00 |
| VEHICLE MAINTENANCE | 1,880.00 |
| 740512 | 54,527.53 |

| | |
|-----------------------------------|------------|
| PROFESSIONAL SERVICES | 54,527.53 |
| 740540 | 1,456.63 |
| TRAVEL EXPENSE | 1,456.63 |
| 740640 | 18,575.00 |
| CONTRACT SERVICES | 18,575.00 |
| 740656 | 4,510.00 |
| RENT AND LEASES | 4,510.00 |
| 740680 | 5,000.00 |
| MEMBERSHIP/ASSOCIATION DUES | 5,000.00 |
| 730101 | 703.95 |
| FOOD SUPPLIES | 703.95 |
| 6200 | 142,180.68 |
| SHERIFF CID | 142,180.68 |
| 730270 | 142,180.68 |
| LAW ENFORCEMENT SPECIFIC SUPPLIES | 142,180.68 |
| 7200 | 5,886.00 |
| CONSTABLE PRECINCT 2 | 5,886.00 |
| 730100 | 2,040.00 |
| OFFICE SUPPLIES | 2,040.00 |
| 730270 | 1,846.00 |
| LAW ENFORCEMENT SPECIFIC SUPPLIES | 1,846.00 |
| 730340 | 2,000.00 |
| BUY MONEY SUPPLY | 2,000.00 |
| 750600 | - |
| CAPITAL OUTLAY-VEHICLES | - |
| 7300 | 751.50 |
| CONSTABLE PRECINCT 3 | 751.50 |
| 740510 | (495.03) |
| PROFESSIONAL DEVELOPMENT | (495.03) |
| 740640 | 1,246.53 |
| CONTRACT SERVICES | 1,246.53 |
| 7400 | 8,129.82 |
| CONSTABLE PRECINCT 4 | 8,129.82 |
| 730160 | - |
| CLOTHING | - |
| 730260 | 2.00 |
| VEHICLE SUPPLIES | 2.00 |
| 730270 | 899.00 |
| LAW ENFORCEMENT SPECIFIC SUPPLIES | 899.00 |
| 730280 | 55.00 |
| CANINE EXPENSES | 55.00 |
| 730340 | 2,000.00 |
| BUY MONEY SUPPLY | 2,000.00 |
| 740140 | 601.50 |
| VEHICLE MAINTENANCE | 601.50 |
| 740510 | 35.00 |
| PROFESSIONAL DEVELOPMENT | 35.00 |
| 740640 | 450.33 |
| CONTRACT SERVICES | 450.33 |
| 740656 | 780.00 |
| RENT AND LEASES | 780.00 |
| 750600 | 3,086.99 |
| CAPITAL OUTLAY-VEHICLES | 3,086.99 |
| 730101 | 220.00 |
| FOOD SUPPLIES | 220.00 |

| | |
|--|------------|
| 7500 | 61,358.76 |
| CONSTABLE PRECINCT 5 | 61,358.76 |
| 730270 | 50,530.60 |
| LAW ENFORCEMENT SPECIFIC SUPPLIES | 50,530.60 |
| 740510 | 6,040.00 |
| PROFESSIONAL DEVELOPMENT | 6,040.00 |
| 740540 | 550.00 |
| TRAVEL EXPENSE | 550.00 |
| 740560 | 2,200.00 |
| TRANSPORTATION | 2,200.00 |
| 740656 | 2,038.16 |
| RENT AND LEASES | 2,038.16 |
| 203 | 914,200.98 |
| JAIL COMMISSARY | 914,200.98 |
| 6602 | 914,200.98 |
| SHERIFF COMMISSARY | 914,200.98 |
| 710110 | 44,452.81 |
| SALARY/REGULAR | 44,452.81 |
| 710150 | 60.00 |
| SALARY/SPECIAL PAY | 60.00 |
| 720100 | 3,322.60 |
| SOCIAL SECURITY | 3,322.60 |
| 720110 | 11,214.64 |
| EMPLOYEE INSURANCE | 11,214.64 |
| 720120 | 5,461.71 |
| RETIREMENT | 5,461.71 |
| 720130 | 995.83 |
| WORKERS COMPENSATION | 995.83 |
| 720140 | 540.05 |
| STATE UNEMPLOYMENT TAX | 540.05 |
| 730100 | 252.00 |
| OFFICE SUPPLIES | 252.00 |
| 730120 | 3,279.95 |
| BOOK SUPPLEMENTS | 3,279.95 |
| 730140 | 44,639.57 |
| JANITOR SUPPLIES | 44,639.57 |
| 730150 | 132,717.20 |
| INMATE SUPPLIES | 132,717.20 |
| 730220 | 178,771.27 |
| REPLACEMENTS | 178,771.27 |
| 730260 | 200.00 |
| VEHICLE SUPPLIES | 200.00 |
| 730320 | 17,015.16 |
| IT HARDWARE | 17,015.16 |
| 730330 | 172,393.69 |
| IT SOFTWARE | 172,393.69 |
| 730332 | 750.00 |
| TELEPHONE-REPAIRS/REPLACEMENT-RESTRICTED | 750.00 |
| 730370 | 17,412.50 |
| PERIODICALS | 17,412.50 |
| 740504 | 13,234.77 |
| ONLINE SERVICES | 13,234.77 |
| 740512 | 190,528.71 |
| PROFESSIONAL SERVICES | 190,528.71 |
| 740640 | 5,093.99 |

| | |
|--|---------------------|
| CONTRACT SERVICES | 5,093.99 |
| 740750 | 68,793.94 |
| REMODEL | 68,793.94 |
| 730101 | 3,070.59 |
| FOOD SUPPLIES | 3,070.59 |
| 204 | 115,096.45 |
| LAW LIBRARY | 115,096.45 |
| 3260 | 106,356.13 |
| LAW LIBRARY | 106,356.13 |
| 710110 | 48,528.59 |
| SALARY/REGULAR | 48,528.59 |
| 720100 | 3,604.01 |
| SOCIAL SECURITY | 3,604.01 |
| 720110 | 9,119.30 |
| EMPLOYEE INSURANCE | 9,119.30 |
| 720120 | 5,954.50 |
| RETIREMENT | 5,954.50 |
| 720140 | 530.58 |
| STATE UNEMPLOYMENT TAX | 530.58 |
| 730100 | 1,444.07 |
| OFFICE SUPPLIES | 1,444.07 |
| 730120 | 2,413.49 |
| BOOK SUPPLEMENTS | 2,413.49 |
| 740504 | 29,788.39 |
| ONLINE SERVICES | 29,788.39 |
| 740660 | 4,970.71 |
| EQUIPMENT RENTAL | 4,970.71 |
| 740260 | 2.49 |
| INTEREST ON CREDIT CARDS | 2.49 |
| 8100 | 8,740.32 |
| COURT OPERATIONS | 8,740.32 |
| 730120 | 707.80 |
| BOOK SUPPLEMENTS | 707.80 |
| 740504 | 8,032.52 |
| ONLINE SERVICES | 8,032.52 |
| 205 | 8,292.63 |
| PRE-TRIAL DIVERSION | 8,292.63 |
| 5100 | 8,292.63 |
| DISTRICT ATTORNEY | 8,292.63 |
| 710110 | 4,982.84 |
| SALARY/REGULAR | 4,982.84 |
| 720100 | 381.19 |
| SOCIAL SECURITY | 381.19 |
| 720120 | 611.39 |
| RETIREMENT | 611.39 |
| 720140 | 92.53 |
| STATE UNEMPLOYMENT TAX | 92.53 |
| 740660 | 2,224.68 |
| EQUIPMENT RENTAL | 2,224.68 |
| 206 | 2,846,870.74 |
| COUNTY CLERK RECORDS MGMT & PRESERVATION | 2,846,870.74 |
| 1206 | 34,849.61 |
| COUNTY CLERK RECORDS MANAGEMENT/PRESERVATION | 34,849.61 |
| 730100 | 6,159.34 |
| OFFICE SUPPLIES | 6,159.34 |

| | |
|-----------------------------|--------------|
| 740504 | 216.00 |
| ONLINE SERVICES | 216.00 |
| 740512 | 21,912.77 |
| PROFESSIONAL SERVICES | 21,912.77 |
| 740530 | 455.88 |
| MOBILE PHONE AND DATA | 455.88 |
| 740640 | 18.00 |
| CONTRACT SERVICES | 18.00 |
| 740656 | 6,037.62 |
| RENT AND LEASES | 6,037.62 |
| 740680 | 50.00 |
| MEMBERSHIP/ASSOCIATION DUES | 50.00 |
| 2300 | 2,812,021.13 |
| COUNTY CLERK | 2,812,021.13 |
| 710110 | 82,251.09 |
| SALARY/REGULAR | 82,251.09 |
| 720100 | 6,181.93 |
| SOCIAL SECURITY | 6,181.93 |
| 720110 | 18,238.60 |
| EMPLOYEE INSURANCE | 18,238.60 |
| 720120 | 10,092.21 |
| RETIREMENT | 10,092.21 |
| 720140 | 997.79 |
| STATE UNEMPLOYMENT TAX | 997.79 |
| 740504 | 162.00 |
| ONLINE SERVICES | 162.00 |
| 740512 | 24,054.53 |
| PROFESSIONAL SERVICES | 24,054.53 |
| 740530 | 75.98 |
| MOBILE PHONE AND DATA | 75.98 |
| 750300 | 2,666,535.75 |
| CAPITAL OUTLAY-BUILDING | 2,666,535.75 |
| 750800 | 3,431.25 |
| MAJOR PROJECTS | 3,431.25 |
| 207 | 227,890.05 |
| COUNTY RECORDS MANAGEMENT | 227,890.05 |
| 6404 | 227,890.05 |
| WARRANTS | 227,890.05 |
| 710110 | 147,775.14 |
| SALARY/REGULAR | 147,775.14 |
| 720100 | 11,159.21 |
| SOCIAL SECURITY | 11,159.21 |
| 720110 | 44,024.15 |
| EMPLOYEE INSURANCE | 44,024.15 |
| 720120 | 18,131.86 |
| RETIREMENT | 18,131.86 |
| 720140 | 1,972.50 |
| STATE UNEMPLOYMENT TAX | 1,972.50 |
| 730100 | 1,925.65 |
| OFFICE SUPPLIES | 1,925.65 |
| 740530 | 380.10 |
| MOBILE PHONE AND DATA | 380.10 |
| 740660 | 2,521.44 |
| EQUIPMENT RENTAL | 2,521.44 |
| 208 | 1,390.58 |

| | |
|--|-----------|
| DISTRICT CLERK RECORDS MGMT & PRESERVATION | 1,390.58 |
| 2700 | 1,390.58 |
| DISTRICT CLERK | 1,390.58 |
| 730100 | 386.08 |
| OFFICE SUPPLIES | 386.08 |
| 740640 | 1,004.50 |
| CONTRACT SERVICES | 1,004.50 |
| 209 | 2,308.17 |
| DISTRICT CLERK RECORDS PRESERVATION | 2,308.17 |
| 2700 | 2,308.17 |
| DISTRICT CLERK | 2,308.17 |
| 730100 | 2,308.17 |
| OFFICE SUPPLIES | 2,308.17 |
| 211 | 6,920.90 |
| COUNTY AND DISTRICT COURT TECHNOLOGY | 6,920.90 |
| 8107 | 3,171.52 |
| COURT TECHNOLOGY COUNTY/DISTRICT | 3,171.52 |
| 730100 | 2,290.46 |
| OFFICE SUPPLIES | 2,290.46 |
| 740530 | 786.13 |
| MOBILE PHONE AND DATA | 786.13 |
| 740660 | 94.93 |
| EQUIPMENT RENTAL | 94.93 |
| 1211 | 3,749.38 |
| COUNTY & DISTRICT COURT TECHNOLOGY | 3,749.38 |
| 730100 | 3,723.48 |
| OFFICE SUPPLIES | 3,723.48 |
| 740530 | 25.90 |
| MOBILE PHONE AND DATA | 25.90 |
| 212 | 43,500.16 |
| COURT GUARDIANSHIP | 43,500.16 |
| 8105 | 43,500.16 |
| COURT GUARDIANSHIP | 43,500.16 |
| 740230 | 42.90 |
| LITIGATION EXPENSES | 42.90 |
| 740270 | 36,250.16 |
| APPOINTED ATTORNEY | 36,250.16 |
| 740290 | 2,099.60 |
| OTHER LITIGATION-APPOINTED ATTORNEY | 2,099.60 |
| 740310 | 5,107.50 |
| APPOINTED ATTORNEY-CIVIL | 5,107.50 |
| 213 | 19,055.30 |
| COURT REPORTER SERVICE | 19,055.30 |
| 8106 | 19,055.30 |
| COURT REPORTER | 19,055.30 |
| 730100 | 298.55 |
| OFFICE SUPPLIES | 298.55 |
| 730330 | 599.00 |
| IT SOFTWARE | 599.00 |
| 740510 | 645.00 |
| PROFESSIONAL DEVELOPMENT | 645.00 |
| 740512 | 17,084.95 |
| PROFESSIONAL SERVICES | 17,084.95 |
| 740540 | 427.80 |
| TRAVEL EXPENSE | 427.80 |

| | |
|---|--------------|
| 214 | 142,697.13 |
| COURTHOUSE SECURITY - COUNTY/DISTRICT COURT | 142,697.13 |
| 6101 | 142,697.13 |
| SHERIFF COURTHOUSE SECURITY | 142,697.13 |
| 740530 | 6,864.53 |
| MOBILE PHONE AND DATA | 6,864.53 |
| 740640 | 134,343.02 |
| CONTRACT SERVICES | 134,343.02 |
| 740660 | 1,489.58 |
| EQUIPMENT RENTAL | 1,489.58 |
| 216 | 158,046.43 |
| JUSTICE COURT TECHNOLOGY | 158,046.43 |
| 8591 | 158,046.43 |
| JP JUSTICE COURT TECHNOLOGY | 158,046.43 |
| 730100 | 12,869.95 |
| OFFICE SUPPLIES | 12,869.95 |
| 740110 | 32,231.00 |
| IT SOFTWARE MAINTENANCE | 32,231.00 |
| 740512 | 109,583.39 |
| PROFESSIONAL SERVICES | 109,583.39 |
| 740530 | 1,868.02 |
| MOBILE PHONE AND DATA | 1,868.02 |
| 740640 | 1,494.07 |
| CONTRACT SERVICES | 1,494.07 |
| 217 | 112,790.62 |
| JUVENILE CASE MANAGER | 112,790.62 |
| 8592 | 112,790.62 |
| JP JUVENILE CASE MANAGER | 112,790.62 |
| 710110 | 73,773.10 |
| SALARY/REGULAR | 73,773.10 |
| 710130 | 667.65 |
| SALARY/OVERTIME | 667.65 |
| 720100 | 5,492.84 |
| SOCIAL SECURITY | 5,492.84 |
| 720110 | 22,790.51 |
| EMPLOYEE INSURANCE | 22,790.51 |
| 720120 | 9,133.90 |
| RETIREMENT | 9,133.90 |
| 720140 | 932.62 |
| STATE UNEMPLOYMENT TAX | 932.62 |
| 218 | 390.50 |
| CC VITAL RECORDS PRESERVATION | 390.50 |
| 2300 | 351.45 |
| COUNTY CLERK | 351.45 |
| 740512 | 351.45 |
| PROFESSIONAL SERVICES | 351.45 |
| 1218 | 39.05 |
| CC VITAL RECORD PRESERVATION | 39.05 |
| 740512 | 39.05 |
| PROFESSIONAL SERVICES | 39.05 |
| 219 | 1,099,638.81 |
| CONTRACT ELECTION SERVICE | 1,099,638.81 |
| 2502 | 187,679.80 |
| CONTRACT ELECTION DIRECT PAID | 187,679.80 |
| 710120 | 168,390.69 |

| | |
|--------------------------------|---------------|
| SALARY/OTHER | 168,390.69 |
| 730100 | 5,996.58 |
| OFFICE SUPPLIES | 5,996.58 |
| 740120 | 175.00 |
| MEDICAL SERVICES | 175.00 |
| 740580 | 433.71 |
| PRINTING | 433.71 |
| 730101 | 12,683.82 |
| FOOD SUPPLIES | 12,683.82 |
| 2503 | 911,959.01 |
| CONTRACT ELECTION MOCO PAYABLE | 911,959.01 |
| 710110 | 99,064.91 |
| SALARY/REGULAR | 99,064.91 |
| 710130 | 27,434.53 |
| SALARY/OVERTIME | 27,434.53 |
| 720100 | 9,492.93 |
| SOCIAL SECURITY | 9,492.93 |
| 720110 | 22,276.84 |
| EMPLOYEE INSURANCE | 22,276.84 |
| 720120 | 12,875.19 |
| RETIREMENT | 12,875.19 |
| 720140 | 1,265.06 |
| STATE UNEMPLOYMENT TAX | 1,265.06 |
| 730100 | 8,195.27 |
| OFFICE SUPPLIES | 8,195.27 |
| 730250 | 2,581.42 |
| SHOP SUPPLIES | 2,581.42 |
| 730320 | 582,757.00 |
| IT HARDWARE | 582,757.00 |
| 730330 | 7,088.00 |
| IT SOFTWARE | 7,088.00 |
| 740510 | 2,659.00 |
| PROFESSIONAL DEVELOPMENT | 2,659.00 |
| 740512 | 124,699.44 |
| PROFESSIONAL SERVICES | 124,699.44 |
| 740530 | 2,798.12 |
| MOBILE PHONE AND DATA | 2,798.12 |
| 740540 | 4.60 |
| TRAVEL EXPENSE | 4.60 |
| 740580 | 8,766.70 |
| PRINTING | 8,766.70 |
| 220 | 52,806,487.73 |
| GRANTS | 52,806,487.73 |
| 2000 | 32,117,917.15 |
| COUNTY JUDGE | 32,117,917.15 |
| 710110 | 21,244.26 |
| SALARY/REGULAR | 21,244.26 |
| 710130 | 84,621.14 |
| SALARY/OVERTIME | 84,621.14 |
| 720100 | 8,092.82 |
| SOCIAL SECURITY | 8,092.82 |
| 720110 | 6,421.12 |
| EMPLOYEE INSURANCE | 6,421.12 |
| 720120 | 10,454.96 |
| RETIREMENT | 10,454.96 |

| | |
|---|---------------|
| 720140 | 233.65 |
| STATE UNEMPLOYMENT TAX | 233.65 |
| 730250 | 106.75 |
| SHOP SUPPLIES | 106.75 |
| 730320 | 28,526.93 |
| IT HARDWARE | 28,526.93 |
| 730390 | 4,213.00 |
| MEDICAL SUPPLIES | 4,213.00 |
| 740540 | 661.25 |
| TRAVEL EXPENSE | 661.25 |
| 740640 | 31,805,021.56 |
| CONTRACT SERVICES | 31,805,021.56 |
| 740694 | 9,109.25 |
| FOOD SERVICE | 9,109.25 |
| 750400 | 139,210.46 |
| CAPITAL OUTLAY-FURNITURE FIXTURES AND EQUIPMENT | 139,210.46 |
| 2500 | 251,796.50 |
| ELECTIONS ADMINISTRATOR | 251,796.50 |
| 710110 | 90,756.40 |
| SALARY/REGULAR | 90,756.40 |
| 710120 | 42,354.00 |
| SALARY/OTHER | 42,354.00 |
| 710130 | 84,928.29 |
| SALARY/OVERTIME | 84,928.29 |
| 720100 | 13,395.55 |
| SOCIAL SECURITY | 13,395.55 |
| 720120 | 12,983.46 |
| RETIREMENT | 12,983.46 |
| 730140 | 547.40 |
| JANITOR SUPPLIES | 547.40 |
| 740580 | 1,233.00 |
| PRINTING | 1,233.00 |
| 740656 | 5,598.40 |
| RENT AND LEASES | 5,598.40 |
| 2600 | 1,968,328.74 |
| INFORMATION TECHNOLOGY | 1,968,328.74 |
| 730320 | 1,968,328.74 |
| IT HARDWARE | 1,968,328.74 |
| 2800 | 8,289,175.48 |
| COUNTY ATTORNEY | 8,289,175.48 |
| 710110 | - |
| SALARY/REGULAR | - |
| 710140 | - |
| SALARY/CELL PHONE ALLOWANCE | - |
| 720100 | - |
| SOCIAL SECURITY | - |
| 720110 | - |
| EMPLOYEE INSURANCE | - |
| 720120 | - |
| RETIREMENT | - |
| 720140 | - |
| STATE UNEMPLOYMENT TAX | - |
| 740512 | 7,777,155.52 |
| PROFESSIONAL SERVICES | 7,777,155.52 |
| 740530 | 7,264.32 |

| | |
|-----------------------------------|--------------|
| MOBILE PHONE AND DATA | 7,264.32 |
| 750300 | 504,755.64 |
| CAPITAL OUTLAY-BUILDING | 504,755.64 |
| 740627 | - |
| TELEPHONE-RESTRICTED | - |
| 3200 | 12,551.05 |
| OTHER | 12,551.05 |
| 740640 | 12,551.05 |
| CONTRACT SERVICES | 12,551.05 |
| 4100 | 7,250.76 |
| ANIMAL SERVICES | 7,250.76 |
| 730100 | 4,709.78 |
| OFFICE SUPPLIES | 4,709.78 |
| 740140 | 2,540.98 |
| VEHICLE MAINTENANCE | 2,540.98 |
| 4300 | 2,541,268.49 |
| MCCD-COUNTY APPROPRIATIONS (CDBG) | 2,541,268.49 |
| 710100 | 52,075.23 |
| SALARY/OFFICIAL-DEPARTMENT HEAD | 52,075.23 |
| 710110 | 113,776.14 |
| SALARY/REGULAR | 113,776.14 |
| 710140 | 371.40 |
| SALARY/CELL PHONE ALLOWANCE | 371.40 |
| 720100 | 12,288.55 |
| SOCIAL SECURITY | 12,288.55 |
| 720110 | 25,496.43 |
| EMPLOYEE INSURANCE | 25,496.43 |
| 720120 | 20,395.49 |
| RETIREMENT | 20,395.49 |
| 720140 | 1,189.95 |
| STATE UNEMPLOYMENT TAX | 1,189.95 |
| 730100 | 2,053.00 |
| OFFICE SUPPLIES | 2,053.00 |
| 730110 | 4,361.94 |
| POSTAGE | 4,361.94 |
| 740510 | - |
| PROFESSIONAL DEVELOPMENT | - |
| 740512 | 1,305,839.15 |
| PROFESSIONAL SERVICES | 1,305,839.15 |
| 740530 | 105.65 |
| MOBILE PHONE AND DATA | 105.65 |
| 740540 | 97.44 |
| TRAVEL EXPENSE | 97.44 |
| 740570 | 3,356.55 |
| ADVERTISING | 3,356.55 |
| 740580 | 2,511.00 |
| PRINTING | 2,511.00 |
| 740640 | 955,089.97 |
| CONTRACT SERVICES | 955,089.97 |
| 740660 | 2,068.57 |
| EQUIPMENT RENTAL | 2,068.57 |
| 740750 | 36,447.49 |
| REMODEL | 36,447.49 |
| 740820 | 216.00 |
| DEMOLITION | 216.00 |

| | |
|--|--------------|
| 750800 | 1,653.54 |
| MAJOR PROJECTS | 1,653.54 |
| 740100 | 1,875.00 |
| IT HARDWARE MAINTENANCE | 1,875.00 |
| 4900 | 10,080.25 |
| RECYCLE CENTERS | 10,080.25 |
| 750800 | 10,080.25 |
| MAJOR PROJECTS | 10,080.25 |
| 5000 | 29,292.52 |
| AIRPORT | 29,292.52 |
| 750800 | 29,292.52 |
| MAJOR PROJECTS | 29,292.52 |
| 5100 | 167,206.38 |
| DISTRICT ATTORNEY | 167,206.38 |
| 710110 | 68,430.72 |
| SALARY/REGULAR | 68,430.72 |
| 710130 | 33,379.80 |
| SALARY/OVERTIME | 33,379.80 |
| 710150 | 9,775.00 |
| SALARY/SPECIAL PAY | 9,775.00 |
| 720100 | 8,265.06 |
| SOCIAL SECURITY | 8,265.06 |
| 720110 | 14,180.60 |
| EMPLOYEE INSURANCE | 14,180.60 |
| 720120 | 13,691.57 |
| RETIREMENT | 13,691.57 |
| 720130 | 1,304.01 |
| WORKERS COMPENSATION | 1,304.01 |
| 720140 | 685.87 |
| STATE UNEMPLOYMENT TAX | 685.87 |
| 740640 | 17,493.75 |
| CONTRACT SERVICES | 17,493.75 |
| 5200 | 5,824,375.08 |
| OFFICE OF HOMELAND SECURITY & EMERGENCY MANAGEMENT | 5,824,375.08 |
| 710110 | 54,867.06 |
| SALARY/REGULAR | 54,867.06 |
| 720100 | 4,058.50 |
| SOCIAL SECURITY | 4,058.50 |
| 720110 | 14,466.82 |
| EMPLOYEE INSURANCE | 14,466.82 |
| 720120 | 6,732.22 |
| RETIREMENT | 6,732.22 |
| 720130 | 237.34 |
| WORKERS COMPENSATION | 237.34 |
| 720140 | 543.91 |
| STATE UNEMPLOYMENT TAX | 543.91 |
| 730100 | 41,589.07 |
| OFFICE SUPPLIES | 41,589.07 |
| 730140 | 68,902.41 |
| JANITOR SUPPLIES | 68,902.41 |
| 730220 | 55,530.56 |
| REPLACEMENTS | 55,530.56 |
| 730240 | 190.09 |
| FUEL | 190.09 |
| 730250 | 109,231.14 |

| | |
|---|--------------|
| SHOP SUPPLIES | 109,231.14 |
| 730260 | 14,648.98 |
| VEHICLE SUPPLIES | 14,648.98 |
| 730270 | 50,216.60 |
| LAW ENFORCEMENT SPECIFIC SUPPLIES | 50,216.60 |
| 730300 | 3,031.00 |
| COMMUNITY AWARENESS SUPPLIES | 3,031.00 |
| 730320 | 36,867.99 |
| IT HARDWARE | 36,867.99 |
| 730330 | 47,900.00 |
| IT SOFTWARE | 47,900.00 |
| 730380 | 493,364.59 |
| AUDIO/VISUAL SUPPLIES | 493,364.59 |
| 730390 | 1,537,637.93 |
| MEDICAL SUPPLIES | 1,537,637.93 |
| 740110 | 13,347.00 |
| IT SOFTWARE MAINTENANCE | 13,347.00 |
| 740140 | 6,993.57 |
| VEHICLE MAINTENANCE | 6,993.57 |
| 740510 | 675.00 |
| PROFESSIONAL DEVELOPMENT | 675.00 |
| 740512 | 884,697.13 |
| PROFESSIONAL SERVICES | 884,697.13 |
| 740530 | 4,091.53 |
| MOBILE PHONE AND DATA | 4,091.53 |
| 740540 | 6,764.30 |
| TRAVEL EXPENSE | 6,764.30 |
| 740640 | 332,022.78 |
| CONTRACT SERVICES | 332,022.78 |
| 740656 | 106,700.00 |
| RENT AND LEASES | 106,700.00 |
| 740660 | 278,029.35 |
| EQUIPMENT RENTAL | 278,029.35 |
| 740694 | - |
| FOOD SERVICE | - |
| 740820 | 135,211.70 |
| DEMOLITION | 135,211.70 |
| 740970 | 16,744.70 |
| FREIGHT AND HANDLING | 16,744.70 |
| 750300 | 319,127.50 |
| CAPITAL OUTLAY-BUILDING | 319,127.50 |
| 750400 | 1,054,107.94 |
| CAPITAL OUTLAY-FURNITURE FIXTURES AND EQUIPMENT | 1,054,107.94 |
| 750600 | 112,707.94 |
| CAPITAL OUTLAY-VEHICLES | 112,707.94 |
| 730101 | 13,138.43 |
| FOOD SUPPLIES | 13,138.43 |
| 5400 | 756,547.45 |
| JUVENILE PROBATION-ADMINISTRATIVE | 756,547.45 |
| 710110 | 283,131.82 |
| SALARY/REGULAR | 283,131.82 |
| 710130 | 355.10 |
| SALARY/OVERTIME | 355.10 |
| 710140 | 169.83 |
| SALARY/CELL PHONE ALLOWANCE | 169.83 |

| | |
|---|------------|
| 720100 | 21,126.22 |
| SOCIAL SECURITY | 21,126.22 |
| 720110 | 71,404.65 |
| EMPLOYEE INSURANCE | 71,404.65 |
| 720120 | 34,804.72 |
| RETIREMENT | 34,804.72 |
| 720140 | 3,129.22 |
| STATE UNEMPLOYMENT TAX | 3,129.22 |
| 730100 | 7,871.41 |
| OFFICE SUPPLIES | 7,871.41 |
| 730240 | 602.50 |
| FUEL | 602.50 |
| 730260 | 21.80 |
| VEHICLE SUPPLIES | 21.80 |
| 730390 | 2,566.32 |
| MEDICAL SUPPLIES | 2,566.32 |
| 740510 | 2,018.48 |
| PROFESSIONAL DEVELOPMENT | 2,018.48 |
| 740512 | 15,550.00 |
| PROFESSIONAL SERVICES | 15,550.00 |
| 740516 | 16,211.05 |
| PROFESSIONAL SERVICES-URINALYSIS | 16,211.05 |
| 740518 | 9,150.00 |
| PROFESSIONAL SERVICES-POLYGRAPH | 9,150.00 |
| 740530 | 6,022.42 |
| MOBILE PHONE AND DATA | 6,022.42 |
| 740540 | 5,912.73 |
| TRAVEL EXPENSE | 5,912.73 |
| 740660 | 172.80 |
| EQUIPMENT RENTAL | 172.80 |
| 740790 | 10,935.51 |
| ELECTRONIC MONITORING | 10,935.51 |
| 740800 | 123,753.94 |
| PURCHASED RESIDENTIAL SERVICE-INTERNAL CONT | 123,753.94 |
| 740810 | 141,636.93 |
| PURCHASED RESIDENTIAL SERVICE-EXTERNAL CONT | 141,636.93 |
| 5401 | 240,234.02 |
| JUVENILE PROBATION-DETENTION | 240,234.02 |
| 710110 | 67,032.61 |
| SALARY/REGULAR | 67,032.61 |
| 720100 | 5,038.45 |
| SOCIAL SECURITY | 5,038.45 |
| 720110 | 17,692.15 |
| EMPLOYEE INSURANCE | 17,692.15 |
| 720120 | 8,224.81 |
| RETIREMENT | 8,224.81 |
| 720140 | 795.08 |
| STATE UNEMPLOYMENT TAX | 795.08 |
| 730100 | 1,165.26 |
| OFFICE SUPPLIES | 1,165.26 |
| 740512 | 77,710.27 |
| PROFESSIONAL SERVICES | 77,710.27 |
| 740694 | 22,778.80 |
| FOOD SERVICE | 22,778.80 |
| 740800 | 12,059.09 |

| | |
|---|------------|
| PURCHASED RESIDENTIAL SERVICE-INTERNAL CONT | 12,059.09 |
| 740810 | 27,737.50 |
| PURCHASED RESIDENTIAL SERVICE-EXTERNAL CONT | 27,737.50 |
| 6000 | 14,700.00 |
| SHERIFF | 14,700.00 |
| 730390 | 14,700.00 |
| MEDICAL SUPPLIES | 14,700.00 |
| 6200 | 153,999.70 |
| SHERIFF CID | 153,999.70 |
| 710110 | 17,877.44 |
| SALARY/REGULAR | 17,877.44 |
| 720100 | 1,361.44 |
| SOCIAL SECURITY | 1,361.44 |
| 720110 | 4,559.65 |
| EMPLOYEE INSURANCE | 4,559.65 |
| 720120 | 2,193.56 |
| RETIREMENT | 2,193.56 |
| 720130 | 86.71 |
| WORKERS COMPENSATION | 86.71 |
| 720140 | 197.18 |
| STATE UNEMPLOYMENT TAX | 197.18 |
| 730100 | 558.72 |
| OFFICE SUPPLIES | 558.72 |
| 730270 | 41,915.00 |
| LAW ENFORCEMENT SPECIFIC SUPPLIES | 41,915.00 |
| 750600 | 85,250.00 |
| CAPITAL OUTLAY-VEHICLES | 85,250.00 |
| 6202 | 33,800.22 |
| SHERIFF ORGANIZED CRIME | 33,800.22 |
| 710130 | 15,454.01 |
| SALARY/OVERTIME | 15,454.01 |
| 720100 | 1,143.92 |
| SOCIAL SECURITY | 1,143.92 |
| 720110 | - |
| EMPLOYEE INSURANCE | - |
| 720120 | 1,896.21 |
| RETIREMENT | 1,896.21 |
| 730100 | 1,556.10 |
| OFFICE SUPPLIES | 1,556.10 |
| 730270 | 8,781.86 |
| LAW ENFORCEMENT SPECIFIC SUPPLIES | 8,781.86 |
| 740540 | 368.12 |
| TRAVEL EXPENSE | 368.12 |
| 740660 | 4,600.00 |
| EQUIPMENT RENTAL | 4,600.00 |
| 6300 | 29,039.60 |
| SHERIFF PATROL | 29,039.60 |
| 710130 | 23,587.79 |
| SALARY/OVERTIME | 23,587.79 |
| 720100 | 1,768.70 |
| SOCIAL SECURITY | 1,768.70 |
| 720120 | 2,894.23 |
| RETIREMENT | 2,894.23 |
| 720130 | 788.88 |
| WORKERS COMPENSATION | 788.88 |

| | |
|-----------------------------------|------------|
| 6302 | 235,017.52 |
| SHERIFF PATROL WEST | 235,017.52 |
| 710110 | 83,835.36 |
| SALARY/REGULAR | 83,835.36 |
| 720100 | 6,326.32 |
| SOCIAL SECURITY | 6,326.32 |
| 720110 | 14,152.28 |
| EMPLOYEE INSURANCE | 14,152.28 |
| 720120 | 10,286.66 |
| RETIREMENT | 10,286.66 |
| 720130 | 1,541.87 |
| WORKERS COMPENSATION | 1,541.87 |
| 720140 | 541.19 |
| STATE UNEMPLOYMENT TAX | 541.19 |
| 730100 | 734.66 |
| OFFICE SUPPLIES | 734.66 |
| 730240 | 2,222.82 |
| FUEL | 2,222.82 |
| 730260 | 2,447.48 |
| VEHICLE SUPPLIES | 2,447.48 |
| 730270 | 456.00 |
| LAW ENFORCEMENT SPECIFIC SUPPLIES | 456.00 |
| 730330 | 7,657.75 |
| IT SOFTWARE | 7,657.75 |
| 740140 | 3,749.23 |
| VEHICLE MAINTENANCE | 3,749.23 |
| 740530 | 2,376.77 |
| MOBILE PHONE AND DATA | 2,376.77 |
| 740580 | 118.83 |
| PRINTING | 118.83 |
| 740640 | 96,500.30 |
| CONTRACT SERVICES | 96,500.30 |
| 740660 | 2,070.00 |
| EQUIPMENT RENTAL | 2,070.00 |
| 6500 | 9,131.91 |
| SHERIFF ADMINISTRATIVE | 9,131.91 |
| 710110 | 4,710.40 |
| SALARY/REGULAR | 4,710.40 |
| 710130 | 22.08 |
| SALARY/OVERTIME | 22.08 |
| 720100 | 362.03 |
| SOCIAL SECURITY | 362.03 |
| 720120 | 580.67 |
| RETIREMENT | 580.67 |
| 720130 | 33.98 |
| WORKERS COMPENSATION | 33.98 |
| 720140 | 75.72 |
| STATE UNEMPLOYMENT TAX | 75.72 |
| 730100 | - |
| OFFICE SUPPLIES | - |
| 730320 | 2,932.03 |
| IT HARDWARE | 2,932.03 |
| 740512 | 175.00 |
| PROFESSIONAL SERVICES | 175.00 |
| 740580 | 240.00 |

| | |
|-------------------------|-----------|
| PRINTING | 240.00 |
| 7100 | 4,215.34 |
| CONSTABLE PRECINCT 1 | 4,215.34 |
| 710130 | 3,406.96 |
| SALARY/OVERTIME | 3,406.96 |
| 720100 | 249.81 |
| SOCIAL SECURITY | 249.81 |
| 720120 | 418.05 |
| RETIREMENT | 418.05 |
| 720130 | 140.52 |
| WORKERS COMPENSATION | 140.52 |
| 7300 | 467.29 |
| CONSTABLE PRECINCT 3 | 467.29 |
| 730100 | 266.45 |
| OFFICE SUPPLIES | 266.45 |
| 730280 | 200.84 |
| CANINE EXPENSES | 200.84 |
| 7400 | 222.28 |
| CONSTABLE PRECINCT 4 | 222.28 |
| 710130 | 185.52 |
| SALARY/OVERTIME | 185.52 |
| 720100 | 14.00 |
| SOCIAL SECURITY | 14.00 |
| 720120 | 22.76 |
| RETIREMENT | 22.76 |
| 7500 | 33,185.83 |
| CONSTABLE PRECINCT 5 | 33,185.83 |
| 710130 | 4,869.46 |
| SALARY/OVERTIME | 4,869.46 |
| 720100 | 367.56 |
| SOCIAL SECURITY | 367.56 |
| 720120 | 597.49 |
| RETIREMENT | 597.49 |
| 720130 | 146.82 |
| WORKERS COMPENSATION | 146.82 |
| 750600 | 27,204.50 |
| CAPITAL OUTLAY-VEHICLES | 27,204.50 |
| 8340 | 64,521.90 |
| 359TH DISTRICT COURT | 64,521.90 |
| 710110 | 21,012.80 |
| SALARY/REGULAR | 21,012.80 |
| 720100 | 1,476.15 |
| SOCIAL SECURITY | 1,476.15 |
| 720110 | 4,559.65 |
| EMPLOYEE INSURANCE | 4,559.65 |
| 720120 | 2,578.30 |
| RETIREMENT | 2,578.30 |
| 720140 | 208.08 |
| STATE UNEMPLOYMENT TAX | 208.08 |
| 730100 | 237.37 |
| OFFICE SUPPLIES | 237.37 |
| 740512 | 34,149.55 |
| PROFESSIONAL SERVICES | 34,149.55 |
| 740540 | 300.00 |
| TRAVEL EXPENSE | 300.00 |

| | |
|---------------------------------|---------------|
| 9400 | 4,635.23 |
| COMMISSIONER PRECINCT 4 | 4,635.23 |
| 730190 | 2,242.13 |
| ROAD MATERIALS | 2,242.13 |
| 740570 | 1,597.50 |
| ADVERTISING | 1,597.50 |
| 750800 | 795.60 |
| MAJOR PROJECTS | 795.60 |
| 9109 | 7,527.04 |
| RECYCLE - PRECINCT 1 | 7,527.04 |
| 710110 | 5,785.50 |
| SALARY/REGULAR | 5,785.50 |
| 720100 | 442.59 |
| SOCIAL SECURITY | 442.59 |
| 720110 | 589.07 |
| EMPLOYEE INSURANCE | 589.07 |
| 720120 | 709.88 |
| RETIREMENT | 709.88 |
| 221 | 187,727.47 |
| HAVA | 187,727.47 |
| 2500 | 187,727.47 |
| ELECTIONS ADMINISTRATOR | 187,727.47 |
| 710100 | - |
| SALARY/OFFICIAL-DEPARTMENT HEAD | - |
| 710110 | 57,914.34 |
| SALARY/REGULAR | 57,914.34 |
| 710130 | 40,357.70 |
| SALARY/OVERTIME | 40,357.70 |
| 720100 | 7,472.95 |
| SOCIAL SECURITY | 7,472.95 |
| 720120 | 6,322.36 |
| RETIREMENT | 6,322.36 |
| 730100 | 7,173.41 |
| OFFICE SUPPLIES | 7,173.41 |
| 730140 | 135.96 |
| JANITOR SUPPLIES | 135.96 |
| 730210 | 601.05 |
| DATA PROCESSING SUPPLIES | 601.05 |
| 730240 | 113.45 |
| FUEL | 113.45 |
| 730250 | 446.37 |
| SHOP SUPPLIES | 446.37 |
| 730320 | 40,108.30 |
| IT HARDWARE | 40,108.30 |
| 740512 | 17,432.67 |
| PROFESSIONAL SERVICES | 17,432.67 |
| 740580 | 5,145.00 |
| PRINTING | 5,145.00 |
| 740656 | 979.72 |
| RENT AND LEASES | 979.72 |
| 740660 | 694.19 |
| EQUIPMENT RENTAL | 694.19 |
| 740100 | 2,830.00 |
| IT HARDWARE MAINTENANCE | 2,830.00 |
| 300 | 30,008,845.47 |


| | |
|---|------------------|
| DEBT SERVICE | 30,008,845.47 |
| 3290 | 30,008,845.47 |
| DEBT SERVICE | 30,008,845.47 |
| 780100 | 18,170,000.00 |
| PRINCIPAL RETIREMENT | 18,170,000.00 |
| 780200 | 11,685,259.88 |
| INTEREST AND FISCAL CHARGES | 11,685,259.88 |
| 780400 | 153,585.59 |
| ISSUANCE COSTS | 153,585.59 |
| 340 | (219,626,641.73) |
| GASB 34 CONVERSION | (219,626,641.73) |
| 1340 | (219,626,641.73) |
| GASB 34 CONVERSION | (219,626,641.73) |
| 740512 | (655,591.38) |
| PROFESSIONAL SERVICES | (655,591.38) |
| 750200 | (28,156,753.01) |
| CAPITAL OUTLAY-LAND | (28,156,753.01) |
| 750400 | (94,853.64) |
| CAPITAL OUTLAY-FURNITURE FIXTURES AND EQUIPMENT | (94,853.64) |
| 750500 | (107,471,914.73) |
| CAPITAL OUTLAY-INTANGIBLES | (107,471,914.73) |
| 750600 | (69,694.00) |
| CAPITAL OUTLAY-VEHICLES | (69,694.00) |
| 750700 | (3,186.59) |
| CAPITAL OUTLAY-BOOKS | (3,186.59) |
| 750800 | (83,174,648.38) |
| MAJOR PROJECTS | (83,174,648.38) |
| 400 | 3,197,285.99 |
| LOCAL CAPITAL PROJECTS | 3,197,285.99 |
| 1400 | 3,197,285.99 |
| LOCAL CAPITAL PROJECTS | 3,197,285.99 |
| 730320 | 29,041.07 |
| IT HARDWARE | 29,041.07 |
| 730330 | 8,618.10 |
| IT SOFTWARE | 8,618.10 |
| 740110 | 79,404.75 |
| IT SOFTWARE MAINTENANCE | 79,404.75 |
| 740512 | 63,754.00 |
| PROFESSIONAL SERVICES | 63,754.00 |
| 740628 | 18,040.00 |
| TELEPHONE-FIBER OPTIC-RESTRICTED | 18,040.00 |
| 740662 | 2,026,442.88 |
| LEASE TO PURCHASE | 2,026,442.88 |
| 750200 | 11,598.69 |
| CAPITAL OUTLAY-LAND | 11,598.69 |
| 750300 | (82.99) |
| CAPITAL OUTLAY-BUILDING | (82.99) |
| 750400 | 91,587.62 |
| CAPITAL OUTLAY-FURNITURE FIXTURES AND EQUIPMENT | 91,587.62 |
| 750800 | 868,881.87 |
| MAJOR PROJECTS | 868,881.87 |
| 404 | 2,090,265.21 |
| C/P ROAD BONDS 2016 | 2,090,265.21 |
| 1903 | 1,849,381.37 |
| CAPITAL ROAD PROJECTS | 1,849,381.37 |

| | |
|-----------------------------|--------------|
| 730190 | 483,621.32 |
| ROAD MATERIALS | 483,621.32 |
| 730200 | 118,792.43 |
| CRUSHED CONCRETE/REJECT | 118,792.43 |
| 740512 | 4,882.04 |
| PROFESSIONAL SERVICES | 4,882.04 |
| 750200 | 91,918.00 |
| CAPITAL OUTLAY-LAND | 91,918.00 |
| 750800 | 1,150,167.58 |
| MAJOR PROJECTS | 1,150,167.58 |
| 9400 | 240,883.84 |
| COMMISSIONER PRECINCT 4 | 240,883.84 |
| 730190 | 238,347.84 |
| ROAD MATERIALS | 238,347.84 |
| 740512 | 2,061.00 |
| PROFESSIONAL SERVICES | 2,061.00 |
| 740730 | 475.00 |
| ACQUISITION COSTS | 475.00 |
| 405 | 4,847,249.56 |
| C/P ROAD BONDS 2016A | 4,847,249.56 |
| 1903 | 4,666,043.84 |
| CAPITAL ROAD PROJECTS | 4,666,043.84 |
| 740512 | 3,600.00 |
| PROFESSIONAL SERVICES | 3,600.00 |
| 740650 | - |
| SIGN AND SIGNAL MAINTENANCE | - |
| 750200 | 372,181.00 |
| CAPITAL OUTLAY-LAND | 372,181.00 |
| 750800 | 4,290,262.84 |
| MAJOR PROJECTS | 4,290,262.84 |
| 9100 | 51,181.02 |
| COMMISSIONER PRECINCT 1 | 51,181.02 |
| 740430 | 3,360.00 |
| STRIPING/SEALANT SERVICES | 3,360.00 |
| 740512 | 47,821.02 |
| PROFESSIONAL SERVICES | 47,821.02 |
| 9400 | 130,024.70 |
| COMMISSIONER PRECINCT 4 | 130,024.70 |
| 730190 | 119,219.78 |
| ROAD MATERIALS | 119,219.78 |
| 740512 | 5,751.92 |
| PROFESSIONAL SERVICES | 5,751.92 |
| 740730 | 5,053.00 |
| ACQUISITION COSTS | 5,053.00 |
| 406 | 3,616,765.66 |
| C/P ROAD BONDS 2018 | 3,616,765.66 |
| 1903 | 2,966,100.97 |
| CAPITAL ROAD PROJECTS | 2,966,100.97 |
| 730190 | 698,146.49 |
| ROAD MATERIALS | 698,146.49 |
| 740512 | 253.39 |
| PROFESSIONAL SERVICES | 253.39 |
| 740650 | - |
| SIGN AND SIGNAL MAINTENANCE | - |
| 750800 | 2,267,701.09 |

| | |
|---------------------------|---------------|
| MAJOR PROJECTS | 2,267,701.09 |
| 9100 | 165,966.76 |
| COMMISSIONER PRECINCT 1 | 165,966.76 |
| 740430 | 16,758.80 |
| STRIPING/SEALANT SERVICES | 16,758.80 |
| 740512 | 93,474.21 |
| PROFESSIONAL SERVICES | 93,474.21 |
| 750800 | 55,733.75 |
| MAJOR PROJECTS | 55,733.75 |
| 9200 | (30,322.00) |
| COMMISSIONER PRECINCT 2 | (30,322.00) |
| 740512 | 30,310.00 |
| PROFESSIONAL SERVICES | 30,310.00 |
| 750800 | (60,632.00) |
| MAJOR PROJECTS | (60,632.00) |
| 9300 | 180,683.00 |
| COMMISSIONER PRECINCT 3 | 180,683.00 |
| 750800 | 180,683.00 |
| MAJOR PROJECTS | 180,683.00 |
| 9400 | 334,336.93 |
| COMMISSIONER PRECINCT 4 | 334,336.93 |
| 740512 | 334,336.93 |
| PROFESSIONAL SERVICES | 334,336.93 |
| 407 | 2,371,872.26 |
| C/P ROAD BONDS 2018B | 2,371,872.26 |
| 1903 | 934,748.41 |
| CAPITAL ROAD PROJECTS | 934,748.41 |
| 740512 | 12,750.50 |
| PROFESSIONAL SERVICES | 12,750.50 |
| 750200 | (1,814.00) |
| CAPITAL OUTLAY-LAND | (1,814.00) |
| 750800 | 923,811.91 |
| MAJOR PROJECTS | 923,811.91 |
| 9100 | 2,000.00 |
| COMMISSIONER PRECINCT 1 | 2,000.00 |
| 740430 | 2,000.00 |
| STRIPING/SEALANT SERVICES | 2,000.00 |
| 9200 | 1,435,123.85 |
| COMMISSIONER PRECINCT 2 | 1,435,123.85 |
| 730190 | 1,376,692.85 |
| ROAD MATERIALS | 1,376,692.85 |
| 740512 | 58,431.00 |
| PROFESSIONAL SERVICES | 58,431.00 |
| 408 | 3,159,021.57 |
| C/P SHERIFF'S PROJECTS | 3,159,021.57 |
| 1408 | 3,159,021.57 |
| SHERIFF PROJECTS | 3,159,021.57 |
| 750200 | 998,264.50 |
| CAPITAL OUTLAY-LAND | 998,264.50 |
| 750800 | 2,160,757.07 |
| MAJOR PROJECTS | 2,160,757.07 |
| 500 | 20,438,658.00 |
| SELF INSURANCE | 20,438,658.00 |
| 2200 | 129.21 |
| RISK MANAGEMENT | 129.21 |

| | |
|--|---------------|
| 740962 | 24.36 |
| EMPLOYEE ASSISTANCE PROGRAM FEES | 24.36 |
| 740964 | 104.85 |
| PREFERRED PROVIDER ORGANIZATION FEES | 104.85 |
| 2201 | 20,438,528.79 |
| SELF INSURANCE | 20,438,528.79 |
| 730100 | 816.91 |
| OFFICE SUPPLIES | 816.91 |
| 730330 | 136,460.00 |
| IT SOFTWARE | 136,460.00 |
| 740120 | 13,330,941.41 |
| MEDICAL SERVICES | 13,330,941.41 |
| 740130 | 854,537.02 |
| PHYSICIAN SERVICES | 854,537.02 |
| 740190 | 3,164,343.28 |
| RX CLAIMS | 3,164,343.28 |
| 740512 | 108.00 |
| PROFESSIONAL SERVICES | 108.00 |
| 740640 | 7,669.76 |
| CONTRACT SERVICES | 7,669.76 |
| 740660 | 1,749.99 |
| EQUIPMENT RENTAL | 1,749.99 |
| 740710 | 408,594.38 |
| ADMINISTRATIVE CHARGES | 408,594.38 |
| 740740 | 9,854.19 |
| BANK SERVICE CHARGES | 9,854.19 |
| 740940 | 1,137,055.12 |
| INSURANCE PREMIUMS | 1,137,055.12 |
| 740960 | 105,339.60 |
| PRE-CERTIFICATION/ UTILITIZATION REVIEW FEES | 105,339.60 |
| 740962 | 32,366.42 |
| EMPLOYEE ASSISTANCE PROGRAM FEES | 32,366.42 |
| 740964 | 189,554.77 |
| PREFERRED PROVIDER ORGANIZATION FEES | 189,554.77 |
| 740968 | 1,059,137.94 |
| STOP LOSS PREMIUMS | 1,059,137.94 |
| 501 | 669,048.39 |
| WORKERS' COMPENSATION | 669,048.39 |
| 2203 | 669,048.39 |
| WORKERS COMPENSATION | 669,048.39 |
| 740120 | 387,508.39 |
| MEDICAL SERVICES | 387,508.39 |
| 740700 | 281,540.00 |
| INSURANCE/BOND PREMIUMS | 281,540.00 |
| 502 | 1,681,990.70 |
| PROPERTY/CASUALTY | 1,681,990.70 |
| 2202 | 1,681,990.70 |
| PROPERTY/CASUALTY | 1,681,990.70 |
| 740700 | 41,261.00 |
| INSURANCE/BOND PREMIUMS | 41,261.00 |
| 740710 | 513,913.37 |
| ADMINISTRATIVE CHARGES | 513,913.37 |
| 740930 | 37,787.00 |
| DAMAGE REPAIRS | 37,787.00 |
| 740940 | 930,656.48 |

| | |
|-----------------------------|---------------|
| INSURANCE PREMIUMS | 930,656.48 |
| 740950 | 2,559.00 |
| BONDS-NOTARIES | 2,559.00 |
| 740952 | (14,186.15) |
| BONDS-SURETY | (14,186.15) |
| 760600 | 170,000.00 |
| SETTLEMENT COSTS | 170,000.00 |
| 999 | 4,744,553.43 |
| DEFAULT ZONE FUND | 4,744,553.43 |
| 1903 | 4,744,553.43 |
| CAPITAL ROAD PROJECTS | 4,744,553.43 |
| 730180 | 8,309.00 |
| CULVERTS | 8,309.00 |
| 730190 | 24,000.00 |
| ROAD MATERIALS | 24,000.00 |
| 740512 | 104,661.39 |
| PROFESSIONAL SERVICES | 104,661.39 |
| 740650 | - |
| SIGN AND SIGNAL MAINTENANCE | - |
| 750200 | - |
| CAPITAL OUTLAY-LAND | - |
| 750800 | 4,607,583.04 |
| MAJOR PROJECTS | 4,607,583.04 |
| (blank) | |
| (blank) | |
| (blank) | |
| (blank) | |
| (blank) | |
| (blank) | |
| 421 | 1,034,787.34 |
| ROAD BOND CLEARING FUND 421 | 1,034,787.34 |
| 1903 | 1,034,787.34 |
| CAPITAL ROAD PROJECTS | 1,034,787.34 |
| 750200 | 1,001,712.77 |
| CAPITAL OUTLAY-LAND | 1,001,712.77 |
| 750300 | 33,074.57 |
| CAPITAL OUTLAY-BUILDING | 33,074.57 |
| 750800 | - |
| MAJOR PROJECTS | - |
| 222 | 15,196,837.47 |
| JAIL PASS THRU | 15,196,837.47 |
| 6601 | 15,196,837.47 |
| SHERIFF JAIL | 15,196,837.47 |
| 740640 | 15,196,837.47 |
| CONTRACT SERVICES | 15,196,837.47 |



Montgomery County, Texas
Office of the County Auditor
501 North Thompson, Suite 205, Conroe, Texas 77301
P. O. Box 539, Conroe, Texas 77305

Rakesh Pandey, CPA
County Auditor

Angela H. Blocker
1st Assistant County Auditor

TO: Commissioners Court

FROM: Rakesh Pandey, County Auditor *RP*

DATE: May 25, 2021

RE: County Auditor's Report

The following reports "Report of Revenues" and "Report of Expenditures" are provided to the Commissioners Court in compliance with Local Government Code 114.024.

If you have any questions, please do not hesitate to contact me.

RP/mo

MONTGOMERY COUNTY, TEXAS

REPORT OF REVENUES

For Fiscal Year Ended September 30, 2021

May 17, 2021

| | Sum of NetTransactionAmount |
|--|-----------------------------|
| 100 | (206,026,425.41) |
| GENERAL OPERATIONS | (206,026,425.41) |
| 1100 | (193,647,163.63) |
| GENERAL FUND | (193,647,163.63) |
| 400100 | (182,261,476.10) |
| CURRENT TAXES | (182,261,476.10) |
| 400110 | (950,193.77) |
| DELINQUENT TAXES | (950,193.77) |
| 400120 | (876,576.76) |
| PENALTY AND INTEREST | (876,576.76) |
| 400140 | (959,763.57) |
| OTHER TAXES | (959,763.57) |
| 410100 | (105,307.50) |
| TABC LICENSES | (105,307.50) |
| 410102 | (382,575.00) |
| HEALTH PERMITS | (382,575.00) |
| 420304 | (555,591.66) |
| OTHER ALLOCATIONS | (555,591.66) |
| 430104 | (8,439.47) |
| COUNTY JUDGE FEES | (8,439.47) |
| 430106 | (90,456.96) |
| SHERIFF FEES | (90,456.96) |
| 430108 | (6,582.24) |
| COUNTY ATTORNEY FEES | (6,582.24) |
| 430110 | (2,798,829.42) |
| COUNTY CLERK FEES | (2,798,829.42) |
| 430118 | (406,242.49) |
| TPW SALES TAX COMMISSION | (406,242.49) |
| 430132 | (819,276.78) |
| DISTRICT CLERK FEES | (819,276.78) |
| 430134 | (2,259,345.03) |
| JUSTICE OF THE PEACE FEES | (2,259,345.03) |
| 430136 | (632.46) |
| TRUANCY PREVENTION AND DIVERSION CCP 102.015 | (632.46) |
| 430138 | (9,468.33) |
| CONSTABLE FEES | (9,468.33) |
| 430140 | (23.00) |
| VOTER REGISTRATION FEES | (23.00) |
| 430142 | (77,324.88) |
| CRIMINAL JUSTICE FEES | (77,324.88) |
| 430144 | (549.71) |
| CHILD SAFETY | (549.71) |
| 430148 | (5,000.00) |
| BAIL BOND ADMINISTRATION FEES | (5,000.00) |
| 430150 | (25,312.06) |
| TRAFFIC SAFETY FEES | (25,312.06) |
| 430152 | (33,571.46) |
| FAILURE TO APPEAR FEES | (33,571.46) |

| | |
|---------------------------------------|--------------|
| 430156 | (50,863.85) |
| LEOSE-ANNUAL ALLOCATION | (50,863.85) |
| 430158 | (4,153.91) |
| JUDICIAL EDUCATION | (4,153.91) |
| 430164 | (13,599.67) |
| HB530 DRUG COURT FEE-UNRESTRICTED | (13,599.67) |
| 430166 | (19,294.45) |
| CCP102.0178 DRUG COURT FEE-RESTRICTED | (19,294.45) |
| 430170 | (9,358.48) |
| HAZARDOUS WASTE MANAGEMENT FEE | (9,358.48) |
| 430174 | (291,666.69) |
| DETENTION ADMINISTRATION SERVICES | (291,666.69) |
| 430176 | (6,979.00) |
| PROBATION FEES | (6,979.00) |
| 430178 | (77.98) |
| COMMUNITY RESTITUTION FEES | (77.98) |
| 430212 | (30,489.94) |
| JURY FEES | (30,489.94) |
| 430216 | (38,370.50) |
| INMATE TELEPHONE FEE | (38,370.50) |
| 440100 | (450,834.25) |
| INTEREST-BANK | (450,834.25) |
| 440120 | 211,504.58 |
| INVESTMENT EARNINGS | 211,504.58 |
| 450100 | (812.94) |
| COMMISSIONS | (812.94) |
| 450210 | (47,600.80) |
| CONTRACT REIMBURSEMENT-ADMINISTRATION | (47,600.80) |
| 450318 | (2,557.00) |
| RENTS/LEASES | (2,557.00) |
| 450320 | (123,716.10) |
| MISCELLANEOUS | (123,716.10) |
| 450326 | (3,131.37) |
| TEMPORARY SUSPENSE REVENUE | (3,131.37) |
| 450328 | (33,573.61) |
| SALE OF ASSETS | (33,573.61) |
| 460100 | 2,000.00 |
| COURT FINES | 2,000.00 |
| 410116 | (250.00) |
| RECYCLE CENTER PERMITS | (250.00) |
| 440110 | (100,799.02) |
| FAIR MARKET VALUE | (100,799.02) |
| 2100 | - |
| HUMAN RESOURCES | - |
| 450200 | - |
| CONTRACT SERVICE REVENUE | - |
| 2200 | (37,031.31) |
| RISK MANAGEMENT | (37,031.31) |
| 450200 | - |
| CONTRACT SERVICE REVENUE | - |
| 450328 | (37,031.31) |
| SALE OF ASSETS | (37,031.31) |
| 2302 | - |
| COURT COLLECTIONS | - |
| 450200 | - |

| | |
|------------------------------|----------------|
| CONTRACT SERVICE REVENUE | - |
| 2800 | (26,492.56) |
| COUNTY ATTORNEY | (26,492.56) |
| 420100 | (20,342.56) |
| FEDERAL GRANT REVENUE | (20,342.56) |
| 420204 | (6,150.00) |
| STATE ALLOCATIONS | (6,150.00) |
| 2801 | (70,689.40) |
| COUNTY ATTORNEY STATE FUNDS | (70,689.40) |
| 420204 | (70,000.00) |
| STATE ALLOCATIONS | (70,000.00) |
| 430108 | (435.84) |
| COUNTY ATTORNEY FEES | (435.84) |
| 440100 | (253.56) |
| INTEREST-BANK | (253.56) |
| 3000 | - |
| BUILDING CUSTODIAL SERVICES | - |
| 410110 | - |
| AUTO REGISTRATION | - |
| 430180 | - |
| VEHICLE TOWING PROGRAM FEES | - |
| 3200 | (2,000.00) |
| OTHER | (2,000.00) |
| 430120 | (2,000.00) |
| APPLICATION FEES | (2,000.00) |
| 3210 | (1,927,321.84) |
| NON-DEPARTMENTAL | (1,927,321.84) |
| 450200 | (1,927,321.84) |
| CONTRACT SERVICE REVENUE | (1,927,321.84) |
| 3220 | (94,205.31) |
| ALTERNATE DISPUTE RESOLUTION | (94,205.31) |
| 430110 | (14,240.31) |
| COUNTY CLERK FEES | (14,240.31) |
| 430132 | (56,010.00) |
| DISTRICT CLERK FEES | (56,010.00) |
| 430134 | (23,955.00) |
| JUSTICE OF THE PEACE FEES | (23,955.00) |
| 3240 | (1,045.00) |
| HISTORICAL COMMISSION | (1,045.00) |
| 450300 | (1,045.00) |
| CONTRIBUTIONS | (1,045.00) |
| 3250 | (298.24) |
| CHILD WELFARE | (298.24) |
| 420100 | (967.43) |
| FEDERAL GRANT REVENUE | (967.43) |
| 420200 | 669.19 |
| STATE GRANT REVENUE | 669.19 |
| 3400 | (21,595.58) |
| COUNTY AUDITOR | (21,595.58) |
| 450200 | (21,595.58) |
| CONTRACT SERVICE REVENUE | (21,595.58) |
| 3700 | (935,043.57) |
| TAX ASSESSOR/COLLECTOR | (935,043.57) |
| 430118 | (52,782.92) |
| TPW SALES TAX COMMISSION | (52,782.92) |

| | |
|-----------------------------|--------------|
| 430122 | (873,553.35) |
| SUPPLEMENTAL MVD FEES | (873,553.35) |
| 430126 | (8,957.30) |
| TPW TITLE FEE | (8,957.30) |
| 430128 | 250.00 |
| VTR LICENSE APP FEE-OWNER | 250.00 |
| 3701 | (83,055.73) |
| TAC SPECIAL INVENTORY TAX | (83,055.73) |
| 440100 | (83,055.73) |
| INTEREST-BANK | (83,055.73) |
| 3703 | (2,600.00) |
| TAC VTR | (2,600.00) |
| 430128 | (2,450.00) |
| VTR LICENSE APP FEE-OWNER | (2,450.00) |
| 430130 | (150.00) |
| VTR LICENSE APP FEE-RUNNER | (150.00) |
| 4001 | (349,195.00) |
| PERMITS | (349,195.00) |
| 410106 | (349,195.00) |
| FOOD SERVICE PERMITS | (349,195.00) |
| 4100 | (293,128.99) |
| ANIMAL SERVICES | (293,128.99) |
| 410104 | (3,045.00) |
| ANIMAL CONTROL TRANSPORT | (3,045.00) |
| 430190 | (67,752.00) |
| ADOPTION FEES | (67,752.00) |
| 430192 | (61,085.00) |
| ANIMAL SHELTER FEES | (61,085.00) |
| 430194 | (77,850.00) |
| CLINIC SERVICES | (77,850.00) |
| 430196 | (10,305.00) |
| IMPOUND FEES | (10,305.00) |
| 450300 | (73,091.99) |
| CONTRIBUTIONS | (73,091.99) |
| 4200 | (72,363.30) |
| FORENSIC SERVICES | (72,363.30) |
| 430200 | (71,929.00) |
| INQUESTS AND AUTOPSIES | (71,929.00) |
| 430210 | (434.30) |
| FORENSIC ADMINISTRATION FEE | (434.30) |
| CONVENTION CENTER | (501,095.22) |
| 420304 | (282,304.26) |
| OTHER ALLOCATIONS | (282,304.26) |
| 430162 | 2,000.00 |
| PARK FEES | 2,000.00 |
| 430226 | 5,995.91 |
| RENTAL/USER FEES | 5,995.91 |
| 450318 | (226,786.87) |
| RENTS/LEASES | (226,786.87) |
| 4500 | (36,616.34) |
| MEMORIAL LIBRARY | (36,616.34) |
| 430224 | (393.60) |
| BOOK FINES | (393.60) |
| 450300 | (36,222.74) |
| CONTRIBUTIONS | (36,222.74) |

| | |
|--|--------------|
| 5000 | (371,534.55) |
| AIRPORT | (371,534.55) |
| 430226 | (293,585.92) |
| RENTAL/USER FEES | (293,585.92) |
| 430230 | (77,948.63) |
| FUEL FLOW FEES | (77,948.63) |
| 5050 | (81,974.70) |
| CUSTOMS | (81,974.70) |
| 430226 | (81,974.70) |
| RENTAL/USER FEES | (81,974.70) |
| 450200 | - |
| CONTRACT SERVICE REVENUE | - |
| 5100 | (43,567.62) |
| DISTRICT ATTORNEY | (43,567.62) |
| 410110 | - |
| AUTO REGISTRATION | - |
| 420204 | (23,244.00) |
| STATE ALLOCATIONS | (23,244.00) |
| 440100 | (4.80) |
| INTEREST-BANK | (4.80) |
| 450200 | - |
| CONTRACT SERVICE REVENUE | - |
| 460130 | (20,318.82) |
| FORFEITURES-BONDS | (20,318.82) |
| 5101 | (15,009.44) |
| DISTRICT ATTORNEY STATE FUNDS | (15,009.44) |
| 420204 | (15,000.00) |
| STATE ALLOCATIONS | (15,000.00) |
| 440100 | (9.44) |
| INTEREST-BANK | (9.44) |
| 5200 | (1,045.25) |
| OFFICE OF HOMELAND SECURITY & EMERGENCY MANAGEMENT | (1,045.25) |
| 450328 | (1,045.25) |
| SALE OF ASSETS | (1,045.25) |
| 5301 | (648,551.00) |
| FIRE MARSHAL - INSPECTIONS | (648,551.00) |
| 430184 | (161,051.00) |
| FIRE INSPECTION FEE-EXISTING | (161,051.00) |
| 430186 | (462,500.00) |
| FIRE INSPECTION FEE-NEW CONSTRUCTION | (462,500.00) |
| 450200 | (25,000.00) |
| CONTRACT SERVICE REVENUE | (25,000.00) |
| 5400 | (58,989.00) |
| JUVENILE PROBATION-ADMINISTRATIVE | (58,989.00) |
| 430174 | (58,989.00) |
| DETENTION ADMINISTRATION SERVICES | (58,989.00) |
| 5500 | (922,271.78) |
| ADULT PROBATION | (922,271.78) |
| 450200 | (922,271.78) |
| CONTRACT SERVICE REVENUE | (922,271.78) |
| 5501 | (184,243.68) |
| BOND SUPERVISION | (184,243.68) |
| 450200 | (184,243.68) |
| CONTRACT SERVICE REVENUE | (184,243.68) |
| 5600 | (61,645.43) |

| | |
|--------------------------------|----------------|
| COMMISSIONS | (61,645.43) |
| 450100 | (61,645.43) |
| COMMISSIONS | (61,645.43) |
| 450320 | - |
| MISCELLANEOUS | - |
| 5602 | (1,333.49) |
| LEOSE | (1,333.49) |
| 430156 | (1,333.49) |
| LEOSE-ANNUAL ALLOCATION | (1,333.49) |
| 6000 | (628,471.25) |
| SHERIFF | (628,471.25) |
| 410108 | (272,150.00) |
| ALARM PERMITS | (272,150.00) |
| 420206 | (3,201.25) |
| STATE CONTRACT REIMBURSEMENT | (3,201.25) |
| 430180 | (338,080.00) |
| VEHICLE TOWING PROGRAM FEES | (338,080.00) |
| 450200 | (40.00) |
| CONTRACT SERVICE REVENUE | (40.00) |
| 450300 | (15,000.00) |
| CONTRIBUTIONS | (15,000.00) |
| 6100 | (38,346.83) |
| SHERIFF HOMELAND SECURITY | (38,346.83) |
| 450200 | (38,346.83) |
| CONTRACT SERVICE REVENUE | (38,346.83) |
| 6201 | (18,387.95) |
| SHERIFF HOMICIDE VIOLENT CRIME | (18,387.95) |
| 450200 | (18,387.95) |
| CONTRACT SERVICE REVENUE | (18,387.95) |
| 6202 | (8,431.51) |
| SHERIFF ORGANIZED CRIME | (8,431.51) |
| 450200 | (5,039.78) |
| CONTRACT SERVICE REVENUE | (5,039.78) |
| 420106 | (3,391.73) |
| FEDERAL CONTRACT REIMBURSEMENT | (3,391.73) |
| 6301 | (117,071.03) |
| SHERIFF PATROL EAST | (117,071.03) |
| 450200 | (109,763.53) |
| CONTRACT SERVICE REVENUE | (109,763.53) |
| 450328 | (7,307.50) |
| SALE OF ASSETS | (7,307.50) |
| 6302 | (185,070.98) |
| SHERIFF PATROL WEST | (185,070.98) |
| 430200 | (6,457.33) |
| INQUESTS AND AUTOPSIES | (6,457.33) |
| 450200 | (178,613.65) |
| CONTRACT SERVICE REVENUE | (178,613.65) |
| 6303 | (1,852,480.26) |
| SHERIFF PATROL SOUTH | (1,852,480.26) |
| 450200 | (1,852,480.26) |
| CONTRACT SERVICE REVENUE | (1,852,480.26) |
| 6401 | (372,897.88) |
| SHERIFF DISPATCH | (372,897.88) |
| 450200 | (372,897.88) |
| CONTRACT SERVICE REVENUE | (372,897.88) |

| | |
|---------------------------------------|--------------|
| 6402 | (5,880.00) |
| SHERIFF CRIME LAB | (5,880.00) |
| 430182 | (5,880.00) |
| FINGERPRINT FEES | (5,880.00) |
| 6405 | (127,757.80) |
| SHERIFF RADIO | (127,757.80) |
| 450210 | (127,757.80) |
| CONTRACT REIMBURSEMENT-ADMINISTRATION | (127,757.80) |
| 6407 | (3,785.00) |
| SHERIFF ACADEMY | (3,785.00) |
| 430172 | (3,785.00) |
| ACADEMY REVENUE | (3,785.00) |
| 6504 | (80.00) |
| SHERIFF ALARMS | (80.00) |
| 410108 | (80.00) |
| ALARM PERMITS | (80.00) |
| 6601 | (14,556.33) |
| SHERIFF JAIL | (14,556.33) |
| 420108 | (14,145.00) |
| FEDERAL INMATE HOUSING | (14,145.00) |
| 430178 | (411.33) |
| COMMUNITY RESTITUTION FEES | (411.33) |
| 7100 | (270,054.16) |
| CONSTABLE PRECINCT 1 | (270,054.16) |
| 430138 | (33,594.59) |
| CONSTABLE FEES | (33,594.59) |
| 430180 | 45.00 |
| VEHICLE TOWING PROGRAM FEES | 45.00 |
| 450200 | (222,381.34) |
| CONTRACT SERVICE REVENUE | (222,381.34) |
| 450300 | (3,500.00) |
| CONTRIBUTIONS | (3,500.00) |
| 450320 | 25.00 |
| MISCELLANEOUS | 25.00 |
| FEDERAL CONTRACT REIMBURSEMENT | (10,648.23) |
| 7200 | (31,985.50) |
| CONSTABLE PRECINCT 2 | (31,985.50) |
| 430138 | (31,985.50) |
| CONSTABLE FEES | (31,985.50) |
| 7300 | (490,256.86) |
| CONSTABLE PRECINCT 3 | (490,256.86) |
| 430138 | (46,732.05) |
| CONSTABLE FEES | (46,732.05) |
| 450100 | (2,363.66) |
| COMMISSIONS | (2,363.66) |
| 450200 | (436,298.42) |
| CONTRACT SERVICE REVENUE | (436,298.42) |
| 450328 | (4,862.73) |
| SALE OF ASSETS | (4,862.73) |
| 7400 | (63,251.06) |
| CONSTABLE PRECINCT 4 | (63,251.06) |
| 430138 | (35,777.54) |
| CONSTABLE FEES | (35,777.54) |
| 450100 | (730.00) |
| COMMISSIONS | (730.00) |

| | |
|------------------------------|--------------|
| 450200 | (24,943.52) |
| CONTRACT SERVICE REVENUE | (24,943.52) |
| 450300 | (1,800.00) |
| CONTRIBUTIONS | (1,800.00) |
| 7500 | (347,838.55) |
| CONSTABLE PRECINCT 5 | (347,838.55) |
| 430138 | (24,333.05) |
| CONSTABLE FEES | (24,333.05) |
| 450200 | (323,505.50) |
| CONTRACT SERVICE REVENUE | (323,505.50) |
| 8100 | (66,414.56) |
| COURT OPERATIONS | (66,414.56) |
| 450324 | (66,014.56) |
| REIMBURSEMENT POST-JUDGEMENT | (66,014.56) |
| 450322 | (400.00) |
| REIMBURSEMENT PRE-JUDGEMENT | (400.00) |
| 8101 | (199,315.00) |
| INDIGENT DEFENSE- CRIMINAL | (199,315.00) |
| 420200 | (199,315.00) |
| STATE GRANT REVENUE | (199,315.00) |
| 8210 | (42,000.00) |
| COUNTY COURT AT LAW 1 | (42,000.00) |
| 420204 | (42,000.00) |
| STATE ALLOCATIONS | (42,000.00) |
| 8220 | (41,590.00) |
| COUNTY COURT AT LAW 2 | (41,590.00) |
| 420204 | (42,000.00) |
| STATE ALLOCATIONS | (42,000.00) |
| 430168 | 395.00 |
| STENOGRAPHER FEES | 395.00 |
| 430212 | - |
| JURY FEES | - |
| 450318 | 15.00 |
| RENTS/LEASES | 15.00 |
| 8230 | (42,000.00) |
| COUNTY COURT AT LAW 3 | (42,000.00) |
| 420204 | (42,000.00) |
| STATE ALLOCATIONS | (42,000.00) |
| 8240 | (42,000.00) |
| COUNTY COURT AT LAW 4 | (42,000.00) |
| 420204 | (42,000.00) |
| STATE ALLOCATIONS | (42,000.00) |
| 8250 | (42,000.00) |
| COUNTY COURT AT LAW 5 | (42,000.00) |
| 420204 | (42,000.00) |
| STATE ALLOCATIONS | (42,000.00) |
| 8320 | 380.00 |
| 221ST DISTRICT COURT | 380.00 |
| 430168 | 395.00 |
| STENOGRAPHER FEES | 395.00 |
| 450200 | (15.00) |
| CONTRACT SERVICE REVENUE | (15.00) |
| 450320 | - |
| MISCELLANEOUS | - |
| 8330 | (4,204.40) |

| | |
|-----------------------------|-------------|
| 284TH DISTRICT COURT | (4,204.40) |
| 450200 | (4,204.40) |
| CONTRACT SERVICE REVENUE | (4,204.40) |
| 8340 | (5.97) |
| 359TH DISTRICT COURT | (5.97) |
| 400120 | - |
| PENALTY AND INTEREST | - |
| 450200 | (5.97) |
| CONTRACT SERVICE REVENUE | (5.97) |
| 8350 | (4,000.00) |
| 410th DISTRICT COURT | (4,000.00) |
| 430158 | - |
| JUDICIAL EDUCATION | - |
| 430168 | - |
| STENOGRAPHER FEES | - |
| 430226 | - |
| RENTAL/USER FEES | - |
| 450320 | (4,000.00) |
| MISCELLANEOUS | (4,000.00) |
| 8360 | 195.94 |
| 418TH DISTRICT COURT | 195.94 |
| 400120 | - |
| PENALTY AND INTEREST | - |
| 430102 | 195.94 |
| COUNTY/DISTRICT COURT FEES | 195.94 |
| 430212 | - |
| JURY FEES | - |
| 430226 | - |
| RENTAL/USER FEES | - |
| 450318 | - |
| RENTS/LEASES | - |
| 8370 | 65.00 |
| 435TH DISTRICT COURT | 65.00 |
| 430158 | 65.00 |
| JUDICIAL EDUCATION | 65.00 |
| 8401 | (77,110.96) |
| DRUG COURT | (77,110.96) |
| 430214 | (76,454.94) |
| PROGRAM FEES | (76,454.94) |
| 430218 | (660.00) |
| MRT BOOK FEE | (660.00) |
| 430226 | 3.98 |
| RENTAL/USER FEES | 3.98 |
| 8402 | (82,930.47) |
| DRUG COURT-DWI COURT | (82,930.47) |
| 430214 | (82,360.47) |
| PROGRAM FEES | (82,360.47) |
| 430218 | (570.00) |
| MRT BOOK FEE | (570.00) |
| 8510 | (10,210.19) |
| JUSTICE OF PEACE PRECINCT 1 | (10,210.19) |
| 430228 | (52,870.30) |
| COLLECTION FEE | (52,870.30) |
| 450200 | - |
| CONTRACT SERVICE REVENUE | - |

| | |
|-----------------------------|-----------------|
| 430550 | 42,660.11 |
| THIRD PARTY COLLECTION FEE | 42,660.11 |
| 8520 | (20,586.50) |
| JUSTICE OF PEACE PRECINCT 2 | (20,586.50) |
| 410110 | - |
| AUTO REGISTRATION | - |
| 430228 | (80,187.42) |
| COLLECTION FEE | (80,187.42) |
| 430550 | 59,600.92 |
| THIRD PARTY COLLECTION FEE | 59,600.92 |
| 8530 | (18,549.48) |
| JUSTICE OF PEACE PRECINCT 3 | (18,549.48) |
| 430134 | (4,401.10) |
| JUSTICE OF THE PEACE FEES | (4,401.10) |
| 450200 | (14,148.38) |
| CONTRACT SERVICE REVENUE | (14,148.38) |
| 8540 | (66,413.27) |
| JUSTICE OF PEACE PRECINCT 4 | (66,413.27) |
| 430228 | (66,413.27) |
| COLLECTION FEE | (66,413.27) |
| 8550 | (39,205.03) |
| JUSTICE OF PEACE PRECINCT 5 | (39,205.03) |
| 430228 | (39,205.03) |
| COLLECTION FEE | (39,205.03) |
| 450200 | - |
| CONTRACT SERVICE REVENUE | - |
| 4401 | (154,820.61) |
| FAIRGROUNDS/EXPO CENTER | (154,820.61) |
| 430226 | 700.00 |
| RENTAL/USER FEES | 700.00 |
| 450318 | (155,520.61) |
| RENTS/LEASES | (155,520.61) |
| 3702 | (6,000.00) |
| TAC RENDITION PENALTY | (6,000.00) |
| 430214 | (6,000.00) |
| PROGRAM FEES | (6,000.00) |
| 200 | (39,815,629.58) |
| ROAD AND BRIDGE | (39,815,629.58) |
| 1200 | (38,426,020.28) |
| ROAD AND BRIDGE | (38,426,020.28) |
| 400100 | (29,897,085.73) |
| CURRENT TAXES | (29,897,085.73) |
| 400110 | (136,333.29) |
| DELINQUENT TAXES | (136,333.29) |
| 400120 | (112,071.34) |
| PENALTY AND INTEREST | (112,071.34) |
| 410110 | (3,461,208.49) |
| AUTO REGISTRATION | (3,461,208.49) |
| 410114 | (150.00) |
| OVERLOAD PERMITS | (150.00) |
| 420304 | (139,843.26) |
| OTHER ALLOCATIONS | (139,843.26) |
| 430112 | (243,526.21) |
| SUBDIVISION FEES | (243,526.21) |
| 430114 | (987,449.89) |

| | |
|--------------------------|----------------|
| FLOOD PLAIN FEES | (987,449.89) |
| 440100 | (11,699.24) |
| INTEREST-BANK | (11,699.24) |
| 440120 | (14,943.89) |
| INVESTMENT EARNINGS | (14,943.89) |
| 450328 | (37,681.27) |
| SALE OF ASSETS | (37,681.27) |
| COURT FINES | (484,027.67) |
| 470100 | (2,900,000.00) |
| TRANSFERS IN | (2,900,000.00) |
| 4700 | (2,036.00) |
| PARKS | (2,036.00) |
| 430226 | (2,036.00) |
| RENTAL/USER FEES | (2,036.00) |
| 450200 | - |
| CONTRACT SERVICE REVENUE | - |
| 4800 | (6,240.00) |
| COMMUNITY CENTERS | (6,240.00) |
| 420102 | 1,085.00 |
| FEDERAL PROGRAM INCOME | 1,085.00 |
| 430226 | (7,325.00) |
| RENTAL/USER FEES | (7,325.00) |
| 450200 | - |
| CONTRACT SERVICE REVENUE | - |
| 4900 | (769.97) |
| RECYCLE CENTERS | (769.97) |
| 430222 | (769.97) |
| RECYCLE FEES | (769.97) |
| 450200 | - |
| CONTRACT SERVICE REVENUE | - |
| 9000 | (550,000.00) |
| RESTRICTED | (550,000.00) |
| 450200 | (550,000.00) |
| CONTRACT SERVICE REVENUE | (550,000.00) |
| 9100 | (6,559.46) |
| COMMISSIONER PRECINCT 1 | (6,559.46) |
| 450200 | - |
| CONTRACT SERVICE REVENUE | - |
| 450318 | (2,185.56) |
| RENTS/LEASES | (2,185.56) |
| 450320 | (4,373.90) |
| MISCELLANEOUS | (4,373.90) |
| 9200 | (151,701.77) |
| COMMISSIONER PRECINCT 2 | (151,701.77) |
| 420304 | (101,741.00) |
| OTHER ALLOCATIONS | (101,741.00) |
| 450200 | (34,439.27) |
| CONTRACT SERVICE REVENUE | (34,439.27) |
| 450328 | (15,521.50) |
| SALE OF ASSETS | (15,521.50) |
| 9300 | (96,600.67) |
| COMMISSIONER PRECINCT 3 | (96,600.67) |
| 450200 | (4,000.00) |
| CONTRACT SERVICE REVENUE | (4,000.00) |
| 450320 | (16,190.00) |

| | |
|--------------------------------|--------------|
| MISCELLANEOUS | (16,190.00) |
| 450316 | (76,410.67) |
| INSURANCE REIMBURSEMENT | (76,410.67) |
| COMMISSIONER PRECINCT 4 | (149,117.02) |
| 450200 | (105,107.05) |
| CONTRACT SERVICE REVENUE | (105,107.05) |
| 450318 | 999.00 |
| RENTS/LEASES | 999.00 |
| 450320 | (22,849.20) |
| MISCELLANEOUS | (22,849.20) |
| 450328 | (22,159.77) |
| SALE OF ASSETS | (22,159.77) |
| 9408 | (89,641.25) |
| COMMUNITY CENTER - PRECINCT 4 | (89,641.25) |
| 420102 | (53,341.25) |
| FEDERAL PROGRAM INCOME | (53,341.25) |
| 430226 | (36,300.00) |
| RENTAL/USER FEES | (36,300.00) |
| 9108 | (76,017.00) |
| COMMUNITY CENTERS - PRECINCT 1 | (76,017.00) |
| 420102 | (19,767.00) |
| FEDERAL PROGRAM INCOME | (19,767.00) |
| 430226 | (55,950.00) |
| RENTAL/USER FEES | (55,950.00) |
| 450320 | (300.00) |
| MISCELLANEOUS | (300.00) |
| 9107 | (46,089.00) |
| PARKS - PRECINCT 1 | (46,089.00) |
| 430226 | (46,089.00) |
| RENTAL/USER FEES | (46,089.00) |
| 450200 | - |
| CONTRACT SERVICE REVENUE | - |
| 9208 | (57,075.00) |
| COMMUNITY CENTERS - PRECINCT 2 | (57,075.00) |
| 420102 | (41,750.00) |
| FEDERAL PROGRAM INCOME | (41,750.00) |
| 430226 | (15,325.00) |
| RENTAL/USER FEES | (15,325.00) |
| 9307 | (1.00) |
| PARKS - PRECINCT 3 | (1.00) |
| 430226 | (1.00) |
| RENTAL/USER FEES | (1.00) |
| 450200 | - |
| CONTRACT SERVICE REVENUE | - |
| 9308 | (1,000.00) |
| COMMUNITY CENTER - PRECINCT 3 | (1,000.00) |
| 430226 | (1,000.00) |
| RENTAL/USER FEES | (1,000.00) |
| 450200 | - |
| CONTRACT SERVICE REVENUE | - |
| 9209 | (12,647.16) |
| RECYCLE - PRECINCT 2 | (12,647.16) |
| 430222 | (12,647.16) |
| RECYCLE FEES | (12,647.16) |
| 9309 | (118,514.00) |

| | |
|-------------------------------|--------------|
| RECYCLE - PRECINCT 3 | (118,514.00) |
| 430222 | (118,514.00) |
| RECYCLE FEES | (118,514.00) |
| 450200 | - |
| CONTRACT SERVICE REVENUE | - |
| 9407 | (25,600.00) |
| PARKS - PRECINCT 4 | (25,600.00) |
| 430226 | (25,600.00) |
| RENTAL/USER FEES | (25,600.00) |
| 201 | (534.85) |
| WORTHLESS CHECK | (534.85) |
| COUNTY ATTORNEY | (425.71) |
| 430188 | (410.00) |
| WORTHLESS CHECK FEES | (410.00) |
| 440100 | (15.71) |
| INTEREST-BANK | (15.71) |
| 5100 | (109.14) |
| DISTRICT ATTORNEY | (109.14) |
| 430188 | (103.77) |
| WORTHLESS CHECK FEES | (103.77) |
| 440100 | (5.37) |
| INTEREST-BANK | (5.37) |
| 202 | (277,463.15) |
| FORFEITURES | (277,463.15) |
| 5100 | (51,774.58) |
| DISTRICT ATTORNEY | (51,774.58) |
| 440100 | (806.19) |
| INTEREST-BANK | (806.19) |
| 460120 | (50,968.39) |
| FORFEITURES | (50,968.39) |
| 5300 | (5.50) |
| FIRE MARSHAL - INVESTIGATIONS | (5.50) |
| 440100 | (5.50) |
| INTEREST-BANK | (5.50) |
| 6000 | (119,662.86) |
| SHERIFF | (119,662.86) |
| 440100 | (1,169.17) |
| INTEREST-BANK | (1,169.17) |
| 460120 | (118,493.69) |
| FORFEITURES | (118,493.69) |
| 6200 | (39,806.83) |
| SHERIFF CID | (39,806.83) |
| 440100 | (493.15) |
| INTEREST-BANK | (493.15) |
| 460120 | (39,313.68) |
| FORFEITURES | (39,313.68) |
| 7100 | (5,114.03) |
| CONSTABLE PRECINCT 1 | (5,114.03) |
| 440100 | (41.56) |
| INTEREST-BANK | (41.56) |
| 460120 | (5,072.47) |
| FORFEITURES | (5,072.47) |
| 7200 | (4,879.64) |
| CONSTABLE PRECINCT 2 | (4,879.64) |
| 440100 | (193.59) |

| | |
|--|--------------|
| INTEREST-BANK | (193.59) |
| 460120 | (4,686.05) |
| FORFEITURES | (4,686.05) |
| 7300 | (5,409.55) |
| CONSTABLE PRECINCT 3 | (5,409.55) |
| 440100 | (19.40) |
| INTEREST-BANK | (19.40) |
| 460120 | (5,390.15) |
| FORFEITURES | (5,390.15) |
| 7400 | (42,999.56) |
| CONSTABLE PRECINCT 4 | (42,999.56) |
| 440100 | (77.76) |
| INTEREST-BANK | (77.76) |
| 460120 | (42,921.80) |
| FORFEITURES | (42,921.80) |
| 7500 | (7,810.60) |
| CONSTABLE PRECINCT 5 | (7,810.60) |
| 440100 | (219.13) |
| INTEREST-BANK | (219.13) |
| 460120 | (7,591.47) |
| FORFEITURES | (7,591.47) |
| 203 | (961,144.99) |
| JAIL COMMISSARY | (961,144.99) |
| 6602 | (961,144.99) |
| SHERIFF COMMISSARY | (961,144.99) |
| 430220 | (958,721.41) |
| COMMISSARY SALES | (958,721.41) |
| 440100 | (2,423.58) |
| INTEREST-BANK | (2,423.58) |
| 204 | (170,648.25) |
| LAW LIBRARY | (170,648.25) |
| 1204 | (170,648.25) |
| LAW LIBRARY | (170,648.25) |
| 430110 | (33,227.37) |
| COUNTY CLERK FEES | (33,227.37) |
| 430132 | (131,845.00) |
| DISTRICT CLERK FEES | (131,845.00) |
| 440100 | (707.36) |
| INTEREST-BANK | (707.36) |
| 440120 | (412.56) |
| INVESTMENT EARNINGS | (412.56) |
| 450320 | (4,455.96) |
| MISCELLANEOUS | (4,455.96) |
| 205 | (9,600.00) |
| PRE-TRIAL DIVERSION | (9,600.00) |
| 5100 | (9,600.00) |
| DISTRICT ATTORNEY | (9,600.00) |
| 430146 | (9,600.00) |
| PRETRIAL DIVERSION FEES | (9,600.00) |
| 206 | (480,623.49) |
| COUNTY CLERK RECORDS MGMT & PRESERVATION | (480,623.49) |
| 2300 | (480,623.49) |
| COUNTY CLERK | (480,623.49) |
| 430100 | (478,098.33) |
| COUNTY RECORDS MANAGEMENT FEES | (478,098.33) |

| | |
|---|-------------|
| 440120 | (2,525.16) |
| INVESTMENT EARNINGS | (2,525.16) |
| 207 | (37,919.05) |
| COUNTY RECORDS MANAGEMENT | (37,919.05) |
| 1207 | (31,107.78) |
| COUNTY RECORDS MANAGEMENT | (31,107.78) |
| 430110 | (31,107.78) |
| COUNTY CLERK FEES | (31,107.78) |
| 2300 | (6,811.27) |
| COUNTY CLERK | (6,811.27) |
| 430100 | (6,811.27) |
| COUNTY RECORDS MANAGEMENT FEES | (6,811.27) |
| 208 | (31,274.22) |
| DISTRICT CLERK RECORDS MGMT & PRESERVATION | (31,274.22) |
| 2700 | (31,274.22) |
| DISTRICT CLERK | (31,274.22) |
| 430132 | (31,154.46) |
| DISTRICT CLERK FEES | (31,154.46) |
| 440120 | (119.76) |
| INVESTMENT EARNINGS | (119.76) |
| 209 | (45,362.81) |
| DISTRICT CLERK RECORDS PRESERVATION | (45,362.81) |
| 2700 | (45,362.81) |
| DISTRICT CLERK | (45,362.81) |
| 430132 | (45,290.00) |
| DISTRICT CLERK FEES | (45,290.00) |
| 440120 | (72.81) |
| INVESTMENT EARNINGS | (72.81) |
| 210 | (39,089.21) |
| COUNTY AND DISTRICT COURTS DIGITAL PRESERVATION | (39,089.21) |
| 2900 | (39,089.21) |
| DIGITAL PRESERVATION COUNTY/DISTRICT | (39,089.21) |
| 430132 | (38,940.00) |
| DISTRICT CLERK FEES | (38,940.00) |
| 440120 | (149.21) |
| INVESTMENT EARNINGS | (149.21) |
| 211 | (6,231.11) |
| COUNTY AND DISTRICT COURT TECHNOLOGY | (6,231.11) |
| COUNTY & DISTRICT COURT TECHNOLOGY | (6,231.11) |
| 430110 | (3,746.83) |
| COUNTY CLERK FEES | (3,746.83) |
| 430132 | (2,484.28) |
| DISTRICT CLERK FEES | (2,484.28) |
| 212 | (16,615.65) |
| COURT GUARDIANSHIP | (16,615.65) |
| 8105 | (16,615.65) |
| COURT GUARDIANSHIP | (16,615.65) |
| 430116 | (16,615.65) |
| COURT GUARDIANSHIP FEE | (16,615.65) |
| 213 | (75,256.79) |
| COURT REPORTER SERVICE | (75,256.79) |
| 1213 | (75,256.79) |
| COURT REPORTER SERVICE | (75,256.79) |
| 430168 | (75,256.79) |
| STENOGRAPHER FEES | (75,256.79) |

| | |
|--|-----------------|
| 214 | (127,335.93) |
| COURTHOUSE SECURITY - COUNTY/DISTRICT COURT | (127,335.93) |
| 1214 | (127,335.93) |
| COURTHOUSE SECURITY - COUNTY/DISTRICT COURTS | (127,335.93) |
| 430102 | (127,335.93) |
| COUNTY/DISTRICT COURT FEES | (127,335.93) |
| 215 | (73,234.65) |
| COURTHOUSE SECURITY - JP | (73,234.65) |
| 8590 | (73,234.65) |
| JP JUSTICE COURT SECURITY | (73,234.65) |
| 430102 | (57,357.06) |
| COUNTY/DISTRICT COURT FEES | (57,357.06) |
| 430134 | (15,877.59) |
| JUSTICE OF THE PEACE FEES | (15,877.59) |
| 216 | (61,736.35) |
| JUSTICE COURT TECHNOLOGY | (61,736.35) |
| 8591 | (61,736.35) |
| JP JUSTICE COURT TECHNOLOGY | (61,736.35) |
| 430134 | (61,736.35) |
| JUSTICE OF THE PEACE FEES | (61,736.35) |
| 217 | (8,978.17) |
| JUVENILE CASE MANAGER | (8,978.17) |
| 8592 | (8,978.17) |
| JP JUVENILE CASE MANAGER | (8,978.17) |
| 430134 | (8,978.17) |
| JUSTICE OF THE PEACE FEES | (8,978.17) |
| 218 | (11,808.00) |
| CC VITAL RECORDS PRESERVATION | (11,808.00) |
| 2300 | (11,808.00) |
| COUNTY CLERK | (11,808.00) |
| 430110 | (11,808.00) |
| COUNTY CLERK FEES | (11,808.00) |
| 219 | (1,237.53) |
| CONTRACT ELECTION SERVICE | (1,237.53) |
| 2502 | (1,237.53) |
| CONTRACT ELECTION DIRECT PAID | (1,237.53) |
| 440100 | (1,206.35) |
| INTEREST-BANK | (1,206.35) |
| 440120 | (31.18) |
| INVESTMENT EARNINGS | (31.18) |
| 220 | (81,323,235.01) |
| GRANTS | (81,323,235.01) |
| 1200 | (247.79) |
| ROAD AND BRIDGE | (247.79) |
| 440100 | (247.79) |
| INTEREST-BANK | (247.79) |
| 1220 | (1,387.00) |
| GRANTS | (1,387.00) |
| 440100 | (1,387.00) |
| INTEREST-BANK | (1,387.00) |
| 2000 | (67,338,333.92) |
| COUNTY JUDGE | (67,338,333.92) |
| 420100 | (67,276,499.11) |
| FEDERAL GRANT REVENUE | (67,276,499.11) |
| 440100 | (61,834.81) |

| | |
|--|-----------------|
| INTEREST-BANK | (61,834.81) |
| 2500 | (272,180.00) |
| ELECTIONS ADMINISTRATOR | (272,180.00) |
| 420300 | (272,180.00) |
| OTHER GRANT REVENUE | (272,180.00) |
| 2800 | (11,791,501.96) |
| COUNTY ATTORNEY | (11,791,501.96) |
| 420200 | (11,791,501.96) |
| STATE GRANT REVENUE | (11,791,501.96) |
| 3200 | (12,551.05) |
| OTHER | (12,551.05) |
| 420200 | (12,551.05) |
| STATE GRANT REVENUE | (12,551.05) |
| 4100 | (302,143.17) |
| ANIMAL SERVICES | (302,143.17) |
| 420300 | (302,140.85) |
| OTHER GRANT REVENUE | (302,140.85) |
| 420306 | (2.32) |
| OTHER CONTRACT REIMBURSEMENT | (2.32) |
| 4300 | (1,695,994.41) |
| MCCD-COUNTY APPROPRIATIONS (CDBG) | (1,695,994.41) |
| 420100 | (1,652,740.69) |
| FEDERAL GRANT REVENUE | (1,652,740.69) |
| 420102 | (43,253.72) |
| FEDERAL PROGRAM INCOME | (43,253.72) |
| 4900 | (10,013.40) |
| RECYCLE CENTERS | (10,013.40) |
| 420200 | (10,013.40) |
| STATE GRANT REVENUE | (10,013.40) |
| 5100 | (149,350.90) |
| DISTRICT ATTORNEY | (149,350.90) |
| 420100 | (117,436.56) |
| FEDERAL GRANT REVENUE | (117,436.56) |
| 420200 | (31,914.34) |
| STATE GRANT REVENUE | (31,914.34) |
| 5200 | 2,439,803.17 |
| OFFICE OF HOMELAND SECURITY & EMERGENCY MANAGEMENT | 2,439,803.17 |
| 420100 | 2,439,803.17 |
| FEDERAL GRANT REVENUE | 2,439,803.17 |
| 5400 | (1,289,603.01) |
| JUVENILE PROBATION-ADMINISTRATIVE | (1,289,603.01) |
| 420200 | (1,289,603.01) |
| STATE GRANT REVENUE | (1,289,603.01) |
| 5401 | (416,383.27) |
| JUVENILE PROBATION-DETENTION | (416,383.27) |
| 420100 | (26,293.44) |
| FEDERAL GRANT REVENUE | (26,293.44) |
| 420200 | (390,039.83) |
| STATE GRANT REVENUE | (390,039.83) |
| 420306 | (50.00) |
| OTHER CONTRACT REIMBURSEMENT | (50.00) |
| 6000 | (14,700.00) |
| SHERIFF | (14,700.00) |
| 420100 | (14,700.00) |
| FEDERAL GRANT REVENUE | (14,700.00) |

| | |
|-------------------------|-----------------|
| 6200 | (162,743.11) |
| SHERIFF CID | (162,743.11) |
| 420100 | (162,743.11) |
| FEDERAL GRANT REVENUE | (162,743.11) |
| 6202 | (46,859.22) |
| SHERIFF ORGANIZED CRIME | (46,859.22) |
| 420100 | (46,859.22) |
| FEDERAL GRANT REVENUE | (46,859.22) |
| 6300 | (31,471.47) |
| SHERIFF PATROL | (31,471.47) |
| 420100 | (31,471.47) |
| FEDERAL GRANT REVENUE | (31,471.47) |
| 6302 | (83,083.34) |
| SHERIFF PATROL WEST | (83,083.34) |
| 420200 | (31,475.96) |
| STATE GRANT REVENUE | (31,475.96) |
| 450300 | (50,672.13) |
| CONTRIBUTIONS | (50,672.13) |
| 420202 | (935.25) |
| STATE PROGRAM INCOME | (935.25) |
| SHERIFF ADMINISTRATIVE | (17,541.83) |
| 420100 | (17,541.83) |
| FEDERAL GRANT REVENUE | (17,541.83) |
| 7100 | (5,632.98) |
| CONSTABLE PRECINCT 1 | (5,632.98) |
| 420100 | (5,632.98) |
| FEDERAL GRANT REVENUE | (5,632.98) |
| 7300 | (3,971.39) |
| CONSTABLE PRECINCT 3 | (3,971.39) |
| 420300 | (3,971.39) |
| OTHER GRANT REVENUE | (3,971.39) |
| 7500 | (33,330.77) |
| CONSTABLE PRECINCT 5 | (33,330.77) |
| 420100 | (5,822.36) |
| FEDERAL GRANT REVENUE | (5,822.36) |
| 420300 | (27,508.41) |
| OTHER GRANT REVENUE | (27,508.41) |
| 8340 | (81,621.09) |
| 359TH DISTRICT COURT | (81,621.09) |
| 420200 | (81,621.09) |
| STATE GRANT REVENUE | (81,621.09) |
| 9400 | (2,393.10) |
| COMMISSIONER PRECINCT 4 | (2,393.10) |
| 420100 | (2,393.10) |
| FEDERAL GRANT REVENUE | (2,393.10) |
| 221 | (222,807.50) |
| HAVA | (222,807.50) |
| 2500 | (222,807.50) |
| ELECTIONS ADMINISTRATOR | (222,807.50) |
| 420100 | (222,807.50) |
| FEDERAL GRANT REVENUE | (222,807.50) |
| 300 | (66,935,189.57) |
| DEBT SERVICE | (66,935,189.57) |
| 1300 | (39,110,518.32) |
| DEBT SERVICE | (39,110,518.32) |

| | |
|-------------------------------------|-----------------|
| 400100 | (38,690,152.93) |
| CURRENT TAXES | (38,690,152.93) |
| 400110 | (197,249.98) |
| DELINQUENT TAXES | (197,249.98) |
| OTHER TAXES | (61.48) |
| 420304 | (200,773.34) |
| OTHER ALLOCATIONS | (200,773.34) |
| 440100 | (21,366.66) |
| INTEREST-BANK | (21,366.66) |
| 440120 | (913.93) |
| INVESTMENT EARNINGS | (913.93) |
| 3290 | (27,824,671.25) |
| DEBT SERVICE | (27,824,671.25) |
| 480100 | (23,235,000.00) |
| BOND PROCEEDS | (23,235,000.00) |
| 480110 | (4,589,671.25) |
| PREMIUM ON BOND ISSUE | (4,589,671.25) |
| 340 | 325,161.66 |
| GASB 34 CONVERSION | 325,161.66 |
| 1340 | 325,161.66 |
| GASB 34 CONVERSION | 325,161.66 |
| 450320 | 120,000.14 |
| MISCELLANEOUS | 120,000.14 |
| 480200 | 205,161.52 |
| GAIN/LOSS ON SALE OF ASSETS | 205,161.52 |
| 400 | (198,893.95) |
| LOCAL CAPITAL PROJECTS | (198,893.95) |
| 1400 | (198,893.95) |
| LOCAL CAPITAL PROJECTS | (198,893.95) |
| 400140 | (198,893.95) |
| OTHER TAXES | (198,893.95) |
| 401 | (4,729.44) |
| C/P REVENUE TOLL BONDS 10 | (4,729.44) |
| 1401 | (4,729.44) |
| C/P REVENUE TOLL BONDS 10 | (4,729.44) |
| 440120 | (4,729.44) |
| INVESTMENT EARNINGS | (4,729.44) |
| 402 | (1,162.13) |
| C/P CERTIFICATES OF OBLIGATION 2012 | (1,162.13) |
| 1402 | (1,162.13) |
| C/P CERTIFICATES OF OBLIGATION 2012 | (1,162.13) |
| 440100 | (158.21) |
| INTEREST-BANK | (158.21) |
| 440120 | (1,003.92) |
| INVESTMENT EARNINGS | (1,003.92) |
| 403 | (17,451,778.83) |
| C/P PASS THRU TOLL PROJECTS | (17,451,778.83) |
| 1403 | (17,451,778.83) |
| C/P PASS THRU TOLL PROJECTS | (17,451,778.83) |
| 440100 | (4,478.83) |
| INTEREST-BANK | (4,478.83) |
| 450200 | (17,447,300.00) |
| CONTRACT SERVICE REVENUE | (17,447,300.00) |
| 404 | (3,834.45) |
| C/P ROAD BONDS 2016 | (3,834.45) |

| | |
|---------------------------|-----------------|
| 1404 | (3,834.45) |
| C/P ROAD BONDS 2016 | (3,834.45) |
| 440100 | (38.62) |
| INTEREST-BANK | (38.62) |
| 440120 | (3,795.83) |
| INVESTMENT EARNINGS | (3,795.83) |
| 405 | (10,850.91) |
| C/P ROAD BONDS 2016A | (10,850.91) |
| 1405 | (10,850.91) |
| C/P ROAD BONDS 2016A | (10,850.91) |
| 440100 | (3,880.61) |
| INTEREST-BANK | (3,880.61) |
| 440120 | (6,970.30) |
| INVESTMENT EARNINGS | (6,970.30) |
| 406 | (38,357.04) |
| C/P ROAD BONDS 2018 | (38,357.04) |
| 1406 | (38,357.04) |
| C/P ROAD BONDS 2018 | (38,357.04) |
| 440100 | (38,357.04) |
| INTEREST-BANK | (38,357.04) |
| 407 | (128,281.49) |
| C/P ROAD BONDS 2018B | (128,281.49) |
| 1407 | (128,281.49) |
| C/P ROAD BONDS 2018B | (128,281.49) |
| 440100 | (128,281.49) |
| INTEREST-BANK | (128,281.49) |
| 408 | (6,780.00) |
| C/P SHERIFF'S PROJECTS | (6,780.00) |
| 1408 | (6,780.00) |
| SHERIFF PROJECTS | (6,780.00) |
| 450320 | (6,780.00) |
| MISCELLANEOUS | (6,780.00) |
| 500 | (18,328,617.11) |
| SELF INSURANCE | (18,328,617.11) |
| 2201 | (18,328,617.11) |
| SELF INSURANCE | (18,328,617.11) |
| 430232 | (13,301,860.56) |
| COUNTY FUNDING | (13,301,860.56) |
| 430240 | (922,964.72) |
| EMPLOYEE/RETIREE FUNDING | (922,964.72) |
| 430242 | (119,290.22) |
| COBRA FUNDING | (119,290.22) |
| 430244 | (56,089.67) |
| THIRD PARTY REIMBURSEMENT | (56,089.67) |
| 430246 | (2,294,343.01) |
| STOP LOSS REIMBURSEMENT | (2,294,343.01) |
| 430248 | (638,566.50) |
| RX REBATES | (638,566.50) |
| 430250 | (131,120.45) |
| MEDICAL CLAIMS REFUNDS | (131,120.45) |
| 430252 | 95.84 |
| COBRA ADMINISTRATION FEE | 95.84 |
| 430254 | (42,224.03) |
| CONTRACT FUNDING | (42,224.03) |
| 430260 | (65,665.28) |

| | |
|---|-----------------|
| EMPLOYEE CONTRIBUTION-EMPLOYEE ONLY | (65,665.28) |
| 430262 | (131,265.00) |
| EMPLOYEE CONTRIBUTION-EMPLOYEE AND SPOUSE | (131,265.00) |
| 430264 | (137,480.01) |
| EMPLOYEE CONTRIBUTION-EMPLOYEE AND CHILD | (137,480.01) |
| EMPLOYEE CONTRIBUTION-EMPLOYEE AND FAMILY | (397,122.55) |
| 430268 | (89,046.95) |
| SUPPLEMENTAL LIFE EMPLOYEE PREMIUM | (89,046.95) |
| 430270 | (1,674.00) |
| DEPENDENT LIFE EMPLOYEE PREMIUM | (1,674.00) |
| 501 | (622,592.31) |
| WORKERS' COMPENSATION | (622,592.31) |
| 2203 | (622,592.31) |
| WORKERS COMPENSATION | (622,592.31) |
| 430232 | (500,000.00) |
| COUNTY FUNDING | (500,000.00) |
| 430244 | (61,023.55) |
| THIRD PARTY REIMBURSEMENT | (61,023.55) |
| 430254 | (61,568.76) |
| CONTRACT FUNDING | (61,568.76) |
| 502 | (1,133,648.42) |
| PROPERTY/CASUALTY | (1,133,648.42) |
| 2202 | (1,133,648.42) |
| PROPERTY/CASUALTY | (1,133,648.42) |
| 430232 | (950,000.00) |
| COUNTY FUNDING | (950,000.00) |
| THIRD PARTY REIMBURSEMENT | (157,915.29) |
| 430252 | (25,733.13) |
| COBRA ADMINISTRATION FEE | (25,733.13) |
| (blank) | |
| (blank) | |
| (blank) | |
| (blank) | |
| (blank) | |
| (blank) | |
| 222 | (14,402,572.20) |
| JAIL PASS THRU | (14,402,572.20) |
| 6601 | (14,402,572.20) |
| SHERIFF JAIL | (14,402,572.20) |
| 420108 | (14,402,572.20) |
| FEDERAL INMATE HOUSING | (14,402,572.20) |

MONTGOMERY COUNTY, TEXAS

REPORT OF EXPENDITURES

For Year Ended September 30, 2021

May 17, 2021

| | Sum of NetTransactionAmount |
|---------------------------------|-----------------------------|
| 100 | 115,953,345.43 |
| GENERAL OPERATIONS | 115,953,345.43 |
| 1100 | 3.00 |
| GENERAL FUND | 3.00 |
| 740560 | - |
| TRANSPORTATION | - |
| 740640 | 3.00 |
| CONTRACT SERVICES | 3.00 |
| 2000 | 253,693.31 |
| COUNTY JUDGE | 253,693.31 |
| 710100 | 66,450.95 |
| SALARY/OFFICIAL-DEPARTMENT HEAD | 66,450.95 |
| 710110 | 96,948.68 |
| SALARY/REGULAR | 96,948.68 |
| 710130 | 6,033.27 |
| SALARY/OVERTIME | 6,033.27 |
| 710140 | 863.93 |
| SALARY/CELL PHONE ALLOWANCE | 863.93 |
| 720100 | 10,996.98 |
| SOCIAL SECURITY | 10,996.98 |
| 720110 | 24,143.59 |
| EMPLOYEE INSURANCE | 24,143.59 |
| 720120 | 20,890.36 |
| RETIREMENT | 20,890.36 |
| 720140 | 925.65 |
| STATE UNEMPLOYMENT TAX | 925.65 |
| 730100 | 10,264.67 |
| OFFICE SUPPLIES | 10,264.67 |
| 730370 | 52.00 |
| PERIODICALS | 52.00 |
| 740510 | 475.00 |
| PROFESSIONAL DEVELOPMENT | 475.00 |
| 740530 | 265.93 |
| MOBILE PHONE AND DATA | 265.93 |
| 740540 | 188.50 |
| TRAVEL EXPENSE | 188.50 |
| 740580 | 28.15 |
| PRINTING | 28.15 |
| 740656 | 2,810.95 |
| RENT AND LEASES | 2,810.95 |
| 740660 | 10.95 |
| EQUIPMENT RENTAL | 10.95 |
| 740720 | 12,343.75 |
| INDIGENT INTERMENT | 12,343.75 |
| 2100 | 278,890.71 |
| HUMAN RESOURCES | 278,890.71 |
| 710100 | 59,936.02 |
| SALARY/OFFICIAL-DEPARTMENT HEAD | 59,936.02 |

| | |
|----------------------------------|------------|
| 710110 | 119,529.40 |
| SALARY/REGULAR | 119,529.40 |
| 710130 | 1,348.06 |
| SALARY/OVERTIME | 1,348.06 |
| 710140 | 413.50 |
| SALARY/CELL PHONE ALLOWANCE | 413.50 |
| 720100 | 13,222.18 |
| SOCIAL SECURITY | 13,222.18 |
| 720110 | 36,790.80 |
| EMPLOYEE INSURANCE | 36,790.80 |
| 720120 | 22,236.66 |
| RETIREMENT | 22,236.66 |
| 720140 | 1,827.24 |
| STATE UNEMPLOYMENT TAX | 1,827.24 |
| 730100 | 3,440.67 |
| OFFICE SUPPLIES | 3,440.67 |
| 740120 | 1,108.80 |
| MEDICAL SERVICES | 1,108.80 |
| 740512 | 6,720.00 |
| PROFESSIONAL SERVICES | 6,720.00 |
| 740516 | 7,537.01 |
| PROFESSIONAL SERVICES-URINALYSIS | 7,537.01 |
| 740580 | 100.16 |
| PRINTING | 100.16 |
| 740640 | - |
| CONTRACT SERVICES | - |
| 740660 | 3,665.64 |
| EQUIPMENT RENTAL | 3,665.64 |
| 740680 | 930.00 |
| MEMBERSHIP/ASSOCIATION DUES | 930.00 |
| 790100 | (25.82) |
| REIMBURSEMENTS CLEARING | (25.82) |
| 730101 | 110.39 |
| FOOD SUPPLIES | 110.39 |
| 2101 | 250.00 |
| CIVIL SERVICE | 250.00 |
| 740512 | 250.00 |
| PROFESSIONAL SERVICES | 250.00 |
| 2200 | 416,892.79 |
| RISK MANAGEMENT | 416,892.79 |
| 710100 | 55,853.47 |
| SALARY/OFFICIAL-DEPARTMENT HEAD | 55,853.47 |
| 710110 | 203,011.24 |
| SALARY/REGULAR | 203,011.24 |
| 710130 | 401.69 |
| SALARY/OVERTIME | 401.69 |
| 710140 | 421.79 |
| SALARY/CELL PHONE ALLOWANCE | 421.79 |
| 720100 | 19,450.46 |
| SOCIAL SECURITY | 19,450.46 |
| 720110 | 53,618.58 |
| EMPLOYEE INSURANCE | 53,618.58 |
| 720120 | 31,863.67 |
| RETIREMENT | 31,863.67 |
| 720140 | 2,821.47 |

| | |
|---------------------------------|--------------|
| STATE UNEMPLOYMENT TAX | 2,821.47 |
| 730100 | 3,198.52 |
| OFFICE SUPPLIES | 3,198.52 |
| 730160 | 5.13 |
| CLOTHING | 5.13 |
| 730240 | 149.95 |
| FUEL | 149.95 |
| 730250 | 100.00 |
| SHOP SUPPLIES | 100.00 |
| 730370 | 536.99 |
| PERIODICALS | 536.99 |
| 730390 | 14,981.09 |
| MEDICAL SUPPLIES | 14,981.09 |
| 740120 | - |
| MEDICAL SERVICES | - |
| 740140 | 33.93 |
| VEHICLE MAINTENANCE | 33.93 |
| 740510 | 1,024.89 |
| PROFESSIONAL DEVELOPMENT | 1,024.89 |
| 740512 | 9,965.00 |
| PROFESSIONAL SERVICES | 9,965.00 |
| 740530 | 1,175.67 |
| MOBILE PHONE AND DATA | 1,175.67 |
| 740550 | 15,456.25 |
| SAFETY PROGRAM | 15,456.25 |
| 740640 | - |
| CONTRACT SERVICES | - |
| 740660 | 1,647.79 |
| EQUIPMENT RENTAL | 1,647.79 |
| 740680 | 1,085.00 |
| MEMBERSHIP/ASSOCIATION DUES | 1,085.00 |
| 740952 | - |
| BONDS-SURETY | - |
| 730101 | 90.21 |
| FOOD SUPPLIES | 90.21 |
| 2300 | 1,113,248.23 |
| COUNTY CLERK | 1,113,248.23 |
| 710100 | 57,053.02 |
| SALARY/OFFICIAL-DEPARTMENT HEAD | 57,053.02 |
| 710110 | 666,217.87 |
| SALARY/REGULAR | 666,217.87 |
| 710130 | 2,359.03 |
| SALARY/OVERTIME | 2,359.03 |
| 720100 | 53,741.07 |
| SOCIAL SECURITY | 53,741.07 |
| 720110 | 204,912.58 |
| EMPLOYEE INSURANCE | 204,912.58 |
| 720120 | 89,035.44 |
| RETIREMENT | 89,035.44 |
| 720140 | 9,535.73 |
| STATE UNEMPLOYMENT TAX | 9,535.73 |
| 730100 | 7,774.60 |
| OFFICE SUPPLIES | 7,774.60 |
| 730170 | 5,380.20 |
| BIRTH CERTIFICATES | 5,380.20 |

| | |
|---------------------------------|------------|
| 730210 | 4,374.65 |
| DATA PROCESSING SUPPLIES | 4,374.65 |
| 730250 | 79.44 |
| SHOP SUPPLIES | 79.44 |
| 740510 | 750.00 |
| PROFESSIONAL DEVELOPMENT | 750.00 |
| 740512 | 800.00 |
| PROFESSIONAL SERVICES | 800.00 |
| 740660 | 10,677.60 |
| EQUIPMENT RENTAL | 10,677.60 |
| 740680 | 175.00 |
| MEMBERSHIP/ASSOCIATION DUES | 175.00 |
| 740690 | 607.00 |
| COURT COST | 607.00 |
| 790100 | (225.00) |
| REIMBURSEMENTS CLEARING | (225.00) |
| 2302 | 199,435.62 |
| COURT COLLECTIONS | 199,435.62 |
| 710110 | 116,861.48 |
| SALARY/REGULAR | 116,861.48 |
| 710130 | 103.00 |
| SALARY/OVERTIME | 103.00 |
| 720100 | 8,553.26 |
| SOCIAL SECURITY | 8,553.26 |
| 720110 | 34,784.20 |
| EMPLOYEE INSURANCE | 34,784.20 |
| 720120 | 14,351.59 |
| RETIREMENT | 14,351.59 |
| 720140 | 1,663.17 |
| STATE UNEMPLOYMENT TAX | 1,663.17 |
| 730100 | 133.55 |
| OFFICE SUPPLIES | 133.55 |
| 730110 | 7,830.06 |
| POSTAGE | 7,830.06 |
| 740512 | 1,336.94 |
| PROFESSIONAL SERVICES | 1,336.94 |
| 740640 | 10,890.21 |
| CONTRACT SERVICES | 10,890.21 |
| 740660 | 2,828.16 |
| EQUIPMENT RENTAL | 2,828.16 |
| 740680 | 100.00 |
| MEMBERSHIP/ASSOCIATION DUES | 100.00 |
| 2400 | 144,159.34 |
| VETERANS SERVICE | 144,159.34 |
| 710100 | 37,177.95 |
| SALARY/OFFICIAL-DEPARTMENT HEAD | 37,177.95 |
| 710110 | 58,783.15 |
| SALARY/REGULAR | 58,783.15 |
| 710130 | (28.96) |
| SALARY/OVERTIME | (28.96) |
| 720100 | 7,037.25 |
| SOCIAL SECURITY | 7,037.25 |
| 720110 | 24,527.20 |
| EMPLOYEE INSURANCE | 24,527.20 |
| 720120 | 11,770.98 |

| | |
|----------------------------------|------------|
| RETIREMENT | 11,770.98 |
| 720140 | 1,185.98 |
| STATE UNEMPLOYMENT TAX | 1,185.98 |
| 730100 | 1,137.80 |
| OFFICE SUPPLIES | 1,137.80 |
| 740660 | 2,357.99 |
| EQUIPMENT RENTAL | 2,357.99 |
| 740680 | 210.00 |
| MEMBERSHIP/ASSOCIATION DUES | 210.00 |
| 2500 | 979,277.75 |
| ELECTIONS ADMINISTRATOR | 979,277.75 |
| 710100 | 39,848.38 |
| SALARY/OFFICIAL-DEPARTMENT HEAD | 39,848.38 |
| 710110 | 509,190.06 |
| SALARY/REGULAR | 509,190.06 |
| 710130 | 96,775.37 |
| SALARY/OVERTIME | 96,775.37 |
| 720100 | 49,631.17 |
| SOCIAL SECURITY | 49,631.17 |
| 720110 | 68,495.81 |
| EMPLOYEE INSURANCE | 68,495.81 |
| 720120 | 28,829.53 |
| RETIREMENT | 28,829.53 |
| 720140 | 12,498.36 |
| STATE UNEMPLOYMENT TAX | 12,498.36 |
| 730100 | 13,788.27 |
| OFFICE SUPPLIES | 13,788.27 |
| 730140 | 1,218.60 |
| JANITOR SUPPLIES | 1,218.60 |
| 730210 | 7,241.44 |
| DATA PROCESSING SUPPLIES | 7,241.44 |
| 730240 | 203.55 |
| FUEL | 203.55 |
| 730250 | 1,128.92 |
| SHOP SUPPLIES | 1,128.92 |
| 730320 | 74.28 |
| IT HARDWARE | 74.28 |
| 730330 | 2,302.32 |
| IT SOFTWARE | 2,302.32 |
| 730370 | 65.00 |
| PERIODICALS | 65.00 |
| 740140 | 586.97 |
| VEHICLE MAINTENANCE | 586.97 |
| 740420 | 74.98 |
| COURIER SERVICE | 74.98 |
| 740512 | 108,536.10 |
| PROFESSIONAL SERVICES | 108,536.10 |
| 740530 | 5,760.81 |
| MOBILE PHONE AND DATA | 5,760.81 |
| 740540 | 3,674.99 |
| TRAVEL EXPENSE | 3,674.99 |
| 740580 | 25,050.75 |
| PRINTING | 25,050.75 |
| 740628 | 1,152.00 |
| TELEPHONE-FIBER OPTIC-RESTRICTED | 1,152.00 |

| | |
|---------------------------------|--------------|
| 740640 | 785.96 |
| CONTRACT SERVICES | 785.96 |
| 740654 | 1,430.00 |
| COMMUNITY BUILDING/VOTING BOX | 1,430.00 |
| 740656 | 419.88 |
| RENT AND LEASES | 419.88 |
| 740660 | 394.08 |
| EQUIPMENT RENTAL | 394.08 |
| 740970 | 98.26 |
| FREIGHT AND HANDLING | 98.26 |
| 730101 | 21.91 |
| FOOD SUPPLIES | 21.91 |
| 2501 | 51,960.47 |
| VOTER REGISTRATION | 51,960.47 |
| 710110 | 18,066.97 |
| SALARY/REGULAR | 18,066.97 |
| 710130 | 5,277.63 |
| SALARY/OVERTIME | 5,277.63 |
| 720100 | 1,785.86 |
| SOCIAL SECURITY | 1,785.86 |
| 720140 | 544.54 |
| STATE UNEMPLOYMENT TAX | 544.54 |
| 730100 | 1,536.00 |
| OFFICE SUPPLIES | 1,536.00 |
| 730320 | 23,082.60 |
| IT HARDWARE | 23,082.60 |
| 730330 | 1,416.87 |
| IT SOFTWARE | 1,416.87 |
| 740512 | 250.00 |
| PROFESSIONAL SERVICES | 250.00 |
| 2600 | 5,823,492.35 |
| INFORMATION TECHNOLOGY | 5,823,492.35 |
| 710100 | 56,186.13 |
| SALARY/OFFICIAL-DEPARTMENT HEAD | 56,186.13 |
| 710110 | 1,115,091.58 |
| SALARY/REGULAR | 1,115,091.58 |
| 710130 | 20,090.53 |
| SALARY/OVERTIME | 20,090.53 |
| 710140 | 2,521.86 |
| SALARY/CELL PHONE ALLOWANCE | 2,521.86 |
| 720100 | 89,736.54 |
| SOCIAL SECURITY | 89,736.54 |
| 720110 | 194,702.12 |
| EMPLOYEE INSURANCE | 194,702.12 |
| 720120 | 146,383.61 |
| RETIREMENT | 146,383.61 |
| 720140 | 12,498.10 |
| STATE UNEMPLOYMENT TAX | 12,498.10 |
| 730100 | 11,262.20 |
| OFFICE SUPPLIES | 11,262.20 |
| 730110 | 20,533.51 |
| POSTAGE | 20,533.51 |
| 730210 | 34,320.40 |
| DATA PROCESSING SUPPLIES | 34,320.40 |
| 730240 | 974.45 |

| | |
|--|--------------|
| FUEL | 974.45 |
| 730320 | 230,087.41 |
| IT HARDWARE | 230,087.41 |
| 730330 | 268,392.24 |
| IT SOFTWARE | 268,392.24 |
| 730332 | 21,960.50 |
| TELEPHONE-REPAIRS/REPLACEMENT-RESTRICTED | 21,960.50 |
| 730380 | 81.14 |
| AUDIO/VISUAL SUPPLIES | 81.14 |
| 740110 | 2,175,197.11 |
| IT SOFTWARE MAINTENANCE | 2,175,197.11 |
| 740140 | 3,354.81 |
| VEHICLE MAINTENANCE | 3,354.81 |
| 740420 | 4,882.89 |
| COURIER SERVICE | 4,882.89 |
| 740512 | 159,984.25 |
| PROFESSIONAL SERVICES | 159,984.25 |
| 740530 | 22,147.07 |
| MOBILE PHONE AND DATA | 22,147.07 |
| 740620 | 591.94 |
| ELECTRICITY | 591.94 |
| 740628 | 95,448.60 |
| TELEPHONE-FIBER OPTIC-RESTRICTED | 95,448.60 |
| 740640 | 119,174.28 |
| CONTRACT SERVICES | 119,174.28 |
| 740660 | 900.12 |
| EQUIPMENT RENTAL | 900.12 |
| 740662 | 359,496.36 |
| LEASE TO PURCHASE | 359,496.36 |
| 750800 | 149,705.18 |
| MAJOR PROJECTS | 149,705.18 |
| 790100 | (8,712.20) |
| REIMBURSEMENTS CLEARING | (8,712.20) |
| 740627 | 506,808.62 |
| TELEPHONE-RESTRICTED | 506,808.62 |
| 740100 | 9,691.00 |
| IT HARDWARE MAINTENANCE | 9,691.00 |
| 2700 | 1,597,817.34 |
| DISTRICT CLERK | 1,597,817.34 |
| 710100 | 51,959.00 |
| SALARY/OFFICIAL-DEPARTMENT HEAD | 51,959.00 |
| 710110 | 977,824.96 |
| SALARY/REGULAR | 977,824.96 |
| 710130 | 6,814.32 |
| SALARY/OVERTIME | 6,814.32 |
| 720100 | 76,550.68 |
| SOCIAL SECURITY | 76,550.68 |
| 720110 | 309,991.44 |
| EMPLOYEE INSURANCE | 309,991.44 |
| 720120 | 127,211.37 |
| RETIREMENT | 127,211.37 |
| 720140 | 14,746.78 |
| STATE UNEMPLOYMENT TAX | 14,746.78 |
| 730100 | 12,311.43 |
| OFFICE SUPPLIES | 12,311.43 |

| | |
|---------------------------------|--------------|
| 730110 | 490.00 |
| POSTAGE | 490.00 |
| 740510 | 1,150.00 |
| PROFESSIONAL DEVELOPMENT | 1,150.00 |
| 740580 | 750.00 |
| PRINTING | 750.00 |
| 740660 | 18,260.16 |
| EQUIPMENT RENTAL | 18,260.16 |
| 740680 | 175.00 |
| MEMBERSHIP/ASSOCIATION DUES | 175.00 |
| 790100 | (417.80) |
| REIMBURSEMENTS CLEARING | (417.80) |
| 2800 | 1,533,283.54 |
| COUNTY ATTORNEY | 1,533,283.54 |
| 710100 | 78,849.79 |
| SALARY/OFFICIAL-DEPARTMENT HEAD | 78,849.79 |
| 710110 | 947,841.01 |
| SALARY/REGULAR | 947,841.01 |
| 710130 | (3,134.36) |
| SALARY/OVERTIME | (3,134.36) |
| 710140 | 728.92 |
| SALARY/CELL PHONE ALLOWANCE | 728.92 |
| 710150 | (1,500.00) |
| SALARY/SPECIAL PAY | (1,500.00) |
| 720100 | 78,442.62 |
| SOCIAL SECURITY | 78,442.62 |
| 720110 | 164,929.74 |
| EMPLOYEE INSURANCE | 164,929.74 |
| 720120 | 133,210.35 |
| RETIREMENT | 133,210.35 |
| 720140 | 10,061.42 |
| STATE UNEMPLOYMENT TAX | 10,061.42 |
| 730100 | 7,750.01 |
| OFFICE SUPPLIES | 7,750.01 |
| 730120 | 19,575.02 |
| BOOK SUPPLEMENTS | 19,575.02 |
| 730370 | 116.92 |
| PERIODICALS | 116.92 |
| 740220 | 74,483.08 |
| LEGAL/LITIGATION COSTS | 74,483.08 |
| 740504 | 3,826.00 |
| ONLINE SERVICES | 3,826.00 |
| 740510 | 4,031.63 |
| PROFESSIONAL DEVELOPMENT | 4,031.63 |
| 740540 | 1,487.06 |
| TRAVEL EXPENSE | 1,487.06 |
| 740580 | 185.00 |
| PRINTING | 185.00 |
| 740640 | 670.57 |
| CONTRACT SERVICES | 670.57 |
| 740660 | 7,675.79 |
| EQUIPMENT RENTAL | 7,675.79 |
| 740680 | 3,648.00 |
| MEMBERSHIP/ASSOCIATION DUES | 3,648.00 |
| 740970 | 453.31 |

| | |
|-----------------------------------|--------------|
| FREIGHT AND HANDLING | 453.31 |
| 790100 | (48.34) |
| REIMBURSEMENTS CLEARING | (48.34) |
| 2801 | 41,818.89 |
| COUNTY ATTORNEY STATE FUNDS | 41,818.89 |
| 710150 | 36,250.00 |
| SALARY/SPECIAL PAY | 36,250.00 |
| 730100 | 364.94 |
| OFFICE SUPPLIES | 364.94 |
| 730270 | 121.95 |
| LAW ENFORCEMENT SPECIFIC SUPPLIES | 121.95 |
| 740220 | (1,273.40) |
| LEGAL/LITIGATION COSTS | (1,273.40) |
| 740230 | 557.00 |
| LITIGATION EXPENSES | 557.00 |
| 740510 | 225.00 |
| PROFESSIONAL DEVELOPMENT | 225.00 |
| 740512 | 3,400.00 |
| PROFESSIONAL SERVICES | 3,400.00 |
| 740680 | 900.00 |
| MEMBERSHIP/ASSOCIATION DUES | 900.00 |
| 740450 | 1,273.40 |
| SERVICE/CITATIONS | 1,273.40 |
| 3000 | 1,451,198.87 |
| BUILDING CUSTODIAL SERVICES | 1,451,198.87 |
| 710100 | 48,593.82 |
| SALARY/OFFICIAL-DEPARTMENT HEAD | 48,593.82 |
| 710110 | 787,633.65 |
| SALARY/REGULAR | 787,633.65 |
| 710130 | 39,873.72 |
| SALARY/OVERTIME | 39,873.72 |
| 720100 | 64,462.14 |
| SOCIAL SECURITY | 64,462.14 |
| 720110 | 205,055.41 |
| EMPLOYEE INSURANCE | 205,055.41 |
| 720120 | 107,496.83 |
| RETIREMENT | 107,496.83 |
| 720140 | 13,894.23 |
| STATE UNEMPLOYMENT TAX | 13,894.23 |
| 730100 | 1,439.53 |
| OFFICE SUPPLIES | 1,439.53 |
| 730140 | 128,676.03 |
| JANITOR SUPPLIES | 128,676.03 |
| 730220 | 6,975.31 |
| REPLACEMENTS | 6,975.31 |
| 730240 | 7,062.68 |
| FUEL | 7,062.68 |
| 730250 | 517.33 |
| SHOP SUPPLIES | 517.33 |
| 730260 | 2,047.10 |
| VEHICLE SUPPLIES | 2,047.10 |
| 730310 | 4,719.25 |
| UNIFORMS | 4,719.25 |
| 730390 | 47.40 |
| MEDICAL SUPPLIES | 47.40 |

| | |
|---|--------------|
| 740140 | 2,788.02 |
| VEHICLE MAINTENANCE | 2,788.02 |
| 740512 | 9,639.91 |
| PROFESSIONAL SERVICES | 9,639.91 |
| 740530 | 3,478.49 |
| MOBILE PHONE AND DATA | 3,478.49 |
| 740660 | 2,271.78 |
| EQUIPMENT RENTAL | 2,271.78 |
| 750400 | 14,526.24 |
| CAPITAL OUTLAY-FURNITURE FIXTURES AND EQUIPMENT | 14,526.24 |
| 3100 | 4,598,665.96 |
| BUILDING MAINTENANCE/CONSTRUCTION | 4,598,665.96 |
| 710100 | 53,854.95 |
| SALARY/OFFICIAL-DEPARTMENT HEAD | 53,854.95 |
| 710110 | 988,274.22 |
| SALARY/REGULAR | 988,274.22 |
| 710120 | - |
| SALARY/OTHER | - |
| 710130 | 73,234.84 |
| SALARY/OVERTIME | 73,234.84 |
| 720100 | 84,394.85 |
| SOCIAL SECURITY | 84,394.85 |
| 720110 | 249,739.72 |
| EMPLOYEE INSURANCE | 249,739.72 |
| 720120 | 139,031.20 |
| RETIREMENT | 139,031.20 |
| 720140 | 13,642.83 |
| STATE UNEMPLOYMENT TAX | 13,642.83 |
| 730100 | 1,611.49 |
| OFFICE SUPPLIES | 1,611.49 |
| 730140 | 29.50 |
| JANITOR SUPPLIES | 29.50 |
| 730220 | 407,671.20 |
| REPLACEMENTS | 407,671.20 |
| 730240 | 55,177.28 |
| FUEL | 55,177.28 |
| 730250 | 26,842.51 |
| SHOP SUPPLIES | 26,842.51 |
| 730262 | 129.85 |
| RADIO SUPPLIES | 129.85 |
| 730310 | 1,648.88 |
| UNIFORMS | 1,648.88 |
| 740140 | 21,015.57 |
| VEHICLE MAINTENANCE | 21,015.57 |
| 740150 | 25,638.95 |
| LANDSCAPE MAINTENANCE | 25,638.95 |
| 740510 | 322.95 |
| PROFESSIONAL DEVELOPMENT | 322.95 |
| 740512 | 98,868.11 |
| PROFESSIONAL SERVICES | 98,868.11 |
| 740530 | 7,888.65 |
| MOBILE PHONE AND DATA | 7,888.65 |
| 740620 | 1,534,422.32 |
| ELECTRICITY | 1,534,422.32 |
| 740622 | 71,036.06 |

| | |
|----------------------------|--------------|
| GAS | 71,036.06 |
| 740624 | 384,089.00 |
| WATER AND SEWER | 384,089.00 |
| 740640 | 103,979.48 |
| CONTRACT SERVICES | 103,979.48 |
| 740660 | 7,276.80 |
| EQUIPMENT RENTAL | 7,276.80 |
| 740750 | 34,982.15 |
| REMODEL | 34,982.15 |
| 750600 | 175,425.00 |
| CAPITAL OUTLAY-VEHICLES | 175,425.00 |
| 750800 | 50,704.19 |
| MAJOR PROJECTS | 50,704.19 |
| 790100 | (12,266.59) |
| REIMBURSEMENTS CLEARING | (12,266.59) |
| 3200 | 587,706.50 |
| OTHER | 587,706.50 |
| 740120 | 60,000.00 |
| MEDICAL SERVICES | 60,000.00 |
| 740500 | - |
| ECONOMIC DEVELOPMENT | - |
| 740512 | 52,881.25 |
| PROFESSIONAL SERVICES | 52,881.25 |
| 740640 | 474,218.25 |
| CONTRACT SERVICES | 474,218.25 |
| 740690 | 607.00 |
| COURT COST | 607.00 |
| 3210 | 9,810,447.18 |
| NON-DEPARTMENTAL | 9,810,447.18 |
| 720110 | 3,956,000.00 |
| EMPLOYEE INSURANCE | 3,956,000.00 |
| 720130 | 950,000.00 |
| WORKERS COMPENSATION | 950,000.00 |
| 720140 | - |
| STATE UNEMPLOYMENT TAX | - |
| 730100 | 591.43 |
| OFFICE SUPPLIES | 591.43 |
| 730110 | 292,987.74 |
| POSTAGE | 292,987.74 |
| 730370 | 81.00 |
| PERIODICALS | 81.00 |
| 740220 | - |
| LEGAL/LITIGATION COSTS | - |
| 740310 | - |
| APPOINTED ATTORNEY-CIVIL | - |
| 740400 | 75,000.00 |
| AUDIT | 75,000.00 |
| 740500 | 1,931,341.99 |
| ECONOMIC DEVELOPMENT | 1,931,341.99 |
| 740502 | 1,045,665.90 |
| CENTRAL APPRAISAL DISTRICT | 1,045,665.90 |
| 740512 | 136,131.04 |
| PROFESSIONAL SERVICES | 136,131.04 |
| 740570 | 8,996.16 |
| ADVERTISING | 8,996.16 |

| | |
|------------------------------|------------|
| 740580 | 21,422.00 |
| PRINTING | 21,422.00 |
| 740640 | 848,059.85 |
| CONTRACT SERVICES | 848,059.85 |
| 740642 | 15,000.00 |
| SOIL CONSERVATION | 15,000.00 |
| 740660 | 405.48 |
| EQUIPMENT RENTAL | 405.48 |
| 740680 | 25,954.84 |
| MEMBERSHIP/ASSOCIATION DUES | 25,954.84 |
| 740690 | 1,754.00 |
| COURT COST | 1,754.00 |
| 740700 | 500,000.00 |
| INSURANCE/BOND PREMIUMS | 500,000.00 |
| 740970 | 21.02 |
| FREIGHT AND HANDLING | 21.02 |
| 740627 | 1,045.11 |
| TELEPHONE-RESTRICTED | 1,045.11 |
| 730410 | (10.38) |
| INVOICE TOLERANCE* | (10.38) |
| 3220 | 75,590.31 |
| ALTERNATE DISPUTE RESOLUTION | 75,590.31 |
| 740512 | 75,590.31 |
| PROFESSIONAL SERVICES | 75,590.31 |
| 3230 | 54,359.59 |
| DEPARTMENT OF PUBLIC SAFETY | 54,359.59 |
| 710110 | 35,123.20 |
| SALARY/REGULAR | 35,123.20 |
| 710130 | 88.20 |
| SALARY/OVERTIME | 88.20 |
| 720100 | 2,602.57 |
| SOCIAL SECURITY | 2,602.57 |
| 720110 | 11,256.87 |
| EMPLOYEE INSURANCE | 11,256.87 |
| 720120 | 4,320.37 |
| RETIREMENT | 4,320.37 |
| 720140 | 519.16 |
| STATE UNEMPLOYMENT TAX | 519.16 |
| 730100 | 449.22 |
| OFFICE SUPPLIES | 449.22 |
| 3240 | 7,634.88 |
| HISTORICAL COMMISSION | 7,634.88 |
| 740512 | 7,634.88 |
| PROFESSIONAL SERVICES | 7,634.88 |
| 3250 | 29,302.61 |
| CHILD WELFARE | 29,302.61 |
| 710120 | 900.00 |
| SALARY/OTHER | 900.00 |
| 730160 | 8,816.91 |
| CLOTHING | 8,816.91 |
| 730170 | 16.00 |
| BIRTH CERTIFICATES | 16.00 |
| 740120 | 1,846.53 |
| MEDICAL SERVICES | 1,846.53 |
| 740512 | 148.62 |

| | |
|---------------------------------|-------------------|
| PROFESSIONAL SERVICES | 148.62 |
| 740530 | 107.53 |
| MOBILE PHONE AND DATA | 107.53 |
| 740560 | 2,013.66 |
| TRANSPORTATION | 2,013.66 |
| 740770 | 14,910.00 |
| ALLOWANCE | 14,910.00 |
| 740627 | 543.36 |
| TELEPHONE-RESTRICTED | 543.36 |
| 3300 | 515,794.82 |
| PURCHASING AGENT | 515,794.82 |
| 710100 | 55,586.84 |
| SALARY/OFFICIAL-DEPARTMENT HEAD | 55,586.84 |
| 710110 | 300,386.08 |
| SALARY/REGULAR | 300,386.08 |
| 710130 | 4,516.12 |
| SALARY/OVERTIME | 4,516.12 |
| 710140 | 33.21 |
| SALARY/CELL PHONE ALLOWANCE | 33.21 |
| 720100 | 26,619.47 |
| SOCIAL SECURITY | 26,619.47 |
| 720110 | 67,293.00 |
| EMPLOYEE INSURANCE | 67,293.00 |
| 720120 | 44,235.96 |
| RETIREMENT | 44,235.96 |
| 720140 | 3,855.82 |
| STATE UNEMPLOYMENT TAX | 3,855.82 |
| 730100 | 5,531.46 |
| OFFICE SUPPLIES | 5,531.46 |
| 740110 | 3,960.00 |
| IT SOFTWARE MAINTENANCE | 3,960.00 |
| 740510 | 2,711.00 |
| PROFESSIONAL DEVELOPMENT | 2,711.00 |
| 740530 | 531.86 |
| MOBILE PHONE AND DATA | 531.86 |
| 740680 | 534.00 |
| MEMBERSHIP/ASSOCIATION DUES | 534.00 |
| 790100 | - |
| REIMBURSEMENTS CLEARING | - |
| 3400 | 973,947.34 |
| COUNTY AUDITOR | 973,947.34 |
| 710100 | 60,230.60 |
| SALARY/OFFICIAL-DEPARTMENT HEAD | 60,230.60 |
| 710110 | 617,399.06 |
| SALARY/REGULAR | 617,399.06 |
| 710130 | 6,638.01 |
| SALARY/OVERTIME | 6,638.01 |
| 720100 | 50,707.49 |
| SOCIAL SECURITY | 50,707.49 |
| 720110 | 129,701.65 |
| EMPLOYEE INSURANCE | 129,701.65 |
| 720120 | 83,959.77 |
| RETIREMENT | 83,959.77 |
| 720140 | 7,731.04 |
| STATE UNEMPLOYMENT TAX | 7,731.04 |

| | |
|---------------------------------|-------------------|
| 730100 | 6,663.64 |
| OFFICE SUPPLIES | 6,663.64 |
| 730240 | 103.03 |
| FUEL | 103.03 |
| 730330 | - |
| IT SOFTWARE | - |
| 740510 | 2,000.00 |
| PROFESSIONAL DEVELOPMENT | 2,000.00 |
| 740512 | 39.99 |
| PROFESSIONAL SERVICES | 39.99 |
| 740530 | 842.37 |
| MOBILE PHONE AND DATA | 842.37 |
| 740540 | 33.08 |
| TRAVEL EXPENSE | 33.08 |
| 740640 | - |
| CONTRACT SERVICES | - |
| 740660 | 8,367.13 |
| EQUIPMENT RENTAL | 8,367.13 |
| 740680 | 614.00 |
| MEMBERSHIP/ASSOCIATION DUES | 614.00 |
| 740970 | 16.48 |
| FREIGHT AND HANDLING | 16.48 |
| 790100 | (1,100.00) |
| REIMBURSEMENTS CLEARING | (1,100.00) |
| 3500 | 142,600.94 |
| BUDGET OFFICE | 142,600.94 |
| 710100 | 53,846.13 |
| SALARY/OFFICIAL-DEPARTMENT HEAD | 53,846.13 |
| 710110 | 48,139.04 |
| SALARY/REGULAR | 48,139.04 |
| 710140 | 413.50 |
| SALARY/CELL PHONE ALLOWANCE | 413.50 |
| 720100 | 7,583.71 |
| SOCIAL SECURITY | 7,583.71 |
| 720110 | 16,952.71 |
| EMPLOYEE INSURANCE | 16,952.71 |
| 720120 | 12,564.33 |
| RETIREMENT | 12,564.33 |
| 720140 | 950.81 |
| STATE UNEMPLOYMENT TAX | 950.81 |
| 730100 | 182.46 |
| OFFICE SUPPLIES | 182.46 |
| 740530 | 190.15 |
| MOBILE PHONE AND DATA | 190.15 |
| 740640 | 224.66 |
| CONTRACT SERVICES | 224.66 |
| 740660 | 1,433.44 |
| EQUIPMENT RENTAL | 1,433.44 |
| 740680 | 120.00 |
| MEMBERSHIP/ASSOCIATION DUES | 120.00 |
| 3600 | 330,862.70 |
| COUNTY TREASURER | 330,862.70 |
| 710100 | 61,389.66 |
| SALARY/OFFICIAL-DEPARTMENT HEAD | 61,389.66 |
| 710110 | 155,286.35 |

| | |
|---------------------------------|---------------------|
| SALARY/REGULAR | 155,286.35 |
| 710130 | 5,430.56 |
| SALARY/OVERTIME | 5,430.56 |
| 720100 | 15,930.13 |
| SOCIAL SECURITY | 15,930.13 |
| 720110 | 45,121.71 |
| EMPLOYEE INSURANCE | 45,121.71 |
| 720120 | 27,252.44 |
| RETIREMENT | 27,252.44 |
| 720140 | 2,079.85 |
| STATE UNEMPLOYMENT TAX | 2,079.85 |
| 730100 | 4,015.69 |
| OFFICE SUPPLIES | 4,015.69 |
| 740510 | 1,674.00 |
| PROFESSIONAL DEVELOPMENT | 1,674.00 |
| 740540 | 707.64 |
| TRAVEL EXPENSE | 707.64 |
| 740580 | 105.46 |
| PRINTING | 105.46 |
| 740640 | 8,523.25 |
| CONTRACT SERVICES | 8,523.25 |
| 740660 | 2,787.96 |
| EQUIPMENT RENTAL | 2,787.96 |
| 740680 | 558.00 |
| MEMBERSHIP/ASSOCIATION DUES | 558.00 |
| 3700 | 1,999,491.93 |
| TAX ASSESSOR/COLLECTOR | 1,999,491.93 |
| 710100 | 66,440.86 |
| SALARY/OFFICIAL-DEPARTMENT HEAD | 66,440.86 |
| 710110 | 1,183,073.67 |
| SALARY/REGULAR | 1,183,073.67 |
| 710130 | 5,448.83 |
| SALARY/OVERTIME | 5,448.83 |
| 710140 | 413.50 |
| SALARY/CELL PHONE ALLOWANCE | 413.50 |
| 720100 | 92,026.46 |
| SOCIAL SECURITY | 92,026.46 |
| 720110 | 335,941.84 |
| EMPLOYEE INSURANCE | 335,941.84 |
| 720120 | 154,034.08 |
| RETIREMENT | 154,034.08 |
| 720140 | 16,592.88 |
| STATE UNEMPLOYMENT TAX | 16,592.88 |
| 730100 | 21,702.21 |
| OFFICE SUPPLIES | 21,702.21 |
| 730210 | 10,312.96 |
| DATA PROCESSING SUPPLIES | 10,312.96 |
| 740510 | 5,010.00 |
| PROFESSIONAL DEVELOPMENT | 5,010.00 |
| 740512 | 6,000.00 |
| PROFESSIONAL SERVICES | 6,000.00 |
| 740540 | 4,480.82 |
| TRAVEL EXPENSE | 4,480.82 |
| 740580 | 33,568.20 |
| PRINTING | 33,568.20 |

| | |
|----------------------------------|------------|
| 740640 | 63,712.18 |
| CONTRACT SERVICES | 63,712.18 |
| 740660 | 77.70 |
| EQUIPMENT RENTAL | 77.70 |
| 740680 | 3,590.00 |
| MEMBERSHIP/ASSOCIATION DUES | 3,590.00 |
| 790100 | (2,934.26) |
| REIMBURSEMENTS CLEARING | (2,934.26) |
| 3701 | 8,089.55 |
| TAC SPECIAL INVENTORY TAX | 8,089.55 |
| 740510 | 2,050.00 |
| PROFESSIONAL DEVELOPMENT | 2,050.00 |
| 740540 | 6,039.55 |
| TRAVEL EXPENSE | 6,039.55 |
| 4000 | 866,605.96 |
| ENVIRONMENTAL HEALTH | 866,605.96 |
| 710100 | 47,371.10 |
| SALARY/OFFICIAL-DEPARTMENT HEAD | 47,371.10 |
| 710110 | 547,040.77 |
| SALARY/REGULAR | 547,040.77 |
| 710120 | - |
| SALARY/OTHER | - |
| 720100 | 43,511.06 |
| SOCIAL SECURITY | 43,511.06 |
| 720110 | 117,762.75 |
| EMPLOYEE INSURANCE | 117,762.75 |
| 720120 | 72,980.36 |
| RETIREMENT | 72,980.36 |
| 720140 | 6,809.52 |
| STATE UNEMPLOYMENT TAX | 6,809.52 |
| 730100 | 5,334.30 |
| OFFICE SUPPLIES | 5,334.30 |
| 730240 | 1,865.34 |
| FUEL | 1,865.34 |
| 740140 | 920.02 |
| VEHICLE MAINTENANCE | 920.02 |
| 740510 | 298.00 |
| PROFESSIONAL DEVELOPMENT | 298.00 |
| 740528 | 10,672.01 |
| PROFESSIONAL SERVICES-STORMWATER | 10,672.01 |
| 740530 | 6,730.50 |
| MOBILE PHONE AND DATA | 6,730.50 |
| 740580 | 1,955.64 |
| PRINTING | 1,955.64 |
| 740660 | 3,243.59 |
| EQUIPMENT RENTAL | 3,243.59 |
| 740680 | 111.00 |
| MEMBERSHIP/ASSOCIATION DUES | 111.00 |
| 4001 | 232,783.33 |
| PERMITS | 232,783.33 |
| 710100 | 42,631.07 |
| SALARY/OFFICIAL-DEPARTMENT HEAD | 42,631.07 |
| 710110 | 108,674.32 |
| SALARY/REGULAR | 108,674.32 |
| 710140 | 413.50 |

| | |
|---------------------------------|--------------|
| SALARY/CELL PHONE ALLOWANCE | 413.50 |
| 720100 | 11,188.06 |
| SOCIAL SECURITY | 11,188.06 |
| 720110 | 40,302.35 |
| EMPLOYEE INSURANCE | 40,302.35 |
| 720120 | 18,615.89 |
| RETIREMENT | 18,615.89 |
| 720140 | 1,983.39 |
| STATE UNEMPLOYMENT TAX | 1,983.39 |
| 730100 | 4,502.44 |
| OFFICE SUPPLIES | 4,502.44 |
| 740510 | 600.00 |
| PROFESSIONAL DEVELOPMENT | 600.00 |
| 740580 | 307.47 |
| PRINTING | 307.47 |
| 740660 | 3,264.84 |
| EQUIPMENT RENTAL | 3,264.84 |
| 740680 | 300.00 |
| MEMBERSHIP/ASSOCIATION DUES | 300.00 |
| 4100 | 2,080,224.96 |
| ANIMAL SERVICES | 2,080,224.96 |
| 710100 | 78,962.90 |
| SALARY/OFFICIAL-DEPARTMENT HEAD | 78,962.90 |
| 710110 | 888,225.92 |
| SALARY/REGULAR | 888,225.92 |
| 710130 | 63,188.36 |
| SALARY/OVERTIME | 63,188.36 |
| 710140 | 2,853.97 |
| SALARY/CELL PHONE ALLOWANCE | 2,853.97 |
| 720100 | 77,269.83 |
| SOCIAL SECURITY | 77,269.83 |
| 720110 | 271,235.04 |
| EMPLOYEE INSURANCE | 271,235.04 |
| 720120 | 126,777.89 |
| RETIREMENT | 126,777.89 |
| 720140 | 14,279.73 |
| STATE UNEMPLOYMENT TAX | 14,279.73 |
| 730100 | 118,007.10 |
| OFFICE SUPPLIES | 118,007.10 |
| 730220 | 5,203.95 |
| REPLACEMENTS | 5,203.95 |
| 730240 | 23,862.78 |
| FUEL | 23,862.78 |
| 730290 | 77,030.00 |
| SPAY/NEUTER PROGRAM EXPENSE | 77,030.00 |
| 730310 | 3,466.09 |
| UNIFORMS | 3,466.09 |
| 730390 | 264,713.93 |
| MEDICAL SUPPLIES | 264,713.93 |
| 740120 | - |
| MEDICAL SERVICES | - |
| 740140 | 24,250.53 |
| VEHICLE MAINTENANCE | 24,250.53 |
| 740410 | 447.04 |
| TOLLS | 447.04 |

| | |
|---------------------------------|--------------|
| 740420 | 71.22 |
| COURIER SERVICE | 71.22 |
| 740510 | 4,669.45 |
| PROFESSIONAL DEVELOPMENT | 4,669.45 |
| 740512 | 9,446.99 |
| PROFESSIONAL SERVICES | 9,446.99 |
| 740530 | 5,690.89 |
| MOBILE PHONE AND DATA | 5,690.89 |
| 740580 | 557.00 |
| PRINTING | 557.00 |
| 740640 | 3,587.85 |
| CONTRACT SERVICES | 3,587.85 |
| 740660 | 17,178.72 |
| EQUIPMENT RENTAL | 17,178.72 |
| 790100 | (752.22) |
| REIMBURSEMENTS CLEARING | (752.22) |
| 4200 | 1,000,327.90 |
| FORENSIC SERVICES | 1,000,327.90 |
| 710100 | 116,894.05 |
| SALARY/OFFICIAL-DEPARTMENT HEAD | 116,894.05 |
| 710110 | 361,304.25 |
| SALARY/REGULAR | 361,304.25 |
| 710120 | - |
| SALARY/OTHER | - |
| 710130 | 22,265.82 |
| SALARY/OVERTIME | 22,265.82 |
| 720100 | 26,589.82 |
| SOCIAL SECURITY | 26,589.82 |
| 720110 | 55,074.20 |
| EMPLOYEE INSURANCE | 55,074.20 |
| 720120 | 59,307.74 |
| RETIREMENT | 59,307.74 |
| 720140 | 3,101.93 |
| STATE UNEMPLOYMENT TAX | 3,101.93 |
| 730100 | 4,350.08 |
| OFFICE SUPPLIES | 4,350.08 |
| 730110 | 1,388.31 |
| POSTAGE | 1,388.31 |
| 730220 | 1,095.00 |
| REPLACEMENTS | 1,095.00 |
| 730240 | 479.42 |
| FUEL | 479.42 |
| 730310 | 1,137.30 |
| UNIFORMS | 1,137.30 |
| 730390 | 35,817.07 |
| MEDICAL SUPPLIES | 35,817.07 |
| 740120 | 967.02 |
| MEDICAL SERVICES | 967.02 |
| 740140 | 89.77 |
| VEHICLE MAINTENANCE | 89.77 |
| 740420 | 276.00 |
| COURIER SERVICE | 276.00 |
| 740510 | 400.00 |
| PROFESSIONAL DEVELOPMENT | 400.00 |
| 740512 | 285.00 |

| | |
|-----------------------------------|------------|
| PROFESSIONAL SERVICES | 285.00 |
| 740530 | 1,545.70 |
| MOBILE PHONE AND DATA | 1,545.70 |
| 740560 | 116,300.00 |
| TRANSPORTATION | 116,300.00 |
| 740640 | 185,711.91 |
| CONTRACT SERVICES | 185,711.91 |
| 740656 | 4,380.01 |
| RENT AND LEASES | 4,380.01 |
| 740660 | 262.50 |
| EQUIPMENT RENTAL | 262.50 |
| 740680 | 1,305.00 |
| MEMBERSHIP/ASSOCIATION DUES | 1,305.00 |
| 4300 | (506.73) |
| MCCD-COUNTY APPROPRIATIONS (CDBG) | (506.73) |
| 730100 | 20.37 |
| OFFICE SUPPLIES | 20.37 |
| 740512 | (560.00) |
| PROFESSIONAL SERVICES | (560.00) |
| 740660 | 32.90 |
| EQUIPMENT RENTAL | 32.90 |
| 4400 | 405,940.25 |
| CONVENTION CENTER | 405,940.25 |
| 710100 | 47,389.89 |
| SALARY/OFFICIAL-DEPARTMENT HEAD | 47,389.89 |
| 710110 | 139,918.49 |
| SALARY/REGULAR | 139,918.49 |
| 710120 | - |
| SALARY/OTHER | - |
| 710130 | 3,767.21 |
| SALARY/OVERTIME | 3,767.21 |
| 720100 | 14,143.51 |
| SOCIAL SECURITY | 14,143.51 |
| 720110 | 50,702.21 |
| EMPLOYEE INSURANCE | 50,702.21 |
| 720120 | 23,659.39 |
| RETIREMENT | 23,659.39 |
| 720140 | 2,450.75 |
| STATE UNEMPLOYMENT TAX | 2,450.75 |
| 730100 | 416.24 |
| OFFICE SUPPLIES | 416.24 |
| 730140 | 10,941.64 |
| JANITOR SUPPLIES | 10,941.64 |
| 730220 | 13,702.09 |
| REPLACEMENTS | 13,702.09 |
| 730240 | 3,012.03 |
| FUEL | 3,012.03 |
| 730250 | 3,528.03 |
| SHOP SUPPLIES | 3,528.03 |
| 730260 | 39.99 |
| VEHICLE SUPPLIES | 39.99 |
| 730310 | 750.86 |
| UNIFORMS | 750.86 |
| 730350 | 618.51 |
| AGRICULTURE SUPPLIES | 618.51 |

| | |
|---------------------------------|--------------|
| 730370 | 52.00 |
| PERIODICALS | 52.00 |
| 740140 | 4,313.85 |
| VEHICLE MAINTENANCE | 4,313.85 |
| 740150 | 35,987.28 |
| LANDSCAPE MAINTENANCE | 35,987.28 |
| 740530 | 2,286.03 |
| MOBILE PHONE AND DATA | 2,286.03 |
| 740540 | 705.80 |
| TRAVEL EXPENSE | 705.80 |
| 740570 | 1,510.94 |
| ADVERTISING | 1,510.94 |
| 740640 | 42,314.56 |
| CONTRACT SERVICES | 42,314.56 |
| 740660 | 3,123.95 |
| EQUIPMENT RENTAL | 3,123.95 |
| 740680 | 605.00 |
| MEMBERSHIP/ASSOCIATION DUES | 605.00 |
| 4500 | 4,140,297.00 |
| MEMORIAL LIBRARY | 4,140,297.00 |
| 710100 | 62,488.36 |
| SALARY/OFFICIAL-DEPARTMENT HEAD | 62,488.36 |
| 710110 | 2,402,401.92 |
| SALARY/REGULAR | 2,402,401.92 |
| 720100 | 180,775.76 |
| SOCIAL SECURITY | 180,775.76 |
| 720110 | 655,081.23 |
| EMPLOYEE INSURANCE | 655,081.23 |
| 720120 | 302,314.92 |
| RETIREMENT | 302,314.92 |
| 720140 | 35,537.42 |
| STATE UNEMPLOYMENT TAX | 35,537.42 |
| 730100 | 35,604.20 |
| OFFICE SUPPLIES | 35,604.20 |
| 730210 | 6,338.66 |
| DATA PROCESSING SUPPLIES | 6,338.66 |
| 730220 | 4,790.36 |
| REPLACEMENTS | 4,790.36 |
| 730240 | 1,179.14 |
| FUEL | 1,179.14 |
| 730370 | 72,701.10 |
| PERIODICALS | 72,701.10 |
| 730380 | 80,810.56 |
| AUDIO/VISUAL SUPPLIES | 80,810.56 |
| 740140 | 1,900.70 |
| VEHICLE MAINTENANCE | 1,900.70 |
| 740510 | 99.00 |
| PROFESSIONAL DEVELOPMENT | 99.00 |
| 740512 | 88,304.30 |
| PROFESSIONAL SERVICES | 88,304.30 |
| 740530 | 585.47 |
| MOBILE PHONE AND DATA | 585.47 |
| 740540 | 770.23 |
| TRAVEL EXPENSE | 770.23 |
| 740640 | 8,643.84 |

| | |
|---------------------------------|------------|
| CONTRACT SERVICES | 8,643.84 |
| 740660 | 6,288.96 |
| EQUIPMENT RENTAL | 6,288.96 |
| 750700 | 193,680.87 |
| CAPITAL OUTLAY-BOOKS | 193,680.87 |
| 4600 | 309,573.65 |
| EXTENSION AGENTS | 309,573.65 |
| 710110 | 118,154.10 |
| SALARY/REGULAR | 118,154.10 |
| 710120 | 74,064.08 |
| SALARY/OTHER | 74,064.08 |
| 720100 | 14,802.41 |
| SOCIAL SECURITY | 14,802.41 |
| 720110 | 63,260.89 |
| EMPLOYEE INSURANCE | 63,260.89 |
| 720120 | 14,779.78 |
| RETIREMENT | 14,779.78 |
| 720140 | 2,893.44 |
| STATE UNEMPLOYMENT TAX | 2,893.44 |
| 730100 | 2,941.44 |
| OFFICE SUPPLIES | 2,941.44 |
| 730370 | 61.00 |
| PERIODICALS | 61.00 |
| 740510 | 400.00 |
| PROFESSIONAL DEVELOPMENT | 400.00 |
| 740512 | 75.00 |
| PROFESSIONAL SERVICES | 75.00 |
| 740540 | 7,469.64 |
| TRAVEL EXPENSE | 7,469.64 |
| 740660 | 9,311.87 |
| EQUIPMENT RENTAL | 9,311.87 |
| 740680 | 1,360.00 |
| MEMBERSHIP/ASSOCIATION DUES | 1,360.00 |
| 5000 | 286,656.48 |
| AIRPORT | 286,656.48 |
| 710100 | 47,390.11 |
| SALARY/OFFICIAL-DEPARTMENT HEAD | 47,390.11 |
| 710110 | 132,247.46 |
| SALARY/REGULAR | 132,247.46 |
| 710130 | 3,392.02 |
| SALARY/OVERTIME | 3,392.02 |
| 710140 | 310.13 |
| SALARY/CELL PHONE ALLOWANCE | 310.13 |
| 720100 | 15,049.98 |
| SOCIAL SECURITY | 15,049.98 |
| 720110 | 33,884.61 |
| EMPLOYEE INSURANCE | 33,884.61 |
| 720120 | 22,495.72 |
| RETIREMENT | 22,495.72 |
| 720140 | 2,279.80 |
| STATE UNEMPLOYMENT TAX | 2,279.80 |
| 730100 | 220.84 |
| OFFICE SUPPLIES | 220.84 |
| 730220 | 8,312.31 |
| REPLACEMENTS | 8,312.31 |

| | |
|-----------------------------------|--------------|
| 730240 | 3,560.39 |
| FUEL | 3,560.39 |
| 730250 | 458.99 |
| SHOP SUPPLIES | 458.99 |
| 730310 | 258.00 |
| UNIFORMS | 258.00 |
| 740140 | 364.45 |
| VEHICLE MAINTENANCE | 364.45 |
| 740150 | 5,253.00 |
| LANDSCAPE MAINTENANCE | 5,253.00 |
| 740420 | 21.88 |
| COURIER SERVICE | 21.88 |
| 740512 | 7,637.41 |
| PROFESSIONAL SERVICES | 7,637.41 |
| 740528 | 500.00 |
| PROFESSIONAL SERVICES-STORMWATER | 500.00 |
| 740530 | 1,295.03 |
| MOBILE PHONE AND DATA | 1,295.03 |
| 740580 | 243.86 |
| PRINTING | 243.86 |
| 740622 | 298.55 |
| GAS | 298.55 |
| 740640 | 95.00 |
| CONTRACT SERVICES | 95.00 |
| 740680 | 590.00 |
| MEMBERSHIP/ASSOCIATION DUES | 590.00 |
| 740625 | 496.94 |
| REFUSE COLLECTION | 496.94 |
| 5050 | 194,227.01 |
| CUSTOMS | 194,227.01 |
| 740512 | 193,852.91 |
| PROFESSIONAL SERVICES | 193,852.91 |
| 740640 | 374.10 |
| CONTRACT SERVICES | 374.10 |
| 5060 | 23,638.73 |
| ARF | 23,638.73 |
| 730270 | 23,113.79 |
| LAW ENFORCEMENT SPECIFIC SUPPLIES | 23,113.79 |
| 740140 | 350.00 |
| VEHICLE MAINTENANCE | 350.00 |
| 740512 | 174.94 |
| PROFESSIONAL SERVICES | 174.94 |
| 5100 | 5,296,210.48 |
| DISTRICT ATTORNEY | 5,296,210.48 |
| 710100 | 16,856.67 |
| SALARY/OFFICIAL-DEPARTMENT HEAD | 16,856.67 |
| 710110 | 3,623,856.71 |
| SALARY/REGULAR | 3,623,856.71 |
| 710120 | - |
| SALARY/OTHER | - |
| 710130 | 6,624.18 |
| SALARY/OVERTIME | 6,624.18 |
| 710140 | 413.50 |
| SALARY/CELL PHONE ALLOWANCE | 413.50 |
| 710150 | 77,493.92 |

| | |
|---------------------------------------|------------|
| SALARY/SPECIAL PAY | 77,493.92 |
| 720100 | 271,890.71 |
| SOCIAL SECURITY | 271,890.71 |
| 720110 | 558,887.32 |
| EMPLOYEE INSURANCE | 558,887.32 |
| 720120 | 457,834.95 |
| RETIREMENT | 457,834.95 |
| 720140 | 34,606.97 |
| STATE UNEMPLOYMENT TAX | 34,606.97 |
| 730100 | 30,915.83 |
| OFFICE SUPPLIES | 30,915.83 |
| 730120 | 5,070.70 |
| BOOK SUPPLEMENTS | 5,070.70 |
| 730240 | 16,960.55 |
| FUEL | 16,960.55 |
| 730310 | 2,952.44 |
| UNIFORMS | 2,952.44 |
| 730330 | 5,880.00 |
| IT SOFTWARE | 5,880.00 |
| 740110 | 3,700.00 |
| IT SOFTWARE MAINTENANCE | 3,700.00 |
| 740140 | 44,450.41 |
| VEHICLE MAINTENANCE | 44,450.41 |
| 740160 | (385.78) |
| SPECIAL INVESTIGATION | (385.78) |
| 740478 | 9,000.00 |
| EXPERT WITNESS-PSYCHIATRIC EVALUATION | 9,000.00 |
| 740484 | 426.67 |
| COURT REPORTER TRANSCRIPT | 426.67 |
| 740504 | 5,622.69 |
| ONLINE SERVICES | 5,622.69 |
| 740510 | 12,926.00 |
| PROFESSIONAL DEVELOPMENT | 12,926.00 |
| 740512 | 18,191.92 |
| PROFESSIONAL SERVICES | 18,191.92 |
| 740530 | 14,623.78 |
| MOBILE PHONE AND DATA | 14,623.78 |
| 740540 | 4,054.29 |
| TRAVEL EXPENSE | 4,054.29 |
| 740640 | 21,473.18 |
| CONTRACT SERVICES | 21,473.18 |
| 740660 | 52,511.16 |
| EQUIPMENT RENTAL | 52,511.16 |
| 740970 | 499.06 |
| FREIGHT AND HANDLING | 499.06 |
| 790100 | (1,127.35) |
| REIMBURSEMENTS CLEARING | (1,127.35) |
| 5101 | 5,727.86 |
| DISTRICT ATTORNEY STATE FUNDS | 5,727.86 |
| 710150 | 4,076.75 |
| SALARY/SPECIAL PAY | 4,076.75 |
| 720100 | 303.35 |
| SOCIAL SECURITY | 303.35 |
| 720110 | 805.60 |
| EMPLOYEE INSURANCE | 805.60 |

| | |
|--|------------|
| 720120 | 500.22 |
| RETIREMENT | 500.22 |
| 720140 | 41.94 |
| STATE UNEMPLOYMENT TAX | 41.94 |
| 5200 | 578,802.98 |
| OFFICE OF HOMELAND SECURITY & EMERGENCY MANAGEMENT | 578,802.98 |
| 710100 | 17,376.52 |
| SALARY/OFFICIAL-DEPARTMENT HEAD | 17,376.52 |
| 710110 | 191,879.04 |
| SALARY/REGULAR | 191,879.04 |
| 710130 | 9,889.63 |
| SALARY/OVERTIME | 9,889.63 |
| 720100 | 16,156.55 |
| SOCIAL SECURITY | 16,156.55 |
| 720110 | 32,065.98 |
| EMPLOYEE INSURANCE | 32,065.98 |
| 720120 | 26,894.20 |
| RETIREMENT | 26,894.20 |
| 720140 | 1,849.22 |
| STATE UNEMPLOYMENT TAX | 1,849.22 |
| 730100 | 2,241.22 |
| OFFICE SUPPLIES | 2,241.22 |
| 730240 | 5,209.23 |
| FUEL | 5,209.23 |
| 730250 | 2,479.15 |
| SHOP SUPPLIES | 2,479.15 |
| 740140 | 971.42 |
| VEHICLE MAINTENANCE | 971.42 |
| 740510 | 400.72 |
| PROFESSIONAL DEVELOPMENT | 400.72 |
| 740512 | 242,268.57 |
| PROFESSIONAL SERVICES | 242,268.57 |
| 740530 | 3,037.38 |
| MOBILE PHONE AND DATA | 3,037.38 |
| 740640 | 696.94 |
| CONTRACT SERVICES | 696.94 |
| 740660 | 10,524.45 |
| EQUIPMENT RENTAL | 10,524.45 |
| 790100 | (274.41) |
| REIMBURSEMENTS CLEARING | (274.41) |
| 730101 | 16,182.42 |
| FOOD SUPPLIES | 16,182.42 |
| 790900 | (1,045.25) |
| CARRYOVER FROM PREVIOUS YEAR | (1,045.25) |
| 5300 | 443,662.78 |
| FIRE MARSHAL - INVESTIGATIONS | 443,662.78 |
| 710100 | 55,674.10 |
| SALARY/OFFICIAL-DEPARTMENT HEAD | 55,674.10 |
| 710110 | 224,435.83 |
| SALARY/REGULAR | 224,435.83 |
| 710130 | 2,763.68 |
| SALARY/OVERTIME | 2,763.68 |
| 710150 | 8,736.00 |
| SALARY/SPECIAL PAY | 8,736.00 |
| 720100 | 22,028.48 |

| | |
|-----------------------------------|------------|
| SOCIAL SECURITY | 22,028.48 |
| 720110 | 35,720.21 |
| EMPLOYEE INSURANCE | 35,720.21 |
| 720120 | 35,780.64 |
| RETIREMENT | 35,780.64 |
| 720140 | 2,800.56 |
| STATE UNEMPLOYMENT TAX | 2,800.56 |
| 730100 | 249.77 |
| OFFICE SUPPLIES | 249.77 |
| 730240 | 11,703.73 |
| FUEL | 11,703.73 |
| 730250 | 4,040.28 |
| SHOP SUPPLIES | 4,040.28 |
| 730270 | 4,421.36 |
| LAW ENFORCEMENT SPECIFIC SUPPLIES | 4,421.36 |
| 730280 | 2,043.15 |
| CANINE EXPENSES | 2,043.15 |
| 740140 | 6,570.18 |
| VEHICLE MAINTENANCE | 6,570.18 |
| 740420 | 44.51 |
| COURIER SERVICE | 44.51 |
| 740510 | 5,196.00 |
| PROFESSIONAL DEVELOPMENT | 5,196.00 |
| 740530 | 4,185.65 |
| MOBILE PHONE AND DATA | 4,185.65 |
| 740540 | 15,134.99 |
| TRAVEL EXPENSE | 15,134.99 |
| 740660 | 1,741.80 |
| EQUIPMENT RENTAL | 1,741.80 |
| 740680 | 401.94 |
| MEMBERSHIP/ASSOCIATION DUES | 401.94 |
| 790100 | (10.08) |
| REIMBURSEMENTS CLEARING | (10.08) |
| 5301 | 401,127.90 |
| FIRE MARSHAL - INSPECTIONS | 401,127.90 |
| 710110 | 265,132.84 |
| SALARY/REGULAR | 265,132.84 |
| 710130 | 83.25 |
| SALARY/OVERTIME | 83.25 |
| 720100 | 19,244.35 |
| SOCIAL SECURITY | 19,244.35 |
| 720110 | 46,712.72 |
| EMPLOYEE INSURANCE | 46,712.72 |
| 720120 | 32,541.90 |
| RETIREMENT | 32,541.90 |
| 720140 | 3,149.18 |
| STATE UNEMPLOYMENT TAX | 3,149.18 |
| 730100 | 492.88 |
| OFFICE SUPPLIES | 492.88 |
| 730240 | 8,805.18 |
| FUEL | 8,805.18 |
| 730250 | 5,675.25 |
| SHOP SUPPLIES | 5,675.25 |
| 730270 | 92.27 |
| LAW ENFORCEMENT SPECIFIC SUPPLIES | 92.27 |

| | |
|---|--------------|
| 740110 | 4,605.80 |
| IT SOFTWARE MAINTENANCE | 4,605.80 |
| 740140 | 3,526.48 |
| VEHICLE MAINTENANCE | 3,526.48 |
| 740504 | 598.04 |
| ONLINE SERVICES | 598.04 |
| 740510 | 1,135.00 |
| PROFESSIONAL DEVELOPMENT | 1,135.00 |
| 740530 | 4,185.69 |
| MOBILE PHONE AND DATA | 4,185.69 |
| 740660 | 2,108.88 |
| EQUIPMENT RENTAL | 2,108.88 |
| 740680 | 1,225.57 |
| MEMBERSHIP/ASSOCIATION DUES | 1,225.57 |
| 750400 | 1,812.62 |
| CAPITAL OUTLAY-FURNITURE FIXTURES AND EQUIPMENT | 1,812.62 |
| 5400 | 783,558.46 |
| JUVENILE PROBATION-ADMINISTRATIVE | 783,558.46 |
| 710100 | 62,761.97 |
| SALARY/OFFICIAL-DEPARTMENT HEAD | 62,761.97 |
| 710110 | 455,913.36 |
| SALARY/REGULAR | 455,913.36 |
| 710130 | 76.75 |
| SALARY/OVERTIME | 76.75 |
| 710140 | 177.21 |
| SALARY/CELL PHONE ALLOWANCE | 177.21 |
| 720100 | 37,695.83 |
| SOCIAL SECURITY | 37,695.83 |
| 720110 | 137,247.80 |
| EMPLOYEE INSURANCE | 137,247.80 |
| 720120 | 63,672.90 |
| RETIREMENT | 63,672.90 |
| 720140 | 6,256.34 |
| STATE UNEMPLOYMENT TAX | 6,256.34 |
| 730100 | 1,103.05 |
| OFFICE SUPPLIES | 1,103.05 |
| 730240 | 38.27 |
| FUEL | 38.27 |
| 740140 | 33.71 |
| VEHICLE MAINTENANCE | 33.71 |
| 740512 | (125.00) |
| PROFESSIONAL SERVICES | (125.00) |
| 740516 | (928.00) |
| PROFESSIONAL SERVICES-URINALYSIS | (928.00) |
| 740518 | (2,735.00) |
| PROFESSIONAL SERVICES-POLYGRAPH | (2,735.00) |
| 740530 | 420.95 |
| MOBILE PHONE AND DATA | 420.95 |
| 740540 | 280.50 |
| TRAVEL EXPENSE | 280.50 |
| 740660 | 21,667.82 |
| EQUIPMENT RENTAL | 21,667.82 |
| 5401 | 1,566,261.92 |
| JUVENILE PROBATION-DETENTION | 1,566,261.92 |
| 710110 | 1,021,463.27 |

| | |
|---------------------------------|--------------|
| SALARY/REGULAR | 1,021,463.27 |
| 710130 | 919.02 |
| SALARY/OVERTIME | 919.02 |
| 710140 | 413.50 |
| SALARY/CELL PHONE ALLOWANCE | 413.50 |
| 720100 | 76,737.69 |
| SOCIAL SECURITY | 76,737.69 |
| 720110 | 270,567.13 |
| EMPLOYEE INSURANCE | 270,567.13 |
| 720120 | 125,495.80 |
| RETIREMENT | 125,495.80 |
| 720140 | 14,861.18 |
| STATE UNEMPLOYMENT TAX | 14,861.18 |
| 730100 | 774.74 |
| OFFICE SUPPLIES | 774.74 |
| 730140 | 5,839.69 |
| JANITOR SUPPLIES | 5,839.69 |
| 730150 | 207.16 |
| INMATE SUPPLIES | 207.16 |
| 730160 | 996.62 |
| CLOTHING | 996.62 |
| 730220 | 5,270.99 |
| REPLACEMENTS | 5,270.99 |
| 730310 | 200.04 |
| UNIFORMS | 200.04 |
| 730390 | (0.00) |
| MEDICAL SUPPLIES | (0.00) |
| 740130 | 12,500.00 |
| PHYSICIAN SERVICES | 12,500.00 |
| 740140 | 2,675.85 |
| VEHICLE MAINTENANCE | 2,675.85 |
| 740512 | 14,844.16 |
| PROFESSIONAL SERVICES | 14,844.16 |
| 740530 | 12.50 |
| MOBILE PHONE AND DATA | 12.50 |
| 740660 | 546.34 |
| EQUIPMENT RENTAL | 546.34 |
| 740694 | 6,249.60 |
| FOOD SERVICE | 6,249.60 |
| 730101 | 5,686.64 |
| FOOD SUPPLIES | 5,686.64 |
| 5500 | 1,892,989.87 |
| ADULT PROBATION | 1,892,989.87 |
| 710100 | 68,132.21 |
| SALARY/OFFICIAL-DEPARTMENT HEAD | 68,132.21 |
| 710110 | 1,480,161.75 |
| SALARY/REGULAR | 1,480,161.75 |
| 710130 | 1,506.58 |
| SALARY/OVERTIME | 1,506.58 |
| 710140 | 5,242.64 |
| SALARY/CELL PHONE ALLOWANCE | 5,242.64 |
| 720100 | 112,081.45 |
| SOCIAL SECURITY | 112,081.45 |
| 720110 | 1,807.08 |
| EMPLOYEE INSURANCE | 1,807.08 |

| | |
|-----------------------------------|--------------|
| 720120 | 190,778.75 |
| RETIREMENT | 190,778.75 |
| 720140 | 18,640.27 |
| STATE UNEMPLOYMENT TAX | 18,640.27 |
| 730100 | 1,380.64 |
| OFFICE SUPPLIES | 1,380.64 |
| 740660 | 12,487.91 |
| EQUIPMENT RENTAL | 12,487.91 |
| 740100 | 770.59 |
| IT HARDWARE MAINTENANCE | 770.59 |
| 5501 | - |
| BOND SUPERVISION | - |
| 710110 | - |
| SALARY/REGULAR | - |
| 5600 | 14,076.89 |
| COMMISSIONS | 14,076.89 |
| 730100 | 1,679.91 |
| OFFICE SUPPLIES | 1,679.91 |
| 730220 | 3,809.55 |
| REPLACEMENTS | 3,809.55 |
| 730270 | 2,375.95 |
| LAW ENFORCEMENT SPECIFIC SUPPLIES | 2,375.95 |
| 730310 | 266.00 |
| UNIFORMS | 266.00 |
| 790900 | 5,945.48 |
| CARRYOVER FROM PREVIOUS YEAR | 5,945.48 |
| 5602 | 42,347.31 |
| LEOSE | 42,347.31 |
| 740510 | 41,786.31 |
| PROFESSIONAL DEVELOPMENT | 41,786.31 |
| 740540 | 561.00 |
| TRAVEL EXPENSE | 561.00 |
| 6000 | 1,022,368.01 |
| SHERIFF | 1,022,368.01 |
| 710100 | 75,100.14 |
| SALARY/OFFICIAL-DEPARTMENT HEAD | 75,100.14 |
| 710110 | 612,273.10 |
| SALARY/REGULAR | 612,273.10 |
| 710130 | 82,120.49 |
| SALARY/OVERTIME | 82,120.49 |
| 720100 | 56,055.84 |
| SOCIAL SECURITY | 56,055.84 |
| 720110 | 72,583.12 |
| EMPLOYEE INSURANCE | 72,583.12 |
| 720120 | 94,411.80 |
| RETIREMENT | 94,411.80 |
| 720140 | 4,576.94 |
| STATE UNEMPLOYMENT TAX | 4,576.94 |
| 730100 | 6,034.09 |
| OFFICE SUPPLIES | 6,034.09 |
| 740510 | 1,675.00 |
| PROFESSIONAL DEVELOPMENT | 1,675.00 |
| 740530 | 6,647.35 |
| MOBILE PHONE AND DATA | 6,647.35 |
| 740540 | 216.94 |

| | |
|-----------------------------------|--------------|
| TRAVEL EXPENSE | 216.94 |
| 740580 | 2,455.52 |
| PRINTING | 2,455.52 |
| 740640 | 5,722.37 |
| CONTRACT SERVICES | 5,722.37 |
| 740660 | 2,974.32 |
| EQUIPMENT RENTAL | 2,974.32 |
| 790100 | (595.00) |
| REIMBURSEMENTS CLEARING | (595.00) |
| 740260 | 115.99 |
| INTEREST ON CREDIT CARDS | 115.99 |
| 6100 | 2,259,724.65 |
| SHERIFF HOMELAND SECURITY | 2,259,724.65 |
| 710110 | 1,533,307.84 |
| SALARY/REGULAR | 1,533,307.84 |
| 710130 | 47,730.57 |
| SALARY/OVERTIME | 47,730.57 |
| 710150 | 13,050.00 |
| SALARY/SPECIAL PAY | 13,050.00 |
| 720100 | 119,001.74 |
| SOCIAL SECURITY | 119,001.74 |
| 720110 | 286,125.80 |
| EMPLOYEE INSURANCE | 286,125.80 |
| 720120 | 195,659.14 |
| RETIREMENT | 195,659.14 |
| 720140 | 16,284.88 |
| STATE UNEMPLOYMENT TAX | 16,284.88 |
| 730100 | 2,069.52 |
| OFFICE SUPPLIES | 2,069.52 |
| 730140 | 110.00 |
| JANITOR SUPPLIES | 110.00 |
| 730220 | 5,508.87 |
| REPLACEMENTS | 5,508.87 |
| 730270 | 35,395.96 |
| LAW ENFORCEMENT SPECIFIC SUPPLIES | 35,395.96 |
| 740510 | - |
| PROFESSIONAL DEVELOPMENT | - |
| 740512 | 1,440.00 |
| PROFESSIONAL SERVICES | 1,440.00 |
| 740530 | 3,152.12 |
| MOBILE PHONE AND DATA | 3,152.12 |
| 740540 | 626.75 |
| TRAVEL EXPENSE | 626.75 |
| 740580 | 26.46 |
| PRINTING | 26.46 |
| 740640 | 235.00 |
| CONTRACT SERVICES | 235.00 |
| 730360 | - |
| ARMORY EXPENSE | - |
| 6201 | 1,222,982.68 |
| SHERIFF HOMICIDE VIOLENT CRIME | 1,222,982.68 |
| 710110 | 813,799.16 |
| SALARY/REGULAR | 813,799.16 |
| 710130 | 47,480.47 |
| SALARY/OVERTIME | 47,480.47 |

| | |
|-----------------------------------|------------|
| 720100 | 64,874.52 |
| SOCIAL SECURITY | 64,874.52 |
| 720110 | 143,772.08 |
| EMPLOYEE INSURANCE | 143,772.08 |
| 720120 | 105,676.34 |
| RETIREMENT | 105,676.34 |
| 720140 | 9,120.63 |
| STATE UNEMPLOYMENT TAX | 9,120.63 |
| 730100 | 20,616.94 |
| OFFICE SUPPLIES | 20,616.94 |
| 740510 | 2,415.00 |
| PROFESSIONAL DEVELOPMENT | 2,415.00 |
| 740530 | 7,794.84 |
| MOBILE PHONE AND DATA | 7,794.84 |
| 740540 | 1,132.35 |
| TRAVEL EXPENSE | 1,132.35 |
| 740580 | 667.79 |
| PRINTING | 667.79 |
| 740640 | 511.00 |
| CONTRACT SERVICES | 511.00 |
| 740660 | 6,400.56 |
| EQUIPMENT RENTAL | 6,400.56 |
| 790100 | (1,279.00) |
| REIMBURSEMENTS CLEARING | (1,279.00) |
| 6202 | 809,199.20 |
| SHERIFF ORGANIZED CRIME | 809,199.20 |
| 710110 | 557,753.04 |
| SALARY/REGULAR | 557,753.04 |
| 710130 | 13,453.86 |
| SALARY/OVERTIME | 13,453.86 |
| 720100 | 42,787.53 |
| SOCIAL SECURITY | 42,787.53 |
| 720110 | 96,357.87 |
| EMPLOYEE INSURANCE | 96,357.87 |
| 720120 | 70,087.28 |
| RETIREMENT | 70,087.28 |
| 720140 | 6,189.79 |
| STATE UNEMPLOYMENT TAX | 6,189.79 |
| 730100 | 2,091.55 |
| OFFICE SUPPLIES | 2,091.55 |
| 730270 | 419.82 |
| LAW ENFORCEMENT SPECIFIC SUPPLIES | 419.82 |
| 740504 | 2,881.00 |
| ONLINE SERVICES | 2,881.00 |
| 740510 | 1,797.00 |
| PROFESSIONAL DEVELOPMENT | 1,797.00 |
| 740530 | 8,409.76 |
| MOBILE PHONE AND DATA | 8,409.76 |
| 740540 | 1,083.60 |
| TRAVEL EXPENSE | 1,083.60 |
| 740640 | 4,401.74 |
| CONTRACT SERVICES | 4,401.74 |
| 740660 | 1,783.32 |
| EQUIPMENT RENTAL | 1,783.32 |
| 790100 | (297.96) |

| | |
|---|--------------|
| REIMBURSEMENTS CLEARING | (297.96) |
| 6301 | 4,972,604.29 |
| SHERIFF PATROL EAST | 4,972,604.29 |
| 710110 | 3,417,314.12 |
| SALARY/REGULAR | 3,417,314.12 |
| 710130 | 36,314.05 |
| SALARY/OVERTIME | 36,314.05 |
| 710150 | 10,944.00 |
| SALARY/SPECIAL PAY | 10,944.00 |
| 720100 | 259,572.00 |
| SOCIAL SECURITY | 259,572.00 |
| 720110 | 705,968.87 |
| EMPLOYEE INSURANCE | 705,968.87 |
| 720120 | 425,102.94 |
| RETIREMENT | 425,102.94 |
| 720140 | 41,583.21 |
| STATE UNEMPLOYMENT TAX | 41,583.21 |
| 730100 | 6,103.39 |
| OFFICE SUPPLIES | 6,103.39 |
| 730130 | 190.87 |
| ESTRAY EXPENSE | 190.87 |
| 730240 | 9,616.82 |
| FUEL | 9,616.82 |
| 730270 | 7,944.74 |
| LAW ENFORCEMENT SPECIFIC SUPPLIES | 7,944.74 |
| 740512 | 53.70 |
| PROFESSIONAL SERVICES | 53.70 |
| 740530 | 34,036.57 |
| MOBILE PHONE AND DATA | 34,036.57 |
| 740580 | 4,046.37 |
| PRINTING | 4,046.37 |
| 740660 | 13,812.64 |
| EQUIPMENT RENTAL | 13,812.64 |
| 750400 | - |
| CAPITAL OUTLAY-FURNITURE FIXTURES AND EQUIPMENT | - |
| 6302 | 3,764,060.79 |
| SHERIFF PATROL WEST | 3,764,060.79 |
| 710110 | 2,580,352.02 |
| SALARY/REGULAR | 2,580,352.02 |
| 710130 | 44,955.52 |
| SALARY/OVERTIME | 44,955.52 |
| 710150 | 780.00 |
| SALARY/SPECIAL PAY | 780.00 |
| 720100 | 196,178.09 |
| SOCIAL SECURITY | 196,178.09 |
| 720110 | 503,501.37 |
| EMPLOYEE INSURANCE | 503,501.37 |
| 720120 | 322,221.21 |
| RETIREMENT | 322,221.21 |
| 720140 | 30,383.53 |
| STATE UNEMPLOYMENT TAX | 30,383.53 |
| 730100 | 3,208.30 |
| OFFICE SUPPLIES | 3,208.30 |
| 730130 | 4,382.34 |
| ESTRAY EXPENSE | 4,382.34 |

| | |
|---|--------------|
| 730240 | 9,696.15 |
| FUEL | 9,696.15 |
| 730270 | 9,942.63 |
| LAW ENFORCEMENT SPECIFIC SUPPLIES | 9,942.63 |
| 740510 | 3,899.96 |
| PROFESSIONAL DEVELOPMENT | 3,899.96 |
| 740512 | 880.50 |
| PROFESSIONAL SERVICES | 880.50 |
| 740530 | 26,301.18 |
| MOBILE PHONE AND DATA | 26,301.18 |
| 740580 | 1,720.16 |
| PRINTING | 1,720.16 |
| 740640 | 3,094.00 |
| CONTRACT SERVICES | 3,094.00 |
| 740660 | 11,671.80 |
| EQUIPMENT RENTAL | 11,671.80 |
| 750400 | 6,691.00 |
| CAPITAL OUTLAY-FURNITURE FIXTURES AND EQUIPMENT | 6,691.00 |
| 750600 | 4,201.03 |
| CAPITAL OUTLAY-VEHICLES | 4,201.03 |
| 6303 | 4,648,623.99 |
| SHERIFF PATROL SOUTH | 4,648,623.99 |
| 710110 | 2,951,691.22 |
| SALARY/REGULAR | 2,951,691.22 |
| 710130 | 345,766.37 |
| SALARY/OVERTIME | 345,766.37 |
| 710150 | 4,134.00 |
| SALARY/SPECIAL PAY | 4,134.00 |
| 720100 | 257,966.71 |
| SOCIAL SECURITY | 257,966.71 |
| 720110 | 599,645.23 |
| EMPLOYEE INSURANCE | 599,645.23 |
| 720120 | 405,371.56 |
| RETIREMENT | 405,371.56 |
| 720140 | 36,010.36 |
| STATE UNEMPLOYMENT TAX | 36,010.36 |
| 730100 | 3,817.02 |
| OFFICE SUPPLIES | 3,817.02 |
| 730270 | 228.00 |
| LAW ENFORCEMENT SPECIFIC SUPPLIES | 228.00 |
| 740512 | 76.58 |
| PROFESSIONAL SERVICES | 76.58 |
| 740530 | 29,693.35 |
| MOBILE PHONE AND DATA | 29,693.35 |
| 740580 | 7,679.11 |
| PRINTING | 7,679.11 |
| 740640 | 85.00 |
| CONTRACT SERVICES | 85.00 |
| 740660 | 6,459.48 |
| EQUIPMENT RENTAL | 6,459.48 |
| 6401 | 2,043,767.25 |
| SHERIFF DISPATCH | 2,043,767.25 |
| 710110 | 1,301,352.67 |
| SALARY/REGULAR | 1,301,352.67 |
| 710130 | 63,634.66 |

| | |
|-----------------------------------|--------------|
| SALARY/OVERTIME | 63,634.66 |
| 720100 | 112,492.83 |
| SOCIAL SECURITY | 112,492.83 |
| 720110 | 340,274.24 |
| EMPLOYEE INSURANCE | 340,274.24 |
| 720120 | 167,506.12 |
| RETIREMENT | 167,506.12 |
| 720140 | 18,603.70 |
| STATE UNEMPLOYMENT TAX | 18,603.70 |
| 730100 | 22,787.43 |
| OFFICE SUPPLIES | 22,787.43 |
| 730320 | 1,947.87 |
| IT HARDWARE | 1,947.87 |
| 740110 | 9,495.00 |
| IT SOFTWARE MAINTENANCE | 9,495.00 |
| 740510 | 1,403.00 |
| PROFESSIONAL DEVELOPMENT | 1,403.00 |
| 740530 | 1,505.89 |
| MOBILE PHONE AND DATA | 1,505.89 |
| 740660 | 2,763.84 |
| EQUIPMENT RENTAL | 2,763.84 |
| 6402 | 1,077,868.56 |
| SHERIFF CRIME LAB | 1,077,868.56 |
| 710110 | 561,717.77 |
| SALARY/REGULAR | 561,717.77 |
| 710130 | 18,439.02 |
| SALARY/OVERTIME | 18,439.02 |
| 720100 | 47,737.69 |
| SOCIAL SECURITY | 47,737.69 |
| 720110 | 115,522.21 |
| EMPLOYEE INSURANCE | 115,522.21 |
| 720120 | 71,185.16 |
| RETIREMENT | 71,185.16 |
| 720140 | 6,663.16 |
| STATE UNEMPLOYMENT TAX | 6,663.16 |
| 730100 | 13,655.02 |
| OFFICE SUPPLIES | 13,655.02 |
| 730220 | 3,396.00 |
| REPLACEMENTS | 3,396.00 |
| 730270 | 37,840.35 |
| LAW ENFORCEMENT SPECIFIC SUPPLIES | 37,840.35 |
| 730330 | 44.00 |
| IT SOFTWARE | 44.00 |
| 740110 | 88,765.43 |
| IT SOFTWARE MAINTENANCE | 88,765.43 |
| 740390 | 12,442.25 |
| FORENSIC SERVICES-RESTRICTED | 12,442.25 |
| 740510 | 2,165.00 |
| PROFESSIONAL DEVELOPMENT | 2,165.00 |
| 740512 | 12,917.44 |
| PROFESSIONAL SERVICES | 12,917.44 |
| 740530 | 3,798.57 |
| MOBILE PHONE AND DATA | 3,798.57 |
| 740540 | 2,781.96 |
| TRAVEL EXPENSE | 2,781.96 |

| | |
|---|--------------|
| 740660 | 3,682.56 |
| EQUIPMENT RENTAL | 3,682.56 |
| 750400 | 75,114.97 |
| CAPITAL OUTLAY-FURNITURE FIXTURES AND EQUIPMENT | 75,114.97 |
| 6403 | 2,224,077.11 |
| SHERIFF FLEET | 2,224,077.11 |
| 710110 | 186,412.50 |
| SALARY/REGULAR | 186,412.50 |
| 710130 | 5,269.25 |
| SALARY/OVERTIME | 5,269.25 |
| 720100 | 14,792.27 |
| SOCIAL SECURITY | 14,792.27 |
| 720110 | 44,359.51 |
| EMPLOYEE INSURANCE | 44,359.51 |
| 720120 | 23,519.33 |
| RETIREMENT | 23,519.33 |
| 720140 | 2,465.34 |
| STATE UNEMPLOYMENT TAX | 2,465.34 |
| 730100 | 844.38 |
| OFFICE SUPPLIES | 844.38 |
| 730220 | 11,025.49 |
| REPLACEMENTS | 11,025.49 |
| 730240 | 434,531.49 |
| FUEL | 434,531.49 |
| 730250 | 1,199.46 |
| SHOP SUPPLIES | 1,199.46 |
| 730260 | 275,193.78 |
| VEHICLE SUPPLIES | 275,193.78 |
| 740110 | 20,430.13 |
| IT SOFTWARE MAINTENANCE | 20,430.13 |
| 740140 | 35,533.96 |
| VEHICLE MAINTENANCE | 35,533.96 |
| 740510 | 124.00 |
| PROFESSIONAL DEVELOPMENT | 124.00 |
| 740512 | 23,190.37 |
| PROFESSIONAL SERVICES | 23,190.37 |
| 740530 | 952.51 |
| MOBILE PHONE AND DATA | 952.51 |
| 740640 | 4,131.20 |
| CONTRACT SERVICES | 4,131.20 |
| 740656 | 23,055.00 |
| RENT AND LEASES | 23,055.00 |
| 740660 | 874.44 |
| EQUIPMENT RENTAL | 874.44 |
| 750400 | 788.36 |
| CAPITAL OUTLAY-FURNITURE FIXTURES AND EQUIPMENT | 788.36 |
| 750500 | 583,517.02 |
| CAPITAL OUTLAY-INTANGIBLES | 583,517.02 |
| 750600 | 532,731.50 |
| CAPITAL OUTLAY-VEHICLES | 532,731.50 |
| 790100 | (864.18) |
| REIMBURSEMENTS CLEARING | (864.18) |
| 6404 | 62,176.39 |
| WARRANTS | 62,176.39 |
| 710110 | 40,238.24 |

| | |
|---|--------------|
| SALARY/REGULAR | 40,238.24 |
| 710150 | 186.00 |
| SALARY/SPECIAL PAY | 186.00 |
| 720100 | 3,009.71 |
| SOCIAL SECURITY | 3,009.71 |
| 720110 | 12,588.50 |
| EMPLOYEE INSURANCE | 12,588.50 |
| 720120 | 4,916.76 |
| RETIREMENT | 4,916.76 |
| 720140 | 394.56 |
| STATE UNEMPLOYMENT TAX | 394.56 |
| 730100 | 842.62 |
| OFFICE SUPPLIES | 842.62 |
| 6405 | 1,046,645.14 |
| SHERIFF RADIO | 1,046,645.14 |
| 710110 | 181,385.69 |
| SALARY/REGULAR | 181,385.69 |
| 710130 | 3,911.06 |
| SALARY/OVERTIME | 3,911.06 |
| 720100 | 16,127.89 |
| SOCIAL SECURITY | 16,127.89 |
| 720110 | 32,169.44 |
| EMPLOYEE INSURANCE | 32,169.44 |
| 720120 | 22,735.80 |
| RETIREMENT | 22,735.80 |
| 720140 | 2,474.85 |
| STATE UNEMPLOYMENT TAX | 2,474.85 |
| 730100 | 373.16 |
| OFFICE SUPPLIES | 373.16 |
| 730220 | 10,380.69 |
| REPLACEMENTS | 10,380.69 |
| 730250 | 7,074.02 |
| SHOP SUPPLIES | 7,074.02 |
| 730270 | 233,280.00 |
| LAW ENFORCEMENT SPECIFIC SUPPLIES | 233,280.00 |
| 740504 | 5,400.00 |
| ONLINE SERVICES | 5,400.00 |
| 740512 | 7,373.00 |
| PROFESSIONAL SERVICES | 7,373.00 |
| 740530 | 2,092.31 |
| MOBILE PHONE AND DATA | 2,092.31 |
| 740640 | 39,101.06 |
| CONTRACT SERVICES | 39,101.06 |
| 740660 | 260,996.17 |
| EQUIPMENT RENTAL | 260,996.17 |
| 750400 | 221,770.00 |
| CAPITAL OUTLAY-FURNITURE FIXTURES AND EQUIPMENT | 221,770.00 |
| 6406 | 384,463.76 |
| SHERIFF RTCC | 384,463.76 |
| 710110 | 220,290.59 |
| SALARY/REGULAR | 220,290.59 |
| 710130 | 122.18 |
| SALARY/OVERTIME | 122.18 |
| 720100 | 17,904.97 |
| SOCIAL SECURITY | 17,904.97 |

| | |
|-----------------------------------|------------|
| 720110 | 50,467.17 |
| EMPLOYEE INSURANCE | 50,467.17 |
| 720120 | 27,044.33 |
| RETIREMENT | 27,044.33 |
| 720140 | 2,768.85 |
| STATE UNEMPLOYMENT TAX | 2,768.85 |
| 730100 | 660.29 |
| OFFICE SUPPLIES | 660.29 |
| 730110 | 6.95 |
| POSTAGE | 6.95 |
| 740504 | 60,028.55 |
| ONLINE SERVICES | 60,028.55 |
| 740510 | 600.00 |
| PROFESSIONAL DEVELOPMENT | 600.00 |
| 740530 | 1,166.52 |
| MOBILE PHONE AND DATA | 1,166.52 |
| 740540 | 918.52 |
| TRAVEL EXPENSE | 918.52 |
| 740660 | 2,484.84 |
| EQUIPMENT RENTAL | 2,484.84 |
| 6407 | 757,425.53 |
| SHERIFF ACADEMY | 757,425.53 |
| 710110 | 295,762.68 |
| SALARY/REGULAR | 295,762.68 |
| 710130 | 7,767.84 |
| SALARY/OVERTIME | 7,767.84 |
| 720100 | 24,945.76 |
| SOCIAL SECURITY | 24,945.76 |
| 720110 | 57,316.37 |
| EMPLOYEE INSURANCE | 57,316.37 |
| 720120 | 37,243.29 |
| RETIREMENT | 37,243.29 |
| 720140 | 3,433.95 |
| STATE UNEMPLOYMENT TAX | 3,433.95 |
| 730100 | 4,703.79 |
| OFFICE SUPPLIES | 4,703.79 |
| 730130 | - |
| ESTRAY EXPENSE | - |
| 730270 | 19,147.84 |
| LAW ENFORCEMENT SPECIFIC SUPPLIES | 19,147.84 |
| 730310 | 114,079.13 |
| UNIFORMS | 114,079.13 |
| 740110 | 450.00 |
| IT SOFTWARE MAINTENANCE | 450.00 |
| 740504 | 12,096.00 |
| ONLINE SERVICES | 12,096.00 |
| 740510 | 46,331.00 |
| PROFESSIONAL DEVELOPMENT | 46,331.00 |
| 740530 | 2,145.33 |
| MOBILE PHONE AND DATA | 2,145.33 |
| 740580 | 70.00 |
| PRINTING | 70.00 |
| 740660 | 9,222.18 |
| EQUIPMENT RENTAL | 9,222.18 |
| 740680 | 330.00 |

| | |
|-----------------------------------|-------------------|
| MEMBERSHIP/ASSOCIATION DUES | 330.00 |
| 790100 | (554.84) |
| REIMBURSEMENTS CLEARING | (554.84) |
| 730101 | 755.91 |
| FOOD SUPPLIES | 755.91 |
| 730360 | 122,179.30 |
| ARMORY EXPENSE | 122,179.30 |
| 6408 | 616,463.01 |
| SHERIFF MAINTENANCE | 616,463.01 |
| 710110 | 229,218.75 |
| SALARY/REGULAR | 229,218.75 |
| 710130 | 2,331.58 |
| SALARY/OVERTIME | 2,331.58 |
| 720100 | 18,550.39 |
| SOCIAL SECURITY | 18,550.39 |
| 720110 | 57,103.20 |
| EMPLOYEE INSURANCE | 57,103.20 |
| 720120 | 28,411.07 |
| RETIREMENT | 28,411.07 |
| 720140 | 3,023.76 |
| STATE UNEMPLOYMENT TAX | 3,023.76 |
| 730100 | 1,012.07 |
| OFFICE SUPPLIES | 1,012.07 |
| 730200 | (585.00) |
| CRUSHED CONCRETE/REJECT | (585.00) |
| 730220 | 79,339.47 |
| REPLACEMENTS | 79,339.47 |
| 730250 | 6,033.62 |
| SHOP SUPPLIES | 6,033.62 |
| 730270 | - |
| LAW ENFORCEMENT SPECIFIC SUPPLIES | - |
| 740512 | 91,557.40 |
| PROFESSIONAL SERVICES | 91,557.40 |
| 740530 | 2,069.55 |
| MOBILE PHONE AND DATA | 2,069.55 |
| 740640 | 62,007.38 |
| CONTRACT SERVICES | 62,007.38 |
| 740660 | 5,845.49 |
| EQUIPMENT RENTAL | 5,845.49 |
| 790100 | (5.99) |
| REIMBURSEMENTS CLEARING | (5.99) |
| 740625 | 30,550.27 |
| REFUSE COLLECTION | 30,550.27 |
| 6500 | 630,432.97 |
| SHERIFF ADMINISTRATIVE | 630,432.97 |
| 710110 | 402,066.18 |
| SALARY/REGULAR | 402,066.18 |
| 710130 | 1,352.26 |
| SALARY/OVERTIME | 1,352.26 |
| 720100 | 33,091.02 |
| SOCIAL SECURITY | 33,091.02 |
| 720110 | 73,663.78 |
| EMPLOYEE INSURANCE | 73,663.78 |
| 720120 | 49,441.28 |
| RETIREMENT | 49,441.28 |

| | |
|-----------------------------|------------|
| 720140 | 4,465.50 |
| STATE UNEMPLOYMENT TAX | 4,465.50 |
| 730100 | 2,785.88 |
| OFFICE SUPPLIES | 2,785.88 |
| 730330 | - |
| IT SOFTWARE | - |
| 740110 | 21,355.82 |
| IT SOFTWARE MAINTENANCE | 21,355.82 |
| 740420 | 2,595.93 |
| COURIER SERVICE | 2,595.93 |
| 740504 | 625.00 |
| ONLINE SERVICES | 625.00 |
| 740512 | 14,649.00 |
| PROFESSIONAL SERVICES | 14,649.00 |
| 740530 | 3,695.49 |
| MOBILE PHONE AND DATA | 3,695.49 |
| 740540 | 692.49 |
| TRAVEL EXPENSE | 692.49 |
| 740570 | 600.00 |
| ADVERTISING | 600.00 |
| 740580 | 1,215.58 |
| PRINTING | 1,215.58 |
| 740660 | 11,228.76 |
| EQUIPMENT RENTAL | 11,228.76 |
| 740680 | 6,909.00 |
| MEMBERSHIP/ASSOCIATION DUES | 6,909.00 |
| 6501 | 280,961.65 |
| SHERIFF INTERNAL AFFAIRS | 280,961.65 |
| 710110 | 201,698.65 |
| SALARY/REGULAR | 201,698.65 |
| 710130 | 1,808.52 |
| SALARY/OVERTIME | 1,808.52 |
| 720100 | 16,572.67 |
| SOCIAL SECURITY | 16,572.67 |
| 720110 | 26,715.31 |
| EMPLOYEE INSURANCE | 26,715.31 |
| 720120 | 24,919.73 |
| RETIREMENT | 24,919.73 |
| 720140 | 1,880.33 |
| STATE UNEMPLOYMENT TAX | 1,880.33 |
| 730100 | 781.36 |
| OFFICE SUPPLIES | 781.36 |
| 740510 | 1,076.61 |
| PROFESSIONAL DEVELOPMENT | 1,076.61 |
| 740512 | 561.60 |
| PROFESSIONAL SERVICES | 561.60 |
| 740530 | 1,206.75 |
| MOBILE PHONE AND DATA | 1,206.75 |
| 740540 | 1,817.48 |
| TRAVEL EXPENSE | 1,817.48 |
| 740660 | 1,922.64 |
| EQUIPMENT RENTAL | 1,922.64 |
| 6503 | 99,597.70 |
| SHERIFF IT | 99,597.70 |
| 710110 | 41,743.26 |

| | |
|------------------------|---------------|
| SALARY/REGULAR | 41,743.26 |
| 710130 | 976.80 |
| SALARY/OVERTIME | 976.80 |
| 720100 | 3,119.88 |
| SOCIAL SECURITY | 3,119.88 |
| 720110 | 13,543.26 |
| EMPLOYEE INSURANCE | 13,543.26 |
| 720120 | 5,241.79 |
| RETIREMENT | 5,241.79 |
| 720140 | 848.91 |
| STATE UNEMPLOYMENT TAX | 848.91 |
| 730100 | 323.35 |
| OFFICE SUPPLIES | 323.35 |
| 730320 | 6,833.78 |
| IT HARDWARE | 6,833.78 |
| 740504 | 14,904.82 |
| ONLINE SERVICES | 14,904.82 |
| 740530 | 569.85 |
| MOBILE PHONE AND DATA | 569.85 |
| 740640 | 11,492.00 |
| CONTRACT SERVICES | 11,492.00 |
| 6504 | 199,421.27 |
| SHERIFF ALARMS | 199,421.27 |
| 710110 | 130,513.96 |
| SALARY/REGULAR | 130,513.96 |
| 710130 | 1,124.26 |
| SALARY/OVERTIME | 1,124.26 |
| 710150 | 120.00 |
| SALARY/SPECIAL PAY | 120.00 |
| 720100 | 9,515.43 |
| SOCIAL SECURITY | 9,515.43 |
| 720110 | 41,066.68 |
| EMPLOYEE INSURANCE | 41,066.68 |
| 720120 | 16,028.84 |
| RETIREMENT | 16,028.84 |
| 720130 | (1,124.26) |
| WORKERS COMPENSATION | (1,124.26) |
| 720140 | 2,176.36 |
| STATE UNEMPLOYMENT TAX | 2,176.36 |
| 6601 | 13,049,866.27 |
| SHERIFF JAIL | 13,049,866.27 |
| 710110 | 5,420,920.92 |
| SALARY/REGULAR | 5,420,920.92 |
| 710130 | 150,817.02 |
| SALARY/OVERTIME | 150,817.02 |
| 710150 | 6,504.00 |
| SALARY/SPECIAL PAY | 6,504.00 |
| 720100 | 456,088.87 |
| SOCIAL SECURITY | 456,088.87 |
| 720110 | 1,411,422.18 |
| EMPLOYEE INSURANCE | 1,411,422.18 |
| 720120 | 684,488.12 |
| RETIREMENT | 684,488.12 |
| 720140 | 73,919.05 |
| STATE UNEMPLOYMENT TAX | 73,919.05 |

| | |
|-----------------------------------|--------------|
| 730100 | 18,098.94 |
| OFFICE SUPPLIES | 18,098.94 |
| 730140 | 37,459.21 |
| JANITOR SUPPLIES | 37,459.21 |
| 730220 | 3,513.33 |
| REPLACEMENTS | 3,513.33 |
| 730270 | 345.67 |
| LAW ENFORCEMENT SPECIFIC SUPPLIES | 345.67 |
| 730390 | 1,428.58 |
| MEDICAL SUPPLIES | 1,428.58 |
| 740120 | 4,028,871.26 |
| MEDICAL SERVICES | 4,028,871.26 |
| 740510 | 6,875.00 |
| PROFESSIONAL DEVELOPMENT | 6,875.00 |
| 740530 | 9,581.63 |
| MOBILE PHONE AND DATA | 9,581.63 |
| 740560 | 9,307.71 |
| TRANSPORTATION | 9,307.71 |
| 740580 | 468.37 |
| PRINTING | 468.37 |
| 740626 | 64,808.13 |
| TELEPHONE-INMATE SERVICES | 64,808.13 |
| 740660 | 31,639.42 |
| EQUIPMENT RENTAL | 31,639.42 |
| 740694 | 651,366.68 |
| FOOD SERVICE | 651,366.68 |
| 790100 | (18,057.82) |
| REIMBURSEMENTS CLEARING | (18,057.82) |
| 7100 | 2,342,278.30 |
| CONSTABLE PRECINCT 1 | 2,342,278.30 |
| 710100 | 58,964.53 |
| SALARY/OFFICIAL-DEPARTMENT HEAD | 58,964.53 |
| 710110 | 1,415,050.40 |
| SALARY/REGULAR | 1,415,050.40 |
| 710130 | 29,479.56 |
| SALARY/OVERTIME | 29,479.56 |
| 710140 | 7,017.52 |
| SALARY/CELL PHONE ALLOWANCE | 7,017.52 |
| 710150 | 5,600.00 |
| SALARY/SPECIAL PAY | 5,600.00 |
| 720100 | 113,008.73 |
| SOCIAL SECURITY | 113,008.73 |
| 720110 | 254,450.77 |
| EMPLOYEE INSURANCE | 254,450.77 |
| 720120 | 186,027.02 |
| RETIREMENT | 186,027.02 |
| 720140 | 15,693.26 |
| STATE UNEMPLOYMENT TAX | 15,693.26 |
| 730100 | 6,157.01 |
| OFFICE SUPPLIES | 6,157.01 |
| 730230 | 24,467.59 |
| MARINE/AIR EXPENSE | 24,467.59 |
| 730240 | 66,674.59 |
| FUEL | 66,674.59 |
| 730260 | 2,865.21 |

| | |
|---|------------|
| VEHICLE SUPPLIES | 2,865.21 |
| 730270 | 14,962.81 |
| LAW ENFORCEMENT SPECIFIC SUPPLIES | 14,962.81 |
| 730280 | 866.75 |
| CANINE EXPENSES | 866.75 |
| 730310 | 12,638.17 |
| UNIFORMS | 12,638.17 |
| 730390 | 63.65 |
| MEDICAL SUPPLIES | 63.65 |
| 740120 | 156.00 |
| MEDICAL SERVICES | 156.00 |
| 740140 | 33,312.62 |
| VEHICLE MAINTENANCE | 33,312.62 |
| 740210 | 850.00 |
| PSYCHOLOGICAL/PSYCHIATRIC SERVICE | 850.00 |
| 740420 | 11.55 |
| COURIER SERVICE | 11.55 |
| 740504 | 457.60 |
| ONLINE SERVICES | 457.60 |
| 740510 | 3,347.33 |
| PROFESSIONAL DEVELOPMENT | 3,347.33 |
| 740512 | 20,956.70 |
| PROFESSIONAL SERVICES | 20,956.70 |
| 740530 | 13,978.72 |
| MOBILE PHONE AND DATA | 13,978.72 |
| 740540 | 2,436.14 |
| TRAVEL EXPENSE | 2,436.14 |
| 740580 | 995.90 |
| PRINTING | 995.90 |
| 740656 | 1.99 |
| RENT AND LEASES | 1.99 |
| 740660 | 3,070.33 |
| EQUIPMENT RENTAL | 3,070.33 |
| 740680 | 365.00 |
| MEMBERSHIP/ASSOCIATION DUES | 365.00 |
| 740740 | 56.69 |
| BANK SERVICE CHARGES | 56.69 |
| 750400 | 24,735.57 |
| CAPITAL OUTLAY-FURNITURE FIXTURES AND EQUIPMENT | 24,735.57 |
| 750600 | 25,981.30 |
| CAPITAL OUTLAY-VEHICLES | 25,981.30 |
| 790100 | (3,136.00) |
| REIMBURSEMENTS CLEARING | (3,136.00) |
| 740100 | 107.79 |
| IT HARDWARE MAINTENANCE | 107.79 |
| 730360 | 605.50 |
| ARMORY EXPENSE | 605.50 |
| 7200 | 940,238.91 |
| CONSTABLE PRECINCT 2 | 940,238.91 |
| 710100 | 58,964.53 |
| SALARY/OFFICIAL-DEPARTMENT HEAD | 58,964.53 |
| 710110 | 551,104.17 |
| SALARY/REGULAR | 551,104.17 |
| 710130 | 16,000.82 |
| SALARY/OVERTIME | 16,000.82 |

| | |
|---|------------|
| 710150 | 672.00 |
| SALARY/SPECIAL PAY | 672.00 |
| 720100 | 46,685.58 |
| SOCIAL SECURITY | 46,685.58 |
| 720110 | 107,583.13 |
| EMPLOYEE INSURANCE | 107,583.13 |
| 720120 | 76,901.22 |
| RETIREMENT | 76,901.22 |
| 720140 | 6,170.97 |
| STATE UNEMPLOYMENT TAX | 6,170.97 |
| 730100 | 6,008.00 |
| OFFICE SUPPLIES | 6,008.00 |
| 730120 | 66.30 |
| BOOK SUPPLEMENTS | 66.30 |
| 730220 | 183.05 |
| REPLACEMENTS | 183.05 |
| 730240 | 16,603.63 |
| FUEL | 16,603.63 |
| 730260 | 6,133.87 |
| VEHICLE SUPPLIES | 6,133.87 |
| 730262 | 891.78 |
| RADIO SUPPLIES | 891.78 |
| 730270 | 6,711.91 |
| LAW ENFORCEMENT SPECIFIC SUPPLIES | 6,711.91 |
| 730310 | 6,119.24 |
| UNIFORMS | 6,119.24 |
| 730320 | 489.22 |
| IT HARDWARE | 489.22 |
| 730370 | 62.92 |
| PERIODICALS | 62.92 |
| 730390 | 479.84 |
| MEDICAL SUPPLIES | 479.84 |
| 740140 | 10,064.31 |
| VEHICLE MAINTENANCE | 10,064.31 |
| 740420 | 21.63 |
| COURIER SERVICE | 21.63 |
| 740504 | 880.00 |
| ONLINE SERVICES | 880.00 |
| 740510 | 700.00 |
| PROFESSIONAL DEVELOPMENT | 700.00 |
| 740530 | 13,461.49 |
| MOBILE PHONE AND DATA | 13,461.49 |
| 740540 | 280.50 |
| TRAVEL EXPENSE | 280.50 |
| 740580 | 210.00 |
| PRINTING | 210.00 |
| 740640 | 4,670.48 |
| CONTRACT SERVICES | 4,670.48 |
| 740660 | 135.28 |
| EQUIPMENT RENTAL | 135.28 |
| 740680 | 690.00 |
| MEMBERSHIP/ASSOCIATION DUES | 690.00 |
| 750400 | - |
| CAPITAL OUTLAY-FURNITURE FIXTURES AND EQUIPMENT | - |
| 790100 | (89.96) |

| | |
|-----------------------------------|--------------|
| REIMBURSEMENTS CLEARING | (89.96) |
| 730360 | 1,383.00 |
| ARMORY EXPENSE | 1,383.00 |
| 7300 | 2,750,677.67 |
| CONSTABLE PRECINCT 3 | 2,750,677.67 |
| 710100 | 58,964.53 |
| SALARY/OFFICIAL-DEPARTMENT HEAD | 58,964.53 |
| 710110 | 1,653,573.94 |
| SALARY/REGULAR | 1,653,573.94 |
| 710130 | 42,390.77 |
| SALARY/OVERTIME | 42,390.77 |
| 710150 | 9,468.00 |
| SALARY/SPECIAL PAY | 9,468.00 |
| 720100 | 132,042.39 |
| SOCIAL SECURITY | 132,042.39 |
| 720110 | 311,294.14 |
| EMPLOYEE INSURANCE | 311,294.14 |
| 720120 | 216,443.58 |
| RETIREMENT | 216,443.58 |
| 720140 | 19,401.56 |
| STATE UNEMPLOYMENT TAX | 19,401.56 |
| 730100 | 2,761.31 |
| OFFICE SUPPLIES | 2,761.31 |
| 730240 | 81,834.58 |
| FUEL | 81,834.58 |
| 730250 | 85.46 |
| SHOP SUPPLIES | 85.46 |
| 730260 | 9,163.65 |
| VEHICLE SUPPLIES | 9,163.65 |
| 730270 | 22,476.21 |
| LAW ENFORCEMENT SPECIFIC SUPPLIES | 22,476.21 |
| 730280 | 3,432.29 |
| CANINE EXPENSES | 3,432.29 |
| 730300 | 501.41 |
| COMMUNITY AWARENESS SUPPLIES | 501.41 |
| 730310 | 5,553.76 |
| UNIFORMS | 5,553.76 |
| 730320 | 2,359.54 |
| IT HARDWARE | 2,359.54 |
| 730330 | 11,451.55 |
| IT SOFTWARE | 11,451.55 |
| 740140 | 42,353.86 |
| VEHICLE MAINTENANCE | 42,353.86 |
| 740420 | 83.06 |
| COURIER SERVICE | 83.06 |
| 740504 | 1,155.00 |
| ONLINE SERVICES | 1,155.00 |
| 740510 | 4,932.50 |
| PROFESSIONAL DEVELOPMENT | 4,932.50 |
| 740512 | 340.00 |
| PROFESSIONAL SERVICES | 340.00 |
| 740530 | 23,065.01 |
| MOBILE PHONE AND DATA | 23,065.01 |
| 740540 | 3,224.85 |
| TRAVEL EXPENSE | 3,224.85 |

| | |
|---|--------------|
| 740580 | 1,337.08 |
| PRINTING | 1,337.08 |
| 740660 | 4,801.68 |
| EQUIPMENT RENTAL | 4,801.68 |
| 740680 | 1,016.00 |
| MEMBERSHIP/ASSOCIATION DUES | 1,016.00 |
| 740970 | 5.00 |
| FREIGHT AND HANDLING | 5.00 |
| 750400 | 15,115.40 |
| CAPITAL OUTLAY-FURNITURE FIXTURES AND EQUIPMENT | 15,115.40 |
| 750600 | 70,360.00 |
| CAPITAL OUTLAY-VEHICLES | 70,360.00 |
| 790100 | (329.43) |
| REIMBURSEMENTS CLEARING | (329.43) |
| 740260 | 18.99 |
| INTEREST ON CREDIT CARDS | 18.99 |
| 7400 | 2,031,917.39 |
| CONSTABLE PRECINCT 4 | 2,031,917.39 |
| 710100 | 58,964.53 |
| SALARY/OFFICIAL-DEPARTMENT HEAD | 58,964.53 |
| 710110 | 1,188,624.74 |
| SALARY/REGULAR | 1,188,624.74 |
| 710130 | 44,781.47 |
| SALARY/OVERTIME | 44,781.47 |
| 710140 | 1,419.57 |
| SALARY/CELL PHONE ALLOWANCE | 1,419.57 |
| 710150 | 9,744.00 |
| SALARY/SPECIAL PAY | 9,744.00 |
| 720100 | 97,008.70 |
| SOCIAL SECURITY | 97,008.70 |
| 720110 | 229,125.22 |
| EMPLOYEE INSURANCE | 229,125.22 |
| 720120 | 159,852.85 |
| RETIREMENT | 159,852.85 |
| 720140 | 13,678.21 |
| STATE UNEMPLOYMENT TAX | 13,678.21 |
| 730140 | 18.64 |
| JANITOR SUPPLIES | 18.64 |
| 730220 | 1,166.14 |
| REPLACEMENTS | 1,166.14 |
| 730230 | 6,669.33 |
| MARINE/AIR EXPENSE | 6,669.33 |
| 730240 | 60,805.32 |
| FUEL | 60,805.32 |
| 730270 | 42,485.63 |
| LAW ENFORCEMENT SPECIFIC SUPPLIES | 42,485.63 |
| 730280 | 2,201.99 |
| CANINE EXPENSES | 2,201.99 |
| 730310 | 35,114.50 |
| UNIFORMS | 35,114.50 |
| 740140 | 26,362.81 |
| VEHICLE MAINTENANCE | 26,362.81 |
| 740510 | 6,861.00 |
| PROFESSIONAL DEVELOPMENT | 6,861.00 |
| 740512 | 640.00 |

| | |
|---|--------------|
| PROFESSIONAL SERVICES | 640.00 |
| 740530 | 18,862.70 |
| MOBILE PHONE AND DATA | 18,862.70 |
| 740540 | 1,893.10 |
| TRAVEL EXPENSE | 1,893.10 |
| 740580 | 764.40 |
| PRINTING | 764.40 |
| 740660 | 16,876.54 |
| EQUIPMENT RENTAL | 16,876.54 |
| 750400 | 7,996.00 |
| CAPITAL OUTLAY-FURNITURE FIXTURES AND EQUIPMENT | 7,996.00 |
| 7500 | 1,975,629.24 |
| CONSTABLE PRECINCT 5 | 1,975,629.24 |
| 710100 | 58,964.53 |
| SALARY/OFFICIAL-DEPARTMENT HEAD | 58,964.53 |
| 710110 | 1,239,440.62 |
| SALARY/REGULAR | 1,239,440.62 |
| 710120 | 2,930.82 |
| SALARY/OTHER | 2,930.82 |
| 710130 | 25,025.90 |
| SALARY/OVERTIME | 25,025.90 |
| 710140 | 4,098.12 |
| SALARY/CELL PHONE ALLOWANCE | 4,098.12 |
| 710150 | 8,522.00 |
| SALARY/SPECIAL PAY | 8,522.00 |
| 720100 | 99,970.64 |
| SOCIAL SECURITY | 99,970.64 |
| 720110 | 239,557.67 |
| EMPLOYEE INSURANCE | 239,557.67 |
| 720120 | 164,357.73 |
| RETIREMENT | 164,357.73 |
| 720140 | 14,350.09 |
| STATE UNEMPLOYMENT TAX | 14,350.09 |
| 730100 | 847.35 |
| OFFICE SUPPLIES | 847.35 |
| 730240 | 28,008.34 |
| FUEL | 28,008.34 |
| 730250 | 937.48 |
| SHOP SUPPLIES | 937.48 |
| 730270 | 25,314.21 |
| LAW ENFORCEMENT SPECIFIC SUPPLIES | 25,314.21 |
| 730310 | 8,988.87 |
| UNIFORMS | 8,988.87 |
| 740140 | 13,952.72 |
| VEHICLE MAINTENANCE | 13,952.72 |
| 740510 | 7,348.41 |
| PROFESSIONAL DEVELOPMENT | 7,348.41 |
| 740512 | 3,450.11 |
| PROFESSIONAL SERVICES | 3,450.11 |
| 740530 | 16,358.17 |
| MOBILE PHONE AND DATA | 16,358.17 |
| 740540 | 6,082.05 |
| TRAVEL EXPENSE | 6,082.05 |
| 740580 | 333.32 |
| PRINTING | 333.32 |

| | |
|--------------------------------------|--------------|
| 740660 | 6,640.09 |
| EQUIPMENT RENTAL | 6,640.09 |
| 740680 | 150.00 |
| MEMBERSHIP/ASSOCIATION DUES | 150.00 |
| 760400 | - |
| DEPRECIATION EQUIPMENT | - |
| 8100 | 298,827.80 |
| COURT OPERATIONS | 298,827.80 |
| 710110 | 7,762.47 |
| SALARY/REGULAR | 7,762.47 |
| 710130 | 3,298.00 |
| SALARY/OVERTIME | 3,298.00 |
| 720100 | 835.79 |
| SOCIAL SECURITY | 835.79 |
| 720110 | 742.69 |
| EMPLOYEE INSURANCE | 742.69 |
| 720120 | 404.68 |
| RETIREMENT | 404.68 |
| 720140 | 145.58 |
| STATE UNEMPLOYMENT TAX | 145.58 |
| 740170 | 74,455.00 |
| PETIT JURORS | 74,455.00 |
| 740270 | 350.00 |
| APPOINTED ATTORNEY | 350.00 |
| 740512 | 566.97 |
| PROFESSIONAL SERVICES | 566.97 |
| 740524 | 90,730.18 |
| PROFESSIONAL SERVICES-INTERPRETER | 90,730.18 |
| 740540 | 1,015.38 |
| TRAVEL EXPENSE | 1,015.38 |
| 740580 | 990.00 |
| PRINTING | 990.00 |
| 740640 | 58,085.52 |
| CONTRACT SERVICES | 58,085.52 |
| 740690 | 55,342.50 |
| COURT COST | 55,342.50 |
| 740694 | 4,103.04 |
| FOOD SERVICE | 4,103.04 |
| 740964 | - |
| PREFERRED PROVIDER ORGANIZATION FEES | - |
| 8101 | 2,933,753.30 |
| INDIGENT DEFENSE- CRIMINAL | 2,933,753.30 |
| 740120 | 1,850.00 |
| MEDICAL SERVICES | 1,850.00 |
| 740270 | 2,537,591.81 |
| APPOINTED ATTORNEY | 2,537,591.81 |
| 740290 | 1,225.57 |
| OTHER LITIGATION-APPOINTED ATTORNEY | 1,225.57 |
| 740310 | 855.00 |
| APPOINTED ATTORNEY-CIVIL | 855.00 |
| 740370 | 100,612.46 |
| APPOINTED ATTORNEY-JUVENILE | 100,612.46 |
| 740460 | 80,626.35 |
| INVESTIGATOR | 80,626.35 |
| 740470 | 160,033.87 |

| | |
|-------------------------------------|------------|
| EXPERT WITNESS | 160,033.87 |
| 740484 | 13,871.23 |
| COURT REPORTER TRANSCRIPT | 13,871.23 |
| 740512 | 1,377.00 |
| PROFESSIONAL SERVICES | 1,377.00 |
| 740524 | 36,060.01 |
| PROFESSIONAL SERVICES-INTERPRETER | 36,060.01 |
| 740720 | (350.00) |
| INDIGENT INTERMENT | (350.00) |
| 8102 | 767,547.13 |
| INDIGENT DEFENSE- CIVIL | 767,547.13 |
| 740230 | 129.00 |
| LITIGATION EXPENSES | 129.00 |
| 740270 | 63,651.61 |
| APPOINTED ATTORNEY | 63,651.61 |
| 740290 | 1,290.26 |
| OTHER LITIGATION-APPOINTED ATTORNEY | 1,290.26 |
| 740310 | 700,731.08 |
| APPOINTED ATTORNEY-CIVIL | 700,731.08 |
| 740524 | 1,351.75 |
| PROFESSIONAL SERVICES-INTERPRETER | 1,351.75 |
| 740540 | 393.43 |
| TRAVEL EXPENSE | 393.43 |
| 8103 | 520,603.58 |
| OFFICE OF COURT ADMIN | 520,603.58 |
| 710100 | 53,447.97 |
| SALARY/OFFICIAL-DEPARTMENT HEAD | 53,447.97 |
| 710110 | 293,784.45 |
| SALARY/REGULAR | 293,784.45 |
| 710130 | 23,623.63 |
| SALARY/OVERTIME | 23,623.63 |
| 720100 | 26,134.82 |
| SOCIAL SECURITY | 26,134.82 |
| 720110 | 63,972.28 |
| EMPLOYEE INSURANCE | 63,972.28 |
| 720120 | 45,504.05 |
| RETIREMENT | 45,504.05 |
| 720140 | 3,496.33 |
| STATE UNEMPLOYMENT TAX | 3,496.33 |
| 730100 | 4,666.62 |
| OFFICE SUPPLIES | 4,666.62 |
| 730310 | 1,014.70 |
| UNIFORMS | 1,014.70 |
| 740510 | 130.00 |
| PROFESSIONAL DEVELOPMENT | 130.00 |
| 740530 | 2,013.31 |
| MOBILE PHONE AND DATA | 2,013.31 |
| 740540 | 63.84 |
| TRAVEL EXPENSE | 63.84 |
| 740570 | 99.50 |
| ADVERTISING | 99.50 |
| 740580 | 170.00 |
| PRINTING | 170.00 |
| 740660 | 2,332.08 |
| EQUIPMENT RENTAL | 2,332.08 |

| | |
|---------------------------------|------------|
| 740680 | 150.00 |
| MEMBERSHIP/ASSOCIATION DUES | 150.00 |
| 8210 | 243,076.03 |
| COUNTY COURT AT LAW 1 | 243,076.03 |
| 710100 | 82,792.38 |
| SALARY/OFFICIAL-DEPARTMENT HEAD | 82,792.38 |
| 710110 | 99,557.44 |
| SALARY/REGULAR | 99,557.44 |
| 720100 | 10,389.98 |
| SOCIAL SECURITY | 10,389.98 |
| 720110 | 22,294.50 |
| EMPLOYEE INSURANCE | 22,294.50 |
| 720120 | 22,374.19 |
| RETIREMENT | 22,374.19 |
| 720140 | 998.26 |
| STATE UNEMPLOYMENT TAX | 998.26 |
| 730100 | 733.06 |
| OFFICE SUPPLIES | 733.06 |
| 740530 | 151.96 |
| MOBILE PHONE AND DATA | 151.96 |
| 740580 | 67.08 |
| PRINTING | 67.08 |
| 740640 | 871.62 |
| CONTRACT SERVICES | 871.62 |
| 740660 | 2,695.56 |
| EQUIPMENT RENTAL | 2,695.56 |
| 740100 | 150.00 |
| IT HARDWARE MAINTENANCE | 150.00 |
| 8220 | 391,709.98 |
| COUNTY COURT AT LAW 2 | 391,709.98 |
| 710100 | 80,076.88 |
| SALARY/OFFICIAL-DEPARTMENT HEAD | 80,076.88 |
| 710110 | 208,900.06 |
| SALARY/REGULAR | 208,900.06 |
| 720100 | 18,951.22 |
| SOCIAL SECURITY | 18,951.22 |
| 720110 | 40,848.46 |
| EMPLOYEE INSURANCE | 40,848.46 |
| 720120 | 35,457.33 |
| RETIREMENT | 35,457.33 |
| 720140 | 2,259.50 |
| STATE UNEMPLOYMENT TAX | 2,259.50 |
| 730100 | 1,729.02 |
| OFFICE SUPPLIES | 1,729.02 |
| 740510 | 655.00 |
| PROFESSIONAL DEVELOPMENT | 655.00 |
| 740512 | 459.00 |
| PROFESSIONAL SERVICES | 459.00 |
| 740530 | 88.80 |
| MOBILE PHONE AND DATA | 88.80 |
| 740640 | 15.00 |
| CONTRACT SERVICES | 15.00 |
| 740660 | 2,058.84 |
| EQUIPMENT RENTAL | 2,058.84 |
| 740694 | 199.87 |

| | |
|---------------------------------|------------|
| FOOD SERVICE | 199.87 |
| 730101 | 1.99 |
| FOOD SUPPLIES | 1.99 |
| 740260 | 9.01 |
| INTEREST ON CREDIT CARDS | 9.01 |
| 8230 | 375,317.97 |
| COUNTY COURT AT LAW 3 | 375,317.97 |
| 710100 | 82,792.38 |
| SALARY/OFFICIAL-DEPARTMENT HEAD | 82,792.38 |
| 710110 | 200,188.88 |
| SALARY/REGULAR | 200,188.88 |
| 720100 | 17,551.25 |
| SOCIAL SECURITY | 17,551.25 |
| 720110 | 33,510.00 |
| EMPLOYEE INSURANCE | 33,510.00 |
| 720120 | 34,721.75 |
| RETIREMENT | 34,721.75 |
| 720140 | 1,741.03 |
| STATE UNEMPLOYMENT TAX | 1,741.03 |
| 730100 | 572.82 |
| OFFICE SUPPLIES | 572.82 |
| 740530 | 227.94 |
| MOBILE PHONE AND DATA | 227.94 |
| 740640 | 30.00 |
| CONTRACT SERVICES | 30.00 |
| 740660 | 3,772.32 |
| EQUIPMENT RENTAL | 3,772.32 |
| 740694 | 214.60 |
| FOOD SERVICE | 214.60 |
| 790100 | (5.00) |
| REIMBURSEMENTS CLEARING | (5.00) |
| 8240 | 239,650.98 |
| COUNTY COURT AT LAW 4 | 239,650.98 |
| 710100 | 82,792.38 |
| SALARY/OFFICIAL-DEPARTMENT HEAD | 82,792.38 |
| 710110 | 98,868.55 |
| SALARY/REGULAR | 98,868.55 |
| 710130 | 9.18 |
| SALARY/OVERTIME | 9.18 |
| 720100 | 10,419.29 |
| SOCIAL SECURITY | 10,419.29 |
| 720110 | 19,158.39 |
| EMPLOYEE INSURANCE | 19,158.39 |
| 720120 | 22,290.84 |
| RETIREMENT | 22,290.84 |
| 720140 | 938.14 |
| STATE UNEMPLOYMENT TAX | 938.14 |
| 740510 | 65.00 |
| PROFESSIONAL DEVELOPMENT | 65.00 |
| 740640 | 2,037.07 |
| CONTRACT SERVICES | 2,037.07 |
| 740660 | 2,919.48 |
| EQUIPMENT RENTAL | 2,919.48 |
| 740694 | 295.08 |
| FOOD SERVICE | 295.08 |

| | |
|---------------------------------|------------|
| 790100 | (154.84) |
| REIMBURSEMENTS CLEARING | (154.84) |
| 740260 | 12.42 |
| INTEREST ON CREDIT CARDS | 12.42 |
| 8250 | 227,707.94 |
| COUNTY COURT AT LAW 5 | 227,707.94 |
| 710100 | 82,792.38 |
| SALARY/OFFICIAL-DEPARTMENT HEAD | 82,792.38 |
| 710110 | 88,468.12 |
| SALARY/REGULAR | 88,468.12 |
| 720100 | 10,229.37 |
| SOCIAL SECURITY | 10,229.37 |
| 720110 | 22,294.50 |
| EMPLOYEE INSURANCE | 22,294.50 |
| 720120 | 21,013.56 |
| RETIREMENT | 21,013.56 |
| 720140 | 988.16 |
| STATE UNEMPLOYMENT TAX | 988.16 |
| 730100 | 772.41 |
| OFFICE SUPPLIES | 772.41 |
| 730380 | 629.99 |
| AUDIO/VISUAL SUPPLIES | 629.99 |
| 740640 | 519.45 |
| CONTRACT SERVICES | 519.45 |
| 8310 | 151,152.43 |
| 9TH DISTRICT COURT | 151,152.43 |
| 710100 | 6,916.65 |
| SALARY/OFFICIAL-DEPARTMENT HEAD | 6,916.65 |
| 710110 | 96,125.03 |
| SALARY/REGULAR | 96,125.03 |
| 710140 | 413.50 |
| SALARY/CELL PHONE ALLOWANCE | 413.50 |
| 720100 | 7,712.74 |
| SOCIAL SECURITY | 7,712.74 |
| 720110 | 21,527.21 |
| EMPLOYEE INSURANCE | 21,527.21 |
| 720120 | 12,587.56 |
| RETIREMENT | 12,587.56 |
| 720140 | 1,030.08 |
| STATE UNEMPLOYMENT TAX | 1,030.08 |
| 730100 | 302.94 |
| OFFICE SUPPLIES | 302.94 |
| 740640 | - |
| CONTRACT SERVICES | - |
| 740660 | 4,536.72 |
| EQUIPMENT RENTAL | 4,536.72 |
| 8320 | 158,470.54 |
| 221ST DISTRICT COURT | 158,470.54 |
| 710100 | 6,916.65 |
| SALARY/OFFICIAL-DEPARTMENT HEAD | 6,916.65 |
| 710110 | 100,013.76 |
| SALARY/REGULAR | 100,013.76 |
| 720100 | 8,033.54 |
| SOCIAL SECURITY | 8,033.54 |
| 720110 | 21,527.21 |

| | |
|---------------------------------|------------|
| EMPLOYEE INSURANCE | 21,527.21 |
| 720120 | 13,014.04 |
| RETIREMENT | 13,014.04 |
| 720140 | 1,039.13 |
| STATE UNEMPLOYMENT TAX | 1,039.13 |
| 730100 | 1,464.13 |
| OFFICE SUPPLIES | 1,464.13 |
| 740540 | 356.35 |
| TRAVEL EXPENSE | 356.35 |
| 740640 | 5,591.97 |
| CONTRACT SERVICES | 5,591.97 |
| 740694 | 513.76 |
| FOOD SERVICE | 513.76 |
| 8330 | 250,904.27 |
| 284TH DISTRICT COURT | 250,904.27 |
| 710100 | 6,916.65 |
| SALARY/OFFICIAL-DEPARTMENT HEAD | 6,916.65 |
| 710110 | 164,977.94 |
| SALARY/REGULAR | 164,977.94 |
| 720100 | 14,934.84 |
| SOCIAL SECURITY | 14,934.84 |
| 720110 | 33,260.30 |
| EMPLOYEE INSURANCE | 33,260.30 |
| 720120 | 24,305.33 |
| RETIREMENT | 24,305.33 |
| 720140 | 1,772.12 |
| STATE UNEMPLOYMENT TAX | 1,772.12 |
| 730100 | 1,803.45 |
| OFFICE SUPPLIES | 1,803.45 |
| 740510 | 150.00 |
| PROFESSIONAL DEVELOPMENT | 150.00 |
| 740640 | 2,783.64 |
| CONTRACT SERVICES | 2,783.64 |
| 8340 | 179,595.08 |
| 359TH DISTRICT COURT | 179,595.08 |
| 710100 | 6,916.65 |
| SALARY/OFFICIAL-DEPARTMENT HEAD | 6,916.65 |
| 710110 | 115,985.93 |
| SALARY/REGULAR | 115,985.93 |
| 710130 | 1,286.30 |
| SALARY/OVERTIME | 1,286.30 |
| 720100 | 9,202.63 |
| SOCIAL SECURITY | 9,202.63 |
| 720110 | 22,052.19 |
| EMPLOYEE INSURANCE | 22,052.19 |
| 720120 | 15,131.68 |
| RETIREMENT | 15,131.68 |
| 720140 | 1,300.59 |
| STATE UNEMPLOYMENT TAX | 1,300.59 |
| 740484 | 853.00 |
| COURT REPORTER TRANSCRIPT | 853.00 |
| 740510 | 65.00 |
| PROFESSIONAL DEVELOPMENT | 65.00 |
| 740512 | 21.40 |
| PROFESSIONAL SERVICES | 21.40 |

| | |
|---------------------------------|------------|
| 740530 | 621.87 |
| MOBILE PHONE AND DATA | 621.87 |
| 740640 | 1,051.09 |
| CONTRACT SERVICES | 1,051.09 |
| 740656 | 4,845.72 |
| RENT AND LEASES | 4,845.72 |
| 740660 | 89.85 |
| EQUIPMENT RENTAL | 89.85 |
| 740680 | 150.00 |
| MEMBERSHIP/ASSOCIATION DUES | 150.00 |
| 740260 | 1.18 |
| INTEREST ON CREDIT CARDS | 1.18 |
| 740250 | 20.00 |
| PENALTY/LATE CHARGE | 20.00 |
| 8350 | 285,871.19 |
| 410th DISTRICT COURT | 285,871.19 |
| 710100 | 6,916.65 |
| SALARY/OFFICIAL-DEPARTMENT HEAD | 6,916.65 |
| 710110 | 194,121.20 |
| SALARY/REGULAR | 194,121.20 |
| 720100 | 14,935.26 |
| SOCIAL SECURITY | 14,935.26 |
| 720110 | 32,742.71 |
| EMPLOYEE INSURANCE | 32,742.71 |
| 720120 | 24,561.02 |
| RETIREMENT | 24,561.02 |
| 720140 | 1,725.24 |
| STATE UNEMPLOYMENT TAX | 1,725.24 |
| 730100 | 6,598.45 |
| OFFICE SUPPLIES | 6,598.45 |
| 740510 | 65.00 |
| PROFESSIONAL DEVELOPMENT | 65.00 |
| 740540 | 708.90 |
| TRAVEL EXPENSE | 708.90 |
| 740640 | 601.98 |
| CONTRACT SERVICES | 601.98 |
| 740656 | 2,874.88 |
| RENT AND LEASES | 2,874.88 |
| 740660 | 19.90 |
| EQUIPMENT RENTAL | 19.90 |
| 8360 | 293,698.49 |
| 418TH DISTRICT COURT | 293,698.49 |
| 710100 | 6,916.65 |
| SALARY/OFFICIAL-DEPARTMENT HEAD | 6,916.65 |
| 710110 | 198,963.58 |
| SALARY/REGULAR | 198,963.58 |
| 720100 | 15,427.92 |
| SOCIAL SECURITY | 15,427.92 |
| 720110 | 33,239.63 |
| EMPLOYEE INSURANCE | 33,239.63 |
| 720120 | 25,155.19 |
| RETIREMENT | 25,155.19 |
| 720140 | 1,758.56 |
| STATE UNEMPLOYMENT TAX | 1,758.56 |
| 730100 | 7,711.59 |

| | |
|---------------------------------|------------|
| OFFICE SUPPLIES | 7,711.59 |
| 740510 | 65.00 |
| PROFESSIONAL DEVELOPMENT | 65.00 |
| 740512 | 2,670.80 |
| PROFESSIONAL SERVICES | 2,670.80 |
| 740530 | 77.70 |
| MOBILE PHONE AND DATA | 77.70 |
| 740640 | 3.98 |
| CONTRACT SERVICES | 3.98 |
| 740656 | 1,357.48 |
| RENT AND LEASES | 1,357.48 |
| 740660 | 30.92 |
| EQUIPMENT RENTAL | 30.92 |
| 740680 | 103.40 |
| MEMBERSHIP/ASSOCIATION DUES | 103.40 |
| 740694 | 120.14 |
| FOOD SERVICE | 120.14 |
| 730101 | 67.81 |
| FOOD SUPPLIES | 67.81 |
| 740260 | 28.14 |
| INTEREST ON CREDIT CARDS | 28.14 |
| 8370 | 153,517.72 |
| 435TH DISTRICT COURT | 153,517.72 |
| 710100 | 6,916.65 |
| SALARY/OFFICIAL-DEPARTMENT HEAD | 6,916.65 |
| 710110 | 98,995.70 |
| SALARY/REGULAR | 98,995.70 |
| 710130 | 362.86 |
| SALARY/OVERTIME | 362.86 |
| 720100 | 7,896.19 |
| SOCIAL SECURITY | 7,896.19 |
| 720110 | 18,494.29 |
| EMPLOYEE INSURANCE | 18,494.29 |
| 720120 | 12,933.62 |
| RETIREMENT | 12,933.62 |
| 720140 | 1,144.29 |
| STATE UNEMPLOYMENT TAX | 1,144.29 |
| 730100 | 248.26 |
| OFFICE SUPPLIES | 248.26 |
| 740484 | 279.00 |
| COURT REPORTER TRANSCRIPT | 279.00 |
| 740530 | 113.97 |
| MOBILE PHONE AND DATA | 113.97 |
| 740580 | 110.00 |
| PRINTING | 110.00 |
| 740640 | 787.99 |
| CONTRACT SERVICES | 787.99 |
| 740656 | 5,101.20 |
| RENT AND LEASES | 5,101.20 |
| 740694 | 133.70 |
| FOOD SERVICE | 133.70 |
| 8401 | 203,734.71 |
| DRUG COURT | 203,734.71 |
| 710100 | 32,112.25 |
| SALARY/OFFICIAL-DEPARTMENT HEAD | 32,112.25 |

| | |
|----------------------------------|------------|
| 710110 | 44,020.32 |
| SALARY/REGULAR | 44,020.32 |
| 720100 | 5,665.10 |
| SOCIAL SECURITY | 5,665.10 |
| 720110 | 16,823.25 |
| EMPLOYEE INSURANCE | 16,823.25 |
| 720120 | 9,341.47 |
| RETIREMENT | 9,341.47 |
| 720140 | 942.01 |
| STATE UNEMPLOYMENT TAX | 942.01 |
| 730100 | 3,754.51 |
| OFFICE SUPPLIES | 3,754.51 |
| 740110 | 2,591.99 |
| IT SOFTWARE MAINTENANCE | 2,591.99 |
| 740512 | 43,199.00 |
| PROFESSIONAL SERVICES | 43,199.00 |
| 740516 | 45,282.82 |
| PROFESSIONAL SERVICES-URINALYSIS | 45,282.82 |
| 740660 | 1.99 |
| EQUIPMENT RENTAL | 1.99 |
| 8402 | 154,436.36 |
| DRUG COURT-DWI COURT | 154,436.36 |
| 710110 | 21,754.88 |
| SALARY/REGULAR | 21,754.88 |
| 720100 | 1,664.56 |
| SOCIAL SECURITY | 1,664.56 |
| 720110 | 5,607.75 |
| EMPLOYEE INSURANCE | 5,607.75 |
| 720120 | 2,669.30 |
| RETIREMENT | 2,669.30 |
| 720140 | 288.46 |
| STATE UNEMPLOYMENT TAX | 288.46 |
| 730100 | 465.77 |
| OFFICE SUPPLIES | 465.77 |
| 740512 | 60,184.00 |
| PROFESSIONAL SERVICES | 60,184.00 |
| 740516 | 60,565.88 |
| PROFESSIONAL SERVICES-URINALYSIS | 60,565.88 |
| 740660 | 1,235.76 |
| EQUIPMENT RENTAL | 1,235.76 |
| 8403 | 134,486.11 |
| MENTAL HEALTH COURT SERVICE | 134,486.11 |
| 710110 | 87,360.66 |
| SALARY/REGULAR | 87,360.66 |
| 720100 | 6,427.84 |
| SOCIAL SECURITY | 6,427.84 |
| 720110 | 19,578.84 |
| EMPLOYEE INSURANCE | 19,578.84 |
| 720120 | 10,719.13 |
| RETIREMENT | 10,719.13 |
| 720140 | 1,131.68 |
| STATE UNEMPLOYMENT TAX | 1,131.68 |
| 730100 | 1,448.81 |
| OFFICE SUPPLIES | 1,448.81 |
| 730320 | 1,861.50 |

| | |
|---------------------------------|------------|
| IT HARDWARE | 1,861.50 |
| 730330 | 179.88 |
| IT SOFTWARE | 179.88 |
| 740540 | 1,913.69 |
| TRAVEL EXPENSE | 1,913.69 |
| 740660 | 3,864.08 |
| EQUIPMENT RENTAL | 3,864.08 |
| 8510 | 403,911.18 |
| JUSTICE OF PEACE PRECINCT 1 | 403,911.18 |
| 710100 | 57,414.45 |
| SALARY/OFFICIAL-DEPARTMENT HEAD | 57,414.45 |
| 710110 | 203,620.27 |
| SALARY/REGULAR | 203,620.27 |
| 720100 | 19,519.37 |
| SOCIAL SECURITY | 19,519.37 |
| 720110 | 44,862.00 |
| EMPLOYEE INSURANCE | 44,862.00 |
| 720120 | 32,029.01 |
| RETIREMENT | 32,029.01 |
| 720140 | 2,962.86 |
| STATE UNEMPLOYMENT TAX | 2,962.86 |
| 730100 | 3,228.46 |
| OFFICE SUPPLIES | 3,228.46 |
| 740140 | 689.38 |
| VEHICLE MAINTENANCE | 689.38 |
| 740510 | 280.00 |
| PROFESSIONAL DEVELOPMENT | 280.00 |
| 740512 | 4,625.06 |
| PROFESSIONAL SERVICES | 4,625.06 |
| 740540 | 102.08 |
| TRAVEL EXPENSE | 102.08 |
| 740580 | 520.00 |
| PRINTING | 520.00 |
| 740640 | 1,174.75 |
| CONTRACT SERVICES | 1,174.75 |
| 740644 | 26,632.89 |
| COLLECTION SERVICES | 26,632.89 |
| 740660 | 6,045.60 |
| EQUIPMENT RENTAL | 6,045.60 |
| 740680 | 205.00 |
| MEMBERSHIP/ASSOCIATION DUES | 205.00 |
| 8520 | 279,569.25 |
| JUSTICE OF PEACE PRECINCT 2 | 279,569.25 |
| 710100 | 57,414.45 |
| SALARY/OFFICIAL-DEPARTMENT HEAD | 57,414.45 |
| 710110 | 104,739.60 |
| SALARY/REGULAR | 104,739.60 |
| 720100 | 12,145.62 |
| SOCIAL SECURITY | 12,145.62 |
| 720110 | 32,074.35 |
| EMPLOYEE INSURANCE | 32,074.35 |
| 720120 | 19,896.47 |
| RETIREMENT | 19,896.47 |
| 720140 | 1,360.21 |
| STATE UNEMPLOYMENT TAX | 1,360.21 |

| | |
|---------------------------------|------------|
| 730100 | 1,407.10 |
| OFFICE SUPPLIES | 1,407.10 |
| 740510 | 50.00 |
| PROFESSIONAL DEVELOPMENT | 50.00 |
| 740530 | 852.48 |
| MOBILE PHONE AND DATA | 852.48 |
| 740560 | 425.00 |
| TRANSPORTATION | 425.00 |
| 740640 | 144.77 |
| CONTRACT SERVICES | 144.77 |
| 740644 | 45,360.25 |
| COLLECTION SERVICES | 45,360.25 |
| 740656 | 3,083.64 |
| RENT AND LEASES | 3,083.64 |
| 740660 | 9.95 |
| EQUIPMENT RENTAL | 9.95 |
| 740680 | 605.00 |
| MEMBERSHIP/ASSOCIATION DUES | 605.00 |
| 740740 | 0.36 |
| BANK SERVICE CHARGES | 0.36 |
| 8530 | 538,268.23 |
| JUSTICE OF PEACE PRECINCT 3 | 538,268.23 |
| 710100 | 57,414.45 |
| SALARY/OFFICIAL-DEPARTMENT HEAD | 57,414.45 |
| 710110 | 298,175.09 |
| SALARY/REGULAR | 298,175.09 |
| 710120 | - |
| SALARY/OTHER | - |
| 710130 | 6,957.05 |
| SALARY/OVERTIME | 6,957.05 |
| 710140 | 206.75 |
| SALARY/CELL PHONE ALLOWANCE | 206.75 |
| 720100 | 26,993.56 |
| SOCIAL SECURITY | 26,993.56 |
| 720110 | 88,943.40 |
| EMPLOYEE INSURANCE | 88,943.40 |
| 720120 | 44,598.06 |
| RETIREMENT | 44,598.06 |
| 720140 | 4,279.66 |
| STATE UNEMPLOYMENT TAX | 4,279.66 |
| 730100 | 2,758.95 |
| OFFICE SUPPLIES | 2,758.95 |
| 740140 | 149.04 |
| VEHICLE MAINTENANCE | 149.04 |
| 740510 | 900.00 |
| PROFESSIONAL DEVELOPMENT | 900.00 |
| 740512 | 300.00 |
| PROFESSIONAL SERVICES | 300.00 |
| 740540 | 40.00 |
| TRAVEL EXPENSE | 40.00 |
| 740580 | 781.00 |
| PRINTING | 781.00 |
| 740660 | 5,711.22 |
| EQUIPMENT RENTAL | 5,711.22 |
| 740680 | 60.00 |

| | |
|---------------------------------|------------|
| MEMBERSHIP/ASSOCIATION DUES | 60.00 |
| 8540 | 481,858.52 |
| JUSTICE OF PEACE PRECINCT 4 | 481,858.52 |
| 710100 | 57,414.45 |
| SALARY/OFFICIAL-DEPARTMENT HEAD | 57,414.45 |
| 710110 | 209,249.78 |
| SALARY/REGULAR | 209,249.78 |
| 710130 | 218.35 |
| SALARY/OVERTIME | 218.35 |
| 710140 | - |
| SALARY/CELL PHONE ALLOWANCE | - |
| 720100 | 19,862.24 |
| SOCIAL SECURITY | 19,862.24 |
| 720110 | 63,650.08 |
| EMPLOYEE INSURANCE | 63,650.08 |
| 720120 | 32,746.43 |
| RETIREMENT | 32,746.43 |
| 720140 | 3,028.28 |
| STATE UNEMPLOYMENT TAX | 3,028.28 |
| 730100 | 3,592.76 |
| OFFICE SUPPLIES | 3,592.76 |
| 740510 | 100.00 |
| PROFESSIONAL DEVELOPMENT | 100.00 |
| 740530 | 252.60 |
| MOBILE PHONE AND DATA | 252.60 |
| 740560 | 1,490.00 |
| TRANSPORTATION | 1,490.00 |
| 740580 | 831.00 |
| PRINTING | 831.00 |
| 740640 | 361.45 |
| CONTRACT SERVICES | 361.45 |
| 740644 | 83,938.34 |
| COLLECTION SERVICES | 83,938.34 |
| 740660 | 5,087.76 |
| EQUIPMENT RENTAL | 5,087.76 |
| 740680 | 35.00 |
| MEMBERSHIP/ASSOCIATION DUES | 35.00 |
| 8550 | 295,519.73 |
| JUSTICE OF PEACE PRECINCT 5 | 295,519.73 |
| 710100 | 57,414.45 |
| SALARY/OFFICIAL-DEPARTMENT HEAD | 57,414.45 |
| 710110 | 114,054.56 |
| SALARY/REGULAR | 114,054.56 |
| 720100 | 12,636.21 |
| SOCIAL SECURITY | 12,636.21 |
| 720110 | 33,646.50 |
| EMPLOYEE INSURANCE | 33,646.50 |
| 720120 | 21,039.21 |
| RETIREMENT | 21,039.21 |
| 720140 | 1,441.08 |
| STATE UNEMPLOYMENT TAX | 1,441.08 |
| 730100 | 6,314.21 |
| OFFICE SUPPLIES | 6,314.21 |
| 730110 | 1,320.00 |
| POSTAGE | 1,320.00 |

| | |
|-----------------------------|------------|
| 730320 | 19.05 |
| IT HARDWARE | 19.05 |
| 740510 | 50.00 |
| PROFESSIONAL DEVELOPMENT | 50.00 |
| 740530 | 840.16 |
| MOBILE PHONE AND DATA | 840.16 |
| 740580 | 380.00 |
| PRINTING | 380.00 |
| 740640 | 4,204.65 |
| CONTRACT SERVICES | 4,204.65 |
| 740644 | 39,205.03 |
| COLLECTION SERVICES | 39,205.03 |
| 740660 | 2,824.62 |
| EQUIPMENT RENTAL | 2,824.62 |
| 740680 | 130.00 |
| MEMBERSHIP/ASSOCIATION DUES | 130.00 |
| 6502 | 279,309.37 |
| SHERIFF FINANCE | 279,309.37 |
| 710110 | 170,663.11 |
| SALARY/REGULAR | 170,663.11 |
| 710130 | 3,211.07 |
| SALARY/OVERTIME | 3,211.07 |
| 720100 | 14,300.13 |
| SOCIAL SECURITY | 14,300.13 |
| 720110 | 35,880.12 |
| EMPLOYEE INSURANCE | 35,880.12 |
| 720120 | 21,334.53 |
| RETIREMENT | 21,334.53 |
| 720140 | 1,898.99 |
| STATE UNEMPLOYMENT TAX | 1,898.99 |
| 730100 | 1,979.94 |
| OFFICE SUPPLIES | 1,979.94 |
| 730320 | 13,665.20 |
| IT HARDWARE | 13,665.20 |
| 730330 | 338.99 |
| IT SOFTWARE | 338.99 |
| 740110 | 8,191.59 |
| IT SOFTWARE MAINTENANCE | 8,191.59 |
| 740530 | 570.46 |
| MOBILE PHONE AND DATA | 570.46 |
| 740580 | 684.46 |
| PRINTING | 684.46 |
| 740660 | 6,590.78 |
| EQUIPMENT RENTAL | 6,590.78 |
| 5703 | - |
| 242 OPERATIONS | - |
| 740644 | - |
| COLLECTION SERVICES | - |
| 3212 | (0.00) |
| PAYROLL PASS-THRU | (0.00) |
| 710110 | (0.00) |
| SALARY/REGULAR | (0.00) |
| 8380 | 235,874.69 |
| 457TH DISTRICT COURT | 235,874.69 |
| 710100 | 6,049.99 |

| | |
|-----------------------------------|------------|
| SALARY/OFFICIAL-DEPARTMENT HEAD | 6,049.99 |
| 710110 | 162,203.10 |
| SALARY/REGULAR | 162,203.10 |
| 710130 | 500.16 |
| SALARY/OVERTIME | 500.16 |
| 720100 | 12,582.64 |
| SOCIAL SECURITY | 12,582.64 |
| 720110 | 28,867.18 |
| EMPLOYEE INSURANCE | 28,867.18 |
| 720120 | 20,705.87 |
| RETIREMENT | 20,705.87 |
| 720140 | 1,667.05 |
| STATE UNEMPLOYMENT TAX | 1,667.05 |
| 730100 | 738.12 |
| OFFICE SUPPLIES | 738.12 |
| 740510 | 65.00 |
| PROFESSIONAL DEVELOPMENT | 65.00 |
| 740580 | 300.00 |
| PRINTING | 300.00 |
| 740640 | 2,013.84 |
| CONTRACT SERVICES | 2,013.84 |
| 740660 | 15.46 |
| EQUIPMENT RENTAL | 15.46 |
| 740694 | 166.28 |
| FOOD SERVICE | 166.28 |
| 6108 | 86,965.33 |
| SHERIFF RANGE | 86,965.33 |
| 730270 | 3,357.65 |
| LAW ENFORCEMENT SPECIFIC SUPPLIES | 3,357.65 |
| 740510 | 800.00 |
| PROFESSIONAL DEVELOPMENT | 800.00 |
| 730360 | 82,807.68 |
| ARMORY EXPENSE | 82,807.68 |
| 6106 | 77,500.47 |
| SHERIFF K9 | 77,500.47 |
| 710110 | 29,548.64 |
| SALARY/REGULAR | 29,548.64 |
| 710130 | 185.25 |
| SALARY/OVERTIME | 185.25 |
| 710150 | 3,000.00 |
| SALARY/SPECIAL PAY | 3,000.00 |
| 720100 | 2,486.29 |
| SOCIAL SECURITY | 2,486.29 |
| 720110 | 5,246.96 |
| EMPLOYEE INSURANCE | 5,246.96 |
| 720120 | 4,016.45 |
| RETIREMENT | 4,016.45 |
| 720140 | 733.47 |
| STATE UNEMPLOYMENT TAX | 733.47 |
| 730270 | 1,277.32 |
| LAW ENFORCEMENT SPECIFIC SUPPLIES | 1,277.32 |
| 730280 | 18,004.38 |
| CANINE EXPENSES | 18,004.38 |
| 740110 | 600.00 |
| IT SOFTWARE MAINTENANCE | 600.00 |

| | |
|-----------------------------------|------------|
| 740510 | 1,840.00 |
| PROFESSIONAL DEVELOPMENT | 1,840.00 |
| 740530 | 2,669.75 |
| MOBILE PHONE AND DATA | 2,669.75 |
| 740540 | 7,426.45 |
| TRAVEL EXPENSE | 7,426.45 |
| 740580 | 165.51 |
| PRINTING | 165.51 |
| 740640 | 300.00 |
| CONTRACT SERVICES | 300.00 |
| 6102 | 120,335.94 |
| SHERIFF SWAT | 120,335.94 |
| 710110 | 60,567.90 |
| SALARY/REGULAR | 60,567.90 |
| 710130 | 277.95 |
| SALARY/OVERTIME | 277.95 |
| 720100 | 4,616.86 |
| SOCIAL SECURITY | 4,616.86 |
| 720110 | 9,940.69 |
| EMPLOYEE INSURANCE | 9,940.69 |
| 720120 | 7,404.72 |
| RETIREMENT | 7,404.72 |
| 720140 | 1,408.87 |
| STATE UNEMPLOYMENT TAX | 1,408.87 |
| 730270 | 11,484.47 |
| LAW ENFORCEMENT SPECIFIC SUPPLIES | 11,484.47 |
| 740510 | 10,000.00 |
| PROFESSIONAL DEVELOPMENT | 10,000.00 |
| 740530 | 6,615.12 |
| MOBILE PHONE AND DATA | 6,615.12 |
| 740540 | 4,588.20 |
| TRAVEL EXPENSE | 4,588.20 |
| 740660 | 2,618.16 |
| EQUIPMENT RENTAL | 2,618.16 |
| 730360 | 813.00 |
| ARMORY EXPENSE | 813.00 |
| 6105 | 21,416.45 |
| SHERIFF TACTICAL AIR | 21,416.45 |
| 710110 | 11,264.00 |
| SALARY/REGULAR | 11,264.00 |
| 720100 | 872.99 |
| SOCIAL SECURITY | 872.99 |
| 720110 | 2,096.20 |
| EMPLOYEE INSURANCE | 2,096.20 |
| 720120 | 1,382.10 |
| RETIREMENT | 1,382.10 |
| 720140 | 260.25 |
| STATE UNEMPLOYMENT TAX | 260.25 |
| 730240 | 374.39 |
| FUEL | 374.39 |
| 740530 | 1,166.52 |
| MOBILE PHONE AND DATA | 1,166.52 |
| 740656 | 4,000.00 |
| RENT AND LEASES | 4,000.00 |
| 6109 | 42,826.70 |

| | |
|-----------------------------------|------------|
| SHERIFF GANGS | 42,826.70 |
| 710110 | 23,315.20 |
| SALARY/REGULAR | 23,315.20 |
| 710130 | 641.62 |
| SALARY/OVERTIME | 641.62 |
| 720100 | 1,819.20 |
| SOCIAL SECURITY | 1,819.20 |
| 720110 | 4,192.40 |
| EMPLOYEE INSURANCE | 4,192.40 |
| 720120 | 2,939.51 |
| RETIREMENT | 2,939.51 |
| 720140 | 534.12 |
| STATE UNEMPLOYMENT TAX | 534.12 |
| 740510 | 1,300.00 |
| PROFESSIONAL DEVELOPMENT | 1,300.00 |
| 740530 | 2,427.79 |
| MOBILE PHONE AND DATA | 2,427.79 |
| 740540 | 3,116.70 |
| TRAVEL EXPENSE | 3,116.70 |
| 740660 | 2,540.16 |
| EQUIPMENT RENTAL | 2,540.16 |
| 6103 | 2,525.77 |
| SHERIFF CRISIS NEGOTIATION TEAM | 2,525.77 |
| 730270 | 626.47 |
| LAW ENFORCEMENT SPECIFIC SUPPLIES | 626.47 |
| 740530 | 1,899.30 |
| MOBILE PHONE AND DATA | 1,899.30 |
| 6409 | 320,890.78 |
| RECORDS AND REPORTING | 320,890.78 |
| 710110 | 193,955.58 |
| SALARY/REGULAR | 193,955.58 |
| 710130 | 3,513.30 |
| SALARY/OVERTIME | 3,513.30 |
| 720100 | 17,217.70 |
| SOCIAL SECURITY | 17,217.70 |
| 720110 | 57,543.25 |
| EMPLOYEE INSURANCE | 57,543.25 |
| 720120 | 24,407.09 |
| RETIREMENT | 24,407.09 |
| 720130 | 1,124.26 |
| WORKERS COMPENSATION | 1,124.26 |
| 720140 | 2,708.02 |
| STATE UNEMPLOYMENT TAX | 2,708.02 |
| 730100 | 4,057.76 |
| OFFICE SUPPLIES | 4,057.76 |
| 740510 | 2,793.00 |
| PROFESSIONAL DEVELOPMENT | 2,793.00 |
| 740524 | 2,090.00 |
| PROFESSIONAL SERVICES-INTERPRETER | 2,090.00 |
| 740530 | 724.05 |
| MOBILE PHONE AND DATA | 724.05 |
| 740580 | 203.01 |
| PRINTING | 203.01 |
| 740660 | 10,553.76 |
| EQUIPMENT RENTAL | 10,553.76 |

| | |
|-----------------------------------|---------------|
| 6107 | 4,588.17 |
| SHERIFF HONOR GUARD | 4,588.17 |
| 730270 | 4,588.17 |
| LAW ENFORCEMENT SPECIFIC SUPPLIES | 4,588.17 |
| 200 | 17,640,410.11 |
| ROAD AND BRIDGE | 17,640,410.11 |
| 1200 | - |
| ROAD AND BRIDGE | - |
| 730190 | - |
| ROAD MATERIALS | - |
| 2600 | 611,311.32 |
| INFORMATION TECHNOLOGY | 611,311.32 |
| 710100 | 56,186.14 |
| SALARY/OFFICIAL-DEPARTMENT HEAD | 56,186.14 |
| 710110 | 316,085.15 |
| SALARY/REGULAR | 316,085.15 |
| 710120 | - |
| SALARY/OTHER | - |
| 710130 | 13,717.05 |
| SALARY/OVERTIME | 13,717.05 |
| 710140 | 2,979.56 |
| SALARY/CELL PHONE ALLOWANCE | 2,979.56 |
| 720100 | 28,968.09 |
| SOCIAL SECURITY | 28,968.09 |
| 720110 | 84,113.67 |
| EMPLOYEE INSURANCE | 84,113.67 |
| 720120 | 47,754.06 |
| RETIREMENT | 47,754.06 |
| 720140 | 4,597.14 |
| STATE UNEMPLOYMENT TAX | 4,597.14 |
| 730100 | 2,697.05 |
| OFFICE SUPPLIES | 2,697.05 |
| 730250 | 8,657.81 |
| SHOP SUPPLIES | 8,657.81 |
| 740510 | 1,276.94 |
| PROFESSIONAL DEVELOPMENT | 1,276.94 |
| 740512 | 11,287.61 |
| PROFESSIONAL SERVICES | 11,287.61 |
| 740650 | 32,991.05 |
| SIGN AND SIGNAL MAINTENANCE | 32,991.05 |
| 4700 | 5,827.00 |
| PARKS | 5,827.00 |
| 710110 | - |
| SALARY/REGULAR | - |
| 710120 | - |
| SALARY/OTHER | - |
| 710130 | - |
| SALARY/OVERTIME | - |
| 710140 | - |
| SALARY/CELL PHONE ALLOWANCE | - |
| 720100 | - |
| SOCIAL SECURITY | - |
| 720110 | - |
| EMPLOYEE INSURANCE | - |
| 720120 | - |

| | |
|-------------------------------|------------|
| RETIREMENT | - |
| 720140 | - |
| STATE UNEMPLOYMENT TAX | - |
| 730100 | 510.62 |
| OFFICE SUPPLIES | 510.62 |
| 730140 | 1,536.56 |
| JANITOR SUPPLIES | 1,536.56 |
| 730190 | 199.50 |
| ROAD MATERIALS | 199.50 |
| 730220 | 256.30 |
| REPLACEMENTS | 256.30 |
| 730250 | 187.87 |
| SHOP SUPPLIES | 187.87 |
| 730260 | (49.40) |
| VEHICLE SUPPLIES | (49.40) |
| 730310 | 618.90 |
| UNIFORMS | 618.90 |
| 730350 | - |
| AGRICULTURE SUPPLIES | - |
| 740120 | - |
| MEDICAL SERVICES | - |
| 740140 | 1,600.00 |
| VEHICLE MAINTENANCE | 1,600.00 |
| 740150 | - |
| LANDSCAPE MAINTENANCE | - |
| 740410 | - |
| TOLLS | - |
| 740504 | - |
| ONLINE SERVICES | - |
| 740512 | 200.00 |
| PROFESSIONAL SERVICES | 200.00 |
| 740530 | 325.67 |
| MOBILE PHONE AND DATA | 325.67 |
| 740640 | 385.00 |
| CONTRACT SERVICES | 385.00 |
| 740654 | 55.98 |
| COMMUNITY BUILDING/VOTING BOX | 55.98 |
| 740660 | - |
| EQUIPMENT RENTAL | - |
| 740680 | - |
| MEMBERSHIP/ASSOCIATION DUES | - |
| 4800 | (9,977.37) |
| COMMUNITY CENTERS | (9,977.37) |
| 710110 | - |
| SALARY/REGULAR | - |
| 710120 | - |
| SALARY/OTHER | - |
| 710140 | - |
| SALARY/CELL PHONE ALLOWANCE | - |
| 720100 | - |
| SOCIAL SECURITY | - |
| 720110 | - |
| EMPLOYEE INSURANCE | - |
| 720120 | - |
| RETIREMENT | - |

| | |
|-------------------------------|------------|
| 720140 | - |
| STATE UNEMPLOYMENT TAX | - |
| 730100 | - |
| OFFICE SUPPLIES | - |
| 730300 | 24.99 |
| COMMUNITY AWARENESS SUPPLIES | 24.99 |
| 730310 | - |
| UNIFORMS | - |
| 740512 | - |
| PROFESSIONAL SERVICES | - |
| 740620 | (6,626.31) |
| ELECTRICITY | (6,626.31) |
| 740624 | (3,715.19) |
| WATER AND SEWER | (3,715.19) |
| 740640 | 339.14 |
| CONTRACT SERVICES | 339.14 |
| 740654 | - |
| COMMUNITY BUILDING/VOTING BOX | - |
| 740660 | - |
| EQUIPMENT RENTAL | - |
| 4900 | 46,460.26 |
| RECYCLE CENTERS | 46,460.26 |
| 710110 | - |
| SALARY/REGULAR | - |
| 710130 | - |
| SALARY/OVERTIME | - |
| 710140 | - |
| SALARY/CELL PHONE ALLOWANCE | - |
| 720100 | - |
| SOCIAL SECURITY | - |
| 720110 | - |
| EMPLOYEE INSURANCE | - |
| 720120 | - |
| RETIREMENT | - |
| 720140 | - |
| STATE UNEMPLOYMENT TAX | - |
| 730100 | (0.00) |
| OFFICE SUPPLIES | (0.00) |
| 730140 | - |
| JANITOR SUPPLIES | - |
| 730240 | - |
| FUEL | - |
| 730250 | 314.00 |
| SHOP SUPPLIES | 314.00 |
| 730260 | - |
| VEHICLE SUPPLIES | - |
| 730310 | - |
| UNIFORMS | - |
| 730390 | 176.15 |
| MEDICAL SUPPLIES | 176.15 |
| 740420 | 686.52 |
| COURIER SERVICE | 686.52 |
| 740512 | 13,131.04 |
| PROFESSIONAL SERVICES | 13,131.04 |
| 740640 | 32,708.00 |

| | |
|---------------------------------|--------------|
| CONTRACT SERVICES | 32,708.00 |
| 750300 | - |
| CAPITAL OUTLAY-BUILDING | - |
| 750800 | (555.45) |
| MAJOR PROJECTS | (555.45) |
| 7300 | 36,001.72 |
| CONSTABLE PRECINCT 3 | 36,001.72 |
| 710110 | 6,221.60 |
| SALARY/REGULAR | 6,221.60 |
| 710130 | 21,453.99 |
| SALARY/OVERTIME | 21,453.99 |
| 720100 | 2,110.96 |
| SOCIAL SECURITY | 2,110.96 |
| 720110 | 2,728.98 |
| EMPLOYEE INSURANCE | 2,728.98 |
| 720120 | 3,395.82 |
| RETIREMENT | 3,395.82 |
| 720140 | 90.37 |
| STATE UNEMPLOYMENT TAX | 90.37 |
| 9000 | 159,040.51 |
| RESTRICTED | 159,040.51 |
| 730190 | - |
| ROAD MATERIALS | - |
| 740512 | 87,010.01 |
| PROFESSIONAL SERVICES | 87,010.01 |
| 750800 | 72,030.50 |
| MAJOR PROJECTS | 72,030.50 |
| 9100 | 3,700,189.61 |
| COMMISSIONER PRECINCT 1 | 3,700,189.61 |
| 710100 | 76,321.50 |
| SALARY/OFFICIAL-DEPARTMENT HEAD | 76,321.50 |
| 710110 | 1,228,228.25 |
| SALARY/REGULAR | 1,228,228.25 |
| 710120 | - |
| SALARY/OTHER | - |
| 710130 | 58,037.41 |
| SALARY/OVERTIME | 58,037.41 |
| 710140 | 863.93 |
| SALARY/CELL PHONE ALLOWANCE | 863.93 |
| 720100 | 100,736.06 |
| SOCIAL SECURITY | 100,736.06 |
| 720110 | 301,780.24 |
| EMPLOYEE INSURANCE | 301,780.24 |
| 720120 | 167,595.45 |
| RETIREMENT | 167,595.45 |
| 720140 | 16,560.03 |
| STATE UNEMPLOYMENT TAX | 16,560.03 |
| 730100 | 15,400.80 |
| OFFICE SUPPLIES | 15,400.80 |
| 730140 | 1,570.90 |
| JANITOR SUPPLIES | 1,570.90 |
| 730180 | 551.20 |
| CULVERTS | 551.20 |
| 730190 | 327,913.93 |
| ROAD MATERIALS | 327,913.93 |

| | |
|---|--------------|
| 730200 | 104,585.73 |
| CRUSHED CONCRETE/REJECT | 104,585.73 |
| 730220 | 1,126.73 |
| REPLACEMENTS | 1,126.73 |
| 730240 | 94,617.62 |
| FUEL | 94,617.62 |
| 730250 | 61,125.63 |
| SHOP SUPPLIES | 61,125.63 |
| 730260 | 56,659.78 |
| VEHICLE SUPPLIES | 56,659.78 |
| 730310 | 11,265.02 |
| UNIFORMS | 11,265.02 |
| 730320 | 14,474.52 |
| IT HARDWARE | 14,474.52 |
| 730350 | - |
| AGRICULTURE SUPPLIES | - |
| 730390 | 455.07 |
| MEDICAL SUPPLIES | 455.07 |
| 740140 | 77,009.50 |
| VEHICLE MAINTENANCE | 77,009.50 |
| 740150 | 38,625.05 |
| LANDSCAPE MAINTENANCE | 38,625.05 |
| 740430 | 26,554.40 |
| STRIPING/SEALANT SERVICES | 26,554.40 |
| 740510 | 1,181.63 |
| PROFESSIONAL DEVELOPMENT | 1,181.63 |
| 740512 | 356,372.39 |
| PROFESSIONAL SERVICES | 356,372.39 |
| 740530 | 7,631.63 |
| MOBILE PHONE AND DATA | 7,631.63 |
| 740540 | 1,902.77 |
| TRAVEL EXPENSE | 1,902.77 |
| 740640 | 48,030.35 |
| CONTRACT SERVICES | 48,030.35 |
| 740650 | 38,232.23 |
| SIGN AND SIGNAL MAINTENANCE | 38,232.23 |
| 740654 | 12,810.14 |
| COMMUNITY BUILDING/VOTING BOX | 12,810.14 |
| 740660 | 8,732.38 |
| EQUIPMENT RENTAL | 8,732.38 |
| 750400 | 250,403.02 |
| CAPITAL OUTLAY-FURNITURE FIXTURES AND EQUIPMENT | 250,403.02 |
| 750600 | 194,497.28 |
| CAPITAL OUTLAY-VEHICLES | 194,497.28 |
| 790100 | (1,671.69) |
| REIMBURSEMENTS CLEARING | (1,671.69) |
| 740260 | - |
| INTEREST ON CREDIT CARDS | - |
| 740250 | 8.73 |
| PENALTY/LATE CHARGE | 8.73 |
| 9200 | 3,696,701.48 |
| COMMISSIONER PRECINCT 2 | 3,696,701.48 |
| 710100 | 76,321.50 |
| SALARY/OFFICIAL-DEPARTMENT HEAD | 76,321.50 |
| 710110 | 931,083.95 |

| | |
|---|--------------|
| SALARY/REGULAR | 931,083.95 |
| 710120 | - |
| SALARY/OTHER | - |
| 710130 | 6,779.90 |
| SALARY/OVERTIME | 6,779.90 |
| 710140 | 691.43 |
| SALARY/CELL PHONE ALLOWANCE | 691.43 |
| 720100 | 73,125.88 |
| SOCIAL SECURITY | 73,125.88 |
| 720110 | 244,987.19 |
| EMPLOYEE INSURANCE | 244,987.19 |
| 720120 | 124,984.48 |
| RETIREMENT | 124,984.48 |
| 720140 | 12,082.56 |
| STATE UNEMPLOYMENT TAX | 12,082.56 |
| 730100 | 59,359.16 |
| OFFICE SUPPLIES | 59,359.16 |
| 730180 | 16,934.16 |
| CULVERTS | 16,934.16 |
| 730190 | 1,239,786.12 |
| ROAD MATERIALS | 1,239,786.12 |
| 730220 | 13,763.29 |
| REPLACEMENTS | 13,763.29 |
| 730240 | 82,249.85 |
| FUEL | 82,249.85 |
| 730250 | 79,711.55 |
| SHOP SUPPLIES | 79,711.55 |
| 730260 | 86,375.04 |
| VEHICLE SUPPLIES | 86,375.04 |
| 730310 | 13,406.63 |
| UNIFORMS | 13,406.63 |
| 740510 | 1,361.76 |
| PROFESSIONAL DEVELOPMENT | 1,361.76 |
| 740512 | 175,164.89 |
| PROFESSIONAL SERVICES | 175,164.89 |
| 740530 | 4,705.91 |
| MOBILE PHONE AND DATA | 4,705.91 |
| 740640 | 109,524.96 |
| CONTRACT SERVICES | 109,524.96 |
| 740650 | 52,443.88 |
| SIGN AND SIGNAL MAINTENANCE | 52,443.88 |
| 740654 | 975.00 |
| COMMUNITY BUILDING/VOTING BOX | 975.00 |
| 740660 | 33,158.85 |
| EQUIPMENT RENTAL | 33,158.85 |
| 750400 | 228,092.04 |
| CAPITAL OUTLAY-FURNITURE FIXTURES AND EQUIPMENT | 228,092.04 |
| 750600 | 37,694.00 |
| CAPITAL OUTLAY-VEHICLES | 37,694.00 |
| 750800 | - |
| MAJOR PROJECTS | - |
| 790100 | (8,062.50) |
| REIMBURSEMENTS CLEARING | (8,062.50) |
| 9300 | 2,226,859.40 |
| COMMISSIONER PRECINCT 3 | 2,226,859.40 |

| | |
|---------------------------------|------------|
| 710100 | 76,321.50 |
| SALARY/OFFICIAL-DEPARTMENT HEAD | 76,321.50 |
| 710110 | 650,454.52 |
| SALARY/REGULAR | 650,454.52 |
| 710120 | - |
| SALARY/OTHER | - |
| 710130 | 39,018.91 |
| SALARY/OVERTIME | 39,018.91 |
| 710140 | 3,500.30 |
| SALARY/CELL PHONE ALLOWANCE | 3,500.30 |
| 720100 | 55,483.07 |
| SOCIAL SECURITY | 55,483.07 |
| 720110 | 141,919.14 |
| EMPLOYEE INSURANCE | 141,919.14 |
| 720120 | 94,724.81 |
| RETIREMENT | 94,724.81 |
| 720140 | 8,425.33 |
| STATE UNEMPLOYMENT TAX | 8,425.33 |
| 730100 | 15,411.42 |
| OFFICE SUPPLIES | 15,411.42 |
| 730190 | 45,569.57 |
| ROAD MATERIALS | 45,569.57 |
| 730200 | 16,097.04 |
| CRUSHED CONCRETE/REJECT | 16,097.04 |
| 730220 | 41.38 |
| REPLACEMENTS | 41.38 |
| 730240 | 52,565.74 |
| FUEL | 52,565.74 |
| 730250 | 20,124.90 |
| SHOP SUPPLIES | 20,124.90 |
| 730260 | 26,063.02 |
| VEHICLE SUPPLIES | 26,063.02 |
| 730310 | 7,332.85 |
| UNIFORMS | 7,332.85 |
| 730350 | 7,812.69 |
| AGRICULTURE SUPPLIES | 7,812.69 |
| 730380 | 26,564.00 |
| AUDIO/VISUAL SUPPLIES | 26,564.00 |
| 730390 | 788.70 |
| MEDICAL SUPPLIES | 788.70 |
| 740140 | 40,987.45 |
| VEHICLE MAINTENANCE | 40,987.45 |
| 740430 | 227,464.99 |
| STRIPING/SEALANT SERVICES | 227,464.99 |
| 740440 | 1,150.00 |
| CONCRETE/CURB REPAIR | 1,150.00 |
| 740504 | - |
| ONLINE SERVICES | - |
| 740510 | 1,471.74 |
| PROFESSIONAL DEVELOPMENT | 1,471.74 |
| 740512 | 144,058.10 |
| PROFESSIONAL SERVICES | 144,058.10 |
| 740530 | 3,217.99 |
| MOBILE PHONE AND DATA | 3,217.99 |
| 740540 | 513.80 |

| | |
|---|--------------|
| TRAVEL EXPENSE | 513.80 |
| 740640 | 3,286.68 |
| CONTRACT SERVICES | 3,286.68 |
| 740650 | 48,116.71 |
| SIGN AND SIGNAL MAINTENANCE | 48,116.71 |
| 740660 | 7,080.48 |
| EQUIPMENT RENTAL | 7,080.48 |
| 740970 | 36.55 |
| FREIGHT AND HANDLING | 36.55 |
| 750200 | 1,980.40 |
| CAPITAL OUTLAY-LAND | 1,980.40 |
| 750400 | 39,337.00 |
| CAPITAL OUTLAY-FURNITURE FIXTURES AND EQUIPMENT | 39,337.00 |
| 750600 | 28,960.00 |
| CAPITAL OUTLAY-VEHICLES | 28,960.00 |
| 750800 | 428,808.87 |
| MAJOR PROJECTS | 428,808.87 |
| 790100 | (37,842.66) |
| REIMBURSEMENTS CLEARING | (37,842.66) |
| 740260 | 12.41 |
| INTEREST ON CREDIT CARDS | 12.41 |
| 9400 | 4,640,831.01 |
| COMMISSIONER PRECINCT 4 | 4,640,831.01 |
| 710100 | 76,321.50 |
| SALARY/OFFICIAL-DEPARTMENT HEAD | 76,321.50 |
| 710110 | 1,238,471.77 |
| SALARY/REGULAR | 1,238,471.77 |
| 710120 | - |
| SALARY/OTHER | - |
| 710130 | 6,431.29 |
| SALARY/OVERTIME | 6,431.29 |
| 710140 | 827.01 |
| SALARY/CELL PHONE ALLOWANCE | 827.01 |
| 720100 | 97,159.74 |
| SOCIAL SECURITY | 97,159.74 |
| 720110 | 295,768.80 |
| EMPLOYEE INSURANCE | 295,768.80 |
| 720120 | 163,242.80 |
| RETIREMENT | 163,242.80 |
| 720140 | 15,904.84 |
| STATE UNEMPLOYMENT TAX | 15,904.84 |
| 730100 | 12,553.33 |
| OFFICE SUPPLIES | 12,553.33 |
| 730140 | 45.00 |
| JANITOR SUPPLIES | 45.00 |
| 730180 | 69,822.00 |
| CULVERTS | 69,822.00 |
| 730190 | 776,035.20 |
| ROAD MATERIALS | 776,035.20 |
| 730200 | 278,944.22 |
| CRUSHED CONCRETE/REJECT | 278,944.22 |
| 730220 | 43,643.22 |
| REPLACEMENTS | 43,643.22 |
| 730240 | 166,230.23 |
| FUEL | 166,230.23 |

| | |
|---|--------------|
| 730250 | 34,388.19 |
| SHOP SUPPLIES | 34,388.19 |
| 730260 | 162,876.02 |
| VEHICLE SUPPLIES | 162,876.02 |
| 730310 | 10,726.59 |
| UNIFORMS | 10,726.59 |
| 730350 | 104,690.40 |
| AGRICULTURE SUPPLIES | 104,690.40 |
| 740140 | 36,624.92 |
| VEHICLE MAINTENANCE | 36,624.92 |
| 740150 | 30,930.08 |
| LANDSCAPE MAINTENANCE | 30,930.08 |
| 740410 | 2,500.00 |
| TOLLS | 2,500.00 |
| 740430 | 4,681.00 |
| STRIPING/SEALANT SERVICES | 4,681.00 |
| 740440 | 9,170.00 |
| CONCRETE/CURB REPAIR | 9,170.00 |
| 740510 | 625.00 |
| PROFESSIONAL DEVELOPMENT | 625.00 |
| 740512 | 72,742.75 |
| PROFESSIONAL SERVICES | 72,742.75 |
| 740530 | 17,193.01 |
| MOBILE PHONE AND DATA | 17,193.01 |
| 740540 | 2,200.34 |
| TRAVEL EXPENSE | 2,200.34 |
| 740550 | 15,002.29 |
| SAFETY PROGRAM | 15,002.29 |
| 740580 | 75.00 |
| PRINTING | 75.00 |
| 740640 | 27,812.21 |
| CONTRACT SERVICES | 27,812.21 |
| 740650 | 23,462.85 |
| SIGN AND SIGNAL MAINTENANCE | 23,462.85 |
| 740652 | 398.20 |
| BRIDGE REPAIR | 398.20 |
| 740660 | 46,113.78 |
| EQUIPMENT RENTAL | 46,113.78 |
| 740662 | 88,868.12 |
| LEASE TO PURCHASE | 88,868.12 |
| 740820 | 7,501.60 |
| DEMOLITION | 7,501.60 |
| 750400 | 805,851.58 |
| CAPITAL OUTLAY-FURNITURE FIXTURES AND EQUIPMENT | 805,851.58 |
| 750600 | 143,004.64 |
| CAPITAL OUTLAY-VEHICLES | 143,004.64 |
| 750800 | (98.41) |
| MAJOR PROJECTS | (98.41) |
| 790100 | (247,946.00) |
| REIMBURSEMENTS CLEARING | (247,946.00) |
| 730101 | 35.90 |
| FOOD SUPPLIES | 35.90 |
| 740240 | - |
| CHANGE OF VENUE | - |
| 9500 | 817,476.17 |

| | |
|---------------------------------|------------|
| COUNTY ENGINEER | 817,476.17 |
| 710100 | 61,179.27 |
| SALARY/OFFICIAL-DEPARTMENT HEAD | 61,179.27 |
| 710110 | 533,205.23 |
| SALARY/REGULAR | 533,205.23 |
| 710140 | 2,694.18 |
| SALARY/CELL PHONE ALLOWANCE | 2,694.18 |
| 720100 | 41,530.06 |
| SOCIAL SECURITY | 41,530.06 |
| 720110 | 91,908.65 |
| EMPLOYEE INSURANCE | 91,908.65 |
| 720120 | 73,261.59 |
| RETIREMENT | 73,261.59 |
| 720140 | 5,528.04 |
| STATE UNEMPLOYMENT TAX | 5,528.04 |
| 730100 | 1,624.42 |
| OFFICE SUPPLIES | 1,624.42 |
| 730250 | 1,906.18 |
| SHOP SUPPLIES | 1,906.18 |
| 740510 | 149.00 |
| PROFESSIONAL DEVELOPMENT | 149.00 |
| 740540 | 1,372.13 |
| TRAVEL EXPENSE | 1,372.13 |
| 740660 | 3,077.42 |
| EQUIPMENT RENTAL | 3,077.42 |
| 740680 | 40.00 |
| MEMBERSHIP/ASSOCIATION DUES | 40.00 |
| 9107 | 84,933.12 |
| PARKS - PRECINCT 1 | 84,933.12 |
| 710110 | 40,502.18 |
| SALARY/REGULAR | 40,502.18 |
| 710130 | 9,742.12 |
| SALARY/OVERTIME | 9,742.12 |
| 720100 | 3,853.55 |
| SOCIAL SECURITY | 3,853.55 |
| 720110 | 11,215.50 |
| EMPLOYEE INSURANCE | 11,215.50 |
| 720120 | 5,256.89 |
| RETIREMENT | 5,256.89 |
| 720140 | 825.86 |
| STATE UNEMPLOYMENT TAX | 825.86 |
| 730100 | 109.39 |
| OFFICE SUPPLIES | 109.39 |
| 730140 | 1,817.20 |
| JANITOR SUPPLIES | 1,817.20 |
| 730250 | 5,449.37 |
| SHOP SUPPLIES | 5,449.37 |
| 740512 | 1,011.09 |
| PROFESSIONAL SERVICES | 1,011.09 |
| 740640 | 5,140.97 |
| CONTRACT SERVICES | 5,140.97 |
| 740660 | 9.00 |
| EQUIPMENT RENTAL | 9.00 |
| 9109 | 167,353.05 |
| RECYCLE - PRECINCT 1 | 167,353.05 |

| | |
|-----------------------------|------------|
| 710110 | 88,443.68 |
| SALARY/REGULAR | 88,443.68 |
| 710130 | 7,578.16 |
| SALARY/OVERTIME | 7,578.16 |
| 710140 | 151.37 |
| SALARY/CELL PHONE ALLOWANCE | 151.37 |
| 720100 | 7,094.91 |
| SOCIAL SECURITY | 7,094.91 |
| 720110 | 23,607.37 |
| EMPLOYEE INSURANCE | 23,607.37 |
| 720120 | 11,736.46 |
| RETIREMENT | 11,736.46 |
| 720140 | 1,338.72 |
| STATE UNEMPLOYMENT TAX | 1,338.72 |
| 730140 | 204.00 |
| JANITOR SUPPLIES | 204.00 |
| 730220 | 115.00 |
| REPLACEMENTS | 115.00 |
| 730240 | 19.00 |
| FUEL | 19.00 |
| 730250 | 112.97 |
| SHOP SUPPLIES | 112.97 |
| 730310 | 366.90 |
| UNIFORMS | 366.90 |
| 730390 | 437.80 |
| MEDICAL SUPPLIES | 437.80 |
| 740512 | 9,613.38 |
| PROFESSIONAL SERVICES | 9,613.38 |
| 740622 | 28.00 |
| GAS | 28.00 |
| 740640 | 14,213.91 |
| CONTRACT SERVICES | 14,213.91 |
| 750300 | 1,735.97 |
| CAPITAL OUTLAY-BUILDING | 1,735.97 |
| 750800 | 555.45 |
| MAJOR PROJECTS | 555.45 |
| 9407 | 445,357.80 |
| PARKS - PRECINCT 4 | 445,357.80 |
| 710110 | 228,766.44 |
| SALARY/REGULAR | 228,766.44 |
| 710120 | - |
| SALARY/OTHER | - |
| 710130 | 2,206.10 |
| SALARY/OVERTIME | 2,206.10 |
| 720100 | 17,395.32 |
| SOCIAL SECURITY | 17,395.32 |
| 720110 | 66,215.43 |
| EMPLOYEE INSURANCE | 66,215.43 |
| 720120 | 28,463.43 |
| RETIREMENT | 28,463.43 |
| 720140 | 3,246.82 |
| STATE UNEMPLOYMENT TAX | 3,246.82 |
| 730100 | 267.27 |
| OFFICE SUPPLIES | 267.27 |
| 730140 | 6,463.83 |

| | |
|-------------------------------|------------|
| JANITOR SUPPLIES | 6,463.83 |
| 730220 | 3,900.00 |
| REPLACEMENTS | 3,900.00 |
| 730250 | 10,815.92 |
| SHOP SUPPLIES | 10,815.92 |
| 730260 | 11,935.96 |
| VEHICLE SUPPLIES | 11,935.96 |
| 730310 | 2,339.04 |
| UNIFORMS | 2,339.04 |
| 730350 | 684.85 |
| AGRICULTURE SUPPLIES | 684.85 |
| 740140 | 626.50 |
| VEHICLE MAINTENANCE | 626.50 |
| 740150 | 11,645.62 |
| LANDSCAPE MAINTENANCE | 11,645.62 |
| 740410 | 500.00 |
| TOLLS | 500.00 |
| 740440 | 5,400.00 |
| CONCRETE/CURB REPAIR | 5,400.00 |
| 740512 | 1,583.75 |
| PROFESSIONAL SERVICES | 1,583.75 |
| 740530 | 2,725.38 |
| MOBILE PHONE AND DATA | 2,725.38 |
| 740580 | 75.00 |
| PRINTING | 75.00 |
| 740622 | 968.00 |
| GAS | 968.00 |
| 740640 | 7,066.90 |
| CONTRACT SERVICES | 7,066.90 |
| 740654 | 1,498.32 |
| COMMUNITY BUILDING/VOTING BOX | 1,498.32 |
| 740660 | 675.00 |
| EQUIPMENT RENTAL | 675.00 |
| 740680 | 37.50 |
| MEMBERSHIP/ASSOCIATION DUES | 37.50 |
| 750800 | 29,855.42 |
| MAJOR PROJECTS | 29,855.42 |
| 9309 | 428,016.37 |
| RECYCLE - PRECINCT 3 | 428,016.37 |
| 710110 | 159,728.78 |
| SALARY/REGULAR | 159,728.78 |
| 710130 | 7,526.76 |
| SALARY/OVERTIME | 7,526.76 |
| 710140 | 531.70 |
| SALARY/CELL PHONE ALLOWANCE | 531.70 |
| 720100 | 12,632.79 |
| SOCIAL SECURITY | 12,632.79 |
| 720110 | 37,180.45 |
| EMPLOYEE INSURANCE | 37,180.45 |
| 720120 | 20,587.55 |
| RETIREMENT | 20,587.55 |
| 720140 | 2,257.63 |
| STATE UNEMPLOYMENT TAX | 2,257.63 |
| 730100 | 1,320.11 |
| OFFICE SUPPLIES | 1,320.11 |

| | |
|--------------------------------------|-------------------|
| 730260 | 460.00 |
| VEHICLE SUPPLIES | 460.00 |
| 730310 | 225.32 |
| UNIFORMS | 225.32 |
| 730390 | 558.65 |
| MEDICAL SUPPLIES | 558.65 |
| 740420 | 1,528.27 |
| COURIER SERVICE | 1,528.27 |
| 740512 | 71,683.42 |
| PROFESSIONAL SERVICES | 71,683.42 |
| 740640 | 111,794.94 |
| CONTRACT SERVICES | 111,794.94 |
| 9307 | 207,570.21 |
| PARKS - PRECINCT 3 | 207,570.21 |
| 710110 | 130,081.28 |
| SALARY/REGULAR | 130,081.28 |
| 710130 | 1,401.40 |
| SALARY/OVERTIME | 1,401.40 |
| 710140 | 361.87 |
| SALARY/CELL PHONE ALLOWANCE | 361.87 |
| 720100 | 9,908.83 |
| SOCIAL SECURITY | 9,908.83 |
| 720110 | 31,605.61 |
| EMPLOYEE INSURANCE | 31,605.61 |
| 720120 | 16,119.86 |
| RETIREMENT | 16,119.86 |
| 720140 | 1,808.29 |
| STATE UNEMPLOYMENT TAX | 1,808.29 |
| 730100 | 14,509.68 |
| OFFICE SUPPLIES | 14,509.68 |
| 730250 | 443.62 |
| SHOP SUPPLIES | 443.62 |
| 730390 | 102.65 |
| MEDICAL SUPPLIES | 102.65 |
| 740120 | 510.08 |
| MEDICAL SERVICES | 510.08 |
| 740504 | - |
| ONLINE SERVICES | - |
| 740640 | 717.04 |
| CONTRACT SERVICES | 717.04 |
| 9408 | 168,588.34 |
| COMMUNITY CENTER - PRECINCT 4 | 168,588.34 |
| 710110 | 97,138.08 |
| SALARY/REGULAR | 97,138.08 |
| 710120 | - |
| SALARY/OTHER | - |
| 710130 | 113.98 |
| SALARY/OVERTIME | 113.98 |
| 720100 | 7,370.87 |
| SOCIAL SECURITY | 7,370.87 |
| 720110 | 20,381.33 |
| EMPLOYEE INSURANCE | 20,381.33 |
| 720120 | 11,944.65 |
| RETIREMENT | 11,944.65 |
| 720140 | 1,352.38 |

| | |
|--------------------------------------|------------------|
| STATE UNEMPLOYMENT TAX | 1,352.38 |
| 730100 | 9.98 |
| OFFICE SUPPLIES | 9.98 |
| 730260 | 21.98 |
| VEHICLE SUPPLIES | 21.98 |
| 730300 | 665.15 |
| COMMUNITY AWARENESS SUPPLIES | 665.15 |
| 730310 | 140.00 |
| UNIFORMS | 140.00 |
| 740512 | 322.99 |
| PROFESSIONAL SERVICES | 322.99 |
| 740620 | 13,606.22 |
| ELECTRICITY | 13,606.22 |
| 740624 | 11,118.01 |
| WATER AND SEWER | 11,118.01 |
| 740640 | 3,521.72 |
| CONTRACT SERVICES | 3,521.72 |
| 740654 | 10.00 |
| COMMUNITY BUILDING/VOTING BOX | 10.00 |
| 740660 | 728.52 |
| EQUIPMENT RENTAL | 728.52 |
| 730101 | 142.48 |
| FOOD SUPPLIES | 142.48 |
| 9207 | 88,384.35 |
| PARKS - PRECINCT 2 | 88,384.35 |
| 710110 | 31,480.86 |
| SALARY/REGULAR | 31,480.86 |
| 720100 | 2,243.86 |
| SOCIAL SECURITY | 2,243.86 |
| 720110 | 10,284.33 |
| EMPLOYEE INSURANCE | 10,284.33 |
| 720120 | 3,798.37 |
| RETIREMENT | 3,798.37 |
| 720140 | 482.40 |
| STATE UNEMPLOYMENT TAX | 482.40 |
| 730220 | 1,283.73 |
| REPLACEMENTS | 1,283.73 |
| 740512 | 38,810.80 |
| PROFESSIONAL SERVICES | 38,810.80 |
| 9308 | 47,727.05 |
| COMMUNITY CENTER - PRECINCT 3 | 47,727.05 |
| 710110 | 31,986.70 |
| SALARY/REGULAR | 31,986.70 |
| 710130 | 439.78 |
| SALARY/OVERTIME | 439.78 |
| 710140 | 206.75 |
| SALARY/CELL PHONE ALLOWANCE | 206.75 |
| 720100 | 2,425.82 |
| SOCIAL SECURITY | 2,425.82 |
| 720110 | 5,607.75 |
| EMPLOYEE INSURANCE | 5,607.75 |
| 720120 | 4,004.04 |
| RETIREMENT | 4,004.04 |
| 720140 | 367.75 |
| STATE UNEMPLOYMENT TAX | 367.75 |

| | |
|--------------------------------|------------|
| 730100 | 1,805.76 |
| OFFICE SUPPLIES | 1,805.76 |
| 730390 | 144.70 |
| MEDICAL SUPPLIES | 144.70 |
| 740640 | 738.00 |
| CONTRACT SERVICES | 738.00 |
| 9208 | 29,966.15 |
| COMMUNITY CENTERS - PRECINCT 2 | 29,966.15 |
| 710110 | 2,074.53 |
| SALARY/REGULAR | 2,074.53 |
| 710140 | 3.69 |
| SALARY/CELL PHONE ALLOWANCE | 3.69 |
| 720100 | 163.28 |
| SOCIAL SECURITY | 163.28 |
| 720110 | 524.05 |
| EMPLOYEE INSURANCE | 524.05 |
| 720120 | 255.00 |
| RETIREMENT | 255.00 |
| 740620 | 19,194.02 |
| ELECTRICITY | 19,194.02 |
| 740624 | 7,391.58 |
| WATER AND SEWER | 7,391.58 |
| 740640 | 360.00 |
| CONTRACT SERVICES | 360.00 |
| 9108 | 25,146.95 |
| COMMUNITY CENTERS - PRECINCT 1 | 25,146.95 |
| 740620 | 22,607.07 |
| ELECTRICITY | 22,607.07 |
| 740624 | 2,539.88 |
| WATER AND SEWER | 2,539.88 |
| 9409 | 16,645.61 |
| RECYCLE - PRECINCT 4 | 16,645.61 |
| 740150 | 7,626.50 |
| LANDSCAPE MAINTENANCE | 7,626.50 |
| 740512 | 5,296.39 |
| PROFESSIONAL SERVICES | 5,296.39 |
| 740640 | 3,722.72 |
| CONTRACT SERVICES | 3,722.72 |
| 201 | 11,802.79 |
| WORTHLESS CHECK | 11,802.79 |
| 2800 | 11,802.79 |
| COUNTY ATTORNEY | 11,802.79 |
| 710110 | 7,786.88 |
| SALARY/REGULAR | 7,786.88 |
| 710150 | - |
| SALARY/SPECIAL PAY | - |
| 720100 | 609.27 |
| SOCIAL SECURITY | 609.27 |
| 720110 | 2,279.87 |
| EMPLOYEE INSURANCE | 2,279.87 |
| 720120 | 1,032.19 |
| RETIREMENT | 1,032.19 |
| 720140 | 94.58 |
| STATE UNEMPLOYMENT TAX | 94.58 |
| 202 | 707,868.95 |

| | |
|-----------------------------------|------------|
| FORFEITURES | 707,868.95 |
| 5100 | 233,506.12 |
| DISTRICT ATTORNEY | 233,506.12 |
| 710110 | 4,649.92 |
| SALARY/REGULAR | 4,649.92 |
| 710140 | - |
| SALARY/CELL PHONE ALLOWANCE | - |
| 710150 | 6,299.20 |
| SALARY/SPECIAL PAY | 6,299.20 |
| 720100 | 640.24 |
| SOCIAL SECURITY | 640.24 |
| 720110 | 981.10 |
| EMPLOYEE INSURANCE | 981.10 |
| 720120 | 1,343.47 |
| RETIREMENT | 1,343.47 |
| 720140 | 119.16 |
| STATE UNEMPLOYMENT TAX | 119.16 |
| 730100 | 14,429.42 |
| OFFICE SUPPLIES | 14,429.42 |
| 730270 | 19,618.68 |
| LAW ENFORCEMENT SPECIFIC SUPPLIES | 19,618.68 |
| 740110 | 18,075.00 |
| IT SOFTWARE MAINTENANCE | 18,075.00 |
| 740140 | 2,500.00 |
| VEHICLE MAINTENANCE | 2,500.00 |
| 740230 | 139.50 |
| LITIGATION EXPENSES | 139.50 |
| 740510 | 6,720.00 |
| PROFESSIONAL DEVELOPMENT | 6,720.00 |
| 740530 | 151.96 |
| MOBILE PHONE AND DATA | 151.96 |
| 740570 | 2,500.00 |
| ADVERTISING | 2,500.00 |
| 740680 | 7,356.67 |
| MEMBERSHIP/ASSOCIATION DUES | 7,356.67 |
| 750600 | 147,196.18 |
| CAPITAL OUTLAY-VEHICLES | 147,196.18 |
| 730101 | 729.62 |
| FOOD SUPPLIES | 729.62 |
| 740450 | 56.00 |
| SERVICE/CITATIONS | 56.00 |
| 6000 | 256,056.07 |
| SHERIFF | 256,056.07 |
| 730100 | 14,085.02 |
| OFFICE SUPPLIES | 14,085.02 |
| 730270 | 151,526.73 |
| LAW ENFORCEMENT SPECIFIC SUPPLIES | 151,526.73 |
| 730280 | 3,787.26 |
| CANINE EXPENSES | 3,787.26 |
| 730370 | 3.95 |
| PERIODICALS | 3.95 |
| 740140 | 1,880.00 |
| VEHICLE MAINTENANCE | 1,880.00 |
| 740512 | 54,527.53 |
| PROFESSIONAL SERVICES | 54,527.53 |

| | |
|-----------------------------------|------------|
| 740540 | 1,456.63 |
| TRAVEL EXPENSE | 1,456.63 |
| 740640 | 18,575.00 |
| CONTRACT SERVICES | 18,575.00 |
| 740656 | 4,510.00 |
| RENT AND LEASES | 4,510.00 |
| 740680 | 5,000.00 |
| MEMBERSHIP/ASSOCIATION DUES | 5,000.00 |
| 730101 | 703.95 |
| FOOD SUPPLIES | 703.95 |
| 6200 | 142,180.68 |
| SHERIFF CID | 142,180.68 |
| 730270 | 142,180.68 |
| LAW ENFORCEMENT SPECIFIC SUPPLIES | 142,180.68 |
| 7200 | 5,886.00 |
| CONSTABLE PRECINCT 2 | 5,886.00 |
| 730100 | 2,040.00 |
| OFFICE SUPPLIES | 2,040.00 |
| 730270 | 1,846.00 |
| LAW ENFORCEMENT SPECIFIC SUPPLIES | 1,846.00 |
| 730340 | 2,000.00 |
| BUY MONEY SUPPLY | 2,000.00 |
| 750600 | - |
| CAPITAL OUTLAY-VEHICLES | - |
| 7300 | 751.50 |
| CONSTABLE PRECINCT 3 | 751.50 |
| 740510 | (495.03) |
| PROFESSIONAL DEVELOPMENT | (495.03) |
| 740640 | 1,246.53 |
| CONTRACT SERVICES | 1,246.53 |
| 7400 | 8,129.82 |
| CONSTABLE PRECINCT 4 | 8,129.82 |
| 730160 | - |
| CLOTHING | - |
| 730260 | 2.00 |
| VEHICLE SUPPLIES | 2.00 |
| 730270 | 899.00 |
| LAW ENFORCEMENT SPECIFIC SUPPLIES | 899.00 |
| 730280 | 55.00 |
| CANINE EXPENSES | 55.00 |
| 730340 | 2,000.00 |
| BUY MONEY SUPPLY | 2,000.00 |
| 740140 | 601.50 |
| VEHICLE MAINTENANCE | 601.50 |
| 740510 | 35.00 |
| PROFESSIONAL DEVELOPMENT | 35.00 |
| 740640 | 450.33 |
| CONTRACT SERVICES | 450.33 |
| 740656 | 780.00 |
| RENT AND LEASES | 780.00 |
| 750600 | 3,086.99 |
| CAPITAL OUTLAY-VEHICLES | 3,086.99 |
| 730101 | 220.00 |
| FOOD SUPPLIES | 220.00 |
| 7500 | 61,358.76 |

| | |
|--|--------------|
| CONSTABLE PRECINCT 5 | 61,358.76 |
| 730270 | 50,530.60 |
| LAW ENFORCEMENT SPECIFIC SUPPLIES | 50,530.60 |
| 740510 | 6,040.00 |
| PROFESSIONAL DEVELOPMENT | 6,040.00 |
| 740540 | 550.00 |
| TRAVEL EXPENSE | 550.00 |
| 740560 | 2,200.00 |
| TRANSPORTATION | 2,200.00 |
| 740656 | 2,038.16 |
| RENT AND LEASES | 2,038.16 |
| 203 | 1,002,071.83 |
| JAIL COMMISSARY | 1,002,071.83 |
| 6602 | 1,002,071.83 |
| SHERIFF COMMISSARY | 1,002,071.83 |
| 710110 | 60,024.30 |
| SALARY/REGULAR | 60,024.30 |
| 710150 | 240.00 |
| SALARY/SPECIAL PAY | 240.00 |
| 720100 | 4,539.12 |
| SOCIAL SECURITY | 4,539.12 |
| 720110 | 14,364.26 |
| EMPLOYEE INSURANCE | 14,364.26 |
| 720120 | 7,394.40 |
| RETIREMENT | 7,394.40 |
| 720130 | 995.83 |
| WORKERS COMPENSATION | 995.83 |
| 720140 | 884.30 |
| STATE UNEMPLOYMENT TAX | 884.30 |
| 730100 | 252.00 |
| OFFICE SUPPLIES | 252.00 |
| 730120 | 3,833.45 |
| BOOK SUPPLEMENTS | 3,833.45 |
| 730140 | 46,703.71 |
| JANITOR SUPPLIES | 46,703.71 |
| 730150 | 149,776.02 |
| INMATE SUPPLIES | 149,776.02 |
| 730220 | 180,171.09 |
| REPLACEMENTS | 180,171.09 |
| 730260 | 200.00 |
| VEHICLE SUPPLIES | 200.00 |
| 730320 | 17,015.16 |
| IT HARDWARE | 17,015.16 |
| 730330 | 172,393.69 |
| IT SOFTWARE | 172,393.69 |
| 730332 | 750.00 |
| TELEPHONE-REPAIRS/REPLACEMENT-RESTRICTED | 750.00 |
| 730370 | 17,412.50 |
| PERIODICALS | 17,412.50 |
| 740504 | 13,234.77 |
| ONLINE SERVICES | 13,234.77 |
| 740512 | 234,928.71 |
| PROFESSIONAL SERVICES | 234,928.71 |
| 740640 | 5,093.99 |
| CONTRACT SERVICES | 5,093.99 |

| | |
|--|---------------------|
| 740750 | 68,793.94 |
| REMODEL | 68,793.94 |
| 730101 | 3,070.59 |
| FOOD SUPPLIES | 3,070.59 |
| 204 | 130,130.63 |
| LAW LIBRARY | 130,130.63 |
| 3260 | 121,458.31 |
| LAW LIBRARY | 121,458.31 |
| 710110 | 59,172.19 |
| SALARY/REGULAR | 59,172.19 |
| 720100 | 4,411.45 |
| SOCIAL SECURITY | 4,411.45 |
| 720110 | 11,215.50 |
| EMPLOYEE INSURANCE | 11,215.50 |
| 720120 | 7,260.48 |
| RETIREMENT | 7,260.48 |
| 720140 | 779.54 |
| STATE UNEMPLOYMENT TAX | 779.54 |
| 730100 | 1,444.07 |
| OFFICE SUPPLIES | 1,444.07 |
| 730120 | 2,413.49 |
| BOOK SUPPLEMENTS | 2,413.49 |
| 740504 | 29,788.39 |
| ONLINE SERVICES | 29,788.39 |
| 740660 | 4,970.71 |
| EQUIPMENT RENTAL | 4,970.71 |
| 740260 | 2.49 |
| INTEREST ON CREDIT CARDS | 2.49 |
| 8100 | 8,672.32 |
| COURT OPERATIONS | 8,672.32 |
| 730120 | 707.80 |
| BOOK SUPPLEMENTS | 707.80 |
| 740504 | 7,964.52 |
| ONLINE SERVICES | 7,964.52 |
| 205 | 10,552.97 |
| PRE-TRIAL DIVERSION | 10,552.97 |
| 5100 | 10,552.97 |
| DISTRICT ATTORNEY | 10,552.97 |
| 710110 | 6,062.25 |
| SALARY/REGULAR | 6,062.25 |
| 720100 | 513.98 |
| SOCIAL SECURITY | 513.98 |
| 720110 | 800.24 |
| EMPLOYEE INSURANCE | 800.24 |
| 720120 | 842.02 |
| RETIREMENT | 842.02 |
| 720140 | 109.80 |
| STATE UNEMPLOYMENT TAX | 109.80 |
| 740660 | 2,224.68 |
| EQUIPMENT RENTAL | 2,224.68 |
| 206 | 2,873,562.32 |
| COUNTY CLERK RECORDS MGMT & PRESERVATION | 2,873,562.32 |
| 1206 | 35,095.21 |
| COUNTY CLERK RECORDS MANAGEMENT/PRESERVATION | 35,095.21 |
| 730100 | 6,310.96 |

| | |
|-----------------------------|--------------|
| OFFICE SUPPLIES | 6,310.96 |
| 740504 | 216.00 |
| ONLINE SERVICES | 216.00 |
| 740512 | 21,930.77 |
| PROFESSIONAL SERVICES | 21,930.77 |
| 740530 | 531.86 |
| MOBILE PHONE AND DATA | 531.86 |
| 740640 | 18.00 |
| CONTRACT SERVICES | 18.00 |
| 740656 | 6,037.62 |
| RENT AND LEASES | 6,037.62 |
| 740680 | 50.00 |
| MEMBERSHIP/ASSOCIATION DUES | 50.00 |
| 2300 | 2,838,467.11 |
| COUNTY CLERK | 2,838,467.11 |
| 710110 | 100,074.16 |
| SALARY/REGULAR | 100,074.16 |
| 710130 | 461.30 |
| SALARY/OVERTIME | 461.30 |
| 720100 | 7,574.06 |
| SOCIAL SECURITY | 7,574.06 |
| 720110 | 22,431.00 |
| EMPLOYEE INSURANCE | 22,431.00 |
| 720120 | 12,335.69 |
| RETIREMENT | 12,335.69 |
| 720140 | 1,331.39 |
| STATE UNEMPLOYMENT TAX | 1,331.39 |
| 740504 | 162.00 |
| ONLINE SERVICES | 162.00 |
| 740512 | 24,054.53 |
| PROFESSIONAL SERVICES | 24,054.53 |
| 740530 | 75.98 |
| MOBILE PHONE AND DATA | 75.98 |
| 750300 | 2,666,535.75 |
| CAPITAL OUTLAY-BUILDING | 2,666,535.75 |
| 750800 | 3,431.25 |
| MAJOR PROJECTS | 3,431.25 |
| 207 | 281,556.73 |
| COUNTY RECORDS MANAGEMENT | 281,556.73 |
| 6404 | 281,556.73 |
| WARRANTS | 281,556.73 |
| 710110 | 182,168.74 |
| SALARY/REGULAR | 182,168.74 |
| 710150 | 30.00 |
| SALARY/SPECIAL PAY | 30.00 |
| 720100 | 13,836.09 |
| SOCIAL SECURITY | 13,836.09 |
| 720110 | 55,553.25 |
| EMPLOYEE INSURANCE | 55,553.25 |
| 720120 | 22,359.28 |
| RETIREMENT | 22,359.28 |
| 720140 | 2,782.18 |
| STATE UNEMPLOYMENT TAX | 2,782.18 |
| 730100 | 1,925.65 |
| OFFICE SUPPLIES | 1,925.65 |

| | |
|--|------------------|
| 740530 | 380.10 |
| MOBILE PHONE AND DATA | 380.10 |
| 740660 | 2,521.44 |
| EQUIPMENT RENTAL | 2,521.44 |
| 208 | 1,444.58 |
| DISTRICT CLERK RECORDS MGMT & PRESERVATION | 1,444.58 |
| 2700 | 1,444.58 |
| DISTRICT CLERK | 1,444.58 |
| 730100 | 386.08 |
| OFFICE SUPPLIES | 386.08 |
| 740640 | 1,058.50 |
| CONTRACT SERVICES | 1,058.50 |
| 209 | 2,308.17 |
| DISTRICT CLERK RECORDS PRESERVATION | 2,308.17 |
| 2700 | 2,308.17 |
| DISTRICT CLERK | 2,308.17 |
| 730100 | 2,308.17 |
| OFFICE SUPPLIES | 2,308.17 |
| 211 | 9,972.42 |
| COUNTY AND DISTRICT COURT TECHNOLOGY | 9,972.42 |
| 8107 | 6,223.04 |
| COURT TECHNOLOGY COUNTY/DISTRICT | 6,223.04 |
| 730100 | 2,290.46 |
| OFFICE SUPPLIES | 2,290.46 |
| 730380 | 2,861.57 |
| AUDIO/VISUAL SUPPLIES | 2,861.57 |
| 740530 | 976.08 |
| MOBILE PHONE AND DATA | 976.08 |
| 740660 | 94.93 |
| EQUIPMENT RENTAL | 94.93 |
| 1211 | 3,749.38 |
| COUNTY & DISTRICT COURT TECHNOLOGY | 3,749.38 |
| 730100 | 3,723.48 |
| OFFICE SUPPLIES | 3,723.48 |
| 740530 | 25.90 |
| MOBILE PHONE AND DATA | 25.90 |
| 212 | 43,500.16 |
| COURT GUARDIANSHIP | 43,500.16 |
| 8105 | 43,500.16 |
| COURT GUARDIANSHIP | 43,500.16 |
| 740230 | 42.90 |
| LITIGATION EXPENSES | 42.90 |
| 740270 | 36,250.16 |
| APPOINTED ATTORNEY | 36,250.16 |
| 740290 | 2,099.60 |
| OTHER LITIGATION-APPOINTED ATTORNEY | 2,099.60 |
| 740310 | 5,107.50 |
| APPOINTED ATTORNEY-CIVIL | 5,107.50 |
| 213 | 20,685.30 |
| COURT REPORTER SERVICE | 20,685.30 |
| 8106 | 20,685.30 |
| COURT REPORTER | 20,685.30 |
| 730100 | 298.55 |
| OFFICE SUPPLIES | 298.55 |
| 730330 | 599.00 |

| | |
|---|-------------------|
| IT SOFTWARE | 599.00 |
| 740510 | 824.00 |
| PROFESSIONAL DEVELOPMENT | 824.00 |
| 740512 | 18,535.95 |
| PROFESSIONAL SERVICES | 18,535.95 |
| 740540 | 427.80 |
| TRAVEL EXPENSE | 427.80 |
| 214 | 142,697.13 |
| COURTHOUSE SECURITY - COUNTY/DISTRICT COURT | 142,697.13 |
| 6101 | 142,697.13 |
| SHERIFF COURTHOUSE SECURITY | 142,697.13 |
| 740530 | 6,864.53 |
| MOBILE PHONE AND DATA | 6,864.53 |
| 740640 | 134,343.02 |
| CONTRACT SERVICES | 134,343.02 |
| 740660 | 1,489.58 |
| EQUIPMENT RENTAL | 1,489.58 |
| 216 | 163,832.04 |
| JUSTICE COURT TECHNOLOGY | 163,832.04 |
| 8591 | 163,832.04 |
| JP JUSTICE COURT TECHNOLOGY | 163,832.04 |
| 730100 | 17,132.11 |
| OFFICE SUPPLIES | 17,132.11 |
| 740110 | 32,231.00 |
| IT SOFTWARE MAINTENANCE | 32,231.00 |
| 740512 | 109,606.84 |
| PROFESSIONAL SERVICES | 109,606.84 |
| 740530 | 3,368.02 |
| MOBILE PHONE AND DATA | 3,368.02 |
| 740640 | 1,494.07 |
| CONTRACT SERVICES | 1,494.07 |
| 217 | 135,801.61 |
| JUVENILE CASE MANAGER | 135,801.61 |
| 8592 | 135,801.61 |
| JP JUVENILE CASE MANAGER | 135,801.61 |
| 710110 | 89,920.37 |
| SALARY/REGULAR | 89,920.37 |
| 710130 | 771.92 |
| SALARY/OVERTIME | 771.92 |
| 720100 | 6,724.01 |
| SOCIAL SECURITY | 6,724.01 |
| 720110 | 25,946.01 |
| EMPLOYEE INSURANCE | 25,946.01 |
| 720120 | 11,127.98 |
| RETIREMENT | 11,127.98 |
| 720140 | 1,311.32 |
| STATE UNEMPLOYMENT TAX | 1,311.32 |
| 218 | 390.50 |
| CC VITAL RECORDS PRESERVATION | 390.50 |
| 2300 | 351.45 |
| COUNTY CLERK | 351.45 |
| 740512 | 351.45 |
| PROFESSIONAL SERVICES | 351.45 |
| 1218 | 39.05 |
| CC VITAL RECORD PRESERVATION | 39.05 |

| | |
|--------------------------------|---------------|
| 740512 | 39.05 |
| PROFESSIONAL SERVICES | 39.05 |
| 219 | 1,128,303.13 |
| CONTRACT ELECTION SERVICE | 1,128,303.13 |
| 2502 | 187,679.80 |
| CONTRACT ELECTION DIRECT PAID | 187,679.80 |
| 710120 | 168,390.69 |
| SALARY/OTHER | 168,390.69 |
| 730100 | 5,996.58 |
| OFFICE SUPPLIES | 5,996.58 |
| 740120 | 175.00 |
| MEDICAL SERVICES | 175.00 |
| 740580 | 433.71 |
| PRINTING | 433.71 |
| 730101 | 12,683.82 |
| FOOD SUPPLIES | 12,683.82 |
| 2503 | 940,623.33 |
| CONTRACT ELECTION MOCO PAYABLE | 940,623.33 |
| 710110 | 117,849.21 |
| SALARY/REGULAR | 117,849.21 |
| 710130 | 27,434.53 |
| SALARY/OVERTIME | 27,434.53 |
| 720100 | 10,909.38 |
| SOCIAL SECURITY | 10,909.38 |
| 720110 | 26,491.79 |
| EMPLOYEE INSURANCE | 26,491.79 |
| 720120 | 15,180.02 |
| RETIREMENT | 15,180.02 |
| 720140 | 1,686.38 |
| STATE UNEMPLOYMENT TAX | 1,686.38 |
| 730100 | 8,334.60 |
| OFFICE SUPPLIES | 8,334.60 |
| 730250 | 2,581.42 |
| SHOP SUPPLIES | 2,581.42 |
| 730320 | 582,757.00 |
| IT HARDWARE | 582,757.00 |
| 730330 | 7,088.00 |
| IT SOFTWARE | 7,088.00 |
| 740510 | 2,659.00 |
| PROFESSIONAL DEVELOPMENT | 2,659.00 |
| 740512 | 125,424.44 |
| PROFESSIONAL SERVICES | 125,424.44 |
| 740530 | 2,798.12 |
| MOBILE PHONE AND DATA | 2,798.12 |
| 740540 | 662.74 |
| TRAVEL EXPENSE | 662.74 |
| 740580 | 8,766.70 |
| PRINTING | 8,766.70 |
| 220 | 54,940,796.75 |
| GRANTS | 54,940,796.75 |
| 2000 | 32,117,917.15 |
| COUNTY JUDGE | 32,117,917.15 |
| 710110 | 21,244.26 |
| SALARY/REGULAR | 21,244.26 |
| 710130 | 84,621.14 |

| | |
|---|---------------|
| SALARY/OVERTIME | 84,621.14 |
| 720100 | 8,092.82 |
| SOCIAL SECURITY | 8,092.82 |
| 720110 | 6,421.12 |
| EMPLOYEE INSURANCE | 6,421.12 |
| 720120 | 10,454.96 |
| RETIREMENT | 10,454.96 |
| 720140 | 233.65 |
| STATE UNEMPLOYMENT TAX | 233.65 |
| 730250 | 106.75 |
| SHOP SUPPLIES | 106.75 |
| 730320 | 28,526.93 |
| IT HARDWARE | 28,526.93 |
| 730390 | 4,213.00 |
| MEDICAL SUPPLIES | 4,213.00 |
| 740540 | 661.25 |
| TRAVEL EXPENSE | 661.25 |
| 740640 | 31,805,021.56 |
| CONTRACT SERVICES | 31,805,021.56 |
| 740694 | 9,109.25 |
| FOOD SERVICE | 9,109.25 |
| 750400 | 139,210.46 |
| CAPITAL OUTLAY-FURNITURE FIXTURES AND EQUIPMENT | 139,210.46 |
| 2500 | 251,796.50 |
| ELECTIONS ADMINISTRATOR | 251,796.50 |
| 710110 | 90,756.40 |
| SALARY/REGULAR | 90,756.40 |
| 710120 | 42,354.00 |
| SALARY/OTHER | 42,354.00 |
| 710130 | 84,928.29 |
| SALARY/OVERTIME | 84,928.29 |
| 720100 | 13,395.55 |
| SOCIAL SECURITY | 13,395.55 |
| 720120 | 12,983.46 |
| RETIREMENT | 12,983.46 |
| 730140 | 547.40 |
| JANITOR SUPPLIES | 547.40 |
| 740580 | 1,233.00 |
| PRINTING | 1,233.00 |
| 740656 | 5,598.40 |
| RENT AND LEASES | 5,598.40 |
| 2600 | 1,968,328.74 |
| INFORMATION TECHNOLOGY | 1,968,328.74 |
| 730320 | 1,968,328.74 |
| IT HARDWARE | 1,968,328.74 |
| 2800 | 9,567,794.76 |
| COUNTY ATTORNEY | 9,567,794.76 |
| 710110 | - |
| SALARY/REGULAR | - |
| 710140 | - |
| SALARY/CELL PHONE ALLOWANCE | - |
| 720100 | - |
| SOCIAL SECURITY | - |
| 720110 | - |
| EMPLOYEE INSURANCE | - |

| | |
|-----------------------------------|--------------|
| 720120 | - |
| RETIREMENT | - |
| 720140 | - |
| STATE UNEMPLOYMENT TAX | - |
| 740512 | 9,055,774.80 |
| PROFESSIONAL SERVICES | 9,055,774.80 |
| 740530 | 7,264.32 |
| MOBILE PHONE AND DATA | 7,264.32 |
| 750300 | 504,755.64 |
| CAPITAL OUTLAY-BUILDING | 504,755.64 |
| 740627 | - |
| TELEPHONE-RESTRICTED | - |
| 3000 | 2,167.61 |
| BUILDING CUSTODIAL SERVICES | 2,167.61 |
| 710110 | 883.70 |
| SALARY/REGULAR | 883.70 |
| 710130 | 949.31 |
| SALARY/OVERTIME | 949.31 |
| 720100 | 109.72 |
| SOCIAL SECURITY | 109.72 |
| 720120 | 224.88 |
| RETIREMENT | 224.88 |
| 3200 | 12,551.05 |
| OTHER | 12,551.05 |
| 740640 | 12,551.05 |
| CONTRACT SERVICES | 12,551.05 |
| 4100 | 7,250.76 |
| ANIMAL SERVICES | 7,250.76 |
| 730100 | 4,709.78 |
| OFFICE SUPPLIES | 4,709.78 |
| 740140 | 2,540.98 |
| VEHICLE MAINTENANCE | 2,540.98 |
| 4200 | 1,737.37 |
| FORENSIC SERVICES | 1,737.37 |
| 710110 | 1,451.43 |
| SALARY/REGULAR | 1,451.43 |
| 720100 | 107.86 |
| SOCIAL SECURITY | 107.86 |
| 720120 | 178.08 |
| RETIREMENT | 178.08 |
| 4300 | 2,588,504.04 |
| MCCD-COUNTY APPROPRIATIONS (CDBG) | 2,588,504.04 |
| 710100 | 57,219.48 |
| SALARY/OFFICIAL-DEPARTMENT HEAD | 57,219.48 |
| 710110 | 139,654.51 |
| SALARY/REGULAR | 139,654.51 |
| 710130 | 105.45 |
| SALARY/OVERTIME | 105.45 |
| 710140 | 445.24 |
| SALARY/CELL PHONE ALLOWANCE | 445.24 |
| 720100 | 14,696.97 |
| SOCIAL SECURITY | 14,696.97 |
| 720110 | 32,257.00 |
| EMPLOYEE INSURANCE | 32,257.00 |
| 720120 | 24,217.58 |

| | |
|--------------------------|--------------|
| RETIREMENT | 24,217.58 |
| 720140 | 1,942.29 |
| STATE UNEMPLOYMENT TAX | 1,942.29 |
| 730100 | 2,093.00 |
| OFFICE SUPPLIES | 2,093.00 |
| 730110 | 4,375.18 |
| POSTAGE | 4,375.18 |
| 740510 | - |
| PROFESSIONAL DEVELOPMENT | - |
| 740512 | 1,305,839.15 |
| PROFESSIONAL SERVICES | 1,305,839.15 |
| 740530 | 180.80 |
| MOBILE PHONE AND DATA | 180.80 |
| 740540 | 241.36 |
| TRAVEL EXPENSE | 241.36 |
| 740570 | 3,356.55 |
| ADVERTISING | 3,356.55 |
| 740580 | 2,511.00 |
| PRINTING | 2,511.00 |
| 740640 | 956,339.97 |
| CONTRACT SERVICES | 956,339.97 |
| 740660 | 2,068.57 |
| EQUIPMENT RENTAL | 2,068.57 |
| 740750 | 36,447.49 |
| REMODEL | 36,447.49 |
| 740820 | 216.00 |
| DEMOLITION | 216.00 |
| 750800 | 2,421.45 |
| MAJOR PROJECTS | 2,421.45 |
| 740100 | 1,875.00 |
| IT HARDWARE MAINTENANCE | 1,875.00 |
| 4900 | 10,080.25 |
| RECYCLE CENTERS | 10,080.25 |
| 750800 | 10,080.25 |
| MAJOR PROJECTS | 10,080.25 |
| 5000 | 32,582.09 |
| AIRPORT | 32,582.09 |
| 750800 | 32,582.09 |
| MAJOR PROJECTS | 32,582.09 |
| 5100 | 193,550.85 |
| DISTRICT ATTORNEY | 193,550.85 |
| 710110 | 74,000.63 |
| SALARY/REGULAR | 74,000.63 |
| 710130 | 43,829.40 |
| SALARY/OVERTIME | 43,829.40 |
| 710150 | 11,841.60 |
| SALARY/SPECIAL PAY | 11,841.60 |
| 720100 | 9,428.99 |
| SOCIAL SECURITY | 9,428.99 |
| 720110 | 18,317.08 |
| EMPLOYEE INSURANCE | 18,317.08 |
| 720120 | 16,289.78 |
| RETIREMENT | 16,289.78 |
| 720130 | 1,304.01 |
| WORKERS COMPENSATION | 1,304.01 |

| | |
|--|--------------|
| 720140 | 775.61 |
| STATE UNEMPLOYMENT TAX | 775.61 |
| 740640 | 17,763.75 |
| CONTRACT SERVICES | 17,763.75 |
| 5200 | 6,302,300.65 |
| OFFICE OF HOMELAND SECURITY & EMERGENCY MANAGEMENT | 6,302,300.65 |
| 710110 | 66,363.36 |
| SALARY/REGULAR | 66,363.36 |
| 710130 | 801.11 |
| SALARY/OVERTIME | 801.11 |
| 720100 | 4,996.80 |
| SOCIAL SECURITY | 4,996.80 |
| 720110 | 17,945.07 |
| EMPLOYEE INSURANCE | 17,945.07 |
| 720120 | 8,241.08 |
| RETIREMENT | 8,241.08 |
| 720130 | 237.34 |
| WORKERS COMPENSATION | 237.34 |
| 720140 | 826.78 |
| STATE UNEMPLOYMENT TAX | 826.78 |
| 730100 | 47,008.22 |
| OFFICE SUPPLIES | 47,008.22 |
| 730140 | 68,902.41 |
| JANITOR SUPPLIES | 68,902.41 |
| 730220 | 55,530.56 |
| REPLACEMENTS | 55,530.56 |
| 730240 | 422.36 |
| FUEL | 422.36 |
| 730250 | 112,339.56 |
| SHOP SUPPLIES | 112,339.56 |
| 730260 | 14,648.98 |
| VEHICLE SUPPLIES | 14,648.98 |
| 730270 | 50,216.60 |
| LAW ENFORCEMENT SPECIFIC SUPPLIES | 50,216.60 |
| 730300 | 3,031.00 |
| COMMUNITY AWARENESS SUPPLIES | 3,031.00 |
| 730320 | 36,867.99 |
| IT HARDWARE | 36,867.99 |
| 730330 | 47,900.00 |
| IT SOFTWARE | 47,900.00 |
| 730380 | 493,364.59 |
| AUDIO/VISUAL SUPPLIES | 493,364.59 |
| 730390 | 1,729,866.55 |
| MEDICAL SUPPLIES | 1,729,866.55 |
| 740110 | 13,347.00 |
| IT SOFTWARE MAINTENANCE | 13,347.00 |
| 740140 | 6,993.57 |
| VEHICLE MAINTENANCE | 6,993.57 |
| 740510 | 675.00 |
| PROFESSIONAL DEVELOPMENT | 675.00 |
| 740512 | 988,427.38 |
| PROFESSIONAL SERVICES | 988,427.38 |
| 740530 | 4,439.61 |
| MOBILE PHONE AND DATA | 4,439.61 |
| 740540 | 7,446.26 |

| | |
|---|--------------|
| TRAVEL EXPENSE | 7,446.26 |
| 740640 | 332,022.78 |
| CONTRACT SERVICES | 332,022.78 |
| 740656 | 116,500.00 |
| RENT AND LEASES | 116,500.00 |
| 740660 | 408,779.98 |
| EQUIPMENT RENTAL | 408,779.98 |
| 740694 | - |
| FOOD SERVICE | - |
| 740820 | 135,211.70 |
| DEMOLITION | 135,211.70 |
| 740970 | 16,744.70 |
| FREIGHT AND HANDLING | 16,744.70 |
| 750300 | 319,127.50 |
| CAPITAL OUTLAY-BUILDING | 319,127.50 |
| 750400 | 1,067,228.44 |
| CAPITAL OUTLAY-FURNITURE FIXTURES AND EQUIPMENT | 1,067,228.44 |
| 750600 | 112,707.94 |
| CAPITAL OUTLAY-VEHICLES | 112,707.94 |
| 730101 | 13,138.43 |
| FOOD SUPPLIES | 13,138.43 |
| 5400 | 879,812.78 |
| JUVENILE PROBATION-ADMINISTRATIVE | 879,812.78 |
| 710110 | 359,950.14 |
| SALARY/REGULAR | 359,950.14 |
| 710130 | 355.10 |
| SALARY/OVERTIME | 355.10 |
| 710140 | 169.83 |
| SALARY/CELL PHONE ALLOWANCE | 169.83 |
| 720100 | 27,000.98 |
| SOCIAL SECURITY | 27,000.98 |
| 720110 | 91,251.56 |
| EMPLOYEE INSURANCE | 91,251.56 |
| 720120 | 44,223.79 |
| RETIREMENT | 44,223.79 |
| 720140 | 4,925.03 |
| STATE UNEMPLOYMENT TAX | 4,925.03 |
| 730100 | 10,555.73 |
| OFFICE SUPPLIES | 10,555.73 |
| 730240 | 1,000.29 |
| FUEL | 1,000.29 |
| 730260 | 21.80 |
| VEHICLE SUPPLIES | 21.80 |
| 730390 | 2,627.32 |
| MEDICAL SUPPLIES | 2,627.32 |
| 740510 | 2,165.98 |
| PROFESSIONAL DEVELOPMENT | 2,165.98 |
| 740512 | 20,550.00 |
| PROFESSIONAL SERVICES | 20,550.00 |
| 740516 | 16,211.05 |
| PROFESSIONAL SERVICES-URINALYSIS | 16,211.05 |
| 740518 | 9,500.00 |
| PROFESSIONAL SERVICES-POLYGRAPH | 9,500.00 |
| 740530 | 6,022.42 |
| MOBILE PHONE AND DATA | 6,022.42 |

| | |
|---|------------|
| 740540 | 6,782.58 |
| TRAVEL EXPENSE | 6,782.58 |
| 740660 | 172.80 |
| EQUIPMENT RENTAL | 172.80 |
| 740790 | 10,935.51 |
| ELECTRONIC MONITORING | 10,935.51 |
| 740800 | 123,753.94 |
| PURCHASED RESIDENTIAL SERVICE-INTERNAL CONT | 123,753.94 |
| 740810 | 141,636.93 |
| PURCHASED RESIDENTIAL SERVICE-EXTERNAL CONT | 141,636.93 |
| 5401 | 249,010.12 |
| JUVENILE PROBATION-DETENTION | 249,010.12 |
| 710110 | 67,032.61 |
| SALARY/REGULAR | 67,032.61 |
| 720100 | 5,038.45 |
| SOCIAL SECURITY | 5,038.45 |
| 720110 | 17,692.15 |
| EMPLOYEE INSURANCE | 17,692.15 |
| 720120 | 8,224.81 |
| RETIREMENT | 8,224.81 |
| 720140 | 795.08 |
| STATE UNEMPLOYMENT TAX | 795.08 |
| 730100 | 1,165.26 |
| OFFICE SUPPLIES | 1,165.26 |
| 740512 | 82,741.57 |
| PROFESSIONAL SERVICES | 82,741.57 |
| 740694 | 26,523.60 |
| FOOD SERVICE | 26,523.60 |
| 740800 | 12,059.09 |
| PURCHASED RESIDENTIAL SERVICE-INTERNAL CONT | 12,059.09 |
| 740810 | 27,737.50 |
| PURCHASED RESIDENTIAL SERVICE-EXTERNAL CONT | 27,737.50 |
| 6000 | 14,700.00 |
| SHERIFF | 14,700.00 |
| 730390 | 14,700.00 |
| MEDICAL SUPPLIES | 14,700.00 |
| 6200 | 159,807.13 |
| SHERIFF CID | 159,807.13 |
| 710110 | 21,763.85 |
| SALARY/REGULAR | 21,763.85 |
| 720100 | 1,666.17 |
| SOCIAL SECURITY | 1,666.17 |
| 720110 | 5,607.75 |
| EMPLOYEE INSURANCE | 5,607.75 |
| 720120 | 2,670.42 |
| RETIREMENT | 2,670.42 |
| 720130 | 86.71 |
| WORKERS COMPENSATION | 86.71 |
| 720140 | 288.51 |
| STATE UNEMPLOYMENT TAX | 288.51 |
| 730100 | 558.72 |
| OFFICE SUPPLIES | 558.72 |
| 730270 | 41,915.00 |
| LAW ENFORCEMENT SPECIFIC SUPPLIES | 41,915.00 |
| 750600 | 85,250.00 |

| | |
|-----------------------------------|------------|
| CAPITAL OUTLAY-VEHICLES | 85,250.00 |
| 6202 | 40,578.53 |
| SHERIFF ORGANIZED CRIME | 40,578.53 |
| 710110 | 203.11 |
| SALARY/REGULAR | 203.11 |
| 710130 | 20,906.73 |
| SALARY/OVERTIME | 20,906.73 |
| 720100 | 1,572.42 |
| SOCIAL SECURITY | 1,572.42 |
| 720110 | - |
| EMPLOYEE INSURANCE | - |
| 720120 | 2,590.19 |
| RETIREMENT | 2,590.19 |
| 730100 | 1,556.10 |
| OFFICE SUPPLIES | 1,556.10 |
| 730270 | 8,781.86 |
| LAW ENFORCEMENT SPECIFIC SUPPLIES | 8,781.86 |
| 740540 | 368.12 |
| TRAVEL EXPENSE | 368.12 |
| 740660 | 4,600.00 |
| EQUIPMENT RENTAL | 4,600.00 |
| 6300 | 37,077.06 |
| SHERIFF PATROL | 37,077.06 |
| 710130 | 30,411.33 |
| SALARY/OVERTIME | 30,411.33 |
| 720100 | 2,165.54 |
| SOCIAL SECURITY | 2,165.54 |
| 720120 | 3,711.31 |
| RETIREMENT | 3,711.31 |
| 720130 | 788.88 |
| WORKERS COMPENSATION | 788.88 |
| 6301 | 17,194.61 |
| SHERIFF PATROL EAST | 17,194.61 |
| 710130 | 14,332.49 |
| SALARY/OVERTIME | 14,332.49 |
| 720100 | 1,147.07 |
| SOCIAL SECURITY | 1,147.07 |
| 720120 | 1,715.05 |
| RETIREMENT | 1,715.05 |
| 6302 | 283,638.51 |
| SHERIFF PATROL WEST | 283,638.51 |
| 710110 | 102,840.04 |
| SALARY/REGULAR | 102,840.04 |
| 710130 | 5,335.11 |
| SALARY/OVERTIME | 5,335.11 |
| 720100 | 8,237.30 |
| SOCIAL SECURITY | 8,237.30 |
| 720110 | 17,532.25 |
| EMPLOYEE INSURANCE | 17,532.25 |
| 720120 | 13,272.95 |
| RETIREMENT | 13,272.95 |
| 720130 | 1,541.87 |
| WORKERS COMPENSATION | 1,541.87 |
| 720140 | 782.67 |
| STATE UNEMPLOYMENT TAX | 782.67 |

| | |
|-----------------------------------|------------|
| 730100 | 1,107.74 |
| OFFICE SUPPLIES | 1,107.74 |
| 730240 | - |
| FUEL | - |
| 730260 | - |
| VEHICLE SUPPLIES | - |
| 730270 | 456.00 |
| LAW ENFORCEMENT SPECIFIC SUPPLIES | 456.00 |
| 730330 | 7,657.75 |
| IT SOFTWARE | 7,657.75 |
| 740140 | 8,712.47 |
| VEHICLE MAINTENANCE | 8,712.47 |
| 740530 | 2,455.60 |
| MOBILE PHONE AND DATA | 2,455.60 |
| 740580 | 118.83 |
| PRINTING | 118.83 |
| 740640 | 111,517.93 |
| CONTRACT SERVICES | 111,517.93 |
| 740660 | 2,070.00 |
| EQUIPMENT RENTAL | 2,070.00 |
| 6303 | 7,424.49 |
| SHERIFF PATROL SOUTH | 7,424.49 |
| 710130 | 6,347.34 |
| SALARY/OVERTIME | 6,347.34 |
| 720100 | 349.51 |
| SOCIAL SECURITY | 349.51 |
| 720120 | 727.64 |
| RETIREMENT | 727.64 |
| 6401 | 247.25 |
| SHERIFF DISPATCH | 247.25 |
| 710130 | 205.74 |
| SALARY/OVERTIME | 205.74 |
| 720100 | 16.26 |
| SOCIAL SECURITY | 16.26 |
| 720120 | 25.25 |
| RETIREMENT | 25.25 |
| 6500 | 20,138.36 |
| SHERIFF ADMINISTRATIVE | 20,138.36 |
| 710110 | 13,704.32 |
| SALARY/REGULAR | 13,704.32 |
| 710130 | 22.08 |
| SALARY/OVERTIME | 22.08 |
| 720100 | 1,081.12 |
| SOCIAL SECURITY | 1,081.12 |
| 720110 | 10.78 |
| EMPLOYEE INSURANCE | 10.78 |
| 720120 | 1,684.23 |
| RETIREMENT | 1,684.23 |
| 720130 | 33.98 |
| WORKERS COMPENSATION | 33.98 |
| 720140 | 254.82 |
| STATE UNEMPLOYMENT TAX | 254.82 |
| 730100 | - |
| OFFICE SUPPLIES | - |
| 730320 | 2,932.03 |

| | |
|-----------------------|-----------|
| IT HARDWARE | 2,932.03 |
| 740512 | 175.00 |
| PROFESSIONAL SERVICES | 175.00 |
| 740580 | 240.00 |
| PRINTING | 240.00 |
| 6601 | 1,378.89 |
| SHERIFF JAIL | 1,378.89 |
| 710110 | (151.94) |
| SALARY/REGULAR | (151.94) |
| 710130 | 1,300.92 |
| SALARY/OVERTIME | 1,300.92 |
| 720100 | 88.88 |
| SOCIAL SECURITY | 88.88 |
| 720120 | 141.03 |
| RETIREMENT | 141.03 |
| 7100 | 32,780.71 |
| CONSTABLE PRECINCT 1 | 32,780.71 |
| 710130 | 27,238.17 |
| SALARY/OVERTIME | 27,238.17 |
| 720100 | 2,059.82 |
| SOCIAL SECURITY | 2,059.82 |
| 720120 | 3,342.20 |
| RETIREMENT | 3,342.20 |
| 720130 | 140.52 |
| WORKERS COMPENSATION | 140.52 |
| 7200 | 8,967.61 |
| CONSTABLE PRECINCT 2 | 8,967.61 |
| 710130 | 7,480.89 |
| SALARY/OVERTIME | 7,480.89 |
| 720100 | 568.77 |
| SOCIAL SECURITY | 568.77 |
| 720120 | 917.95 |
| RETIREMENT | 917.95 |
| 7300 | 8,299.58 |
| CONSTABLE PRECINCT 3 | 8,299.58 |
| 710130 | 6,538.19 |
| SALARY/OVERTIME | 6,538.19 |
| 720100 | 491.91 |
| SOCIAL SECURITY | 491.91 |
| 720120 | 802.19 |
| RETIREMENT | 802.19 |
| 730100 | 266.45 |
| OFFICE SUPPLIES | 266.45 |
| 730280 | 200.84 |
| CANINE EXPENSES | 200.84 |
| 7400 | 222.28 |
| CONSTABLE PRECINCT 4 | 222.28 |
| 710130 | 185.52 |
| SALARY/OVERTIME | 185.52 |
| 720100 | 14.00 |
| SOCIAL SECURITY | 14.00 |
| 720120 | 22.76 |
| RETIREMENT | 22.76 |
| 7500 | 34,282.24 |
| CONSTABLE PRECINCT 5 | 34,282.24 |

| | |
|-------------------------|-----------|
| 710110 | (147.66) |
| SALARY/REGULAR | (147.66) |
| 710130 | 5,931.89 |
| SALARY/OVERTIME | 5,931.89 |
| 720100 | 436.94 |
| SOCIAL SECURITY | 436.94 |
| 720120 | 709.75 |
| RETIREMENT | 709.75 |
| 720130 | 146.82 |
| WORKERS COMPENSATION | 146.82 |
| 750600 | 27,204.50 |
| CAPITAL OUTLAY-VEHICLES | 27,204.50 |
| 8340 | 70,106.98 |
| 359TH DISTRICT COURT | 70,106.98 |
| 710110 | 23,296.80 |
| SALARY/REGULAR | 23,296.80 |
| 720100 | 1,644.45 |
| SOCIAL SECURITY | 1,644.45 |
| 720110 | 5,083.70 |
| EMPLOYEE INSURANCE | 5,083.70 |
| 720120 | 2,858.55 |
| RETIREMENT | 2,858.55 |
| 720140 | 244.62 |
| STATE UNEMPLOYMENT TAX | 244.62 |
| 730100 | 300.31 |
| OFFICE SUPPLIES | 300.31 |
| 740512 | 36,378.55 |
| PROFESSIONAL SERVICES | 36,378.55 |
| 740540 | 300.00 |
| TRAVEL EXPENSE | 300.00 |
| 9100 | 2,102.68 |
| COMMISSIONER PRECINCT 1 | 2,102.68 |
| 710110 | 936.44 |
| SALARY/REGULAR | 936.44 |
| 710130 | 810.82 |
| SALARY/OVERTIME | 810.82 |
| 720100 | 141.01 |
| SOCIAL SECURITY | 141.01 |
| 720120 | 214.41 |
| RETIREMENT | 214.41 |
| 9200 | (251.24) |
| COMMISSIONER PRECINCT 2 | (251.24) |
| 710110 | - |
| SALARY/REGULAR | - |
| 710130 | (211.22) |
| SALARY/OVERTIME | (211.22) |
| 720100 | (14.02) |
| SOCIAL SECURITY | (14.02) |
| 720120 | (26.00) |
| RETIREMENT | (26.00) |
| 9400 | 4,635.23 |
| COMMISSIONER PRECINCT 4 | 4,635.23 |
| 730190 | 2,242.13 |
| ROAD MATERIALS | 2,242.13 |
| 740570 | 1,597.50 |

| | |
|---------------------------------|---------------|
| ADVERTISING | 1,597.50 |
| 750800 | 795.60 |
| MAJOR PROJECTS | 795.60 |
| 9109 | 12,081.13 |
| RECYCLE - PRECINCT 1 | 12,081.13 |
| 710110 | 9,576.18 |
| SALARY/REGULAR | 9,576.18 |
| 720100 | 740.89 |
| SOCIAL SECURITY | 740.89 |
| 720110 | 589.07 |
| EMPLOYEE INSURANCE | 589.07 |
| 720120 | 1,174.99 |
| RETIREMENT | 1,174.99 |
| 221 | 187,727.47 |
| HAVA | 187,727.47 |
| 2500 | 187,727.47 |
| ELECTIONS ADMINISTRATOR | 187,727.47 |
| 710100 | - |
| SALARY/OFFICIAL-DEPARTMENT HEAD | - |
| 710110 | 57,914.34 |
| SALARY/REGULAR | 57,914.34 |
| 710130 | 40,357.70 |
| SALARY/OVERTIME | 40,357.70 |
| 720100 | 7,472.95 |
| SOCIAL SECURITY | 7,472.95 |
| 720120 | 6,322.36 |
| RETIREMENT | 6,322.36 |
| 730100 | 7,173.41 |
| OFFICE SUPPLIES | 7,173.41 |
| 730140 | 135.96 |
| JANITOR SUPPLIES | 135.96 |
| 730210 | 601.05 |
| DATA PROCESSING SUPPLIES | 601.05 |
| 730240 | 113.45 |
| FUEL | 113.45 |
| 730250 | 446.37 |
| SHOP SUPPLIES | 446.37 |
| 730320 | 40,108.30 |
| IT HARDWARE | 40,108.30 |
| 740512 | 17,432.67 |
| PROFESSIONAL SERVICES | 17,432.67 |
| 740580 | 5,145.00 |
| PRINTING | 5,145.00 |
| 740656 | 979.72 |
| RENT AND LEASES | 979.72 |
| 740660 | 694.19 |
| EQUIPMENT RENTAL | 694.19 |
| 740100 | 2,830.00 |
| IT HARDWARE MAINTENANCE | 2,830.00 |
| 300 | 30,008,845.47 |
| DEBT SERVICE | 30,008,845.47 |
| 3290 | 30,008,845.47 |
| DEBT SERVICE | 30,008,845.47 |
| 780100 | 18,170,000.00 |
| PRINCIPAL RETIREMENT | 18,170,000.00 |

| | |
|---|------------------|
| 780200 | 11,685,259.88 |
| INTEREST AND FISCAL CHARGES | 11,685,259.88 |
| 780400 | 153,585.59 |
| ISSUANCE COSTS | 153,585.59 |
| 340 | (219,626,641.73) |
| GASB 34 CONVERSION | (219,626,641.73) |
| 1340 | (219,626,641.73) |
| GASB 34 CONVERSION | (219,626,641.73) |
| 740512 | (655,591.38) |
| PROFESSIONAL SERVICES | (655,591.38) |
| 750200 | (28,156,753.01) |
| CAPITAL OUTLAY-LAND | (28,156,753.01) |
| 750400 | (94,853.64) |
| CAPITAL OUTLAY-FURNITURE FIXTURES AND EQUIPMENT | (94,853.64) |
| 750500 | (107,471,914.73) |
| CAPITAL OUTLAY-INTANGIBLES | (107,471,914.73) |
| 750600 | (69,694.00) |
| CAPITAL OUTLAY-VEHICLES | (69,694.00) |
| 750700 | (3,186.59) |
| CAPITAL OUTLAY-BOOKS | (3,186.59) |
| 750800 | (83,174,648.38) |
| MAJOR PROJECTS | (83,174,648.38) |
| 400 | 3,372,209.76 |
| LOCAL CAPITAL PROJECTS | 3,372,209.76 |
| 1400 | 3,372,209.76 |
| LOCAL CAPITAL PROJECTS | 3,372,209.76 |
| 730320 | 91,024.44 |
| IT HARDWARE | 91,024.44 |
| 730330 | 9,762.84 |
| IT SOFTWARE | 9,762.84 |
| 740110 | 79,404.75 |
| IT SOFTWARE MAINTENANCE | 79,404.75 |
| 740512 | 156,660.45 |
| PROFESSIONAL SERVICES | 156,660.45 |
| 740628 | 18,040.00 |
| TELEPHONE-FIBER OPTIC-RESTRICTED | 18,040.00 |
| 740662 | 2,026,442.88 |
| LEASE TO PURCHASE | 2,026,442.88 |
| 750200 | 11,598.69 |
| CAPITAL OUTLAY-LAND | 11,598.69 |
| 750300 | (82.99) |
| CAPITAL OUTLAY-BUILDING | (82.99) |
| 750400 | 91,587.62 |
| CAPITAL OUTLAY-FURNITURE FIXTURES AND EQUIPMENT | 91,587.62 |
| 750800 | 887,771.08 |
| MAJOR PROJECTS | 887,771.08 |
| 404 | 2,090,147.21 |
| C/P ROAD BONDS 2016 | 2,090,147.21 |
| 1903 | 1,849,381.37 |
| CAPITAL ROAD PROJECTS | 1,849,381.37 |
| 730190 | 483,621.32 |
| ROAD MATERIALS | 483,621.32 |
| 730200 | 118,792.43 |
| CRUSHED CONCRETE/REJECT | 118,792.43 |
| 740512 | 4,882.04 |

| | |
|-----------------------------|--------------|
| PROFESSIONAL SERVICES | 4,882.04 |
| 750200 | 91,918.00 |
| CAPITAL OUTLAY-LAND | 91,918.00 |
| 750800 | 1,150,167.58 |
| MAJOR PROJECTS | 1,150,167.58 |
| 9200 | (118.00) |
| COMMISSIONER PRECINCT 2 | (118.00) |
| 790100 | (118.00) |
| REIMBURSEMENTS CLEARING | (118.00) |
| 9400 | 240,883.84 |
| COMMISSIONER PRECINCT 4 | 240,883.84 |
| 730190 | 238,347.84 |
| ROAD MATERIALS | 238,347.84 |
| 740512 | 2,061.00 |
| PROFESSIONAL SERVICES | 2,061.00 |
| 740730 | 475.00 |
| ACQUISITION COSTS | 475.00 |
| 405 | 4,929,168.56 |
| C/P ROAD BONDS 2016A | 4,929,168.56 |
| 1903 | 4,747,962.84 |
| CAPITAL ROAD PROJECTS | 4,747,962.84 |
| 740512 | 3,600.00 |
| PROFESSIONAL SERVICES | 3,600.00 |
| 740650 | - |
| SIGN AND SIGNAL MAINTENANCE | - |
| 750200 | 372,181.00 |
| CAPITAL OUTLAY-LAND | 372,181.00 |
| 750800 | 4,372,181.84 |
| MAJOR PROJECTS | 4,372,181.84 |
| 9100 | 51,181.02 |
| COMMISSIONER PRECINCT 1 | 51,181.02 |
| 740430 | 3,360.00 |
| STRIPING/SEALANT SERVICES | 3,360.00 |
| 740512 | 47,821.02 |
| PROFESSIONAL SERVICES | 47,821.02 |
| 9400 | 130,024.70 |
| COMMISSIONER PRECINCT 4 | 130,024.70 |
| 730190 | 119,219.78 |
| ROAD MATERIALS | 119,219.78 |
| 740512 | 5,751.92 |
| PROFESSIONAL SERVICES | 5,751.92 |
| 740730 | 5,053.00 |
| ACQUISITION COSTS | 5,053.00 |
| 406 | 3,729,496.07 |
| C/P ROAD BONDS 2018 | 3,729,496.07 |
| 1903 | 3,016,677.38 |
| CAPITAL ROAD PROJECTS | 3,016,677.38 |
| 730190 | 698,146.49 |
| ROAD MATERIALS | 698,146.49 |
| 740512 | 253.39 |
| PROFESSIONAL SERVICES | 253.39 |
| 740650 | - |
| SIGN AND SIGNAL MAINTENANCE | - |
| 750800 | 2,318,277.50 |
| MAJOR PROJECTS | 2,318,277.50 |

| | |
|---------------------------|---------------|
| 9100 | 167,938.76 |
| COMMISSIONER PRECINCT 1 | 167,938.76 |
| 740430 | 16,758.80 |
| STRIPING/SEALANT SERVICES | 16,758.80 |
| 740512 | 95,446.21 |
| PROFESSIONAL SERVICES | 95,446.21 |
| 750800 | 55,733.75 |
| MAJOR PROJECTS | 55,733.75 |
| 9200 | (13,562.00) |
| COMMISSIONER PRECINCT 2 | (13,562.00) |
| 740512 | 47,070.00 |
| PROFESSIONAL SERVICES | 47,070.00 |
| 750800 | (60,632.00) |
| MAJOR PROJECTS | (60,632.00) |
| 9300 | 196,363.00 |
| COMMISSIONER PRECINCT 3 | 196,363.00 |
| 750800 | 196,363.00 |
| MAJOR PROJECTS | 196,363.00 |
| 9400 | 362,078.93 |
| COMMISSIONER PRECINCT 4 | 362,078.93 |
| 740512 | 362,078.93 |
| PROFESSIONAL SERVICES | 362,078.93 |
| 407 | 2,881,932.55 |
| C/P ROAD BONDS 2018B | 2,881,932.55 |
| 1903 | 1,389,744.70 |
| CAPITAL ROAD PROJECTS | 1,389,744.70 |
| 740512 | 12,750.50 |
| PROFESSIONAL SERVICES | 12,750.50 |
| 750200 | (1,814.00) |
| CAPITAL OUTLAY-LAND | (1,814.00) |
| 750800 | 1,378,808.20 |
| MAJOR PROJECTS | 1,378,808.20 |
| 9100 | 2,000.00 |
| COMMISSIONER PRECINCT 1 | 2,000.00 |
| 740430 | 2,000.00 |
| STRIPING/SEALANT SERVICES | 2,000.00 |
| 9200 | 1,490,187.85 |
| COMMISSIONER PRECINCT 2 | 1,490,187.85 |
| 730190 | 1,376,692.85 |
| ROAD MATERIALS | 1,376,692.85 |
| 740512 | 113,495.00 |
| PROFESSIONAL SERVICES | 113,495.00 |
| 408 | 3,515,753.87 |
| C/P SHERIFF'S PROJECTS | 3,515,753.87 |
| 1408 | 3,515,753.87 |
| SHERIFF PROJECTS | 3,515,753.87 |
| 750200 | 998,264.50 |
| CAPITAL OUTLAY-LAND | 998,264.50 |
| 750800 | 2,517,489.37 |
| MAJOR PROJECTS | 2,517,489.37 |
| 500 | 20,438,658.00 |
| SELF INSURANCE | 20,438,658.00 |
| 2200 | 129.21 |
| RISK MANAGEMENT | 129.21 |
| 740962 | 24.36 |

| | |
|--|---------------|
| EMPLOYEE ASSISTANCE PROGRAM FEES | 24.36 |
| 740964 | 104.85 |
| PREFERRED PROVIDER ORGANIZATION FEES | 104.85 |
| 2201 | 20,438,528.79 |
| SELF INSURANCE | 20,438,528.79 |
| 730100 | 816.91 |
| OFFICE SUPPLIES | 816.91 |
| 730330 | 136,460.00 |
| IT SOFTWARE | 136,460.00 |
| 740120 | 13,330,941.41 |
| MEDICAL SERVICES | 13,330,941.41 |
| 740130 | 854,537.02 |
| PHYSICIAN SERVICES | 854,537.02 |
| 740190 | 3,164,343.28 |
| RX CLAIMS | 3,164,343.28 |
| 740512 | 108.00 |
| PROFESSIONAL SERVICES | 108.00 |
| 740640 | 7,669.76 |
| CONTRACT SERVICES | 7,669.76 |
| 740660 | 1,749.99 |
| EQUIPMENT RENTAL | 1,749.99 |
| 740710 | 408,594.38 |
| ADMINISTRATIVE CHARGES | 408,594.38 |
| 740740 | 9,854.19 |
| BANK SERVICE CHARGES | 9,854.19 |
| 740940 | 1,137,055.12 |
| INSURANCE PREMIUMS | 1,137,055.12 |
| 740960 | 105,339.60 |
| PRE-CERTIFICATION/ UTILIZATION REVIEW FEES | 105,339.60 |
| 740962 | 32,366.42 |
| EMPLOYEE ASSISTANCE PROGRAM FEES | 32,366.42 |
| 740964 | 189,554.77 |
| PREFERRED PROVIDER ORGANIZATION FEES | 189,554.77 |
| 740968 | 1,059,137.94 |
| STOP LOSS PREMIUMS | 1,059,137.94 |
| 501 | 676,546.39 |
| WORKERS' COMPENSATION | 676,546.39 |
| 2203 | 676,546.39 |
| WORKERS COMPENSATION | 676,546.39 |
| 740120 | 387,508.39 |
| MEDICAL SERVICES | 387,508.39 |
| 740700 | 289,038.00 |
| INSURANCE/BOND PREMIUMS | 289,038.00 |
| 502 | 1,696,546.11 |
| PROPERTY/CASUALTY | 1,696,546.11 |
| 2202 | 1,696,546.11 |
| PROPERTY/CASUALTY | 1,696,546.11 |
| 740700 | 47,913.00 |
| INSURANCE/BOND PREMIUMS | 47,913.00 |
| 740710 | 513,913.37 |
| ADMINISTRATIVE CHARGES | 513,913.37 |
| 740930 | 37,787.00 |
| DAMAGE REPAIRS | 37,787.00 |
| 740940 | 932,667.89 |
| INSURANCE PREMIUMS | 932,667.89 |

| | |
|-----------------------------|---------------|
| 740950 | 2,701.00 |
| BONDS-NOTARIES | 2,701.00 |
| 740952 | (8,436.15) |
| BONDS-SURETY | (8,436.15) |
| 760600 | 170,000.00 |
| SETTLEMENT COSTS | 170,000.00 |
| 999 | 4,797,825.98 |
| DEFAULT ZONE FUND | 4,797,825.98 |
| 1903 | 4,797,825.98 |
| CAPITAL ROAD PROJECTS | 4,797,825.98 |
| 730180 | 8,309.00 |
| CULVERTS | 8,309.00 |
| 730190 | 24,000.00 |
| ROAD MATERIALS | 24,000.00 |
| 740512 | 105,977.89 |
| PROFESSIONAL SERVICES | 105,977.89 |
| 740650 | - |
| SIGN AND SIGNAL MAINTENANCE | - |
| 750200 | - |
| CAPITAL OUTLAY-LAND | - |
| 750800 | 4,659,539.09 |
| MAJOR PROJECTS | 4,659,539.09 |
| (blank) | |
| (blank) | |
| (blank) | |
| (blank) | |
| (blank) | |
| (blank) | |
| 421 | 1,034,787.34 |
| ROAD BOND CLEARING FUND 421 | 1,034,787.34 |
| 1903 | 1,034,787.34 |
| CAPITAL ROAD PROJECTS | 1,034,787.34 |
| 750200 | 1,001,712.77 |
| CAPITAL OUTLAY-LAND | 1,001,712.77 |
| 750300 | 33,074.57 |
| CAPITAL OUTLAY-BUILDING | 33,074.57 |
| 750800 | - |
| MAJOR PROJECTS | - |
| 222 | 15,196,837.47 |
| JAIL PASS THRU | 15,196,837.47 |
| 6601 | 15,196,837.47 |
| SHERIFF JAIL | 15,196,837.47 |
| 740640 | 15,196,837.47 |
| CONTRACT SERVICES | 15,196,837.47 |



Montgomery County, Texas
Office of the County Auditor
501 North Thompson, Suite 205, Conroe, Texas 77301
P. O. Box 539, Conroe, Texas 77305

Rakesh Pandey, CPA
County Auditor


Angela H. Blocker
1st Assistant County Auditor

Date: May 4, 2021
To: Rakesh Pandey, County Auditor
From: Starla Terry, Internal Audit Supervisor *SA gLB*
Re: Commissioners Court May 11, 2021 Meeting Submission for Consent Agenda

Consider and accept the following completed audits:

Compliance Audits FY20

- Elections – Q2 – Q4
- Engineering – Q4
- Fire Marshal – Q2-Q4



**OFFICE OF COUNTY AUDITOR
INTERNAL AUDIT REPORT**

**ELECTIONS
2nd QTR COMPLIANCE AUDIT FY2020**

ELECTIONS ADMINISTRATOR

Suzie Harvey

INTERNAL AUDIT STAFF

Rakesh Pandey, County Auditor, CPA

Janet Browning, Internal Audit Manager, CIA, CFE

Starla Terry, Internal Audit Supervisor

Tracie Longoria, Internal Audit Assistant



Montgomery County, Texas
Office of the County Auditor
501 North Thompson, Suite 205, Conroe, Texas 77301
P. O. Box 539, Conroe, Texas 77305

Rakesh Pandey, CPA
County Auditor

Angela H. Blocker
1st Assistant County Auditor

Date: May 3, 2021

To: Suzie Harvey, Elections Administrator

From: Starla Terry, Internal Audit Supervisor *ST*

Re: Elections – 2nd Qtr. Compliance Audit FY2020

The Auditor's Office has completed an audit of the Elections monthly reports for January through March 2020.

The objectives of the audit were to ensure compliance with relevant statutes regarding monthly reports.

Attached is the Internal Audit report for the Elections office.

INTRODUCTION

The Montgomery County Auditor's Office has examined a sample of the monthly reports of the Elections office for the months of January 2020 through March 2020.

SCOPE

The scope of the review included Q2 FY2020 supporting documentation necessary to verify compliance with certain required Local Government Codes.

OBJECTIVES

The objectives of the examination were to verify compliance with submission of the monthly reports, mathematical accuracy of the reports, and to confirm funds collected were deposited with the County Treasurer in a timely manner.

METHODOLOGY

To achieve the audit objectives, the Department of Internal Audit performed the following:

- Evaluate whether amounts reported on the monthly fee reports were submitted in compliance with LGC §114.001(a), (b) General Requirements Applicable to Reports and LGC §114.043 Periodic Report to County Auditor;
- Verify monthly fee reports are mathematically accurate and are therefore approved as submitted in compliance with LGC §115.002 Examination of Books and Reports;
- Verify funds collected were deposited with the County Treasurer in compliance with LGC §113.022 Time for Making Deposits


AUDIT RESULTS

- All three monthly fee reports for the quarter were submitted in compliance with LGC §114.001(a) and LGC §114.043
- January and March monthly fee reports were submitted in compliance with LGC §114.001(b)
- February monthly fee report was submitted out of compliance with LGC §114.001(b)
- Monthly fee reports reviewed were mathematically accurate and therefore approved as submitted in compliance with LGC §115.002
- Funds collected were deposited with the County Treasurer in compliance with LGC §113.022

Recommendation: We recommend filing the monthly reports by the fifth business day after the last day of each month per the LGC §114.001(b) General Requirements Applicable to Reports.

CONCLUSION

The report will be submitted to Commissioners Court May 11, 2021. If you have any questions regarding this report, please contact me at (936)-539-7820.



**OFFICE OF COUNTY AUDITOR
INTERNAL AUDIT REPORT**

**ELECTIONS
3rd QTR COMPLIANCE AUDIT FY2020**

ELECTIONS ADMINISTRATOR
Suzie Harvey

INTERNAL AUDIT STAFF
Rakesh Pandey, County Auditor, CPA
Janet Browning, Internal Audit Manager, CIA, CFE
Starla Terry, Internal Audit Supervisor
Tracie Longoria, Internal Audit Assistant




Montgomery County, Texas
Office of the County Auditor
501 North Thompson, Suite 205, Conroe, Texas 77301
P. O. Box 539, Conroe, Texas 77305

Rakesh Pandey, CPA
County Auditor

Angela H. Blocker
1st Assistant County Auditor

Date: May 3, 2021

To: Suzie Harvey, Elections Administrator

From: Starla Terry, Internal Audit Supervisor 

Re: Elections – 3rd Qtr. Compliance Audit FY2020

The Auditor's Office has completed an audit of the Elections monthly reports for April through June 2020.

The objectives of the audit were to ensure compliance with relevant statutes regarding monthly reports.

Attached is the Internal Audit report for the Elections office.

INTRODUCTION

The Montgomery County Auditor's Office has examined a sample of the monthly reports of the Elections office for the months of April 2020 through June 2020.

SCOPE

The scope of the review included Q3 FY2020 supporting documentation necessary to verify compliance with certain required Local Government Codes.

OBJECTIVES

The objectives of the examination were to verify compliance with submission of the monthly reports, mathematical accuracy of the reports, and to confirm funds collected were deposited with the County Treasurer in a timely manner.

METHODOLOGY

To achieve the audit objectives, the Department of Internal Audit performed the following:


- Evaluate whether amounts reported on the monthly fee reports were submitted in compliance with LGC §114.001(a), (b) General Requirements Applicable to Reports and LGC §114.043 Periodic Report to County Auditor;
- Verify monthly fee reports are mathematically accurate and are therefore approved as submitted in compliance with LGC §115.002 Examination of Books and Reports;
- Verify funds collected were deposited with the County Treasurer in compliance with LGC §113.022 Time for Making Deposits

AUDIT RESULTS

- Monthly fee reports were submitted in compliance with LGC §114.001(a), (b) and LGC §114.043
- There were no collections reported for the months of April, May, and June

CONCLUSION

The report will be submitted to Commissioners Court May 11, 2021. If you have any questions regarding this report, please contact me at (936)-539-7820.



**OFFICE OF COUNTY AUDITOR
INTERNAL AUDIT REPORT**

**ELECTIONS
4th QTR COMPLIANCE AUDIT FY2020**

ELECTIONS ADMINISTRATOR
Suzie Harvey

INTERNAL AUDIT STAFF
Rakesh Pandey, County Auditor, CPA
Janet Browning, Internal Audit Manager, CIA, CFE
Starla Terry, Internal Audit Supervisor
Tracie Longoria, Internal Audit Assistant




Montgomery County, Texas
Office of the County Auditor
501 North Thompson, Suite 205, Conroe, Texas 77301
P. O. Box 539, Conroe, Texas 77305

Rakesh Pandey, CPA
County Auditor

Angela H. Blocker
1st Assistant County Auditor

Date: May 3, 2021

To: Suzie Harvey, Elections Administrator

From: Starla Terry, Internal Audit Supervisor 

Re: Elections – 4th Qtr. Compliance Audit FY2020

The Auditor's Office has completed an audit of the Elections monthly reports for July through September 2020.

The objectives of the audit were to ensure compliance with relevant statutes regarding monthly reports.

Attached is the Internal Audit report for the Elections office,

INTRODUCTION

The Montgomery County Auditor's Office has examined a sample of the monthly reports of the Elections office for the months of July 2020 through September 2020.

SCOPE

The scope of the review included Q4 FY2020 supporting documentation necessary to verify compliance with certain required Local Government Codes.

OBJECTIVES

The objectives of the examination were to verify compliance with submission of the monthly reports, mathematical accuracy of the reports, and to confirm funds collected were deposited with the County Treasurer in a timely manner.

METHODOLOGY

To achieve the audit objectives, the Department of Internal Audit performed the following:

- Evaluate whether amounts reported on the monthly fee reports were submitted in compliance with LGC §114.001(a), (b) General Requirements Applicable to Reports and LGC §114.043 Periodic Report to County Auditor;
- Verify monthly fee reports are mathematically accurate and are therefore approved as submitted in compliance with LGC §115.002 Examination of Books and Reports;
- Verify funds collected were deposited with the County Treasurer in compliance with LGC §113.022 Time for Making Deposits

AUDIT RESULTS

- All three monthly fee reports were submitted in compliance with LGC §114.001(a), (b) and LGC §114.043
- July monthly fee report was reviewed and mathematically accurate and therefore approved as submitted in compliance with LGC §115.002
- July funds collected were deposited with the County Treasurer in compliance with LGC §113.022
- There were no collections reported for the months of August and September

CONCLUSION

The report will be submitted to Commissioners Court May 11, 2021. If you have any questions regarding this report, please contact me at (936)-539-7820.



**OFFICE OF COUNTY AUDITOR
INTERNAL AUDIT REPORT**

**ENGINEERING
4th QTR COMPLIANCE AUDIT FY2020**

COUNTY ENGINEER
Jeff Johnson

INTERNAL AUDIT STAFF
Rakesh Pandey, County Auditor, CPA
Janet Browning, Internal Audit Manager, CIA, CFE
Starla Terry, Internal Audit Supervisor
Tracie Longoria, Internal Audit Assistant



Montgomery County, Texas
Office of the County Auditor
501 North Thompson, Suite 205, Conroe, Texas 77301
P. O. Box 539, Conroe, Texas 77305

Rakesh Pandey, CPA
County Auditor

Angela H. Blocker
1st Assistant County Auditor

Date: April 21, 2021

To: Jeff Johnson, County Engineer

From: Starla Terry, Internal Audit Supervisor *SA*

Re: Engineering – 4th Qtr. Compliance Audit FY2020

The Auditor's Office has completed an audit of the Engineering monthly reports for July through September 2020.

The objectives of the audit were to ensure compliance with relevant statutes regarding monthly reports.

Attached is the Internal Audit report for the Engineering office.

INTRODUCTION

The Montgomery County Auditor's Office has examined a sample of the monthly reports of the Engineering office for the months of July 2020 through September 2020.

SCOPE

The scope of the review included Q4 FY2020 supporting documentation necessary to verify compliance with certain required Local Government Codes.

OBJECTIVES

The objectives of the examination were to verify compliance with submission of the monthly reports, mathematical accuracy of the reports, and to confirm funds collected were deposited with the County Treasurer in a timely manner.

METHODOLOGY

To achieve the audit objectives, the Department of Internal Audit performed the following:

- Evaluate whether amounts reported on the monthly fee reports were submitted in compliance with LGC §114.001(a), (b) General Requirements Applicable to Reports and LGC §114.043 Periodic Report to County Auditor;
- Verify monthly fee reports are mathematically accurate and are therefore approved as submitted in compliance with LGC §115.002 Examination of Books and Reports;
- Verify funds collected were deposited with the County Treasurer in compliance with LGC §113.022 Time for Making Deposits

AUDIT RESULTS

- Monthly fee reports were submitted in compliance with LGC §114.001(a), (b) and LGC §114.043
- Monthly fee reports reviewed were mathematically accurate and therefore approved as submitted in compliance with LGC §115.002
- Deposits were in compliance with LGC §113.022 Time for Making Deposits

CONCLUSION

The report will be submitted to Commissioners Court May 11, 2021. If you have any questions regarding this report, please contact me at (936)-539-7820.




**OFFICE OF COUNTY AUDITOR
INTERNAL AUDIT REPORT**

**FIRE MARSHAL
2nd QTR COMPLIANCE AUDIT FY2020**

FIRE MARSHAL
Jimmy Williams

INTERNAL AUDIT STAFF
Rakesh Pandey, County Auditor, CPA
Janet Browning, Internal Audit Manager, CIA, CFE
Starla Terry, Internal Audit Supervisor
Tracie Longoria, Internal Audit Lead




Montgomery County, Texas
Office of the County Auditor
501 North Thompson, Suite 205, Conroe, Texas 77301
P. O. Box 539, Conroe, Texas 77305

Rakesh Pandey, CPA
County Auditor

Angela H. Blocker
1st Assistant County Auditor

Date: April 21, 2021

To: Jimmy Williams, Fire Marshal

From: Starla Terry, Internal Audit Supervisor 

Re: Fire Marshal – 2nd Qtr. Compliance Audit FY2020

The Auditor's Office has completed an audit of the Fire Marshal reports for January through March 2020.

The objectives of the audit were to ensure compliance with relevant statutes regarding monthly reports.

Attached is the Internal Audit report for the Fire Marshal office.

INTRODUCTION

The Montgomery County Auditor's Office has examined a sample of the monthly reports of the Fire Marshal office for the months of January 2020 through March 2020.

SCOPE

The scope of the review included Q2 FY2020 supporting documentation necessary to verify compliance with certain required Local Government Codes.

OBJECTIVES

The objectives of the examination were to verify compliance with submission of the monthly reports, mathematical accuracy of the reports, and to confirm funds collected were deposited with the County Treasurer in a timely manner.

METHODOLOGY

To achieve the audit objectives, the Department of Internal Audit performed the following:


- Evaluate whether amounts reported on the monthly fee reports were submitted in compliance with LGC §114.001(a), (b) General Requirements Applicable to Reports and LGC §114.043 Periodic Report to County Auditor;
- Verify monthly fee reports are mathematically accurate and are therefore approved as submitted in compliance with LGC §115.002 Examination of Books and Reports;
- Verify funds collected were deposited with the County Treasurer in compliance with LGC §113.022 Time for Making Deposits

AUDIT RESULTS

- Monthly fee reports were submitted in compliance with LGC §114.001(a), (b) and LGC §114.043
- Monthly fee reports reviewed were mathematically accurate and therefore approved as submitted in compliance with LGC §115.002
- Funds collected were deposited with the County Treasurer in compliance with LGC §113.022

CONCLUSION

The report will be submitted to Commissioners Court May 11, 2021. If you have any questions regarding this report, please contact me at (936)-539-7820.



**OFFICE OF COUNTY AUDITOR
INTERNAL AUDIT REPORT**

**FIRE MARSHAL
3rd QTR COMPLIANCE AUDIT FY2020**

FIRE MARSHAL
Jimmy Williams

INTERNAL AUDIT STAFF
Rakesh Pandey, County Auditor, CPA
Janet Browning, Internal Audit Manager, CIA, CFE
Starla Terry, Internal Audit Supervisor
Tracie Longoria, Internal Audit Lead




Montgomery County, Texas
Office of the County Auditor
501 North Thompson, Suite 205, Conroe, Texas 77301
P. O. Box 539, Conroe, Texas 77305

Rakesh Pandey, CPA
County Auditor

Angela H. Blocker
1st Assistant County Auditor

Date: April 21, 2021

To: Jimmy Williams, Fire Marshal

From: Starla Terry, Internal Audit Supervisor 

Re: Fire Marshal – 3rd Qtr. Compliance Audit FY2020

The Auditor's Office has completed an audit of the Fire Marshal reports for April through June 2020.

The objectives of the audit were to ensure compliance with relevant statutes regarding monthly reports.

Attached is the Internal Audit report for the Fire Marshal office.

INTRODUCTION

The Montgomery County Auditor's Office has examined a sample of the monthly reports of the Fire Marshal office for the months of April 2020 through June 2020.

SCOPE

The scope of the review included Q3 FY2020 supporting documentation necessary to verify compliance with certain required Local Government Codes.

OBJECTIVES

The objectives of the examination were to verify compliance with submission of the monthly reports, mathematical accuracy of the reports, and to confirm funds collected were deposited with the County Treasurer in a timely manner.

METHODOLOGY

To achieve the audit objectives, the Department of Internal Audit performed the following:


- Evaluate whether amounts reported on the monthly fee reports were submitted in compliance with LGC §114.001(a), (b) General Requirements Applicable to Reports and LGC §114.043 Periodic Report to County Auditor;
- Verify monthly fee reports are mathematically accurate and are therefore approved as submitted in compliance with LGC §115.002 Examination of Books and Reports;
- Verify funds collected were deposited with the County Treasurer in compliance with LGC §113.022 Time for Making Deposits

AUDIT RESULTS

- Monthly fee reports were submitted in compliance with LGC §114.001(a), (b) and LGC §114.043
- Monthly fee reports reviewed were mathematically accurate and therefore approved as submitted in compliance with LGC §115.002
- Funds were collected and deposited with the County Treasurer in compliance with §113.022

CONCLUSION

The report will be submitted to Commissioners Court May 11, 2021. If you have any questions regarding this report, please contact me at (936)-539-7820.



**OFFICE OF COUNTY AUDITOR
INTERNAL AUDIT REPORT**

**FIRE MARSHAL
4th QTR COMPLIANCE AUDIT FY2020**

FIRE MARSHAL
Jimmy Williams

INTERNAL AUDIT STAFF
Rakesh Pandey, County Auditor, CPA
Janet Browning, Internal Audit Manager, CIA, CFE
Starla Terry, Internal Audit Supervisor
Tracie Longoria, Internal Audit Lead



Montgomery County, Texas
Office of the County Auditor
501 North Thompson, Suite 205, Conroe, Texas 77301
P. O. Box 539, Conroe, Texas 77305

Rakesh Pandey, CPA
County Auditor

Angela H. Blocker
1st Assistant County Auditor

Date: April 21, 2021

To: Jimmy Williams, Fire Marshal

From: Starla Terry, Internal Audit Supervisor *ST*

Re: Fire Marshal – 4th Qtr. Compliance Audit FY2020

The Auditor's Office has completed an audit of the Fire Marshal reports for July through September 2020.

The objectives of the audit were to ensure compliance with relevant statutes regarding monthly reports.

Attached is the Internal Audit report for the Fire Marshal office.

INTRODUCTION

The Montgomery County Auditor's Office has examined a sample of the monthly reports of the Fire Marshal office for the months of July 2020 through September 2020.

SCOPE

The scope of the review included Q4 FY2020 supporting documentation necessary to verify compliance with certain required Local Government Codes.

OBJECTIVES

The objectives of the examination were to verify compliance with submission of the monthly reports, mathematical accuracy of the reports, and to confirm funds collected were deposited with the County Treasurer in a timely manner.

METHODOLOGY

To achieve the audit objectives, the Department of Internal Audit performed the following:


- Evaluate whether amounts reported on the monthly fee reports were submitted in compliance with LGC §114.001(a), (b) General Requirements Applicable to Reports and LGC §114.043 Periodic Report to County Auditor;
- Verify monthly fee reports are mathematically accurate and are therefore approved as submitted in compliance with LGC §115.002 Examination of Books and Reports;
- Verify funds collected were deposited with the County Treasurer in compliance with LGC §113.022 Time for Making Deposits

AUDIT RESULTS

- Monthly fee reports were submitted in compliance with LGC §114.001(a), (b) and LGC §114.043
- Monthly fee reports reviewed were mathematically accurate and therefore approved as submitted in compliance with LGC §115.002
- Funds collected were deposited with the County Treasurer in compliance with LGC §113.022

CONCLUSION

The report will be submitted to Commissioners Court May 11, 2021. If you have any questions regarding this report, please contact me at (936)-539-7820.



Montgomery County, Texas
Office of the County Auditor
501 North Thompson, Suite 205, Conroe, Texas 77301
P. O. Box 539, Conroe, Texas 77305


Rakesh Pandey, CPA
County Auditor

Angela H. Blocker
1st Assistant County Auditor

Date: May 4, 2021
To: Rakesh Pandey, CPA, County Auditor
From: Janet Browning, CIA, CFE, Internal Audit Manager *JLB*
Re: Commissioners Court May 11, 2021 Meeting Submission for Consent Agenda

Consider and accept the following completed Audits:

- Inherent Risk Assessment Report – Commissioner Precinct 2




OFFICE OF COUNTY AUDITOR INHERENT RISK ASSESSMENT REPORT

**COMMISSIONER PRECINCT 2
APRIL 6, 2021**

Audit Staff

Rakesh Pandey, County Auditor, CPA
Janet Browning, Internal Audit Manager, CIA, CFE
Starla Terry, Internal Audit Supervisor
Johnia Henderson, Internal Audit Lead



Montgomery County, Texas
Office of the County Auditor
501 North Thompson, Suite 205, Conroe, Texas 77301
P. O. Box 539, Conroe, Texas 77305

Rakesh Pandey
County Auditor

Angela H. Blocker
1st Assistant County Auditor

Date: May 11, 2021

To: Commissioner's Court

From: Rakesh Pandey, County Auditor, CPA
Janet Browning, Internal Audit Manager, CIA, CFE

Re: Inherent Risk Assessment Report – Commissioner Precinct 2

The Auditor's Office completed a Risk Assessment of Commissioner Precinct 2 in April 2021. Risk Assessments identify the inherent risks associated with processes and procedures handled within the County offices/departments.

As part of the County Auditor's commitment to ensuring the development of a formal Risk Assessment Program across the County, the results of such efforts will also be included in the development of future annual audit plans. Assessing the risk helps management focus their efforts on identifying and mitigating the highest risk areas. Because management control is not a factor in determining the level of inherent risk, a high degree of inherent risk does not indicate poor management or the absence of controls.

This is the first risk assessment of Commissioner Precinct 2

INTRODUCTION TO THE RISK ASSESSMENT REPORT FORMAT

What is Risk Assessment?

Risk assessment is the systematic process of identifying and evaluating the potential risks that may occur in a business process.

How does the Risk Assessment process work?

The risk assessment process includes three steps: data gathering; identification of business process, risk and controls; and inherent risk rating. In data gathering, Internal Audit ("Audit") collects information about the functional area under review to gain an understanding of its objectives, operations, processes and procedures. Audit identifies the business processes in place, the inherent risks for each business process, and the internal control implemented by management. In the last step, Audit rates the risks identified for the business processes by evaluating them based on risk factors and assigning risk ratings.

How are the risk ratings calculated?

The risks associated with each business process is described and valued based on likelihood and impact. Likelihood is the probability the risk will occur, whereas impact is the severity of consequences resulting from a breakdown in the process and/or controls if the risk were to occur. When evaluating impact, risk factors include Operations (effectiveness and efficiency) and Compliance (laws and regulations).

In order to obtain a risk rating for the business processes, a numeric value is assigned for likelihood and impact. Risk likelihood was rated on a five-level scale from "1" for very low (remote) to "5" for very high and risk impact was rated on a five-level scale from "A" for insignificant to "E" for catastrophic. The values are plotted on the Risk Rating Matrix to determine the risk rating for the individual business processes.

How is this report used by the Auditor's Office?

Audit uses the risk assessment to help develop the audit plan across all County departments. The audit plan will then be tailored to prioritize testing of higher risk areas to ensure proper oversight and review.

How can this report be used by County Management?

This report is intended to help management focus their efforts on identifying and mitigating the highest risk areas. This includes the distribution of personnel, implementation of internal controls, and allocation of budget resources.

EXECUTIVE SUMMARY

Purpose

In fiscal year 2019, The Montgomery County Auditor's Office (MCAO) began transitioning to a risk-based method of internal auditing. Under this method, audit activity is directed toward the higher risk areas first. To determine which County offices/departments pose the greatest risk, Audit ranked key departments based on dollar volume. From this ranking, risk assessments will be performed and the results will be included in the development of future annual audit plans.

Risk assessments address the risks associated with the processes and activities handled by the County office/department under review. It requires Audit to gain an understanding of the business objectives, flow of operations, business processes, inherent risks, and the system of internal controls implemented by management. There are three types of risks typically identified and evaluated during a risk assessment:

- Inherent Risk – The risk to an organization in the absence of any actions management might take to alter either the risk's probability or impact (the risks intrinsic to the entity's objectives if no internal controls are implemented).
- Control Risk – The risk that management controls are not efficiently designed or effectively implemented, preventing the organization from meeting its objective and protecting its assets.
- Residual Risk – The risk that remains after management has responded to the risk by implementing controls.

For County offices/departments, Audit will only be rating the inherent risks during the initial risk assessment. From this, a formal audit plan will be developed which will address the higher risk areas first. It should be noted, a new county-wide ERP system is currently getting implemented in a phased approach, with phases 1 and 2 currently live. Phases 3 and 4 are estimated to go into operations in FY 2021 through 2022. Going forward, Audit will update and adjust the audit plan accordingly.

Scope

This risk assessment covered the operations of Commissioner Precinct 2 and was limited to the business processes and controls that were in place during the time the risk assessment was being performed.

This was the first risk assessment of Commissioner Precinct 2. As taken from Precinct 2's website,¹ Commissioner Riley states, "The future will have many changes, and those changes bring concerns of safety and traffic congestion. Careful planning goes into our infrastructure so that every citizen can experience high quality mobility and the protection of the law enforcement professionals who serve Precinct 2."

¹ <https://commprecinct2.org/>

Methodology

The risk assessment process was performed in three phases: data gathering; identification of business processes, risks and controls; and risk rating. The following provides a brief overview of each phase:

- Data Gathering – Information collected and analyzed about the County office/department under review in order to gain an understanding of its business objectives and operations.
- Identification of Business Processes, Risks and Controls – Determine what business processes are in place, the internal controls implemented by management to mitigate risks, and the inherent risks associated with the processes.
- Risk Rating – Evaluate the inherent risks and assign risk ratings to the business processes under review.

High Risk Areas

Audit rated the risks inherent to the business processes handled by Commissioner Precinct 2 on a four-level scale from low to extreme. To provide visibility into the business processes posing the greatest risk to Commissioner Precinct 2, an average risk rating was calculated for each business process. A summary of the average risk ratings for the business processes is presented in graph form on page 10 of this report. The top two business processes in terms of inherent risk are noted below:

| Business Process | Risk Rating |
|-------------------------|--------------------|
| Safety and Health | High |
| Road and Bridge | Medium |

Overall, Commissioner Precinct 2's inherent risk average as a department is moderate (or medium).

Because management control is not a factor in determining the level of inherent risk, a high degree of inherent risk does not indicate poor management or the absence of controls. Assessing the risk level is a method to help management focus their efforts on identifying and mitigating the highest risk areas. A formal audit plan will be developed in the future and will address the risk levels from the initial Risk Assessment. The audit plan will include testing the higher risk areas noted within this report in order to gain assurance of efficient and effective mitigating controls.

DETAILED REPORT

Audit performed a risk assessment of the inherent risks associated with the Montgomery County Commissioner Precinct 2's operations in the following three phases:

Data Gathering

In order to perform an accurate and thorough risk assessment, the first step was becoming familiar with the nature of the department's business activities. To begin this process, Audit requested, reviewed, and/or analyzed the following documents from Commissioner Precinct 2:

1. Comprehensive Annual Financial Reports FY2019
2. Best Practices:
 - a. Cash Handling
 - b. A/P – A/R
 - c. Fuel Procedures
 - d. Purchasing
 - e. Reporting
3. County Purchasing Policy Manual
4. County Safety Policy Manual
5. OSHA Best Practices for Safety and Health
6. Information available through MCTX.Org website for Commissioner Precinct 2:
 - a. Statement from Commissioner Riley
 - b. Identification of Facilities (Centers/Parks/Arenas)
 - c. Current Road Projects and Bonds

In addition to the documents noted above Audit reviewed Texas statutes pertaining to Commissioner Precinct 2 and applicable Local Government Codes.

The opening conference included Commissioner Riley, Administrative Manager, Operations Manager, Safety Officer, Deputy Constable, Operations Manager Montgomery County Toll Road Authority, and the Internal Audit Risk Assessment team. Audit provided an initial meeting packet that included a high level explanation of the risk assessment process, the general reporting process, and a timeline of the risk assessment project from beginning to end.

Identification of Business Process, Risks and Controls

Business Process

A business process can be defined as a group of interrelated activities or tasks that are initiated to accomplish a specific organizational goal. In the context of a risk assessment, business processes include the basic activities used to support operations. Business processes were identified from statutes, local government codes, available policies and procedures, and discussions. Audit

consulted auditing standards for internal and governmental auditors, as well as technical guidance for implementing risk assessments, as needed.

Risks and Controls

Inherent risks are those risks that exist in the absence of any actions management might take to mitigate either the risk's probability or impact. In a collaborative exercise with Commissioner Precinct 2, the potential risks and mitigating controls of each business process were identified with a focus on "*what could go wrong in the absence of a control*" resulting in either the failure to meet objectives or in a loss of County funds. Although Audit reviewed controls for reasonableness, the controls were not audited or otherwise validated through audit procedures. Because management control is not a factor in determining the level of inherent risk, a high degree of inherent risk does not indicate poor management or the absence of controls.

The following provides the results of the collaborative exercise between Audit and Commissioner Precinct 2 to identify the inherent risks:

- **Contracting Authority:** May enter into contracts or cooperative agreements with other local governments to accomplish mutually beneficial purposes, with the state for various services, and with private entities for services or supplies. The following chart identifies the sub-processes and the associated inherent risks:

| | |
|--|--------|
| Approval Requirement for Counties | Low |
| Fees (in a broad sense) | Medium |
| Prohibited Employment of Responsible Governmental Entity Employees (Conflict of Interest) | |

- **Fiscal Operations:** The general business actions taken to implement operational objectives and budgetary policies such as revenues and expenditures. The following chart identifies the sub-processes and the associated inherent risks:

| | |
|--|---------|
| Fuel Invoicing Procedures Cash Handling Policy for Rentals (misappropriation) Cash Handling Policy for Deposits Procurement Card (P-Card) Inventory Policies and Procedures Work Order Procedures | Low |
| Cash Handling Policy for Rentals (deposits) Locked Cash Drawer Purchasing Fuel Procedures | Medium |
| Record (i.e., recording of non-capitalized assets) | Extreme |

- **Personnel:** Personnel related duties and responsibilities. The following chart identifies the sub-processes and the associated inherent risks:

| | |
|-------------------------------|-----|
| On-Call Policies & Procedures | Low |
|-------------------------------|-----|

- **Road and Bridge:** The construction and maintenance of roads and bridges in the county that are not part of the state highway system. The following chart identifies the sub-processes and the associated inherent risks:

| | |
|---|---------|
| Funding | Low |
| Construction Improvement and Repair of Streets and Municipalities | |
| Local Contributions | Medium |
| Powers and Duties of Ex Officio Road Commissioners | Extreme |
| General Authority of Commissioners Court | |

- **Safety and Health:** The general responsibility to ensure the health and safety of the public and employees. The following chart identifies the sub-processes and the associated inherent risks:

| | |
|---|---------|
| Safety and Health Procedures – Training & Certification | Medium |
| Education, Training & Certification | Extreme |
| Safety Inspections | |

Commissioner Precinct 2's management and staff was very engaging and dedicated to improving all aspects of their processes.

Inherent Risk Rating

With the cooperation of Commissioner Precinct 2, Audit evaluated the associated risks for each business process by rating the risks based on likelihood and impact. Likelihood is the probability the risk will occur, whereas impact is the severity of consequences resulting from a breakdown in the process and/or controls if the risk were to occur. When evaluating impact, risk factors included the Operations (effectiveness and efficiency) and Compliance (laws and regulations).

Risk likelihood was rated on a five-level scale from very low (remote) to very high and risk impact was rated on a five-level scale from insignificant to catastrophic. The resulting scores were then used to determine the inherent risk ratings for each business process using our Risk Rating Matrix below:

Risk Rating Matrix

| | | | | | | |
|--------------------|--------------------------|------------------------|----------------|---------------------|-------------------|----------------------|
| Risk Impact | Catastrophic (E) | Medium risk | High risk | Extreme risk | Catastrophic risk | Extreme risk |
| | Major (D) | Medium risk | Medium risk | High risk | Catastrophic risk | Extreme risk |
| | Significant (C) | Low risk | Medium risk | Medium risk | High risk | Catastrophic risk |
| | Minor (B) | Low risk | Low risk | Medium risk | Medium risk | High risk |
| | Insignificant (A) | Low risk | Low risk | Low risk | Low risk | Medium risk |
| | | Very Low (1) | Low (2) | Moderate (3) | High (4) | Very High (5) |
| | | Risk Likelihood | | | | |

Inherent Risk is the sum of Likelihood and Impact and represents the risk that an activity would pose if no controls were in place. Using Audit's Risk Rating Matrix, the inherent risk for each business process was rated on a four-level scale as follows:

| Inherent Risk Rating | Description |
|----------------------|--|
| Low | The risk of loss is remote, or if a loss were to occur it would have no impact on the department and/or County |
| Medium | There is an average risk of loss. If a loss were to occur it would likely have a moderate impact on the department and/or County |
| High | The activity could potentially result in a significant loss to the department and/or County. However, the resulting loss, while significant, would not threaten the County in the long term. |
| Extreme | The activity could lead to significant and harmful loss to the department and/or County |

Summary of Results

To provide visibility into the business processes which pose the greatest risk to Commissioner Precinct 2, the following graph depicts the results:

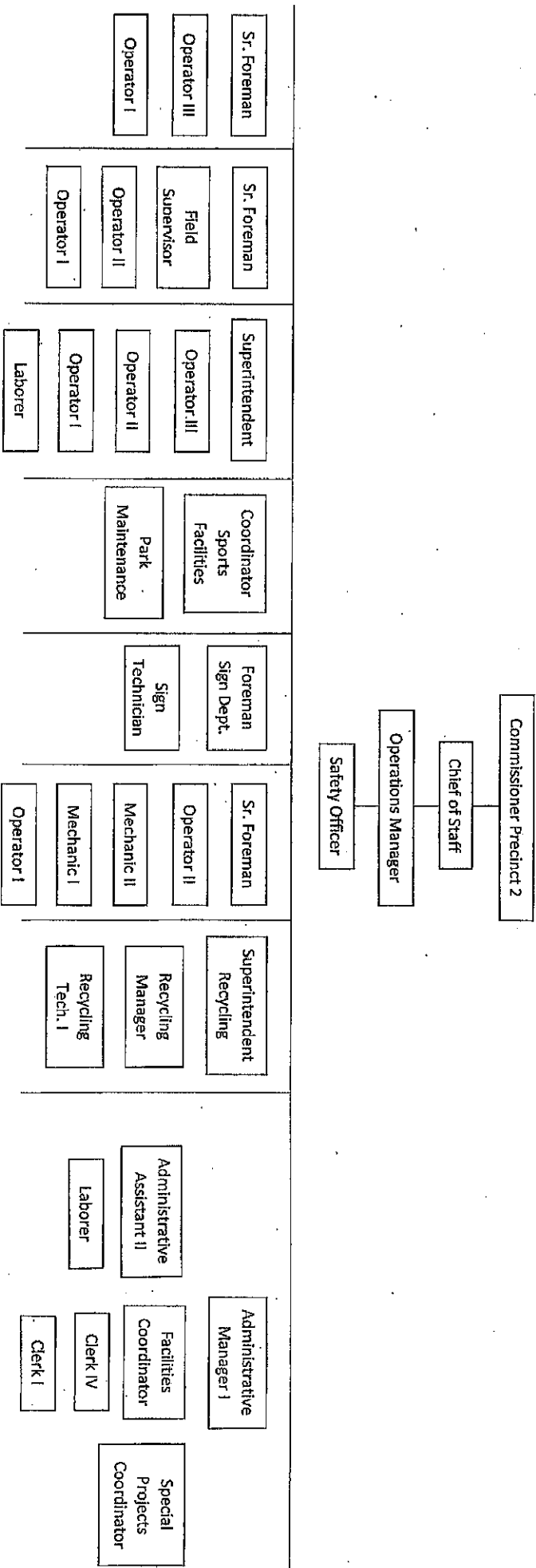
| Inherent Risk of Control Failure | | | | |
|----------------------------------|-----|--------|------|---------|
| Business Process | Low | Medium | High | Extreme |
| Contracting Authority | | | | |
| Fiscal Operation | | | | |
| Personnel | | | | |
| Road and Bridge | | | | |
| Safety and Health | | | | |

| | |
|---|---------------|
| Commissioner Precinct 2's Inherent Risk Average: | Medium |
|---|---------------|

Overall, there is a moderate (medium) risk level of control failure present

Because management control is not a factor in determining the level of inherent risk, a high degree of inherent risk does not indicate poor management or the absence of controls. Assessing the risk level is a method to help management focus their efforts on identifying and mitigating the highest risk areas. A formal audit plan will be developed in the future and will address the risk levels from the initial Risk Assessment. The audit plan will include testing the higher risk areas noted within this report in order to gain assurance of efficient and effective mitigating controls.


Commissioner Precinct 2 - Organization Chart



Areas of Potential Concern/Opportunities for Improvement

- Precinct 2 was made aware of an opportunity for improvement in regards to Community Center and Horse Arena rental deposit checks being held until after the event is over. The process of holding rental deposits is being reviewed and discussed with other precincts in conjunction with Internal Audit to find appropriate methods to handle these types of deposits.

Audit will include a review of the above noted Opportunities for Improvement in future audit plans.



Montgomery County, Texas
Office of the County Auditor
501 North Thompson, Suite 205, Conroe, Texas 77301
P. O. Box 539, Conroe, Texas 77305

Rakesh Pandey, CPA
County Auditor


Angela H. Blocker
1st Assistant County Auditor

Date: May 17, 2021
To: Rakesh Pandey, County Auditor
From: Starla Terry, Internal Audit Supervisor *ST*
Re: Commissioners Court May 25, 2021 Meeting Submission for Consent Agenda

Consider and accept the following completed audit:

Compliance Audit FY20

- Drug & DWI Court – Q2 – Q4




**OFFICE OF COUNTY AUDITOR
INTERNAL AUDIT REPORT**

**DRUG & DWI COURT
2nd QTR COMPLIANCE AUDIT FY2020**

DRUG & DWI COURT DIRECTOR
Christen Arnold

INTERNAL AUDIT STAFF
Rakesh Pandey, County Auditor, CPA
Janet Browning, Internal Audit Manager, CIA, CFE
Starla Terry, Internal Audit Supervisor
Tracie Longoria, Internal Audit Assistant



Montgomery County, Texas
Office of the County Auditor
501 North Thompson, Suite 205, Conroe, Texas 77301
P. O. Box 539, Conroe, Texas 77305

Rakesh Pandey, CPA
County Auditor

Angela H. Blocker
1st Assistant County Auditor

Date: May 6, 2021

To: Christen Arnold, Director

From: Starla Terry, Internal Audit Supervisor *ST*

Re: Drug & DWI Court – 2nd Qtr. Compliance Audit FY2020

The Auditor's Office has completed an audit of the Drug & DWI Court monthly reports for January through March 2020.

The objectives of the audit were to ensure compliance with relevant statutes regarding monthly reports.

Attached is the Internal Audit report for the Drug & DWI Court office.

INTRODUCTION

The Montgomery County Auditor's Office has examined a sample of the monthly reports of the Drug & DWI Court office for the months of January 2020 through March 2020.

SCOPE

The scope of the review included Q2 FY2020 supporting documentation necessary to verify compliance with certain required Local Government Codes.

OBJECTIVES

The objectives of the examination were to verify compliance with submission of the monthly reports, mathematical accuracy of the reports, and to confirm funds collected were deposited with the County Treasurer in a timely manner.

METHODOLOGY

To achieve the audit objectives, the Department of Internal Audit performed the following:


- Evaluate whether amounts reported on the monthly fee reports were submitted in compliance with LGC §114.001(a), (b) General Requirements Applicable to Reports and LGC §114.043 Periodic Report to County Auditor;
- Verify monthly fee reports are mathematically accurate and are therefore approved as submitted in compliance with LGC §115.002 Examination of Books and Reports;
- Verify funds collected were deposited with the County Treasurer in compliance with LGC §113.022 Time for Making Deposits

AUDIT RESULTS

- Monthly fee reports were submitted in compliance with LGC §114.001(a), (b) and LGC §114.043
- Monthly fee reports reviewed were mathematically accurate and therefore approved as submitted in compliance with LGC §115.002
- Funds collected were deposited with the County Treasurer in compliance with LGC §113.022

CONCLUSION

The report will be submitted to Commissioners Court May 25, 2021. If you have any questions regarding this report, please contact me at (936)-539-7820.




**OFFICE OF COUNTY AUDITOR
INTERNAL AUDIT REPORT**

**DRUG & DWI COURT
3rd QTR COMPLIANCE AUDIT FY2020**

DRUG & DWI COURT DIRECTOR
Christen Arnold

INTERNAL AUDIT STAFF
Rakesh Pandey, County Auditor, CPA
Janet Browning, Internal Audit Manager, CIA, CFE
Starla Terry, Internal Audit Supervisor
Tracie Longoria, Internal Audit Assistant



Montgomery County, Texas
Office of the County Auditor
501 North Thompson, Suite 205, Conroe, Texas 77301
P. O. Box 539, Conroe, Texas 77305

Rakesh Pandey, CPA
County Auditor

Angela H. Blocker
1st Assistant County Auditor

Date: May 6, 2021

To: Christen Arnold, Director

From: Starla Terry, Internal Audit Supervisor *ST*

Re: Drug & DWI Court – 3rd Qtr. Compliance Audit FY2020

The Auditor's Office has completed an audit of the Drug & DWI Court monthly reports for April through June 2020.

The objectives of the audit were to ensure compliance with relevant statutes regarding monthly reports.

Attached is the Internal Audit report for the Drug & DWI Court office.

INTRODUCTION

The Montgomery County Auditor's Office has examined a sample of the monthly reports of the Drug & DWI Court office for the months of April 2020 through June 2020.

SCOPE

The scope of the review included Q3 FY2020 supporting documentation necessary to verify compliance with certain required Local Government Codes.

OBJECTIVES

The objectives of the examination were to verify compliance with submission of the monthly reports, mathematical accuracy of the reports, and to confirm funds collected were deposited with the County Treasurer in a timely manner.

METHODOLOGY

To achieve the audit objectives, the Department of Internal Audit performed the following:

- Evaluate whether amounts reported on the monthly fee reports were submitted in compliance with LGC §114.001(a), (b) General Requirements Applicable to Reports and LGC §114.043 Periodic Report to County Auditor;
- Verify monthly fee reports are mathematically accurate and are therefore approved as submitted in compliance with LGC §115.002 Examination of Books and Reports;
- Verify funds collected were deposited with the County Treasurer in compliance with LGC §113.022 Time for Making Deposits

AUDIT RESULTS

- All three monthly fee reports for the quarter were submitted in compliance with LGC §114.001(a) and LGC §114.043
- April and May monthly fee reports were submitted in compliance with LGC §114.001(b)
- June monthly fee report was submitted out of compliance with §114.001(b)
- Monthly fee reports reviewed were mathematically accurate and therefore approved as submitted in compliance with LGC §115.002
- Funds collected were deposited with the County Treasurer in compliance with LGC §113.022

Recommendation: We recommend filing the monthly reports by the fifth business day after the last day of each month per the LGC §114.001(b) General Requirements Applicable to Reports.

CONCLUSION

The report will be submitted to Commissioners Court May 25, 2021. If you have any questions regarding this report, please contact me at (936)-539-7820.



**OFFICE OF COUNTY AUDITOR
INTERNAL AUDIT REPORT**

**DRUG & DWI COURT
4th QTR COMPLIANCE AUDIT FY2020**

DRUG & DWI COURT DIRECTOR
Christen Arnold

INTERNAL AUDIT STAFF
Rakesh Pandey, County Auditor, CPA
Janet Browning, Internal Audit Manager, CIA, CFE
Starla Terry, Internal Audit Supervisor
Tracie Longoria, Internal Audit Assistant



Montgomery County, Texas
Office of the County Auditor
501 North Thompson, Suite 205, Conroe, Texas 77301
P. O. Box 539, Conroe, Texas 77305

Rakesh Pandey, CPA
County Auditor

Angela H. Blocker
1st Assistant County Auditor

Date: May 6, 2021

To: Christen Arnold, Director

From: Starla Terry, Internal Audit Supervisor *ST*

Re: Drug & DWI Court – 4th Qtr. Compliance Audit FY2020

The Auditor's Office has completed an audit of the Drug & DWI Court monthly reports for July through September 2020.

The objectives of the audit were to ensure compliance with relevant statutes regarding monthly reports.

Attached is the Internal Audit report for the Drug & DWI Court office.

INTRODUCTION

The Montgomery County Auditor's Office has examined a sample of the monthly reports of the Drug & DWI Court office for the months of July 2020 through September 2020.

SCOPE

The scope of the review included Q4 FY2020 supporting documentation necessary to verify compliance with certain required Local Government Codes.

OBJECTIVES

The objectives of the examination were to verify compliance with submission of the monthly reports, mathematical accuracy of the reports, and to confirm funds collected were deposited with the County Treasurer in a timely manner.

METHODOLOGY

To achieve the audit objectives, the Department of Internal Audit performed the following:

- Evaluate whether amounts reported on the monthly fee reports were submitted in compliance with LGC §114.001(a), (b) General Requirements Applicable to Reports and LGC §114.043 Periodic Report to County Auditor;
- Verify monthly fee reports are mathematically accurate and are therefore approved as submitted in compliance with LGC §115.002 Examination of Books and Reports;
- Verify funds collected were deposited with the County Treasurer in compliance with LGC §113.022 Time for Making Deposits

AUDIT RESULTS

- All three monthly fee reports for the quarter were submitted in compliance with LGC §114.001(a) and LGC §114.043
- July and August monthly fee reports were submitted out of compliance with LGC §114.001(b)
- September monthly fee report was submitted in compliance with LGC §114.001(b)
- Monthly fee reports reviewed were mathematically accurate and therefore approved as submitted in compliance with LGC §115.002
- Funds collected were deposited with the County Treasurer in compliance with LGC §113.022

Recommendation: We recommend filing the monthly reports by the fifth business day after the last day of each month per the LGC §114.001(b) General Requirements Applicable to Reports.

CONCLUSION

The report will be submitted to Commissioners Court May 25, 2021. If you have any questions regarding this report, please contact me at (936)-539-7820.



The Montgomery County Drug &DWI Court

Christen W. Arnold

Director

To: Starla Terry
Montgomery County Auditor

From: Christen Arnold
Drug & DWI Court

Date: May 5, 2021

Re: Compliance Audit

Department Response: I understand that there were two monthly reports were out of compliance. Operations in the office were mostly being conducted at home during this time due to the pandemic. Moving forward the monthly reports will be completed in the time required.

Montgomery County Utilities Usage/Billing¹
Year 2021

| MONTH | TYPE | CONSUMPTION | COST |
|---------------------|--------------|--------------------|--------------|
| January 2021 | Gas Mcf | 2,333 | \$14,093.35 |
| | Water Gal | 3,493,300 | \$48,246.98 |
| | Electric kWh | 2,432,236 | \$232,871.23 |

| MONTH | TYPE | CONSUMPTION | COST |
|----------------------|--------------|--------------------|--------------|
| February 2021 | Gas Mcf | 2,396 | \$15,303.42 |
| | Water Gal | 5,351,377 | \$72,248.44 |
| | Electric kWh | 2,534,231 | \$234,267.95 |

Notes:

¹ GC §2265.001: Recording and Reporting of Electricity, Water, and Natural Gas Consumption.

Source: Energy Coordinator, MCTX