

MONTGOMERY COUNTY, TEXAS

Monthly Report to Commissioners Court and District Judges



**For the 8 Months Ended
May 31, 2022**

This page left blank intentionally.

MONTGOMERY COUNTY, TEXAS

**MONTHLY REPORT TO COMMISSIONERS COURT AND
DISTRICT JUDGES**

Prepared by

THE MONTGOMERY COUNTY AUDITOR'S OFFICE
Rakesh Pandey, CPA
County Auditor

Information is presented based on ledger balances and entries posted through June 14, 2022 for the month ended May 31, 2022. This is unaudited information.

This page left blank intentionally.

MONTGOMERY COUNTY, TEXAS
Monthly Report to Commissioners Court and District Judges
As of May 31, 2022

TABLE OF CONTENTS

| | Page |
|---|-------------|
| County Auditor's Letter of Transmittal | 1 |
| Report of Cash Balances | 2 |
| Summary of Changes in Fund Balance, All Funds | 3 |
| Schedule of Expenditures - All Departments - Budget and Year-to-Date Actual | 4-7 |
| Schedule of Bond Indebtedness | 8 |
| Other Information of Interest | 9 |

This page left blank intentionally.



Montgomery County, Texas
Office of the County Auditor
501 North Thompson, Suite 205, Conroe, Texas 77301
P. O. Box 539, Conroe, Texas 77305

Rakesh Pandey, CPA
County Auditor

Angela H. Blocker
1st Assistant County Auditor

June 28, 2022

The Board of District Judges
The Commissioners' Court
Montgomery County, Texas

Honorable Judges and Commissioners:

The required Monthly Report of Montgomery County, Texas is submitted herewith for the period from May 1, 2022 through May 31, 2022. This report was prepared by the County Auditor in compliance with Chapter 114 Section 025 of the Local Government Code.

This Monthly Report presents several segments: **Report of Cash Balances, Summary of Changes in Fund Balance, Schedule of Expenditures, Schedule of Indebtedness, and Other Information.** Included in the Report of Cash Balance are a listing of account balances held by the County. The Summary of Changes in Fund Balance report the aggregate fund balance in each County fund. The Budget Status section is comprised of a Schedule of Expenditures for all departments showing the adjusted budget, the current month's actual activity, the activity for the year to date, current encumbrances and the remainder in the budget. The Schedule of Indebtedness includes a list of County's outstanding bonded debt and capital leases.

This report is designed to provide a general overview of Montgomery County's finances for the District Judges and Commissioners' Court as prescribed in Chapter 114 Section 025 of the Local Government Code. However, the reader should note that the report does not include those disclosures associated with, and usually made a part of, audited financial statements. Questions concerning any of the information provided in this report or requests for additional financial information should be addressed to the Montgomery County Auditor, P.O. Box 539, Conroe, Texas 77305-0539.

Respectfully submitted,

Rakesh Pandey
Montgomery County Auditor

RP/ah

MONTGOMERY COUNTY, TEXAS
Report of Cash & Investment Balances - County's Depository
For the 8 Months Ended May 31, 2022

| | |
|--|-----------------------|
| | Balance |
| Cash - County | 313,479,072 |
| Cash - Montgomery County Toll Road Authority | 336,378 |
| Total Cash Balance | \$ 313,815,450 |

| | |
|---|-----------------------|
| | Balance |
| Investments - County | 143,208,122 |
| Investments - Montgomery County Toll Road Authority | 29,594,864 |
| Total Investments | \$ 172,802,986 |

MONTGOMERY COUNTY, TEXAS
Summary of Changes in Fund Balance - All Funds
For the 8 Months Ended May 31, 2022

| Fund | Fund Description | Fund Balance, 5/1/2022 | Revenues/Other Financing Sources | Expenditures/Other Financing Uses | Fund Balance, 5/31/2022 |
|------|---------------------------------------|------------------------|-------------------------------------|--------------------------------------|----------------------------|
| | ENTITY 1 | | | | |
| 100 | General Fund | \$ 241,822,813 | \$ 5,463,056 | \$ 27,133,493 | \$ 220,152,376 |
| 200 | Road & Bridge | 37,495,550 | 11,599,150 | 3,784,964 | 45,309,736 |
| 201 | Worthless Check | 19,848 | - | - | 19,848 |
| 202 | Forfeitures | 1,451,986 | - | 19,804 | 1,432,182 |
| 203 | Jail Commissary | 1,211,171 | - | 123,262 | 1,087,909 |
| 204 | Law Library | 555,228 | 28,885 | 36,585 | 547,528 |
| 205 | Pre-Trial Diversion | 46,514 | 1,600 | 188 | 47,926 |
| 206 | County Clerk Records Mgt and Pres | 2,153,400 | 83,965 | 63,482 | 2,173,883 |
| 207 | County Records Management | 43,248 | 1,483 | - | 44,731 |
| 208 | District Clerk Records Mgt & Pres | 276,605 | 22,428 | 90 | 298,943 |
| 209 | Distict Clerk Records Preservation | 224,948 | 198 | - | 225,146 |
| 210 | County & District Courts Digital Pres | 560,457 | 208 | - | 560,665 |
| 211 | County & District Court Technology | 29,321 | 1,552 | 152 | 30,721 |
| 212 | Court Guardianship | 34,053 | 5,580 | 8,465 | 31,168 |
| 213 | Court Reporter Service | 388,641 | 20,552 | 6,255 | 402,938 |
| 214 | Courthouse Security County/Dist | 64,955 | 33,868 | 37,213 | 61,610 |
| 215 | Courthouse Security JP | 393,871 | 6,833 | 8,211 | 392,493 |
| 216 | Justice Court Technology | 507,102 | 5,727 | 4,949 | 507,880 |
| 217 | Juvenile Case Manager | (153,734) | 762 | 26,151 | (179,123) |
| 218 | CC Vital Records Preservation | 72,112 | 2,262 | - | 74,374 |
| 219 | Contract Election Service | (992,458) | 39 | 79,067 | (1,071,486) |
| 220 | Grants | 46,489,187 | 5,168,176 | 4,533,248 | 47,124,115 |
| 221 | HAVA | 285,978 | - | - | 285,978 |
| 222 | Joe Corely Pass-Thru | - | - | - | - |
| 224 | Court Facility Fee | 44,140 | 15,700 | - | 59,840 |
| 225 | Language Access | 13,850 | 5,319 | - | 19,169 |
| 300 | Debt Service | 21,907,628 | 1,748 | - | 21,909,376 |
| 400 | Local Capital Projects | 20,596,921 | - | 1,645,344 | 18,951,577 |
| 401 | C/P Revenue Toll Bonds 10 | 5,299,411 | 5,340 | - | 5,304,751 |
| 402 | C/P Certificates of Obligation 2012 | 484,032 | 274 | - | 484,306 |
| 403 | C/P Pass Thru Toll Projects | 10,063,482 | - | 204,000 | 9,859,482 |
| 404 | C/P Road Bonds 2016 | 11,660 | 193 | - | 11,853 |
| 405 | C/P Road Bonds 2016A | 2,296,584 | 454 | 58,773 | 2,238,265 |
| 406 | C/P Road Bonds 2018 | 920,422 | 449 | 270,055 | 650,816 |
| 407 | C/P Road Bonds 2018B | 52,977,481 | 650,251 | 2,027,805 | 51,599,927 |
| 408 | C/P Sheriff Projects | 4,971,066 | - | 19,990 | 4,951,076 |
| 421 | Road Bond Pass-Through | (5,748) | - | 5,105 | (10,853) |
| 500 | Self Insurance | 9,519,762 | 6,005,243 | 5,007,235 | 10,517,770 |
| 501 | Workers Compensation | 2,584,400 | 972,003 | 33,216 | 3,523,187 |
| 502 | Property/Casualty | (3,076,119) | 909,047 | 50,780 | (2,217,852) |
| | ENTITY 2 | | | | |
| 100 | General Fund | (33,607,996) | 1,268 | - | (33,606,728) |
| 101 | 249 Operations | 36,953,104 | 1,303,530 | 355,993 | 37,900,641 |
| 300 | Debt Service | 2,322,559 | 997 | - | 2,323,556 |
| | Total - All Funds | <u>\$ 467,257,435</u> | <u>\$ 32,318,140</u> | <u>\$ 45,543,875</u> | <u>\$ 454,031,700</u> |

MONTGOMERY COUNTY, TEXAS
Schedule of Expenditures - All Departments
Budget and Year-to-Date Actual for the 8 Months Ended May 31, 2022

Page 1 of 4

| | Adjusted Budget | Current Month Actual | Year- to-Date Actual | Encumbrances | Unexpended Budget |
|--|--------------------|----------------------------|----------------------------|------------------|----------------------|
| <u>100 GENERAL FUND</u> | | | | | |
| <u>10 General Government</u> | | | | | |
| 2000 County Judge | 608,742 | 49,560 | 367,787 | 18,456 | 222,499 |
| 2100 Human Resources | 679,720 | 50,107 | 397,503 | - | 282,217 |
| 2101 Civil Service | 4,500 | 275 | 275 | - | 4,225 |
| 2200 Risk Management | 998,450 | 69,921 | 555,849 | 770 | 441,831 |
| 2300 County Clerk | 2,782,587 | 202,422 | 1,636,557 | 149 | 1,145,881 |
| 250* Elections Administrator | 9,799,464 | 272,133 | 2,091,531 | 7,465,336 | 242,597 |
| 2600 Information Technology | 11,189,896 | 1,014,251 | 7,142,823 | 438,152 | 3,608,921 |
| 3000 Building Custodial Services | 3,473,444 | 280,606 | 2,145,411 | 28,903 | 1,299,130 |
| 3100 Building Maintenance | 8,374,916 | 848,401 | 5,513,655 | 183,661 | 2,677,600 |
| 3200 Other | 34,844 | - | 10,000 | - | 24,844 |
| 3210 Non-Departmental | 23,919,387 | 7,692,508 | 18,970,248 | 990 | 4,948,149 |
| 3211 Contingency | 433,974 | - | - | - | 433,974 |
| 4001 Permits | 558,455 | 47,843 | 377,199 | 585 | 180,671 |
| Total General Government | 62,858,379 | 10,528,027 | 39,208,838 | 8,137,002 | 15,512,539 |
| <u>20 Financial Administration</u> | | | | | |
| 2302 Court Collections | 488,915 | 29,528 | 240,079 | 1,738 | 247,098 |
| 3210 Non-Departmental | 4,194,929 | 840 | 2,711,448 | 3,500 | 1,479,981 |
| 3300 Purchasing Agent | 1,118,007 | 86,579 | 675,870 | 720 | 441,417 |
| 3400 County Auditor | 2,524,333 | 189,128 | 1,492,256 | 2,167 | 1,029,910 |
| 3500 Budget Office | 452,361 | 30,323 | 249,015 | 480 | 202,866 |
| 3600 County Treasurer | 849,429 | 61,257 | 501,164 | 675 | 347,590 |
| 370* Tax Assessor/Collector | 5,318,261 | 388,540 | 3,122,921 | 2,062 | 2,193,278 |
| 3800 Payroll | 288,244 | 41,608 | 78,239 | - | 210,005 |
| Total Financial Administration | 15,234,479 | 827,803 | 9,070,992 | 11,342 | 6,152,145 |
| <u>30 Health and Human Services</u> | | | | | |
| 2400 Veterans Service | 354,498 | 26,694 | 218,109 | 24 | 136,365 |
| 3200 Other | 1,603,398 | 86,649 | 1,277,831 | - | 325,567 |
| 3210 Non-Departmental | - | - | 30,175 | - | (30,175) |
| 3250 Child Welfare | 78,601 | 4,333 | 23,910 | 12,505 | 42,186 |
| 4000 Environmental Health | 2,168,555 | 172,781 | 1,331,481 | 1,453 | 835,621 |
| 4100 Animal Services | 5,203,482 | 342,923 | 3,134,590 | 154,453 | 1,914,439 |
| 4200 Forensic Services | 2,321,780 | 165,907 | 1,434,813 | 6,780 | 880,187 |
| 4300 MCCC County | 164,836 | 12,497 | 99,884 | - | 64,952 |
| 4600 Extension Agents | 792,982 | 58,414 | 446,911 | 212 | 345,859 |
| Total Health and Human Services | 12,688,132 | 870,198 | 7,997,704 | 175,427 | 4,515,001 |
| <u>40 Culture and Recreation</u> | | | | | |
| 3200 Other | - | - | 5,000 | - | (5,000) |
| 3240 Historical Commission | 30,000 | 10,265 | 17,144 | - | 12,856 |
| 3242 Heritage Museum | 15,000 | - | 11,250 | 3,750 | - |
| 4400 Convention Center | 1,007,188 | 87,759 | 636,280 | 27,923 | 342,985 |
| 4401 Fairgrounds/EXPO Center | - | - | - | - | - |
| 4500 Memorial Library | 10,389,332 | 820,272 | 5,996,151 | 122,426 | 4,270,755 |
| Total Culture and Recreation | 11,441,520 | 918,296 | 6,665,825 | 154,099 | 4,621,596 |

MONTGOMERY COUNTY, TEXAS
Schedule of Expenditures - All Departments
Budget and Year-to-Date Actual for the 8 Months Ended May 31, 2022

Page 2 of 4

| | Adjusted Budget | Current Month Actual | Year- to-Date Actual | Encumbrances | Unexpended Budget |
|--|--------------------|----------------------------|----------------------------|------------------|----------------------|
| <u>50 Law Enforcement & Corrections</u> | | | | | |
| 3200 Other | 60,469 | - | - | - | 60,469 |
| 3210 Non-Departmental | 7,681 | - | 7,681 | - | - |
| 3230 Department of Public Safety | 285,766 | 22,289 | 176,608 | - | 109,158 |
| 51* District Attorney | 13,065,824 | 1,026,131 | 8,429,358 | 61,335 | 4,575,131 |
| 5200 Office of Homeland Security | 1,021,357 | 116,352 | 666,678 | 147,034 | 207,645 |
| 530* Fire Marshal | 2,160,161 | 173,406 | 1,390,967 | 18,557 | 750,637 |
| 540* Juvenile Probation | 6,151,060 | 390,137 | 3,775,644 | 4,272 | 2,371,144 |
| 550* Adult Probation | 4,373,828 | 313,251 | 2,541,490 | 8,692 | 1,823,646 |
| 56* Commissions | 456,470 | 6,643 | 92,162 | 14,748 | 349,560 |
| 6* Sheriff | 71,518,808 | 5,309,755 | 42,035,872 | 1,812,987 | 27,669,949 |
| 6601 Jail | 27,126,903 | 2,074,903 | 17,443,558 | 25,139 | 9,658,206 |
| 7100 Constable Precinct 1 | 5,577,814 | 490,507 | 3,686,287 | 34,653 | 1,856,874 |
| 7200 Constable Precinct 2 | 2,611,397 | 231,355 | 1,869,411 | 57,122 | 684,864 |
| 7300 Constable Precinct 3 | 7,228,915 | 569,704 | 4,413,422 | 128,231 | 2,687,262 |
| 7400 Constable Precinct 4 | 5,024,473 | 440,687 | 3,358,565 | 39,599 | 1,626,309 |
| 7500 Constable Precinct 5 | 4,991,822 | 390,758 | 3,151,457 | 48,545 | 1,791,820 |
| Total Law Enforcement & Corrections | 151,662,748 | 11,555,878 | 93,039,160 | 2,400,914 | 56,222,674 |
| <u>60 Legal and Judicial</u> | | | | | |
| 2700 District Clerk | 3,915,854 | 294,492 | 2,350,093 | - | 1,565,761 |
| 280* County Attorney | 3,815,651 | 271,395 | 2,425,132 | 7,016 | 1,383,503 |
| 3210 Non-Departmental | - | - | 45 | - | (45) |
| 3220 Alternate Dispute Resolution | 150,000 | 17,607 | 92,327 | - | 57,673 |
| 8100 Court Operations | 966,021 | 69,940 | 470,905 | 18,037 | 477,079 |
| 8101 Indigent Defense - Criminal | 7,228,000 | 392,772 | 3,662,695 | 1,034,802 | 2,530,503 |
| 8102 Indigent Defense - Civil | 1,118,398 | 154,475 | 699,462 | - | 418,936 |
| 8103 Office of Court Administration | 1,304,120 | 110,218 | 837,243 | 919 | 465,958 |
| 8210 County Court at Law 1 | 570,240 | 43,656 | 347,658 | - | 222,582 |
| 8220 County Court at Law 2 | 958,195 | 74,706 | 591,947 | 318 | 365,930 |
| 8230 County Court at Law 3 | 843,154 | 64,711 | 533,974 | 230 | 308,950 |
| 8240 County Court at Law 4 | 580,584 | 44,214 | 352,227 | 115 | 228,242 |
| 8250 County Court at Law 5 | 565,551 | 43,786 | 344,060 | 507 | 220,984 |
| 8310 9th District Court | 363,902 | 29,145 | 234,579 | - | 129,323 |
| 8320 221st District Court | 379,790 | 29,775 | 234,997 | 76 | 144,717 |
| 8330 284th District Court | 682,582 | 53,903 | 426,427 | 1,581 | 254,574 |
| 8340 359th District Court | 457,093 | 34,435 | 279,434 | 243 | 177,416 |
| 8350 410th District Court | 689,298 | 52,611 | 427,903 | 135 | 261,260 |
| 8360 418th District Court | 711,240 | 55,205 | 444,057 | 13 | 267,170 |
| 8370 435th District Court | 387,809 | 26,267 | 232,703 | 84 | 155,022 |
| 8380 457th District Court | 593,937 | 46,045 | 368,432 | 323 | 225,182 |
| 8401 Drug Court | 722,186 | 44,190 | 299,806 | 1,463 | 420,917 |
| 8402 DWI Drug Court | 348,343 | 23,448 | 155,518 | 2,203 | 190,622 |

MONTGOMERY COUNTY, TEXAS
Schedule of Expenditures - All Departments
Budget and Year-to-Date Actual for the 8 Months Ended May 31, 2022

Page 3 of 4

| | Adjusted Budget | Current Month Actual | Year- to-Date Actual | Encumbrances | Unexpended Budget |
|---|--------------------|----------------------------|----------------------------|-------------------|----------------------|
| 60 Legal and Judicial, (cont'd.) | | | | | |
| 8403 Mental Health Court Service | 382,072 | 27,126 | 234,332 | - | 147,740 |
| 8510 Justice of the Peace Precinct 1 | 1,052,180 | 77,175 | 623,204 | 322 | 428,654 |
| 8520 Justice of the Peace Precinct 2 | 668,879 | 42,560 | 398,809 | 37 | 270,033 |
| 8530 Justice of the Peace Precinct 3 | 1,338,921 | 104,455 | 834,462 | 15 | 504,444 |
| 8540 Justice of the Peace Precinct 4 | 1,142,372 | 86,758 | 689,068 | 96 | 453,208 |
| 8550 Justice of the Peace Precinct 5 | 649,616 | 52,189 | 406,343 | 110 | 243,163 |
| Total Legal and Judicial | 32,585,988 | 2,367,259 | 18,997,842 | 1,068,645 | 12,519,501 |
| 70 Transportation | | | | | |
| 5000 Airport | 768,989 | 57,549 | 455,042 | 514 | 313,433 |
| 5050 Customs Facility | 277,384 | 8,197 | 181,075 | 716 | 95,593 |
| 5060 Airport Resc/Firefighting (ARF) | 10,950 | 286 | 286 | 4,387 | 6,277 |
| Total Transportation | 1,057,323 | 66,032 | 636,403 | 5,617 | 415,303 |
| 80 Capital Projects | | | | | |
| 2600 Information Technology | 649,891 | - | 226,337 | 423,554 | - |
| Total Transportation | 649,891 | - | 226,337 | 423,554 | - |
| TOTAL GENERAL FUND | 288,178,460 | 27,133,493 | 175,843,101 | 12,376,600 | 99,958,759 |
| <u>SPECIAL REVENUE FUNDS</u> | | | | | |
| 200 Road and Bridge Fund | 51,710,980 | 3,784,964 | 22,411,847 | 3,995,544 | 25,303,589 |
| 201 Worthless Checks Fund | - | - | 327 | - | (327) |
| 202 Forfeitures Fund | 1,278,201 | 19,804 | 418,820 | 61,068 | 798,313 |
| 203 Sheriff Commissary Fund | 2,520,930 | 123,262 | 1,383,952 | 342,833 | 794,145 |
| 204 Law Library Fund | 369,361 | 36,585 | 208,835 | 2,278 | 158,248 |
| 205 Pre-Trial Diversion Fund | 55,160 | 188 | 12,370 | - | 42,790 |
| 206 Records Management and Preservation | 948,968 | 63,482 | 637,854 | 300,257 | 10,857 |
| 207 Records Management County Fund | 77,402 | - | - | - | 77,402 |
| 208 Records Management District Clerk Fund | 104,740 | 90 | 1,338 | - | 103,402 |
| 209 District Clerk Records Preservation Fund | 60,000 | - | - | 59 | 59,941 |
| 211 Court Technology County and District Fund | 38,974 | 152 | 15,689 | 1,210 | 22,075 |
| 212 Court Guardianship Fund | 100,000 | 8,465 | 92,056 | - | 7,944 |
| 213 Court Reporter Service Fund | 230,411 | 6,255 | 34,472 | 2,731 | 193,208 |
| 214 Courthouse Security Fund | 275,000 | 37,213 | 207,636 | - | 67,364 |
| 215 Justice Court Building Security Fund | 106,030 | 8,211 | 56,318 | - | 49,712 |
| 216 Justice Court Technology Fund | 350,270 | 4,949 | 130,140 | 104,573 | 115,557 |
| 217 Juvenile Case Manager Fund | 336,314 | 26,151 | 205,451 | - | 130,863 |
| 218 Vital Records Preservation Fund | 17,100 | - | 2,400 | 5,515 | 9,185 |
| 219 Contract Elections Fund | - | 79,067 | 652,024 | 381,308 | (1,033,332) |
| 220 Grants Fund * | 170,057,622 | 4,533,248 | 32,702,546 | 4,670,698 | 132,684,378 |
| 221 HAVA Grant Fund | - | - | 28,244 | - | (28,244) |
| 222 Joe Corley Pass Through Fund | 24,000,000 | - | 9,042,248 | - | 14,957,752 |
| TOTAL SPECIAL REVENUE FUNDS | 252,637,463 | 8,732,086 | 68,244,567 | 9,868,074 | 174,524,822 |

* Grants Fund Adjusted Budget is Life-to-Date

MONTGOMERY COUNTY, TEXAS
Schedule of Expenditures - All Departments
Budget and Year-to-Date Actual for the 8 Months Ended May 31, 2022

Page 4 of 4

| | Adjusted Budget | Current Month Actual | Year- to-Date Actual | Encumbrances | Unexpended Budget |
|--|--------------------|----------------------------|----------------------------|-------------------|----------------------|
| <u>DEBT SERVICE FUND</u> | | | | | |
| Debt Service Fund | 43,277,415 | - | 42,561,288 | - | 716,127 |
| <u>TOTAL DEBT SERVICE FUND</u> | <u>43,277,415</u> | <u>-</u> | <u>42,561,288</u> | <u>-</u> | <u>716,127</u> |
| <u>INTERNAL SERVICE FUNDS</u> | | | | | |
| 500 Self-Insurance Medical | - | 5,007,235 | 24,507,155 | 288,416 | (24,795,571) |
| 501 Self-Insurance Workers Compensation | - | 33,216 | 1,325,001 | - | (1,325,001) |
| 502 Self-Insurance Accident and Liability | - | 50,780 | 3,038,629 | 265,310 | (3,303,939) |
| <u>TOTAL INTERNAL SERVICE FUNDS</u> | <u>-</u> | <u>5,091,231</u> | <u>28,870,785</u> | <u>553,726</u> | <u>(29,424,511)</u> |
| <u>ENTERPRISE FUNDS</u> | | | | | |
| Montgomery County Toll Road Authority | 6,575,520 | 355,993 | 3,894,174 | 104,925 | 2,576,421 |
| <u>TOTAL ENTERPRISE FUNDS</u> | <u>6,575,520</u> | <u>355,993</u> | <u>3,894,174</u> | <u>104,925</u> | <u>2,576,421</u> |
| <u>TOTAL ALL FUNDS</u> | <u>590,668,858</u> | <u>41,312,803</u> | <u>319,413,915</u> | <u>22,903,325</u> | <u>248,351,618</u> |

MONTGOMERY COUNTY, TEXAS
Schedule of Indebtedness
As of May 31, 2022

| | <u>Interest Rate (%)</u> | <u>Issue Date</u> | <u>Maturity Date</u> | <u>Balances Outstanding</u> |
|---|------------------------------|-----------------------|--------------------------|---------------------------------|
| GENERAL OBLIGATION BONDS: | | | | |
| Refunding Bonds, Series 2014A | 5.00 | 2014 | 2025 | 46,520,000 |
| Refunding Bonds, Series 2016 | 4.25-5.25 | 2016 | 2032 | 58,925,000 |
| Road Bonds, Series 2016 | 4.25-5.25 | 2016 | 2041 | 50,065,000 |
| Refunding Bonds, Series 2016A | 3.00-5.00 | 2016 | 2030 | 32,680,000 |
| Road Bonds, Series 2016A | 4.00-5.00 | 2016 | 2042 | 67,540,000 |
| Road Bonds, Series 2018 | 4.00-5.00 | 2018 | 2043 | 41,100,000 |
| Road Bonds, Series 2018B | 3.50-5.00 | 2018 | 2040 | 87,300,000 |
| Refunding Bonds, Series 2018 | 4.00 | 2018 | 2030 | 26,965,000 |
| Refunding Bonds, Series 2020 | 4.00-5.00 | 2021 | 2032 | 21,460,000 |
| Refunding Bonds, Series 2021 | 4.00-5.00 | 2022 | 2032 | 8,430,000 |
| TOTAL GENERAL OBLIGATION BONDS PAYABLE | | | | 440,985,000 |
| CERTIFICATES OF OBLIGATION: | | | | |
| Series 2010B | 3.00-5.40 | 2010 | 2039 | 23,395,000 |
| TOTAL CERTIFICATES OF OBLIGATION | | | | 23,395,000 |
| TOTAL BONDED DEBT | | | | 464,380,000 |
| OTHER INDEBTEDNESS: | | | | |
| CAPITAL LEASES | | | | 8,169,902 |
| MONTGOMERY COUNTY TOLL ROAD AUTHORITY: | | | | |
| Senior Lien Toll Revenue Bonds, Series 2018 | 5.00 | 2018 | 2048 | 87,680,000 |
| TOTAL DEBT FOR MONTGOMERY COUNTY TOLL ROAD AUTHORITY | | | | 87,680,000 |
| TOTAL INDEBTEDNESS | | | | \$ 560,229,902 |

Reconciliation of Cash and Investment Balances
County General Ledger to Statement of Balances
For the Month Ended May 31, 2022

| | <u>Cash</u> | <u>Investment</u> |
|---|--------------------|--------------------|
| General Ledger Balance | 313,815,450 | 172,802,986 |
| Additions: | | |
| Accounts Classified as Investments for Treasurer but Cash for County | | 20,313,536 |
| Amounts journalized in following month - County Custodial Accounts controlled by Treasurer | 3,469,000 | |
| Subtractions: | | |
| Accounts Classified as Investments for Treasurer but Cash for County | (20,313,536) | |
| Accounts not handled by Treasurer | | |
| SIT Escrow | (787,486) | |
| County Attorney Discretionary | (147,798) | |
| District Attorney State Admin | 930 | |
| County Attorney State Admin | (75) | |
| Forfeitures Fund | (1,533,052) | |
| Jail Commissary | (3,281,185) | |
| Contract Election Fund | (1,651,676) | |
| Cash on Hand (various funds) | (34,055) | |
| Amounts journalized in following month - County | (651,732) | (2,786,624) |
| | <u>288,884,785</u> | <u>190,329,898</u> |
| Statement of Balances | 288,884,785 | 190,329,898 |
| Variance | - | - |

Any variance exists due to rounding of amounts

MONTGOMERY COUNTY, TEXAS
Other Information of Interest
As of May 31, 2022

| | <u>APPENDIX</u> |
|---|------------------------|
| ENTERPRISE RESOURCE PLANNING SOFTWARE - STATUS UPDATE | A |
| REPORTS COMPLYING WITH LOCAL GOVERNMENT CODE 114.023 | B |
| REPORTS COMPLYING WITH LOCAL GOVERNMENT CODE 114.024 | C |
| COMPLETED AUDITS | D |
| MONTHLY UTILITY COST | E |
| TEXAS COUNTY LATERAL ROAD AND BRIDGE EXPENDITURES YEARLY REPORT | <u>F</u> |

Steering Committee Presentation – Executive Summary

Phase 1/Phase 2:

Issue review meetings are bi-weekly.

Swanny Simpson was tasked with creating a security role for PR160. This is being tested.

Incident 16279814 is still open with Infor Support regarding transmission of ACA files to the IRS.

Development has determined that there is problem with the Reported offer error and is reviewing for a fix.

Phase 3

Call was held yesterday with Dodi, Mandy, Tammi and Bobby to schedule the build for Talent Acquisition in June and also weekly status meetings starting after the build.

Phase 4

Weekly calls are being held for LMS with Patrick Matyja (CSM for LMS) from Infor with MCTX team

Key risks: Risks will be reviewed again at the start of Phase 3.

- Key asks/assistance required: Security role for PR160 .

MONTGOMERY COUNTY, TEXAS

Monthly Unaudited Financial Report



**For the 7 Months Ended
April 30, 2022**

This page left blank intentionally.

MONTGOMERY COUNTY, TEXAS

MONTHLY UNAUDITED FINANCIAL REPORT

Prepared by

THE MONTGOMERY COUNTY AUDITOR'S OFFICE
Rakesh Pandey, CPA
County Auditor

Information is presented based on ledger balances and entries posted through May 11, 2022 for the month ended April 30, 2022. This is unaudited information.

This page left blank intentionally.

MONTGOMERY COUNTY, TEXAS
Unaudited Monthly Financial Report
As of April 30, 2022

TABLE OF CONTENTS

| | Page |
|--|-------------|
| County Auditor's Letter of Transmittal | i |

FINANCIAL STATEMENTS

| | |
|--|---|
| Consolidated Balance Sheet, Governmental Funds and Montgomery County Toll Road Authority Enterprise Fund | 2 |
| Changes in Fund Balance, Governmental Funds and Montgomery County Toll Road Authority Enterprise Fund | 3 |
| Statement of Net Position - Internal Service Funds | 4 |
| Statement of Changes in Net Position - Internal Service Funds | 5 |

BUDGET STATUS

| | |
|---|------|
| Schedule of Expenditures - All Departments - Budget and Year-to-Date Actual | 8-11 |
|---|------|

SCHEDULES

| | |
|---|----|
| Schedule of Revenues and Expenses - Montgomery County Toll Road Authority | 13 |
| Transfers In and Out - By Fund | 14 |
| Schedule of Bond Indebtedness | 15 |
| Schedule of Bond Indebtedness - Montgomery County Toll Road Authority | 16 |
| Reconciliation of Cash and Investment Balances | 17 |



Montgomery County, Texas
Office of the County Auditor
501 North Thompson, Suite 205, Conroe, Texas 77301
P. O. Box 539, Conroe, Texas 77305

Rakesh Pandey, CPA
County Auditor

Angela H. Blocker
1st Assistant County Auditor

May 24, 2022

The Commissioners' Court
Montgomery County, Texas

Honorable Commissioners:

The unaudited and unadjusted Monthly Financial Report of Montgomery County, Texas and the Montgomery County Toll Road Authority is submitted herewith for the period from April 1, 2022 through April 30, 2022. This report was prepared by the County Auditor in compliance with Chapter 114 Section 023 of the Local Government Code.

The Monthly Financial Report is presented in three sections: **Financial Statements**, **Budget Status**, and **Schedules**. Included in the Financial Statements are a Consolidated Balance Sheet and a Statement of Changes in Fund Balance. These statements report on all funds of the County. The Budget Status section is comprised of a Schedule of Expenditures for all departments showing the adjusted budget, the current month's actual activity, the activity for the year to date, current encumbrances and the remainder in the budget. The Schedules section includes a Schedule of Bonded Debt and a Schedule of Transfers to and from each fund.

This report is designed to provide a general overview of Montgomery County's finances for all those with an interest in the County's finances at a specific point during the fiscal year. However, the reader should note that the report does not include those disclosures associated with, and usually made a part of, audited financial statements. Questions concerning any of the information provided in this report or requests for additional financial information should be addressed to the Montgomery County Auditor, P.O. Box 539, Conroe, Texas 77305-0539.

Respectfully submitted,

Rakesh Pandey
Montgomery County Auditor

RP/ah

This page left blank intentionally.

FINANCIAL STATEMENTS

(unaudited)

MONTGOMERY COUNTY, TEXAS
Consolidated Balance Sheet
Governmental Funds and Montgomery County Toll Road Authority Enterprise Fund
For the 7 Months Ended April 30, 2022

| | Total Governmental Funds | Montgomery County Toll Road Authority | Total |
|---|--------------------------------|--|--------------------------------|
| Assets: | | | |
| Cash | \$ 330,737,554 | \$ 781,448 | \$ 331,519,002 |
| Investments, at Fair Value | 138,548,429 | 28,588,324 | 167,136,753 |
| Receivables: | | | |
| Taxes (net) | 10,319,712 | - | 10,319,712 |
| Accounts (net) | 63,077,289 | - | 63,077,289 |
| Due From Other Funds | 865,883,687 | 448,446,522 | 1,314,330,209 |
| Due From Other Entities | 482,975 | 4,042,357 | 4,525,332 |
| Due From Other Governments | - | - | - |
| Prepaid Items | 862,252 | - | 862,252 |
| Capital Assets, net of accumulated depreciation | 2,975 | 71,422,580 | 71,425,555 |
| <u>Total Assets</u> | <u>1,409,914,873</u> | <u>553,281,231</u> | <u>1,963,196,104</u> |
| <u>LIABILITIES AND FUND BALANCES:</u> | | | |
| Current Liabilities: | | | |
| Accounts Payable | 2,765,721 | - | 2,765,721 |
| Other Payables | 12,515,169 | 182,667 | 12,697,836 |
| Due to Other Funds | 871,104,894 | 448,446,775 | 1,319,551,669 |
| Due to Other Entities | 194,877 | 4,330,455 | 4,525,332 |
| Due to Other Governments | 715 | - | 715 |
| Unearned Revenue | 73,002,791 | - | 73,002,791 |
| Revenue Bonds Payable | - | 87,680,000 | 87,680,000 |
| Unamortized Premium on Bonds | - | 6,973,668 | 6,973,668 |
| Total liabilities | <u>959,584,167</u> | <u>547,613,565</u> | <u>1,507,197,732</u> |
| Fund Balances: | | | |
| Net investment in capital assets | - | 71,422,580 | 71,422,580 |
| Reserved | 210,255,541 | - | 210,255,541 |
| Unreserved | 240,075,165 | (65,754,914) | 174,320,251 |
| Total Fund Balances | <u>450,330,706</u> | <u>5,667,666</u> | <u>455,998,372</u> |
| <u>TOTAL LIABILITIES AND</u> | | | |
| <u>FUND BALANCES</u> | <u>\$ 1,409,914,873</u> | <u>\$ 553,281,231</u> | <u>\$ 1,963,196,104</u> |

MONTGOMERY COUNTY, TEXAS
Statement of Changes in Fund Balance
Governmental Funds and Montgomery County Toll Road Authority Enterprise Fund
For the 7 Months Ended April 30, 2022

| | <u>General Fund</u> | <u>Special Revenue Funds</u> | <u>Debt Service Funds</u> | <u>Capital Project Funds</u> | <u>Montgomery County Toll Road Authority</u> | <u>Total All Funds</u> |
|--------------------------------------|-----------------------|--------------------------------------|-----------------------------------|--------------------------------------|--|----------------------------|
| Fund Balance, 4/1/2022 | \$ 254,770,681 | \$ 95,428,281 | \$ 21,651,281 | \$ 100,106,470 | \$ 4,639,606 | \$ 476,596,319 |
| Revenues/Other Financing Sources | \$ 4,796,320 | \$ 2,238,620 | \$ 944 | \$ 173,176 | \$ 1,285,790 | \$ 8,494,850 |
| Expenditures/Other Financing Uses | \$ (19,491,836) | \$ (6,779,465) | \$ - | \$ (2,563,766) | \$ (257,730) | \$ (29,092,797) |
| Fund Balance, 4/30/2022 | <u>\$ 240,075,165</u> | <u>\$ 90,887,436</u> | <u>\$ 21,652,225</u> | <u>\$ 97,715,880</u> | <u>\$ 5,667,666</u> | <u>\$ 455,998,372</u> |

MONTGOMERY COUNTY, TEXAS
Statement of Net Position
Internal Service Funds
For the 7 Months Ended April 30, 2022

| | Total Internal Service Funds |
|---|---------------------------------|
| Assets: | |
| Cash | \$ 7,689,665 |
| Other Receivables | |
| Accounts (net) | 258,871 |
| Due From Other Funds | 33,245,713 |
| Prepaid Items | 7,367,946 |
| Capital Assets (net of accumulated depreciation): | |
| Buildings | 718,637 |
| Equipment | 50,018 |
| Total assets | <u>49,330,850</u> |
| Liabilities: | |
| Current Liabilities: | |
| Accounts Payable | (1,062,687) |
| Other Payables | 16,494,670 |
| Due to Other Funds | 27,814,718 |
| Total liabilities | <u>43,246,701</u> |
| Net Position: | |
| Invested in capital assets | 768,655 |
| Unreserved | 5,315,494 |
| Total Net Position | <u><u>\$ 6,084,149</u></u> |

MONTGOMERY COUNTY, TEXAS
Statement of Changes in Net Position
Internal Service Funds
For the 7 Months Ended April 30, 2022

| | <u>Total Internal Service Funds</u> |
|--|---|
| Current Operating Revenues: | |
| Fees | \$ 1,403,396 |
| Total Operating Revenues | <u>1,403,396</u> |
| Current Operating Expenses: | |
| Services | <u>3,643,300</u> |
| Total Operating Expenses | <u>3,643,300</u> |
| Change in net position | (2,239,904) |
| Total Net Position - April 1, 2022 | 8,324,053 |
| Total Net Position - April 30, 2022 | <u><u>\$ 6,084,149</u></u> |

This page left blank intentionally.

BUDGET STATUS

(unaudited)

MONTGOMERY COUNTY, TEXAS
Schedule of Expenditures - All Departments
Budget and Year-to-Date Actual for the 7 Months Ended April 30, 2022

Page 1 of 4

| | Adjusted Budget | Current Month Actual | Year- to-Date Actual | Encumbrances | Unexpended Budget |
|--|--------------------|----------------------------|----------------------------|----------------|----------------------|
| <u>100 GENERAL FUND</u> | | | | | |
| <u>10 General Government</u> | | | | | |
| 2000 County Judge | 592,788 | 47,870 | 318,226 | 24,782 | 249,780 |
| 2100 Human Resources | 679,720 | 48,103 | 347,396 | - | 332,324 |
| 2101 Civil Service | 4,500 | - | - | - | 4,500 |
| 2200 Risk Management | 1,000,183 | 84,466 | 485,929 | 770 | 513,484 |
| 2300 County Clerk | 2,768,784 | 200,932 | 1,434,135 | 425 | 1,334,224 |
| 250* Elections Administrator | 9,794,120 | 537,190 | 1,819,398 | 7,767,387 | 207,335 |
| 2600 Information Technology | 10,775,144 | 438,960 | 6,128,572 | 473,743 | 4,172,829 |
| 3000 Building Custodial Services | 3,454,017 | 262,821 | 1,862,851 | 40,410 | 1,550,756 |
| 3100 Building Maintenance | 7,450,261 | 602,584 | 4,665,254 | 167,064 | 2,617,943 |
| 3200 Other | - | 5,000 | 10,000 | - | (10,000) |
| 3210 Non-Departmental | 24,987,935 | 69,764 | 11,278,521 | 792 | 13,708,622 |
| 3211 Contingency | 797,887 | - | - | - | 797,887 |
| 4001 Permits | 558,455 | 51,134 | 329,356 | - | 229,099 |
| Total General Government | 62,863,794 | 2,348,824 | 28,679,638 | 8,475,373 | 25,708,783 |
| <u>20 Financial Administration</u> | | | | | |
| 2302 Court Collections | 488,818 | 34,382 | 209,774 | 421 | 278,623 |
| 3210 Non-Departmental | 4,194,929 | 3,800 | 2,710,608 | 3,500 | 1,480,821 |
| 3300 Purchasing Agent | 1,117,903 | 90,222 | 589,290 | 706 | 527,907 |
| 3400 County Auditor | 2,522,166 | 184,572 | 1,303,128 | 2,167 | 1,216,871 |
| 3500 Budget Office | 451,881 | 30,906 | 218,692 | 480 | 232,709 |
| 3600 County Treasurer | 849,419 | 60,514 | 439,907 | 1,997 | 407,515 |
| 370* Tax Assessor/Collector | 5,317,604 | 414,281 | 2,734,383 | 2,015 | 2,581,206 |
| 3800 Payroll | 288,337 | 36,632 | 36,632 | - | 251,705 |
| Total Financial Administration | 15,231,057 | 855,309 | 8,242,414 | 11,286 | 6,977,357 |
| <u>30 Health and Human Services</u> | | | | | |
| 2400 Veterans Service | 352,660 | 26,718 | 191,415 | 24 | 161,221 |
| 3210 Non-Departmental | - | 625 | 30,175 | - | (30,175) |
| 3200 Other | 1,603,398 | 335,527 | 1,191,182 | - | 412,216 |
| 3250 Child Welfare | 68,450 | 4,066 | 19,577 | 12,505 | 36,368 |
| 4000 Environmental Health | 2,159,337 | 168,358 | 1,158,700 | 3,773 | 996,864 |
| 4100 Animal Services | 5,135,569 | 362,635 | 2,791,668 | 153,101 | 2,190,800 |
| 4200 Forensic Services | 2,291,000 | 200,876 | 1,268,799 | 4,836 | 1,017,365 |
| 4300 MCCD County | 164,836 | 12,497 | 87,387 | - | 77,449 |
| 4600 Extension Agents | 792,757 | 53,479 | 388,498 | 153 | 404,106 |
| Total Health and Human Services | 12,568,007 | 1,164,781 | 7,127,401 | 174,392 | 5,266,214 |
| <u>40 Culture and Recreation</u> | | | | | |
| 3200 Other | - | - | 5,000 | - | (5,000) |
| 3240 Historical Commission | 30,000 | 1,690 | 6,880 | - | 23,120 |
| 3242 Heritage Museum | 15,000 | 3,750 | 11,250 | 3,750 | - |
| 4400 Convention Center | 997,867 | 94,508 | 546,211 | 25,233 | 426,423 |
| 4401 Fairgrounds/EXPO Center | - | - | - | - | - |
| 4500 Memorial Library | 10,362,096 | 738,192 | 5,175,009 | 112,318 | 5,074,769 |
| Total Culture and Recreation | 11,404,963 | 838,140 | 5,744,350 | 141,301 | 5,519,312 |

MONTGOMERY COUNTY, TEXAS**Schedule of Expenditures - All Departments****Budget and Year-to-Date Actual for the 7 Months Ended April 30, 2022**

Page 2 of 4

| | Adjusted Budget | Current Month Actual | Year- to-Date Actual | Encumbrances | Unexpended Budget |
|--|--------------------|----------------------------|----------------------------|------------------|----------------------|
| <u>50 Law Enforcement & Corrections</u> | | | | | |
| 3200 Other | 60,469 | - | - | - | 60,469 |
| 3210 Non-Departmental | - | - | 7,681 | - | (7,681) |
| 3230 Department of Public Safety | 285,766 | 22,289 | 154,319 | - | 131,447 |
| 5200 Office of Homeland Security | 928,653 | 79,637 | 549,738 | 160,169 | 218,746 |
| 530* Fire Marshal | 2,137,463 | 169,733 | 1,214,539 | 18,739 | 904,185 |
| 51* District Attorney | 13,053,087 | 1,055,317 | 7,399,430 | 65,609 | 5,588,048 |
| 540* Juvenile Probation | 6,144,583 | 515,234 | 3,384,370 | 5,609 | 2,754,604 |
| 550* Adult Probation | 4,373,716 | 316,709 | 2,228,239 | 8,692 | 2,136,785 |
| 56* Commissions | 442,446 | 4,832 | 85,519 | 9,736 | 347,191 |
| 6* Sheriff | 70,826,715 | 5,379,898 | 36,706,377 | 1,408,055 | 32,712,283 |
| 6601 Jail | 27,093,112 | 2,144,238 | 15,368,656 | 30,115 | 11,694,341 |
| 7100 Constable Precinct 1 | 5,562,615 | 466,395 | 3,195,273 | 27,779 | 2,339,563 |
| 7200 Constable Precinct 2 | 2,488,282 | 256,118 | 1,629,686 | 68,537 | 790,059 |
| 7300 Constable Precinct 3 | 6,999,979 | 564,387 | 3,843,718 | 32,776 | 3,123,485 |
| 7400 Constable Precinct 4 | 4,951,106 | 419,369 | 2,897,314 | 37,898 | 2,015,894 |
| 7500 Constable Precinct 5 | 4,920,607 | 394,493 | 2,753,190 | 46,946 | 2,120,471 |
| Total Law Enforcement & Corrections | 150,268,599 | 11,788,649 | 81,418,049 | 1,920,660 | 66,929,890 |
| <u>60 Legal and Judicial</u> | | | | | |
| 2700 District Clerk | 3,923,197 | 298,993 | 2,055,601 | - | 1,867,596 |
| 280* County Attorney | 3,808,992 | 288,671 | 2,153,399 | 6,713 | 1,648,880 |
| 3210 Non-Departmental | - | - | 45 | - | (45) |
| 3220 Alternate Dispute Resolution | 150,000 | 28,149 | 74,721 | - | 75,279 |
| 8100 Court Operations | 962,750 | 44,213 | 400,965 | 32,359 | 529,426 |
| 8101 Indigent Defense - Criminal | 7,228,000 | 458,602 | 3,269,923 | 1,334,802 | 2,623,275 |
| 8102 Indigent Defense - Civil | 1,118,398 | 50,086 | 544,987 | - | 573,411 |
| 8103 Office of Court Administration | 1,304,085 | 108,020 | 727,025 | 544 | 576,516 |
| 8210 County Court at Law 1 | 570,239 | 43,523 | 304,002 | - | 266,237 |
| 8220 County Court at Law 2 | 957,793 | 74,315 | 517,241 | 318 | 440,234 |
| 8230 County Court at Law 3 | 843,116 | 65,143 | 469,263 | 230 | 373,623 |
| 8240 County Court at Law 4 | 580,469 | 44,102 | 308,013 | 115 | 272,341 |
| 8250 County Court at Law 5 | 565,059 | 43,012 | 300,274 | 492 | 264,293 |
| 8310 9th District Court | 363,902 | 29,089 | 205,433 | - | 158,469 |
| 8320 221st District Court | 379,790 | 29,994 | 205,221 | 76 | 174,493 |
| 8330 284th District Court | 682,402 | 51,033 | 372,524 | 2,001 | 307,877 |
| 8340 359th District Court | 456,913 | 34,852 | 245,287 | 278 | 211,348 |
| 8350 410th District Court | 688,616 | 52,626 | 375,292 | 135 | 313,189 |
| 8360 418th District Court | 711,227 | 55,658 | 384,876 | 13 | 326,338 |
| 8370 435th District Court | 384,527 | 29,073 | 206,436 | 84 | 178,007 |
| 8380 457th District Court | 592,438 | 46,550 | 322,387 | 323 | 269,728 |
| 8401 Drug Court | 720,310 | 36,423 | 255,101 | 1,463 | 463,746 |
| 8402 DWI Drug Court | 347,789 | 16,680 | 132,070 | 2,942 | 212,777 |

MONTGOMERY COUNTY, TEXAS
Schedule of Expenditures - All Departments
Budget and Year-to-Date Actual for the 7 Months Ended April 30, 2022

Page 3 of 4

| | Adjusted Budget | Current Month Actual | Year- to-Date Actual | Encumbrances | Unexpended Budget |
|---|--------------------|----------------------------|----------------------------|-------------------|----------------------|
| 60 Legal and Judicial, (cont'd.) | | | | | |
| 8403 Mental Health Court Service | 382,072 | 34,660 | 207,206 | - | 174,866 |
| 8510 Justice of the Peace Precinct 1 | 1,024,051 | 88,934 | 546,029 | 201 | 477,821 |
| 8520 Justice of the Peace Precinct 2 | 625,735 | 101,989 | 356,249 | 37 | 269,449 |
| 8530 Justice of the Peace Precinct 3 | 1,338,921 | 105,542 | 730,007 | 15 | 608,899 |
| 8540 Justice of the Peace Precinct 4 | 1,116,372 | 95,872 | 602,311 | 36 | 514,025 |
| 8550 Justice of the Peace Precinct 5 | 627,323 | 65,548 | 354,153 | 1,530 | 271,640 |
| Total Legal and Judicial | 32,454,486 | 2,421,352 | 16,626,041 | 1,384,707 | 14,443,738 |
| 70 Transportation | | | | | |
| 5000 Airport | 767,179 | 67,502 | 397,493 | 1,528 | 368,158 |
| 5050 Customs Facility | 277,384 | 7,279 | 172,878 | 716 | 103,790 |
| 5060 Airport Resc/Firefighting (ARF) | 10,600 | - | - | 4,387 | 6,213 |
| Total Transportation | 1,055,163 | 74,781 | 570,371 | 6,631 | 478,161 |
| 80 Capital Projects | | | | | |
| 2600 Information Technology | 649,891 | - | 226,337 | 423,554 | - |
| Total Transportation | 649,891 | - | 226,337 | 423,554 | - |
| TOTAL GENERAL FUND | 286,495,960 | 19,491,836 | 148,634,601 | 12,537,904 | 125,323,455 |
| <u>SPECIAL REVENUE FUNDS</u> | | | | | |
| 200 Road and Bridge Fund | 51,887,386 | 2,835,431 | 18,690,344 | 6,440,796 | 26,756,246 |
| 201 Worthless Checks Fund | - | - | 327 | - | (327) |
| 202 Forfeitures Fund | 1,278,201 | 16,559 | 335,210 | 31,172 | 911,819 |
| 203 Sheriff Commissary Fund | 1,920,931 | 172,970 | 1,256,719 | 463,159 | 201,053 |
| 204 Law Library Fund | 366,544 | 19,011 | 172,250 | 2,164 | 192,130 |
| 205 Pre-Trial Diversion Fund | 55,160 | 564 | 12,182 | - | 42,978 |
| 206 Records Management and Preservation | 940,325 | 97,779 | 574,373 | 291,730 | 74,222 |
| 207 Records Management County Fund | 77,402 | - | - | - | 77,402 |
| 208 Records Management District Clerk Fund | 104,740 | 54 | 1,248 | - | 103,492 |
| 209 District Clerk Records Preservation Fund | 60,000 | - | - | 59 | 59,941 |
| 211 Court Technology County and District Fund | 32,500 | 114 | 15,538 | 114 | 16,848 |
| 212 Court Guardianship Fund | 100,000 | 8,163 | 83,590 | - | 16,410 |
| 213 Court Reporter Service Fund | 230,132 | 4,523 | 28,217 | 319 | 201,596 |
| 214 Courthouse Security Fund | 275,000 | 20,105 | 170,423 | - | 104,577 |
| 215 Justice Court Building Security Fund | 106,030 | 8,211 | 48,107 | - | 57,923 |
| 216 Justice Court Technology Fund | 246,248 | 72,245 | 125,191 | 106,168 | 14,889 |
| 217 Juvenile Case Manager Fund | 336,315 | 26,152 | 179,300 | - | 157,015 |
| 218 Vital Records Preservation Fund | 17,100 | - | 2,400 | - | 14,700 |
| 219 Contract Elections Fund | - | 63,032 | 484,305 | 105,892 | (590,197) |
| 220 Grants Fund * | 351,860,631 | 3,434,552 | 28,164,113 | 4,598,341 | 319,098,177 |
| 221 HAVA Grant Fund | - | - | 28,244 | - | (28,244) |
| 222 Joe Corley Pass Through Fund | 24,000,000 | - | 9,042,248 | - | 14,957,752 |
| TOTAL SPECIAL REVENUE FUNDS | 433,894,645 | 6,779,465 | 59,414,329 | 12,039,914 | 362,440,402 |

* Grants Fund Adjusted Budget is Life-to-Date

MONTGOMERY COUNTY, TEXAS
Schedule of Expenditures - All Departments
Budget and Year-to-Date Actual for the 7 Months Ended April 30, 2022

Page 4 of 4

| | Adjusted Budget | Current Month Actual | Year- to-Date Actual | Encumbrances | Unexpended Budget |
|--|--------------------|----------------------------|----------------------------|-------------------|----------------------|
| <u>DEBT SERVICE FUND</u> | | | | | |
| Debt Service Fund | 43,271,047 | - | 42,561,289 | - | 709,758 |
| <u>TOTAL DEBT SERVICE FUND</u> | <u>43,271,047</u> | <u>-</u> | <u>42,561,289</u> | <u>-</u> | <u>709,758</u> |
| <u>INTERNAL SERVICE FUNDS</u> | | | | | |
| 500 Self-Insurance Medical | - | 2,094,345 | 19,354,920 | 288,416 | (19,643,336) |
| 501 Self-Insurance Workers Compensation | - | 409,613 | 1,291,784 | - | (1,291,784) |
| 502 Self-Insurance Accident and Liability | - | 1,154,989 | 2,987,849 | 127,325 | (3,115,174) |
| <u>TOTAL INTERNAL SERVICE FUNDS</u> | <u>-</u> | <u>3,658,947</u> | <u>23,634,553</u> | <u>415,741</u> | <u>(24,050,294)</u> |
| <u>ENTERPRISE FUNDS</u> | | | | | |
| Montgomery County Toll Road Authority | 6,513,120 | 257,729 | 3,538,181 | 219,238 | 2,755,701 |
| <u>TOTAL ENTERPRISE FUNDS</u> | <u>6,513,120</u> | <u>257,729</u> | <u>3,538,181</u> | <u>219,238</u> | <u>2,755,701</u> |
| <u>TOTAL ALL FUNDS</u> | <u>770,174,772</u> | <u>30,187,977</u> | <u>277,782,953</u> | <u>25,212,797</u> | <u>467,179,022</u> |

This page left blank intentionally.

SCHEDULES

(unaudited)

MONTGOMERY COUNTY, TEXAS
Schedule of Revenues and Expenses - Montgomery County Toll Road Authority
Budget and Year-to-Date Actual for the 7 Months Ended April 30, 2022

| | Adjusted Budget | Current Month Actual | Year- to-Date Actual | Encumbrances | Unexpended Budget |
|-----------------------|--------------------|----------------------------|----------------------------|----------------|----------------------|
| Revenue: | | | | | |
| 1101 249 Operations | - | 672 | 1,557 | - | (1,557) |
| 1300 Debt Service | - | 232 | 613 | - | (613) |
| 5702 249 Operations | 11,873,000 | 1,283,669 | 7,214,556 | - | 4,658,444 |
| 5703 242 Operations | - | 1,217 | 7,720 | - | (7,720) |
| Total Revenue | 11,873,000 | 1,285,790 | 7,224,446 | - | 4,648,554 |
| Expenses: | | | | | |
| 1100 MCTRA General | | - | - | - | - |
| 1101 249 Operations | | - | - | - | - |
| 5702 249 Operations | 2,091,161 | 240,058 | 1,253,243 | 81,754 | 756,164 |
| 5701 249 Construction | | 17,406 | 88,705 | 162,817 | (251,522) |
| 5703 242 Operations | 37,959 | 266 | 4,233 | - | 33,726 |
| 5705 Debt Service | 4,384,000 | - | 2,192,000 | - | 2,192,000 |
| Total Expenses | 6,513,120 | 257,730 | 3,538,181 | 244,571 | 2,730,368 |

MONTGOMERY COUNTY, TEXAS
Schedule of Transfers In and Out by Fund
For the 7 Months Ended April 30, 2022

| | Transfers In | Transfers Out |
|-----------------------------|--------------|---------------|
| | _____ | _____ |
| | _____ | _____ |
| TOTAL FINANCING USES | \$ - | \$ - |
| | ===== | ===== |

MONTGOMERY COUNTY, TEXAS
Schedule of Bond Indebtedness
As of April 30, 2022

| | <u>Interest Rate (%)</u> | <u>Issue Date</u> | <u>Maturity Date</u> | <u>Balances Outstanding</u> |
|---|------------------------------|-----------------------|--------------------------|---------------------------------|
| GENERAL OBLIGATION BONDS: | | | | |
| Refunding Bonds, Series 2014A | 5.00 | 2014 | 2025 | 46,520,000 |
| Refunding Bonds, Series 2016 | 4.25-5.25 | 2016 | 2032 | 58,925,000 |
| Road Bonds, Series 2016 | 4.25-5.25 | 2016 | 2041 | 50,065,000 |
| Refunding Bonds, Series 2016A | 3.00-5.00 | 2016 | 2030 | 32,680,000 |
| Road Bonds, Series 2016A | 4.00-5.00 | 2016 | 2042 | 67,540,000 |
| Road Bonds, Series 2018 | 4.00-5.00 | 2018 | 2043 | 41,100,000 |
| Road Bonds, Series 2018B | 3.50-5.00 | 2018 | 2040 | 87,300,000 |
| Refunding Bonds, Series 2018 | 4.00 | 2018 | 2030 | 26,965,000 |
| Refunding Bonds, Series 2020 | 4.00-5.00 | 2021 | 2032 | 21,460,000 |
| Refunding Bonds, Series 2021 | 4.00-5.00 | 2022 | 2032 | 8,430,000 |
| TOTAL GENERAL OBLIGATION BONDS PAYABLE | | | | <u>440,985,000</u> |
| CERTIFICATES OF OBLIGATION: | | | | |
| Series 2010B | 3.00-5.40 | 2010 | 2039 | 23,395,000 |
| TOTAL CERTIFICATES OF OBLIGATION | | | | <u>23,395,000</u> |
| TOTAL BONDED DEBT | | | | <u><u>\$ 464,380,000</u></u> |


MONTGOMERY COUNTY TOLL ROAD AUTHORITY
Schedule of Bond Indebtedness
As of April 30, 2022

| | <u>Interest Rate (%)</u> | <u>Issue Date</u> | <u>Maturity Date</u> | <u>Balances Outstanding</u> |
|---|------------------------------|-----------------------|--------------------------|---------------------------------|
| REVENUE BONDS: | | | | |
| Senior Lien Toll Revenue Bonds, Series 2018 | 5.00 | 2018 | 2048 | 87,680,000 |
| TOTAL REVENUE BONDS PAYABLE | | | | <u>87,680,000</u> |
| TOTAL BONDED DEBT | | | | <u>\$ 87,680,000</u> |

Reconciliation of Cash and Investment Balances
County General Ledger to Statement of Balances
For the Month Ended April 30, 2022

| | <u>Cash</u> | <u>Investment</u> |
|---|--------------------|--------------------|
| General Ledger Balance | 331,519,002 | 167,136,753 |
| Additions: | | |
| Accounts Classified as Investments for Treasurer but Cash for County | | 26,998,196 |
| Amounts journalized in following month - County Custodial Accounts controlled by Treasurer | 1,746,899 | |
| Subtractions: | | |
| Accounts Classified as Investments for Treasurer but Cash for County | (26,998,196) | |
| Accounts not handled by Treasurer | | |
| SIT Escrow | (787,486) | |
| County Attorney Discretionary | (148,165) | |
| District Attorney State Admin | (8,333) | |
| County Attorney State Admin | (75) | |
| Forfeitures Fund | (1,581,240) | |
| Jail Commissary | (3,235,509) | |
| Contract Election Fund | (1,743,406) | |
| Cash on Hand (various funds) | (34,055) | |
| Amounts journalized in following month - County | (829,652) | (226,517) |
| | <u>297,899,784</u> | <u>193,908,432</u> |
| Statement of Balances | 297,899,784 | 193,908,432 |
| Variance | - | - |

Any variance exists due to rounding of amounts



Montgomery County, Texas
Office of the County Auditor
501 North Thompson, Suite 205, Conroe, Texas 77301
P. O. Box 539, Conroe, Texas 77305

Rakesh Pandey, CPA
County Auditor

Angela H. Blocker
1st Assistant County Auditor

TO: Commissioners Court

FROM: Rakesh Pandey, County Auditor *RP*

DATE: May 10, 2022

RE: County Auditor's Report

The following reports "Report of Revenues" and "Report of Expenditures" are provided to the Commissioners Court in compliance with Local Government Code 114.024.

If you have any questions, please do not hesitate to contact me.

RP/ah

MONTGOMERY COUNTY, TEXAS

REPORT OF REVENUES

For Fiscal Year Ended September 30, 2022

May 2, 2022

| | Sum of NetTransactionAmount |
|--|-----------------------------|
| 100 | (233,749,345.95) |
| GENERAL OPERATIONS | (233,749,345.95) |
| 1100 | (204,289,872.65) |
| 400100 | (191,173,038.61) |
| CURRENT TAXES | (191,173,038.61) |
| 400110 | (842,382.10) |
| DELINQUENT TAXES | (842,382.10) |
| 400120 | (870,592.32) |
| PENALTY AND INTEREST | (870,592.32) |
| 400140 | (754,993.39) |
| OTHER TAXES | (754,993.39) |
| 410100 | (158,048.50) |
| TABC LICENSES | (158,048.50) |
| 410102 | (377,215.00) |
| HEALTH PERMITS | (377,215.00) |
| 430104 | (9,760.00) |
| COUNTY JUDGE FEES | (9,760.00) |
| 430106 | (102,993.19) |
| SHERIFF FEES | (102,993.19) |
| 430108 | (6,774.61) |
| COUNTY ATTORNEY FEES | (6,774.61) |
| 430110 | (2,730,856.45) |
| COUNTY CLERK FEES | (2,730,856.45) |
| 430118 | (461,280.99) |
| TPW SALES TAX COMMISSION | (461,280.99) |
| 430132 | (643,429.33) |
| DISTRICT CLERK FEES | (643,429.33) |
| 430134 | (2,063,456.45) |
| JUSTICE OF THE PEACE FEES | (2,063,456.45) |
| 430136 | (1,133.04) |
| TRUANCY PREVENTION AND DIVERSION CCP 102.015 | (1,133.04) |
| 430138 | (18,687.10) |
| CONSTABLE FEES | (18,687.10) |
| 430142 | (154,734.39) |
| CRIMINAL JUSTICE FEES | (154,734.39) |
| 430144 | (903.65) |
| CHILD SAFETY | (903.65) |
| 430148 | (2,500.00) |
| BAIL BOND ADMINISTRATION FEES | (2,500.00) |
| 430150 | (21,705.04) |
| TRAFFIC SAFETY FEES | (21,705.04) |
| 430152 | (48,286.04) |
| FAILURE TO APPEAR FEES | (48,286.04) |
| 430156 | - |
| LEOSE-ANNUAL ALLOCATION | - |
| 430158 | (4,725.00) |
| JUDICIAL EDUCATION | (4,725.00) |
| 430164 | (15,157.11) |

| | |
|---------------------------------------|----------------|
| HB530 DRUG COURT FEE-UNRESTRICTED | (15,157.11) |
| 430166 | (26,359.63) |
| CCP102.0178 DRUG COURT FEE-RESTRICTED | (26,359.63) |
| 430170 | (4,969.94) |
| HAZARDOUS WASTE MANAGEMENT FEE | (4,969.94) |
| 430174 | (291,666.69) |
| DETENTION ADMINISTRATION SERVICES | (291,666.69) |
| 430176 | (8,278.00) |
| PROBATION FEES | (8,278.00) |
| 430178 | (155.39) |
| COMMUNITY RESTITUTION FEES | (155.39) |
| 430212 | (40,325.14) |
| JURY FEES | (40,325.14) |
| 430216 | (37,608.00) |
| INMATE TELEPHONE FEE | (37,608.00) |
| 440100 | (1,099,489.68) |
| INTEREST-BANK | (1,099,489.68) |
| 440120 | (456,352.84) |
| INVESTMENT EARNINGS | (456,352.84) |
| 450100 | (1,594.03) |
| COMMISSIONS | (1,594.03) |
| 450200 | (19,800.00) |
| CONTRACT SERVICE REVENUE | (19,800.00) |
| 450210 | (108,671.31) |
| CONTRACT REIMBURSEMENT-ADMINISTRATION | (108,671.31) |
| 450300 | (4,310.79) |
| CONTRIBUTIONS | (4,310.79) |
| 450318 | (7,825.00) |
| RENTS/LEASES | (7,825.00) |
| 450320 | (147,016.20) |
| MISCELLANEOUS | (147,016.20) |
| 450326 | (1,213,641.31) |
| TEMPORARY SUSPENSE REVENUE | (1,213,641.31) |
| 450328 | (179,583.79) |
| SALE OF ASSETS | (179,583.79) |
| 460100 | (158,952.00) |
| COURT FINES | (158,952.00) |
| 410116 | (500.00) |
| RECYCLE CENTER PERMITS | (500.00) |
| 460110 | (16,120.60) |
| ESTRAY PROCEEDS | (16,120.60) |
| 450314 | (4,000.00) |
| LITIGATION SETTLEMENT | (4,000.00) |
| 2200 | - |
| 450328 | - |
| SALE OF ASSETS | - |
| 2500 | (8,131,117.14) |
| 480130 | (8,131,117.14) |
| CAPITAL LEASE FINANCING | (8,131,117.14) |
| 2800 | (13,360.00) |
| 420100 | (13,360.00) |
| FEDERAL GRANT REVENUE | (13,360.00) |
| 2801 | (70,279.35) |
| 420204 | (70,000.00) |
| STATE ALLOCATIONS | (70,000.00) |

| | |
|----------------------------|----------------|
| 440100 | (279.35) |
| INTEREST-BANK | (279.35) |
| 3000 | (1,673.80) |
| 450200 | (1,673.80) |
| CONTRACT SERVICE REVENUE | (1,673.80) |
| 3220 | (92,327.26) |
| 430110 | (16,350.00) |
| COUNTY CLERK FEES | (16,350.00) |
| 430132 | (53,632.50) |
| DISTRICT CLERK FEES | (53,632.50) |
| 430134 | (22,344.76) |
| JUSTICE OF THE PEACE FEES | (22,344.76) |
| 3240 | (910.00) |
| 450300 | (910.00) |
| CONTRIBUTIONS | (910.00) |
| 3400 | (22,525.87) |
| 450200 | (22,525.87) |
| CONTRACT SERVICE REVENUE | (22,525.87) |
| 3700 | (6,786,545.20) |
| 430118 | (51,386.38) |
| TPW SALES TAX COMMISSION | (51,386.38) |
| 430122 | (832,326.50) |
| SUPPLEMENTAL MVD FEES | (832,326.50) |
| 430124 | (5,894,349.32) |
| SALES TAX COMMISSIONS | (5,894,349.32) |
| 430126 | (8,483.00) |
| TPW TITLE FEE | (8,483.00) |
| 3701 | (7,102.53) |
| 440100 | (7,102.53) |
| INTEREST-BANK | (7,102.53) |
| 3703 | (3,125.00) |
| 430128 | (2,625.00) |
| VTR LICENSE APP FEE-OWNER | (2,625.00) |
| 430130 | (500.00) |
| VTR LICENSE APP FEE-RUNNER | (500.00) |
| 4001 | (418,060.00) |
| 410106 | (418,060.00) |
| FOOD SERVICE PERMITS | (418,060.00) |
| 4100 | (248,371.07) |
| 410104 | (1,775.00) |
| ANIMAL CONTROL TRANSPORT | (1,775.00) |
| 430190 | (41,533.00) |
| ADOPTION FEES | (41,533.00) |
| 430192 | (7,645.00) |
| ANIMAL SHELTER FEES | (7,645.00) |
| 430194 | (68,165.00) |
| CLINIC SERVICES | (68,165.00) |
| 430196 | (3,440.00) |
| IMPOUND FEES | (3,440.00) |
| 450300 | (125,813.07) |
| CONTRIBUTIONS | (125,813.07) |
| 4200 | (2,899.80) |
| 430200 | (2,400.00) |
| INQUESTS AND AUTOPSIES | (2,400.00) |
| 430210 | (499.80) |

| | |
|--------------------------------------|----------------|
| FORENSIC ADMINISTRATION FEE | (499.80) |
| 4400 | (642,855.07) |
| 450318 | (305,552.99) |
| RENTS/LEASES | (305,552.99) |
| 400130 | (337,302.08) |
| SPECIAL ASSESSMENTS | (337,302.08) |
| 4500 | (108,210.01) |
| 430224 | (43,656.18) |
| BOOK FINES | (43,656.18) |
| 450300 | (64,553.83) |
| CONTRIBUTIONS | (64,553.83) |
| 5000 | (376,431.48) |
| 430226 | (276,763.46) |
| RENTAL/USER FEES | (276,763.46) |
| 430230 | (99,668.02) |
| FUEL FLOW FEES | (99,668.02) |
| 5050 | (102,829.02) |
| 430226 | (102,829.02) |
| RENTAL/USER FEES | (102,829.02) |
| 5100 | (114,842.00) |
| 420204 | (46,864.00) |
| STATE ALLOCATIONS | (46,864.00) |
| 460130 | (67,978.00) |
| FORFEITURES-BONDS | (67,978.00) |
| 5101 | (7,516.16) |
| 420204 | (7,500.00) |
| STATE ALLOCATIONS | (7,500.00) |
| 440100 | (16.16) |
| INTEREST-BANK | (16.16) |
| 5301 | (615,533.45) |
| 430184 | (200,133.45) |
| FIRE INSPECTION FEE-EXISTING | (200,133.45) |
| 430186 | (415,400.00) |
| FIRE INSPECTION FEE-NEW CONSTRUCTION | (415,400.00) |
| 5400 | (78,123.00) |
| 430174 | (78,123.00) |
| DETENTION ADMINISTRATION SERVICES | (78,123.00) |
| 5500 | (1,497,865.37) |
| 450200 | (1,497,865.37) |
| CONTRACT SERVICE REVENUE | (1,497,865.37) |
| 450200 | (406,511.06) |
| CONTRACT SERVICE REVENUE | (406,511.06) |
| 5600 | (69,959.90) |
| 450100 | (69,959.90) |
| COMMISSIONS | (69,959.90) |
| 5602 | (44,704.03) |
| 430156 | (44,704.03) |
| LEOSE-ANNUAL ALLOCATION | (44,704.03) |
| 6000 | (565,240.15) |
| 410108 | (390,890.00) |
| ALARM PERMITS | (390,890.00) |
| 420206 | (11,973.65) |
| STATE CONTRACT REIMBURSEMENT | (11,973.65) |
| 430180 | (40,822.50) |
| VEHICLE TOWING PROGRAM FEES | (40,822.50) |

| | |
|---------------------------------------|----------------|
| 450100 | (121,554.00) |
| COMMISSIONS | (121,554.00) |
| 6100 | (143.87) |
| 450200 | (143.87) |
| CONTRACT SERVICE REVENUE | (143.87) |
| 6201 | (48,443.88) |
| 450200 | (48,443.88) |
| CONTRACT SERVICE REVENUE | (48,443.88) |
| 6301 | (159,660.14) |
| 450200 | (159,660.14) |
| CONTRACT SERVICE REVENUE | (159,660.14) |
| 6302 | (530,785.79) |
| 450200 | (530,785.79) |
| CONTRACT SERVICE REVENUE | (530,785.79) |
| 6303 | (4,103,242.22) |
| 450200 | (4,103,242.22) |
| CONTRACT SERVICE REVENUE | (4,103,242.22) |
| 6401 | (663,283.77) |
| 450200 | (663,283.77) |
| CONTRACT SERVICE REVENUE | (663,283.77) |
| 6402 | (6,743.78) |
| 430182 | (6,110.00) |
| FINGERPRINT FEES | (6,110.00) |
| 450200 | (633.78) |
| CONTRACT SERVICE REVENUE | (633.78) |
| 6405 | (214,286.10) |
| 450210 | (214,286.10) |
| CONTRACT REIMBURSEMENT-ADMINISTRATION | (214,286.10) |
| 6407 | (1,895.00) |
| 430172 | (1,895.00) |
| ACADEMY REVENUE | (1,895.00) |
| 6601 | (18,177.22) |
| 420108 | (17,835.00) |
| FEDERAL INMATE HOUSING | (17,835.00) |
| 430178 | (342.22) |
| COMMUNITY RESTITUTION FEES | (342.22) |
| 7100 | (562,237.48) |
| 410110 | 50.34 |
| AUTO REGISTRATION | 50.34 |
| 430138 | (43,490.04) |
| CONSTABLE FEES | (43,490.04) |
| 450200 | (504,237.78) |
| CONTRACT SERVICE REVENUE | (504,237.78) |
| 450300 | (5,041.94) |
| CONTRIBUTIONS | (5,041.94) |
| 420106 | (9,518.06) |
| FEDERAL CONTRACT REIMBURSEMENT | (9,518.06) |
| 7200 | (37,225.76) |
| 430138 | (34,572.48) |
| CONSTABLE FEES | (34,572.48) |
| 450300 | (2,653.28) |
| CONTRIBUTIONS | (2,653.28) |
| 7300 | (1,032,400.25) |
| 430138 | (46,038.90) |
| CONSTABLE FEES | (46,038.90) |

| | |
|---------------------------------------|--------------|
| 450100 | (495.73) |
| COMMISSIONS | (495.73) |
| 450200 | (985,865.62) |
| CONTRACT SERVICE REVENUE | (985,865.62) |
| 7400 | (128,989.00) |
| 430138 | (31,043.67) |
| CONSTABLE FEES | (31,043.67) |
| 450100 | (331.50) |
| COMMISSIONS | (331.50) |
| 450200 | (94,818.83) |
| CONTRACT SERVICE REVENUE | (94,818.83) |
| 420106 | (2,795.00) |
| FEDERAL CONTRACT REIMBURSEMENT | (2,795.00) |
| 7500 | (758,413.13) |
| 430138 | (26,041.00) |
| CONSTABLE FEES | (26,041.00) |
| 450200 | (732,372.13) |
| CONTRACT SERVICE REVENUE | (732,372.13) |
| 8100 | (140,756.64) |
| 450210 | (64,934.00) |
| CONTRACT REIMBURSEMENT-ADMINISTRATION | (64,934.00) |
| 450324 | (75,447.64) |
| REIMBURSEMENT POST-JUDGEMENT | (75,447.64) |
| 450322 | (375.00) |
| REIMBURSEMENT PRE-JUDGEMENT | (375.00) |
| 8210 | (25,200.00) |
| 420204 | (25,200.00) |
| STATE ALLOCATIONS | (25,200.00) |
| 8220 | (25,200.00) |
| 420204 | (25,200.00) |
| STATE ALLOCATIONS | (25,200.00) |
| 8230 | (25,200.00) |
| 420204 | (25,200.00) |
| STATE ALLOCATIONS | (25,200.00) |
| 8240 | (25,200.00) |
| 420204 | (25,200.00) |
| STATE ALLOCATIONS | (25,200.00) |
| 8250 | (25,200.00) |
| 420204 | (25,200.00) |
| STATE ALLOCATIONS | (25,200.00) |
| 8320 | (891.61) |
| 420300 | (603.46) |
| OTHER GRANT REVENUE | (603.46) |
| 430102 | (288.15) |
| COUNTY/DISTRICT COURT FEES | (288.15) |
| 8340 | 456.12 |
| 430158 | 456.12 |
| JUDICIAL EDUCATION | 456.12 |
| 8360 | 3,974.76 |
| 450318 | 3,974.76 |
| RENTS/LEASES | 3,974.76 |
| 8370 | (1,856.30) |
| 420300 | (1,856.30) |
| OTHER GRANT REVENUE | (1,856.30) |
| 8401 | (50,993.75) |

| | |
|--------------------------------|-----------------|
| 430214 | (50,788.65) |
| PROGRAM FEES | (50,788.65) |
| 430218 | (720.00) |
| MRT BOOK FEE | (720.00) |
| 450318 | 514.90 |
| RENTS/LEASES | 514.90 |
| 8402 | (83,635.00) |
| 430214 | (83,335.00) |
| PROGRAM FEES | (83,335.00) |
| 430218 | (300.00) |
| MRT BOOK FEE | (300.00) |
| 8510 | (38,233.33) |
| 430228 | (38,233.33) |
| COLLECTION FEE | (38,233.33) |
| 430550 | - |
| THIRD PARTY COLLECTION FEE | - |
| 8520 | (57,813.12) |
| 430228 | (57,813.12) |
| COLLECTION FEE | (57,813.12) |
| 430550 | 0.00 |
| THIRD PARTY COLLECTION FEE | 0.00 |
| 8530 | (29,374.82) |
| 430134 | (4,401.10) |
| JUSTICE OF THE PEACE FEES | (4,401.10) |
| 450200 | (24,973.72) |
| CONTRACT SERVICE REVENUE | (24,973.72) |
| 8540 | (37,552.72) |
| 430228 | (37,552.72) |
| COLLECTION FEE | (37,552.72) |
| 8550 | (31,948.22) |
| 430228 | (31,948.22) |
| COLLECTION FEE | (31,948.22) |
| 4401 | (144,236.71) |
| 450318 | (144,236.71) |
| 6106 | (10,200.00) |
| 450300 | (10,200.00) |
| CONTRIBUTIONS | (10,200.00) |
| 6102 | (15,566.85) |
| 420106 | (15,566.85) |
| FEDERAL CONTRACT REIMBURSEMENT | (15,566.85) |
| 200 | (37,247,513.07) |
| ROAD AND BRIDGE | (37,247,513.07) |
| 1200 | (36,061,088.66) |
| 400100 | (30,050,483.95) |
| CURRENT TAXES | (30,050,483.95) |
| 400110 | (126,469.68) |
| DELINQUENT TAXES | (126,469.68) |
| 400120 | (110,888.71) |
| PENALTY AND INTEREST | (110,888.71) |
| 400140 | (189,812.87) |
| OTHER TAXES | (189,812.87) |
| 410110 | (3,572,666.53) |
| AUTO REGISTRATION | (3,572,666.53) |
| 410114 | (150.00) |
| OVERLOAD PERMITS | (150.00) |

| | |
|--------------------------|--------------|
| 420304 | (24,314.37) |
| OTHER ALLOCATIONS | (24,314.37) |
| 430112 | (292,899.27) |
| SUBDIVISION FEES | (292,899.27) |
| 430114 | (596,320.76) |
| FLOOD PLAIN FEES | (596,320.76) |
| 440100 | (23,782.10) |
| INTEREST-BANK | (23,782.10) |
| 440120 | (670.24) |
| INVESTMENT EARNINGS | (670.24) |
| 450320 | (30.00) |
| MISCELLANEOUS | (30.00) |
| 460100 | (559,181.82) |
| COURT FINES | (559,181.82) |
| 410113 | (513,418.36) |
| DEVELOPMENT PERMIT | (513,418.36) |
| 9100 | (8,435.41) |
| 450318 | (2,185.56) |
| RENTS/LEASES | (2,185.56) |
| 450320 | (6,249.85) |
| MISCELLANEOUS | (6,249.85) |
| 9200 | (47,933.60) |
| 450200 | (44,538.85) |
| CONTRACT SERVICE REVENUE | (44,538.85) |
| 450328 | (3,394.75) |
| SALE OF ASSETS | (3,394.75) |
| 9300 | (228,298.45) |
| 450200 | (3,500.00) |
| CONTRACT SERVICE REVENUE | (3,500.00) |
| 450300 | (700.00) |
| CONTRIBUTIONS | (700.00) |
| 450316 | (224,098.45) |
| INSURANCE REIMBURSEMENT | (224,098.45) |
| 9400 | (318,204.19) |
| 430226 | (200.00) |
| RENTAL/USER FEES | (200.00) |
| 450200 | (315,751.59) |
| CONTRACT SERVICE REVENUE | (315,751.59) |
| 450318 | (10.00) |
| RENTS/LEASES | (10.00) |
| 450320 | (2,242.60) |
| MISCELLANEOUS | (2,242.60) |
| 9408 | (57,015.26) |
| 420102 | (45,715.26) |
| FEDERAL PROGRAM INCOME | (45,715.26) |
| 430226 | (11,300.00) |
| RENTAL/USER FEES | (11,300.00) |
| 9108 | (78,663.34) |
| 420102 | (40,803.34) |
| FEDERAL PROGRAM INCOME | (40,803.34) |
| 430226 | (37,560.00) |
| RENTAL/USER FEES | (37,560.00) |
| 450320 | (300.00) |
| MISCELLANEOUS | (300.00) |
| 9107 | (55,419.00) |

| | |
|--------------------------|--------------|
| 430226 | (55,419.00) |
| RENTAL/USER FEES | (55,419.00) |
| 9208 | (46,031.00) |
| 420102 | (28,335.00) |
| FEDERAL PROGRAM INCOME | (28,335.00) |
| 430226 | (18,100.00) |
| RENTAL/USER FEES | (18,100.00) |
| 450300 | 404.00 |
| CONTRIBUTIONS | 404.00 |
| 9307 | (1,800.00) |
| 430226 | (1,800.00) |
| RENTAL/USER FEES | (1,800.00) |
| 9308 | (24,205.00) |
| 430226 | (24,205.00) |
| RENTAL/USER FEES | (24,205.00) |
| 9209 | (14,321.45) |
| 430222 | (14,321.45) |
| RECYCLE FEES | (14,321.45) |
| 9309 | (122,107.00) |
| 430222 | (122,107.00) |
| RECYCLE FEES | (122,107.00) |
| 9407 | (49,625.00) |
| 430226 | (49,625.00) |
| RENTAL/USER FEES | (49,625.00) |
| 9109 | (134,365.71) |
| 430222 | 959.54 |
| RECYCLE FEES | 959.54 |
| 450200 | (135,325.25) |
| CONTRACT SERVICE REVENUE | (135,325.25) |
| 201 | (166.17) |
| WORTHLESS CHECK | (166.17) |
| 2800 | (18.43) |
| 440100 | (18.43) |
| INTEREST-BANK | (18.43) |
| 5100 | (147.74) |
| 430188 | (144.25) |
| WORTHLESS CHECK FEES | (144.25) |
| 440100 | (3.49) |
| INTEREST-BANK | (3.49) |
| 202 | (385,500.10) |
| FORFEITURES | (385,500.10) |
| 5100 | (87,404.41) |
| 440100 | (691.46) |
| INTEREST-BANK | (691.46) |
| 460120 | (86,712.95) |
| FORFEITURES | (86,712.95) |
| 5300 | (7.06) |
| 440100 | (7.06) |
| INTEREST-BANK | (7.06) |
| 6000 | (130,945.66) |
| 440100 | (882.98) |
| INTEREST-BANK | (882.98) |
| 460120 | (130,062.68) |
| FORFEITURES | (130,062.68) |
| 6200 | (73,732.32) |

| | |
|-------------------------|--------------|
| 440100 | (535.35) |
| INTEREST-BANK | (535.35) |
| 460120 | (73,196.97) |
| FORFEITURES | (73,196.97) |
| 7100 | (10,420.02) |
| 440100 | (58.30) |
| INTEREST-BANK | (58.30) |
| 460120 | (10,361.72) |
| FORFEITURES | (10,361.72) |
| 7200 | (1,646.79) |
| 440100 | (210.00) |
| INTEREST-BANK | (210.00) |
| 460120 | (1,436.79) |
| FORFEITURES | (1,436.79) |
| 7300 | (661.39) |
| 440100 | (17.23) |
| INTEREST-BANK | (17.23) |
| 460120 | (644.16) |
| FORFEITURES | (644.16) |
| 7400 | (73,740.52) |
| 440100 | (136.31) |
| INTEREST-BANK | (136.31) |
| 460120 | (73,604.21) |
| FORFEITURES | (73,604.21) |
| 7500 | (6,941.93) |
| 440100 | (167.09) |
| INTEREST-BANK | (167.09) |
| 460120 | (6,774.84) |
| FORFEITURES | (6,774.84) |
| 203 | (965,403.77) |
| JAIL COMMISSARY | (965,403.77) |
| 6602 | (965,403.77) |
| 430220 | (960,164.41) |
| COMMISSARY SALES | (960,164.41) |
| 440100 | (5,239.36) |
| INTEREST-BANK | (5,239.36) |
| 204 | (168,433.43) |
| LAW LIBRARY | (168,433.43) |
| 1204 | (168,433.43) |
| 430110 | (38,150.00) |
| COUNTY CLERK FEES | (38,150.00) |
| 430132 | (125,527.50) |
| DISTRICT CLERK FEES | (125,527.50) |
| 440100 | (949.66) |
| INTEREST-BANK | (949.66) |
| 440120 | (51.25) |
| INVESTMENT EARNINGS | (51.25) |
| 450320 | (3,755.02) |
| MISCELLANEOUS | (3,755.02) |
| 205 | (13,900.00) |
| PRE-TRIAL DIVERSION | (13,900.00) |
| 5100 | (13,900.00) |
| 430146 | (13,900.00) |
| PRETRIAL DIVERSION FEES | (13,900.00) |
| 206 | (494,687.26) |

| | |
|---|--------------|
| COUNTY CLERK RECORDS MGMT & PRESERVATION | (494,687.26) |
| 2300 | (494,687.26) |
| 430100 | (493,071.31) |
| COUNTY RECORDS MANAGEMENT FEES | (493,071.31) |
| 440120 | (1,615.95) |
| INVESTMENT EARNINGS | (1,615.95) |
| 207 | (23,251.76) |
| 1207 | (19,175.09) |
| 430110 | (19,175.09) |
| COUNTY CLERK FEES | (19,175.09) |
| 2300 | (4,076.67) |
| 430100 | (4,076.67) |
| COUNTY RECORDS MANAGEMENT FEES | (4,076.67) |
| 208 | (79,995.69) |
| DISTRICT CLERK RECORDS MGMT & PRESERVATION | (79,995.69) |
| 2700 | (79,995.69) |
| 430132 | (79,919.05) |
| DISTRICT CLERK FEES | (79,919.05) |
| 440120 | (76.64) |
| INVESTMENT EARNINGS | (76.64) |
| 209 | (24,266.59) |
| DISTRICT CLERK RECORDS PRESERVATION | (24,266.59) |
| 2700 | (24,266.59) |
| 430132 | (24,220.00) |
| DISTRICT CLERK FEES | (24,220.00) |
| 440120 | (46.59) |
| INVESTMENT EARNINGS | (46.59) |
| 210 | (20,490.49) |
| COUNTY AND DISTRICT COURTS DIGITAL PRESERVATION | (20,490.49) |
| 2900 | (20,490.49) |
| 430132 | (20,395.00) |
| DISTRICT CLERK FEES | (20,395.00) |
| 440120 | (95.49) |
| INVESTMENT EARNINGS | (95.49) |
| 211 | (7,838.96) |
| COUNTY AND DISTRICT COURT TECHNOLOGY | (7,838.96) |
| 1211 | (7,838.96) |
| 430110 | (5,254.99) |
| COUNTY CLERK FEES | (5,254.99) |
| 430132 | (2,583.97) |
| DISTRICT CLERK FEES | (2,583.97) |
| 212 | (25,146.80) |
| COURT GUARDIANSHIP | (25,146.80) |
| 8105 | (19,797.87) |
| 430116 | (19,797.87) |
| COURT GUARDIANSHIP FEE | (19,797.87) |
| 1212 | (5,348.93) |
| 430110 | (5,348.93) |
| COUNTY CLERK FEES | (5,348.93) |
| 213 | (98,045.73) |
| COURT REPORTER SERVICE | (98,045.73) |
| 1213 | (98,045.73) |
| 430168 | (98,045.73) |
| STENOGRAPHER FEES | (98,045.73) |
| 214 | (165,284.12) |

| | |
|---|-----------------|
| COURTHOUSE SECURITY - COUNTY/DISTRICT COURT | (165,284.12) |
| 1214 | (165,284.12) |
| 430102 | (165,284.12) |
| 215 | (62,074.69) |
| COURTHOUSE SECURITY - JP | (62,074.69) |
| 8590 | (62,074.69) |
| 430102 | (50,778.22) |
| COUNTY/DISTRICT COURT FEES | (50,778.22) |
| 430134 | (11,296.47) |
| JUSTICE OF THE PEACE FEES | (11,296.47) |
| 216 | (51,774.71) |
| JUSTICE COURT TECHNOLOGY | (51,774.71) |
| 8591 | (51,774.71) |
| 430134 | (51,774.71) |
| JUSTICE OF THE PEACE FEES | (51,774.71) |
| 217 | (5,567.26) |
| JUVENILE CASE MANAGER | (5,567.26) |
| 8592 | (5,567.26) |
| 430134 | (5,567.26) |
| JUSTICE OF THE PEACE FEES | (5,567.26) |
| 218 | (12,872.00) |
| CC VITAL RECORDS PRESERVATION | (12,872.00) |
| 2300 | (12,872.00) |
| 430110 | (12,872.00) |
| COUNTY CLERK FEES | (12,872.00) |
| 219 | 473,762.56 |
| CONTRACT ELECTION SERVICE | 473,762.56 |
| 2502 | 473,762.56 |
| 440100 | (3,112.56) |
| INTEREST-BANK | (3,112.56) |
| 440120 | (22.70) |
| INVESTMENT EARNINGS | (22.70) |
| 450200 | 477,716.36 |
| CONTRACT SERVICE REVENUE | 477,716.36 |
| 450328 | (818.54) |
| SALE OF ASSETS | (818.54) |
| 220 | (68,941,821.75) |
| GRANTS | (68,941,821.75) |
| 1220 | (1,871.23) |
| 440100 | (1,871.23) |
| INTEREST-BANK | (1,871.23) |
| 2000 | (51,365,904.41) |
| 420100 | (51,365,904.41) |
| FEDERAL GRANT REVENUE | (51,365,904.41) |
| 2800 | (11,565,442.66) |
| 420200 | (11,565,442.66) |
| STATE GRANT REVENUE | (11,565,442.66) |
| 3200 | (7,535.92) |
| 420200 | (7,535.92) |
| STATE GRANT REVENUE | (7,535.92) |
| 4100 | (263,867.79) |
| 420300 | (263,867.79) |
| OTHER GRANT REVENUE | (263,867.79) |
| 4300 | (6,881,354.17) |
| 420100 | (6,784,122.97) |

| | |
|--------------------------------|----------------|
| FEDERAL GRANT REVENUE | (6,784,122.97) |
| 420102 | (7,605.17) |
| FEDERAL PROGRAM INCOME | (7,605.17) |
| 420200 | (27,800.00) |
| STATE GRANT REVENUE | (27,800.00) |
| 450300 | (61,826.03) |
| CONTRIBUTIONS | (61,826.03) |
| 4500 | (18,039.36) |
| 420100 | (18,039.36) |
| FEDERAL GRANT REVENUE | (18,039.36) |
| 5000 | 39,285.90 |
| FEDERAL GRANT REVENUE | 39,285.90 |
| 420200 | - |
| STATE GRANT REVENUE | - |
| 5100 | (62,977.38) |
| 420100 | (62,977.38) |
| FEDERAL GRANT REVENUE | (62,977.38) |
| 5200 | 3,206,270.72 |
| 420100 | 3,206,270.72 |
| FEDERAL GRANT REVENUE | 3,206,270.72 |
| 5400 | (1,160,143.90) |
| 420102 | 33,901.12 |
| FEDERAL PROGRAM INCOME | 33,901.12 |
| 420200 | (1,194,045.02) |
| STATE GRANT REVENUE | (1,194,045.02) |
| 420300 | - |
| OTHER GRANT REVENUE | - |
| 5401 | (546,454.28) |
| 420100 | (25,337.62) |
| FEDERAL GRANT REVENUE | (25,337.62) |
| 420200 | (521,141.66) |
| STATE GRANT REVENUE | (521,141.66) |
| 420306 | 25.00 |
| OTHER CONTRACT REIMBURSEMENT | 25.00 |
| 6000 | (706.45) |
| 420100 | (706.45) |
| FEDERAL GRANT REVENUE | (706.45) |
| 6100 | (3,596.36) |
| 420300 | (3,596.36) |
| OTHER GRANT REVENUE | (3,596.36) |
| 6200 | (27,166.25) |
| 420100 | (31,919.94) |
| FEDERAL GRANT REVENUE | (31,919.94) |
| 420106 | 4,753.69 |
| FEDERAL CONTRACT REIMBURSEMENT | 4,753.69 |
| 6202 | (34,886.95) |
| 420100 | (34,886.95) |
| FEDERAL GRANT REVENUE | (34,886.95) |
| 6300 | (5,004.93) |
| 420100 | (5,004.93) |
| FEDERAL GRANT REVENUE | (5,004.93) |
| 6302 | (131,897.88) |
| 420200 | (87,768.90) |
| STATE GRANT REVENUE | (87,768.90) |
| 450300 | (44,128.98) |

| | |
|------------------------|-----------------|
| CONTRIBUTIONS | (44,128.98) |
| 6407 | (131,597.44) |
| 420200 | (26,125.44) |
| STATE GRANT REVENUE | (26,125.44) |
| 420300 | (105,472.00) |
| OTHER GRANT REVENUE | (105,472.00) |
| 6500 | (44,854.70) |
| 420100 | (419.40) |
| FEDERAL GRANT REVENUE | (419.40) |
| 450100 | (44,435.30) |
| COMMISSIONS | (44,435.30) |
| 7100 | (6,323.26) |
| 420100 | (1,611.84) |
| FEDERAL GRANT REVENUE | (1,611.84) |
| 420300 | (4,711.42) |
| OTHER GRANT REVENUE | (4,711.42) |
| 7300 | (252.10) |
| 420300 | (252.10) |
| OTHER GRANT REVENUE | (252.10) |
| 7500 | (13,352.91) |
| 420300 | (13,352.91) |
| OTHER GRANT REVENUE | (13,352.91) |
| 8340 | (68,878.04) |
| 420200 | (68,878.04) |
| STATE GRANT REVENUE | (68,878.04) |
| 9400 | 154,280.00 |
| 420100 | 154,280.00 |
| FEDERAL GRANT REVENUE | 154,280.00 |
| 9408 | 450.00 |
| 420102 | 450.00 |
| FEDERAL PROGRAM INCOME | 450.00 |
| 300 | (50,392,472.60) |
| DEBT SERVICE | (50,392,472.60) |
| 1300 | (40,229,691.80) |
| 400100 | (39,833,057.15) |
| CURRENT TAXES | (39,833,057.15) |
| 400110 | (175,625.32) |
| DELINQUENT TAXES | (175,625.32) |
| 400140 | (21.07) |
| OTHER TAXES | (21.07) |
| 420304 | (200,773.44) |
| OTHER ALLOCATIONS | (200,773.44) |
| 440100 | (20,014.68) |
| INTEREST-BANK | (20,014.68) |
| 440120 | (200.14) |
| INVESTMENT EARNINGS | (200.14) |
| 3290 | (10,162,780.80) |
| 480100 | (8,430,000.00) |
| BOND PROCEEDS | (8,430,000.00) |
| 480110 | (1,732,780.80) |
| PREMIUM ON BOND ISSUE | (1,732,780.80) |
| 340 | 3,962.50 |
| GASB 34 CONVERSION | 3,962.50 |
| 1340 | 3,962.50 |
| 450320 | 118,888.62 |

| | |
|-------------------------------------|--------------|
| MISCELLANEOUS | 118,888.62 |
| 480200 | (114,926.12) |
| GAIN/LOSS ON SALE OF ASSETS | (114,926.12) |
| 400 | - |
| LOCAL CAPITAL PROJECTS | - |
| 1400 | - |
| 400140 | - |
| OTHER TAXES | - |
| 440100 | - |
| INTEREST-BANK | - |
| 401 | (4,608.82) |
| C/P REVENUE TOLL BONDS 10 | (4,608.82) |
| 1401 | (4,608.82) |
| 440100 | (1,892.48) |
| INTEREST-BANK | (1,892.48) |
| 440120 | (2,716.34) |
| INVESTMENT EARNINGS | (2,716.34) |
| 402 | (578.73) |
| C/P CERTIFICATES OF OBLIGATION 2012 | (578.73) |
| 1402 | (578.73) |
| 440100 | (454.00) |
| INTEREST-BANK | (454.00) |
| 440120 | (124.73) |
| INVESTMENT EARNINGS | (124.73) |
| 403 | (2,439.69) |
| C/P PASS THRU TOLL PROJECTS | (2,439.69) |
| 1403 | (2,439.69) |
| 440100 | (2,439.69) |
| INTEREST-BANK | (2,439.69) |
| 404 | (3,094.20) |
| C/P ROAD BONDS 2016 | (3,094.20) |
| 1404 | (3,094.20) |
| 440100 | (3,094.20) |
| INTEREST-BANK | (3,094.20) |
| 405 | (11,125.88) |
| C/P ROAD BONDS 2016A | (11,125.88) |
| 1405 | (11,125.88) |
| 440100 | (11,125.88) |
| 406 | (21,383.07) |
| C/P ROAD BONDS 2018 | (21,383.07) |
| 1406 | (21,383.07) |
| 440100 | (21,383.07) |
| INTEREST-BANK | (21,383.07) |
| 407 | (253,182.86) |
| C/P ROAD BONDS 2018B | (253,182.86) |
| 1407 | (128,091.61) |
| 440100 | (128,091.61) |
| INTEREST-BANK | (128,091.61) |
| 9400 | (125,091.25) |
| 420306 | (125,091.25) |
| OTHER CONTRACT REIMBURSEMENT | (125,091.25) |
| 408 | (9,796.00) |
| C/P SHERIFF'S PROJECTS | (9,796.00) |
| 1408 | (9,796.00) |
| 450320 | (9,796.00) |

| | |
|---|-----------------|
| MISCELLANEOUS | (9,796.00) |
| 500 | (17,563,038.80) |
| SELF INSURANCE | (17,563,038.80) |
| 2201 | (17,563,038.80) |
| 430232 | (14,326,026.00) |
| COUNTY FUNDING | (14,326,026.00) |
| 430240 | (488,819.47) |
| EMPLOYEE/RETIREE FUNDING | (488,819.47) |
| 430242 | (195,458.36) |
| COBRA FUNDING | (195,458.36) |
| 430244 | (72,541.05) |
| THIRD PARTY REIMBURSEMENT | (72,541.05) |
| 430246 | (318,243.92) |
| STOP LOSS REIMBURSEMENT | (318,243.92) |
| 430248 | (908,788.72) |
| RX REBATES | (908,788.72) |
| 430250 | (52,524.12) |
| MEDICAL CLAIMS REFUNDS | (52,524.12) |
| 430260 | (1,068,712.89) |
| EMPLOYEE CONTRIBUTION-EMPLOYEE ONLY | (1,068,712.89) |
| 430262 | 152.50 |
| EMPLOYEE CONTRIBUTION-EMPLOYEE AND SPOUSE | 152.50 |
| 430264 | (100.00) |
| EMPLOYEE CONTRIBUTION-EMPLOYEE AND CHILD | (100.00) |
| 430266 | (700.00) |
| EMPLOYEE CONTRIBUTION-EMPLOYEE AND FAMILY | (700.00) |
| 430268 | (129,178.07) |
| SUPPLEMENTAL LIFE EMPLOYEE PREMIUM | (129,178.07) |
| 430270 | (2,098.70) |
| DEPENDENT LIFE EMPLOYEE PREMIUM | (2,098.70) |
| 501 | (309,014.95) |
| WORKERS' COMPENSATION | (309,014.95) |
| 2203 | (309,014.95) |
| 430244 | (165,379.57) |
| THIRD PARTY REIMBURSEMENT | (165,379.57) |
| 430254 | (143,635.38) |
| CONTRACT FUNDING | (143,635.38) |
| 502 | (151,945.66) |
| PROPERTY/CASUALTY | (151,945.66) |
| 2202 | (151,945.66) |
| 430244 | (132,890.66) |
| THIRD PARTY REIMBURSEMENT | (132,890.66) |
| 450328 | (19,055.00) |
| SALE OF ASSETS | (19,055.00) |
| (blank) | |
| (blank) | |
| (blank) | |
| (blank) | |
| (blank) | |
| 222 | (9,042,248.43) |
| JAIL PASS THRU | (9,042,248.43) |
| 6601 | (9,042,248.43) |
| 420108 | (9,042,248.43) |
| FEDERAL INMATE HOUSING | (9,042,248.43) |
| 224 | (44,140.00) |

| | |
|---------------------------|-------------|
| COURT FACILITY FEE | (44,140.00) |
| 1224 | (44,140.00) |
| 430110 | (10,560.00) |
| COUNTY CLERK FEES | (10,560.00) |
| 430132 | (33,580.00) |
| DISTRICT CLERK FEES | (33,580.00) |
| 225 | (13,849.83) |
| LANGUAGE ACCESS | (13,849.83) |
| 1225 | (13,849.83) |
| 430110 | (1,584.00) |
| COUNTY CLERK FEES | (1,584.00) |
| 430132 | (5,037.00) |
| DISTRICT CLERK FEES | (5,037.00) |
| 430134 | (7,228.83) |
| JUSTICE OF THE PEACE FEES | (7,228.83) |

MONTGOMERY COUNTY, TEXAS

REPORT OF EXPENDITURES

For Year Ended September 30, 2022

May 2, 2022

| | Sum of NetTransactionAmount |
|---------------------------------|-----------------------------|
| 100 | 148,711,256.69 |
| GENERAL OPERATIONS | 148,711,256.69 |
| 1100 | - |
| GENERAL FUND | - |
| 710120 | - |
| SALARY/OTHER | - |
| 740627 | - |
| TELEPHONE-RESTRICTED | - |
| 2000 | 318,226.45 |
| COUNTY JUDGE | 318,226.45 |
| 710100 | 86,126.47 |
| SALARY/OFFICIAL-DEPARTMENT HEAD | 86,126.47 |
| 710110 | 132,000.19 |
| SALARY/REGULAR | 132,000.19 |
| 710130 | 286.89 |
| SALARY/OVERTIME | 286.89 |
| 710140 | 1,041.14 |
| SALARY/CELL PHONE ALLOWANCE | 1,041.14 |
| 720100 | 15,575.24 |
| SOCIAL SECURITY | 15,575.24 |
| 720110 | 31,815.84 |
| EMPLOYEE INSURANCE | 31,815.84 |
| 720120 | 27,263.33 |
| RETIREMENT | 27,263.33 |
| 720140 | 27.00 |
| STATE UNEMPLOYMENT TAX | 27.00 |
| 730100 | 2,010.09 |
| OFFICE SUPPLIES | 2,010.09 |
| 730310 | 204.14 |
| UNIFORMS | 204.14 |
| 730370 | 60.00 |
| PERIODICALS | 60.00 |
| 740510 | 175.00 |
| PROFESSIONAL DEVELOPMENT | 175.00 |
| 740530 | 227.94 |
| MOBILE PHONE AND DATA | 227.94 |
| 740580 | 177.94 |
| PRINTING | 177.94 |
| 740660 | 2,728.99 |
| EQUIPMENT RENTAL | 2,728.99 |
| 740720 | 18,506.25 |
| INDIGENT INTERMENT | 18,506.25 |
| 2100 | 346,518.64 |
| HUMAN RESOURCES | 346,518.64 |
| 710100 | 79,201.70 |
| SALARY/OFFICIAL-DEPARTMENT HEAD | 79,201.70 |
| 710110 | 152,936.09 |
| SALARY/REGULAR | 152,936.09 |

| | |
|----------------------------------|-------------------|
| 710130 | 258.75 |
| SALARY/OVERTIME | 258.75 |
| 710140 | 520.57 |
| SALARY/CELL PHONE ALLOWANCE | 520.57 |
| 720100 | 17,409.62 |
| SOCIAL SECURITY | 17,409.62 |
| 720110 | 42,914.10 |
| EMPLOYEE INSURANCE | 42,914.10 |
| 720120 | 28,925.64 |
| RETIREMENT | 28,925.64 |
| 720140 | 190.89 |
| STATE UNEMPLOYMENT TAX | 190.89 |
| 730100 | 2,656.39 |
| OFFICE SUPPLIES | 2,656.39 |
| 730210 | 244.10 |
| DATA PROCESSING SUPPLIES | 244.10 |
| 740120 | 1,258.02 |
| MEDICAL SERVICES | 1,258.02 |
| 740420 | 15.64 |
| COURIER SERVICE | 15.64 |
| 740512 | 15,578.00 |
| PROFESSIONAL SERVICES | 15,578.00 |
| 740660 | 3,665.64 |
| EQUIPMENT RENTAL | 3,665.64 |
| 740680 | 743.49 |
| MEMBERSHIP/ASSOCIATION DUES | 743.49 |
| 2200 | 485,928.98 |
| RISK MANAGEMENT | 485,928.98 |
| 710100 | 76,846.11 |
| SALARY/OFFICIAL-DEPARTMENT HEAD | 76,846.11 |
| 710110 | 228,470.28 |
| SALARY/REGULAR | 228,470.28 |
| 710140 | 531.01 |
| SALARY/CELL PHONE ALLOWANCE | 531.01 |
| 720100 | 22,808.02 |
| SOCIAL SECURITY | 22,808.02 |
| 720110 | 61,528.32 |
| EMPLOYEE INSURANCE | 61,528.32 |
| 720120 | 38,001.78 |
| RETIREMENT | 38,001.78 |
| 720140 | 299.10 |
| STATE UNEMPLOYMENT TAX | 299.10 |
| 730100 | 7,706.17 |
| OFFICE SUPPLIES | 7,706.17 |
| 730240 | 81.53 |
| FUEL - RESTRICTED | 81.53 |
| 730390 | 10,005.77 |
| MEDICAL SUPPLIES | 10,005.77 |
| 740140 | 17.98 |
| VEHICLE MAINTENANCE - RESTRICTED | 17.98 |
| 740510 | 1,300.00 |
| PROFESSIONAL DEVELOPMENT | 1,300.00 |
| 740512 | 13,255.57 |
| PROFESSIONAL SERVICES | 13,255.57 |
| 740530 | 1,007.87 |

| | |
|---|--------------|
| MOBILE PHONE AND DATA | 1,007.87 |
| 740540 | 2,420.47 |
| TRAVEL EXPENSE | 2,420.47 |
| 740550 | 7,090.21 |
| SAFETY PROGRAM | 7,090.21 |
| 740660 | 1,653.79 |
| EQUIPMENT RENTAL | 1,653.79 |
| 740680 | 1,150.00 |
| MEMBERSHIP/ASSOCIATION DUES | 1,150.00 |
| 740950 | 71.00 |
| BONDS-NOTARIES | 71.00 |
| 750400 | 19,524.00 |
| CAPITAL OUTLAY-FURNITURE FIXTURES AND EQUIPMENT | 19,524.00 |
| 790100 | (7,840.00) |
| REIMBURSEMENTS CLEARING | (7,840.00) |
| 2300 | 1,434,135.40 |
| COUNTY CLERK | 1,434,135.40 |
| 710100 | 75,391.48 |
| SALARY/OFFICIAL-DEPARTMENT HEAD | 75,391.48 |
| 710110 | 867,237.18 |
| SALARY/REGULAR | 867,237.18 |
| 720100 | 68,874.24 |
| SOCIAL SECURITY | 68,874.24 |
| 720110 | 270,341.08 |
| EMPLOYEE INSURANCE | 270,341.08 |
| 720120 | 116,973.17 |
| RETIREMENT | 116,973.17 |
| 720140 | 887.05 |
| STATE UNEMPLOYMENT TAX | 887.05 |
| 730100 | 10,090.20 |
| OFFICE SUPPLIES | 10,090.20 |
| 730110 | 450.00 |
| POSTAGE | 450.00 |
| 730120 | 500.00 |
| BOOK SUPPLEMENTS | 500.00 |
| 730170 | 5,488.17 |
| BIRTH CERTIFICATES | 5,488.17 |
| 730210 | 1,802.91 |
| DATA PROCESSING SUPPLIES | 1,802.91 |
| 740504 | 57.00 |
| ONLINE SERVICES | 57.00 |
| 740510 | 1,600.00 |
| PROFESSIONAL DEVELOPMENT | 1,600.00 |
| 740512 | 284.00 |
| PROFESSIONAL SERVICES | 284.00 |
| 740540 | 1,496.32 |
| TRAVEL EXPENSE | 1,496.32 |
| 740580 | 1,810.00 |
| PRINTING | 1,810.00 |
| 740660 | 10,677.60 |
| EQUIPMENT RENTAL | 10,677.60 |
| 740680 | 175.00 |
| MEMBERSHIP/ASSOCIATION DUES | 175.00 |
| 2302 | 209,671.92 |
| COURT COLLECTIONS | 209,671.92 |

| | |
|---------------------------------|--------------|
| 710110 | 127,361.56 |
| SALARY/REGULAR | 127,361.56 |
| 720100 | 9,227.59 |
| SOCIAL SECURITY | 9,227.59 |
| 720110 | 39,769.80 |
| EMPLOYEE INSURANCE | 39,769.80 |
| 720120 | 15,829.97 |
| RETIREMENT | 15,829.97 |
| 720140 | 45.00 |
| STATE UNEMPLOYMENT TAX | 45.00 |
| 730100 | 536.00 |
| OFFICE SUPPLIES | 536.00 |
| 730110 | 4,202.10 |
| POSTAGE | 4,202.10 |
| 740510 | 100.00 |
| PROFESSIONAL DEVELOPMENT | 100.00 |
| 740512 | 9,416.00 |
| PROFESSIONAL SERVICES | 9,416.00 |
| 740640 | 1,574.14 |
| CONTRACT SERVICES | 1,574.14 |
| 740660 | 1,649.76 |
| EQUIPMENT RENTAL | 1,649.76 |
| 790100 | (40.00) |
| REIMBURSEMENTS CLEARING | (40.00) |
| 2400 | 191,414.68 |
| VETERANS SERVICE | 191,414.68 |
| 710100 | 49,128.39 |
| SALARY/OFFICIAL-DEPARTMENT HEAD | 49,128.39 |
| 710110 | 79,046.81 |
| SALARY/REGULAR | 79,046.81 |
| 720100 | 9,389.20 |
| SOCIAL SECURITY | 9,389.20 |
| 720110 | 31,815.84 |
| EMPLOYEE INSURANCE | 31,815.84 |
| 720120 | 15,923.54 |
| RETIREMENT | 15,923.54 |
| 720140 | 36.00 |
| STATE UNEMPLOYMENT TAX | 36.00 |
| 730100 | 782.39 |
| OFFICE SUPPLIES | 782.39 |
| 740510 | 2,100.00 |
| PROFESSIONAL DEVELOPMENT | 2,100.00 |
| 740540 | 411.60 |
| TRAVEL EXPENSE | 411.60 |
| 740580 | 130.00 |
| PRINTING | 130.00 |
| 740660 | 2,425.26 |
| EQUIPMENT RENTAL | 2,425.26 |
| 740680 | 210.00 |
| MEMBERSHIP/ASSOCIATION DUES | 210.00 |
| 740260 | 15.65 |
| INTEREST ON CREDIT CARDS | 15.65 |
| 2500 | 1,812,750.66 |
| ELECTIONS ADMINISTRATOR | 1,812,750.66 |
| 710100 | 70,543.48 |

| | |
|---|------------|
| SALARY/OFFICIAL-DEPARTMENT HEAD | 70,543.48 |
| 710110 | 756,079.06 |
| SALARY/REGULAR | 756,079.06 |
| 710130 | 142,123.84 |
| SALARY/OVERTIME | 142,123.84 |
| 720100 | 73,229.13 |
| SOCIAL SECURITY | 73,229.13 |
| 720110 | 89,664.40 |
| EMPLOYEE INSURANCE | 89,664.40 |
| 720120 | 57,827.38 |
| RETIREMENT | 57,827.38 |
| 720140 | 11,119.47 |
| STATE UNEMPLOYMENT TAX | 11,119.47 |
| 730100 | 28,312.20 |
| OFFICE SUPPLIES | 28,312.20 |
| 730110 | 36.95 |
| POSTAGE | 36.95 |
| 730120 | - |
| BOOK SUPPLEMENTS | - |
| 730210 | 16,063.26 |
| DATA PROCESSING SUPPLIES | 16,063.26 |
| 730220 | 365.00 |
| REPLACEMENTS | 365.00 |
| 730240 | 358.84 |
| FUEL - RESTRICTED | 358.84 |
| 730250 | 150.00 |
| SHOP SUPPLIES | 150.00 |
| 740140 | 132.73 |
| VEHICLE MAINTENANCE - RESTRICTED | 132.73 |
| 740512 | 103,995.06 |
| PROFESSIONAL SERVICES | 103,995.06 |
| 740530 | 4,913.44 |
| MOBILE PHONE AND DATA | 4,913.44 |
| 740540 | 3,869.21 |
| TRAVEL EXPENSE | 3,869.21 |
| 740580 | 80,309.57 |
| PRINTING | 80,309.57 |
| 740628 | 1,344.00 |
| TELEPHONE-FIBER OPTIC-RESTRICTED | 1,344.00 |
| 740654 | 2,081.00 |
| COMMUNITY BUILDING/VOTING BOX | 2,081.00 |
| 740660 | 686.49 |
| EQUIPMENT RENTAL | 686.49 |
| 750400 | 368,741.15 |
| CAPITAL OUTLAY-FURNITURE FIXTURES AND EQUIPMENT | 368,741.15 |
| 740625 | 805.00 |
| REFUSE COLLECTION - RESTRICTED | 805.00 |
| 2501 | 6,446.92 |
| VOTER REGISTRATION | 6,446.92 |
| 730100 | 3,233.31 |
| OFFICE SUPPLIES | 3,233.31 |
| 740504 | 250.00 |
| ONLINE SERVICES | 250.00 |
| 740512 | 2,963.61 |
| PROFESSIONAL SERVICES | 2,963.61 |

| | |
|-----------------------------------|--------------|
| 2600 | 6,352,797.92 |
| INFORMATION TECHNOLOGY | 6,352,797.92 |
| 710100 | 74,246.10 |
| SALARY/OFFICIAL-DEPARTMENT HEAD | 74,246.10 |
| 710110 | 1,585,040.93 |
| SALARY/REGULAR | 1,585,040.93 |
| 710120 | - |
| SALARY/OTHER | - |
| 710140 | 3,527.99 |
| SALARY/CELL PHONE ALLOWANCE | 3,527.99 |
| 720100 | 123,716.51 |
| SOCIAL SECURITY | 123,716.51 |
| 720110 | 299,475.52 |
| EMPLOYEE INSURANCE | 299,475.52 |
| 720120 | 206,838.59 |
| RETIREMENT | 206,838.59 |
| 720140 | 1,060.55 |
| STATE UNEMPLOYMENT TAX | 1,060.55 |
| 730100 | 32,137.46 |
| OFFICE SUPPLIES | 32,137.46 |
| 730110 | 19,975.14 |
| POSTAGE | 19,975.14 |
| 730250 | 519.94 |
| SHOP SUPPLIES | 519.94 |
| 730270 | 12,700.00 |
| LAW ENFORCEMENT SPECIFIC SUPPLIES | 12,700.00 |
| 730320 | 479,148.58 |
| IT HARDWARE | 479,148.58 |
| 730330 | 231,692.00 |
| IT SOFTWARE | 231,692.00 |
| 740110 | 1,972,182.20 |
| IT SOFTWARE MAINTENANCE | 1,972,182.20 |
| 740140 | 19,588.46 |
| VEHICLE MAINTENANCE - RESTRICTED | 19,588.46 |
| 740420 | 4,181.59 |
| COURIER SERVICE | 4,181.59 |
| 740512 | 245,555.76 |
| PROFESSIONAL SERVICES | 245,555.76 |
| 740530 | 20,908.00 |
| MOBILE PHONE AND DATA | 20,908.00 |
| 740540 | 776.82 |
| TRAVEL EXPENSE | 776.82 |
| 740620 | 630.00 |
| ELECTRICITY - RESTRICTED | 630.00 |
| 740628 | 86,476.00 |
| TELEPHONE-FIBER OPTIC-RESTRICTED | 86,476.00 |
| 740640 | 28,504.71 |
| CONTRACT SERVICES | 28,504.71 |
| 740650 | 52.52 |
| SIGN AND SIGNAL MAINTENANCE | 52.52 |
| 740660 | 551.92 |
| EQUIPMENT RENTAL | 551.92 |
| 740680 | 175.00 |
| MEMBERSHIP/ASSOCIATION DUES | 175.00 |
| 750400 | 57,277.05 |

| | |
|---|--------------|
| CAPITAL OUTLAY-FURNITURE FIXTURES AND EQUIPMENT | 57,277.05 |
| 750800 | 226,336.78 |
| MAJOR PROJECTS | 226,336.78 |
| 790100 | (234.10) |
| REIMBURSEMENTS CLEARING | (234.10) |
| 740627 | 616,405.10 |
| TELEPHONE-RESTRICTED | 616,405.10 |
| 740100 | 3,350.80 |
| IT HARDWARE MAINTENANCE | 3,350.80 |
| 740240 | - |
| CHANGE OF VENUE | - |
| 2700 | 2,055,601.19 |
| DISTRICT CLERK | 2,055,601.19 |
| 710100 | 75,391.48 |
| SALARY/OFFICIAL-DEPARTMENT HEAD | 75,391.48 |
| 710110 | 1,268,432.22 |
| SALARY/REGULAR | 1,268,432.22 |
| 720100 | 98,631.48 |
| SOCIAL SECURITY | 98,631.48 |
| 720110 | 423,835.15 |
| EMPLOYEE INSURANCE | 423,835.15 |
| 720120 | 166,951.86 |
| RETIREMENT | 166,951.86 |
| 720140 | 1,906.24 |
| STATE UNEMPLOYMENT TAX | 1,906.24 |
| 730100 | 4,688.42 |
| OFFICE SUPPLIES | 4,688.42 |
| 740110 | 40.00 |
| IT SOFTWARE MAINTENANCE | 40.00 |
| 740510 | 960.00 |
| PROFESSIONAL DEVELOPMENT | 960.00 |
| 740540 | 1,665.90 |
| TRAVEL EXPENSE | 1,665.90 |
| 740580 | 750.00 |
| PRINTING | 750.00 |
| 740660 | 12,173.44 |
| EQUIPMENT RENTAL | 12,173.44 |
| 740680 | 175.00 |
| MEMBERSHIP/ASSOCIATION DUES | 175.00 |
| 2800 | 2,148,467.91 |
| COUNTY ATTORNEY | 2,148,467.91 |
| 710100 | 104,194.40 |
| SALARY/OFFICIAL-DEPARTMENT HEAD | 104,194.40 |
| 710110 | 1,324,415.72 |
| SALARY/REGULAR | 1,324,415.72 |
| 710130 | 54.55 |
| SALARY/OVERTIME | 54.55 |
| 710140 | 911.14 |
| SALARY/CELL PHONE ALLOWANCE | 911.14 |
| 710150 | 46,500.00 |
| SALARY/SPECIAL PAY | 46,500.00 |
| 720100 | 107,472.12 |
| SOCIAL SECURITY | 107,472.12 |
| 720110 | 249,708.57 |
| EMPLOYEE INSURANCE | 249,708.57 |

| | |
|---------------------------------|--------------|
| 720120 | 182,156.80 |
| RETIREMENT | 182,156.80 |
| 720140 | 531.00 |
| STATE UNEMPLOYMENT TAX | 531.00 |
| 730100 | 9,370.03 |
| OFFICE SUPPLIES | 9,370.03 |
| 730120 | 14,015.92 |
| BOOK SUPPLEMENTS | 14,015.92 |
| 740220 | 75,438.69 |
| LEGAL/LITIGATION COSTS | 75,438.69 |
| 740504 | 10,721.36 |
| ONLINE SERVICES | 10,721.36 |
| 740510 | 7,878.71 |
| PROFESSIONAL DEVELOPMENT | 7,878.71 |
| 740540 | 4,867.19 |
| TRAVEL EXPENSE | 4,867.19 |
| 740580 | 642.00 |
| PRINTING | 642.00 |
| 740640 | 1,898.15 |
| CONTRACT SERVICES | 1,898.15 |
| 740660 | 7,535.52 |
| EQUIPMENT RENTAL | 7,535.52 |
| 740970 | 168.27 |
| FREIGHT AND HANDLING | 168.27 |
| 790100 | (12.23) |
| REIMBURSEMENTS CLEARING | (12.23) |
| 2801 | 5,187.21 |
| COUNTY ATTORNEY STATE FUNDS | 5,187.21 |
| 730100 | 403.21 |
| OFFICE SUPPLIES | 403.21 |
| 730210 | - |
| DATA PROCESSING SUPPLIES | - |
| 740220 | 135.44 |
| LEGAL/LITIGATION COSTS | 135.44 |
| 740484 | 435.00 |
| COURT REPORTER TRANSCRIPT | 435.00 |
| 740680 | 4,860.00 |
| MEMBERSHIP/ASSOCIATION DUES | 4,860.00 |
| 740450 | (646.44) |
| SERVICE/CITATIONS | (646.44) |
| 3000 | 1,860,235.13 |
| BUILDING CUSTODIAL SERVICES | 1,860,235.13 |
| 710100 | 64,501.50 |
| SALARY/OFFICIAL-DEPARTMENT HEAD | 64,501.50 |
| 710110 | 976,809.99 |
| SALARY/REGULAR | 976,809.99 |
| 710120 | - |
| SALARY/OTHER | - |
| 710130 | 93,364.41 |
| SALARY/OVERTIME | 93,364.41 |
| 720100 | 84,452.10 |
| SOCIAL SECURITY | 84,452.10 |
| 720110 | 275,582.85 |
| EMPLOYEE INSURANCE | 275,582.85 |
| 720120 | 140,983.82 |

| | |
|-----------------------------------|--------------|
| RETIREMENT | 140,983.82 |
| 720140 | 1,778.55 |
| STATE UNEMPLOYMENT TAX | 1,778.55 |
| 730100 | 1,236.46 |
| OFFICE SUPPLIES | 1,236.46 |
| 730140 | 122,080.94 |
| JANITOR SUPPLIES | 122,080.94 |
| 730220 | 2,504.86 |
| REPLACEMENTS | 2,504.86 |
| 730240 | 9,206.63 |
| FUEL - RESTRICTED | 9,206.63 |
| 730250 | 39.98 |
| SHOP SUPPLIES | 39.98 |
| 730260 | 291.42 |
| VEHICLE SUPPLIES | 291.42 |
| 730300 | 319.22 |
| COMMUNITY AWARENESS SUPPLIES | 319.22 |
| 730310 | 6,403.71 |
| UNIFORMS | 6,403.71 |
| 740140 | 21,925.15 |
| VEHICLE MAINTENANCE - RESTRICTED | 21,925.15 |
| 740510 | 310.99 |
| PROFESSIONAL DEVELOPMENT | 310.99 |
| 740512 | 50,097.71 |
| PROFESSIONAL SERVICES | 50,097.71 |
| 740530 | 6,540.37 |
| MOBILE PHONE AND DATA | 6,540.37 |
| 740660 | 1,767.52 |
| EQUIPMENT RENTAL | 1,767.52 |
| 740260 | 36.95 |
| INTEREST ON CREDIT CARDS | 36.95 |
| 3100 | 4,667,145.09 |
| BUILDING MAINTENANCE/CONSTRUCTION | 4,667,145.09 |
| 710100 | 71,693.74 |
| SALARY/OFFICIAL-DEPARTMENT HEAD | 71,693.74 |
| 710110 | 1,275,027.65 |
| SALARY/REGULAR | 1,275,027.65 |
| 710120 | - |
| SALARY/OTHER | - |
| 710130 | 39,478.05 |
| SALARY/OVERTIME | 39,478.05 |
| 720100 | 104,046.76 |
| SOCIAL SECURITY | 104,046.76 |
| 720110 | 348,305.44 |
| EMPLOYEE INSURANCE | 348,305.44 |
| 720120 | 174,472.15 |
| RETIREMENT | 174,472.15 |
| 720140 | 790.92 |
| STATE UNEMPLOYMENT TAX | 790.92 |
| 730100 | 592.03 |
| OFFICE SUPPLIES | 592.03 |
| 730220 | 300,405.34 |
| REPLACEMENTS | 300,405.34 |
| 730240 | 76,276.70 |
| FUEL - RESTRICTED | 76,276.70 |

| | |
|----------------------------------|---------------|
| 730250 | 29,502.54 |
| SHOP SUPPLIES | 29,502.54 |
| 730310 | 9,358.51 |
| UNIFORMS | 9,358.51 |
| 740140 | 13,396.91 |
| VEHICLE MAINTENANCE - RESTRICTED | 13,396.91 |
| 740150 | 30,691.69 |
| LANDSCAPE MAINTENANCE | 30,691.69 |
| 740510 | 490.95 |
| PROFESSIONAL DEVELOPMENT | 490.95 |
| 740512 | 126,254.47 |
| PROFESSIONAL SERVICES | 126,254.47 |
| 740530 | 6,645.78 |
| MOBILE PHONE AND DATA | 6,645.78 |
| 740620 | 1,476,351.89 |
| ELECTRICITY - RESTRICTED | 1,476,351.89 |
| 740622 | 88,781.95 |
| GAS - RESTRICTED | 88,781.95 |
| 740624 | 346,069.55 |
| WATER AND SEWER - RESTRICTED | 346,069.55 |
| 740640 | 106,806.00 |
| CONTRACT SERVICES | 106,806.00 |
| 740660 | 8,702.35 |
| EQUIPMENT RENTAL | 8,702.35 |
| 740750 | 49,669.25 |
| REMODEL | 49,669.25 |
| 750800 | 578.53 |
| MAJOR PROJECTS | 578.53 |
| 790100 | (17,244.06) |
| REIMBURSEMENTS CLEARING | (17,244.06) |
| 3200 | 1,273,643.07 |
| OTHER | 1,273,643.07 |
| 730100 | - |
| OFFICE SUPPLIES | - |
| 730390 | 34,844.57 |
| MEDICAL SUPPLIES | 34,844.57 |
| 740120 | 60,000.00 |
| MEDICAL SERVICES | 60,000.00 |
| 740512 | 308,643.75 |
| PROFESSIONAL SERVICES | 308,643.75 |
| 740640 | 855,154.75 |
| CONTRACT SERVICES | 855,154.75 |
| 740642 | 15,000.00 |
| SOIL CONSERVATION | 15,000.00 |
| 3210 | 14,027,030.51 |
| NON-DEPARTMENTAL | 14,027,030.51 |
| 720120 | 10,000,000.00 |
| RETIREMENT | 10,000,000.00 |
| 730100 | 226.08 |
| OFFICE SUPPLIES | 226.08 |
| 730110 | 375,854.37 |
| POSTAGE | 375,854.37 |
| 730370 | 108.00 |
| PERIODICALS | 108.00 |
| 740110 | 4,554.00 |

| | |
|------------------------------|--------------|
| IT SOFTWARE MAINTENANCE | 4,554.00 |
| 740120 | 7,500.00 |
| MEDICAL SERVICES | 7,500.00 |
| 740400 | 72,800.00 |
| AUDIT | 72,800.00 |
| 740500 | 2,200,090.31 |
| ECONOMIC DEVELOPMENT | 2,200,090.31 |
| 740502 | 1,035,900.32 |
| CENTRAL APPRAISAL DISTRICT | 1,035,900.32 |
| 740512 | 147,615.88 |
| PROFESSIONAL SERVICES | 147,615.88 |
| 740570 | 40,687.30 |
| ADVERTISING | 40,687.30 |
| 740640 | 102,313.26 |
| CONTRACT SERVICES | 102,313.26 |
| 740680 | 31,702.72 |
| MEMBERSHIP/ASSOCIATION DUES | 31,702.72 |
| 750600 | 7,681.30 |
| CAPITAL OUTLAY-VEHICLES | 7,681.30 |
| 730410 | (3.03) |
| INVOICE TOLERANCE* | (3.03) |
| 3220 | 74,720.68 |
| ALTERNATE DISPUTE RESOLUTION | 74,720.68 |
| 740512 | 74,720.68 |
| PROFESSIONAL SERVICES | 74,720.68 |
| 3230 | 154,319.08 |
| DEPARTMENT OF PUBLIC SAFETY | 154,319.08 |
| 710110 | 102,207.47 |
| SALARY/REGULAR | 102,207.47 |
| 720100 | 7,562.33 |
| SOCIAL SECURITY | 7,562.33 |
| 720110 | 31,815.84 |
| EMPLOYEE INSURANCE | 31,815.84 |
| 720120 | 12,697.44 |
| RETIREMENT | 12,697.44 |
| 720140 | 36.00 |
| STATE UNEMPLOYMENT TAX | 36.00 |
| 3240 | 6,879.53 |
| HISTORICAL COMMISSION | 6,879.53 |
| 740512 | 6,879.53 |
| PROFESSIONAL SERVICES | 6,879.53 |
| 3250 | 19,576.87 |
| CHILD WELFARE | 19,576.87 |
| 710120 | 1,120.00 |
| SALARY/OTHER | 1,120.00 |
| 730100 | 33.54 |
| OFFICE SUPPLIES | 33.54 |
| 730160 | 5,771.81 |
| CLOTHING | 5,771.81 |
| 740560 | 1,172.28 |
| TRANSPORTATION | 1,172.28 |
| 740770 | 10,700.00 |
| ALLOWANCE | 10,700.00 |
| 740627 | 779.24 |
| TELEPHONE-RESTRICTED | 779.24 |

| | |
|----------------------------------|--------------|
| 3300 | 589,015.95 |
| PURCHASING AGENT | 589,015.95 |
| 710100 | 80,655.63 |
| SALARY/OFFICIAL-DEPARTMENT HEAD | 80,655.63 |
| 710110 | 333,408.31 |
| SALARY/REGULAR | 333,408.31 |
| 710120 | - |
| SALARY/OTHER | - |
| 710130 | 600.43 |
| SALARY/OVERTIME | 600.43 |
| 720100 | 30,653.09 |
| SOCIAL SECURITY | 30,653.09 |
| 720110 | 83,737.03 |
| EMPLOYEE INSURANCE | 83,737.03 |
| 720120 | 51,598.35 |
| RETIREMENT | 51,598.35 |
| 720140 | 197.56 |
| STATE UNEMPLOYMENT TAX | 197.56 |
| 730100 | 2,526.04 |
| OFFICE SUPPLIES | 2,526.04 |
| 740140 | 258.95 |
| VEHICLE MAINTENANCE - RESTRICTED | 258.95 |
| 740510 | 3,700.89 |
| PROFESSIONAL DEVELOPMENT | 3,700.89 |
| 740530 | 455.88 |
| MOBILE PHONE AND DATA | 455.88 |
| 740540 | 1,228.77 |
| TRAVEL EXPENSE | 1,228.77 |
| 790100 | (4.98) |
| REIMBURSEMENTS CLEARING | (4.98) |
| 3400 | 1,303,127.86 |
| COUNTY AUDITOR | 1,303,127.86 |
| 710100 | 85,346.12 |
| SALARY/OFFICIAL-DEPARTMENT HEAD | 85,346.12 |
| 710110 | 816,362.89 |
| SALARY/REGULAR | 816,362.89 |
| 710130 | 919.38 |
| SALARY/OVERTIME | 919.38 |
| 720100 | 66,759.19 |
| SOCIAL SECURITY | 66,759.19 |
| 720110 | 190,307.46 |
| EMPLOYEE INSURANCE | 190,307.46 |
| 720120 | 112,134.35 |
| RETIREMENT | 112,134.35 |
| 720140 | 1,071.04 |
| STATE UNEMPLOYMENT TAX | 1,071.04 |
| 730100 | 6,826.63 |
| OFFICE SUPPLIES | 6,826.63 |
| 730110 | 8.94 |
| POSTAGE | 8.94 |
| 730240 | 94.05 |
| FUEL - RESTRICTED | 94.05 |
| 740140 | 89.58 |
| VEHICLE MAINTENANCE - RESTRICTED | 89.58 |
| 740510 | 4,130.00 |

| | |
|---------------------------------|-------------------|
| PROFESSIONAL DEVELOPMENT | 4,130.00 |
| 740530 | 721.98 |
| MOBILE PHONE AND DATA | 721.98 |
| 740540 | 715.80 |
| TRAVEL EXPENSE | 715.80 |
| 740640 | 9,500.00 |
| CONTRACT SERVICES | 9,500.00 |
| 740660 | 7,841.45 |
| EQUIPMENT RENTAL | 7,841.45 |
| 740680 | 299.00 |
| MEMBERSHIP/ASSOCIATION DUES | 299.00 |
| 790100 | - |
| REIMBURSEMENTS CLEARING | - |
| 3500 | 218,692.27 |
| BUDGET OFFICE | 218,692.27 |
| 710100 | 71,153.89 |
| SALARY/OFFICIAL-DEPARTMENT HEAD | 71,153.89 |
| 710110 | 85,827.91 |
| SALARY/REGULAR | 85,827.91 |
| 710140 | 520.57 |
| SALARY/CELL PHONE ALLOWANCE | 520.57 |
| 720100 | 11,765.24 |
| SOCIAL SECURITY | 11,765.24 |
| 720110 | 25,698.57 |
| EMPLOYEE INSURANCE | 25,698.57 |
| 720120 | 19,583.80 |
| RETIREMENT | 19,583.80 |
| 720140 | 106.00 |
| STATE UNEMPLOYMENT TAX | 106.00 |
| 730100 | 681.20 |
| OFFICE SUPPLIES | 681.20 |
| 740510 | 855.00 |
| PROFESSIONAL DEVELOPMENT | 855.00 |
| 740530 | 265.93 |
| MOBILE PHONE AND DATA | 265.93 |
| 740660 | 2,114.16 |
| EQUIPMENT RENTAL | 2,114.16 |
| 740680 | 120.00 |
| MEMBERSHIP/ASSOCIATION DUES | 120.00 |
| 3600 | 439,906.99 |
| COUNTY TREASURER | 439,906.99 |
| 710100 | 81,122.04 |
| SALARY/OFFICIAL-DEPARTMENT HEAD | 81,122.04 |
| 710110 | 218,454.51 |
| SALARY/REGULAR | 218,454.51 |
| 710130 | 924.43 |
| SALARY/OVERTIME | 924.43 |
| 720100 | 22,070.10 |
| SOCIAL SECURITY | 22,070.10 |
| 720110 | 64,834.81 |
| EMPLOYEE INSURANCE | 64,834.81 |
| 720120 | 37,332.10 |
| RETIREMENT | 37,332.10 |
| 720140 | 401.68 |
| STATE UNEMPLOYMENT TAX | 401.68 |

| | |
|----------------------------------|--------------|
| 730100 | 3,129.16 |
| OFFICE SUPPLIES | 3,129.16 |
| 740510 | 1,855.00 |
| PROFESSIONAL DEVELOPMENT | 1,855.00 |
| 740540 | 1,702.47 |
| TRAVEL EXPENSE | 1,702.47 |
| 740640 | 7,288.70 |
| CONTRACT SERVICES | 7,288.70 |
| 740660 | 696.99 |
| EQUIPMENT RENTAL | 696.99 |
| 740680 | 95.00 |
| MEMBERSHIP/ASSOCIATION DUES | 95.00 |
| 3700 | 2,725,071.53 |
| TAX ASSESSOR/COLLECTOR | 2,725,071.53 |
| 710100 | 87,796.84 |
| SALARY/OFFICIAL-DEPARTMENT HEAD | 87,796.84 |
| 710110 | 1,618,157.70 |
| SALARY/REGULAR | 1,618,157.70 |
| 710130 | 22,337.85 |
| SALARY/OVERTIME | 22,337.85 |
| 710140 | 520.57 |
| SALARY/CELL PHONE ALLOWANCE | 520.57 |
| 720100 | 127,689.41 |
| SOCIAL SECURITY | 127,689.41 |
| 720110 | 482,519.44 |
| EMPLOYEE INSURANCE | 482,519.44 |
| 720120 | 214,772.80 |
| RETIREMENT | 214,772.80 |
| 720140 | 1,962.84 |
| STATE UNEMPLOYMENT TAX | 1,962.84 |
| 730100 | 33,257.18 |
| OFFICE SUPPLIES | 33,257.18 |
| 730210 | 11,276.02 |
| DATA PROCESSING SUPPLIES | 11,276.02 |
| 740140 | 960.23 |
| VEHICLE MAINTENANCE - RESTRICTED | 960.23 |
| 740510 | 5,870.00 |
| PROFESSIONAL DEVELOPMENT | 5,870.00 |
| 740540 | 965.16 |
| TRAVEL EXPENSE | 965.16 |
| 740580 | 39,700.77 |
| PRINTING | 39,700.77 |
| 740640 | 73,593.28 |
| CONTRACT SERVICES | 73,593.28 |
| 740660 | 101.44 |
| EQUIPMENT RENTAL | 101.44 |
| 740680 | 3,590.00 |
| MEMBERSHIP/ASSOCIATION DUES | 3,590.00 |
| 790100 | - |
| REIMBURSEMENTS CLEARING | - |
| 3701 | 7,102.53 |
| TAC SPECIAL INVENTORY TAX | 7,102.53 |
| 740540 | 7,102.53 |
| TRAVEL EXPENSE | 7,102.53 |
| 4000 | 1,158,610.89 |

| | |
|----------------------------------|--------------|
| ENVIRONMENTAL HEALTH | 1,158,610.89 |
| 710100 | 66,722.49 |
| SALARY/OFFICIAL-DEPARTMENT HEAD | 66,722.49 |
| 710110 | 732,106.14 |
| SALARY/REGULAR | 732,106.14 |
| 710120 | - |
| SALARY/OTHER | - |
| 720100 | 58,276.21 |
| SOCIAL SECURITY | 58,276.21 |
| 720110 | 167,033.16 |
| EMPLOYEE INSURANCE | 167,033.16 |
| 720120 | 99,258.07 |
| RETIREMENT | 99,258.07 |
| 720140 | 189.00 |
| STATE UNEMPLOYMENT TAX | 189.00 |
| 730100 | 4,264.24 |
| OFFICE SUPPLIES | 4,264.24 |
| 730120 | 586.00 |
| BOOK SUPPLEMENTS | 586.00 |
| 730240 | 3,120.92 |
| FUEL - RESTRICTED | 3,120.92 |
| 730310 | 423.69 |
| UNIFORMS | 423.69 |
| 730370 | 44.00 |
| PERIODICALS | 44.00 |
| 740140 | 836.17 |
| VEHICLE MAINTENANCE - RESTRICTED | 836.17 |
| 740510 | 398.00 |
| PROFESSIONAL DEVELOPMENT | 398.00 |
| 740528 | 10,684.00 |
| PROFESSIONAL SERVICES-STORMWATER | 10,684.00 |
| 740530 | 7,438.35 |
| MOBILE PHONE AND DATA | 7,438.35 |
| 740540 | 2,516.17 |
| TRAVEL EXPENSE | 2,516.17 |
| 740580 | 1,021.70 |
| PRINTING | 1,021.70 |
| 740660 | 3,251.58 |
| EQUIPMENT RENTAL | 3,251.58 |
| 740680 | 441.00 |
| MEMBERSHIP/ASSOCIATION DUES | 441.00 |
| 4001 | 329,355.79 |
| PERMITS | 329,355.79 |
| 710100 | 71,081.91 |
| SALARY/OFFICIAL-DEPARTMENT HEAD | 71,081.91 |
| 710110 | 148,980.09 |
| SALARY/REGULAR | 148,980.09 |
| 710140 | 502.11 |
| SALARY/CELL PHONE ALLOWANCE | 502.11 |
| 720100 | 16,126.93 |
| SOCIAL SECURITY | 16,126.93 |
| 720110 | 55,765.90 |
| EMPLOYEE INSURANCE | 55,765.90 |
| 720120 | 27,430.44 |
| RETIREMENT | 27,430.44 |

| | |
|----------------------------------|--------------|
| 720140 | 227.92 |
| STATE UNEMPLOYMENT TAX | 227.92 |
| 730100 | 5,338.67 |
| OFFICE SUPPLIES | 5,338.67 |
| 740540 | 121.98 |
| TRAVEL EXPENSE | 121.98 |
| 740580 | 315.00 |
| PRINTING | 315.00 |
| 740660 | 3,264.84 |
| EQUIPMENT RENTAL | 3,264.84 |
| 740680 | 200.00 |
| MEMBERSHIP/ASSOCIATION DUES | 200.00 |
| 4100 | 2,785,002.38 |
| ANIMAL SERVICES | 2,785,002.38 |
| 710100 | 71,693.74 |
| SALARY/OFFICIAL-DEPARTMENT HEAD | 71,693.74 |
| 710110 | 1,124,742.32 |
| SALARY/REGULAR | 1,124,742.32 |
| 710130 | 60,930.85 |
| SALARY/OVERTIME | 60,930.85 |
| 710140 | 3,728.53 |
| SALARY/CELL PHONE ALLOWANCE | 3,728.53 |
| 720100 | 94,032.62 |
| SOCIAL SECURITY | 94,032.62 |
| 720110 | 364,586.45 |
| EMPLOYEE INSURANCE | 364,586.45 |
| 720120 | 156,661.16 |
| RETIREMENT | 156,661.16 |
| 720140 | 2,103.75 |
| STATE UNEMPLOYMENT TAX | 2,103.75 |
| 730100 | 98,675.68 |
| OFFICE SUPPLIES | 98,675.68 |
| 730140 | 3,367.03 |
| JANITOR SUPPLIES | 3,367.03 |
| 730220 | 1,301.00 |
| REPLACEMENTS | 1,301.00 |
| 730240 | 34,726.75 |
| FUEL - RESTRICTED | 34,726.75 |
| 730250 | 2,986.58 |
| SHOP SUPPLIES | 2,986.58 |
| 730260 | 15,527.19 |
| VEHICLE SUPPLIES | 15,527.19 |
| 730280 | 41,892.64 |
| CANINE EXPENSES | 41,892.64 |
| 730290 | 56,590.00 |
| SPAY/NEUTER PROGRAM EXPENSE | 56,590.00 |
| 730310 | - |
| UNIFORMS | - |
| 730390 | 265,467.26 |
| MEDICAL SUPPLIES | 265,467.26 |
| 740140 | 14,517.85 |
| VEHICLE MAINTENANCE - RESTRICTED | 14,517.85 |
| 740410 | 510.00 |
| TOLLS | 510.00 |
| 740510 | 2,255.90 |

| | |
|---|--------------|
| PROFESSIONAL DEVELOPMENT | 2,255.90 |
| 740512 | 35,313.51 |
| PROFESSIONAL SERVICES | 35,313.51 |
| 740530 | 5,471.34 |
| MOBILE PHONE AND DATA | 5,471.34 |
| 740540 | 9,598.37 |
| TRAVEL EXPENSE | 9,598.37 |
| 740580 | 665.37 |
| PRINTING | 665.37 |
| 740640 | 4,450.00 |
| CONTRACT SERVICES | 4,450.00 |
| 740660 | 15,879.10 |
| EQUIPMENT RENTAL | 15,879.10 |
| 750400 | 293,000.00 |
| CAPITAL OUTLAY-FURNITURE FIXTURES AND EQUIPMENT | 293,000.00 |
| 730410 | 255.00 |
| INVOICE TOLERANCE* | 255.00 |
| 740145 | 4,072.39 |
| EQUIPMENT MAINTENANCE/REPAIR - RESTRICTED | 4,072.39 |
| 4200 | 1,268,798.62 |
| FORENSIC SERVICES | 1,268,798.62 |
| 710100 | 163,073.17 |
| SALARY/OFFICIAL-DEPARTMENT HEAD | 163,073.17 |
| 710110 | 477,995.40 |
| SALARY/REGULAR | 477,995.40 |
| 710120 | - |
| SALARY/OTHER | - |
| 710130 | 24,256.29 |
| SALARY/OVERTIME | 24,256.29 |
| 720100 | 38,216.64 |
| SOCIAL SECURITY | 38,216.64 |
| 720110 | 78,927.37 |
| EMPLOYEE INSURANCE | 78,927.37 |
| 720120 | 82,752.70 |
| RETIREMENT | 82,752.70 |
| 720140 | 90.64 |
| STATE UNEMPLOYMENT TAX | 90.64 |
| 730100 | 3,979.79 |
| OFFICE SUPPLIES | 3,979.79 |
| 730110 | 1,499.46 |
| POSTAGE | 1,499.46 |
| 730220 | 1,517.42 |
| REPLACEMENTS | 1,517.42 |
| 730240 | 780.39 |
| FUEL - RESTRICTED | 780.39 |
| 730310 | 1,336.08 |
| UNIFORMS | 1,336.08 |
| 730390 | 30,631.51 |
| MEDICAL SUPPLIES | 30,631.51 |
| 740140 | 148.87 |
| VEHICLE MAINTENANCE - RESTRICTED | 148.87 |
| 740420 | 1,260.00 |
| COURIER SERVICE | 1,260.00 |
| 740510 | 250.00 |
| PROFESSIONAL DEVELOPMENT | 250.00 |

| | |
|-----------------------------------|------------|
| 740512 | 359.55 |
| PROFESSIONAL SERVICES | 359.55 |
| 740530 | 1,343.34 |
| MOBILE PHONE AND DATA | 1,343.34 |
| 740540 | 1,551.56 |
| TRAVEL EXPENSE | 1,551.56 |
| 740560 | 152,435.00 |
| TRANSPORTATION | 152,435.00 |
| 740640 | 201,078.95 |
| CONTRACT SERVICES | 201,078.95 |
| 740656 | 3,934.49 |
| RENT AND LEASES | 3,934.49 |
| 740680 | 1,380.00 |
| MEMBERSHIP/ASSOCIATION DUES | 1,380.00 |
| 4300 | 86,445.40 |
| MCCD-COUNTY APPROPRIATIONS (CDBG) | 86,445.40 |
| 710100 | 65,287.37 |
| SALARY/OFFICIAL-DEPARTMENT HEAD | 65,287.37 |
| 710140 | 520.57 |
| SALARY/CELL PHONE ALLOWANCE | 520.57 |
| 720100 | 4,878.22 |
| SOCIAL SECURITY | 4,878.22 |
| 720110 | 7,419.07 |
| EMPLOYEE INSURANCE | 7,419.07 |
| 720120 | 8,058.46 |
| RETIREMENT | 8,058.46 |
| 720140 | 9.00 |
| STATE UNEMPLOYMENT TAX | 9.00 |
| 730100 | 98.71 |
| OFFICE SUPPLIES | 98.71 |
| 740680 | 174.00 |
| MEMBERSHIP/ASSOCIATION DUES | 174.00 |
| 4400 | 545,402.96 |
| CONVENTION CENTER | 545,402.96 |
| 710100 | 62,622.46 |
| SALARY/OFFICIAL-DEPARTMENT HEAD | 62,622.46 |
| 710110 | 182,131.03 |
| SALARY/REGULAR | 182,131.03 |
| 710120 | - |
| SALARY/OTHER | - |
| 710130 | 3,112.75 |
| SALARY/OVERTIME | 3,112.75 |
| 720100 | 18,499.93 |
| SOCIAL SECURITY | 18,499.93 |
| 720110 | 69,136.72 |
| EMPLOYEE INSURANCE | 69,136.72 |
| 720120 | 31,024.81 |
| RETIREMENT | 31,024.81 |
| 720140 | 242.53 |
| STATE UNEMPLOYMENT TAX | 242.53 |
| 730100 | 430.10 |
| OFFICE SUPPLIES | 430.10 |
| 730140 | 19,745.25 |
| JANITOR SUPPLIES | 19,745.25 |
| 730220 | 3,833.69 |

| | |
|----------------------------------|--------------|
| REPLACEMENTS | 3,833.69 |
| 730240 | 4,297.55 |
| FUEL - RESTRICTED | 4,297.55 |
| 730250 | 2,965.54 |
| SHOP SUPPLIES | 2,965.54 |
| 730260 | 1,751.19 |
| VEHICLE SUPPLIES | 1,751.19 |
| 730310 | 1,188.26 |
| UNIFORMS | 1,188.26 |
| 730350 | 3,359.92 |
| AGRICULTURE SUPPLIES | 3,359.92 |
| 730370 | 68.00 |
| PERIODICALS | 68.00 |
| 730380 | 5,354.74 |
| AUDIO/VISUAL SUPPLIES | 5,354.74 |
| 740140 | 1,114.47 |
| VEHICLE MAINTENANCE - RESTRICTED | 1,114.47 |
| 740150 | 34,220.38 |
| LANDSCAPE MAINTENANCE | 34,220.38 |
| 740510 | 2,507.58 |
| PROFESSIONAL DEVELOPMENT | 2,507.58 |
| 740530 | 2,549.58 |
| MOBILE PHONE AND DATA | 2,549.58 |
| 740540 | 717.95 |
| TRAVEL EXPENSE | 717.95 |
| 740570 | 2,458.00 |
| ADVERTISING | 2,458.00 |
| 740640 | 88,028.11 |
| CONTRACT SERVICES | 88,028.11 |
| 740660 | 3,132.42 |
| EQUIPMENT RENTAL | 3,132.42 |
| 740680 | 910.00 |
| MEMBERSHIP/ASSOCIATION DUES | 910.00 |
| 790100 | - |
| REIMBURSEMENTS CLEARING | - |
| 4500 | 5,175,008.51 |
| MEMORIAL LIBRARY | 5,175,008.51 |
| 710100 | 82,759.06 |
| SALARY/OFFICIAL-DEPARTMENT HEAD | 82,759.06 |
| 710110 | 3,171,011.91 |
| SALARY/REGULAR | 3,171,011.91 |
| 710130 | 24.99 |
| SALARY/OVERTIME | 24.99 |
| 720100 | 242,536.23 |
| SOCIAL SECURITY | 242,536.23 |
| 720110 | 937,018.65 |
| EMPLOYEE INSURANCE | 937,018.65 |
| 720120 | 404,306.04 |
| RETIREMENT | 404,306.04 |
| 720140 | 3,846.94 |
| STATE UNEMPLOYMENT TAX | 3,846.94 |
| 730100 | 14,614.29 |
| OFFICE SUPPLIES | 14,614.29 |
| 730210 | 16,532.94 |
| DATA PROCESSING SUPPLIES | 16,532.94 |

| | |
|----------------------------------|------------|
| 730220 | 2,349.68 |
| REPLACEMENTS | 2,349.68 |
| 730240 | 4,202.21 |
| FUEL - RESTRICTED | 4,202.21 |
| 730300 | 4,261.03 |
| COMMUNITY AWARENESS SUPPLIES | 4,261.03 |
| 730320 | 126.99 |
| IT HARDWARE | 126.99 |
| 730370 | 24,850.77 |
| PERIODICALS | 24,850.77 |
| 730380 | 103,564.11 |
| AUDIO/VISUAL SUPPLIES | 103,564.11 |
| 740140 | 1,087.19 |
| VEHICLE MAINTENANCE - RESTRICTED | 1,087.19 |
| 740510 | 374.00 |
| PROFESSIONAL DEVELOPMENT | 374.00 |
| 740512 | 6,656.34 |
| PROFESSIONAL SERVICES | 6,656.34 |
| 740530 | 250.92 |
| MOBILE PHONE AND DATA | 250.92 |
| 740540 | 950.13 |
| TRAVEL EXPENSE | 950.13 |
| 740550 | 23,170.32 |
| SAFETY PROGRAM | 23,170.32 |
| 740580 | 46.00 |
| PRINTING | 46.00 |
| 740640 | 14,225.91 |
| CONTRACT SERVICES | 14,225.91 |
| 740660 | 6,288.96 |
| EQUIPMENT RENTAL | 6,288.96 |
| 740680 | 65,000.00 |
| MEMBERSHIP/ASSOCIATION DUES | 65,000.00 |
| 740700 | - |
| INSURANCE/BOND PREMIUMS | - |
| 750700 | 44,952.90 |
| CAPITAL OUTLAY-BOOKS | 44,952.90 |
| 4600 | 388,497.62 |
| EXTENSION AGENTS | 388,497.62 |
| 710110 | 137,483.38 |
| SALARY/REGULAR | 137,483.38 |
| 710120 | 111,655.28 |
| SALARY/OTHER | 111,655.28 |
| 710130 | 421.18 |
| SALARY/OVERTIME | 421.18 |
| 720100 | 18,705.68 |
| SOCIAL SECURITY | 18,705.68 |
| 720110 | 76,030.54 |
| EMPLOYEE INSURANCE | 76,030.54 |
| 720120 | 18,710.73 |
| RETIREMENT | 18,710.73 |
| 720140 | 534.27 |
| STATE UNEMPLOYMENT TAX | 534.27 |
| 730100 | 2,810.14 |
| OFFICE SUPPLIES | 2,810.14 |
| 730370 | 174.75 |

| | |
|----------------------------------|------------|
| PERIODICALS | 174.75 |
| 740510 | 550.00 |
| PROFESSIONAL DEVELOPMENT | 550.00 |
| 740530 | 669.48 |
| MOBILE PHONE AND DATA | 669.48 |
| 740540 | 10,237.66 |
| TRAVEL EXPENSE | 10,237.66 |
| 740580 | 112.45 |
| PRINTING | 112.45 |
| 740640 | 735.00 |
| CONTRACT SERVICES | 735.00 |
| 740660 | 8,712.92 |
| EQUIPMENT RENTAL | 8,712.92 |
| 740680 | 1,280.00 |
| MEMBERSHIP/ASSOCIATION DUES | 1,280.00 |
| 790100 | (325.84) |
| REIMBURSEMENTS CLEARING | (325.84) |
| 5000 | 396,699.07 |
| AIRPORT | 396,699.07 |
| 710100 | 64,488.81 |
| SALARY/OFFICIAL-DEPARTMENT HEAD | 64,488.81 |
| 710110 | 186,431.56 |
| SALARY/REGULAR | 186,431.56 |
| 710130 | 142.79 |
| SALARY/OVERTIME | 142.79 |
| 710140 | 260.29 |
| SALARY/CELL PHONE ALLOWANCE | 260.29 |
| 720100 | 18,638.69 |
| SOCIAL SECURITY | 18,638.69 |
| 720110 | 55,660.92 |
| EMPLOYEE INSURANCE | 55,660.92 |
| 720120 | 31,222.10 |
| RETIREMENT | 31,222.10 |
| 720140 | 137.99 |
| STATE UNEMPLOYMENT TAX | 137.99 |
| 730100 | 243.83 |
| OFFICE SUPPLIES | 243.83 |
| 730220 | 20,428.55 |
| REPLACEMENTS | 20,428.55 |
| 730230 | 1,946.59 |
| MARINE/AIR EXPENSE | 1,946.59 |
| 730240 | 3,654.86 |
| FUEL - RESTRICTED | 3,654.86 |
| 730310 | 91.98 |
| UNIFORMS | 91.98 |
| 740140 | 438.62 |
| VEHICLE MAINTENANCE - RESTRICTED | 438.62 |
| 740150 | 4,944.00 |
| LANDSCAPE MAINTENANCE | 4,944.00 |
| 740420 | 30.47 |
| COURIER SERVICE | 30.47 |
| 740512 | 2,331.04 |
| PROFESSIONAL SERVICES | 2,331.04 |
| 740528 | 200.00 |
| PROFESSIONAL SERVICES-STORMWATER | 200.00 |

| | |
|----------------------------------|--------------|
| 740530 | 1,130.29 |
| MOBILE PHONE AND DATA | 1,130.29 |
| 740540 | 1,685.90 |
| TRAVEL EXPENSE | 1,685.90 |
| 740580 | 58.99 |
| PRINTING | 58.99 |
| 740660 | 1,381.80 |
| EQUIPMENT RENTAL | 1,381.80 |
| 740680 | 1,254.00 |
| MEMBERSHIP/ASSOCIATION DUES | 1,254.00 |
| 790100 | (105.00) |
| REIMBURSEMENTS CLEARING | (105.00) |
| 5050 | 172,878.51 |
| CUSTOMS | 172,878.51 |
| 740512 | 172,878.51 |
| PROFESSIONAL SERVICES | 172,878.51 |
| 5100 | 7,411,767.46 |
| DISTRICT ATTORNEY | 7,411,767.46 |
| 710100 | 22,277.09 |
| SALARY/OFFICIAL-DEPARTMENT HEAD | 22,277.09 |
| 710110 | 4,809,127.17 |
| SALARY/REGULAR | 4,809,127.17 |
| 710120 | - |
| SALARY/OTHER | - |
| 710130 | 103,809.68 |
| SALARY/OVERTIME | 103,809.68 |
| 710140 | 520.57 |
| SALARY/CELL PHONE ALLOWANCE | 520.57 |
| 710150 | 122,105.44 |
| SALARY/SPECIAL PAY | 122,105.44 |
| 720100 | 377,277.36 |
| SOCIAL SECURITY | 377,277.36 |
| 720110 | 798,659.71 |
| EMPLOYEE INSURANCE | 798,659.71 |
| 720120 | 629,212.34 |
| RETIREMENT | 629,212.34 |
| 720140 | 2,115.63 |
| STATE UNEMPLOYMENT TAX | 2,115.63 |
| 730100 | 46,426.67 |
| OFFICE SUPPLIES | 46,426.67 |
| 730240 | 33,051.62 |
| FUEL - RESTRICTED | 33,051.62 |
| 730310 | 3,544.31 |
| UNIFORMS | 3,544.31 |
| 730330 | 19,953.84 |
| IT SOFTWARE | 19,953.84 |
| 740140 | 11,056.42 |
| VEHICLE MAINTENANCE - RESTRICTED | 11,056.42 |
| 740160 | 30,874.39 |
| SPECIAL INVESTIGATION | 30,874.39 |
| 740420 | 196.19 |
| COURIER SERVICE | 196.19 |
| 740460 | 943.50 |
| INVESTIGATOR | 943.50 |
| 740478 | 20,562.50 |

| | |
|--|-------------|
| EXPERT WITNESS-PSYCHIATRIC EVALUATION | 20,562.50 |
| 740484 | 2,060.74 |
| COURT REPORTER TRANSCRIPT | 2,060.74 |
| 740504 | 3,193.89 |
| ONLINE SERVICES | 3,193.89 |
| 740510 | 21,237.91 |
| PROFESSIONAL DEVELOPMENT | 21,237.91 |
| 740512 | 28,035.06 |
| PROFESSIONAL SERVICES | 28,035.06 |
| 740530 | 21,506.38 |
| MOBILE PHONE AND DATA | 21,506.38 |
| 740540 | 33,226.22 |
| TRAVEL EXPENSE | 33,226.22 |
| 740640 | 43,693.15 |
| CONTRACT SERVICES | 43,693.15 |
| 740660 | 52,511.16 |
| EQUIPMENT RENTAL | 52,511.16 |
| 740680 | 16,948.00 |
| MEMBERSHIP/ASSOCIATION DUES | 16,948.00 |
| 740692 | - |
| DA WITNESS EXPENSE | - |
| 740694 | 107.94 |
| FOOD SERVICE | 107.94 |
| 740750 | 110,598.10 |
| REMODEL | 110,598.10 |
| 790100 | (11,400.47) |
| REIMBURSEMENTS CLEARING | (11,400.47) |
| 730101 | 311.77 |
| FOOD SUPPLIES | 311.77 |
| 790900 | 58,023.18 |
| CARRYOVER FROM PREVIOUS YEAR | 58,023.18 |
| 5101 | 9,767.98 |
| DISTRICT ATTORNEY STATE FUNDS | 9,767.98 |
| 710150 | 7,170.60 |
| SALARY/SPECIAL PAY | 7,170.60 |
| 720100 | 539.78 |
| SOCIAL SECURITY | 539.78 |
| 720110 | 1,164.80 |
| EMPLOYEE INSURANCE | 1,164.80 |
| 720120 | 892.04 |
| RETIREMENT | 892.04 |
| 720140 | 0.76 |
| STATE UNEMPLOYMENT TAX | 0.76 |
| 5200 | 550,103.36 |
| OFFICE OF HOMELAND SECURITY & EMERGENCY MANAGEMENT | 550,103.36 |
| 710100 | 80,190.86 |
| SALARY/OFFICIAL-DEPARTMENT HEAD | 80,190.86 |
| 710110 | 228,825.10 |
| SALARY/REGULAR | 228,825.10 |
| 710130 | 47.05 |
| SALARY/OVERTIME | 47.05 |
| 720100 | 22,692.31 |
| SOCIAL SECURITY | 22,692.31 |
| 720110 | 54,829.68 |
| EMPLOYEE INSURANCE | 54,829.68 |

| | |
|----------------------------------|------------|
| 720120 | 38,330.18 |
| RETIREMENT | 38,330.18 |
| 720140 | 385.76 |
| STATE UNEMPLOYMENT TAX | 385.76 |
| 730100 | 2,089.25 |
| OFFICE SUPPLIES | 2,089.25 |
| 730140 | (1,011.89) |
| JANITOR SUPPLIES | (1,011.89) |
| 730240 | 10,997.00 |
| FUEL - RESTRICTED | 10,997.00 |
| 730250 | 1,268.06 |
| SHOP SUPPLIES | 1,268.06 |
| 730310 | 174.29 |
| UNIFORMS | 174.29 |
| 740140 | 9,982.67 |
| VEHICLE MAINTENANCE - RESTRICTED | 9,982.67 |
| 740510 | 370.00 |
| PROFESSIONAL DEVELOPMENT | 370.00 |
| 740530 | 3,533.40 |
| MOBILE PHONE AND DATA | 3,533.40 |
| 740540 | 611.21 |
| TRAVEL EXPENSE | 611.21 |
| 740640 | 735.00 |
| CONTRACT SERVICES | 735.00 |
| 740656 | 85,000.00 |
| RENT AND LEASES | 85,000.00 |
| 740660 | 2,874.48 |
| EQUIPMENT RENTAL | 2,874.48 |
| 750600 | 7,688.20 |
| CAPITAL OUTLAY-VEHICLES | 7,688.20 |
| 790100 | (825.16) |
| REIMBURSEMENTS CLEARING | (825.16) |
| 790900 | 1,315.91 |
| CARRYOVER FROM PREVIOUS YEAR | 1,315.91 |
| 5300 | 598,074.01 |
| FIRE MARSHAL - INVESTIGATIONS | 598,074.01 |
| 710100 | 77,821.03 |
| SALARY/OFFICIAL-DEPARTMENT HEAD | 77,821.03 |
| 710110 | 293,611.98 |
| SALARY/REGULAR | 293,611.98 |
| 710130 | 28,863.94 |
| SALARY/OVERTIME | 28,863.94 |
| 710150 | 10,998.00 |
| SALARY/SPECIAL PAY | 10,998.00 |
| 720100 | 30,748.11 |
| SOCIAL SECURITY | 30,748.11 |
| 720110 | 55,671.70 |
| EMPLOYEE INSURANCE | 55,671.70 |
| 720120 | 50,833.59 |
| RETIREMENT | 50,833.59 |
| 720140 | 248.55 |
| STATE UNEMPLOYMENT TAX | 248.55 |
| 730100 | 134.98 |
| OFFICE SUPPLIES | 134.98 |
| 730240 | 11,495.36 |

| | |
|-----------------------------------|-------------------|
| FUEL - RESTRICTED | 11,495.36 |
| 730250 | 2,228.36 |
| SHOP SUPPLIES | 2,228.36 |
| 730270 | 4,047.52 |
| LAW ENFORCEMENT SPECIFIC SUPPLIES | 4,047.52 |
| 730280 | 1,287.94 |
| CANINE EXPENSES | 1,287.94 |
| 730310 | 967.36 |
| UNIFORMS | 967.36 |
| 740140 | 12,534.23 |
| VEHICLE MAINTENANCE - RESTRICTED | 12,534.23 |
| 740510 | 1,879.50 |
| PROFESSIONAL DEVELOPMENT | 1,879.50 |
| 740530 | 3,718.60 |
| MOBILE PHONE AND DATA | 3,718.60 |
| 740540 | 2,834.49 |
| TRAVEL EXPENSE | 2,834.49 |
| 740660 | 1,016.05 |
| EQUIPMENT RENTAL | 1,016.05 |
| 740680 | 605.74 |
| MEMBERSHIP/ASSOCIATION DUES | 605.74 |
| 750600 | 7,681.30 |
| CAPITAL OUTLAY-VEHICLES | 7,681.30 |
| 790100 | (1,154.32) |
| REIMBURSEMENTS CLEARING | (1,154.32) |
| 5301 | 616,274.57 |
| FIRE MARSHAL - INSPECTIONS | 616,274.57 |
| 710110 | 403,392.61 |
| SALARY/REGULAR | 403,392.61 |
| 710130 | 1,606.82 |
| SALARY/OVERTIME | 1,606.82 |
| 720100 | 29,702.27 |
| SOCIAL SECURITY | 29,702.27 |
| 720110 | 75,779.63 |
| EMPLOYEE INSURANCE | 75,779.63 |
| 720120 | 50,326.38 |
| RETIREMENT | 50,326.38 |
| 720140 | 434.39 |
| STATE UNEMPLOYMENT TAX | 434.39 |
| 730100 | 444.73 |
| OFFICE SUPPLIES | 444.73 |
| 730240 | 20,420.59 |
| FUEL - RESTRICTED | 20,420.59 |
| 730250 | 3,811.00 |
| SHOP SUPPLIES | 3,811.00 |
| 730270 | 6,499.36 |
| LAW ENFORCEMENT SPECIFIC SUPPLIES | 6,499.36 |
| 740110 | 4,491.43 |
| IT SOFTWARE MAINTENANCE | 4,491.43 |
| 740140 | 4,896.94 |
| VEHICLE MAINTENANCE - RESTRICTED | 4,896.94 |
| 740504 | 539.40 |
| ONLINE SERVICES | 539.40 |
| 740510 | 3,134.02 |
| PROFESSIONAL DEVELOPMENT | 3,134.02 |

| | |
|-----------------------------------|--------------|
| 740530 | 6,816.90 |
| MOBILE PHONE AND DATA | 6,816.90 |
| 740540 | 1,499.23 |
| TRAVEL EXPENSE | 1,499.23 |
| 740660 | 2,108.88 |
| EQUIPMENT RENTAL | 2,108.88 |
| 740680 | 369.99 |
| MEMBERSHIP/ASSOCIATION DUES | 369.99 |
| 5400 | 1,288,569.79 |
| JUVENILE PROBATION-ADMINISTRATIVE | 1,288,569.79 |
| 710100 | 88,464.95 |
| SALARY/OFFICIAL-DEPARTMENT HEAD | 88,464.95 |
| 710110 | 767,315.93 |
| SALARY/REGULAR | 767,315.93 |
| 710130 | 6,112.56 |
| SALARY/OVERTIME | 6,112.56 |
| 710140 | 520.57 |
| SALARY/CELL PHONE ALLOWANCE | 520.57 |
| 720100 | 63,959.70 |
| SOCIAL SECURITY | 63,959.70 |
| 720110 | 231,678.82 |
| EMPLOYEE INSURANCE | 231,678.82 |
| 720120 | 107,194.44 |
| RETIREMENT | 107,194.44 |
| 720140 | 1,257.86 |
| STATE UNEMPLOYMENT TAX | 1,257.86 |
| 730100 | 1,775.04 |
| OFFICE SUPPLIES | 1,775.04 |
| 740140 | 58.99 |
| VEHICLE MAINTENANCE - RESTRICTED | 58.99 |
| 740518 | - |
| PROFESSIONAL SERVICES-POLYGRAPH | - |
| 740540 | - |
| TRAVEL EXPENSE | - |
| 740660 | 20,230.93 |
| EQUIPMENT RENTAL | 20,230.93 |
| 740790 | - |
| ELECTRONIC MONITORING | - |
| 5401 | 2,095,084.73 |
| JUVENILE PROBATION-DETENTION | 2,095,084.73 |
| 710110 | 1,339,086.88 |
| SALARY/REGULAR | 1,339,086.88 |
| 710130 | 29,378.45 |
| SALARY/OVERTIME | 29,378.45 |
| 710140 | 520.57 |
| SALARY/CELL PHONE ALLOWANCE | 520.57 |
| 720100 | 102,400.98 |
| SOCIAL SECURITY | 102,400.98 |
| 720110 | 373,639.81 |
| EMPLOYEE INSURANCE | 373,639.81 |
| 720120 | 170,027.88 |
| RETIREMENT | 170,027.88 |
| 720140 | 3,341.36 |
| STATE UNEMPLOYMENT TAX | 3,341.36 |
| 730100 | 2,173.05 |

| | |
|----------------------------------|--------------|
| OFFICE SUPPLIES | 2,173.05 |
| 730140 | 10,002.11 |
| JANITOR SUPPLIES | 10,002.11 |
| 730160 | 3,238.37 |
| CLOTHING | 3,238.37 |
| 730220 | 15,876.59 |
| REPLACEMENTS | 15,876.59 |
| 730310 | 617.16 |
| UNIFORMS | 617.16 |
| 740120 | 17,500.00 |
| MEDICAL SERVICES | 17,500.00 |
| 740140 | 2,548.35 |
| VEHICLE MAINTENANCE - RESTRICTED | 2,548.35 |
| 740512 | 6,784.00 |
| PROFESSIONAL SERVICES | 6,784.00 |
| 740660 | 137.88 |
| EQUIPMENT RENTAL | 137.88 |
| 730101 | 17,811.29 |
| FOOD SUPPLIES | 17,811.29 |
| 5402 | 715.35 |
| JUVENILE PROBATION-LOCAL | 715.35 |
| 730100 | 669.40 |
| OFFICE SUPPLIES | 669.40 |
| 740694 | 45.95 |
| FOOD SERVICE | 45.95 |
| 5500 | 2,228,238.85 |
| ADULT PROBATION | 2,228,238.85 |
| 710100 | 87,718.22 |
| SALARY/OFFICIAL-DEPARTMENT HEAD | 87,718.22 |
| 710110 | 1,754,389.15 |
| SALARY/REGULAR | 1,754,389.15 |
| 710120 | - |
| SALARY/OTHER | - |
| 710130 | 2,905.81 |
| SALARY/OVERTIME | 2,905.81 |
| 710140 | 6,246.86 |
| SALARY/CELL PHONE ALLOWANCE | 6,246.86 |
| 720100 | 133,406.12 |
| SOCIAL SECURITY | 133,406.12 |
| 720120 | 230,041.37 |
| RETIREMENT | 230,041.37 |
| 720140 | 1,859.46 |
| STATE UNEMPLOYMENT TAX | 1,859.46 |
| 730100 | 1,139.39 |
| OFFICE SUPPLIES | 1,139.39 |
| 740640 | 8,755.60 |
| CONTRACT SERVICES | 8,755.60 |
| 740660 | 68.73 |
| EQUIPMENT RENTAL | 68.73 |
| 740100 | 1,708.14 |
| IT HARDWARE MAINTENANCE | 1,708.14 |
| 5600 | 78,037.34 |
| COMMISSIONS | 78,037.34 |
| 730100 | 640.00 |
| OFFICE SUPPLIES | 640.00 |

| | |
|-----------------------------------|--------------|
| 730220 | 934.50 |
| REPLACEMENTS | 934.50 |
| 730270 | 38,213.07 |
| LAW ENFORCEMENT SPECIFIC SUPPLIES | 38,213.07 |
| 730310 | 1,124.54 |
| UNIFORMS | 1,124.54 |
| 740512 | 1,307.23 |
| PROFESSIONAL SERVICES | 1,307.23 |
| 740656 | 716.00 |
| RENT AND LEASES | 716.00 |
| 740660 | 2,355.00 |
| EQUIPMENT RENTAL | 2,355.00 |
| 750600 | 32,747.00 |
| CAPITAL OUTLAY-VEHICLES | 32,747.00 |
| 5602 | 7,481.63 |
| LEOSE | 7,481.63 |
| 740510 | 5,534.50 |
| PROFESSIONAL DEVELOPMENT | 5,534.50 |
| 740540 | 1,947.13 |
| TRAVEL EXPENSE | 1,947.13 |
| 6000 | 1,295,325.11 |
| SHERIFF | 1,295,325.11 |
| 710100 | 99,142.62 |
| SALARY/OFFICIAL-DEPARTMENT HEAD | 99,142.62 |
| 710110 | 822,506.66 |
| SALARY/REGULAR | 822,506.66 |
| 710130 | 60,253.09 |
| SALARY/OVERTIME | 60,253.09 |
| 720100 | 71,741.46 |
| SOCIAL SECURITY | 71,741.46 |
| 720110 | 103,853.76 |
| EMPLOYEE INSURANCE | 103,853.76 |
| 720120 | 121,996.70 |
| RETIREMENT | 121,996.70 |
| 720140 | 108.00 |
| STATE UNEMPLOYMENT TAX | 108.00 |
| 730100 | 1,337.93 |
| OFFICE SUPPLIES | 1,337.93 |
| 740510 | 1,780.00 |
| PROFESSIONAL DEVELOPMENT | 1,780.00 |
| 740530 | 6,565.22 |
| MOBILE PHONE AND DATA | 6,565.22 |
| 740540 | 2,534.85 |
| TRAVEL EXPENSE | 2,534.85 |
| 740580 | 11.91 |
| PRINTING | 11.91 |
| 740660 | 3,492.42 |
| EQUIPMENT RENTAL | 3,492.42 |
| 740260 | 0.49 |
| INTEREST ON CREDIT CARDS | 0.49 |
| 6100 | 199,636.16 |
| SHERIFF HOMELAND SECURITY | 199,636.16 |
| 710110 | 126,098.37 |
| SALARY/REGULAR | 126,098.37 |
| 710130 | 11,032.42 |

| | |
|-----------------------------------|--------------|
| SALARY/OVERTIME | 11,032.42 |
| 720100 | 10,254.09 |
| SOCIAL SECURITY | 10,254.09 |
| 720110 | 24,617.57 |
| EMPLOYEE INSURANCE | 24,617.57 |
| 720120 | 17,034.06 |
| RETIREMENT | 17,034.06 |
| 720140 | 27.00 |
| STATE UNEMPLOYMENT TAX | 27.00 |
| 730100 | 1,232.89 |
| OFFICE SUPPLIES | 1,232.89 |
| 730220 | 4,579.32 |
| REPLACEMENTS | 4,579.32 |
| 730270 | 1,179.79 |
| LAW ENFORCEMENT SPECIFIC SUPPLIES | 1,179.79 |
| 740530 | 3,481.43 |
| MOBILE PHONE AND DATA | 3,481.43 |
| 740580 | 46.22 |
| PRINTING | 46.22 |
| 740640 | 53.00 |
| CONTRACT SERVICES | 53.00 |
| 6101 | 1,643,732.24 |
| SHERIFF COURTHOUSE SECURITY | 1,643,732.24 |
| 710110 | 1,162,411.89 |
| SALARY/REGULAR | 1,162,411.89 |
| 710130 | 4,772.49 |
| SALARY/OVERTIME | 4,772.49 |
| 720100 | 85,908.79 |
| SOCIAL SECURITY | 85,908.79 |
| 720110 | 236,434.42 |
| EMPLOYEE INSURANCE | 236,434.42 |
| 720120 | 145,087.59 |
| RETIREMENT | 145,087.59 |
| 720140 | 304.06 |
| STATE UNEMPLOYMENT TAX | 304.06 |
| 730270 | 85.92 |
| LAW ENFORCEMENT SPECIFIC SUPPLIES | 85.92 |
| 740510 | 3,200.00 |
| PROFESSIONAL DEVELOPMENT | 3,200.00 |
| 740540 | 1,980.20 |
| TRAVEL EXPENSE | 1,980.20 |
| 740640 | 2,044.48 |
| CONTRACT SERVICES | 2,044.48 |
| 740660 | 1,502.40 |
| EQUIPMENT RENTAL | 1,502.40 |
| 6200 | - |
| SHERIFF CID | - |
| 710110 | - |
| SALARY/REGULAR | - |
| 720100 | - |
| SOCIAL SECURITY | - |
| 720110 | - |
| EMPLOYEE INSURANCE | - |
| 720120 | - |
| RETIREMENT | - |

| | |
|-----------------------------------|--------------|
| 6201 | 1,685,800.83 |
| SHERIFF HOMICIDE VIOLENT CRIME | 1,685,800.83 |
| 710110 | 1,117,087.63 |
| SALARY/REGULAR | 1,117,087.63 |
| 710130 | 81,668.12 |
| SALARY/OVERTIME | 81,668.12 |
| 720100 | 89,035.85 |
| SOCIAL SECURITY | 89,035.85 |
| 720110 | 212,185.77 |
| EMPLOYEE INSURANCE | 212,185.77 |
| 720120 | 148,924.40 |
| RETIREMENT | 148,924.40 |
| 720140 | 224.64 |
| STATE UNEMPLOYMENT TAX | 224.64 |
| 730100 | 5,283.32 |
| OFFICE SUPPLIES | 5,283.32 |
| 740510 | 11,430.00 |
| PROFESSIONAL DEVELOPMENT | 11,430.00 |
| 740530 | 8,200.89 |
| MOBILE PHONE AND DATA | 8,200.89 |
| 740540 | 5,810.18 |
| TRAVEL EXPENSE | 5,810.18 |
| 740580 | 709.14 |
| PRINTING | 709.14 |
| 740640 | 216.00 |
| CONTRACT SERVICES | 216.00 |
| 740660 | 5,024.89 |
| EQUIPMENT RENTAL | 5,024.89 |
| 6202 | 1,122,540.17 |
| SHERIFF ORGANIZED CRIME | 1,122,540.17 |
| 710110 | 755,752.18 |
| SALARY/REGULAR | 755,752.18 |
| 710130 | 22,827.29 |
| SALARY/OVERTIME | 22,827.29 |
| 710150 | 3,525.00 |
| SALARY/SPECIAL PAY | 3,525.00 |
| 720100 | 58,358.86 |
| SOCIAL SECURITY | 58,358.86 |
| 720110 | 140,117.10 |
| EMPLOYEE INSURANCE | 140,117.10 |
| 720120 | 97,188.19 |
| RETIREMENT | 97,188.19 |
| 720140 | 648.00 |
| STATE UNEMPLOYMENT TAX | 648.00 |
| 730270 | 1,329.09 |
| LAW ENFORCEMENT SPECIFIC SUPPLIES | 1,329.09 |
| 740504 | 3,030.00 |
| ONLINE SERVICES | 3,030.00 |
| 740510 | 749.00 |
| PROFESSIONAL DEVELOPMENT | 749.00 |
| 740530 | 8,572.56 |
| MOBILE PHONE AND DATA | 8,572.56 |
| 740540 | 606.90 |
| TRAVEL EXPENSE | 606.90 |
| 740580 | 252.08 |

| | |
|-----------------------------------|--------------|
| PRINTING | 252.08 |
| 740640 | 4,194.84 |
| CONTRACT SERVICES | 4,194.84 |
| 740656 | 21,794.00 |
| RENT AND LEASES | 21,794.00 |
| 740660 | 3,595.08 |
| EQUIPMENT RENTAL | 3,595.08 |
| 6300 | 94,381.63 |
| SHERIFF PATROL | 94,381.63 |
| 710110 | 51,380.54 |
| SALARY/REGULAR | 51,380.54 |
| 710130 | 11,803.65 |
| SALARY/OVERTIME | 11,803.65 |
| 720100 | 4,701.25 |
| SOCIAL SECURITY | 4,701.25 |
| 720110 | 7,953.96 |
| EMPLOYEE INSURANCE | 7,953.96 |
| 720120 | 7,844.95 |
| RETIREMENT | 7,844.95 |
| 720140 | 9.00 |
| STATE UNEMPLOYMENT TAX | 9.00 |
| 730270 | 10,460.34 |
| LAW ENFORCEMENT SPECIFIC SUPPLIES | 10,460.34 |
| 740530 | 227.94 |
| MOBILE PHONE AND DATA | 227.94 |
| 6301 | 6,465,263.39 |
| SHERIFF PATROL EAST | 6,465,263.39 |
| 710110 | 4,327,150.94 |
| SALARY/REGULAR | 4,327,150.94 |
| 710130 | 133,980.54 |
| SALARY/OVERTIME | 133,980.54 |
| 710150 | 9,501.00 |
| SALARY/SPECIAL PAY | 9,501.00 |
| 720100 | 332,315.97 |
| SOCIAL SECURITY | 332,315.97 |
| 720110 | 985,305.10 |
| EMPLOYEE INSURANCE | 985,305.10 |
| 720120 | 555,282.42 |
| RETIREMENT | 555,282.42 |
| 720140 | 3,348.62 |
| STATE UNEMPLOYMENT TAX | 3,348.62 |
| 730100 | 4,969.92 |
| OFFICE SUPPLIES | 4,969.92 |
| 730130 | - |
| ESTRAY EXPENSE | - |
| 730240 | 10,110.00 |
| FUEL - RESTRICTED | 10,110.00 |
| 730270 | 5,844.72 |
| LAW ENFORCEMENT SPECIFIC SUPPLIES | 5,844.72 |
| 740512 | 117.00 |
| PROFESSIONAL SERVICES | 117.00 |
| 740530 | 33,056.04 |
| MOBILE PHONE AND DATA | 33,056.04 |
| 740540 | 385.50 |
| TRAVEL EXPENSE | 385.50 |

| | |
|-----------------------------------|--------------|
| 740580 | 6,181.57 |
| PRINTING | 6,181.57 |
| 740660 | 15,422.88 |
| EQUIPMENT RENTAL | 15,422.88 |
| 750600 | 42,291.17 |
| CAPITAL OUTLAY-VEHICLES | 42,291.17 |
| 6302 | 4,992,965.21 |
| SHERIFF PATROL WEST | 4,992,965.21 |
| 710110 | 3,341,864.25 |
| SALARY/REGULAR | 3,341,864.25 |
| 710130 | 106,970.59 |
| SALARY/OVERTIME | 106,970.59 |
| 710150 | 4,806.00 |
| SALARY/SPECIAL PAY | 4,806.00 |
| 720100 | 255,570.07 |
| SOCIAL SECURITY | 255,570.07 |
| 720110 | 728,493.93 |
| EMPLOYEE INSURANCE | 728,493.93 |
| 720120 | 428,923.66 |
| RETIREMENT | 428,923.66 |
| 720140 | 554.79 |
| STATE UNEMPLOYMENT TAX | 554.79 |
| 730100 | 3,859.20 |
| OFFICE SUPPLIES | 3,859.20 |
| 730130 | 24,746.46 |
| ESTRAY EXPENSE | 24,746.46 |
| 730240 | 13,687.22 |
| FUEL - RESTRICTED | 13,687.22 |
| 730270 | 4,854.79 |
| LAW ENFORCEMENT SPECIFIC SUPPLIES | 4,854.79 |
| 740510 | 6,990.00 |
| PROFESSIONAL DEVELOPMENT | 6,990.00 |
| 740512 | 75.10 |
| PROFESSIONAL SERVICES | 75.10 |
| 740530 | 26,201.84 |
| MOBILE PHONE AND DATA | 26,201.84 |
| 740540 | 2,641.00 |
| TRAVEL EXPENSE | 2,641.00 |
| 740580 | 2,439.01 |
| PRINTING | 2,439.01 |
| 740640 | 53.00 |
| CONTRACT SERVICES | 53.00 |
| 740660 | 11,387.30 |
| EQUIPMENT RENTAL | 11,387.30 |
| 750500 | 34,797.00 |
| CAPITAL OUTLAY-INTANGIBLES | 34,797.00 |
| 790100 | (5,950.00) |
| REIMBURSEMENTS CLEARING | (5,950.00) |
| 6303 | 5,999,685.86 |
| SHERIFF PATROL SOUTH | 5,999,685.86 |
| 710110 | 3,827,072.57 |
| SALARY/REGULAR | 3,827,072.57 |
| 710130 | 349,437.54 |
| SALARY/OVERTIME | 349,437.54 |
| 710150 | 4,230.00 |

| | |
|-----------------------------------|--------------|
| SALARY/SPECIAL PAY | 4,230.00 |
| 720100 | 309,882.93 |
| SOCIAL SECURITY | 309,882.93 |
| 720110 | 828,573.30 |
| EMPLOYEE INSURANCE | 828,573.30 |
| 720120 | 519,327.32 |
| RETIREMENT | 519,327.32 |
| 720140 | 1,257.90 |
| STATE UNEMPLOYMENT TAX | 1,257.90 |
| 730100 | 5,324.98 |
| OFFICE SUPPLIES | 5,324.98 |
| 730240 | 13,510.65 |
| FUEL - RESTRICTED | 13,510.65 |
| 730270 | 37,689.55 |
| LAW ENFORCEMENT SPECIFIC SUPPLIES | 37,689.55 |
| 740510 | 1,525.00 |
| PROFESSIONAL DEVELOPMENT | 1,525.00 |
| 740512 | 12.50 |
| PROFESSIONAL SERVICES | 12.50 |
| 740530 | 28,284.23 |
| MOBILE PHONE AND DATA | 28,284.23 |
| 740580 | 722.79 |
| PRINTING | 722.79 |
| 740660 | 7,302.48 |
| EQUIPMENT RENTAL | 7,302.48 |
| 750600 | 65,532.12 |
| CAPITAL OUTLAY-VEHICLES | 65,532.12 |
| 6401 | 2,682,441.11 |
| SHERIFF DISPATCH | 2,682,441.11 |
| 710110 | 1,688,184.53 |
| SALARY/REGULAR | 1,688,184.53 |
| 710130 | 120,802.04 |
| SALARY/OVERTIME | 120,802.04 |
| 720100 | 134,669.26 |
| SOCIAL SECURITY | 134,669.26 |
| 720110 | 483,084.96 |
| EMPLOYEE INSURANCE | 483,084.96 |
| 720120 | 224,733.90 |
| RETIREMENT | 224,733.90 |
| 720140 | 1,757.44 |
| STATE UNEMPLOYMENT TAX | 1,757.44 |
| 730100 | 4,317.02 |
| OFFICE SUPPLIES | 4,317.02 |
| 730320 | 4,090.30 |
| IT HARDWARE | 4,090.30 |
| 740110 | 13,254.00 |
| IT SOFTWARE MAINTENANCE | 13,254.00 |
| 740510 | 3,206.00 |
| PROFESSIONAL DEVELOPMENT | 3,206.00 |
| 740530 | 1,577.82 |
| MOBILE PHONE AND DATA | 1,577.82 |
| 740660 | 2,763.84 |
| EQUIPMENT RENTAL | 2,763.84 |
| 6402 | 1,373,010.33 |
| SHERIFF CRIME LAB | 1,373,010.33 |

| | |
|-----------------------------------|--------------|
| 710110 | 802,732.28 |
| SALARY/REGULAR | 802,732.28 |
| 710130 | 31,088.35 |
| SALARY/OVERTIME | 31,088.35 |
| 720100 | 62,064.42 |
| SOCIAL SECURITY | 62,064.42 |
| 720110 | 173,326.79 |
| EMPLOYEE INSURANCE | 173,326.79 |
| 720120 | 103,594.11 |
| RETIREMENT | 103,594.11 |
| 720140 | 486.09 |
| STATE UNEMPLOYMENT TAX | 486.09 |
| 730100 | 6,816.91 |
| OFFICE SUPPLIES | 6,816.91 |
| 730220 | 1,868.00 |
| REPLACEMENTS | 1,868.00 |
| 730270 | 22,525.29 |
| LAW ENFORCEMENT SPECIFIC SUPPLIES | 22,525.29 |
| 740110 | 111,224.10 |
| IT SOFTWARE MAINTENANCE | 111,224.10 |
| 740390 | 14,270.00 |
| FORENSIC SERVICES-RESTRICTED | 14,270.00 |
| 740510 | 6,179.00 |
| PROFESSIONAL DEVELOPMENT | 6,179.00 |
| 740512 | 8,410.00 |
| PROFESSIONAL SERVICES | 8,410.00 |
| 740530 | 4,278.26 |
| MOBILE PHONE AND DATA | 4,278.26 |
| 740540 | 10,694.09 |
| TRAVEL EXPENSE | 10,694.09 |
| 740580 | 70.00 |
| PRINTING | 70.00 |
| 740640 | 8,936.84 |
| CONTRACT SERVICES | 8,936.84 |
| 740660 | 5,305.17 |
| EQUIPMENT RENTAL | 5,305.17 |
| 790100 | (859.37) |
| REIMBURSEMENTS CLEARING | (859.37) |
| 6403 | 1,660,380.01 |
| SHERIFF FLEET | 1,660,380.01 |
| 710110 | 270,725.63 |
| SALARY/REGULAR | 270,725.63 |
| 710130 | 11,232.63 |
| SALARY/OVERTIME | 11,232.63 |
| 710150 | 600.00 |
| SALARY/SPECIAL PAY | 600.00 |
| 720100 | 21,232.96 |
| SOCIAL SECURITY | 21,232.96 |
| 720110 | 68,264.78 |
| EMPLOYEE INSURANCE | 68,264.78 |
| 720120 | 35,096.30 |
| RETIREMENT | 35,096.30 |
| 720140 | 395.55 |
| STATE UNEMPLOYMENT TAX | 395.55 |
| 730100 | 1,731.27 |

| | |
|---|--------------|
| OFFICE SUPPLIES | 1,731.27 |
| 730220 | 19,297.26 |
| REPLACEMENTS | 19,297.26 |
| 730240 | 616,744.64 |
| FUEL - RESTRICTED | 616,744.64 |
| 730250 | 10,480.57 |
| SHOP SUPPLIES | 10,480.57 |
| 730260 | 342,830.95 |
| VEHICLE SUPPLIES | 342,830.95 |
| 740110 | 2,278.42 |
| IT SOFTWARE MAINTENANCE | 2,278.42 |
| 740140 | 27,488.18 |
| VEHICLE MAINTENANCE - RESTRICTED | 27,488.18 |
| 740510 | 1,218.58 |
| PROFESSIONAL DEVELOPMENT | 1,218.58 |
| 740512 | 3,071.33 |
| PROFESSIONAL SERVICES | 3,071.33 |
| 740530 | 951.63 |
| MOBILE PHONE AND DATA | 951.63 |
| 740640 | 2,946.93 |
| CONTRACT SERVICES | 2,946.93 |
| 740660 | 874.44 |
| EQUIPMENT RENTAL | 874.44 |
| 750400 | 50,033.76 |
| CAPITAL OUTLAY-FURNITURE FIXTURES AND EQUIPMENT | 50,033.76 |
| 750600 | 172,884.20 |
| CAPITAL OUTLAY-VEHICLES | 172,884.20 |
| 6404 | 1,122,717.56 |
| WARRANTS | 1,122,717.56 |
| 710110 | 712,147.25 |
| SALARY/REGULAR | 712,147.25 |
| 710130 | 8,823.55 |
| SALARY/OVERTIME | 8,823.55 |
| 710150 | 393.00 |
| SALARY/SPECIAL PAY | 393.00 |
| 720100 | 53,051.92 |
| SOCIAL SECURITY | 53,051.92 |
| 720110 | 231,177.84 |
| EMPLOYEE INSURANCE | 231,177.84 |
| 720120 | 89,605.54 |
| RETIREMENT | 89,605.54 |
| 720140 | 770.86 |
| STATE UNEMPLOYMENT TAX | 770.86 |
| 730100 | 4,429.18 |
| OFFICE SUPPLIES | 4,429.18 |
| 740510 | 1,350.00 |
| PROFESSIONAL DEVELOPMENT | 1,350.00 |
| 740530 | 1,574.29 |
| MOBILE PHONE AND DATA | 1,574.29 |
| 740540 | 952.20 |
| TRAVEL EXPENSE | 952.20 |
| 740580 | 1,763.66 |
| PRINTING | 1,763.66 |
| 740660 | 12,985.20 |
| EQUIPMENT RENTAL | 12,985.20 |

| | |
|---|------------|
| 740100 | 3,693.07 |
| IT HARDWARE MAINTENANCE | 3,693.07 |
| 6405 | 728,677.88 |
| SHERIFF RADIO | 728,677.88 |
| 710110 | 290,474.32 |
| SALARY/REGULAR | 290,474.32 |
| 710130 | 9,095.20 |
| SALARY/OVERTIME | 9,095.20 |
| 720100 | 22,267.28 |
| SOCIAL SECURITY | 22,267.28 |
| 720110 | 74,764.87 |
| EMPLOYEE INSURANCE | 74,764.87 |
| 720120 | 37,215.87 |
| RETIREMENT | 37,215.87 |
| 720140 | 324.00 |
| STATE UNEMPLOYMENT TAX | 324.00 |
| 730100 | 841.21 |
| OFFICE SUPPLIES | 841.21 |
| 730220 | 2,744.43 |
| REPLACEMENTS | 2,744.43 |
| 730250 | 14,872.45 |
| SHOP SUPPLIES | 14,872.45 |
| 730270 | 30,175.00 |
| LAW ENFORCEMENT SPECIFIC SUPPLIES | 30,175.00 |
| 740504 | 7,560.00 |
| ONLINE SERVICES | 7,560.00 |
| 740512 | 9,412.78 |
| PROFESSIONAL SERVICES | 9,412.78 |
| 740530 | 2,066.23 |
| MOBILE PHONE AND DATA | 2,066.23 |
| 740540 | 2,047.72 |
| TRAVEL EXPENSE | 2,047.72 |
| 740640 | 44,250.81 |
| CONTRACT SERVICES | 44,250.81 |
| 740660 | 143,881.71 |
| EQUIPMENT RENTAL | 143,881.71 |
| 750400 | 21,240.00 |
| CAPITAL OUTLAY-FURNITURE FIXTURES AND EQUIPMENT | 21,240.00 |
| 740100 | 15,444.00 |
| IT HARDWARE MAINTENANCE | 15,444.00 |
| 6406 | 467,200.09 |
| SHERIFF RTCC | 467,200.09 |
| 710110 | 274,701.31 |
| SALARY/REGULAR | 274,701.31 |
| 710130 | 769.77 |
| SALARY/OVERTIME | 769.77 |
| 720100 | 20,221.61 |
| SOCIAL SECURITY | 20,221.61 |
| 720110 | 68,264.98 |
| EMPLOYEE INSURANCE | 68,264.98 |
| 720120 | 34,226.96 |
| RETIREMENT | 34,226.96 |
| 720140 | (94.62) |
| STATE UNEMPLOYMENT TAX | (94.62) |
| 730100 | 186.31 |

| | |
|-----------------------------------|------------|
| OFFICE SUPPLIES | 186.31 |
| 730320 | 475.54 |
| IT HARDWARE | 475.54 |
| 740504 | 63,857.59 |
| ONLINE SERVICES | 63,857.59 |
| 740510 | 1,220.00 |
| PROFESSIONAL DEVELOPMENT | 1,220.00 |
| 740530 | 1,166.30 |
| MOBILE PHONE AND DATA | 1,166.30 |
| 740540 | (280.50) |
| TRAVEL EXPENSE | (280.50) |
| 740660 | 2,484.84 |
| EQUIPMENT RENTAL | 2,484.84 |
| 6407 | 935,675.83 |
| SHERIFF ACADEMY | 935,675.83 |
| 710110 | 458,306.03 |
| SALARY/REGULAR | 458,306.03 |
| 710130 | 22,324.19 |
| SALARY/OVERTIME | 22,324.19 |
| 720100 | 35,932.96 |
| SOCIAL SECURITY | 35,932.96 |
| 720110 | 85,229.34 |
| EMPLOYEE INSURANCE | 85,229.34 |
| 720120 | 59,750.79 |
| RETIREMENT | 59,750.79 |
| 720140 | 100.72 |
| STATE UNEMPLOYMENT TAX | 100.72 |
| 730100 | 2,239.60 |
| OFFICE SUPPLIES | 2,239.60 |
| 730270 | 2,617.12 |
| LAW ENFORCEMENT SPECIFIC SUPPLIES | 2,617.12 |
| 730310 | 132,230.48 |
| UNIFORMS | 132,230.48 |
| 740504 | 55,521.00 |
| ONLINE SERVICES | 55,521.00 |
| 740510 | 44,470.00 |
| PROFESSIONAL DEVELOPMENT | 44,470.00 |
| 740530 | 2,080.39 |
| MOBILE PHONE AND DATA | 2,080.39 |
| 740540 | 1,401.00 |
| TRAVEL EXPENSE | 1,401.00 |
| 740580 | 90.00 |
| PRINTING | 90.00 |
| 740660 | 9,228.60 |
| EQUIPMENT RENTAL | 9,228.60 |
| 730101 | 207.43 |
| FOOD SUPPLIES | 207.43 |
| 730360 | 23,946.18 |
| ARMORY EXPENSE | 23,946.18 |
| 6408 | 802,747.76 |
| SHERIFF MAINTENANCE | 802,747.76 |
| 710110 | 290,539.64 |
| SALARY/REGULAR | 290,539.64 |
| 710130 | 3,189.50 |
| SALARY/OVERTIME | 3,189.50 |

| | |
|---|------------|
| 720100 | 21,497.92 |
| SOCIAL SECURITY | 21,497.92 |
| 720110 | 74,207.48 |
| EMPLOYEE INSURANCE | 74,207.48 |
| 720120 | 36,507.87 |
| RETIREMENT | 36,507.87 |
| 720140 | 186.83 |
| STATE UNEMPLOYMENT TAX | 186.83 |
| 730100 | 431.61 |
| OFFICE SUPPLIES | 431.61 |
| 730220 | 88,684.33 |
| REPLACEMENTS | 88,684.33 |
| 730250 | 11,148.38 |
| SHOP SUPPLIES | 11,148.38 |
| 740512 | 91,791.10 |
| PROFESSIONAL SERVICES | 91,791.10 |
| 740530 | 2,028.27 |
| MOBILE PHONE AND DATA | 2,028.27 |
| 740640 | 68,547.99 |
| CONTRACT SERVICES | 68,547.99 |
| 740660 | 8,176.02 |
| EQUIPMENT RENTAL | 8,176.02 |
| 750300 | 47,470.00 |
| CAPITAL OUTLAY-BUILDING | 47,470.00 |
| 750400 | 29,605.25 |
| CAPITAL OUTLAY-FURNITURE FIXTURES AND EQUIPMENT | 29,605.25 |
| 790100 | (4.95) |
| REIMBURSEMENTS CLEARING | (4.95) |
| 740625 | 28,740.52 |
| REFUSE COLLECTION - RESTRICTED | 28,740.52 |
| 6500 | 909,422.74 |
| SHERIFF ADMINISTRATIVE | 909,422.74 |
| 710110 | 554,208.07 |
| SALARY/REGULAR | 554,208.07 |
| 710130 | 23,447.92 |
| SALARY/OVERTIME | 23,447.92 |
| 720100 | 43,269.97 |
| SOCIAL SECURITY | 43,269.97 |
| 720110 | 110,645.57 |
| EMPLOYEE INSURANCE | 110,645.57 |
| 720120 | 71,759.18 |
| RETIREMENT | 71,759.18 |
| 720140 | 129.27 |
| STATE UNEMPLOYMENT TAX | 129.27 |
| 730100 | 1,672.19 |
| OFFICE SUPPLIES | 1,672.19 |
| 740110 | 22,423.61 |
| IT SOFTWARE MAINTENANCE | 22,423.61 |
| 740420 | 934.04 |
| COURIER SERVICE | 934.04 |
| 740504 | 12,575.00 |
| ONLINE SERVICES | 12,575.00 |
| 740510 | 4,528.00 |
| PROFESSIONAL DEVELOPMENT | 4,528.00 |
| 740512 | 36,958.39 |

| | |
|-----------------------------|------------|
| PROFESSIONAL SERVICES | 36,958.39 |
| 740530 | 4,145.98 |
| MOBILE PHONE AND DATA | 4,145.98 |
| 740540 | 690.99 |
| TRAVEL EXPENSE | 690.99 |
| 740570 | 830.00 |
| ADVERTISING | 830.00 |
| 740580 | 783.58 |
| PRINTING | 783.58 |
| 740660 | 11,584.02 |
| EQUIPMENT RENTAL | 11,584.02 |
| 740680 | 8,857.00 |
| MEMBERSHIP/ASSOCIATION DUES | 8,857.00 |
| 790100 | (20.04) |
| REIMBURSEMENTS CLEARING | (20.04) |
| 6501 | 381,413.32 |
| SHERIFF INTERNAL AFFAIRS | 381,413.32 |
| 710110 | 269,151.92 |
| SALARY/REGULAR | 269,151.92 |
| 710130 | 6,930.15 |
| SALARY/OVERTIME | 6,930.15 |
| 720100 | 20,416.72 |
| SOCIAL SECURITY | 20,416.72 |
| 720110 | 39,769.80 |
| EMPLOYEE INSURANCE | 39,769.80 |
| 720120 | 34,295.59 |
| RETIREMENT | 34,295.59 |
| 720140 | 49.62 |
| STATE UNEMPLOYMENT TAX | 49.62 |
| 730100 | 895.50 |
| OFFICE SUPPLIES | 895.50 |
| 740510 | 1,995.00 |
| PROFESSIONAL DEVELOPMENT | 1,995.00 |
| 740512 | 462.28 |
| PROFESSIONAL SERVICES | 462.28 |
| 740530 | 1,206.15 |
| MOBILE PHONE AND DATA | 1,206.15 |
| 740540 | 4,247.95 |
| TRAVEL EXPENSE | 4,247.95 |
| 740580 | 70.00 |
| PRINTING | 70.00 |
| 740660 | 1,922.64 |
| EQUIPMENT RENTAL | 1,922.64 |
| 6503 | 71,375.02 |
| SHERIFF IT | 71,375.02 |
| 710110 | 39,846.25 |
| SALARY/REGULAR | 39,846.25 |
| 720100 | 2,986.54 |
| SOCIAL SECURITY | 2,986.54 |
| 720110 | 7,953.96 |
| EMPLOYEE INSURANCE | 7,953.96 |
| 720120 | 4,950.20 |
| RETIREMENT | 4,950.20 |
| 720140 | 9.00 |
| STATE UNEMPLOYMENT TAX | 9.00 |

| | |
|--|---------------|
| 730100 | 14.98 |
| OFFICE SUPPLIES | 14.98 |
| 730320 | 7,796.77 |
| IT HARDWARE | 7,796.77 |
| 730330 | 1,504.17 |
| IT SOFTWARE | 1,504.17 |
| 740504 | 6,205.31 |
| ONLINE SERVICES | 6,205.31 |
| 740530 | 107.84 |
| MOBILE PHONE AND DATA | 107.84 |
| 6601 | 15,367,236.21 |
| SHERIFF JAIL | 15,367,236.21 |
| 710110 | 6,984,008.18 |
| SALARY/REGULAR | 6,984,008.18 |
| 710130 | 380,348.80 |
| SALARY/OVERTIME | 380,348.80 |
| 710150 | 9,132.00 |
| SALARY/SPECIAL PAY | 9,132.00 |
| 720100 | 549,443.69 |
| SOCIAL SECURITY | 549,443.69 |
| 720110 | 1,936,930.06 |
| EMPLOYEE INSURANCE | 1,936,930.06 |
| 720120 | 910,136.47 |
| RETIREMENT | 910,136.47 |
| 720140 | 8,250.16 |
| STATE UNEMPLOYMENT TAX | 8,250.16 |
| 730100 | 22,985.67 |
| OFFICE SUPPLIES | 22,985.67 |
| 730140 | 36,831.58 |
| JANITOR SUPPLIES | 36,831.58 |
| 730220 | 17,240.67 |
| REPLACEMENTS | 17,240.67 |
| 730270 | 4,765.31 |
| LAW ENFORCEMENT SPECIFIC SUPPLIES | 4,765.31 |
| 730390 | 1,109.96 |
| MEDICAL SUPPLIES | 1,109.96 |
| 740120 | 3,616,802.03 |
| MEDICAL SERVICES | 3,616,802.03 |
| 740190 | - |
| RX CLAIMS | - |
| 740510 | 15,755.00 |
| PROFESSIONAL DEVELOPMENT | 15,755.00 |
| 740512 | 1,470.00 |
| PROFESSIONAL SERVICES | 1,470.00 |
| 740530 | 10,520.14 |
| MOBILE PHONE AND DATA | 10,520.14 |
| 740540 | 1,602.09 |
| TRAVEL EXPENSE | 1,602.09 |
| 740560 | 39,619.31 |
| TRANSPORTATION | 39,619.31 |
| 740580 | 1,465.75 |
| PRINTING | 1,465.75 |
| 740626 | 63,176.17 |
| TELEPHONE-INMATE SERVICES - RESTRICTED | 63,176.17 |
| 740660 | 30,364.56 |

| | |
|-----------------------------------|--------------|
| EQUIPMENT RENTAL | 30,364.56 |
| 740694 | 763,475.33 |
| FOOD SERVICE | 763,475.33 |
| 790100 | (38,196.72) |
| REIMBURSEMENTS CLEARING | (38,196.72) |
| 7100 | 3,195,140.34 |
| CONSTABLE PRECINCT 1 | 3,195,140.34 |
| 710100 | 77,820.47 |
| SALARY/OFFICIAL-DEPARTMENT HEAD | 77,820.47 |
| 710110 | 1,886,974.01 |
| SALARY/REGULAR | 1,886,974.01 |
| 710130 | 100,549.88 |
| SALARY/OVERTIME | 100,549.88 |
| 710140 | 11,099.92 |
| SALARY/CELL PHONE ALLOWANCE | 11,099.92 |
| 710150 | 6,550.00 |
| SALARY/SPECIAL PAY | 6,550.00 |
| 720100 | 154,835.97 |
| SOCIAL SECURITY | 154,835.97 |
| 720110 | 373,785.50 |
| EMPLOYEE INSURANCE | 373,785.50 |
| 720120 | 258,736.96 |
| RETIREMENT | 258,736.96 |
| 720140 | 672.31 |
| STATE UNEMPLOYMENT TAX | 672.31 |
| 730100 | 9,244.06 |
| OFFICE SUPPLIES | 9,244.06 |
| 730220 | 2,739.45 |
| REPLACEMENTS | 2,739.45 |
| 730230 | 14,705.00 |
| MARINE/AIR EXPENSE | 14,705.00 |
| 730240 | 118,552.76 |
| FUEL - RESTRICTED | 118,552.76 |
| 730260 | 2,754.46 |
| VEHICLE SUPPLIES | 2,754.46 |
| 730262 | 4,240.67 |
| RADIO SUPPLIES | 4,240.67 |
| 730270 | 37,153.60 |
| LAW ENFORCEMENT SPECIFIC SUPPLIES | 37,153.60 |
| 730280 | 2,561.91 |
| CANINE EXPENSES | 2,561.91 |
| 730310 | 10,345.21 |
| UNIFORMS | 10,345.21 |
| 730320 | 4,469.98 |
| IT HARDWARE | 4,469.98 |
| 730330 | 102.01 |
| IT SOFTWARE | 102.01 |
| 740140 | 24,052.33 |
| VEHICLE MAINTENANCE - RESTRICTED | 24,052.33 |
| 740410 | 3.92 |
| TOLLS | 3.92 |
| 740504 | 1,027.60 |
| ONLINE SERVICES | 1,027.60 |
| 740510 | 19,309.33 |
| PROFESSIONAL DEVELOPMENT | 19,309.33 |

| | |
|---|--------------|
| 740512 | 22,788.18 |
| PROFESSIONAL SERVICES | 22,788.18 |
| 740518 | 400.00 |
| PROFESSIONAL SERVICES-POLYGRAPH | 400.00 |
| 740530 | 17,494.45 |
| MOBILE PHONE AND DATA | 17,494.45 |
| 740540 | 418.50 |
| TRAVEL EXPENSE | 418.50 |
| 740580 | 118.17 |
| PRINTING | 118.17 |
| 740640 | 207.02 |
| CONTRACT SERVICES | 207.02 |
| 740660 | 5,965.87 |
| EQUIPMENT RENTAL | 5,965.87 |
| 740680 | 325.00 |
| MEMBERSHIP/ASSOCIATION DUES | 325.00 |
| 740145 | 25,135.84 |
| EQUIPMENT MAINTENANCE/REPAIR - RESTRICTED | 25,135.84 |
| 7200 | 1,629,685.88 |
| CONSTABLE PRECINCT 2 | 1,629,685.88 |
| 710100 | 77,820.47 |
| SALARY/OFFICIAL-DEPARTMENT HEAD | 77,820.47 |
| 710110 | 858,258.21 |
| SALARY/REGULAR | 858,258.21 |
| 710120 | 4,684.19 |
| SALARY/OTHER | 4,684.19 |
| 710130 | 97,169.17 |
| SALARY/OVERTIME | 97,169.17 |
| 710150 | 846.00 |
| SALARY/SPECIAL PAY | 846.00 |
| 720100 | 77,970.77 |
| SOCIAL SECURITY | 77,970.77 |
| 720110 | 167,282.49 |
| EMPLOYEE INSURANCE | 167,282.49 |
| 720120 | 129,994.77 |
| RETIREMENT | 129,994.77 |
| 720140 | 684.88 |
| STATE UNEMPLOYMENT TAX | 684.88 |
| 730100 | 4,926.20 |
| OFFICE SUPPLIES | 4,926.20 |
| 730120 | 80.75 |
| BOOK SUPPLEMENTS | 80.75 |
| 730240 | 38,663.26 |
| FUEL - RESTRICTED | 38,663.26 |
| 730260 | 1,039.46 |
| VEHICLE SUPPLIES | 1,039.46 |
| 730262 | 211.80 |
| RADIO SUPPLIES | 211.80 |
| 730270 | 40,758.17 |
| LAW ENFORCEMENT SPECIFIC SUPPLIES | 40,758.17 |
| 730310 | 9,072.17 |
| UNIFORMS | 9,072.17 |
| 730320 | 6,023.61 |
| IT HARDWARE | 6,023.61 |
| 730370 | 78.00 |

| | |
|---|--------------|
| PERIODICALS | 78.00 |
| 740140 | 13,750.14 |
| VEHICLE MAINTENANCE - RESTRICTED | 13,750.14 |
| 740410 | 40.93 |
| TOLLS | 40.93 |
| 740420 | 38.31 |
| COURIER SERVICE | 38.31 |
| 740504 | 7,684.52 |
| ONLINE SERVICES | 7,684.52 |
| 740510 | 1,584.15 |
| PROFESSIONAL DEVELOPMENT | 1,584.15 |
| 740530 | 13,694.35 |
| MOBILE PHONE AND DATA | 13,694.35 |
| 740540 | 1,459.98 |
| TRAVEL EXPENSE | 1,459.98 |
| 740580 | 1,082.00 |
| PRINTING | 1,082.00 |
| 740640 | 2,615.71 |
| CONTRACT SERVICES | 2,615.71 |
| 740660 | 2,654.25 |
| EQUIPMENT RENTAL | 2,654.25 |
| 740680 | 795.00 |
| MEMBERSHIP/ASSOCIATION DUES | 795.00 |
| 750400 | 855.90 |
| CAPITAL OUTLAY-FURNITURE FIXTURES AND EQUIPMENT | 855.90 |
| 750600 | 57,840.90 |
| CAPITAL OUTLAY-VEHICLES | 57,840.90 |
| 740260 | 2.29 |
| INTEREST ON CREDIT CARDS | 2.29 |
| 740100 | 177.00 |
| IT HARDWARE MAINTENANCE | 177.00 |
| 730360 | 9,846.08 |
| ARMORY EXPENSE | 9,846.08 |
| 7300 | 3,842,926.63 |
| CONSTABLE PRECINCT 3 | 3,842,926.63 |
| 710100 | 77,820.47 |
| SALARY/OFFICIAL-DEPARTMENT HEAD | 77,820.47 |
| 710110 | 2,375,700.86 |
| SALARY/REGULAR | 2,375,700.86 |
| 710130 | 69,556.66 |
| SALARY/OVERTIME | 69,556.66 |
| 710150 | 12,237.00 |
| SALARY/SPECIAL PAY | 12,237.00 |
| 720100 | 188,944.77 |
| SOCIAL SECURITY | 188,944.77 |
| 720110 | 467,529.06 |
| EMPLOYEE INSURANCE | 467,529.06 |
| 720120 | 314,973.61 |
| RETIREMENT | 314,973.61 |
| 720140 | 2,069.33 |
| STATE UNEMPLOYMENT TAX | 2,069.33 |
| 730100 | 2,769.23 |
| OFFICE SUPPLIES | 2,769.23 |
| 730240 | 138,968.65 |
| FUEL - RESTRICTED | 138,968.65 |

| | |
|-----------------------------------|--------------|
| 730260 | 14,164.24 |
| VEHICLE SUPPLIES | 14,164.24 |
| 730270 | 36,532.25 |
| LAW ENFORCEMENT SPECIFIC SUPPLIES | 36,532.25 |
| 730280 | 2,611.74 |
| CANINE EXPENSES | 2,611.74 |
| 730310 | 30,542.94 |
| UNIFORMS | 30,542.94 |
| 730330 | 12,244.76 |
| IT SOFTWARE | 12,244.76 |
| 740110 | 139.00 |
| IT SOFTWARE MAINTENANCE | 139.00 |
| 740140 | 46,870.63 |
| VEHICLE MAINTENANCE - RESTRICTED | 46,870.63 |
| 740504 | 2,970.00 |
| ONLINE SERVICES | 2,970.00 |
| 740510 | 8,812.00 |
| PROFESSIONAL DEVELOPMENT | 8,812.00 |
| 740512 | 1,070.70 |
| PROFESSIONAL SERVICES | 1,070.70 |
| 740530 | 28,046.85 |
| MOBILE PHONE AND DATA | 28,046.85 |
| 740540 | 4,530.56 |
| TRAVEL EXPENSE | 4,530.56 |
| 740580 | 1,330.00 |
| PRINTING | 1,330.00 |
| 740660 | 4,670.22 |
| EQUIPMENT RENTAL | 4,670.22 |
| 740680 | 705.00 |
| MEMBERSHIP/ASSOCIATION DUES | 705.00 |
| 740970 | 21.75 |
| FREIGHT AND HANDLING | 21.75 |
| 790100 | (2,905.65) |
| REIMBURSEMENTS CLEARING | (2,905.65) |
| 7400 | 2,897,313.59 |
| CONSTABLE PRECINCT 4 | 2,897,313.59 |
| 710100 | 77,820.47 |
| SALARY/OFFICIAL-DEPARTMENT HEAD | 77,820.47 |
| 710110 | 1,655,946.43 |
| SALARY/REGULAR | 1,655,946.43 |
| 710130 | 145,676.66 |
| SALARY/OVERTIME | 145,676.66 |
| 710140 | 110.76 |
| SALARY/CELL PHONE ALLOWANCE | 110.76 |
| 710150 | 13,202.00 |
| SALARY/SPECIAL PAY | 13,202.00 |
| 720100 | 140,913.34 |
| SOCIAL SECURITY | 140,913.34 |
| 720110 | 338,913.98 |
| EMPLOYEE INSURANCE | 338,913.98 |
| 720120 | 235,181.80 |
| RETIREMENT | 235,181.80 |
| 720140 | 1,209.42 |
| STATE UNEMPLOYMENT TAX | 1,209.42 |
| 730220 | 702.80 |

| | |
|---|--------------|
| REPLACEMENTS | 702.80 |
| 730240 | 96,053.69 |
| FUEL - RESTRICTED | 96,053.69 |
| 730270 | 34,774.88 |
| LAW ENFORCEMENT SPECIFIC SUPPLIES | 34,774.88 |
| 730280 | 1,534.82 |
| CANINE EXPENSES | 1,534.82 |
| 730310 | 19,289.57 |
| UNIFORMS | 19,289.57 |
| 740140 | 27,406.17 |
| VEHICLE MAINTENANCE - RESTRICTED | 27,406.17 |
| 740510 | 6,900.00 |
| PROFESSIONAL DEVELOPMENT | 6,900.00 |
| 740512 | 316.85 |
| PROFESSIONAL SERVICES | 316.85 |
| 740530 | 18,467.45 |
| MOBILE PHONE AND DATA | 18,467.45 |
| 740540 | 4,418.61 |
| TRAVEL EXPENSE | 4,418.61 |
| 740580 | 70.00 |
| PRINTING | 70.00 |
| 740656 | 8,351.00 |
| RENT AND LEASES | 8,351.00 |
| 740660 | 17,258.56 |
| EQUIPMENT RENTAL | 17,258.56 |
| 750300 | 5,760.00 |
| CAPITAL OUTLAY-BUILDING | 5,760.00 |
| 750400 | 24,043.96 |
| CAPITAL OUTLAY-FURNITURE FIXTURES AND EQUIPMENT | 24,043.96 |
| 750600 | 23,043.90 |
| CAPITAL OUTLAY-VEHICLES | 23,043.90 |
| 790100 | (53.53) |
| REIMBURSEMENTS CLEARING | (53.53) |
| 7500 | 2,753,189.75 |
| CONSTABLE PRECINCT 5 | 2,753,189.75 |
| 710100 | 77,820.47 |
| SALARY/OFFICIAL-DEPARTMENT HEAD | 77,820.47 |
| 710110 | 1,676,332.07 |
| SALARY/REGULAR | 1,676,332.07 |
| 710130 | 107,072.56 |
| SALARY/OVERTIME | 107,072.56 |
| 710140 | 5,870.28 |
| SALARY/CELL PHONE ALLOWANCE | 5,870.28 |
| 710150 | 14,184.00 |
| SALARY/SPECIAL PAY | 14,184.00 |
| 720100 | 139,955.34 |
| SOCIAL SECURITY | 139,955.34 |
| 720110 | 358,788.43 |
| EMPLOYEE INSURANCE | 358,788.43 |
| 720120 | 233,693.47 |
| RETIREMENT | 233,693.47 |
| 720140 | 1,458.85 |
| STATE UNEMPLOYMENT TAX | 1,458.85 |
| 730100 | 1,813.37 |
| OFFICE SUPPLIES | 1,813.37 |

| | |
|-----------------------------------|------------|
| 730240 | 31,146.42 |
| FUEL - RESTRICTED | 31,146.42 |
| 730250 | 119.25 |
| SHOP SUPPLIES | 119.25 |
| 730270 | 13,046.16 |
| LAW ENFORCEMENT SPECIFIC SUPPLIES | 13,046.16 |
| 730280 | 1,229.79 |
| CANINE EXPENSES | 1,229.79 |
| 730310 | 3,691.39 |
| UNIFORMS | 3,691.39 |
| 730320 | 3,602.91 |
| IT HARDWARE | 3,602.91 |
| 740140 | 14,002.65 |
| VEHICLE MAINTENANCE - RESTRICTED | 14,002.65 |
| 740510 | 4,380.00 |
| PROFESSIONAL DEVELOPMENT | 4,380.00 |
| 740512 | 2,807.84 |
| PROFESSIONAL SERVICES | 2,807.84 |
| 740530 | 14,104.77 |
| MOBILE PHONE AND DATA | 14,104.77 |
| 740540 | 1,841.70 |
| TRAVEL EXPENSE | 1,841.70 |
| 740580 | 253.04 |
| PRINTING | 253.04 |
| 740640 | 3,600.00 |
| CONTRACT SERVICES | 3,600.00 |
| 740660 | 3,510.99 |
| EQUIPMENT RENTAL | 3,510.99 |
| 740680 | 1,335.00 |
| MEMBERSHIP/ASSOCIATION DUES | 1,335.00 |
| 750600 | 37,529.00 |
| CAPITAL OUTLAY-VEHICLES | 37,529.00 |
| 8100 | 392,566.89 |
| COURT OPERATIONS | 392,566.89 |
| 710110 | 66,779.63 |
| SALARY/REGULAR | 66,779.63 |
| 720100 | 5,075.82 |
| SOCIAL SECURITY | 5,075.82 |
| 720110 | 8,256.48 |
| EMPLOYEE INSURANCE | 8,256.48 |
| 720120 | 8,312.61 |
| RETIREMENT | 8,312.61 |
| 720140 | 354.16 |
| STATE UNEMPLOYMENT TAX | 354.16 |
| 740170 | 151,506.00 |
| PETIT JURORS | 151,506.00 |
| 740524 | 12,487.38 |
| PROFESSIONAL SERVICES-INTERPRETER | 12,487.38 |
| 740540 | 3,812.87 |
| TRAVEL EXPENSE | 3,812.87 |
| 740640 | 46,887.15 |
| CONTRACT SERVICES | 46,887.15 |
| 740690 | 78,575.47 |
| COURT COST | 78,575.47 |
| 740692 | 1,660.42 |

| | |
|-------------------------------------|--------------|
| DA WITNESS EXPENSE | 1,660.42 |
| 740694 | 8,858.90 |
| FOOD SERVICE | 8,858.90 |
| 8101 | 3,268,682.96 |
| INDIGENT DEFENSE- CRIMINAL | 3,268,682.96 |
| 740270 | 2,748,137.53 |
| APPOINTED ATTORNEY | 2,748,137.53 |
| 740290 | 2,759.40 |
| OTHER LITIGATION-APPOINTED ATTORNEY | 2,759.40 |
| 740310 | 200.00 |
| APPOINTED ATTORNEY-CIVIL | 200.00 |
| 740370 | 105,417.46 |
| APPOINTED ATTORNEY-JUVENILE | 105,417.46 |
| 740460 | 134,402.55 |
| INVESTIGATOR | 134,402.55 |
| 740470 | 198,276.25 |
| EXPERT WITNESS | 198,276.25 |
| 740484 | 60,053.33 |
| COURT REPORTER TRANSCRIPT | 60,053.33 |
| 740512 | 3,000.00 |
| PROFESSIONAL SERVICES | 3,000.00 |
| 740524 | 15,836.44 |
| PROFESSIONAL SERVICES-INTERPRETER | 15,836.44 |
| 740640 | 600.00 |
| CONTRACT SERVICES | 600.00 |
| 740740 | - |
| BANK SERVICE CHARGES | - |
| 8102 | 546,051.95 |
| INDIGENT DEFENSE- CIVIL | 546,051.95 |
| 740290 | 312.01 |
| OTHER LITIGATION-APPOINTED ATTORNEY | 312.01 |
| 740310 | 522,567.71 |
| APPOINTED ATTORNEY-CIVIL | 522,567.71 |
| 740484 | 20,387.23 |
| COURT REPORTER TRANSCRIPT | 20,387.23 |
| 740524 | 2,785.00 |
| PROFESSIONAL SERVICES-INTERPRETER | 2,785.00 |
| 8103 | 726,670.79 |
| OFFICE OF COURT ADMIN | 726,670.79 |
| 710100 | 70,189.59 |
| SALARY/OFFICIAL-DEPARTMENT HEAD | 70,189.59 |
| 710110 | 387,724.53 |
| SALARY/REGULAR | 387,724.53 |
| 710130 | 67,960.86 |
| SALARY/OVERTIME | 67,960.86 |
| 720100 | 35,363.99 |
| SOCIAL SECURITY | 35,363.99 |
| 720110 | 89,992.26 |
| EMPLOYEE INSURANCE | 89,992.26 |
| 720120 | 65,338.70 |
| RETIREMENT | 65,338.70 |
| 720140 | 173.03 |
| STATE UNEMPLOYMENT TAX | 173.03 |
| 730100 | 4,060.80 |
| OFFICE SUPPLIES | 4,060.80 |

| | |
|---------------------------------|------------|
| 730310 | 272.97 |
| UNIFORMS | 272.97 |
| 740510 | 1,635.00 |
| PROFESSIONAL DEVELOPMENT | 1,635.00 |
| 740530 | 1,420.88 |
| MOBILE PHONE AND DATA | 1,420.88 |
| 740540 | 28.43 |
| TRAVEL EXPENSE | 28.43 |
| 740660 | 2,332.08 |
| EQUIPMENT RENTAL | 2,332.08 |
| 740680 | 150.00 |
| MEMBERSHIP/ASSOCIATION DUES | 150.00 |
| 740694 | 18.99 |
| FOOD SERVICE | 18.99 |
| 740260 | 8.68 |
| INTEREST ON CREDIT CARDS | 8.68 |
| 8210 | 304,002.20 |
| COUNTY COURT AT LAW 1 | 304,002.20 |
| 710100 | 107,594.00 |
| SALARY/OFFICIAL-DEPARTMENT HEAD | 107,594.00 |
| 710110 | 118,550.30 |
| SALARY/REGULAR | 118,550.30 |
| 720100 | 14,129.33 |
| SOCIAL SECURITY | 14,129.33 |
| 720110 | 31,815.84 |
| EMPLOYEE INSURANCE | 31,815.84 |
| 720120 | 28,094.36 |
| RETIREMENT | 28,094.36 |
| 720140 | 27.00 |
| STATE UNEMPLOYMENT TAX | 27.00 |
| 730100 | 580.88 |
| OFFICE SUPPLIES | 580.88 |
| 740530 | 37.99 |
| MOBILE PHONE AND DATA | 37.99 |
| 740640 | 3,172.50 |
| CONTRACT SERVICES | 3,172.50 |
| 8220 | 517,241.16 |
| COUNTY COURT AT LAW 2 | 517,241.16 |
| 710100 | 103,038.43 |
| SALARY/OFFICIAL-DEPARTMENT HEAD | 103,038.43 |
| 710110 | 282,806.60 |
| SALARY/REGULAR | 282,806.60 |
| 710130 | (633.20) |
| SALARY/OVERTIME | (633.20) |
| 720100 | 26,039.25 |
| SOCIAL SECURITY | 26,039.25 |
| 720110 | 55,677.72 |
| EMPLOYEE INSURANCE | 55,677.72 |
| 720120 | 47,858.12 |
| RETIREMENT | 47,858.12 |
| 720140 | 63.00 |
| STATE UNEMPLOYMENT TAX | 63.00 |
| 730100 | 377.40 |
| OFFICE SUPPLIES | 377.40 |
| 740660 | 2,013.84 |

| | |
|---------------------------------|------------|
| EQUIPMENT RENTAL | 2,013.84 |
| 8230 | 469,262.94 |
| COUNTY COURT AT LAW 3 | 469,262.94 |
| 710100 | 85,142.29 |
| SALARY/OFFICIAL-DEPARTMENT HEAD | 85,142.29 |
| 710110 | 259,966.06 |
| SALARY/REGULAR | 259,966.06 |
| 720100 | 24,861.02 |
| SOCIAL SECURITY | 24,861.02 |
| 720110 | 47,723.76 |
| EMPLOYEE INSURANCE | 47,723.76 |
| 720120 | 42,860.61 |
| RETIREMENT | 42,860.61 |
| 720140 | 45.00 |
| STATE UNEMPLOYMENT TAX | 45.00 |
| 730100 | 1,153.45 |
| OFFICE SUPPLIES | 1,153.45 |
| 740510 | 3,500.00 |
| PROFESSIONAL DEVELOPMENT | 3,500.00 |
| 740640 | 60.00 |
| CONTRACT SERVICES | 60.00 |
| 740660 | 3,856.23 |
| EQUIPMENT RENTAL | 3,856.23 |
| 740694 | 96.99 |
| FOOD SERVICE | 96.99 |
| 790100 | (2.47) |
| REIMBURSEMENTS CLEARING | (2.47) |
| 8240 | 308,013.39 |
| COUNTY COURT AT LAW 4 | 308,013.39 |
| 710100 | 107,594.00 |
| SALARY/OFFICIAL-DEPARTMENT HEAD | 107,594.00 |
| 710110 | 121,650.98 |
| SALARY/REGULAR | 121,650.98 |
| 720100 | 14,457.49 |
| SOCIAL SECURITY | 14,457.49 |
| 720110 | 31,809.82 |
| EMPLOYEE INSURANCE | 31,809.82 |
| 720120 | 28,479.59 |
| RETIREMENT | 28,479.59 |
| 720140 | 27.00 |
| STATE UNEMPLOYMENT TAX | 27.00 |
| 730100 | 887.87 |
| OFFICE SUPPLIES | 887.87 |
| 740640 | 3,106.64 |
| CONTRACT SERVICES | 3,106.64 |
| 8250 | 300,274.17 |
| COUNTY COURT AT LAW 5 | 300,274.17 |
| 710100 | 107,594.00 |
| SALARY/OFFICIAL-DEPARTMENT HEAD | 107,594.00 |
| 710110 | 116,031.64 |
| SALARY/REGULAR | 116,031.64 |
| 720100 | 14,129.25 |
| SOCIAL SECURITY | 14,129.25 |
| 720110 | 31,815.84 |
| EMPLOYEE INSURANCE | 31,815.84 |

| | |
|---------------------------------|------------|
| 720120 | 27,781.56 |
| RETIREMENT | 27,781.56 |
| 720140 | 27.00 |
| STATE UNEMPLOYMENT TAX | 27.00 |
| 740540 | 307.68 |
| TRAVEL EXPENSE | 307.68 |
| 740656 | 2,587.20 |
| RENT AND LEASES | 2,587.20 |
| 8310 | 205,433.26 |
| 9TH DISTRICT COURT | 205,433.26 |
| 710100 | 6,608.31 |
| SALARY/OFFICIAL-DEPARTMENT HEAD | 6,608.31 |
| 710110 | 132,048.12 |
| SALARY/REGULAR | 132,048.12 |
| 710140 | 520.57 |
| SALARY/CELL PHONE ALLOWANCE | 520.57 |
| 720100 | 10,416.61 |
| SOCIAL SECURITY | 10,416.61 |
| 720110 | 31,727.55 |
| EMPLOYEE INSURANCE | 31,727.55 |
| 720120 | 17,292.59 |
| RETIREMENT | 17,292.59 |
| 720140 | 27.00 |
| STATE UNEMPLOYMENT TAX | 27.00 |
| 730100 | 2,619.39 |
| OFFICE SUPPLIES | 2,619.39 |
| 740510 | 150.00 |
| PROFESSIONAL DEVELOPMENT | 150.00 |
| 740660 | 4,269.46 |
| EQUIPMENT RENTAL | 4,269.46 |
| 790100 | (246.34) |
| REIMBURSEMENTS CLEARING | (246.34) |
| 8320 | 205,221.46 |
| 221ST DISTRICT COURT | 205,221.46 |
| 710100 | 6,608.31 |
| SALARY/OFFICIAL-DEPARTMENT HEAD | 6,608.31 |
| 710110 | 134,898.29 |
| SALARY/REGULAR | 134,898.29 |
| 720100 | 10,616.47 |
| SOCIAL SECURITY | 10,616.47 |
| 720110 | 31,115.32 |
| EMPLOYEE INSURANCE | 31,115.32 |
| 720120 | 17,579.13 |
| RETIREMENT | 17,579.13 |
| 720140 | 270.00 |
| STATE UNEMPLOYMENT TAX | 270.00 |
| 730100 | 902.60 |
| OFFICE SUPPLIES | 902.60 |
| 740530 | - |
| MOBILE PHONE AND DATA | - |
| 740640 | 212.11 |
| CONTRACT SERVICES | 212.11 |
| 740656 | 2,912.35 |
| RENT AND LEASES | 2,912.35 |
| 740694 | 106.88 |

| | |
|---------------------------------|------------|
| FOOD SERVICE | 106.88 |
| 8330 | 372,524.09 |
| 284TH DISTRICT COURT | 372,524.09 |
| 710100 | 6,608.31 |
| SALARY/OFFICIAL-DEPARTMENT HEAD | 6,608.31 |
| 710110 | 261,420.42 |
| SALARY/REGULAR | 261,420.42 |
| 720100 | 20,072.73 |
| SOCIAL SECURITY | 20,072.73 |
| 720110 | 46,063.32 |
| EMPLOYEE INSURANCE | 46,063.32 |
| 720120 | 33,297.21 |
| RETIREMENT | 33,297.21 |
| 720140 | 297.00 |
| STATE UNEMPLOYMENT TAX | 297.00 |
| 730100 | 2,527.37 |
| OFFICE SUPPLIES | 2,527.37 |
| 740510 | 150.00 |
| PROFESSIONAL DEVELOPMENT | 150.00 |
| 740640 | 2,087.73 |
| CONTRACT SERVICES | 2,087.73 |
| 8340 | 244,831.21 |
| 359TH DISTRICT COURT | 244,831.21 |
| 710100 | 6,608.31 |
| SALARY/OFFICIAL-DEPARTMENT HEAD | 6,608.31 |
| 710110 | 164,850.92 |
| SALARY/REGULAR | 164,850.92 |
| 720100 | 12,801.40 |
| SOCIAL SECURITY | 12,801.40 |
| 720110 | 31,727.55 |
| EMPLOYEE INSURANCE | 31,727.55 |
| 720120 | 21,302.94 |
| RETIREMENT | 21,302.94 |
| 720140 | 186.79 |
| STATE UNEMPLOYMENT TAX | 186.79 |
| 730100 | 214.40 |
| OFFICE SUPPLIES | 214.40 |
| 740510 | 75.00 |
| PROFESSIONAL DEVELOPMENT | 75.00 |
| 740530 | 304.59 |
| MOBILE PHONE AND DATA | 304.59 |
| 740540 | 318.00 |
| TRAVEL EXPENSE | 318.00 |
| 740640 | 6,111.29 |
| CONTRACT SERVICES | 6,111.29 |
| 740660 | 180.02 |
| EQUIPMENT RENTAL | 180.02 |
| 740680 | 150.00 |
| MEMBERSHIP/ASSOCIATION DUES | 150.00 |
| 8350 | 375,291.55 |
| 410th DISTRICT COURT | 375,291.55 |
| 710100 | 6,608.31 |
| SALARY/OFFICIAL-DEPARTMENT HEAD | 6,608.31 |
| 710110 | 264,007.15 |
| SALARY/REGULAR | 264,007.15 |

| | |
|---------------------------------|------------|
| 710130 | 52.49 |
| SALARY/OVERTIME | 52.49 |
| 720100 | 20,078.88 |
| SOCIAL SECURITY | 20,078.88 |
| 720110 | 45,451.09 |
| EMPLOYEE INSURANCE | 45,451.09 |
| 720120 | 33,619.61 |
| RETIREMENT | 33,619.61 |
| 720140 | 234.14 |
| STATE UNEMPLOYMENT TAX | 234.14 |
| 730100 | 2,040.38 |
| OFFICE SUPPLIES | 2,040.38 |
| 740510 | 150.00 |
| PROFESSIONAL DEVELOPMENT | 150.00 |
| 740656 | 671.98 |
| RENT AND LEASES | 671.98 |
| 740660 | 2,302.52 |
| EQUIPMENT RENTAL | 2,302.52 |
| 740680 | 75.00 |
| MEMBERSHIP/ASSOCIATION DUES | 75.00 |
| 8360 | 384,876.43 |
| 418TH DISTRICT COURT | 384,876.43 |
| 710100 | 6,608.31 |
| SALARY/OFFICIAL-DEPARTMENT HEAD | 6,608.31 |
| 710110 | 271,614.10 |
| SALARY/REGULAR | 271,614.10 |
| 720100 | 20,689.68 |
| SOCIAL SECURITY | 20,689.68 |
| 720110 | 47,632.89 |
| EMPLOYEE INSURANCE | 47,632.89 |
| 720120 | 34,566.55 |
| RETIREMENT | 34,566.55 |
| 720140 | 45.00 |
| STATE UNEMPLOYMENT TAX | 45.00 |
| 730100 | 3,472.91 |
| OFFICE SUPPLIES | 3,472.91 |
| 740660 | 88.20 |
| EQUIPMENT RENTAL | 88.20 |
| 740694 | 158.79 |
| FOOD SERVICE | 158.79 |
| 8370 | 206,435.85 |
| 435TH DISTRICT COURT | 206,435.85 |
| 710100 | 8,108.31 |
| SALARY/OFFICIAL-DEPARTMENT HEAD | 8,108.31 |
| 710110 | 129,061.44 |
| SALARY/REGULAR | 129,061.44 |
| 710130 | 453.22 |
| SALARY/OVERTIME | 453.22 |
| 720100 | 10,122.75 |
| SOCIAL SECURITY | 10,122.75 |
| 720110 | 32,339.77 |
| EMPLOYEE INSURANCE | 32,339.77 |
| 720120 | 17,098.27 |
| RETIREMENT | 17,098.27 |
| 720140 | 27.00 |

| | |
|---|------------|
| STATE UNEMPLOYMENT TAX | 27.00 |
| 730100 | 3,873.67 |
| OFFICE SUPPLIES | 3,873.67 |
| 740510 | 65.00 |
| PROFESSIONAL DEVELOPMENT | 65.00 |
| 740530 | 188.97 |
| MOBILE PHONE AND DATA | 188.97 |
| 740640 | 2.10 |
| CONTRACT SERVICES | 2.10 |
| 740656 | 4,416.90 |
| RENT AND LEASES | 4,416.90 |
| 740694 | 678.45 |
| FOOD SERVICE | 678.45 |
| 8401 | 255,100.72 |
| DRUG COURT | 255,100.72 |
| 710100 | 43,144.40 |
| SALARY/OFFICIAL-DEPARTMENT HEAD | 43,144.40 |
| 710110 | 57,463.44 |
| SALARY/REGULAR | 57,463.44 |
| 720100 | 7,447.69 |
| SOCIAL SECURITY | 7,447.69 |
| 720110 | 23,861.88 |
| EMPLOYEE INSURANCE | 23,861.88 |
| 720120 | 12,498.71 |
| RETIREMENT | 12,498.71 |
| 720140 | 27.00 |
| STATE UNEMPLOYMENT TAX | 27.00 |
| 730100 | 3,332.57 |
| OFFICE SUPPLIES | 3,332.57 |
| 740512 | 60,557.00 |
| PROFESSIONAL SERVICES | 60,557.00 |
| 740516 | 46,568.03 |
| PROFESSIONAL SERVICES-URINALYSIS | 46,568.03 |
| 740145 | 200.00 |
| EQUIPMENT MAINTENANCE/REPAIR - RESTRICTED | 200.00 |
| 8402 | 132,070.35 |
| DRUG COURT-DWI COURT | 132,070.35 |
| 710110 | 28,754.24 |
| SALARY/REGULAR | 28,754.24 |
| 720100 | 2,186.22 |
| SOCIAL SECURITY | 2,186.22 |
| 720110 | 7,953.96 |
| EMPLOYEE INSURANCE | 7,953.96 |
| 720120 | 3,572.25 |
| RETIREMENT | 3,572.25 |
| 720140 | 9.00 |
| STATE UNEMPLOYMENT TAX | 9.00 |
| 730100 | 1,248.59 |
| OFFICE SUPPLIES | 1,248.59 |
| 740512 | 40,113.00 |
| PROFESSIONAL SERVICES | 40,113.00 |
| 740516 | 48,233.09 |
| PROFESSIONAL SERVICES-URINALYSIS | 48,233.09 |
| 8403 | 207,206.41 |
| MENTAL HEALTH COURT SERVICE | 207,206.41 |

| | |
|----------------------------------|------------|
| 710110 | 136,424.84 |
| SALARY/REGULAR | 136,424.84 |
| 710130 | 147.16 |
| SALARY/OVERTIME | 147.16 |
| 720100 | 10,026.32 |
| SOCIAL SECURITY | 10,026.32 |
| 720110 | 36,186.41 |
| EMPLOYEE INSURANCE | 36,186.41 |
| 720120 | 16,988.04 |
| RETIREMENT | 16,988.04 |
| 720140 | 237.28 |
| STATE UNEMPLOYMENT TAX | 237.28 |
| 730100 | 2,837.70 |
| OFFICE SUPPLIES | 2,837.70 |
| 730330 | 89.94 |
| IT SOFTWARE | 89.94 |
| 740510 | 50.00 |
| PROFESSIONAL DEVELOPMENT | 50.00 |
| 740540 | 355.62 |
| TRAVEL EXPENSE | 355.62 |
| 740640 | 3,848.16 |
| CONTRACT SERVICES | 3,848.16 |
| 740660 | 14.94 |
| EQUIPMENT RENTAL | 14.94 |
| 8510 | 546,029.24 |
| JUSTICE OF PEACE PRECINCT 1 | 546,029.24 |
| 710100 | 75,869.03 |
| SALARY/OFFICIAL-DEPARTMENT HEAD | 75,869.03 |
| 710110 | 270,594.48 |
| SALARY/REGULAR | 270,594.48 |
| 710120 | - |
| SALARY/OTHER | - |
| 720100 | 25,866.82 |
| SOCIAL SECURITY | 25,866.82 |
| 720110 | 71,585.64 |
| EMPLOYEE INSURANCE | 71,585.64 |
| 720120 | 43,128.67 |
| RETIREMENT | 43,128.67 |
| 720140 | 243.52 |
| STATE UNEMPLOYMENT TAX | 243.52 |
| 730100 | 3,286.94 |
| OFFICE SUPPLIES | 3,286.94 |
| 740140 | 614.50 |
| VEHICLE MAINTENANCE - RESTRICTED | 614.50 |
| 740510 | 2,023.01 |
| PROFESSIONAL DEVELOPMENT | 2,023.01 |
| 740512 | 2,326.69 |
| PROFESSIONAL SERVICES | 2,326.69 |
| 740540 | 280.01 |
| TRAVEL EXPENSE | 280.01 |
| 740560 | 3,120.00 |
| TRANSPORTATION | 3,120.00 |
| 740644 | 40,879.33 |
| COLLECTION SERVICES | 40,879.33 |
| 740660 | 6,040.60 |

| | |
|---------------------------------|------------|
| EQUIPMENT RENTAL | 6,040.60 |
| 740680 | 205.00 |
| MEMBERSHIP/ASSOCIATION DUES | 205.00 |
| 790100 | (35.00) |
| REIMBURSEMENTS CLEARING | (35.00) |
| 8520 | 356,248.63 |
| JUSTICE OF PEACE PRECINCT 2 | 356,248.63 |
| 710100 | 75,869.03 |
| SALARY/OFFICIAL-DEPARTMENT HEAD | 75,869.03 |
| 710110 | 125,024.86 |
| SALARY/REGULAR | 125,024.86 |
| 710120 | - |
| SALARY/OTHER | - |
| 710130 | 16.57 |
| SALARY/OVERTIME | 16.57 |
| 720100 | 14,982.41 |
| SOCIAL SECURITY | 14,982.41 |
| 720110 | 47,111.53 |
| EMPLOYEE INSURANCE | 47,111.53 |
| 720120 | 25,045.71 |
| RETIREMENT | 25,045.71 |
| 720140 | 45.00 |
| STATE UNEMPLOYMENT TAX | 45.00 |
| 730100 | 1,771.16 |
| OFFICE SUPPLIES | 1,771.16 |
| 740510 | 585.00 |
| PROFESSIONAL DEVELOPMENT | 585.00 |
| 740512 | 3,161.74 |
| PROFESSIONAL SERVICES | 3,161.74 |
| 740530 | 636.37 |
| MOBILE PHONE AND DATA | 636.37 |
| 740640 | 246.69 |
| CONTRACT SERVICES | 246.69 |
| 740644 | 61,569.12 |
| COLLECTION SERVICES | 61,569.12 |
| 740660 | 13.44 |
| EQUIPMENT RENTAL | 13.44 |
| 740680 | 170.00 |
| MEMBERSHIP/ASSOCIATION DUES | 170.00 |
| 8530 | 730,006.92 |
| JUSTICE OF PEACE PRECINCT 3 | 730,006.92 |
| 710100 | 75,869.03 |
| SALARY/OFFICIAL-DEPARTMENT HEAD | 75,869.03 |
| 710110 | 403,845.93 |
| SALARY/REGULAR | 403,845.93 |
| 710120 | - |
| SALARY/OTHER | - |
| 710130 | 1,907.94 |
| SALARY/OVERTIME | 1,907.94 |
| 710140 | 777.17 |
| SALARY/CELL PHONE ALLOWANCE | 777.17 |
| 720100 | 36,033.98 |
| SOCIAL SECURITY | 36,033.98 |
| 720110 | 137,661.96 |
| EMPLOYEE INSURANCE | 137,661.96 |

| | |
|----------------------------------|------------|
| 720120 | 60,024.68 |
| RETIREMENT | 60,024.68 |
| 720140 | 643.69 |
| STATE UNEMPLOYMENT TAX | 643.69 |
| 730100 | 4,532.67 |
| OFFICE SUPPLIES | 4,532.67 |
| 730310 | 141.92 |
| UNIFORMS | 141.92 |
| 740140 | 964.72 |
| VEHICLE MAINTENANCE - RESTRICTED | 964.72 |
| 740510 | 825.00 |
| PROFESSIONAL DEVELOPMENT | 825.00 |
| 740512 | 252.00 |
| PROFESSIONAL SERVICES | 252.00 |
| 740540 | 757.81 |
| TRAVEL EXPENSE | 757.81 |
| 740660 | 5,708.42 |
| EQUIPMENT RENTAL | 5,708.42 |
| 740680 | 60.00 |
| MEMBERSHIP/ASSOCIATION DUES | 60.00 |
| 8540 | 602,310.69 |
| JUSTICE OF PEACE PRECINCT 4 | 602,310.69 |
| 710100 | 75,869.03 |
| SALARY/OFFICIAL-DEPARTMENT HEAD | 75,869.03 |
| 710110 | 296,589.76 |
| SALARY/REGULAR | 296,589.76 |
| 710130 | 34.25 |
| SALARY/OVERTIME | 34.25 |
| 720100 | 27,505.46 |
| SOCIAL SECURITY | 27,505.46 |
| 720110 | 103,383.42 |
| EMPLOYEE INSURANCE | 103,383.42 |
| 720120 | 46,275.25 |
| RETIREMENT | 46,275.25 |
| 720140 | 108.00 |
| STATE UNEMPLOYMENT TAX | 108.00 |
| 730100 | 703.58 |
| OFFICE SUPPLIES | 703.58 |
| 740510 | 820.00 |
| PROFESSIONAL DEVELOPMENT | 820.00 |
| 740512 | 1,052.02 |
| PROFESSIONAL SERVICES | 1,052.02 |
| 740540 | 1,270.95 |
| TRAVEL EXPENSE | 1,270.95 |
| 740560 | 860.00 |
| TRANSPORTATION | 860.00 |
| 740580 | 269.36 |
| PRINTING | 269.36 |
| 740640 | 854.63 |
| CONTRACT SERVICES | 854.63 |
| 740644 | 41,532.22 |
| COLLECTION SERVICES | 41,532.22 |
| 740660 | 5,087.76 |
| EQUIPMENT RENTAL | 5,087.76 |
| 740680 | 95.00 |

| | |
|---|------------|
| MEMBERSHIP/ASSOCIATION DUES | 95.00 |
| 8550 | 354,153.30 |
| JUSTICE OF PEACE PRECINCT 5 | 354,153.30 |
| 710100 | 75,869.03 |
| SALARY/OFFICIAL-DEPARTMENT HEAD | 75,869.03 |
| 710110 | 142,833.79 |
| SALARY/REGULAR | 142,833.79 |
| 720100 | 16,484.31 |
| SOCIAL SECURITY | 16,484.31 |
| 720110 | 47,723.76 |
| EMPLOYEE INSURANCE | 47,723.76 |
| 720120 | 27,169.61 |
| RETIREMENT | 27,169.61 |
| 720140 | 45.00 |
| STATE UNEMPLOYMENT TAX | 45.00 |
| 730100 | 889.80 |
| OFFICE SUPPLIES | 889.80 |
| 730110 | 1,356.00 |
| POSTAGE | 1,356.00 |
| 740510 | 915.00 |
| PROFESSIONAL DEVELOPMENT | 915.00 |
| 740530 | 1,523.85 |
| MOBILE PHONE AND DATA | 1,523.85 |
| 740540 | 1,122.15 |
| TRAVEL EXPENSE | 1,122.15 |
| 740640 | 5,215.58 |
| CONTRACT SERVICES | 5,215.58 |
| 740644 | 31,948.22 |
| COLLECTION SERVICES | 31,948.22 |
| 740660 | 147.77 |
| EQUIPMENT RENTAL | 147.77 |
| 740680 | 95.00 |
| MEMBERSHIP/ASSOCIATION DUES | 95.00 |
| 740260 | 4.43 |
| INTEREST ON CREDIT CARDS | 4.43 |
| 740145 | 810.00 |
| EQUIPMENT MAINTENANCE/REPAIR - RESTRICTED | 810.00 |
| 6502 | 364,449.83 |
| SHERIFF FINANCE | 364,449.83 |
| 710110 | 244,408.07 |
| SALARY/REGULAR | 244,408.07 |
| 710130 | 287.72 |
| SALARY/OVERTIME | 287.72 |
| 720100 | 17,776.37 |
| SOCIAL SECURITY | 17,776.37 |
| 720110 | 63,625.66 |
| EMPLOYEE INSURANCE | 63,625.66 |
| 720120 | 30,398.64 |
| RETIREMENT | 30,398.64 |
| 720140 | 72.00 |
| STATE UNEMPLOYMENT TAX | 72.00 |
| 730100 | 2,245.70 |
| OFFICE SUPPLIES | 2,245.70 |
| 740530 | 492.27 |
| MOBILE PHONE AND DATA | 492.27 |

| | |
|-----------------------------------|------------|
| 740580 | 995.00 |
| PRINTING | 995.00 |
| 740660 | 4,151.40 |
| EQUIPMENT RENTAL | 4,151.40 |
| 790100 | (3.00) |
| REIMBURSEMENTS CLEARING | (3.00) |
| 8380 | 322,274.16 |
| 457TH DISTRICT COURT | 322,274.16 |
| 710100 | 6,608.31 |
| SALARY/OFFICIAL-DEPARTMENT HEAD | 6,608.31 |
| 710110 | 219,279.45 |
| SALARY/REGULAR | 219,279.45 |
| 710130 | 341.38 |
| SALARY/OVERTIME | 341.38 |
| 720100 | 16,723.14 |
| SOCIAL SECURITY | 16,723.14 |
| 720110 | 47,629.52 |
| EMPLOYEE INSURANCE | 47,629.52 |
| 720120 | 28,107.48 |
| RETIREMENT | 28,107.48 |
| 720140 | 45.00 |
| STATE UNEMPLOYMENT TAX | 45.00 |
| 730100 | 1,662.68 |
| OFFICE SUPPLIES | 1,662.68 |
| 740510 | 75.00 |
| PROFESSIONAL DEVELOPMENT | 75.00 |
| 740640 | 1,780.13 |
| CONTRACT SERVICES | 1,780.13 |
| 740680 | 30.00 |
| MEMBERSHIP/ASSOCIATION DUES | 30.00 |
| 790100 | (7.93) |
| REIMBURSEMENTS CLEARING | (7.93) |
| 6108 | 77,643.52 |
| SHERIFF RANGE | 77,643.52 |
| 730270 | 8,327.44 |
| LAW ENFORCEMENT SPECIFIC SUPPLIES | 8,327.44 |
| 730360 | 69,316.08 |
| ARMORY EXPENSE | 69,316.08 |
| 6106 | 358,106.29 |
| SHERIFF K9 | 358,106.29 |
| 710110 | 189,972.54 |
| SALARY/REGULAR | 189,972.54 |
| 710130 | 896.38 |
| SALARY/OVERTIME | 896.38 |
| 710150 | 17,190.00 |
| SALARY/SPECIAL PAY | 17,190.00 |
| 720100 | 15,244.20 |
| SOCIAL SECURITY | 15,244.20 |
| 720110 | 39,946.16 |
| EMPLOYEE INSURANCE | 39,946.16 |
| 720120 | 25,857.22 |
| RETIREMENT | 25,857.22 |
| 720140 | (167.07) |
| STATE UNEMPLOYMENT TAX | (167.07) |
| 730270 | 369.64 |

| | |
|-----------------------------------|------------|
| LAW ENFORCEMENT SPECIFIC SUPPLIES | 369.64 |
| 730280 | 47,868.63 |
| CANINE EXPENSES | 47,868.63 |
| 740110 | 700.00 |
| IT SOFTWARE MAINTENANCE | 700.00 |
| 740510 | 1,250.00 |
| PROFESSIONAL DEVELOPMENT | 1,250.00 |
| 740512 | 4,504.43 |
| PROFESSIONAL SERVICES | 4,504.43 |
| 740530 | 2,458.14 |
| MOBILE PHONE AND DATA | 2,458.14 |
| 740540 | 11,716.02 |
| TRAVEL EXPENSE | 11,716.02 |
| 740640 | 300.00 |
| CONTRACT SERVICES | 300.00 |
| 6102 | 789,169.97 |
| SHERIFF SWAT | 789,169.97 |
| 710110 | 460,794.63 |
| SALARY/REGULAR | 460,794.63 |
| 710130 | 95,788.49 |
| SALARY/OVERTIME | 95,788.49 |
| 720100 | 42,055.45 |
| SOCIAL SECURITY | 42,055.45 |
| 720110 | 87,479.78 |
| EMPLOYEE INSURANCE | 87,479.78 |
| 720120 | 69,160.31 |
| RETIREMENT | 69,160.31 |
| 720140 | 73.69 |
| STATE UNEMPLOYMENT TAX | 73.69 |
| 730270 | 3,046.95 |
| LAW ENFORCEMENT SPECIFIC SUPPLIES | 3,046.95 |
| 740510 | 10,643.00 |
| PROFESSIONAL DEVELOPMENT | 10,643.00 |
| 740530 | 6,840.65 |
| MOBILE PHONE AND DATA | 6,840.65 |
| 740540 | 8,663.86 |
| TRAVEL EXPENSE | 8,663.86 |
| 740660 | 2,618.16 |
| EQUIPMENT RENTAL | 2,618.16 |
| 730360 | 2,005.00 |
| ARMORY EXPENSE | 2,005.00 |
| 6105 | 128,183.35 |
| SHERIFF TACTICAL AIR | 128,183.35 |
| 710110 | 85,067.45 |
| SALARY/REGULAR | 85,067.45 |
| 710130 | - |
| SALARY/OVERTIME | - |
| 720100 | 6,400.88 |
| SOCIAL SECURITY | 6,400.88 |
| 720110 | 15,907.92 |
| EMPLOYEE INSURANCE | 15,907.92 |
| 720120 | 10,568.22 |
| RETIREMENT | 10,568.22 |
| 720140 | 18.00 |
| STATE UNEMPLOYMENT TAX | 18.00 |

| | |
|-----------------------------------|------------|
| 740140 | 5,554.60 |
| VEHICLE MAINTENANCE - RESTRICTED | 5,554.60 |
| 740530 | 1,166.28 |
| MOBILE PHONE AND DATA | 1,166.28 |
| 740656 | 3,500.00 |
| RENT AND LEASES | 3,500.00 |
| 6109 | 346,097.29 |
| SHERIFF GANGS | 346,097.29 |
| 710110 | 216,375.83 |
| SALARY/REGULAR | 216,375.83 |
| 710130 | 23,833.57 |
| SALARY/OVERTIME | 23,833.57 |
| 720100 | 17,875.50 |
| SOCIAL SECURITY | 17,875.50 |
| 720110 | 39,690.58 |
| EMPLOYEE INSURANCE | 39,690.58 |
| 720120 | 29,856.17 |
| RETIREMENT | 29,856.17 |
| 720140 | 45.00 |
| STATE UNEMPLOYMENT TAX | 45.00 |
| 730270 | 7,210.00 |
| LAW ENFORCEMENT SPECIFIC SUPPLIES | 7,210.00 |
| 740510 | 2,050.00 |
| PROFESSIONAL DEVELOPMENT | 2,050.00 |
| 740530 | 2,464.70 |
| MOBILE PHONE AND DATA | 2,464.70 |
| 740540 | 4,155.78 |
| TRAVEL EXPENSE | 4,155.78 |
| 740660 | 2,540.16 |
| EQUIPMENT RENTAL | 2,540.16 |
| 6103 | 6,501.34 |
| SHERIFF CRISIS NEGOTIATION TEAM | 6,501.34 |
| 710130 | 702.63 |
| SALARY/OVERTIME | 702.63 |
| 720100 | 52.61 |
| SOCIAL SECURITY | 52.61 |
| 720120 | 87.62 |
| RETIREMENT | 87.62 |
| 740530 | 1,513.72 |
| MOBILE PHONE AND DATA | 1,513.72 |
| 740540 | 4,144.76 |
| TRAVEL EXPENSE | 4,144.76 |
| 6107 | 5,399.41 |
| SHERIFF HONOR GUARD | 5,399.41 |
| 710130 | 4,201.15 |
| SALARY/OVERTIME | 4,201.15 |
| 720100 | 317.17 |
| SOCIAL SECURITY | 317.17 |
| 720120 | 521.09 |
| RETIREMENT | 521.09 |
| 730270 | 360.00 |
| LAW ENFORCEMENT SPECIFIC SUPPLIES | 360.00 |
| 3242 | 11,250.00 |
| HERITAGE MUSEUM | 11,250.00 |
| 740640 | 11,250.00 |

| | |
|----------------------------------|---------------|
| CONTRACT SERVICES | 11,250.00 |
| 3800 | 36,631.66 |
| PAYROLL | 36,631.66 |
| 710100 | 10,096.16 |
| SALARY/OFFICIAL-DEPARTMENT HEAD | 10,096.16 |
| 710110 | 16,325.11 |
| SALARY/REGULAR | 16,325.11 |
| 710130 | 465.09 |
| SALARY/OVERTIME | 465.09 |
| 710140 | 73.84 |
| SALARY/CELL PHONE ALLOWANCE | 73.84 |
| 720100 | 1,977.21 |
| SOCIAL SECURITY | 1,977.21 |
| 720110 | 4,224.36 |
| EMPLOYEE INSURANCE | 4,224.36 |
| 720120 | 3,380.80 |
| RETIREMENT | 3,380.80 |
| 720140 | 4.68 |
| STATE UNEMPLOYMENT TAX | 4.68 |
| 730100 | 84.41 |
| OFFICE SUPPLIES | 84.41 |
| 6104 | 10,728.87 |
| SHERIFF SPECIAL RESPONSE GROUP | 10,728.87 |
| 710110 | 206.80 |
| SALARY/REGULAR | 206.80 |
| 710130 | 8,716.80 |
| SALARY/OVERTIME | 8,716.80 |
| 720100 | 668.85 |
| SOCIAL SECURITY | 668.85 |
| 720120 | 1,118.99 |
| RETIREMENT | 1,118.99 |
| 720140 | 17.43 |
| STATE UNEMPLOYMENT TAX | 17.43 |
| 200 | 18,697,794.43 |
| ROAD AND BRIDGE | 18,697,794.43 |
| 2600 | 153,001.07 |
| INFORMATION TECHNOLOGY | 153,001.07 |
| 730100 | 1,544.70 |
| OFFICE SUPPLIES | 1,544.70 |
| 730250 | 6,231.40 |
| SHOP SUPPLIES | 6,231.40 |
| 740140 | 14,189.25 |
| VEHICLE MAINTENANCE - RESTRICTED | 14,189.25 |
| 740510 | 12,515.00 |
| PROFESSIONAL DEVELOPMENT | 12,515.00 |
| 740512 | 29,167.74 |
| PROFESSIONAL SERVICES | 29,167.74 |
| 740540 | 1,344.38 |
| TRAVEL EXPENSE | 1,344.38 |
| 740650 | 87,858.60 |
| SIGN AND SIGNAL MAINTENANCE | 87,858.60 |
| 740660 | 150.00 |
| EQUIPMENT RENTAL | 150.00 |
| 9000 | 3,639.37 |
| RESTRICTED | 3,639.37 |

| | |
|----------------------------------|--------------|
| 730190 | 232.50 |
| ROAD MATERIALS | 232.50 |
| 740512 | 3,406.87 |
| PROFESSIONAL SERVICES | 3,406.87 |
| 9100 | 4,385,719.19 |
| COMMISSIONER PRECINCT 1 | 4,385,719.19 |
| 710100 | 100,853.40 |
| SALARY/OFFICIAL-DEPARTMENT HEAD | 100,853.40 |
| 710110 | 1,659,253.83 |
| SALARY/REGULAR | 1,659,253.83 |
| 710120 | - |
| SALARY/OTHER | - |
| 710130 | 105,498.03 |
| SALARY/OVERTIME | 105,498.03 |
| 710140 | 1,079.91 |
| SALARY/CELL PHONE ALLOWANCE | 1,079.91 |
| 720100 | 137,926.12 |
| SOCIAL SECURITY | 137,926.12 |
| 720110 | 464,215.22 |
| EMPLOYEE INSURANCE | 464,215.22 |
| 720120 | 232,800.36 |
| RETIREMENT | 232,800.36 |
| 720140 | 1,021.51 |
| STATE UNEMPLOYMENT TAX | 1,021.51 |
| 730100 | 18,904.76 |
| OFFICE SUPPLIES | 18,904.76 |
| 730140 | 3,828.53 |
| JANITOR SUPPLIES | 3,828.53 |
| 730180 | 4,301.20 |
| CULVERTS | 4,301.20 |
| 730190 | 508,882.68 |
| ROAD MATERIALS | 508,882.68 |
| 730200 | 83,907.14 |
| CRUSHED CONCRETE/REJECT | 83,907.14 |
| 730220 | 2,277.14 |
| REPLACEMENTS | 2,277.14 |
| 730240 | 165,623.28 |
| FUEL - RESTRICTED | 165,623.28 |
| 730250 | 42,978.71 |
| SHOP SUPPLIES | 42,978.71 |
| 730260 | 98,430.94 |
| VEHICLE SUPPLIES | 98,430.94 |
| 730262 | 4,251.67 |
| RADIO SUPPLIES | 4,251.67 |
| 730310 | 28,917.89 |
| UNIFORMS | 28,917.89 |
| 730320 | 1,427.49 |
| IT HARDWARE | 1,427.49 |
| 730390 | 908.55 |
| MEDICAL SUPPLIES | 908.55 |
| 740140 | 73,904.24 |
| VEHICLE MAINTENANCE - RESTRICTED | 73,904.24 |
| 740150 | 59,015.00 |
| LANDSCAPE MAINTENANCE | 59,015.00 |
| 740510 | 763.90 |

| | |
|---|--------------|
| PROFESSIONAL DEVELOPMENT | 763.90 |
| 740512 | 241,209.78 |
| PROFESSIONAL SERVICES | 241,209.78 |
| 740530 | 6,871.38 |
| MOBILE PHONE AND DATA | 6,871.38 |
| 740640 | 38,137.62 |
| CONTRACT SERVICES | 38,137.62 |
| 740650 | 40,382.20 |
| SIGN AND SIGNAL MAINTENANCE | 40,382.20 |
| 740660 | 28,474.40 |
| EQUIPMENT RENTAL | 28,474.40 |
| 750400 | 352,822.22 |
| CAPITAL OUTLAY-FURNITURE FIXTURES AND EQUIPMENT | 352,822.22 |
| 750600 | 40,680.00 |
| CAPITAL OUTLAY-VEHICLES | 40,680.00 |
| 750800 | (163,661.15) |
| MAJOR PROJECTS | (163,661.15) |
| 790100 | (1,391.79) |
| REIMBURSEMENTS CLEARING | (1,391.79) |
| 740145 | 1,223.03 |
| EQUIPMENT MAINTENANCE/REPAIR - RESTRICTED | 1,223.03 |
| 9200 | 3,434,558.48 |
| COMMISSIONER PRECINCT 2 | 3,434,558.48 |
| 710100 | 100,853.40 |
| SALARY/OFFICIAL-DEPARTMENT HEAD | 100,853.40 |
| 710110 | 1,173,032.58 |
| SALARY/REGULAR | 1,173,032.58 |
| 710120 | - |
| SALARY/OTHER | - |
| 710130 | 1,014.91 |
| SALARY/OVERTIME | 1,014.91 |
| 710140 | 911.14 |
| SALARY/CELL PHONE ALLOWANCE | 911.14 |
| 720100 | 92,734.25 |
| SOCIAL SECURITY | 92,734.25 |
| 720110 | 312,059.73 |
| EMPLOYEE INSURANCE | 312,059.73 |
| 720120 | 159,020.27 |
| RETIREMENT | 159,020.27 |
| 720140 | 1,475.53 |
| STATE UNEMPLOYMENT TAX | 1,475.53 |
| 730100 | 6,834.19 |
| OFFICE SUPPLIES | 6,834.19 |
| 730180 | 9,564.20 |
| CULVERTS | 9,564.20 |
| 730190 | 661,778.41 |
| ROAD MATERIALS | 661,778.41 |
| 730240 | 174,635.69 |
| FUEL - RESTRICTED | 174,635.69 |
| 730250 | 54,026.95 |
| SHOP SUPPLIES | 54,026.95 |
| 730260 | 78,579.31 |
| VEHICLE SUPPLIES | 78,579.31 |
| 730310 | 11,580.10 |
| UNIFORMS | 11,580.10 |

| | |
|---|--------------|
| 740510 | 1,269.66 |
| PROFESSIONAL DEVELOPMENT | 1,269.66 |
| 740512 | 316,421.16 |
| PROFESSIONAL SERVICES | 316,421.16 |
| 740530 | 3,189.00 |
| MOBILE PHONE AND DATA | 3,189.00 |
| 740640 | 26,496.01 |
| CONTRACT SERVICES | 26,496.01 |
| 740650 | 24,529.50 |
| SIGN AND SIGNAL MAINTENANCE | 24,529.50 |
| 740660 | 11,386.21 |
| EQUIPMENT RENTAL | 11,386.21 |
| 750400 | 105,398.56 |
| CAPITAL OUTLAY-FURNITURE FIXTURES AND EQUIPMENT | 105,398.56 |
| 750600 | 107,819.30 |
| CAPITAL OUTLAY-VEHICLES | 107,819.30 |
| 790100 | (51.58) |
| REIMBURSEMENTS CLEARING | (51.58) |
| 9300 | 1,804,718.19 |
| COMMISSIONER PRECINCT 3 | 1,804,718.19 |
| 710100 | 100,853.40 |
| SALARY/OFFICIAL-DEPARTMENT HEAD | 100,853.40 |
| 710110 | 790,337.55 |
| SALARY/REGULAR | 790,337.55 |
| 710120 | - |
| SALARY/OTHER | - |
| 710130 | 16,284.93 |
| SALARY/OVERTIME | 16,284.93 |
| 710140 | 3,580.07 |
| SALARY/CELL PHONE ALLOWANCE | 3,580.07 |
| 720100 | 65,936.66 |
| SOCIAL SECURITY | 65,936.66 |
| 720110 | 202,092.68 |
| EMPLOYEE INSURANCE | 202,092.68 |
| 720120 | 113,474.67 |
| RETIREMENT | 113,474.67 |
| 720140 | 423.25 |
| STATE UNEMPLOYMENT TAX | 423.25 |
| 730100 | 2,121.04 |
| OFFICE SUPPLIES | 2,121.04 |
| 730190 | 131,942.60 |
| ROAD MATERIALS | 131,942.60 |
| 730200 | 17,678.43 |
| CRUSHED CONCRETE/REJECT | 17,678.43 |
| 730220 | 748.39 |
| REPLACEMENTS | 748.39 |
| 730240 | 58,092.13 |
| FUEL - RESTRICTED | 58,092.13 |
| 730250 | 7,073.77 |
| SHOP SUPPLIES | 7,073.77 |
| 730260 | 16,317.00 |
| VEHICLE SUPPLIES | 16,317.00 |
| 730310 | 161.76 |
| UNIFORMS | 161.76 |
| 730350 | 4,106.92 |

| | |
|----------------------------------|--------------|
| AGRICULTURE SUPPLIES | 4,106.92 |
| 730380 | 22,502.80 |
| AUDIO/VISUAL SUPPLIES | 22,502.80 |
| 730390 | 392.40 |
| MEDICAL SUPPLIES | 392.40 |
| 740140 | 86,038.35 |
| VEHICLE MAINTENANCE - RESTRICTED | 86,038.35 |
| 740430 | 95,534.90 |
| STRIPING/SEALANT SERVICES | 95,534.90 |
| 740440 | 13,362.50 |
| CONCRETE/CURB REPAIR | 13,362.50 |
| 740504 | 2,744.09 |
| ONLINE SERVICES | 2,744.09 |
| 740510 | 1,376.86 |
| PROFESSIONAL DEVELOPMENT | 1,376.86 |
| 740512 | 156,759.59 |
| PROFESSIONAL SERVICES | 156,759.59 |
| 740530 | 3,330.67 |
| MOBILE PHONE AND DATA | 3,330.67 |
| 740540 | 749.23 |
| TRAVEL EXPENSE | 749.23 |
| 740580 | 5,762.55 |
| PRINTING | 5,762.55 |
| 740620 | 94.49 |
| ELECTRICITY - RESTRICTED | 94.49 |
| 740624 | 46.54 |
| WATER AND SEWER - RESTRICTED | 46.54 |
| 740640 | 3,767.98 |
| CONTRACT SERVICES | 3,767.98 |
| 740650 | 28,729.81 |
| SIGN AND SIGNAL MAINTENANCE | 28,729.81 |
| 740656 | 19,015.00 |
| RENT AND LEASES | 19,015.00 |
| 740660 | 10,973.63 |
| EQUIPMENT RENTAL | 10,973.63 |
| 750800 | (142,653.65) |
| MAJOR PROJECTS | (142,653.65) |
| 790100 | (35,034.80) |
| REIMBURSEMENTS CLEARING | (35,034.80) |
| 9400 | 4,335,823.18 |
| COMMISSIONER PRECINCT 4 | 4,335,823.18 |
| 710100 | 100,853.40 |
| SALARY/OFFICIAL-DEPARTMENT HEAD | 100,853.40 |
| 710110 | 1,623,196.81 |
| SALARY/REGULAR | 1,623,196.81 |
| 710120 | - |
| SALARY/OTHER | - |
| 710130 | 25,418.40 |
| SALARY/OVERTIME | 25,418.40 |
| 710140 | 967.30 |
| SALARY/CELL PHONE ALLOWANCE | 967.30 |
| 720100 | 129,186.25 |
| SOCIAL SECURITY | 129,186.25 |
| 720110 | 432,145.29 |
| EMPLOYEE INSURANCE | 432,145.29 |

| | |
|----------------------------------|------------|
| 720120 | 218,326.71 |
| RETIREMENT | 218,326.71 |
| 720140 | 1,245.82 |
| STATE UNEMPLOYMENT TAX | 1,245.82 |
| 730100 | 10,702.76 |
| OFFICE SUPPLIES | 10,702.76 |
| 730180 | 136,015.40 |
| CULVERTS | 136,015.40 |
| 730190 | 466,001.96 |
| ROAD MATERIALS | 466,001.96 |
| 730200 | 320,978.75 |
| CRUSHED CONCRETE/REJECT | 320,978.75 |
| 730220 | 15,618.85 |
| REPLACEMENTS | 15,618.85 |
| 730240 | 273,190.29 |
| FUEL - RESTRICTED | 273,190.29 |
| 730250 | 24,922.55 |
| SHOP SUPPLIES | 24,922.55 |
| 730260 | 136,462.55 |
| VEHICLE SUPPLIES | 136,462.55 |
| 730300 | - |
| COMMUNITY AWARENESS SUPPLIES | - |
| 730310 | 11,878.57 |
| UNIFORMS | 11,878.57 |
| 730330 | 24.63 |
| IT SOFTWARE | 24.63 |
| 730350 | 87,187.59 |
| AGRICULTURE SUPPLIES | 87,187.59 |
| 740140 | 46,583.30 |
| VEHICLE MAINTENANCE - RESTRICTED | 46,583.30 |
| 740150 | 22,337.82 |
| LANDSCAPE MAINTENANCE | 22,337.82 |
| 740410 | 3,500.00 |
| TOLLS | 3,500.00 |
| 740430 | 37,632.82 |
| STRIPING/SEALANT SERVICES | 37,632.82 |
| 740440 | 89,058.42 |
| CONCRETE/CURB REPAIR | 89,058.42 |
| 740510 | 2,000.00 |
| PROFESSIONAL DEVELOPMENT | 2,000.00 |
| 740512 | 8,664.24 |
| PROFESSIONAL SERVICES | 8,664.24 |
| 740530 | 17,263.29 |
| MOBILE PHONE AND DATA | 17,263.29 |
| 740550 | 9,986.61 |
| SAFETY PROGRAM | 9,986.61 |
| 740622 | 1,178.83 |
| GAS - RESTRICTED | 1,178.83 |
| 740640 | 6,548.96 |
| CONTRACT SERVICES | 6,548.96 |
| 740650 | 19,796.11 |
| SIGN AND SIGNAL MAINTENANCE | 19,796.11 |
| 740660 | 3,789.32 |
| EQUIPMENT RENTAL | 3,789.32 |
| 740930 | 2,610.43 |

| | |
|---|--------------|
| DAMAGE REPAIRS | 2,610.43 |
| 750400 | 33,767.00 |
| CAPITAL OUTLAY-FURNITURE FIXTURES AND EQUIPMENT | 33,767.00 |
| 750600 | 244,153.50 |
| CAPITAL OUTLAY-VEHICLES | 244,153.50 |
| 790100 | (227,645.00) |
| REIMBURSEMENTS CLEARING | (227,645.00) |
| 740250 | 273.65 |
| PENALTY/LATE CHARGE | 273.65 |
| 9500 | 1,051,067.30 |
| COUNTY ENGINEER | 1,051,067.30 |
| 710100 | 81,207.03 |
| SALARY/OFFICIAL-DEPARTMENT HEAD | 81,207.03 |
| 710110 | 682,843.52 |
| SALARY/REGULAR | 682,843.52 |
| 710140 | 3,280.62 |
| SALARY/CELL PHONE ALLOWANCE | 3,280.62 |
| 720100 | 57,475.07 |
| SOCIAL SECURITY | 57,475.07 |
| 720110 | 122,971.73 |
| EMPLOYEE INSURANCE | 122,971.73 |
| 720120 | 95,299.31 |
| RETIREMENT | 95,299.31 |
| 720140 | 229.52 |
| STATE UNEMPLOYMENT TAX | 229.52 |
| 730100 | 4,219.19 |
| OFFICE SUPPLIES | 4,219.19 |
| 740540 | 281.59 |
| TRAVEL EXPENSE | 281.59 |
| 740660 | 3,219.72 |
| EQUIPMENT RENTAL | 3,219.72 |
| 740680 | 40.00 |
| MEMBERSHIP/ASSOCIATION DUES | 40.00 |
| 9107 | 340,230.89 |
| PARKS - PRECINCT 1 | 340,230.89 |
| 710110 | 85,824.95 |
| SALARY/REGULAR | 85,824.95 |
| 710130 | 13,552.94 |
| SALARY/OVERTIME | 13,552.94 |
| 720100 | 7,586.38 |
| SOCIAL SECURITY | 7,586.38 |
| 720110 | 15,907.92 |
| EMPLOYEE INSURANCE | 15,907.92 |
| 720120 | 11,344.07 |
| RETIREMENT | 11,344.07 |
| 720140 | 198.98 |
| STATE UNEMPLOYMENT TAX | 198.98 |
| 730100 | 740.38 |
| OFFICE SUPPLIES | 740.38 |
| 730140 | 654.85 |
| JANITOR SUPPLIES | 654.85 |
| 730250 | 300.00 |
| SHOP SUPPLIES | 300.00 |
| 730310 | 232.50 |
| UNIFORMS | 232.50 |

| | |
|---|------------|
| 740150 | 19,000.00 |
| LANDSCAPE MAINTENANCE | 19,000.00 |
| 740512 | 26,537.07 |
| PROFESSIONAL SERVICES | 26,537.07 |
| 740640 | 8,964.93 |
| CONTRACT SERVICES | 8,964.93 |
| 740660 | 24.00 |
| EQUIPMENT RENTAL | 24.00 |
| 750300 | 129,907.06 |
| CAPITAL OUTLAY-BUILDING | 129,907.06 |
| 750400 | 10,717.00 |
| CAPITAL OUTLAY-FURNITURE FIXTURES AND EQUIPMENT | 10,717.00 |
| 750800 | 8,737.86 |
| MAJOR PROJECTS | 8,737.86 |
| 9109 | 208,856.84 |
| RECYCLE - PRECINCT 1 | 208,856.84 |
| 710110 | 124,493.62 |
| SALARY/REGULAR | 124,493.62 |
| 710130 | 1,717.68 |
| SALARY/OVERTIME | 1,717.68 |
| 720100 | 9,531.00 |
| SOCIAL SECURITY | 9,531.00 |
| 720110 | 39,763.78 |
| EMPLOYEE INSURANCE | 39,763.78 |
| 720120 | 15,676.94 |
| RETIREMENT | 15,676.94 |
| 720140 | 116.22 |
| STATE UNEMPLOYMENT TAX | 116.22 |
| 730100 | 64.90 |
| OFFICE SUPPLIES | 64.90 |
| 730140 | 77.98 |
| JANITOR SUPPLIES | 77.98 |
| 730250 | 295.52 |
| SHOP SUPPLIES | 295.52 |
| 730310 | 433.50 |
| UNIFORMS | 433.50 |
| 730390 | 120.85 |
| MEDICAL SUPPLIES | 120.85 |
| 740512 | 225.00 |
| PROFESSIONAL SERVICES | 225.00 |
| 740640 | 16,274.87 |
| CONTRACT SERVICES | 16,274.87 |
| 740650 | 64.98 |
| SIGN AND SIGNAL MAINTENANCE | 64.98 |
| 9407 | 629,639.17 |
| PARKS - PRECINCT 4 | 629,639.17 |
| 710110 | 359,556.04 |
| SALARY/REGULAR | 359,556.04 |
| 710120 | - |
| SALARY/OTHER | - |
| 710130 | 5,409.63 |
| SALARY/OVERTIME | 5,409.63 |
| 720100 | 27,375.83 |
| SOCIAL SECURITY | 27,375.83 |
| 720110 | 112,758.77 |

| | |
|---|------------|
| EMPLOYEE INSURANCE | 112,758.77 |
| 720120 | 45,395.87 |
| RETIREMENT | 45,395.87 |
| 720140 | 755.07 |
| STATE UNEMPLOYMENT TAX | 755.07 |
| 730100 | 123.58 |
| OFFICE SUPPLIES | 123.58 |
| 730140 | 17,628.87 |
| JANITOR SUPPLIES | 17,628.87 |
| 730190 | 770.00 |
| ROAD MATERIALS | 770.00 |
| 730250 | 6,705.00 |
| SHOP SUPPLIES | 6,705.00 |
| 730260 | 4,540.42 |
| VEHICLE SUPPLIES | 4,540.42 |
| 730310 | 3,392.26 |
| UNIFORMS | 3,392.26 |
| 730350 | 2,621.13 |
| AGRICULTURE SUPPLIES | 2,621.13 |
| 740140 | 1,554.50 |
| VEHICLE MAINTENANCE - RESTRICTED | 1,554.50 |
| 740150 | 3,725.00 |
| LANDSCAPE MAINTENANCE | 3,725.00 |
| 740410 | 700.00 |
| TOLLS | 700.00 |
| 740510 | 80.00 |
| PROFESSIONAL DEVELOPMENT | 80.00 |
| 740512 | 2,568.75 |
| PROFESSIONAL SERVICES | 2,568.75 |
| 740530 | 2,603.50 |
| MOBILE PHONE AND DATA | 2,603.50 |
| 740622 | 4,803.50 |
| GAS - RESTRICTED | 4,803.50 |
| 740640 | 16,464.52 |
| CONTRACT SERVICES | 16,464.52 |
| 740654 | 3,599.98 |
| COMMUNITY BUILDING/VOTING BOX | 3,599.98 |
| 750400 | 6,506.95 |
| CAPITAL OUTLAY-FURNITURE FIXTURES AND EQUIPMENT | 6,506.95 |
| 9309 | 600,258.46 |
| RECYCLE - PRECINCT 3 | 600,258.46 |
| 710110 | 256,079.65 |
| SALARY/REGULAR | 256,079.65 |
| 710130 | 11,651.79 |
| SALARY/OVERTIME | 11,651.79 |
| 710140 | 1,300.65 |
| SALARY/CELL PHONE ALLOWANCE | 1,300.65 |
| 720100 | 20,221.01 |
| SOCIAL SECURITY | 20,221.01 |
| 720110 | 66,764.06 |
| EMPLOYEE INSURANCE | 66,764.06 |
| 720120 | 33,435.37 |
| RETIREMENT | 33,435.37 |
| 720140 | 178.46 |
| STATE UNEMPLOYMENT TAX | 178.46 |

| | |
|--------------------------------|------------|
| 730100 | 125.54 |
| OFFICE SUPPLIES | 125.54 |
| 730250 | 932.01 |
| SHOP SUPPLIES | 932.01 |
| 730260 | 369.12 |
| VEHICLE SUPPLIES | 369.12 |
| 730310 | 2,214.52 |
| UNIFORMS | 2,214.52 |
| 730390 | 738.45 |
| MEDICAL SUPPLIES | 738.45 |
| 740420 | 2,337.92 |
| COURIER SERVICE | 2,337.92 |
| 740510 | - |
| PROFESSIONAL DEVELOPMENT | - |
| 740512 | 71,955.09 |
| PROFESSIONAL SERVICES | 71,955.09 |
| 740640 | 130,477.88 |
| CONTRACT SERVICES | 130,477.88 |
| 740660 | 1,400.00 |
| EQUIPMENT RENTAL | 1,400.00 |
| 740680 | 76.94 |
| MEMBERSHIP/ASSOCIATION DUES | 76.94 |
| 9307 | 249,740.69 |
| PARKS - PRECINCT 3 | 249,740.69 |
| 710110 | 141,828.59 |
| SALARY/REGULAR | 141,828.59 |
| 710130 | 1,231.85 |
| SALARY/OVERTIME | 1,231.85 |
| 720100 | 10,738.72 |
| SOCIAL SECURITY | 10,738.72 |
| 720110 | 39,180.12 |
| EMPLOYEE INSURANCE | 39,180.12 |
| 720120 | 17,762.78 |
| RETIREMENT | 17,762.78 |
| 720140 | 373.95 |
| STATE UNEMPLOYMENT TAX | 373.95 |
| 730100 | 5,692.57 |
| OFFICE SUPPLIES | 5,692.57 |
| 740512 | 28,000.83 |
| PROFESSIONAL SERVICES | 28,000.83 |
| 740624 | 748.00 |
| WATER AND SEWER - RESTRICTED | 748.00 |
| 740640 | 1,254.72 |
| CONTRACT SERVICES | 1,254.72 |
| 740660 | 2,822.66 |
| EQUIPMENT RENTAL | 2,822.66 |
| 740970 | 105.90 |
| FREIGHT AND HANDLING | 105.90 |
| 9408 | 208,705.03 |
| COMMUNITY CENTERS - PRECINCT 4 | 208,705.03 |
| 710110 | 126,016.02 |
| SALARY/REGULAR | 126,016.02 |
| 710130 | 364.66 |
| SALARY/OVERTIME | 364.66 |
| 720100 | 9,500.90 |

| | |
|---------------------------------------|-------------------|
| SOCIAL SECURITY | 9,500.90 |
| 720110 | 31,813.26 |
| EMPLOYEE INSURANCE | 31,813.26 |
| 720120 | 15,700.93 |
| RETIREMENT | 15,700.93 |
| 720140 | 44.09 |
| STATE UNEMPLOYMENT TAX | 44.09 |
| 730100 | 176.34 |
| OFFICE SUPPLIES | 176.34 |
| 730300 | 586.39 |
| COMMUNITY AWARENESS SUPPLIES | 586.39 |
| 730330 | 8.75 |
| IT SOFTWARE | 8.75 |
| 740512 | 272.99 |
| PROFESSIONAL SERVICES | 272.99 |
| 740620 | 13,387.79 |
| ELECTRICITY - RESTRICTED | 13,387.79 |
| 740624 | 6,379.78 |
| WATER AND SEWER - RESTRICTED | 6,379.78 |
| 740640 | 3,568.95 |
| CONTRACT SERVICES | 3,568.95 |
| 740660 | 364.26 |
| EQUIPMENT RENTAL | 364.26 |
| 730101 | 519.92 |
| FOOD SUPPLIES | 519.92 |
| 9207 | 157,265.40 |
| PARKS - PRECINCT 2 | 157,265.40 |
| 710110 | 75,726.85 |
| SALARY/REGULAR | 75,726.85 |
| 720100 | 5,535.31 |
| SOCIAL SECURITY | 5,535.31 |
| 720110 | 26,928.69 |
| EMPLOYEE INSURANCE | 26,928.69 |
| 720120 | 9,396.38 |
| RETIREMENT | 9,396.38 |
| 720140 | 27.00 |
| STATE UNEMPLOYMENT TAX | 27.00 |
| 730220 | 8,842.83 |
| REPLACEMENTS | 8,842.83 |
| 740512 | 30,000.00 |
| PROFESSIONAL SERVICES | 30,000.00 |
| 740640 | 808.34 |
| CONTRACT SERVICES | 808.34 |
| 9308 | 93,811.09 |
| COMMUNITY CENTERS - PRECINCT 3 | 93,811.09 |
| 710110 | 61,752.41 |
| SALARY/REGULAR | 61,752.41 |
| 710140 | 260.29 |
| SALARY/CELL PHONE ALLOWANCE | 260.29 |
| 720100 | 4,624.57 |
| SOCIAL SECURITY | 4,624.57 |
| 720110 | 7,953.96 |
| EMPLOYEE INSURANCE | 7,953.96 |
| 720120 | 7,704.93 |
| RETIREMENT | 7,704.93 |

| | |
|--------------------------------|------------|
| 720140 | 237.87 |
| STATE UNEMPLOYMENT TAX | 237.87 |
| 730100 | 737.00 |
| OFFICE SUPPLIES | 737.00 |
| 730220 | 656.66 |
| REPLACEMENTS | 656.66 |
| 730390 | 146.00 |
| MEDICAL SUPPLIES | 146.00 |
| 740512 | 3,560.00 |
| PROFESSIONAL SERVICES | 3,560.00 |
| 740622 | 3,471.09 |
| GAS - RESTRICTED | 3,471.09 |
| 740640 | 1,001.00 |
| CONTRACT SERVICES | 1,001.00 |
| 740660 | 1,705.31 |
| EQUIPMENT RENTAL | 1,705.31 |
| 9208 | 123,983.25 |
| COMMUNITY CENTERS - PRECINCT 2 | 123,983.25 |
| 710110 | 64,039.76 |
| SALARY/REGULAR | 64,039.76 |
| 720100 | 4,500.15 |
| SOCIAL SECURITY | 4,500.15 |
| 720110 | 20,717.58 |
| EMPLOYEE INSURANCE | 20,717.58 |
| 720120 | 7,966.16 |
| RETIREMENT | 7,966.16 |
| 720140 | 27.00 |
| STATE UNEMPLOYMENT TAX | 27.00 |
| 740620 | 18,137.60 |
| ELECTRICITY - RESTRICTED | 18,137.60 |
| 740624 | 7,695.00 |
| WATER AND SEWER - RESTRICTED | 7,695.00 |
| 740640 | 900.00 |
| CONTRACT SERVICES | 900.00 |
| 9108 | 137,820.10 |
| COMMUNITY CENTERS - PRECINCT 1 | 137,820.10 |
| 710110 | 62,798.85 |
| SALARY/REGULAR | 62,798.85 |
| 720100 | 4,781.14 |
| SOCIAL SECURITY | 4,781.14 |
| 720110 | 15,901.90 |
| EMPLOYEE INSURANCE | 15,901.90 |
| 720120 | 7,801.05 |
| RETIREMENT | 7,801.05 |
| 720140 | 67.83 |
| STATE UNEMPLOYMENT TAX | 67.83 |
| 730100 | 426.55 |
| OFFICE SUPPLIES | 426.55 |
| 730250 | 981.73 |
| SHOP SUPPLIES | 981.73 |
| 740150 | 8,000.00 |
| LANDSCAPE MAINTENANCE | 8,000.00 |
| 740512 | 95.00 |
| PROFESSIONAL SERVICES | 95.00 |
| 740620 | 18,605.52 |

| | |
|---|------------|
| ELECTRICITY - RESTRICTED | 18,605.52 |
| 740624 | 3,041.56 |
| WATER AND SEWER - RESTRICTED | 3,041.56 |
| 740640 | 8,605.46 |
| CONTRACT SERVICES | 8,605.46 |
| 740654 | 563.03 |
| COMMUNITY BUILDING/VOTING BOX | 563.03 |
| 750400 | 6,150.48 |
| CAPITAL OUTLAY-FURNITURE FIXTURES AND EQUIPMENT | 6,150.48 |
| 740260 | - |
| INTEREST ON CREDIT CARDS | - |
| 9409 | 31,822.19 |
| RECYCLE - PRECINCT 4 | 31,822.19 |
| 740150 | 16,457.05 |
| LANDSCAPE MAINTENANCE | 16,457.05 |
| 740640 | 15,365.14 |
| CONTRACT SERVICES | 15,365.14 |
| 9600 | 738,801.23 |
| TRAFFIC OPERATIONS | 738,801.23 |
| 710100 | 74,246.10 |
| SALARY/OFFICIAL-DEPARTMENT HEAD | 74,246.10 |
| 710110 | 436,361.46 |
| SALARY/REGULAR | 436,361.46 |
| 710120 | - |
| SALARY/OTHER | - |
| 710130 | 3,468.04 |
| SALARY/OVERTIME | 3,468.04 |
| 710140 | 3,619.17 |
| SALARY/CELL PHONE ALLOWANCE | 3,619.17 |
| 720100 | 38,366.68 |
| SOCIAL SECURITY | 38,366.68 |
| 720110 | 117,925.30 |
| EMPLOYEE INSURANCE | 117,925.30 |
| 720120 | 64,553.36 |
| RETIREMENT | 64,553.36 |
| 720140 | 261.12 |
| STATE UNEMPLOYMENT TAX | 261.12 |
| 9209 | 8,333.31 |
| RECYCLE - PRECINCT 2 | 8,333.31 |
| 710110 | 6,487.99 |
| SALARY/REGULAR | 6,487.99 |
| 720100 | 488.44 |
| SOCIAL SECURITY | 488.44 |
| 720110 | 524.05 |
| EMPLOYEE INSURANCE | 524.05 |
| 720120 | 813.58 |
| RETIREMENT | 813.58 |
| 720140 | 19.25 |
| STATE UNEMPLOYMENT TAX | 19.25 |
| 201 | 326.79 |
| WORTHLESS CHECK | 326.79 |
| 2800 | 326.79 |
| COUNTY ATTORNEY | 326.79 |
| 710110 | 76.18 |
| SALARY/REGULAR | 76.18 |

| | |
|-----------------------------------|-------------------|
| 720100 | 5.44 |
| SOCIAL SECURITY | 5.44 |
| 720110 | 235.82 |
| EMPLOYEE INSURANCE | 235.82 |
| 720120 | 9.35 |
| RETIREMENT | 9.35 |
| 202 | 332,104.73 |
| FORFEITURES | 332,104.73 |
| 5100 | 55,971.05 |
| DISTRICT ATTORNEY | 55,971.05 |
| 710150 | 792.84 |
| SALARY/SPECIAL PAY | 792.84 |
| 720100 | 59.42 |
| SOCIAL SECURITY | 59.42 |
| 720110 | 251.14 |
| EMPLOYEE INSURANCE | 251.14 |
| 720120 | 98.37 |
| RETIREMENT | 98.37 |
| 720140 | 1.16 |
| STATE UNEMPLOYMENT TAX | 1.16 |
| 730100 | 1,086.00 |
| OFFICE SUPPLIES | 1,086.00 |
| 730270 | 21,199.50 |
| LAW ENFORCEMENT SPECIFIC SUPPLIES | 21,199.50 |
| 730280 | 4,133.33 |
| CANINE EXPENSES | 4,133.33 |
| 730300 | 5,000.00 |
| COMMUNITY AWARENESS SUPPLIES | 5,000.00 |
| 730330 | 1,250.00 |
| IT SOFTWARE | 1,250.00 |
| 740220 | 89.00 |
| LEGAL/LITIGATION COSTS | 89.00 |
| 740510 | 12,118.28 |
| PROFESSIONAL DEVELOPMENT | 12,118.28 |
| 740530 | 379.90 |
| MOBILE PHONE AND DATA | 379.90 |
| 740540 | 1,641.69 |
| TRAVEL EXPENSE | 1,641.69 |
| 740570 | 2,500.00 |
| ADVERTISING | 2,500.00 |
| 740680 | 3,850.00 |
| MEMBERSHIP/ASSOCIATION DUES | 3,850.00 |
| 730101 | 1,343.62 |
| FOOD SUPPLIES | 1,343.62 |
| 740450 | 176.80 |
| SERVICE/CITATIONS | 176.80 |
| 6000 | 102,445.10 |
| SHERIFF | 102,445.10 |
| 730100 | 5,564.69 |
| OFFICE SUPPLIES | 5,564.69 |
| 730220 | 676.80 |
| REPLACEMENTS | 676.80 |
| 730270 | 31,057.50 |
| LAW ENFORCEMENT SPECIFIC SUPPLIES | 31,057.50 |
| 730310 | 1,505.34 |

| | |
|-----------------------------------|-----------|
| UNIFORMS | 1,505.34 |
| 740140 | 7,884.00 |
| VEHICLE MAINTENANCE - RESTRICTED | 7,884.00 |
| 740510 | 3,261.96 |
| PROFESSIONAL DEVELOPMENT | 3,261.96 |
| 740512 | 15,225.00 |
| PROFESSIONAL SERVICES | 15,225.00 |
| 740540 | 10,599.46 |
| TRAVEL EXPENSE | 10,599.46 |
| 740640 | 5,686.00 |
| CONTRACT SERVICES | 5,686.00 |
| 740680 | 5,000.00 |
| MEMBERSHIP/ASSOCIATION DUES | 5,000.00 |
| 740750 | 15,071.85 |
| REMODEL | 15,071.85 |
| 730101 | 912.50 |
| FOOD SUPPLIES | 912.50 |
| 6200 | 67,270.13 |
| SHERIFF CID | 67,270.13 |
| 730270 | 63,270.13 |
| LAW ENFORCEMENT SPECIFIC SUPPLIES | 63,270.13 |
| 730340 | 4,000.00 |
| BUY MONEY SUPPLY | 4,000.00 |
| 7100 | 4,733.00 |
| CONSTABLE PRECINCT 1 | 4,733.00 |
| 730280 | 4,133.00 |
| CANINE EXPENSES | 4,133.00 |
| 740680 | 600.00 |
| MEMBERSHIP/ASSOCIATION DUES | 600.00 |
| 7200 | 14,920.75 |
| CONSTABLE PRECINCT 2 | 14,920.75 |
| 730100 | 123.15 |
| OFFICE SUPPLIES | 123.15 |
| 730260 | 2,982.35 |
| VEHICLE SUPPLIES | 2,982.35 |
| 730270 | 10,527.00 |
| LAW ENFORCEMENT SPECIFIC SUPPLIES | 10,527.00 |
| 730360 | 1,288.25 |
| ARMORY EXPENSE | 1,288.25 |
| 7300 | 781.43 |
| CONSTABLE PRECINCT 3 | 781.43 |
| 730260 | 8.25 |
| VEHICLE SUPPLIES | 8.25 |
| 740640 | 773.18 |
| CONTRACT SERVICES | 773.18 |
| 7400 | 53,301.73 |
| CONSTABLE PRECINCT 4 | 53,301.73 |
| 730260 | 18,500.00 |
| VEHICLE SUPPLIES | 18,500.00 |
| 730270 | 13,055.31 |
| LAW ENFORCEMENT SPECIFIC SUPPLIES | 13,055.31 |
| 730280 | 12,899.92 |
| CANINE EXPENSES | 12,899.92 |
| 730310 | 828.00 |
| UNIFORMS | 828.00 |

| | |
|-----------------------------------|--------------|
| 740140 | 4,948.50 |
| VEHICLE MAINTENANCE - RESTRICTED | 4,948.50 |
| 740510 | 70.00 |
| PROFESSIONAL DEVELOPMENT | 70.00 |
| 730360 | 3,000.00 |
| ARMORY EXPENSE | 3,000.00 |
| 7500 | 32,681.54 |
| CONSTABLE PRECINCT 5 | 32,681.54 |
| 730260 | 27,152.54 |
| VEHICLE SUPPLIES | 27,152.54 |
| 730270 | 3,479.00 |
| LAW ENFORCEMENT SPECIFIC SUPPLIES | 3,479.00 |
| 730280 | 1,500.00 |
| CANINE EXPENSES | 1,500.00 |
| 740660 | 550.00 |
| EQUIPMENT RENTAL | 550.00 |
| 203 | 1,256,390.28 |
| JAIL COMMISSARY | 1,256,390.28 |
| 6602 | 1,256,390.28 |
| SHERIFF COMMISSARY | 1,256,390.28 |
| 710110 | 101,462.29 |
| SALARY/REGULAR | 101,462.29 |
| 710150 | 183.00 |
| SALARY/SPECIAL PAY | 183.00 |
| 720100 | 7,620.16 |
| SOCIAL SECURITY | 7,620.16 |
| 720110 | 29,713.62 |
| EMPLOYEE INSURANCE | 29,713.62 |
| 720120 | 12,639.11 |
| RETIREMENT | 12,639.11 |
| 720140 | 36.00 |
| STATE UNEMPLOYMENT TAX | 36.00 |
| 730120 | 2,036.87 |
| BOOK SUPPLEMENTS | 2,036.87 |
| 730140 | 39,557.97 |
| JANITOR SUPPLIES | 39,557.97 |
| 730150 | 164,498.29 |
| INMATE SUPPLIES | 164,498.29 |
| 730220 | 94,735.58 |
| REPLACEMENTS | 94,735.58 |
| 730330 | 57,600.00 |
| IT SOFTWARE | 57,600.00 |
| 730370 | 18,175.50 |
| PERIODICALS | 18,175.50 |
| 740110 | 1,620.00 |
| IT SOFTWARE MAINTENANCE | 1,620.00 |
| 740504 | 11,153.88 |
| ONLINE SERVICES | 11,153.88 |
| 740512 | 701,620.47 |
| PROFESSIONAL SERVICES | 701,620.47 |
| 740640 | 13,737.54 |
| CONTRACT SERVICES | 13,737.54 |
| 204 | 172,083.45 |
| LAW LIBRARY | 172,083.45 |
| 3260 | 160,930.81 |

| | |
|--|------------|
| LAW LIBRARY | 160,930.81 |
| 710110 | 78,775.10 |
| SALARY/REGULAR | 78,775.10 |
| 720100 | 5,822.42 |
| SOCIAL SECURITY | 5,822.42 |
| 720110 | 15,907.92 |
| EMPLOYEE INSURANCE | 15,907.92 |
| 720120 | 9,786.38 |
| RETIREMENT | 9,786.38 |
| 720140 | 24.38 |
| STATE UNEMPLOYMENT TAX | 24.38 |
| 730100 | 534.03 |
| OFFICE SUPPLIES | 534.03 |
| 740580 | 227.45 |
| PRINTING | 227.45 |
| 740660 | 4,776.96 |
| EQUIPMENT RENTAL | 4,776.96 |
| 750700 | 45,076.17 |
| CAPITAL OUTLAY-BOOKS | 45,076.17 |
| 8100 | 11,152.64 |
| COURT OPERATIONS | 11,152.64 |
| 730120 | 4,687.64 |
| BOOK SUPPLEMENTS | 4,687.64 |
| 740504 | 6,465.00 |
| ONLINE SERVICES | 6,465.00 |
| 205 | 12,006.13 |
| PRE-TRIAL DIVERSION | 12,006.13 |
| 5100 | 6,322.52 |
| DISTRICT ATTORNEY | 6,322.52 |
| 710110 | 3,380.48 |
| SALARY/REGULAR | 3,380.48 |
| 720100 | 258.61 |
| SOCIAL SECURITY | 258.61 |
| 720110 | 12.03 |
| EMPLOYEE INSURANCE | 12.03 |
| 720120 | 417.59 |
| RETIREMENT | 417.59 |
| 720140 | 29.13 |
| STATE UNEMPLOYMENT TAX | 29.13 |
| 740660 | 2,224.68 |
| EQUIPMENT RENTAL | 2,224.68 |
| 5103 | 5,683.61 |
| PRE-TRIAL DIVERSION | 5,683.61 |
| 710110 | 4,738.54 |
| SALARY/REGULAR | 4,738.54 |
| 720100 | 362.49 |
| SOCIAL SECURITY | 362.49 |
| 720120 | 582.27 |
| RETIREMENT | 582.27 |
| 720140 | 0.31 |
| STATE UNEMPLOYMENT TAX | 0.31 |
| 206 | 574,372.85 |
| COUNTY CLERK RECORDS MGMT & PRESERVATION | 574,372.85 |
| 1206 | - |
| COUNTY CLERK RECORDS MANAGEMENT/PRESERVATION | - |

| | |
|--|------------|
| 730100 | - |
| OFFICE SUPPLIES | - |
| 2300 | 396,130.71 |
| COUNTY CLERK | 396,130.71 |
| 720100 | 64.36 |
| SOCIAL SECURITY | 64.36 |
| 720110 | 2,096.20 |
| EMPLOYEE INSURANCE | 2,096.20 |
| 720120 | 106.51 |
| RETIREMENT | 106.51 |
| 720140 | 1.19 |
| STATE UNEMPLOYMENT TAX | 1.19 |
| 730100 | 3,989.49 |
| OFFICE SUPPLIES | 3,989.49 |
| 740110 | 100,005.50 |
| IT SOFTWARE MAINTENANCE | 100,005.50 |
| 740504 | 285.00 |
| ONLINE SERVICES | 285.00 |
| 740510 | 575.00 |
| PROFESSIONAL DEVELOPMENT | 575.00 |
| 740512 | 24,993.37 |
| PROFESSIONAL SERVICES | 24,993.37 |
| 740530 | 531.86 |
| MOBILE PHONE AND DATA | 531.86 |
| 740540 | 1,088.58 |
| TRAVEL EXPENSE | 1,088.58 |
| 740656 | 6,615.63 |
| RENT AND LEASES | 6,615.63 |
| 740680 | 50.00 |
| MEMBERSHIP/ASSOCIATION DUES | 50.00 |
| 750300 | 255,728.02 |
| CAPITAL OUTLAY-BUILDING | 255,728.02 |
| 2303 | 178,242.14 |
| COUNTY CLERK-RECORDS MANAGEMENT/PRESERVATION | 178,242.14 |
| 710110 | 123,768.62 |
| SALARY/REGULAR | 123,768.62 |
| 720100 | 9,263.82 |
| SOCIAL SECURITY | 9,263.82 |
| 720110 | 29,719.64 |
| EMPLOYEE INSURANCE | 29,719.64 |
| 720120 | 15,374.84 |
| RETIREMENT | 15,374.84 |
| 720140 | 115.22 |
| STATE UNEMPLOYMENT TAX | 115.22 |
| 207 | - |
| COUNTY RECORDS MANAGEMENT | - |
| 6404 | - |
| WARRANTS | - |
| 710110 | - |
| SALARY/REGULAR | - |
| 710130 | - |
| SALARY/OVERTIME | - |
| 710150 | - |
| SALARY/SPECIAL PAY | - |
| 720100 | - |

| | |
|---|-------------------|
| SOCIAL SECURITY | - |
| 720110 | - |
| EMPLOYEE INSURANCE | - |
| 720120 | - |
| RETIREMENT | - |
| 720140 | - |
| STATE UNEMPLOYMENT TAX | - |
| 208 | 1,247.96 |
| DISTRICT CLERK RECORDS MGMT & PRESERVATION | 1,247.96 |
| 2700 | 1,247.96 |
| DISTRICT CLERK | 1,247.96 |
| 730100 | 69.96 |
| OFFICE SUPPLIES | 69.96 |
| 740640 | 1,178.00 |
| CONTRACT SERVICES | 1,178.00 |
| 211 | 15,537.51 |
| COUNTY AND DISTRICT COURT TECHNOLOGY | 15,537.51 |
| 8107 | 15,537.51 |
| COURT TECHNOLOGY COUNTY/DISTRICT | 15,537.51 |
| 730100 | 10,372.07 |
| OFFICE SUPPLIES | 10,372.07 |
| 730380 | 3,673.92 |
| AUDIO/VISUAL SUPPLIES | 3,673.92 |
| 740530 | 1,476.32 |
| MOBILE PHONE AND DATA | 1,476.32 |
| 740640 | 15.20 |
| CONTRACT SERVICES | 15.20 |
| 212 | 83,590.28 |
| COURT GUARDIANSHIP | 83,590.28 |
| 8105 | 83,590.28 |
| COURT GUARDIANSHIP | 83,590.28 |
| 740290 | 4,620.13 |
| OTHER LITIGATION-APPOINTED ATTORNEY | 4,620.13 |
| 740310 | 78,732.85 |
| APPOINTED ATTORNEY-CIVIL | 78,732.85 |
| 740540 | 237.30 |
| TRAVEL EXPENSE | 237.30 |
| 213 | 28,217.07 |
| COURT REPORTER SERVICE | 28,217.07 |
| 8106 | 28,217.07 |
| COURT REPORTER | 28,217.07 |
| 730100 | 1,791.24 |
| OFFICE SUPPLIES | 1,791.24 |
| 740484 | 473.33 |
| COURT REPORTER TRANSCRIPT | 473.33 |
| 740510 | 699.00 |
| PROFESSIONAL DEVELOPMENT | 699.00 |
| 740512 | 23,602.30 |
| PROFESSIONAL SERVICES | 23,602.30 |
| 740540 | 601.48 |
| TRAVEL EXPENSE | 601.48 |
| 740640 | 1,049.72 |
| CONTRACT SERVICES | 1,049.72 |
| 214 | 170,423.37 |
| COURTHOUSE SECURITY - COUNTY/DISTRICT COURT | 170,423.37 |

| | |
|-----------------------------|------------|
| 6101 | 170,423.37 |
| SHERIFF COURTHOUSE SECURITY | 170,423.37 |
| 710110 | - |
| SALARY/REGULAR | - |
| 710130 | - |
| SALARY/OVERTIME | - |
| 720100 | - |
| SOCIAL SECURITY | - |
| 720110 | - |
| EMPLOYEE INSURANCE | - |
| 720120 | - |
| RETIREMENT | - |
| 740512 | 163,634.20 |
| PROFESSIONAL SERVICES | 163,634.20 |
| 740530 | 6,789.17 |
| MOBILE PHONE AND DATA | 6,789.17 |
| 215 | 48,107.17 |
| COURTHOUSE SECURITY - JP | 48,107.17 |
| 8590 | 48,107.17 |
| JP JUSTICE COURT SECURITY | 48,107.17 |
| 710110 | 35,167.44 |
| SALARY/REGULAR | 35,167.44 |
| 720100 | 2,689.27 |
| SOCIAL SECURITY | 2,689.27 |
| 720110 | 5,863.36 |
| EMPLOYEE INSURANCE | 5,863.36 |
| 720120 | 4,376.20 |
| RETIREMENT | 4,376.20 |
| 720140 | 10.90 |
| STATE UNEMPLOYMENT TAX | 10.90 |
| 216 | 125,191.46 |
| JUSTICE COURT TECHNOLOGY | 125,191.46 |
| 8591 | 125,191.46 |
| JP JUSTICE COURT TECHNOLOGY | 125,191.46 |
| 730100 | 37,032.89 |
| OFFICE SUPPLIES | 37,032.89 |
| 730320 | 6,294.03 |
| IT HARDWARE | 6,294.03 |
| 730380 | 68,919.54 |
| AUDIO/VISUAL SUPPLIES | 68,919.54 |
| 740510 | 6,725.00 |
| PROFESSIONAL DEVELOPMENT | 6,725.00 |
| 740512 | 479.54 |
| PROFESSIONAL SERVICES | 479.54 |
| 740530 | 1,703.03 |
| MOBILE PHONE AND DATA | 1,703.03 |
| 740540 | 2,378.50 |
| TRAVEL EXPENSE | 2,378.50 |
| 740640 | 1,658.93 |
| CONTRACT SERVICES | 1,658.93 |
| 217 | 179,300.24 |
| JUVENILE CASE MANAGER | 179,300.24 |
| 8592 | 179,300.24 |
| JP JUVENILE CASE MANAGER | 179,300.24 |
| 710110 | 116,309.72 |

| | |
|--------------------------------|-------------------|
| SALARY/REGULAR | 116,309.72 |
| 710130 | 79.35 |
| SALARY/OVERTIME | 79.35 |
| 720100 | 8,641.08 |
| SOCIAL SECURITY | 8,641.08 |
| 720110 | 39,761.20 |
| EMPLOYEE INSURANCE | 39,761.20 |
| 720120 | 14,461.38 |
| RETIREMENT | 14,461.38 |
| 720140 | 47.51 |
| STATE UNEMPLOYMENT TAX | 47.51 |
| 218 | 2,399.80 |
| CC VITAL RECORDS PRESERVATION | 2,399.80 |
| 2300 | 2,399.80 |
| COUNTY CLERK | 2,399.80 |
| 730100 | 2,360.75 |
| OFFICE SUPPLIES | 2,360.75 |
| 740512 | 39.05 |
| PROFESSIONAL SERVICES | 39.05 |
| 219 | 480,972.83 |
| CONTRACT ELECTION SERVICE | 480,972.83 |
| 2502 | 84,284.53 |
| CONTRACT ELECTION DIRECT PAID | 84,284.53 |
| 710120 | 69,800.03 |
| SALARY/OTHER | 69,800.03 |
| 730100 | 333.29 |
| OFFICE SUPPLIES | 333.29 |
| 730140 | 115.38 |
| JANITOR SUPPLIES | 115.38 |
| 740440 | 1,675.00 |
| CONCRETE/CURB REPAIR | 1,675.00 |
| 740680 | 200.00 |
| MEMBERSHIP/ASSOCIATION DUES | 200.00 |
| 730101 | 12,160.83 |
| FOOD SUPPLIES | 12,160.83 |
| 2503 | 396,688.30 |
| CONTRACT ELECTION MOCO PAYABLE | 396,688.30 |
| 710110 | 164,604.28 |
| SALARY/REGULAR | 164,604.28 |
| 710130 | 18,232.37 |
| SALARY/OVERTIME | 18,232.37 |
| 720100 | 13,619.71 |
| SOCIAL SECURITY | 13,619.71 |
| 720110 | 59,689.89 |
| EMPLOYEE INSURANCE | 59,689.89 |
| 720120 | 22,405.49 |
| RETIREMENT | 22,405.49 |
| 720140 | (299.32) |
| STATE UNEMPLOYMENT TAX | (299.32) |
| 730100 | 12,436.88 |
| OFFICE SUPPLIES | 12,436.88 |
| 730110 | 36.40 |
| POSTAGE | 36.40 |
| 740512 | 102,192.04 |
| PROFESSIONAL SERVICES | 102,192.04 |

| | |
|-----------------------------------|----------------------|
| 740530 | 2,154.06 |
| MOBILE PHONE AND DATA | 2,154.06 |
| 740570 | 151.50 |
| ADVERTISING | 151.50 |
| 740654 | 1,000.00 |
| COMMUNITY BUILDING/VOTING BOX | 1,000.00 |
| 740660 | 420.00 |
| EQUIPMENT RENTAL | 420.00 |
| 740680 | 45.00 |
| MEMBERSHIP/ASSOCIATION DUES | 45.00 |
| 220 | 28,136,806.64 |
| GRANTS | 28,136,806.64 |
| 2600 | 284,510.00 |
| INFORMATION TECHNOLOGY | 284,510.00 |
| 730320 | 29,480.00 |
| IT HARDWARE | 29,480.00 |
| 740628 | 255,030.00 |
| TELEPHONE-FIBER OPTIC-RESTRICTED | 255,030.00 |
| 2800 | 7,913,272.86 |
| COUNTY ATTORNEY | 7,913,272.86 |
| 740512 | 7,826,272.09 |
| PROFESSIONAL SERVICES | 7,826,272.09 |
| 740530 | 3,632.16 |
| MOBILE PHONE AND DATA | 3,632.16 |
| 750300 | 84,118.61 |
| CAPITAL OUTLAY-BUILDING | 84,118.61 |
| 790100 | (750.00) |
| REIMBURSEMENTS CLEARING | (750.00) |
| 3200 | 802,629.39 |
| OTHER | 802,629.39 |
| 740640 | 802,629.39 |
| CONTRACT SERVICES | 802,629.39 |
| 3210 | 83,881.36 |
| NON-DEPARTMENTAL | 83,881.36 |
| 740220 | 83,881.36 |
| LEGAL/LITIGATION COSTS | 83,881.36 |
| 4100 | 77,742.38 |
| ANIMAL SERVICES | 77,742.38 |
| 730100 | 10,804.48 |
| OFFICE SUPPLIES | 10,804.48 |
| 730390 | 51,302.90 |
| MEDICAL SUPPLIES | 51,302.90 |
| 750600 | 15,635.00 |
| CAPITAL OUTLAY-VEHICLES | 15,635.00 |
| 4300 | 2,800,410.43 |
| MCCD-COUNTY APPROPRIATIONS (CDBG) | 2,800,410.43 |
| 710100 | 174.16 |
| SALARY/OFFICIAL-DEPARTMENT HEAD | 174.16 |
| 710110 | 223,714.58 |
| SALARY/REGULAR | 223,714.58 |
| 710130 | - |
| SALARY/OVERTIME | - |
| 720100 | 16,888.26 |
| SOCIAL SECURITY | 16,888.26 |
| 720110 | 43,544.95 |

| | |
|--------------------------|--------------|
| EMPLOYEE INSURANCE | 43,544.95 |
| 720120 | 27,913.83 |
| RETIREMENT | 27,913.83 |
| 720140 | 630.44 |
| STATE UNEMPLOYMENT TAX | 630.44 |
| 730100 | 3,138.25 |
| OFFICE SUPPLIES | 3,138.25 |
| 730110 | 93.18 |
| POSTAGE | 93.18 |
| 730310 | 221.94 |
| UNIFORMS | 221.94 |
| 730320 | 411.00 |
| IT HARDWARE | 411.00 |
| 740510 | 100.00 |
| PROFESSIONAL DEVELOPMENT | 100.00 |
| 740512 | 474,138.54 |
| PROFESSIONAL SERVICES | 474,138.54 |
| 740530 | 1,606.03 |
| MOBILE PHONE AND DATA | 1,606.03 |
| 740540 | 4,773.04 |
| TRAVEL EXPENSE | 4,773.04 |
| 740570 | 2,084.60 |
| ADVERTISING | 2,084.60 |
| 740640 | 1,976,714.14 |
| CONTRACT SERVICES | 1,976,714.14 |
| 740656 | 3,824.16 |
| RENT AND LEASES | 3,824.16 |
| 740660 | 551.79 |
| EQUIPMENT RENTAL | 551.79 |
| 740750 | 17,574.00 |
| REMODEL | 17,574.00 |
| 740820 | 198.00 |
| DEMOLITION | 198.00 |
| 740940 | 1,915.54 |
| INSURANCE PREMIUMS | 1,915.54 |
| 750800 | 200.00 |
| MAJOR PROJECTS | 200.00 |
| 5000 | 45,017.61 |
| AIRPORT | 45,017.61 |
| 750800 | 45,017.61 |
| MAJOR PROJECTS | 45,017.61 |
| 5100 | 222,294.65 |
| DISTRICT ATTORNEY | 222,294.65 |
| 710110 | 97,620.39 |
| SALARY/REGULAR | 97,620.39 |
| 710130 | 43,828.75 |
| SALARY/OVERTIME | 43,828.75 |
| 710150 | 19,762.65 |
| SALARY/SPECIAL PAY | 19,762.65 |
| 720100 | 12,086.34 |
| SOCIAL SECURITY | 12,086.34 |
| 720110 | 16,491.28 |
| EMPLOYEE INSURANCE | 16,491.28 |
| 720120 | 20,072.36 |
| RETIREMENT | 20,072.36 |

| | |
|--|---------------|
| 720130 | 1,346.51 |
| WORKERS COMPENSATION | 1,346.51 |
| 720140 | 179.47 |
| STATE UNEMPLOYMENT TAX | 179.47 |
| 730100 | 991.90 |
| OFFICE SUPPLIES | 991.90 |
| 740640 | 9,915.00 |
| CONTRACT SERVICES | 9,915.00 |
| 5200 | 11,845,979.05 |
| OFFICE OF HOMELAND SECURITY & EMERGENCY MANAGEMENT | 11,845,979.05 |
| 710110 | 74,412.15 |
| SALARY/REGULAR | 74,412.15 |
| 710130 | 24,974.18 |
| SALARY/OVERTIME | 24,974.18 |
| 720100 | 7,243.02 |
| SOCIAL SECURITY | 7,243.02 |
| 720110 | 19,900.26 |
| EMPLOYEE INSURANCE | 19,900.26 |
| 720120 | 12,356.29 |
| RETIREMENT | 12,356.29 |
| 720130 | 376.53 |
| WORKERS COMPENSATION | 376.53 |
| 720140 | (68.91) |
| STATE UNEMPLOYMENT TAX | (68.91) |
| 730100 | 20,818.11 |
| OFFICE SUPPLIES | 20,818.11 |
| 730250 | 158.40 |
| SHOP SUPPLIES | 158.40 |
| 730270 | 278,234.15 |
| LAW ENFORCEMENT SPECIFIC SUPPLIES | 278,234.15 |
| 730300 | 1,405.20 |
| COMMUNITY AWARENESS SUPPLIES | 1,405.20 |
| 730330 | 57,264.00 |
| IT SOFTWARE | 57,264.00 |
| 730390 | 133,765.76 |
| MEDICAL SUPPLIES | 133,765.76 |
| 740512 | 769,796.31 |
| PROFESSIONAL SERVICES | 769,796.31 |
| 740530 | 7,242.84 |
| MOBILE PHONE AND DATA | 7,242.84 |
| 740540 | 302.59 |
| TRAVEL EXPENSE | 302.59 |
| 740640 | 3,433,567.78 |
| CONTRACT SERVICES | 3,433,567.78 |
| 740656 | 89,830.34 |
| RENT AND LEASES | 89,830.34 |
| 740660 | 16,476.20 |
| EQUIPMENT RENTAL | 16,476.20 |
| 740710 | 36,008.25 |
| ADMINISTRATIVE CHARGES | 36,008.25 |
| 740820 | 337,789.21 |
| DEMOLITION | 337,789.21 |
| 740970 | 775.51 |
| FREIGHT AND HANDLING | 775.51 |
| 750300 | 5,975,946.08 |

| | |
|---|--------------|
| CAPITAL OUTLAY-BUILDING | 5,975,946.08 |
| 750400 | 467,364.80 |
| CAPITAL OUTLAY-FURNITURE FIXTURES AND EQUIPMENT | 467,364.80 |
| 750600 | 79,940.00 |
| CAPITAL OUTLAY-VEHICLES | 79,940.00 |
| 790900 | 100.00 |
| CARRYOVER FROM PREVIOUS YEAR | 100.00 |
| 5400 | 891,493.14 |
| JUVENILE PROBATION-ADMINISTRATIVE | 891,493.14 |
| 710110 | 418,100.07 |
| SALARY/REGULAR | 418,100.07 |
| 710130 | 9,750.14 |
| SALARY/OVERTIME | 9,750.14 |
| 720100 | 31,694.17 |
| SOCIAL SECURITY | 31,694.17 |
| 720110 | 120,210.76 |
| EMPLOYEE INSURANCE | 120,210.76 |
| 720120 | 53,100.88 |
| RETIREMENT | 53,100.88 |
| 720140 | 25.11 |
| STATE UNEMPLOYMENT TAX | 25.11 |
| 730100 | 10,992.84 |
| OFFICE SUPPLIES | 10,992.84 |
| 730240 | 2,599.30 |
| FUEL - RESTRICTED | 2,599.30 |
| 730260 | 51.85 |
| VEHICLE SUPPLIES | 51.85 |
| 730390 | 4,802.95 |
| MEDICAL SUPPLIES | 4,802.95 |
| 740510 | 4,423.30 |
| PROFESSIONAL DEVELOPMENT | 4,423.30 |
| 740512 | 20,810.00 |
| PROFESSIONAL SERVICES | 20,810.00 |
| 740516 | 17,774.50 |
| PROFESSIONAL SERVICES-URINALYSIS | 17,774.50 |
| 740518 | 6,150.00 |
| PROFESSIONAL SERVICES-POLYGRAPH | 6,150.00 |
| 740530 | 3,825.09 |
| MOBILE PHONE AND DATA | 3,825.09 |
| 740540 | 5,647.74 |
| TRAVEL EXPENSE | 5,647.74 |
| 740790 | 12,493.78 |
| ELECTRONIC MONITORING | 12,493.78 |
| 740800 | 37,573.70 |
| PURCHASED RESIDENTIAL SERVICE-INTERNAL CONT | 37,573.70 |
| 740810 | 131,466.96 |
| PURCHASED RESIDENTIAL SERVICE-EXTERNAL CONT | 131,466.96 |
| 5401 | 199,687.95 |
| JUVENILE PROBATION-DETENTION | 199,687.95 |
| 730100 | 1,135.62 |
| OFFICE SUPPLIES | 1,135.62 |
| 730310 | 2,100.20 |
| UNIFORMS | 2,100.20 |
| 740512 | 116,426.81 |
| PROFESSIONAL SERVICES | 116,426.81 |

| | |
|-----------------------------------|-----------|
| 740694 | 35,635.32 |
| FOOD SERVICE | 35,635.32 |
| 790900 | 44,390.00 |
| CARRYOVER FROM PREVIOUS YEAR | 44,390.00 |
| 6000 | 21,384.62 |
| SHERIFF | 21,384.62 |
| 710110 | 382.34 |
| SALARY/REGULAR | 382.34 |
| 710130 | 14,912.87 |
| SALARY/OVERTIME | 14,912.87 |
| 720100 | 1,150.83 |
| SOCIAL SECURITY | 1,150.83 |
| 720120 | 1,917.94 |
| RETIREMENT | 1,917.94 |
| 720140 | - |
| STATE UNEMPLOYMENT TAX | - |
| 730140 | 1,537.29 |
| JANITOR SUPPLIES | 1,537.29 |
| 730390 | 1,483.35 |
| MEDICAL SUPPLIES | 1,483.35 |
| 6200 | 42,857.03 |
| SHERIFF CID | 42,857.03 |
| 710110 | 27,269.52 |
| SALARY/REGULAR | 27,269.52 |
| 710130 | 153.06 |
| SALARY/OVERTIME | 153.06 |
| 720100 | 2,041.66 |
| SOCIAL SECURITY | 2,041.66 |
| 720110 | 7,244.47 |
| EMPLOYEE INSURANCE | 7,244.47 |
| 720120 | 3,402.90 |
| RETIREMENT | 3,402.90 |
| 720130 | 57.83 |
| WORKERS COMPENSATION | 57.83 |
| 720140 | 9.87 |
| STATE UNEMPLOYMENT TAX | 9.87 |
| 730100 | 2,677.72 |
| OFFICE SUPPLIES | 2,677.72 |
| 6202 | 62,724.30 |
| SHERIFF ORGANIZED CRIME | 62,724.30 |
| 710110 | 266.19 |
| SALARY/REGULAR | 266.19 |
| 710130 | 38,717.76 |
| SALARY/OVERTIME | 38,717.76 |
| 720100 | 2,802.53 |
| SOCIAL SECURITY | 2,802.53 |
| 720110 | (139.25) |
| EMPLOYEE INSURANCE | (139.25) |
| 720120 | 4,866.99 |
| RETIREMENT | 4,866.99 |
| 730100 | 1,050.48 |
| OFFICE SUPPLIES | 1,050.48 |
| 730270 | 1,115.86 |
| LAW ENFORCEMENT SPECIFIC SUPPLIES | 1,115.86 |
| 740530 | - |

| | |
|-----------------------------------|-------------------|
| MOBILE PHONE AND DATA | - |
| 740540 | 1,060.74 |
| TRAVEL EXPENSE | 1,060.74 |
| 740656 | 2,969.00 |
| RENT AND LEASES | 2,969.00 |
| 740660 | 10,014.00 |
| EQUIPMENT RENTAL | 10,014.00 |
| 6300 | 48,620.04 |
| SHERIFF PATROL | 48,620.04 |
| 710110 | 191.22 |
| SALARY/REGULAR | 191.22 |
| 710130 | 37,920.87 |
| SALARY/OVERTIME | 37,920.87 |
| 720100 | 2,879.97 |
| SOCIAL SECURITY | 2,879.97 |
| 720120 | 4,746.83 |
| RETIREMENT | 4,746.83 |
| 720130 | 843.77 |
| WORKERS COMPENSATION | 843.77 |
| 720140 | - |
| STATE UNEMPLOYMENT TAX | - |
| 730100 | 502.20 |
| OFFICE SUPPLIES | 502.20 |
| 730380 | 1,535.18 |
| AUDIO/VISUAL SUPPLIES | 1,535.18 |
| 6302 | 348,040.98 |
| SHERIFF PATROL WEST | 348,040.98 |
| 710110 | 149,426.33 |
| SALARY/REGULAR | 149,426.33 |
| 720100 | 11,230.48 |
| SOCIAL SECURITY | 11,230.48 |
| 720110 | 24,607.53 |
| EMPLOYEE INSURANCE | 24,607.53 |
| 720120 | 18,694.36 |
| RETIREMENT | 18,694.36 |
| 720130 | 2,183.79 |
| WORKERS COMPENSATION | 2,183.79 |
| 720140 | 2.06 |
| STATE UNEMPLOYMENT TAX | 2.06 |
| 730100 | 1,232.41 |
| OFFICE SUPPLIES | 1,232.41 |
| 730270 | 3,612.00 |
| LAW ENFORCEMENT SPECIFIC SUPPLIES | 3,612.00 |
| 740140 | 17,403.99 |
| VEHICLE MAINTENANCE - RESTRICTED | 17,403.99 |
| 740530 | 2,538.22 |
| MOBILE PHONE AND DATA | 2,538.22 |
| 740540 | 2,674.04 |
| TRAVEL EXPENSE | 2,674.04 |
| 740620 | 3,114.22 |
| ELECTRICITY - RESTRICTED | 3,114.22 |
| 740624 | 285.00 |
| WATER AND SEWER - RESTRICTED | 285.00 |
| 740640 | 108,966.55 |
| CONTRACT SERVICES | 108,966.55 |

| | |
|---|------------|
| 740660 | 2,070.00 |
| EQUIPMENT RENTAL | 2,070.00 |
| 6401 | 33,217.00 |
| SHERIFF DISPATCH | 33,217.00 |
| 730380 | 33,217.00 |
| AUDIO/VISUAL SUPPLIES | 33,217.00 |
| 6500 | 50,901.29 |
| SHERIFF ADMINISTRATIVE | 50,901.29 |
| 710110 | 34,865.92 |
| SALARY/REGULAR | 34,865.92 |
| 710130 | 464.35 |
| SALARY/OVERTIME | 464.35 |
| 720100 | 2,682.61 |
| SOCIAL SECURITY | 2,682.61 |
| 720110 | 7,339.15 |
| EMPLOYEE INSURANCE | 7,339.15 |
| 720120 | 4,389.68 |
| RETIREMENT | 4,389.68 |
| 720130 | 0.58 |
| WORKERS COMPENSATION | 0.58 |
| 720140 | 9.00 |
| STATE UNEMPLOYMENT TAX | 9.00 |
| 740512 | 1,150.00 |
| PROFESSIONAL SERVICES | 1,150.00 |
| 6601 | 243,842.65 |
| SHERIFF JAIL | 243,842.65 |
| 740750 | 243,842.65 |
| REMODEL | 243,842.65 |
| 7100 | 992,116.26 |
| CONSTABLE PRECINCT 1 | 992,116.26 |
| 710110 | 313,023.46 |
| SALARY/REGULAR | 313,023.46 |
| 710130 | 24,533.01 |
| SALARY/OVERTIME | 24,533.01 |
| 710140 | 36.92 |
| SALARY/CELL PHONE ALLOWANCE | 36.92 |
| 720100 | 25,083.09 |
| SOCIAL SECURITY | 25,083.09 |
| 720110 | 56,324.92 |
| EMPLOYEE INSURANCE | 56,324.92 |
| 720120 | 41,970.33 |
| RETIREMENT | 41,970.33 |
| 720140 | 1,149.68 |
| STATE UNEMPLOYMENT TAX | 1,149.68 |
| 730270 | 38,973.75 |
| LAW ENFORCEMENT SPECIFIC SUPPLIES | 38,973.75 |
| 730310 | 105.00 |
| UNIFORMS | 105.00 |
| 730320 | 2,500.00 |
| IT HARDWARE | 2,500.00 |
| 750400 | 211,511.70 |
| CAPITAL OUTLAY-FURNITURE FIXTURES AND EQUIPMENT | 211,511.70 |
| 750600 | 276,904.40 |
| CAPITAL OUTLAY-VEHICLES | 276,904.40 |
| 7200 | 16,354.48 |

| | |
|-----------------------------------|--------------|
| CONSTABLE PRECINCT 2 | 16,354.48 |
| 710130 | 14,758.78 |
| SALARY/OVERTIME | 14,758.78 |
| 720100 | 579.83 |
| SOCIAL SECURITY | 579.83 |
| 720120 | 969.59 |
| RETIREMENT | 969.59 |
| 720130 | 46.28 |
| WORKERS COMPENSATION | 46.28 |
| 7300 | 1,438.06 |
| CONSTABLE PRECINCT 3 | 1,438.06 |
| 710130 | 1,070.97 |
| SALARY/OVERTIME | 1,070.97 |
| 720100 | 84.74 |
| SOCIAL SECURITY | 84.74 |
| 720110 | 150.94 |
| EMPLOYEE INSURANCE | 150.94 |
| 720120 | 131.41 |
| RETIREMENT | 131.41 |
| 7500 | 3,135.21 |
| CONSTABLE PRECINCT 5 | 3,135.21 |
| 730270 | 3,091.21 |
| LAW ENFORCEMENT SPECIFIC SUPPLIES | 3,091.21 |
| 740510 | 44.00 |
| PROFESSIONAL DEVELOPMENT | 44.00 |
| 8340 | 102,085.90 |
| 359TH DISTRICT COURT | 102,085.90 |
| 710110 | 33,806.01 |
| SALARY/REGULAR | 33,806.01 |
| 720100 | 2,362.40 |
| SOCIAL SECURITY | 2,362.40 |
| 720110 | 7,953.96 |
| EMPLOYEE INSURANCE | 7,953.96 |
| 720120 | 4,199.79 |
| RETIREMENT | 4,199.79 |
| 720140 | 9.00 |
| STATE UNEMPLOYMENT TAX | 9.00 |
| 730100 | 1,756.77 |
| OFFICE SUPPLIES | 1,756.77 |
| 740512 | 47,441.05 |
| PROFESSIONAL SERVICES | 47,441.05 |
| 740516 | 2,932.00 |
| PROFESSIONAL SERVICES-URINALYSIS | 2,932.00 |
| 740540 | 1,624.92 |
| TRAVEL EXPENSE | 1,624.92 |
| 9400 | 1,003,170.00 |
| COMMISSIONER PRECINCT 4 | 1,003,170.00 |
| 750800 | 1,003,170.00 |
| MAJOR PROJECTS | 1,003,170.00 |
| 221 | 28,243.72 |
| HAVA | 28,243.72 |
| 2500 | 28,243.72 |
| ELECTIONS ADMINISTRATOR | 28,243.72 |
| 740660 | 575.11 |
| EQUIPMENT RENTAL | 575.11 |

| | |
|---|-----------------|
| 750400 | 27,668.61 |
| CAPITAL OUTLAY-FURNITURE FIXTURES AND EQUIPMENT | 27,668.61 |
| 300 | 32,404,876.24 |
| DEBT SERVICE | 32,404,876.24 |
| 3290 | 32,404,876.24 |
| DEBT SERVICE | 32,404,876.24 |
| 780100 | 20,970,000.00 |
| PRINCIPAL RETIREMENT | 20,970,000.00 |
| 780200 | 11,340,134.26 |
| INTEREST AND FISCAL CHARGES | 11,340,134.26 |
| 780400 | 94,741.98 |
| ISSUANCE COSTS | 94,741.98 |
| 340 | (12,241,780.24) |
| GASB 34 CONVERSION | (12,241,780.24) |
| 1340 | (12,241,780.24) |
| GASB 34 CONVERSION | (12,241,780.24) |
| 740750 | (2,732.22) |
| REMODEL | (2,732.22) |
| 750200 | (1,328,263.81) |
| CAPITAL OUTLAY-LAND | (1,328,263.81) |
| 750300 | (262,719.24) |
| CAPITAL OUTLAY-BUILDING | (262,719.24) |
| 750400 | (804,904.98) |
| CAPITAL OUTLAY-FURNITURE FIXTURES AND EQUIPMENT | (804,904.98) |
| 750500 | (171,000.00) |
| CAPITAL OUTLAY-INTANGIBLES | (171,000.00) |
| 750600 | (1,240,414.22) |
| CAPITAL OUTLAY-VEHICLES | (1,240,414.22) |
| 750700 | (116,288.74) |
| CAPITAL OUTLAY-BOOKS | (116,288.74) |
| 750800 | (8,315,457.03) |
| MAJOR PROJECTS | (8,315,457.03) |
| 400 | 11,760,436.18 |
| LOCAL CAPITAL PROJECTS | 11,760,436.18 |
| 1400 | 11,095,060.23 |
| LOCAL CAPITAL PROJECTS | 11,095,060.23 |
| 730100 | 174,906.23 |
| OFFICE SUPPLIES | 174,906.23 |
| 740110 | 363,949.31 |
| IT SOFTWARE MAINTENANCE | 363,949.31 |
| 740512 | 1,108,786.52 |
| PROFESSIONAL SERVICES | 1,108,786.52 |
| 740656 | 144,125.44 |
| RENT AND LEASES | 144,125.44 |
| 740660 | 76,992.00 |
| EQUIPMENT RENTAL | 76,992.00 |
| 740662 | 2,026,442.00 |
| LEASE TO PURCHASE | 2,026,442.00 |
| 750400 | 323,978.58 |
| CAPITAL OUTLAY-FURNITURE FIXTURES AND EQUIPMENT | 323,978.58 |
| 750500 | 291,000.00 |
| CAPITAL OUTLAY-INTANGIBLES | 291,000.00 |
| 750600 | 401,219.40 |
| CAPITAL OUTLAY-VEHICLES | 401,219.40 |
| 750700 | 115,182.44 |

| | |
|-----------------------------|--------------|
| CAPITAL OUTLAY-BOOKS | 115,182.44 |
| 750800 | 6,068,478.31 |
| MAJOR PROJECTS | 6,068,478.31 |
| 2600 | 98,902.68 |
| INFORMATION TECHNOLOGY | 98,902.68 |
| 750800 | 98,902.68 |
| MAJOR PROJECTS | 98,902.68 |
| 4500 | 66,919.28 |
| MEMORIAL LIBRARY | 66,919.28 |
| 750700 | 66,919.28 |
| CAPITAL OUTLAY-BOOKS | 66,919.28 |
| 9100 | 307,556.11 |
| COMMISSIONER PRECINCT 1 | 307,556.11 |
| 750800 | 307,556.11 |
| MAJOR PROJECTS | 307,556.11 |
| 9300 | 150,522.73 |
| COMMISSIONER PRECINCT 3 | 150,522.73 |
| 750800 | 150,522.73 |
| MAJOR PROJECTS | 150,522.73 |
| 9400 | 41,475.15 |
| COMMISSIONER PRECINCT 4 | 41,475.15 |
| 750800 | 41,475.15 |
| MAJOR PROJECTS | 41,475.15 |
| 403 | 385,640.43 |
| C/P PASS THRU TOLL PROJECTS | 385,640.43 |
| 1903 | 385,640.43 |
| CAPITAL ROAD PROJECTS | 385,640.43 |
| 750800 | 385,640.43 |
| MAJOR PROJECTS | 385,640.43 |
| 404 | 23,818.23 |
| C/P ROAD BONDS 2016 | 23,818.23 |
| 1903 | 16,020.65 |
| CAPITAL ROAD PROJECTS | 16,020.65 |
| 750800 | 16,020.65 |
| MAJOR PROJECTS | 16,020.65 |
| 9400 | 7,797.58 |
| COMMISSIONER PRECINCT 4 | 7,797.58 |
| 740512 | 7,797.58 |
| PROFESSIONAL SERVICES | 7,797.58 |
| 405 | 312,988.40 |
| C/P ROAD BONDS 2016A | 312,988.40 |
| 1903 | 310,344.76 |
| CAPITAL ROAD PROJECTS | 310,344.76 |
| 750800 | 310,344.76 |
| MAJOR PROJECTS | 310,344.76 |
| 9100 | 410.64 |
| COMMISSIONER PRECINCT 1 | 410.64 |
| 740512 | 410.64 |
| PROFESSIONAL SERVICES | 410.64 |
| 9400 | 2,233.00 |
| COMMISSIONER PRECINCT 4 | 2,233.00 |
| 740730 | 2,233.00 |
| ACQUISITION COSTS | 2,233.00 |
| 406 | 4,705,525.28 |
| C/P ROAD BONDS 2018 | 4,705,525.28 |

| | |
|------------------------------|----------------|
| 1903 | 471,188.14 |
| CAPITAL ROAD PROJECTS | 471,188.14 |
| 750800 | 471,188.14 |
| MAJOR PROJECTS | 471,188.14 |
| 9100 | 646,167.53 |
| COMMISSIONER PRECINCT 1 | 646,167.53 |
| 740512 | 646,167.53 |
| PROFESSIONAL SERVICES | 646,167.53 |
| 9200 | 22,065.00 |
| COMMISSIONER PRECINCT 2 | 22,065.00 |
| 740512 | 22,065.00 |
| PROFESSIONAL SERVICES | 22,065.00 |
| 9300 | 1,191,781.86 |
| COMMISSIONER PRECINCT 3 | 1,191,781.86 |
| 750800 | 1,191,781.86 |
| MAJOR PROJECTS | 1,191,781.86 |
| 9400 | 2,374,322.75 |
| COMMISSIONER PRECINCT 4 | 2,374,322.75 |
| 730190 | 1,119,415.57 |
| ROAD MATERIALS | 1,119,415.57 |
| 740512 | 50,240.80 |
| PROFESSIONAL SERVICES | 50,240.80 |
| 750200 | 1,148,983.73 |
| CAPITAL OUTLAY-LAND | 1,148,983.73 |
| 750800 | 50,122.65 |
| MAJOR PROJECTS | 50,122.65 |
| 790900 | (100.00) |
| CARRYOVER FROM PREVIOUS YEAR | (100.00) |
| 740730 | 5,660.00 |
| ACQUISITION COSTS | 5,660.00 |
| 407 | 4,233,816.57 |
| C/P ROAD BONDS 2018B | 4,233,816.57 |
| 1903 | 189,017.15 |
| CAPITAL ROAD PROJECTS | 189,017.15 |
| 750800 | 189,017.15 |
| MAJOR PROJECTS | 189,017.15 |
| 9100 | (396,772.51) |
| COMMISSIONER PRECINCT 1 | (396,772.51) |
| 740512 | 1,023,529.66 |
| PROFESSIONAL SERVICES | 1,023,529.66 |
| 750200 | 6,642.00 |
| CAPITAL OUTLAY-LAND | 6,642.00 |
| 750800 | (1,426,944.17) |
| MAJOR PROJECTS | (1,426,944.17) |
| 9200 | 217,483.10 |
| COMMISSIONER PRECINCT 2 | 217,483.10 |
| 730190 | 99,810.09 |
| ROAD MATERIALS | 99,810.09 |
| 740512 | 89,847.73 |
| PROFESSIONAL SERVICES | 89,847.73 |
| 750800 | 27,825.28 |
| MAJOR PROJECTS | 27,825.28 |
| 9300 | 502,142.87 |
| COMMISSIONER PRECINCT 3 | 502,142.87 |
| 750800 | 502,142.87 |

| | |
|--|---------------|
| MAJOR PROJECTS | 502,142.87 |
| 9400 | 3,721,945.96 |
| COMMISSIONER PRECINCT 4 | 3,721,945.96 |
| 730190 | 1,786,092.29 |
| ROAD MATERIALS | 1,786,092.29 |
| 740484 | 125.00 |
| COURT REPORTER TRANSCRIPT | 125.00 |
| 740512 | 62,424.32 |
| PROFESSIONAL SERVICES | 62,424.32 |
| 750200 | 852,965.59 |
| CAPITAL OUTLAY-LAND | 852,965.59 |
| 750800 | 1,016,973.76 |
| MAJOR PROJECTS | 1,016,973.76 |
| 740730 | 3,365.00 |
| ACQUISITION COSTS | 3,365.00 |
| 408 | 4,521,639.22 |
| C/P SHERIFF'S PROJECTS | 4,521,639.22 |
| 1408 | 4,282,230.22 |
| SHERIFF PROJECTS | 4,282,230.22 |
| 750200 | 2,199.43 |
| CAPITAL OUTLAY-LAND | 2,199.43 |
| 750800 | 4,280,030.79 |
| MAJOR PROJECTS | 4,280,030.79 |
| 6000 | 239,409.00 |
| SHERIFF | 239,409.00 |
| 750100 | 239,409.00 |
| CAPITAL OUTLAY-CAPITAL IMPROVEMENT PLAN | 239,409.00 |
| 500 | 18,258,826.57 |
| SELF INSURANCE | 18,258,826.57 |
| 2201 | 18,258,826.57 |
| SELF INSURANCE | 18,258,826.57 |
| 740120 | 11,960,255.86 |
| MEDICAL SERVICES | 11,960,255.86 |
| 740190 | 3,722,177.78 |
| RX CLAIMS | 3,722,177.78 |
| 740512 | 70,072.02 |
| PROFESSIONAL SERVICES | 70,072.02 |
| 740660 | 1,881.99 |
| EQUIPMENT RENTAL | 1,881.99 |
| 740710 | 459,607.03 |
| ADMINISTRATIVE CHARGES | 459,607.03 |
| 740740 | 8,724.45 |
| BANK SERVICE CHARGES | 8,724.45 |
| 740940 | 597,274.73 |
| INSURANCE PREMIUMS | 597,274.73 |
| 740960 | 108,688.80 |
| PRE-CERTIFICATION/ UTILITIZATION REVIEW FEES | 108,688.80 |
| 740962 | 33,430.04 |
| EMPLOYEE ASSISTANCE PROGRAM FEES | 33,430.04 |
| 740964 | 203,575.21 |
| PREFERRED PROVIDER ORGANIZATION FEES | 203,575.21 |
| 740968 | 1,093,138.66 |
| STOP LOSS PREMIUMS | 1,093,138.66 |
| 501 | 1,219,680.92 |
| WORKERS' COMPENSATION | 1,219,680.92 |

| | |
|-------------------------|--------------|
| 2203 | 1,219,680.92 |
| WORKERS COMPENSATION | 1,219,680.92 |
| 740120 | 903,341.87 |
| MEDICAL SERVICES | 903,341.87 |
| 740700 | 284,350.02 |
| INSURANCE/BOND PREMIUMS | 284,350.02 |
| 740710 | 31,989.03 |
| ADMINISTRATIVE CHARGES | 31,989.03 |
| 502 | 2,916,735.19 |
| PROPERTY/CASUALTY | 2,916,735.19 |
| 2202 | 2,916,735.19 |
| PROPERTY/CASUALTY | 2,916,735.19 |
| 740640 | 11,055.00 |
| CONTRACT SERVICES | 11,055.00 |
| 740700 | 47,964.00 |
| INSURANCE/BOND PREMIUMS | 47,964.00 |
| 740710 | 1,722,736.20 |
| ADMINISTRATIVE CHARGES | 1,722,736.20 |
| 740930 | 5,055.00 |
| DAMAGE REPAIRS | 5,055.00 |
| 740940 | 1,085,752.83 |
| INSURANCE PREMIUMS | 1,085,752.83 |
| 740950 | 2,840.00 |
| BONDS-NOTARIES | 2,840.00 |
| 740952 | 17,725.00 |
| BONDS-SURETY | 17,725.00 |
| 750600 | 23,607.16 |
| CAPITAL OUTLAY-VEHICLES | 23,607.16 |
| 1502 | - |
| PROPERTY/CASUALTY | - |
| 740640 | - |
| CONTRACT SERVICES | - |
| 999 | 291,683.94 |
| DEFAULT ZONE FUND | 291,683.94 |
| 1903 | 291,683.94 |
| CAPITAL ROAD PROJECTS | 291,683.94 |
| 730190 | 180,674.74 |
| ROAD MATERIALS | 180,674.74 |
| 740512 | 2,988.00 |
| PROFESSIONAL SERVICES | 2,988.00 |
| 750200 | 2,550.00 |
| CAPITAL OUTLAY-LAND | 2,550.00 |
| 750800 | 105,471.20 |
| MAJOR PROJECTS | 105,471.20 |
| (blank) | |
| (blank) | |
| (blank) | |
| (blank) | |
| (blank) | |
| (blank) | |
| 421 | 5,748.00 |
| ROAD BOND CLEARING | 5,748.00 |
| 1903 | 5,748.00 |
| CAPITAL ROAD PROJECTS | 5,748.00 |
| 750200 | 5,748.00 |

| | |
|---------------------|--------------|
| CAPITAL OUTLAY-LAND | 5,748.00 |
| 222 | 9,042,248.43 |
| JAIL PASS THRU | 9,042,248.43 |
| 6601 | 9,042,248.43 |
| SHERIFF JAIL | 9,042,248.43 |
| 740640 | 9,042,248.43 |
| CONTRACT SERVICES | 9,042,248.43 |



Montgomery County, Texas
Office of the County Auditor
501 North Thompson, Suite 205, Conroe, Texas 77301
P. O. Box 539, Conroe, Texas 77305

Rakesh Pandey, CPA
County Auditor

Angela H. Blocker
1st Assistant County Auditor

TO: Commissioners Court

FROM: Rakesh Pandey, County Auditor

DATE: May 24, 2022

RE: County Auditor's Report

The following reports "Report of Revenues" and "Report of Expenditures" are provided to the Commissioners Court in compliance with Local Government Code 114.024.

If you have any questions, please do not hesitate to contact me.

RP/ah

MONTGOMERY COUNTY, TEXAS

REPORT OF REVENUES

For Fiscal Year Ended September 30, 2022

May 17, 2022

| | Sum of NetTransactionAmount |
|--|-----------------------------|
| 100 | (234,848,620.62) |
| GENERAL OPERATIONS | (234,848,620.62) |
| 1100 | (202,574,906.00) |
| 400100 | (188,972,948.30) |
| CURRENT TAXES | (188,972,948.30) |
| 400110 | (842,382.10) |
| DELINQUENT TAXES | (842,382.10) |
| 400120 | (870,592.32) |
| PENALTY AND INTEREST | (870,592.32) |
| 400140 | (763,834.23) |
| OTHER TAXES | (763,834.23) |
| 410100 | (169,198.50) |
| TABC LICENSES | (169,198.50) |
| 410102 | (409,010.00) |
| HEALTH PERMITS | (409,010.00) |
| 430104 | (9,760.00) |
| COUNTY JUDGE FEES | (9,760.00) |
| 430106 | (152,404.29) |
| SHERIFF FEES | (152,404.29) |
| 430108 | (6,774.61) |
| COUNTY ATTORNEY FEES | (6,774.61) |
| 430110 | (2,731,542.42) |
| COUNTY CLERK FEES | (2,731,542.42) |
| 430118 | (461,935.14) |
| TPW SALES TAX COMMISSION | (461,935.14) |
| 430132 | (645,469.78) |
| DISTRICT CLERK FEES | (645,469.78) |
| 430134 | (2,077,262.46) |
| JUSTICE OF THE PEACE FEES | (2,077,262.46) |
| 430136 | (1,835.56) |
| TRUANCY PREVENTION AND DIVERSION CCP 102.015 | (1,835.56) |
| 430138 | (29,170.32) |
| CONSTABLE FEES | (29,170.32) |
| 430142 | (234,620.63) |
| CRIMINAL JUSTICE FEES | (234,620.63) |
| 430144 | (903.65) |
| CHILD SAFETY | (903.65) |
| 430148 | (3,000.00) |
| BAIL BOND ADMINISTRATION FEES | (3,000.00) |
| 430150 | (21,705.04) |
| TRAFFIC SAFETY FEES | (21,705.04) |
| 430152 | (63,788.43) |
| FAILURE TO APPEAR FEES | (63,788.43) |
| 430156 | - |
| LEOSE-ANNUAL ALLOCATION | - |
| 430158 | (4,725.00) |
| JUDICIAL EDUCATION | (4,725.00) |
| 430164 | (17,639.07) |

| | |
|---------------------------------------|----------------|
| HB530 DRUG COURT FEE-UNRESTRICTED | (17,639.07) |
| 430166 | (26,784.80) |
| CCP102.0178 DRUG COURT FEE-RESTRICTED | (26,784.80) |
| 430170 | (5,756.98) |
| HAZARDOUS WASTE MANAGEMENT FEE | (5,756.98) |
| 430174 | (291,666.69) |
| DETENTION ADMINISTRATION SERVICES | (291,666.69) |
| 430176 | (8,863.00) |
| PROBATION FEES | (8,863.00) |
| 430178 | (255.47) |
| COMMUNITY RESTITUTION FEES | (255.47) |
| 430212 | (40,325.14) |
| JURY FEES | (40,325.14) |
| 430216 | (44,688.00) |
| INMATE TELEPHONE FEE | (44,688.00) |
| 440100 | (1,242,829.91) |
| INTEREST-BANK | (1,242,829.91) |
| 440120 | (566,759.83) |
| INVESTMENT EARNINGS | (566,759.83) |
| 450100 | (1,594.03) |
| COMMISSIONS | (1,594.03) |
| 450200 | (19,800.00) |
| CONTRACT SERVICE REVENUE | (19,800.00) |
| 450210 | (110,953.10) |
| CONTRACT REIMBURSEMENT-ADMINISTRATION | (110,953.10) |
| 450300 | (4,310.79) |
| CONTRIBUTIONS | (4,310.79) |
| 450318 | (8,250.00) |
| RENTS/LEASES | (8,250.00) |
| 450320 | (147,063.20) |
| MISCELLANEOUS | (147,063.20) |
| 450326 | (1,205,196.82) |
| TEMPORARY SUSPENSE REVENUE | (1,205,196.82) |
| 450328 | (179,583.79) |
| SALE OF ASSETS | (179,583.79) |
| 460100 | (158,952.00) |
| COURT FINES | (158,952.00) |
| 410116 | (500.00) |
| RECYCLE CENTER PERMITS | (500.00) |
| 460110 | (16,120.60) |
| ESTRAY PROCEEDS | (16,120.60) |
| 450314 | (4,000.00) |
| LITIGATION SETTLEMENT | (4,000.00) |
| 430137 | (150.00) |
| TRUANCY COURT 65.107 | (150.00) |
| 2200 | - |
| 450328 | - |
| SALE OF ASSETS | - |
| 2500 | (8,131,117.14) |
| 480130 | (8,131,117.14) |
| CAPITAL LEASE FINANCING | (8,131,117.14) |
| 2800 | (13,360.00) |
| 420100 | (13,360.00) |
| FEDERAL GRANT REVENUE | (13,360.00) |

| | |
|----------------------------|----------------|
| 2801 | (70,357.18) |
| 420204 | (70,000.00) |
| STATE ALLOCATIONS | (70,000.00) |
| 440100 | (357.18) |
| INTEREST-BANK | (357.18) |
| 3000 | (1,673.80) |
| 450200 | (1,673.80) |
| CONTRACT SERVICE REVENUE | (1,673.80) |
| 3200 | (1,000.00) |
| 430120 | (1,000.00) |
| APPLICATION FEES | (1,000.00) |
| 3210 | (2,200,090.31) |
| 450200 | (2,200,090.31) |
| CONTRACT SERVICE REVENUE | (2,200,090.31) |
| 3220 | (92,327.26) |
| 430110 | (16,350.00) |
| COUNTY CLERK FEES | (16,350.00) |
| 430132 | (53,632.50) |
| DISTRICT CLERK FEES | (53,632.50) |
| 430134 | (22,344.76) |
| JUSTICE OF THE PEACE FEES | (22,344.76) |
| 3240 | (910.00) |
| 450300 | (910.00) |
| CONTRIBUTIONS | (910.00) |
| 3400 | (22,525.87) |
| 450200 | (22,525.87) |
| CONTRACT SERVICE REVENUE | (22,525.87) |
| 3700 | (6,963,120.45) |
| 430118 | (81,592.06) |
| TPW SALES TAX COMMISSION | (81,592.06) |
| 430122 | (972,791.10) |
| SUPPLEMENTAL MVD FEES | (972,791.10) |
| 430124 | (5,894,820.20) |
| SALES TAX COMMISSIONS | (5,894,820.20) |
| 430126 | (13,917.09) |
| TPW TITLE FEE | (13,917.09) |
| 3701 | (7,102.53) |
| 440100 | (7,102.53) |
| INTEREST-BANK | (7,102.53) |
| 3703 | (3,275.00) |
| 430128 | (2,725.00) |
| VTR LICENSE APP FEE-OWNER | (2,725.00) |
| 430130 | (550.00) |
| VTR LICENSE APP FEE-RUNNER | (550.00) |
| 4001 | (450,935.00) |
| 410106 | (450,935.00) |
| FOOD SERVICE PERMITS | (450,935.00) |
| 4100 | (256,216.89) |
| 410104 | (1,910.00) |
| ANIMAL CONTROL TRANSPORT | (1,910.00) |
| 430190 | (42,913.00) |
| ADOPTION FEES | (42,913.00) |
| 430192 | (7,925.00) |
| ANIMAL SHELTER FEES | (7,925.00) |

| | |
|--------------------------------------|----------------|
| 430194 | (69,994.00) |
| CLINIC SERVICES | (69,994.00) |
| 430196 | (3,535.00) |
| IMPOUND FEES | (3,535.00) |
| 450300 | (129,939.89) |
| CONTRIBUTIONS | (129,939.89) |
| 4200 | (2,899.80) |
| 430200 | (2,400.00) |
| INQUESTS AND AUTOPSIES | (2,400.00) |
| 430210 | (499.80) |
| FORENSIC ADMINISTRATION FEE | (499.80) |
| 4400 | (711,175.38) |
| 430226 | 577.50 |
| RENTAL/USER FEES | 577.50 |
| 450318 | (318,583.56) |
| RENTS/LEASES | (318,583.56) |
| 400130 | (393,169.32) |
| SPECIAL ASSESSMENTS | (393,169.32) |
| 4500 | (112,037.26) |
| 430224 | (47,453.43) |
| BOOK FINES | (47,453.43) |
| 450300 | (64,583.83) |
| CONTRIBUTIONS | (64,583.83) |
| 5000 | (408,089.90) |
| 430226 | (287,335.54) |
| RENTAL/USER FEES | (287,335.54) |
| 430230 | (120,754.36) |
| FUEL FLOW FEES | (120,754.36) |
| 5050 | (123,121.42) |
| 430226 | (123,121.42) |
| RENTAL/USER FEES | (123,121.42) |
| 5100 | (114,842.00) |
| 420204 | (46,864.00) |
| STATE ALLOCATIONS | (46,864.00) |
| 460130 | (67,978.00) |
| FORFEITURES-BONDS | (67,978.00) |
| 5101 | (7,516.16) |
| 420204 | (7,500.00) |
| STATE ALLOCATIONS | (7,500.00) |
| 440100 | (16.16) |
| INTEREST-BANK | (16.16) |
| 5301 | (669,458.45) |
| FIRE INSPECTION FEE-EXISTING | (215,308.45) |
| 430186 | (454,150.00) |
| FIRE INSPECTION FEE-NEW CONSTRUCTION | (454,150.00) |
| 5400 | (93,124.00) |
| 430174 | (93,124.00) |
| DETENTION ADMINISTRATION SERVICES | (93,124.00) |
| 5500 | (1,497,865.37) |
| 450200 | (1,497,865.37) |
| CONTRACT SERVICE REVENUE | (1,497,865.37) |
| 5501 | (406,511.06) |
| 450200 | (406,511.06) |
| CONTRACT SERVICE REVENUE | (406,511.06) |

| | |
|---------------------------------------|----------------|
| 5600 | (70,942.35) |
| 450100 | (70,942.35) |
| COMMISSIONS | (70,942.35) |
| 5602 | (47,571.13) |
| 430156 | (47,571.13) |
| LEOSE-ANNUAL ALLOCATION | (47,571.13) |
| 6000 | (565,445.15) |
| 410108 | (390,870.00) |
| ALARM PERMITS | (390,870.00) |
| 420206 | (11,973.65) |
| STATE CONTRACT REIMBURSEMENT | (11,973.65) |
| 430180 | (41,047.50) |
| VEHICLE TOWING PROGRAM FEES | (41,047.50) |
| 450100 | (121,554.00) |
| COMMISSIONS | (121,554.00) |
| 6100 | (143.87) |
| 450200 | (143.87) |
| CONTRACT SERVICE REVENUE | (143.87) |
| 6201 | (48,443.88) |
| 450200 | (48,443.88) |
| CONTRACT SERVICE REVENUE | (48,443.88) |
| 6301 | (234,561.05) |
| 450200 | (234,561.05) |
| CONTRACT SERVICE REVENUE | (234,561.05) |
| 6302 | (558,802.79) |
| 450200 | (558,802.79) |
| CONTRACT SERVICE REVENUE | (558,802.79) |
| 6303 | (4,103,242.22) |
| 450200 | (4,103,242.22) |
| CONTRACT SERVICE REVENUE | (4,103,242.22) |
| 6401 | (663,283.77) |
| 450200 | (663,283.77) |
| CONTRACT SERVICE REVENUE | (663,283.77) |
| 6402 | (7,093.78) |
| 430182 | (6,460.00) |
| FINGERPRINT FEES | (6,460.00) |
| 450200 | (633.78) |
| CONTRACT SERVICE REVENUE | (633.78) |
| 6405 | (214,526.10) |
| 450210 | (214,526.10) |
| CONTRACT REIMBURSEMENT-ADMINISTRATION | (214,526.10) |
| 6407 | (1,930.00) |
| 430172 | (1,930.00) |
| ACADEMY REVENUE | (1,930.00) |
| 6601 | (18,177.22) |
| 420108 | (17,835.00) |
| FEDERAL INMATE HOUSING | (17,835.00) |
| 430178 | (342.22) |
| COMMUNITY RESTITUTION FEES | (342.22) |
| 7100 | (565,662.82) |
| 410110 | - |
| AUTO REGISTRATION | - |
| 430138 | (45,065.04) |
| CONSTABLE FEES | (45,065.04) |

| | |
|---------------------------------------|----------------|
| 450200 | (504,237.78) |
| CONTRACT SERVICE REVENUE | (504,237.78) |
| 450300 | (6,841.94) |
| CONTRIBUTIONS | (6,841.94) |
| 420106 | (9,518.06) |
| FEDERAL CONTRACT REIMBURSEMENT | (9,518.06) |
| 7200 | (40,793.20) |
| 430138 | (38,139.92) |
| CONSTABLE FEES | (38,139.92) |
| 450300 | (2,653.28) |
| CONTRIBUTIONS | (2,653.28) |
| 7300 | (1,082,880.38) |
| 430138 | (52,038.76) |
| CONSTABLE FEES | (52,038.76) |
| 450100 | (495.73) |
| COMMISSIONS | (495.73) |
| 450200 | (1,030,345.89) |
| CONTRACT SERVICE REVENUE | (1,030,345.89) |
| 7400 | (130,028.50) |
| 430138 | (31,898.67) |
| CONSTABLE FEES | (31,898.67) |
| 450100 | (516.00) |
| COMMISSIONS | (516.00) |
| 450200 | (94,818.83) |
| CONTRACT SERVICE REVENUE | (94,818.83) |
| 420106 | (2,795.00) |
| FEDERAL CONTRACT REIMBURSEMENT | (2,795.00) |
| 7500 | (759,632.13) |
| 430138 | (27,260.00) |
| CONSTABLE FEES | (27,260.00) |
| 450200 | (732,372.13) |
| CONTRACT SERVICE REVENUE | (732,372.13) |
| 8100 | (148,923.64) |
| 450210 | (64,934.00) |
| CONTRACT REIMBURSEMENT-ADMINISTRATION | (64,934.00) |
| 450324 | (83,614.64) |
| REIMBURSEMENT POST-JUDGEMENT | (83,614.64) |
| 450322 | (375.00) |
| REIMBURSEMENT PRE-JUDGEMENT | (375.00) |
| 8210 | (25,200.00) |
| 420204 | (25,200.00) |
| STATE ALLOCATIONS | (25,200.00) |
| 8220 | (25,200.00) |
| 420204 | (25,200.00) |
| STATE ALLOCATIONS | (25,200.00) |
| 8230 | (25,200.00) |
| 420204 | (25,200.00) |
| STATE ALLOCATIONS | (25,200.00) |
| 8240 | (25,200.00) |
| 420204 | (25,200.00) |
| STATE ALLOCATIONS | (25,200.00) |
| 8250 | (25,200.00) |
| 420204 | (25,200.00) |
| STATE ALLOCATIONS | (25,200.00) |

| | |
|----------------------------|--------------|
| 8320 | (891.61) |
| 420300 | (603.46) |
| OTHER GRANT REVENUE | (603.46) |
| 430102 | (288.15) |
| COUNTY/DISTRICT COURT FEES | (288.15) |
| 8340 | - |
| 430158 | - |
| JUDICIAL EDUCATION | - |
| 8360 | 3,974.76 |
| 450318 | 3,974.76 |
| RENTS/LEASES | 3,974.76 |
| 8370 | (1,856.30) |
| 420300 | (1,856.30) |
| OTHER GRANT REVENUE | (1,856.30) |
| 8401 | (56,571.65) |
| 430214 | (55,791.65) |
| PROGRAM FEES | (55,791.65) |
| 430218 | (780.00) |
| MRT BOOK FEE | (780.00) |
| 450318 | - |
| RENTS/LEASES | - |
| 8402 | (87,507.00) |
| 430214 | (87,177.00) |
| PROGRAM FEES | (87,177.00) |
| 430218 | (330.00) |
| MRT BOOK FEE | (330.00) |
| 8510 | (38,233.33) |
| 430228 | (38,233.33) |
| COLLECTION FEE | (38,233.33) |
| 430550 | - |
| THIRD PARTY COLLECTION FEE | - |
| 8520 | (51,091.96) |
| 430228 | (57,813.12) |
| COLLECTION FEE | (57,813.12) |
| 430550 | 6,721.16 |
| THIRD PARTY COLLECTION FEE | 6,721.16 |
| 8530 | (29,374.82) |
| 430134 | (4,401.10) |
| JUSTICE OF THE PEACE FEES | (4,401.10) |
| CONTRACT SERVICE REVENUE | (24,973.72) |
| 8540 | (37,552.72) |
| 430228 | (37,552.72) |
| COLLECTION FEE | (37,552.72) |
| 8550 | (31,948.22) |
| 430228 | (31,948.22) |
| COLLECTION FEE | (31,948.22) |
| 4401 | (168,158.71) |
| 450318 | (168,158.71) |
| RENTS/LEASES | (168,158.71) |
| 6106 | (10,200.00) |
| 450300 | (10,200.00) |
| CONTRIBUTIONS | (10,200.00) |
| 6102 | (15,566.85) |
| 420106 | (15,566.85) |

| | |
|--------------------------------|-----------------|
| FEDERAL CONTRACT REIMBURSEMENT | (15,566.85) |
| 200 | (39,970,357.43) |
| ROAD AND BRIDGE | (39,970,357.43) |
| 1200 | (36,704,451.67) |
| 400100 | (30,050,483.95) |
| CURRENT TAXES | (30,050,483.95) |
| 400110 | (126,469.68) |
| DELINQUENT TAXES | (126,469.68) |
| 400120 | (110,888.71) |
| PENALTY AND INTEREST | (110,888.71) |
| 400140 | (189,812.87) |
| OTHER TAXES | (189,812.87) |
| 410110 | (4,097,827.20) |
| AUTO REGISTRATION | (4,097,827.20) |
| 410114 | (150.00) |
| OVERLOAD PERMITS | (150.00) |
| 420304 | (24,314.37) |
| OTHER ALLOCATIONS | (24,314.37) |
| 430112 | (325,901.93) |
| SUBDIVISION FEES | (325,901.93) |
| 430114 | (596,320.76) |
| FLOOD PLAIN FEES | (596,320.76) |
| 440100 | (32,757.02) |
| INTEREST-BANK | (32,757.02) |
| 440120 | (939.08) |
| INVESTMENT EARNINGS | (939.08) |
| 450320 | (30.00) |
| MISCELLANEOUS | (30.00) |
| 460100 | (559,181.82) |
| COURT FINES | (559,181.82) |
| 410113 | (589,374.28) |
| DEVELOPMENT PERMIT | (589,374.28) |
| 9100 | (41,732.91) |
| 450200 | (32,500.00) |
| CONTRACT SERVICE REVENUE | (32,500.00) |
| 450318 | (2,185.56) |
| RENTS/LEASES | (2,185.56) |
| 450320 | (7,047.35) |
| MISCELLANEOUS | (7,047.35) |
| 9200 | (47,933.60) |
| 450200 | (44,538.85) |
| CONTRACT SERVICE REVENUE | (44,538.85) |
| 450328 | (3,394.75) |
| SALE OF ASSETS | (3,394.75) |
| 9300 | (2,228,798.45) |
| 450200 | (4,000.00) |
| CONTRACT SERVICE REVENUE | (4,000.00) |
| 450300 | (700.00) |
| CONTRIBUTIONS | (700.00) |
| 450316 | (2,224,098.45) |
| INSURANCE REIMBURSEMENT | (2,224,098.45) |
| 9400 | (319,744.00) |
| 430226 | (200.00) |
| RENTAL/USER FEES | (200.00) |

| | |
|--------------------------|--------------|
| 450200 | (316,877.40) |
| CONTRACT SERVICE REVENUE | (316,877.40) |
| 450318 | (10.00) |
| RENTS/LEASES | (10.00) |
| 450320 | (2,656.60) |
| MISCELLANEOUS | (2,656.60) |
| 9408 | (57,990.26) |
| 420102 | (46,090.26) |
| FEDERAL PROGRAM INCOME | (46,090.26) |
| 430226 | (11,900.00) |
| RENTAL/USER FEES | (11,900.00) |
| 9108 | (82,875.84) |
| 420102 | (43,165.84) |
| FEDERAL PROGRAM INCOME | (43,165.84) |
| 430226 | (39,410.00) |
| RENTAL/USER FEES | (39,410.00) |
| 450320 | (300.00) |
| MISCELLANEOUS | (300.00) |
| 9107 | (74,434.00) |
| 430226 | (74,434.00) |
| RENTAL/USER FEES | (74,434.00) |
| 9208 | (48,535.00) |
| 420102 | (29,135.00) |
| FEDERAL PROGRAM INCOME | (29,135.00) |
| 430226 | (19,400.00) |
| RENTAL/USER FEES | (19,400.00) |
| 450300 | - |
| CONTRIBUTIONS | - |
| 9307 | (1,800.00) |
| 430226 | (1,800.00) |
| RENTAL/USER FEES | (1,800.00) |
| 9308 | (26,080.00) |
| 430226 | (26,080.00) |
| RENTAL/USER FEES | (26,080.00) |
| 9209 | (14,531.45) |
| 430222 | (14,531.45) |
| RECYCLE FEES | (14,531.45) |
| 9309 | (132,550.00) |
| 430222 | (132,550.00) |
| RECYCLE FEES | (132,550.00) |
| 9407 | (53,575.00) |
| 430226 | (53,575.00) |
| RENTAL/USER FEES | (53,575.00) |
| 9109 | (135,325.25) |
| 430222 | - |
| RECYCLE FEES | - |
| 450200 | (135,325.25) |
| CONTRACT SERVICE REVENUE | (135,325.25) |
| 201 | (171.63) |
| WORTHLESS CHECK | (171.63) |
| 2800 | (23.89) |
| 440100 | (23.89) |
| INTEREST-BANK | (23.89) |
| 5100 | (147.74) |

| | |
|----------------------|--------------|
| 430188 | (144.25) |
| WORTHLESS CHECK FEES | (144.25) |
| 440100 | (3.49) |
| INTEREST-BANK | (3.49) |
| 202 | (385,554.68) |
| FORFEITURES | (385,554.68) |
| 5100 | (87,404.41) |
| 440100 | (691.46) |
| INTEREST-BANK | (691.46) |
| 460120 | (86,712.95) |
| FORFEITURES | (86,712.95) |
| 5300 | (9.15) |
| 440100 | (9.15) |
| INTEREST-BANK | (9.15) |
| 6000 | (130,945.66) |
| 440100 | (882.98) |
| INTEREST-BANK | (882.98) |
| 460120 | (130,062.68) |
| FORFEITURES | (130,062.68) |
| 6200 | (73,732.32) |
| 440100 | (535.35) |
| INTEREST-BANK | (535.35) |
| 460120 | (73,196.97) |
| FORFEITURES | (73,196.97) |
| 7100 | (10,420.02) |
| 440100 | (58.30) |
| INTEREST-BANK | (58.30) |
| 460120 | (10,361.72) |
| FORFEITURES | (10,361.72) |
| 7200 | (1,646.79) |
| 440100 | (210.00) |
| INTEREST-BANK | (210.00) |
| 460120 | (1,436.79) |
| FORFEITURES | (1,436.79) |
| 7300 | (667.58) |
| 440100 | (23.42) |
| INTEREST-BANK | (23.42) |
| 460120 | (644.16) |
| FORFEITURES | (644.16) |
| 7400 | (73,740.52) |
| 440100 | (136.31) |
| INTEREST-BANK | (136.31) |
| 460120 | (73,604.21) |
| FORFEITURES | (73,604.21) |
| 7500 | (6,988.23) |
| 440100 | (213.39) |
| INTEREST-BANK | (213.39) |
| 460120 | (6,774.84) |
| FORFEITURES | (6,774.84) |
| 203 | (965,403.77) |
| JAIL COMMISSARY | (965,403.77) |
| 6602 | (965,403.77) |
| 430220 | (960,164.41) |
| COMMISSARY SALES | (960,164.41) |

| | |
|---|--------------|
| 440100 | (5,239.36) |
| INTEREST-BANK | (5,239.36) |
| 204 | (169,161.23) |
| LAW LIBRARY | (169,161.23) |
| 1204 | (169,161.23) |
| 430110 | (38,150.00) |
| COUNTY CLERK FEES | (38,150.00) |
| 430132 | (125,527.50) |
| DISTRICT CLERK FEES | (125,527.50) |
| 440100 | (1,196.96) |
| INTEREST-BANK | (1,196.96) |
| 440120 | (51.25) |
| INVESTMENT EARNINGS | (51.25) |
| 450320 | (4,235.52) |
| MISCELLANEOUS | (4,235.52) |
| 205 | (14,900.00) |
| 5100 | (14,900.00) |
| 430146 | (14,900.00) |
| PRETRIAL DIVERSION FEES | (14,900.00) |
| 206 | (495,809.27) |
| COUNTY CLERK RECORDS MGMT & PRESERVATION | (495,809.27) |
| 2300 | (495,809.27) |
| 430100 | (493,071.31) |
| COUNTY RECORDS MANAGEMENT FEES | (493,071.31) |
| 440120 | (2,737.96) |
| INVESTMENT EARNINGS | (2,737.96) |
| 207 | (23,251.76) |
| COUNTY RECORDS MANAGEMENT | (23,251.76) |
| 1207 | (19,175.09) |
| 430110 | (19,175.09) |
| COUNTY CLERK FEES | (19,175.09) |
| 2300 | (4,076.67) |
| 430100 | (4,076.67) |
| COUNTY RECORDS MANAGEMENT FEES | (4,076.67) |
| 208 | (80,048.91) |
| DISTRICT CLERK RECORDS MGMT & PRESERVATION | (80,048.91) |
| 2700 | (80,048.91) |
| 430132 | (79,919.05) |
| DISTRICT CLERK FEES | (79,919.05) |
| 440120 | (129.86) |
| INVESTMENT EARNINGS | (129.86) |
| 209 | (24,298.94) |
| DISTRICT CLERK RECORDS PRESERVATION | (24,298.94) |
| 2700 | (24,298.94) |
| 430132 | (24,220.00) |
| DISTRICT CLERK FEES | (24,220.00) |
| 440120 | (78.94) |
| INVESTMENT EARNINGS | (78.94) |
| 210 | (20,556.79) |
| COUNTY AND DISTRICT COURTS DIGITAL PRESERVATION | (20,556.79) |
| 2900 | (20,556.79) |
| 430132 | (20,395.00) |
| DISTRICT CLERK FEES | (20,395.00) |
| 440120 | (161.79) |

| | |
|---|--------------|
| INVESTMENT EARNINGS | (161.79) |
| 211 | (7,838.96) |
| COUNTY AND DISTRICT COURT TECHNOLOGY | (7,838.96) |
| 1211 | (7,838.96) |
| 430110 | (5,254.99) |
| COUNTY CLERK FEES | (5,254.99) |
| 430132 | (2,583.97) |
| DISTRICT CLERK FEES | (2,583.97) |
| 212 | (25,146.80) |
| COURT GUARDIANSHIP | (25,146.80) |
| 8105 | (19,797.87) |
| 430116 | (19,797.87) |
| COURT GUARDIANSHIP FEE | (19,797.87) |
| 430110 | (5,348.93) |
| COUNTY CLERK FEES | (5,348.93) |
| 213 | (98,045.73) |
| COURT REPORTER SERVICE | (98,045.73) |
| 1213 | (98,045.73) |
| 430168 | (98,045.73) |
| STENOGRAPHER FEES | (98,045.73) |
| 214 | (165,284.12) |
| COURTHOUSE SECURITY - COUNTY/DISTRICT COURT | (165,284.12) |
| 1214 | (165,284.12) |
| 430102 | (165,284.12) |
| COUNTY/DISTRICT COURT FEES | (165,284.12) |
| 215 | (62,074.69) |
| COURTHOUSE SECURITY - JP | (62,074.69) |
| 8590 | (62,074.69) |
| 430102 | (50,778.22) |
| COUNTY/DISTRICT COURT FEES | (50,778.22) |
| 430134 | (11,296.47) |
| JUSTICE OF THE PEACE FEES | (11,296.47) |
| 216 | (51,774.71) |
| JUSTICE COURT TECHNOLOGY | (51,774.71) |
| 8591 | (51,774.71) |
| 430134 | (51,774.71) |
| JUSTICE OF THE PEACE FEES | (51,774.71) |
| 217 | (5,567.26) |
| JUVENILE CASE MANAGER | (5,567.26) |
| 8592 | (5,567.26) |
| 430134 | (5,567.26) |
| JUSTICE OF THE PEACE FEES | (5,567.26) |
| 218 | (12,872.00) |
| CC VITAL RECORDS PRESERVATION | (12,872.00) |
| 2300 | (12,872.00) |
| 430110 | (12,872.00) |
| COUNTY CLERK FEES | (12,872.00) |
| 219 | 472,826.72 |
| CONTRACT ELECTION SERVICE | 472,826.72 |
| 2502 | 472,826.72 |
| 440100 | (4,029.83) |
| INTEREST-BANK | (4,029.83) |
| 440120 | (41.27) |
| INVESTMENT EARNINGS | (41.27) |

| | |
|--------------------------|-----------------|
| 450200 | 477,716.36 |
| CONTRACT SERVICE REVENUE | 477,716.36 |
| 450328 | (818.54) |
| SALE OF ASSETS | (818.54) |
| 220 | (73,915,357.59) |
| GRANTS | (73,915,357.59) |
| 1220 | (2,430.57) |
| 440100 | (2,430.57) |
| INTEREST-BANK | (2,430.57) |
| 2000 | (51,365,904.41) |
| 420100 | (51,365,904.41) |
| FEDERAL GRANT REVENUE | (51,365,904.41) |
| 2800 | (15,902,483.66) |
| 420200 | (15,902,483.66) |
| STATE GRANT REVENUE | (15,902,483.66) |
| 3200 | (7,535.92) |
| 420200 | (7,535.92) |
| STATE GRANT REVENUE | (7,535.92) |
| 4100 | (263,867.79) |
| 420300 | (263,867.79) |
| OTHER GRANT REVENUE | (263,867.79) |
| 4300 | (7,208,636.73) |
| FEDERAL GRANT REVENUE | (7,107,719.53) |
| 420102 | (11,291.17) |
| FEDERAL PROGRAM INCOME | (11,291.17) |
| 420200 | (27,800.00) |
| STATE GRANT REVENUE | (27,800.00) |
| 450300 | (61,826.03) |
| CONTRIBUTIONS | (61,826.03) |
| 4500 | (18,039.36) |
| 420100 | (18,039.36) |
| FEDERAL GRANT REVENUE | (18,039.36) |
| 5000 | 39,285.90 |
| 420100 | 39,285.90 |
| FEDERAL GRANT REVENUE | 39,285.90 |
| 420200 | - |
| STATE GRANT REVENUE | - |
| 5100 | (84,380.88) |
| 420100 | (84,380.88) |
| FEDERAL GRANT REVENUE | (84,380.88) |
| 5200 | 3,198,752.23 |
| 420100 | 3,198,752.23 |
| FEDERAL GRANT REVENUE | 3,198,752.23 |
| 5400 | (1,321,380.90) |
| 420102 | 33,901.12 |
| FEDERAL PROGRAM INCOME | 33,901.12 |
| 420200 | (1,355,282.02) |
| STATE GRANT REVENUE | (1,355,282.02) |
| 420300 | - |
| OTHER GRANT REVENUE | - |
| 5401 | (637,825.83) |
| 420100 | (30,623.17) |
| FEDERAL GRANT REVENUE | (30,623.17) |
| 420200 | (607,227.66) |

| | |
|--------------------------------|--------------|
| STATE GRANT REVENUE | (607,227.66) |
| 420306 | 25.00 |
| OTHER CONTRACT REIMBURSEMENT | 25.00 |
| 6000 | (706.45) |
| 420100 | (706.45) |
| FEDERAL GRANT REVENUE | (706.45) |
| 6100 | (3,596.36) |
| 420300 | (3,596.36) |
| OTHER GRANT REVENUE | (3,596.36) |
| 6200 | (27,166.25) |
| 420100 | (31,919.94) |
| FEDERAL GRANT REVENUE | (31,919.94) |
| 420106 | 4,753.69 |
| FEDERAL CONTRACT REIMBURSEMENT | 4,753.69 |
| 6202 | (34,886.95) |
| 420100 | (34,886.95) |
| FEDERAL GRANT REVENUE | (34,886.95) |
| 6300 | (22,127.33) |
| 420100 | (22,127.33) |
| FEDERAL GRANT REVENUE | (22,127.33) |
| 6302 | (131,897.88) |
| 420200 | (87,768.90) |
| STATE GRANT REVENUE | (87,768.90) |
| 450300 | (44,128.98) |
| CONTRIBUTIONS | (44,128.98) |
| 6407 | (131,597.44) |
| 420200 | (26,125.44) |
| STATE GRANT REVENUE | (26,125.44) |
| 420300 | (105,472.00) |
| OTHER GRANT REVENUE | (105,472.00) |
| 6500 | (44,854.70) |
| 420100 | (419.40) |
| FEDERAL GRANT REVENUE | (419.40) |
| 450100 | (44,435.30) |
| COMMISSIONS | (44,435.30) |
| 7100 | (6,323.26) |
| 420100 | (1,611.84) |
| FEDERAL GRANT REVENUE | (1,611.84) |
| 420300 | (4,711.42) |
| OTHER GRANT REVENUE | (4,711.42) |
| 7300 | (252.10) |
| 420300 | (252.10) |
| OTHER GRANT REVENUE | (252.10) |
| 7400 | (10,000.00) |
| 420300 | (10,000.00) |
| OTHER GRANT REVENUE | (10,000.00) |
| 7500 | (13,352.91) |
| 420300 | (13,352.91) |
| OTHER GRANT REVENUE | (13,352.91) |
| 8340 | (68,878.04) |
| 420200 | (68,878.04) |
| STATE GRANT REVENUE | (68,878.04) |
| 9400 | 154,280.00 |
| 420100 | 154,280.00 |

| | |
|-------------------------------------|-----------------|
| FEDERAL GRANT REVENUE | 154,280.00 |
| 9408 | 450.00 |
| 420102 | 450.00 |
| FEDERAL PROGRAM INCOME | 450.00 |
| 300 | (50,393,420.73) |
| DEBT SERVICE | (50,393,420.73) |
| 1300 | (40,230,639.93) |
| 400100 | (39,833,057.15) |
| CURRENT TAXES | (39,833,057.15) |
| 400110 | (175,625.32) |
| DELINQUENT TAXES | (175,625.32) |
| 400140 | (21.07) |
| OTHER TAXES | (21.07) |
| 420304 | (200,773.44) |
| OTHER ALLOCATIONS | (200,773.44) |
| 440100 | (20,801.25) |
| INTEREST-BANK | (20,801.25) |
| 440120 | (361.70) |
| INVESTMENT EARNINGS | (361.70) |
| 3290 | (10,162,780.80) |
| 480100 | (8,430,000.00) |
| BOND PROCEEDS | (8,430,000.00) |
| 480110 | (1,732,780.80) |
| PREMIUM ON BOND ISSUE | (1,732,780.80) |
| 340 | 3,962.50 |
| GASB 34 CONVERSION | 3,962.50 |
| 1340 | 3,962.50 |
| 450320 | 118,888.62 |
| MISCELLANEOUS | 118,888.62 |
| 480200 | (114,926.12) |
| GAIN/LOSS ON SALE OF ASSETS | (114,926.12) |
| 400 | - |
| LOCAL CAPITAL PROJECTS | - |
| 1400 | - |
| 400140 | - |
| OTHER TAXES | - |
| 440100 | - |
| INTEREST-BANK | - |
| 401 | (8,267.78) |
| C/P REVENUE TOLL BONDS 10 | (8,267.78) |
| 1401 | (8,267.78) |
| 440100 | (3,296.16) |
| INTEREST-BANK | (3,296.16) |
| 440120 | (4,971.62) |
| INVESTMENT EARNINGS | (4,971.62) |
| 402 | (681.90) |
| C/P CERTIFICATES OF OBLIGATION 2012 | (681.90) |
| 1402 | (681.90) |
| 440100 | (557.17) |
| INTEREST-BANK | (557.17) |
| 440120 | (124.73) |
| 403 | (2,439.69) |
| C/P PASS THRU TOLL PROJECTS | (2,439.69) |
| 1403 | (2,439.69) |

| | |
|---|-----------------|
| 440100 | (2,439.69) |
| INTEREST-BANK | (2,439.69) |
| 404 | (3,214.34) |
| C/P ROAD BONDS 2016 | (3,214.34) |
| 1404 | (3,214.34) |
| 440100 | (3,214.34) |
| INTEREST-BANK | (3,214.34) |
| 405 | (13,249.92) |
| C/P ROAD BONDS 2016A | (13,249.92) |
| 1405 | (13,249.92) |
| 440100 | (13,249.92) |
| INTEREST-BANK | (13,249.92) |
| 406 | (25,886.20) |
| C/P ROAD BONDS 2018 | (25,886.20) |
| 1406 | (25,886.20) |
| 440100 | (25,886.20) |
| INTEREST-BANK | (25,886.20) |
| 407 | (293,469.79) |
| C/P ROAD BONDS 2018B | (293,469.79) |
| 1407 | (168,378.54) |
| 440100 | (168,378.54) |
| INTEREST-BANK | (168,378.54) |
| 9400 | (125,091.25) |
| 420306 | (125,091.25) |
| OTHER CONTRACT REIMBURSEMENT | (125,091.25) |
| 408 | (9,796.00) |
| C/P SHERIFF'S PROJECTS | (9,796.00) |
| 1408 | (9,796.00) |
| 450320 | (9,796.00) |
| MISCELLANEOUS | (9,796.00) |
| 500 | (23,906,721.71) |
| SELF INSURANCE | (23,906,721.71) |
| 2201 | (23,906,721.71) |
| 430232 | (20,022,026.00) |
| COUNTY FUNDING | (20,022,026.00) |
| 430240 | (1,126,798.74) |
| EMPLOYEE/RETIREE FUNDING | (1,126,798.74) |
| 430242 | (195,458.36) |
| COBRA FUNDING | (195,458.36) |
| 430244 | (72,541.05) |
| THIRD PARTY REIMBURSEMENT | (72,541.05) |
| 430246 | (318,243.92) |
| STOP LOSS REIMBURSEMENT | (318,243.92) |
| 430248 | (908,788.72) |
| RX REBATES | (908,788.72) |
| 430250 | (62,305.72) |
| MEDICAL CLAIMS REFUNDS | (62,305.72) |
| 430260 | (1,068,687.45) |
| EMPLOYEE CONTRIBUTION-EMPLOYEE ONLY | (1,068,687.45) |
| 430262 | 217.50 |
| EMPLOYEE CONTRIBUTION-EMPLOYEE AND SPOUSE | 217.50 |
| 430264 | (100.00) |
| EMPLOYEE CONTRIBUTION-EMPLOYEE AND CHILD | (100.00) |
| 430266 | (700.00) |

| | |
|---|----------------|
| EMPLOYEE CONTRIBUTION-EMPLOYEE AND FAMILY | (700.00) |
| 430268 | (129,190.24) |
| SUPPLEMENTAL LIFE EMPLOYEE PREMIUM | (129,190.24) |
| 430270 | (2,099.01) |
| DEPENDENT LIFE EMPLOYEE PREMIUM | (2,099.01) |
| 501 | (1,266,593.31) |
| WORKERS' COMPENSATION | (1,266,593.31) |
| 2203 | (1,266,593.31) |
| 430232 | (950,000.00) |
| COUNTY FUNDING | (950,000.00) |
| 430244 | (170,005.95) |
| THIRD PARTY REIMBURSEMENT | (170,005.95) |
| 430254 | (146,587.36) |
| CONTRACT FUNDING | (146,587.36) |
| 502 | (1,368,285.69) |
| PROPERTY/CASUALTY | (1,368,285.69) |
| 2202 | (1,368,285.69) |
| 430232 | (900,000.00) |
| COUNTY FUNDING | (900,000.00) |
| 430244 | (448,771.69) |
| THIRD PARTY REIMBURSEMENT | (448,771.69) |
| 450328 | (19,514.00) |
| SALE OF ASSETS | (19,514.00) |
| (blank) | |
| (blank) | |
| (blank) | |
| (blank) | |
| (blank) | |
| 222 | (9,042,248.43) |
| JAIL PASS THRU | (9,042,248.43) |
| 6601 | (9,042,248.43) |
| 420108 | (9,042,248.43) |
| FEDERAL INMATE HOUSING | (9,042,248.43) |
| 224 | (44,140.00) |
| COURT FACILITY FEE | (44,140.00) |
| 1224 | (44,140.00) |
| 430110 | (10,560.00) |
| COUNTY CLERK FEES | (10,560.00) |
| 430132 | (33,580.00) |
| DISTRICT CLERK FEES | (33,580.00) |
| 225 | (13,849.83) |
| LANGUAGE ACCESS | (13,849.83) |
| 1225 | (13,849.83) |
| 430110 | (1,584.00) |
| COUNTY CLERK FEES | (1,584.00) |
| 430132 | (5,037.00) |
| DISTRICT CLERK FEES | (5,037.00) |
| 430134 | (7,228.83) |
| JUSTICE OF THE PEACE FEES | (7,228.83) |

MONTGOMERY COUNTY, TEXAS

REPORT OF EXPENDITURES

For Year Ended September 30, 2022

May 17, 2022

| | Sum of NetTransactionAmount |
|---------------------------------|-----------------------------|
| 100 | 166,489,462.93 |
| GENERAL OPERATIONS | 166,489,462.93 |
| 1100 | - |
| GENERAL FUND | - |
| 710120 | - |
| SALARY/OTHER | - |
| 740627 | - |
| TELEPHONE - CONTROLLED | - |
| 2000 | 346,625.91 |
| COUNTY JUDGE | 346,625.91 |
| 710100 | 92,234.73 |
| SALARY/OFFICIAL-DEPARTMENT HEAD | 92,234.73 |
| 710110 | 141,365.08 |
| SALARY/REGULAR | 141,365.08 |
| 710130 | 286.89 |
| SALARY/OVERTIME | 286.89 |
| 710140 | 1,114.98 |
| SALARY/CELL PHONE ALLOWANCE | 1,114.98 |
| 720100 | 16,735.02 |
| SOCIAL SECURITY | 16,735.02 |
| 720110 | 34,264.76 |
| EMPLOYEE INSURANCE | 34,264.76 |
| 720120 | 29,212.93 |
| RETIREMENT | 29,212.93 |
| 720140 | 27.00 |
| STATE UNEMPLOYMENT TAX | 27.00 |
| 730100 | 2,465.90 |
| OFFICE SUPPLIES | 2,465.90 |
| 730310 | 434.72 |
| UNIFORMS | 434.72 |
| 730370 | 111.00 |
| PERIODICALS | 111.00 |
| 740510 | 175.00 |
| PROFESSIONAL DEVELOPMENT | 175.00 |
| 740530 | 265.93 |
| MOBILE PHONE AND DATA | 265.93 |
| 740540 | 18.79 |
| TRAVEL EXPENSE | 18.79 |
| 740580 | 177.94 |
| PRINTING | 177.94 |
| 740660 | 2,728.99 |
| EQUIPMENT RENTAL | 2,728.99 |
| 740720 | 25,006.25 |
| INDIGENT INTERMENT | 25,006.25 |
| 2100 | 372,375.70 |
| HUMAN RESOURCES | 372,375.70 |
| 710100 | 84,820.74 |
| SALARY/OFFICIAL-DEPARTMENT HEAD | 84,820.74 |

| | |
|---------------------------------|------------|
| 710110 | 164,466.64 |
| SALARY/REGULAR | 164,466.64 |
| 710130 | 258.75 |
| SALARY/OVERTIME | 258.75 |
| 710140 | 557.49 |
| SALARY/CELL PHONE ALLOWANCE | 557.49 |
| 720100 | 18,686.43 |
| SOCIAL SECURITY | 18,686.43 |
| 720110 | 46,587.48 |
| EMPLOYEE INSURANCE | 46,587.48 |
| 720120 | 31,080.82 |
| RETIREMENT | 31,080.82 |
| 720140 | 190.89 |
| STATE UNEMPLOYMENT TAX | 190.89 |
| 730100 | 3,090.07 |
| OFFICE SUPPLIES | 3,090.07 |
| 730210 | 244.10 |
| DATA PROCESSING SUPPLIES | 244.10 |
| 740120 | 1,258.02 |
| MEDICAL SERVICES | 1,258.02 |
| 740420 | 15.64 |
| COURIER SERVICE | 15.64 |
| 740512 | 16,559.50 |
| PROFESSIONAL SERVICES | 16,559.50 |
| 740660 | 3,665.64 |
| EQUIPMENT RENTAL | 3,665.64 |
| 740680 | 893.49 |
| MEMBERSHIP/ASSOCIATION DUES | 893.49 |
| 2101 | 275.00 |
| CIVIL SERVICE | 275.00 |
| 740512 | 275.00 |
| PROFESSIONAL SERVICES | 275.00 |
| 2200 | 520,638.47 |
| RISK MANAGEMENT | 520,638.47 |
| 710100 | 82,298.03 |
| SALARY/OFFICIAL-DEPARTMENT HEAD | 82,298.03 |
| 710110 | 245,917.08 |
| SALARY/REGULAR | 245,917.08 |
| 710140 | 568.67 |
| SALARY/CELL PHONE ALLOWANCE | 568.67 |
| 720100 | 24,515.99 |
| SOCIAL SECURITY | 24,515.99 |
| 720110 | 66,426.16 |
| EMPLOYEE INSURANCE | 66,426.16 |
| 720120 | 40,878.00 |
| RETIREMENT | 40,878.00 |
| 720140 | 301.08 |
| STATE UNEMPLOYMENT TAX | 301.08 |
| 730100 | 7,819.55 |
| OFFICE SUPPLIES | 7,819.55 |
| 730240 | 130.54 |
| FUEL - CONTROLLED | 130.54 |
| 730390 | 10,005.77 |
| MEDICAL SUPPLIES | 10,005.77 |

| | |
|---|--------------|
| 740140 | 51.91 |
| VEHICLE MAINTENANCE - CONTROLLED | 51.91 |
| 740510 | 1,300.00 |
| PROFESSIONAL DEVELOPMENT | 1,300.00 |
| 740512 | 13,255.57 |
| PROFESSIONAL SERVICES | 13,255.57 |
| 740530 | 1,175.68 |
| MOBILE PHONE AND DATA | 1,175.68 |
| 740540 | 3,960.17 |
| TRAVEL EXPENSE | 3,960.17 |
| 740550 | 7,130.19 |
| SAFETY PROGRAM | 7,130.19 |
| 740660 | 1,999.08 |
| EQUIPMENT RENTAL | 1,999.08 |
| 740680 | 1,150.00 |
| MEMBERSHIP/ASSOCIATION DUES | 1,150.00 |
| 740950 | 71.00 |
| BONDS-NOTARIES | 71.00 |
| 750400 | 19,524.00 |
| CAPITAL OUTLAY-FURNITURE FIXTURES AND EQUIPMENT | 19,524.00 |
| 790100 | (7,840.00) |
| REIMBURSEMENTS CLEARING | (7,840.00) |
| 2300 | 1,534,681.77 |
| COUNTY CLERK | 1,534,681.77 |
| 710100 | 80,740.20 |
| SALARY/OFFICIAL-DEPARTMENT HEAD | 80,740.20 |
| 710110 | 927,589.99 |
| SALARY/REGULAR | 927,589.99 |
| 720100 | 73,648.20 |
| SOCIAL SECURITY | 73,648.20 |
| 720110 | 290,544.67 |
| EMPLOYEE INSURANCE | 290,544.67 |
| 720120 | 125,212.16 |
| RETIREMENT | 125,212.16 |
| 720140 | 888.75 |
| STATE UNEMPLOYMENT TAX | 888.75 |
| 730100 | 10,090.20 |
| OFFICE SUPPLIES | 10,090.20 |
| 730110 | 450.00 |
| POSTAGE | 450.00 |
| 730120 | 500.00 |
| BOOK SUPPLEMENTS | 500.00 |
| 730170 | 6,458.07 |
| BIRTH CERTIFICATES | 6,458.07 |
| 730210 | 2,459.61 |
| DATA PROCESSING SUPPLIES | 2,459.61 |
| 740504 | 57.00 |
| ONLINE SERVICES | 57.00 |
| 740510 | 1,600.00 |
| PROFESSIONAL DEVELOPMENT | 1,600.00 |
| 740512 | 284.00 |
| PROFESSIONAL SERVICES | 284.00 |
| 740540 | 1,496.32 |
| TRAVEL EXPENSE | 1,496.32 |

| | |
|---------------------------------|------------|
| 740580 | 1,810.00 |
| PRINTING | 1,810.00 |
| 740660 | 10,677.60 |
| EQUIPMENT RENTAL | 10,677.60 |
| 740680 | 175.00 |
| MEMBERSHIP/ASSOCIATION DUES | 175.00 |
| 2302 | 225,493.29 |
| COURT COLLECTIONS | 225,493.29 |
| 710110 | 136,993.04 |
| SALARY/REGULAR | 136,993.04 |
| 720100 | 9,925.04 |
| SOCIAL SECURITY | 9,925.04 |
| 720110 | 42,830.95 |
| EMPLOYEE INSURANCE | 42,830.95 |
| 720120 | 17,037.75 |
| RETIREMENT | 17,037.75 |
| 720140 | 45.00 |
| STATE UNEMPLOYMENT TAX | 45.00 |
| 730100 | 637.95 |
| OFFICE SUPPLIES | 637.95 |
| 730110 | 4,979.03 |
| POSTAGE | 4,979.03 |
| 740510 | 100.00 |
| PROFESSIONAL DEVELOPMENT | 100.00 |
| 740512 | 9,449.25 |
| PROFESSIONAL SERVICES | 9,449.25 |
| 740640 | 1,885.52 |
| CONTRACT SERVICES | 1,885.52 |
| 740660 | 1,649.76 |
| EQUIPMENT RENTAL | 1,649.76 |
| 790100 | (40.00) |
| REIMBURSEMENTS CLEARING | (40.00) |
| 2400 | 204,761.95 |
| VETERANS SERVICE | 204,761.95 |
| 710100 | 52,613.85 |
| SALARY/OFFICIAL-DEPARTMENT HEAD | 52,613.85 |
| 710110 | 84,655.54 |
| SALARY/REGULAR | 84,655.54 |
| 720100 | 10,052.95 |
| SOCIAL SECURITY | 10,052.95 |
| 720110 | 34,264.76 |
| EMPLOYEE INSURANCE | 34,264.76 |
| 720120 | 17,063.95 |
| RETIREMENT | 17,063.95 |
| 720140 | 36.00 |
| STATE UNEMPLOYMENT TAX | 36.00 |
| 730100 | 782.39 |
| OFFICE SUPPLIES | 782.39 |
| 740510 | 2,100.00 |
| PROFESSIONAL DEVELOPMENT | 2,100.00 |
| 740540 | 411.60 |
| TRAVEL EXPENSE | 411.60 |
| 740580 | 130.00 |
| PRINTING | 130.00 |

| | |
|---|--------------|
| 740660 | 2,425.26 |
| EQUIPMENT RENTAL | 2,425.26 |
| 740680 | 210.00 |
| MEMBERSHIP/ASSOCIATION DUES | 210.00 |
| 740260 | 15.65 |
| INTEREST ON CREDIT CARDS | 15.65 |
| 2500 | 1,927,519.59 |
| ELECTIONS ADMINISTRATOR | 1,927,519.59 |
| 710100 | 75,551.17 |
| SALARY/OFFICIAL-DEPARTMENT HEAD | 75,551.17 |
| 710110 | 837,780.49 |
| SALARY/REGULAR | 837,780.49 |
| 710130 | 151,788.45 |
| SALARY/OVERTIME | 151,788.45 |
| 720100 | 80,536.28 |
| SOCIAL SECURITY | 80,536.28 |
| 720110 | 95,786.70 |
| EMPLOYEE INSURANCE | 95,786.70 |
| 720120 | 61,682.60 |
| RETIREMENT | 61,682.60 |
| 720140 | 7,809.48 |
| STATE UNEMPLOYMENT TAX | 7,809.48 |
| 730100 | 28,545.79 |
| OFFICE SUPPLIES | 28,545.79 |
| 730110 | 36.95 |
| POSTAGE | 36.95 |
| 730120 | - |
| BOOK SUPPLEMENTS | - |
| 730210 | 16,365.83 |
| DATA PROCESSING SUPPLIES | 16,365.83 |
| 730220 | 534.79 |
| REPLACEMENTS | 534.79 |
| 730240 | 466.09 |
| FUEL - CONTROLLED | 466.09 |
| 730250 | 150.00 |
| SHOP SUPPLIES | 150.00 |
| 740140 | 132.73 |
| VEHICLE MAINTENANCE - CONTROLLED | 132.73 |
| 740512 | 104,394.32 |
| PROFESSIONAL SERVICES | 104,394.32 |
| 740530 | 6,615.78 |
| MOBILE PHONE AND DATA | 6,615.78 |
| 740540 | 4,351.38 |
| TRAVEL EXPENSE | 4,351.38 |
| 740580 | 81,259.57 |
| PRINTING | 81,259.57 |
| 740628 | 1,344.00 |
| TELEPHONE-FIBER OPTIC - CONTROLLED | 1,344.00 |
| 740654 | 2,081.00 |
| COMMUNITY BUILDING/VOTING BOX | 2,081.00 |
| 740660 | 710.04 |
| EQUIPMENT RENTAL | 710.04 |
| 750400 | 368,741.15 |
| CAPITAL OUTLAY-FURNITURE FIXTURES AND EQUIPMENT | 368,741.15 |

| | |
|-----------------------------------|--------------|
| 740625 | 855.00 |
| REFUSE COLLECTION - CONTROLLED | 855.00 |
| 2501 | 6,446.92 |
| VOTER REGISTRATION | 6,446.92 |
| 730100 | 3,233.31 |
| OFFICE SUPPLIES | 3,233.31 |
| 740504 | 250.00 |
| ONLINE SERVICES | 250.00 |
| 740512 | 2,963.61 |
| PROFESSIONAL SERVICES | 2,963.61 |
| 2600 | 7,001,303.43 |
| INFORMATION TECHNOLOGY | 7,001,303.43 |
| 710100 | 79,513.56 |
| SALARY/OFFICIAL-DEPARTMENT HEAD | 79,513.56 |
| 710110 | 1,700,530.38 |
| SALARY/REGULAR | 1,700,530.38 |
| 710120 | - |
| SALARY/OTHER | - |
| 710140 | 3,786.45 |
| SALARY/CELL PHONE ALLOWANCE | 3,786.45 |
| 720100 | 132,685.21 |
| SOCIAL SECURITY | 132,685.21 |
| 720110 | 323,963.86 |
| EMPLOYEE INSURANCE | 323,963.86 |
| 720120 | 222,013.88 |
| RETIREMENT | 222,013.88 |
| 720140 | 1,061.42 |
| STATE UNEMPLOYMENT TAX | 1,061.42 |
| 730100 | 32,499.77 |
| OFFICE SUPPLIES | 32,499.77 |
| 730110 | 19,975.14 |
| POSTAGE | 19,975.14 |
| 730250 | 519.94 |
| SHOP SUPPLIES | 519.94 |
| 730270 | 12,700.00 |
| LAW ENFORCEMENT SPECIFIC SUPPLIES | 12,700.00 |
| 730320 | 524,453.19 |
| IT HARDWARE | 524,453.19 |
| 730330 | 231,721.98 |
| IT SOFTWARE | 231,721.98 |
| 740110 | 1,983,228.47 |
| IT SOFTWARE MAINTENANCE | 1,983,228.47 |
| 740140 | 23,608.69 |
| VEHICLE MAINTENANCE - CONTROLLED | 23,608.69 |
| 740420 | 5,240.49 |
| COURIER SERVICE | 5,240.49 |
| 740510 | 550.00 |
| PROFESSIONAL DEVELOPMENT | 550.00 |
| 740512 | 246,605.76 |
| PROFESSIONAL SERVICES | 246,605.76 |
| 740530 | 24,534.45 |
| MOBILE PHONE AND DATA | 24,534.45 |
| 740540 | 1,533.72 |
| TRAVEL EXPENSE | 1,533.72 |

| | |
|---|--------------|
| 740620 | 630.00 |
| ELECTRICITY - CONTROLLED | 630.00 |
| 740628 | 93,971.00 |
| TELEPHONE-FIBER OPTIC - CONTROLLED | 93,971.00 |
| 740640 | 28,529.16 |
| CONTRACT SERVICES | 28,529.16 |
| 740650 | 52.52 |
| SIGN AND SIGNAL MAINTENANCE | 52.52 |
| 740660 | 619.89 |
| EQUIPMENT RENTAL | 619.89 |
| 740662 | 359,496.36 |
| LEASE TO PURCHASE | 359,496.36 |
| 740680 | 175.00 |
| MEMBERSHIP/ASSOCIATION DUES | 175.00 |
| 750400 | 57,277.05 |
| CAPITAL OUTLAY-FURNITURE FIXTURES AND EQUIPMENT | 57,277.05 |
| 750800 | 226,336.78 |
| MAJOR PROJECTS | 226,336.78 |
| 790100 | (234.10) |
| REIMBURSEMENTS CLEARING | (234.10) |
| 740627 | 658,725.61 |
| TELEPHONE - CONTROLLED | 658,725.61 |
| 740100 | 4,997.80 |
| IT HARDWARE MAINTENANCE | 4,997.80 |
| 740240 | - |
| CHANGE OF VENUE | - |
| 2700 | 2,202,416.56 |
| DISTRICT CLERK | 2,202,416.56 |
| 710100 | 80,740.20 |
| SALARY/OFFICIAL-DEPARTMENT HEAD | 80,740.20 |
| 710110 | 1,357,333.53 |
| SALARY/REGULAR | 1,357,333.53 |
| 720100 | 105,513.66 |
| SOCIAL SECURITY | 105,513.66 |
| 720110 | 456,892.99 |
| EMPLOYEE INSURANCE | 456,892.99 |
| 720120 | 178,770.85 |
| RETIREMENT | 178,770.85 |
| 720140 | 1,909.73 |
| STATE UNEMPLOYMENT TAX | 1,909.73 |
| 730100 | 5,368.41 |
| OFFICE SUPPLIES | 5,368.41 |
| 740110 | 40.00 |
| IT SOFTWARE MAINTENANCE | 40.00 |
| 740510 | 960.00 |
| PROFESSIONAL DEVELOPMENT | 960.00 |
| 740540 | 1,788.75 |
| TRAVEL EXPENSE | 1,788.75 |
| 740580 | 750.00 |
| PRINTING | 750.00 |
| 740660 | 12,173.44 |
| EQUIPMENT RENTAL | 12,173.44 |
| 740680 | 175.00 |
| MEMBERSHIP/ASSOCIATION DUES | 175.00 |

| | |
|---------------------------------|--------------|
| 2800 | 2,304,456.69 |
| COUNTY ATTORNEY | 2,304,456.69 |
| 710100 | 111,586.57 |
| SALARY/OFFICIAL-DEPARTMENT HEAD | 111,586.57 |
| 710110 | 1,425,072.98 |
| SALARY/REGULAR | 1,425,072.98 |
| 710130 | 54.55 |
| SALARY/OVERTIME | 54.55 |
| 710140 | 975.76 |
| SALARY/CELL PHONE ALLOWANCE | 975.76 |
| 710150 | 46,500.00 |
| SALARY/SPECIAL PAY | 46,500.00 |
| 720100 | 115,560.74 |
| SOCIAL SECURITY | 115,560.74 |
| 720110 | 268,687.27 |
| EMPLOYEE INSURANCE | 268,687.27 |
| 720120 | 195,714.30 |
| RETIREMENT | 195,714.30 |
| 720140 | 533.77 |
| STATE UNEMPLOYMENT TAX | 533.77 |
| 730100 | 10,639.88 |
| OFFICE SUPPLIES | 10,639.88 |
| 730120 | 15,030.22 |
| BOOK SUPPLEMENTS | 15,030.22 |
| 740220 | 75,609.69 |
| LEGAL/LITIGATION COSTS | 75,609.69 |
| 740504 | 14,092.43 |
| ONLINE SERVICES | 14,092.43 |
| 740510 | 8,478.71 |
| PROFESSIONAL DEVELOPMENT | 8,478.71 |
| 740540 | 5,472.08 |
| TRAVEL EXPENSE | 5,472.08 |
| 740580 | 642.00 |
| PRINTING | 642.00 |
| 740640 | 2,017.42 |
| CONTRACT SERVICES | 2,017.42 |
| 740660 | 7,535.52 |
| EQUIPMENT RENTAL | 7,535.52 |
| 740970 | 265.03 |
| FREIGHT AND HANDLING | 265.03 |
| 790100 | (12.23) |
| REIMBURSEMENTS CLEARING | (12.23) |
| 2801 | 4,930.96 |
| COUNTY ATTORNEY STATE FUNDS | 4,930.96 |
| 730100 | 509.03 |
| OFFICE SUPPLIES | 509.03 |
| 730110 | 8.95 |
| POSTAGE | 8.95 |
| 730210 | - |
| DATA PROCESSING SUPPLIES | - |
| 740220 | 135.44 |
| LEGAL/LITIGATION COSTS | 135.44 |
| 740484 | 435.00 |
| COURT REPORTER TRANSCRIPT | 435.00 |

| | |
|-----------------------------------|--------------|
| 740680 | 4,860.00 |
| MEMBERSHIP/ASSOCIATION DUES | 4,860.00 |
| 730101 | 80.98 |
| FOOD SUPPLIES | 80.98 |
| 740450 | (1,098.44) |
| SERVICE/CITATIONS | (1,098.44) |
| 3000 | 2,021,308.44 |
| BUILDING CUSTODIAL SERVICES | 2,021,308.44 |
| 710100 | 69,077.62 |
| SALARY/OFFICIAL-DEPARTMENT HEAD | 69,077.62 |
| 710110 | 1,047,291.09 |
| SALARY/REGULAR | 1,047,291.09 |
| 710120 | - |
| SALARY/OTHER | - |
| 710130 | 101,990.29 |
| SALARY/OVERTIME | 101,990.29 |
| 720100 | 90,666.82 |
| SOCIAL SECURITY | 90,666.82 |
| 720110 | 297,009.61 |
| EMPLOYEE INSURANCE | 297,009.61 |
| 720120 | 151,477.67 |
| RETIREMENT | 151,477.67 |
| 720140 | 1,802.72 |
| STATE UNEMPLOYMENT TAX | 1,802.72 |
| 730100 | 1,567.03 |
| OFFICE SUPPLIES | 1,567.03 |
| 730140 | 154,198.47 |
| JANITOR SUPPLIES | 154,198.47 |
| 730220 | 2,504.86 |
| REPLACEMENTS | 2,504.86 |
| 730240 | 11,879.79 |
| FUEL - CONTROLLED | 11,879.79 |
| 730250 | 39.98 |
| SHOP SUPPLIES | 39.98 |
| 730260 | 291.42 |
| VEHICLE SUPPLIES | 291.42 |
| 730300 | 319.22 |
| COMMUNITY AWARENESS SUPPLIES | 319.22 |
| 730310 | 7,041.66 |
| UNIFORMS | 7,041.66 |
| 740140 | 22,641.89 |
| VEHICLE MAINTENANCE - CONTROLLED | 22,641.89 |
| 740510 | 310.99 |
| PROFESSIONAL DEVELOPMENT | 310.99 |
| 740512 | 52,152.61 |
| PROFESSIONAL SERVICES | 52,152.61 |
| 740530 | 7,240.23 |
| MOBILE PHONE AND DATA | 7,240.23 |
| 740660 | 1,767.52 |
| EQUIPMENT RENTAL | 1,767.52 |
| 740260 | 36.95 |
| INTEREST ON CREDIT CARDS | 36.95 |
| 3100 | 5,143,319.92 |
| BUILDING MAINTENANCE/CONSTRUCTION | 5,143,319.92 |

| | |
|----------------------------------|--------------|
| 710100 | 76,780.12 |
| SALARY/OFFICIAL-DEPARTMENT HEAD | 76,780.12 |
| 710110 | 1,365,519.79 |
| SALARY/REGULAR | 1,365,519.79 |
| 710120 | - |
| SALARY/OTHER | - |
| 710130 | 42,701.80 |
| SALARY/OVERTIME | 42,701.80 |
| 720100 | 111,311.82 |
| SOCIAL SECURITY | 111,311.82 |
| 720110 | 375,855.36 |
| EMPLOYEE INSURANCE | 375,855.36 |
| 720120 | 186,861.94 |
| RETIREMENT | 186,861.94 |
| 720140 | 552.37 |
| STATE UNEMPLOYMENT TAX | 552.37 |
| 730100 | 592.03 |
| OFFICE SUPPLIES | 592.03 |
| 730220 | 343,026.09 |
| REPLACEMENTS | 343,026.09 |
| 730240 | 85,090.86 |
| FUEL - CONTROLLED | 85,090.86 |
| 730250 | 39,481.40 |
| SHOP SUPPLIES | 39,481.40 |
| 730310 | 9,358.51 |
| UNIFORMS | 9,358.51 |
| 740140 | 17,916.33 |
| VEHICLE MAINTENANCE - CONTROLLED | 17,916.33 |
| 740150 | 37,629.56 |
| LANDSCAPE MAINTENANCE | 37,629.56 |
| 740510 | 490.95 |
| PROFESSIONAL DEVELOPMENT | 490.95 |
| 740512 | 128,664.33 |
| PROFESSIONAL SERVICES | 128,664.33 |
| 740530 | 7,749.57 |
| MOBILE PHONE AND DATA | 7,749.57 |
| 740620 | 1,651,231.58 |
| ELECTRICITY - CONTROLLED | 1,651,231.58 |
| 740622 | 97,686.27 |
| GAS - CONTROLLED | 97,686.27 |
| 740624 | 403,243.31 |
| WATER AND SEWER - CONTROLLED | 403,243.31 |
| 740640 | 107,169.50 |
| CONTRACT SERVICES | 107,169.50 |
| 740660 | 8,846.35 |
| EQUIPMENT RENTAL | 8,846.35 |
| 740750 | 62,229.73 |
| REMODEL | 62,229.73 |
| 750800 | 578.53 |
| MAJOR PROJECTS | 578.53 |
| 790100 | (17,248.18) |
| REIMBURSEMENTS CLEARING | (17,248.18) |
| 3200 | 1,281,143.07 |
| OTHER | 1,281,143.07 |

| | |
|------------------------------|---------------|
| 730100 | - |
| OFFICE SUPPLIES | - |
| 730390 | 34,844.57 |
| MEDICAL SUPPLIES | 34,844.57 |
| 740120 | 67,500.00 |
| MEDICAL SERVICES | 67,500.00 |
| 740512 | 308,643.75 |
| PROFESSIONAL SERVICES | 308,643.75 |
| 740640 | 855,154.75 |
| CONTRACT SERVICES | 855,154.75 |
| 740642 | 15,000.00 |
| SOIL CONSERVATION | 15,000.00 |
| 3210 | 21,691,674.50 |
| NON-DEPARTMENTAL | 21,691,674.50 |
| 720110 | 5,696,000.00 |
| EMPLOYEE INSURANCE | 5,696,000.00 |
| 720120 | 10,000,000.00 |
| RETIREMENT | 10,000,000.00 |
| 720130 | 950,000.00 |
| WORKERS COMPENSATION | 950,000.00 |
| 730100 | 7,226.00 |
| OFFICE SUPPLIES | 7,226.00 |
| 730110 | 375,100.34 |
| POSTAGE | 375,100.34 |
| 730370 | 108.00 |
| PERIODICALS | 108.00 |
| 740110 | 4,554.00 |
| IT SOFTWARE MAINTENANCE | 4,554.00 |
| 740120 | - |
| MEDICAL SERVICES | - |
| 740400 | 72,800.00 |
| AUDIT | 72,800.00 |
| 740500 | 2,200,090.31 |
| ECONOMIC DEVELOPMENT | 2,200,090.31 |
| 740502 | 1,553,850.48 |
| CENTRAL APPRAISAL DISTRICT | 1,553,850.48 |
| 740512 | 147,615.88 |
| PROFESSIONAL SERVICES | 147,615.88 |
| 740570 | 41,029.30 |
| ADVERTISING | 41,029.30 |
| 740640 | 102,853.36 |
| CONTRACT SERVICES | 102,853.36 |
| 740660 | 1,065.48 |
| EQUIPMENT RENTAL | 1,065.48 |
| 740680 | 31,702.72 |
| MEMBERSHIP/ASSOCIATION DUES | 31,702.72 |
| 740700 | 500,000.00 |
| INSURANCE/BOND PREMIUMS | 500,000.00 |
| 750600 | 7,681.30 |
| CAPITAL OUTLAY-VEHICLES | 7,681.30 |
| 730410 | (2.67) |
| INVOICE TOLERANCE* | (2.67) |
| 3220 | 92,327.26 |
| ALTERNATE DISPUTE RESOLUTION | 92,327.26 |

| | |
|----------------------------------|------------|
| 740512 | 92,327.26 |
| PROFESSIONAL SERVICES | 92,327.26 |
| 3230 | 165,463.88 |
| DEPARTMENT OF PUBLIC SAFETY | 165,463.88 |
| 710110 | 109,458.88 |
| SALARY/REGULAR | 109,458.88 |
| 720100 | 8,097.48 |
| SOCIAL SECURITY | 8,097.48 |
| 720110 | 34,264.76 |
| EMPLOYEE INSURANCE | 34,264.76 |
| 720120 | 13,606.76 |
| RETIREMENT | 13,606.76 |
| 720140 | 36.00 |
| STATE UNEMPLOYMENT TAX | 36.00 |
| 3240 | 9,144.43 |
| HISTORICAL COMMISSION | 9,144.43 |
| 740512 | 9,144.43 |
| PROFESSIONAL SERVICES | 9,144.43 |
| 3250 | 20,303.47 |
| CHILD WELFARE | 20,303.47 |
| 710120 | 1,120.00 |
| SALARY/OTHER | 1,120.00 |
| 730100 | 33.54 |
| OFFICE SUPPLIES | 33.54 |
| 730160 | 6,578.41 |
| CLOTHING | 6,578.41 |
| 740560 | 1,172.28 |
| TRANSPORTATION | 1,172.28 |
| 740770 | 10,620.00 |
| ALLOWANCE | 10,620.00 |
| 740627 | 779.24 |
| TELEPHONE - CONTROLLED | 779.24 |
| 3300 | 633,251.49 |
| PURCHASING AGENT | 633,251.49 |
| 710100 | 86,377.82 |
| SALARY/OFFICIAL-DEPARTMENT HEAD | 86,377.82 |
| 710110 | 357,587.71 |
| SALARY/REGULAR | 357,587.71 |
| 710120 | - |
| SALARY/OTHER | - |
| 710130 | 600.43 |
| SALARY/OVERTIME | 600.43 |
| 720100 | 32,849.54 |
| SOCIAL SECURITY | 32,849.54 |
| 720110 | 90,471.56 |
| EMPLOYEE INSURANCE | 90,471.56 |
| 720120 | 55,347.99 |
| RETIREMENT | 55,347.99 |
| 720140 | 197.56 |
| STATE UNEMPLOYMENT TAX | 197.56 |
| 730100 | 3,078.13 |
| OFFICE SUPPLIES | 3,078.13 |
| 740140 | 345.02 |
| VEHICLE MAINTENANCE - CONTROLLED | 345.02 |

| | |
|----------------------------------|--------------|
| 740510 | 4,220.89 |
| PROFESSIONAL DEVELOPMENT | 4,220.89 |
| 740530 | 531.86 |
| MOBILE PHONE AND DATA | 531.86 |
| 740540 | 1,647.96 |
| TRAVEL EXPENSE | 1,647.96 |
| 790100 | (4.98) |
| REIMBURSEMENTS CLEARING | (4.98) |
| 3400 | 1,397,754.92 |
| COUNTY AUDITOR | 1,397,754.92 |
| 710100 | 91,403.81 |
| SALARY/OFFICIAL-DEPARTMENT HEAD | 91,403.81 |
| 710110 | 874,994.03 |
| SALARY/REGULAR | 874,994.03 |
| 710130 | 919.38 |
| SALARY/OVERTIME | 919.38 |
| 720100 | 71,545.08 |
| SOCIAL SECURITY | 71,545.08 |
| 720110 | 205,611.92 |
| EMPLOYEE INSURANCE | 205,611.92 |
| 720120 | 120,246.32 |
| RETIREMENT | 120,246.32 |
| 720140 | 1,073.89 |
| STATE UNEMPLOYMENT TAX | 1,073.89 |
| 730100 | 7,723.86 |
| OFFICE SUPPLIES | 7,723.86 |
| 730110 | 8.94 |
| POSTAGE | 8.94 |
| 730240 | 94.05 |
| FUEL - CONTROLLED | 94.05 |
| 740140 | 89.58 |
| VEHICLE MAINTENANCE - CONTROLLED | 89.58 |
| 740510 | 4,355.00 |
| PROFESSIONAL DEVELOPMENT | 4,355.00 |
| 740530 | 842.31 |
| MOBILE PHONE AND DATA | 842.31 |
| 740540 | 894.30 |
| TRAVEL EXPENSE | 894.30 |
| 740640 | 9,500.00 |
| CONTRACT SERVICES | 9,500.00 |
| 740656 | 312.00 |
| RENT AND LEASES | 312.00 |
| 740660 | 7,841.45 |
| EQUIPMENT RENTAL | 7,841.45 |
| 740680 | 299.00 |
| MEMBERSHIP/ASSOCIATION DUES | 299.00 |
| 790100 | - |
| REIMBURSEMENTS CLEARING | - |
| 3500 | 232,461.85 |
| BUDGET OFFICE | 232,461.85 |
| 710100 | 76,201.97 |
| SALARY/OFFICIAL-DEPARTMENT HEAD | 76,201.97 |
| 710110 | 90,690.41 |
| SALARY/REGULAR | 90,690.41 |

| | |
|---------------------------------|--------------|
| 710140 | 557.49 |
| SALARY/CELL PHONE ALLOWANCE | 557.49 |
| 720100 | 12,503.21 |
| SOCIAL SECURITY | 12,503.21 |
| 720110 | 27,535.26 |
| EMPLOYEE INSURANCE | 27,535.26 |
| 720120 | 20,831.22 |
| RETIREMENT | 20,831.22 |
| 720140 | 106.00 |
| STATE UNEMPLOYMENT TAX | 106.00 |
| 730100 | 681.20 |
| OFFICE SUPPLIES | 681.20 |
| 740510 | 855.00 |
| PROFESSIONAL DEVELOPMENT | 855.00 |
| 740530 | 265.93 |
| MOBILE PHONE AND DATA | 265.93 |
| 740660 | 2,114.16 |
| EQUIPMENT RENTAL | 2,114.16 |
| 740680 | 120.00 |
| MEMBERSHIP/ASSOCIATION DUES | 120.00 |
| 3600 | 472,011.92 |
| COUNTY TREASURER | 472,011.92 |
| 710100 | 86,877.32 |
| SALARY/OFFICIAL-DEPARTMENT HEAD | 86,877.32 |
| 710110 | 232,879.49 |
| SALARY/REGULAR | 232,879.49 |
| 710130 | 924.43 |
| SALARY/OVERTIME | 924.43 |
| 720100 | 23,543.85 |
| SOCIAL SECURITY | 23,543.85 |
| 720110 | 69,732.65 |
| EMPLOYEE INSURANCE | 69,732.65 |
| 720120 | 39,862.69 |
| RETIREMENT | 39,862.69 |
| 720140 | 402.86 |
| STATE UNEMPLOYMENT TAX | 402.86 |
| 730100 | 3,269.34 |
| OFFICE SUPPLIES | 3,269.34 |
| 740510 | 1,680.00 |
| PROFESSIONAL DEVELOPMENT | 1,680.00 |
| 740540 | 2,604.64 |
| TRAVEL EXPENSE | 2,604.64 |
| 740640 | 7,288.70 |
| CONTRACT SERVICES | 7,288.70 |
| 740660 | 2,635.95 |
| EQUIPMENT RENTAL | 2,635.95 |
| 740680 | 310.00 |
| MEMBERSHIP/ASSOCIATION DUES | 310.00 |
| 3700 | 2,930,084.95 |
| TAX ASSESSOR/COLLECTOR | 2,930,084.95 |
| 710100 | 94,025.67 |
| SALARY/OFFICIAL-DEPARTMENT HEAD | 94,025.67 |
| 710110 | 1,730,993.70 |
| SALARY/REGULAR | 1,730,993.70 |

| | |
|----------------------------------|--------------|
| 710130 | 24,188.68 |
| SALARY/OVERTIME | 24,188.68 |
| 710140 | 557.49 |
| SALARY/CELL PHONE ALLOWANCE | 557.49 |
| 720100 | 136,680.47 |
| SOCIAL SECURITY | 136,680.47 |
| 720110 | 519,250.66 |
| EMPLOYEE INSURANCE | 519,250.66 |
| 720120 | 229,940.25 |
| RETIREMENT | 229,940.25 |
| 720140 | 1,967.97 |
| STATE UNEMPLOYMENT TAX | 1,967.97 |
| 730100 | 39,019.21 |
| OFFICE SUPPLIES | 39,019.21 |
| 730210 | 26,921.80 |
| DATA PROCESSING SUPPLIES | 26,921.80 |
| 740140 | 1,231.57 |
| VEHICLE MAINTENANCE - CONTROLLED | 1,231.57 |
| 740510 | 5,870.00 |
| PROFESSIONAL DEVELOPMENT | 5,870.00 |
| 740540 | 965.16 |
| TRAVEL EXPENSE | 965.16 |
| 740580 | 39,800.72 |
| PRINTING | 39,800.72 |
| 740640 | 74,977.16 |
| CONTRACT SERVICES | 74,977.16 |
| 740660 | 104.44 |
| EQUIPMENT RENTAL | 104.44 |
| 740680 | 3,590.00 |
| MEMBERSHIP/ASSOCIATION DUES | 3,590.00 |
| 790100 | - |
| REIMBURSEMENTS CLEARING | - |
| 3701 | 7,102.53 |
| TAC SPECIAL INVENTORY TAX | 7,102.53 |
| 740540 | 7,102.53 |
| TRAVEL EXPENSE | 7,102.53 |
| 4000 | 1,247,238.78 |
| ENVIRONMENTAL HEALTH | 1,247,238.78 |
| 710100 | 71,456.18 |
| SALARY/OFFICIAL-DEPARTMENT HEAD | 71,456.18 |
| 710110 | 784,046.17 |
| SALARY/REGULAR | 784,046.17 |
| 710120 | - |
| SALARY/OTHER | - |
| 720100 | 62,392.24 |
| SOCIAL SECURITY | 62,392.24 |
| 720110 | 179,889.99 |
| EMPLOYEE INSURANCE | 179,889.99 |
| 720120 | 106,364.93 |
| RETIREMENT | 106,364.93 |
| 720140 | 189.00 |
| STATE UNEMPLOYMENT TAX | 189.00 |
| 730100 | 4,549.69 |
| OFFICE SUPPLIES | 4,549.69 |

| | |
|----------------------------------|--------------|
| 730120 | 586.00 |
| BOOK SUPPLEMENTS | 586.00 |
| 730240 | 3,120.92 |
| FUEL - CONTROLLED | 3,120.92 |
| 730310 | 1,036.11 |
| UNIFORMS | 1,036.11 |
| 730370 | 44.00 |
| PERIODICALS | 44.00 |
| 740140 | 836.17 |
| VEHICLE MAINTENANCE - CONTROLLED | 836.17 |
| 740510 | 398.00 |
| PROFESSIONAL DEVELOPMENT | 398.00 |
| 740528 | 16,439.00 |
| PROFESSIONAL SERVICES-STORMWATER | 16,439.00 |
| 740530 | 8,659.93 |
| MOBILE PHONE AND DATA | 8,659.93 |
| 740540 | 2,516.17 |
| TRAVEL EXPENSE | 2,516.17 |
| 740580 | 1,021.70 |
| PRINTING | 1,021.70 |
| 740660 | 3,251.58 |
| EQUIPMENT RENTAL | 3,251.58 |
| 740680 | 441.00 |
| MEMBERSHIP/ASSOCIATION DUES | 441.00 |
| 4001 | 353,682.00 |
| PERMITS | 353,682.00 |
| 710100 | 75,774.22 |
| SALARY/OFFICIAL-DEPARTMENT HEAD | 75,774.22 |
| 710110 | 161,416.16 |
| SALARY/REGULAR | 161,416.16 |
| 710140 | 539.03 |
| SALARY/CELL PHONE ALLOWANCE | 539.03 |
| 720100 | 17,383.50 |
| SOCIAL SECURITY | 17,383.50 |
| 720110 | 59,439.28 |
| EMPLOYEE INSURANCE | 59,439.28 |
| 720120 | 29,582.98 |
| RETIREMENT | 29,582.98 |
| 720140 | 230.49 |
| STATE UNEMPLOYMENT TAX | 230.49 |
| 730100 | 5,338.67 |
| OFFICE SUPPLIES | 5,338.67 |
| 740540 | 197.83 |
| TRAVEL EXPENSE | 197.83 |
| 740580 | 315.00 |
| PRINTING | 315.00 |
| 740660 | 3,264.84 |
| EQUIPMENT RENTAL | 3,264.84 |
| 740680 | 200.00 |
| MEMBERSHIP/ASSOCIATION DUES | 200.00 |
| 4100 | 2,961,308.09 |
| ANIMAL SERVICES | 2,961,308.09 |
| 710100 | 76,780.12 |
| SALARY/OFFICIAL-DEPARTMENT HEAD | 76,780.12 |

| | |
|---|--------------|
| 710110 | 1,199,169.21 |
| SALARY/REGULAR | 1,199,169.21 |
| 710130 | 64,046.03 |
| SALARY/OVERTIME | 64,046.03 |
| 710140 | 3,982.36 |
| SALARY/CELL PHONE ALLOWANCE | 3,982.36 |
| 720100 | 100,182.70 |
| SOCIAL SECURITY | 100,182.70 |
| 720110 | 391,521.99 |
| EMPLOYEE INSURANCE | 391,521.99 |
| 720120 | 167,054.61 |
| RETIREMENT | 167,054.61 |
| 720140 | 2,105.42 |
| STATE UNEMPLOYMENT TAX | 2,105.42 |
| 730100 | 99,593.09 |
| OFFICE SUPPLIES | 99,593.09 |
| 730140 | 3,367.03 |
| JANITOR SUPPLIES | 3,367.03 |
| 730220 | 1,800.60 |
| REPLACEMENTS | 1,800.60 |
| 730240 | 41,484.82 |
| FUEL - CONTROLLED | 41,484.82 |
| 730250 | 4,150.28 |
| SHOP SUPPLIES | 4,150.28 |
| 730260 | 16,024.28 |
| VEHICLE SUPPLIES | 16,024.28 |
| 730280 | 48,618.47 |
| CANINE EXPENSES | 48,618.47 |
| 730290 | 56,590.00 |
| SPAY/NEUTER PROGRAM EXPENSE | 56,590.00 |
| 730310 | - |
| UNIFORMS | - |
| 730390 | 290,406.87 |
| MEDICAL SUPPLIES | 290,406.87 |
| 740140 | 15,123.52 |
| VEHICLE MAINTENANCE - CONTROLLED | 15,123.52 |
| 740410 | 771.92 |
| TOLLS | 771.92 |
| 740510 | 2,895.90 |
| PROFESSIONAL DEVELOPMENT | 2,895.90 |
| 740512 | 36,386.57 |
| PROFESSIONAL SERVICES | 36,386.57 |
| 740530 | 5,585.33 |
| MOBILE PHONE AND DATA | 5,585.33 |
| 740540 | 15,279.34 |
| TRAVEL EXPENSE | 15,279.34 |
| 740580 | 665.37 |
| PRINTING | 665.37 |
| 740640 | 4,610.00 |
| CONTRACT SERVICES | 4,610.00 |
| 740660 | 16,024.87 |
| EQUIPMENT RENTAL | 16,024.87 |
| 750400 | 293,000.00 |
| CAPITAL OUTLAY-FURNITURE FIXTURES AND EQUIPMENT | 293,000.00 |

| | |
|---|--------------|
| 790100 | (240.00) |
| REIMBURSEMENTS CLEARING | (240.00) |
| 730410 | 255.00 |
| INVOICE TOLERANCE* | 255.00 |
| 740145 | 4,072.39 |
| EQUIPMENT MAINTENANCE/REPAIR - CONTROLLED | 4,072.39 |
| 4200 | 1,358,572.68 |
| FORENSIC SERVICES | 1,358,572.68 |
| 710100 | 174,642.55 |
| SALARY/OFFICIAL-DEPARTMENT HEAD | 174,642.55 |
| 710110 | 509,072.33 |
| SALARY/REGULAR | 509,072.33 |
| 710120 | - |
| SALARY/OTHER | - |
| 710130 | 26,072.92 |
| SALARY/OVERTIME | 26,072.92 |
| 720100 | 41,511.24 |
| SOCIAL SECURITY | 41,511.24 |
| 720110 | 82,600.75 |
| EMPLOYEE INSURANCE | 82,600.75 |
| 720120 | 88,328.35 |
| RETIREMENT | 88,328.35 |
| 720140 | 94.53 |
| STATE UNEMPLOYMENT TAX | 94.53 |
| 730100 | 4,649.78 |
| OFFICE SUPPLIES | 4,649.78 |
| 730110 | 1,499.46 |
| POSTAGE | 1,499.46 |
| 730220 | 1,517.42 |
| REPLACEMENTS | 1,517.42 |
| 730240 | 780.39 |
| FUEL - CONTROLLED | 780.39 |
| 730310 | 1,336.08 |
| UNIFORMS | 1,336.08 |
| 730390 | 32,758.84 |
| MEDICAL SUPPLIES | 32,758.84 |
| 740140 | 148.87 |
| VEHICLE MAINTENANCE - CONTROLLED | 148.87 |
| 740420 | 1,476.00 |
| COURIER SERVICE | 1,476.00 |
| 740510 | 250.00 |
| PROFESSIONAL DEVELOPMENT | 250.00 |
| 740512 | 508.10 |
| PROFESSIONAL SERVICES | 508.10 |
| 740530 | 1,343.34 |
| MOBILE PHONE AND DATA | 1,343.34 |
| 740540 | 1,551.56 |
| TRAVEL EXPENSE | 1,551.56 |
| 740560 | 170,611.49 |
| TRANSPORTATION | 170,611.49 |
| 740640 | 212,504.19 |
| CONTRACT SERVICES | 212,504.19 |
| 740656 | 3,934.49 |
| RENT AND LEASES | 3,934.49 |

| | |
|-----------------------------------|------------|
| 740680 | 1,380.00 |
| MEMBERSHIP/ASSOCIATION DUES | 1,380.00 |
| 4300 | 93,619.60 |
| MCCD-COUNTY APPROPRIATIONS (CDBG) | 93,619.60 |
| 710100 | 70,105.76 |
| SALARY/OFFICIAL-DEPARTMENT HEAD | 70,105.76 |
| 710140 | 557.49 |
| SALARY/CELL PHONE ALLOWANCE | 557.49 |
| 720100 | 5,324.27 |
| SOCIAL SECURITY | 5,324.27 |
| 720110 | 8,566.19 |
| EMPLOYEE INSURANCE | 8,566.19 |
| 720120 | 8,784.18 |
| RETIREMENT | 8,784.18 |
| 720140 | 9.00 |
| STATE UNEMPLOYMENT TAX | 9.00 |
| 730100 | 98.71 |
| OFFICE SUPPLIES | 98.71 |
| 740680 | 174.00 |
| MEMBERSHIP/ASSOCIATION DUES | 174.00 |
| 4400 | 586,388.97 |
| CONVENTION CENTER | 586,388.97 |
| 710100 | 67,065.27 |
| SALARY/OFFICIAL-DEPARTMENT HEAD | 67,065.27 |
| 710110 | 195,274.04 |
| SALARY/REGULAR | 195,274.04 |
| 710120 | - |
| SALARY/OTHER | - |
| 710130 | 3,112.75 |
| SALARY/OVERTIME | 3,112.75 |
| 720100 | 19,800.07 |
| SOCIAL SECURITY | 19,800.07 |
| 720110 | 74,034.56 |
| EMPLOYEE INSURANCE | 74,034.56 |
| 720120 | 33,230.08 |
| RETIREMENT | 33,230.08 |
| 720140 | 243.66 |
| STATE UNEMPLOYMENT TAX | 243.66 |
| 730100 | 500.38 |
| OFFICE SUPPLIES | 500.38 |
| 730140 | 27,938.95 |
| JANITOR SUPPLIES | 27,938.95 |
| 730220 | 6,143.69 |
| REPLACEMENTS | 6,143.69 |
| 730240 | 5,105.73 |
| FUEL - CONTROLLED | 5,105.73 |
| 730250 | 3,244.44 |
| SHOP SUPPLIES | 3,244.44 |
| 730260 | 1,751.19 |
| VEHICLE SUPPLIES | 1,751.19 |
| 730310 | 1,249.33 |
| UNIFORMS | 1,249.33 |
| 730350 | 3,494.91 |
| AGRICULTURE SUPPLIES | 3,494.91 |

| | |
|----------------------------------|--------------|
| 730370 | 68.00 |
| PERIODICALS | 68.00 |
| 730380 | 5,402.72 |
| AUDIO/VISUAL SUPPLIES | 5,402.72 |
| 740140 | 1,342.59 |
| VEHICLE MAINTENANCE - CONTROLLED | 1,342.59 |
| 740150 | 34,220.38 |
| LANDSCAPE MAINTENANCE | 34,220.38 |
| 740510 | 2,507.58 |
| PROFESSIONAL DEVELOPMENT | 2,507.58 |
| 740530 | 2,819.23 |
| MOBILE PHONE AND DATA | 2,819.23 |
| 740540 | 717.95 |
| TRAVEL EXPENSE | 717.95 |
| 740570 | 2,458.00 |
| ADVERTISING | 2,458.00 |
| 740640 | 90,562.11 |
| CONTRACT SERVICES | 90,562.11 |
| 740660 | 3,191.36 |
| EQUIPMENT RENTAL | 3,191.36 |
| 740680 | 910.00 |
| MEMBERSHIP/ASSOCIATION DUES | 910.00 |
| 790100 | - |
| REIMBURSEMENTS CLEARING | - |
| 4500 | 5,588,523.68 |
| MEMORIAL LIBRARY | 5,588,523.68 |
| 710100 | 88,630.48 |
| SALARY/OFFICIAL-DEPARTMENT HEAD | 88,630.48 |
| 710110 | 3,400,101.56 |
| SALARY/REGULAR | 3,400,101.56 |
| 710130 | 24.99 |
| SALARY/OVERTIME | 24.99 |
| 720100 | 260,025.37 |
| SOCIAL SECURITY | 260,025.37 |
| 720110 | 1,008,033.03 |
| EMPLOYEE INSURANCE | 1,008,033.03 |
| 720120 | 433,770.17 |
| RETIREMENT | 433,770.17 |
| 720140 | 3,872.32 |
| STATE UNEMPLOYMENT TAX | 3,872.32 |
| 730100 | 14,614.89 |
| OFFICE SUPPLIES | 14,614.89 |
| 730210 | 17,901.62 |
| DATA PROCESSING SUPPLIES | 17,901.62 |
| 730220 | 2,349.68 |
| REPLACEMENTS | 2,349.68 |
| 730240 | 4,202.21 |
| FUEL - CONTROLLED | 4,202.21 |
| 730300 | 4,404.31 |
| COMMUNITY AWARENESS SUPPLIES | 4,404.31 |
| 730320 | 126.99 |
| IT HARDWARE | 126.99 |
| 730370 | 59,825.55 |
| PERIODICALS | 59,825.55 |

| | |
|----------------------------------|------------|
| 730380 | 106,544.74 |
| AUDIO/VISUAL SUPPLIES | 106,544.74 |
| 740110 | 7,239.00 |
| IT SOFTWARE MAINTENANCE | 7,239.00 |
| 740140 | 1,087.19 |
| VEHICLE MAINTENANCE - CONTROLLED | 1,087.19 |
| 740510 | 7,290.68 |
| PROFESSIONAL DEVELOPMENT | 7,290.68 |
| 740512 | 8,360.55 |
| PROFESSIONAL SERVICES | 8,360.55 |
| 740530 | 250.92 |
| MOBILE PHONE AND DATA | 250.92 |
| 740540 | 941.34 |
| TRAVEL EXPENSE | 941.34 |
| 740550 | 24,848.08 |
| SAFETY PROGRAM | 24,848.08 |
| 740580 | 46.00 |
| PRINTING | 46.00 |
| 740640 | 15,259.16 |
| CONTRACT SERVICES | 15,259.16 |
| 740660 | 6,288.96 |
| EQUIPMENT RENTAL | 6,288.96 |
| 740680 | 65,000.00 |
| MEMBERSHIP/ASSOCIATION DUES | 65,000.00 |
| 740700 | - |
| INSURANCE/BOND PREMIUMS | - |
| 750700 | 47,483.89 |
| CAPITAL OUTLAY-BOOKS | 47,483.89 |
| 4600 | 418,688.69 |
| EXTENSION AGENTS | 418,688.69 |
| 710110 | 147,235.41 |
| SALARY/REGULAR | 147,235.41 |
| 710120 | 118,981.14 |
| SALARY/OTHER | 118,981.14 |
| 710130 | 421.18 |
| SALARY/OVERTIME | 421.18 |
| 720100 | 19,975.56 |
| SOCIAL SECURITY | 19,975.56 |
| 720110 | 82,151.55 |
| EMPLOYEE INSURANCE | 82,151.55 |
| 720120 | 20,128.16 |
| RETIREMENT | 20,128.16 |
| 720140 | 536.05 |
| STATE UNEMPLOYMENT TAX | 536.05 |
| 730100 | 3,243.72 |
| OFFICE SUPPLIES | 3,243.72 |
| 730370 | 174.75 |
| PERIODICALS | 174.75 |
| 740510 | 550.00 |
| PROFESSIONAL DEVELOPMENT | 550.00 |
| 740530 | 669.48 |
| MOBILE PHONE AND DATA | 669.48 |
| 740540 | 11,573.43 |
| TRAVEL EXPENSE | 11,573.43 |

| | |
|----------------------------------|------------|
| 740580 | 467.18 |
| PRINTING | 467.18 |
| 740640 | 735.00 |
| CONTRACT SERVICES | 735.00 |
| 740660 | 8,817.92 |
| EQUIPMENT RENTAL | 8,817.92 |
| 740680 | 1,280.00 |
| MEMBERSHIP/ASSOCIATION DUES | 1,280.00 |
| 790100 | (325.84) |
| REIMBURSEMENTS CLEARING | (325.84) |
| 740100 | 2,074.00 |
| IT HARDWARE MAINTENANCE | 2,074.00 |
| 5000 | 423,641.29 |
| AIRPORT | 423,641.29 |
| 710100 | 69,064.93 |
| SALARY/OFFICIAL-DEPARTMENT HEAD | 69,064.93 |
| 710110 | 199,483.45 |
| SALARY/REGULAR | 199,483.45 |
| 710130 | 142.79 |
| SALARY/OVERTIME | 142.79 |
| 710140 | 278.75 |
| SALARY/CELL PHONE ALLOWANCE | 278.75 |
| 720100 | 19,942.96 |
| SOCIAL SECURITY | 19,942.96 |
| 720110 | 59,946.53 |
| EMPLOYEE INSURANCE | 59,946.53 |
| 720120 | 33,434.97 |
| RETIREMENT | 33,434.97 |
| 720140 | 139.54 |
| STATE UNEMPLOYMENT TAX | 139.54 |
| 730100 | 260.81 |
| OFFICE SUPPLIES | 260.81 |
| 730220 | 21,097.28 |
| REPLACEMENTS | 21,097.28 |
| 730230 | 1,958.49 |
| MARINE/AIR EXPENSE | 1,958.49 |
| 730240 | 4,448.70 |
| FUEL - CONTROLLED | 4,448.70 |
| 730310 | 91.98 |
| UNIFORMS | 91.98 |
| 740140 | 438.62 |
| VEHICLE MAINTENANCE - CONTROLLED | 438.62 |
| 740150 | 4,944.00 |
| LANDSCAPE MAINTENANCE | 4,944.00 |
| 740420 | 30.47 |
| COURIER SERVICE | 30.47 |
| 740512 | 2,331.04 |
| PROFESSIONAL SERVICES | 2,331.04 |
| 740528 | 200.00 |
| PROFESSIONAL SERVICES-STORMWATER | 200.00 |
| 740530 | 1,130.29 |
| MOBILE PHONE AND DATA | 1,130.29 |
| 740540 | 1,685.90 |
| TRAVEL EXPENSE | 1,685.90 |

| | |
|----------------------------------|--------------|
| 740580 | 58.99 |
| PRINTING | 58.99 |
| 740660 | 1,381.80 |
| EQUIPMENT RENTAL | 1,381.80 |
| 740680 | 1,254.00 |
| MEMBERSHIP/ASSOCIATION DUES | 1,254.00 |
| 790100 | (105.00) |
| REIMBURSEMENTS CLEARING | (105.00) |
| 5050 | 181,075.54 |
| CUSTOMS | 181,075.54 |
| 740512 | 181,075.54 |
| PROFESSIONAL SERVICES | 181,075.54 |
| 5060 | 285.60 |
| ARF | 285.60 |
| 740512 | 285.60 |
| PROFESSIONAL SERVICES | 285.60 |
| 5100 | 7,873,479.48 |
| DISTRICT ATTORNEY | 7,873,479.48 |
| 710100 | 23,857.56 |
| SALARY/OFFICIAL-DEPARTMENT HEAD | 23,857.56 |
| 710110 | 5,127,099.83 |
| SALARY/REGULAR | 5,127,099.83 |
| 710120 | - |
| SALARY/OTHER | - |
| 710130 | 111,484.12 |
| SALARY/OVERTIME | 111,484.12 |
| 710140 | 557.49 |
| SALARY/CELL PHONE ALLOWANCE | 557.49 |
| 710150 | 131,209.24 |
| SALARY/SPECIAL PAY | 131,209.24 |
| 720100 | 402,370.25 |
| SOCIAL SECURITY | 402,370.25 |
| 720110 | 857,171.48 |
| EMPLOYEE INSURANCE | 857,171.48 |
| 720120 | 671,393.81 |
| RETIREMENT | 671,393.81 |
| 720140 | 2,118.80 |
| STATE UNEMPLOYMENT TAX | 2,118.80 |
| 730100 | 42,029.74 |
| OFFICE SUPPLIES | 42,029.74 |
| 730240 | 33,051.62 |
| FUEL - CONTROLLED | 33,051.62 |
| 730310 | 4,127.06 |
| UNIFORMS | 4,127.06 |
| 730330 | 27,688.84 |
| IT SOFTWARE | 27,688.84 |
| 740140 | 13,078.30 |
| VEHICLE MAINTENANCE - CONTROLLED | 13,078.30 |
| 740160 | 30,874.39 |
| SPECIAL INVESTIGATION | 30,874.39 |
| 740420 | 240.53 |
| COURIER SERVICE | 240.53 |
| 740460 | 943.50 |
| INVESTIGATOR | 943.50 |

| | |
|--|-------------|
| 740478 | 20,562.50 |
| EXPERT WITNESS-PSYCHIATRIC EVALUATION | 20,562.50 |
| 740484 | 2,060.74 |
| COURT REPORTER TRANSCRIPT | 2,060.74 |
| 740504 | 3,193.89 |
| ONLINE SERVICES | 3,193.89 |
| 740510 | 20,614.16 |
| PROFESSIONAL DEVELOPMENT | 20,614.16 |
| 740512 | 29,143.96 |
| PROFESSIONAL SERVICES | 29,143.96 |
| 740530 | 23,477.16 |
| MOBILE PHONE AND DATA | 23,477.16 |
| 740540 | 32,478.01 |
| TRAVEL EXPENSE | 32,478.01 |
| 740640 | 35,986.90 |
| CONTRACT SERVICES | 35,986.90 |
| 740660 | 52,511.16 |
| EQUIPMENT RENTAL | 52,511.16 |
| 740680 | 16,948.00 |
| MEMBERSHIP/ASSOCIATION DUES | 16,948.00 |
| 740692 | - |
| DA WITNESS EXPENSE | - |
| 740694 | - |
| FOOD SERVICE | - |
| 740750 | 110,598.10 |
| REMODEL | 110,598.10 |
| 790100 | (11,414.84) |
| REIMBURSEMENTS CLEARING | (11,414.84) |
| 730101 | - |
| FOOD SUPPLIES | - |
| 790900 | 58,023.18 |
| CARRYOVER FROM PREVIOUS YEAR | 58,023.18 |
| 5101 | 11,572.09 |
| DISTRICT ATTORNEY STATE FUNDS | 11,572.09 |
| 710150 | 8,462.60 |
| SALARY/SPECIAL PAY | 8,462.60 |
| 720100 | 636.69 |
| SOCIAL SECURITY | 636.69 |
| 720110 | 1,417.98 |
| EMPLOYEE INSURANCE | 1,417.98 |
| 720120 | 1,054.06 |
| RETIREMENT | 1,054.06 |
| 720140 | 0.76 |
| STATE UNEMPLOYMENT TAX | 0.76 |
| 5200 | 633,623.59 |
| OFFICE OF HOMELAND SECURITY & EMERGENCY MANAGEMENT | 633,623.59 |
| 710100 | 83,319.92 |
| SALARY/OFFICIAL-DEPARTMENT HEAD | 83,319.92 |
| 710110 | 246,152.32 |
| SALARY/REGULAR | 246,152.32 |
| 710130 | 7.75 |
| SALARY/OVERTIME | 7.75 |
| 720100 | 24,209.56 |
| SOCIAL SECURITY | 24,209.56 |

| | |
|----------------------------------|------------|
| 720110 | 58,787.47 |
| EMPLOYEE INSURANCE | 58,787.47 |
| 720120 | 40,891.45 |
| RETIREMENT | 40,891.45 |
| 720140 | 385.76 |
| STATE UNEMPLOYMENT TAX | 385.76 |
| 730100 | 2,127.94 |
| OFFICE SUPPLIES | 2,127.94 |
| 730140 | (1,011.89) |
| JANITOR SUPPLIES | (1,011.89) |
| 730240 | 11,767.57 |
| FUEL - CONTROLLED | 11,767.57 |
| 730250 | 1,268.06 |
| SHOP SUPPLIES | 1,268.06 |
| 730310 | 174.29 |
| UNIFORMS | 174.29 |
| 730390 | 40,560.00 |
| MEDICAL SUPPLIES | 40,560.00 |
| 740140 | 10,356.84 |
| VEHICLE MAINTENANCE - CONTROLLED | 10,356.84 |
| 740510 | 370.00 |
| PROFESSIONAL DEVELOPMENT | 370.00 |
| 740530 | 3,856.91 |
| MOBILE PHONE AND DATA | 3,856.91 |
| 740540 | 611.21 |
| TRAVEL EXPENSE | 611.21 |
| 740640 | 735.00 |
| CONTRACT SERVICES | 735.00 |
| 740656 | 98,000.00 |
| RENT AND LEASES | 98,000.00 |
| 740660 | 2,874.48 |
| EQUIPMENT RENTAL | 2,874.48 |
| 750600 | 7,688.20 |
| CAPITAL OUTLAY-VEHICLES | 7,688.20 |
| 790100 | (825.16) |
| REIMBURSEMENTS CLEARING | (825.16) |
| 790900 | 1,315.91 |
| CARRYOVER FROM PREVIOUS YEAR | 1,315.91 |
| 5300 | 641,327.45 |
| FIRE MARSHAL - INVESTIGATIONS | 641,327.45 |
| 710100 | 83,342.07 |
| SALARY/OFFICIAL-DEPARTMENT HEAD | 83,342.07 |
| 710110 | 314,486.40 |
| SALARY/REGULAR | 314,486.40 |
| 710130 | 29,589.69 |
| SALARY/OVERTIME | 29,589.69 |
| 710150 | 11,778.00 |
| SALARY/SPECIAL PAY | 11,778.00 |
| 720100 | 33,012.78 |
| SOCIAL SECURITY | 33,012.78 |
| 720110 | 59,956.88 |
| EMPLOYEE INSURANCE | 59,956.88 |
| 720120 | 54,616.51 |
| RETIREMENT | 54,616.51 |

| | |
|-----------------------------------|------------|
| 720140 | 250.12 |
| STATE UNEMPLOYMENT TAX | 250.12 |
| 730100 | 134.98 |
| OFFICE SUPPLIES | 134.98 |
| 730240 | 11,495.36 |
| FUEL - CONTROLLED | 11,495.36 |
| 730250 | 2,228.36 |
| SHOP SUPPLIES | 2,228.36 |
| 730270 | 5,647.52 |
| LAW ENFORCEMENT SPECIFIC SUPPLIES | 5,647.52 |
| 730280 | 1,287.94 |
| CANINE EXPENSES | 1,287.94 |
| 730310 | 3,232.86 |
| UNIFORMS | 3,232.86 |
| 740140 | 12,846.62 |
| VEHICLE MAINTENANCE - CONTROLLED | 12,846.62 |
| 740510 | 1,879.50 |
| PROFESSIONAL DEVELOPMENT | 1,879.50 |
| 740530 | 3,718.60 |
| MOBILE PHONE AND DATA | 3,718.60 |
| 740540 | 3,674.49 |
| TRAVEL EXPENSE | 3,674.49 |
| 740660 | 1,016.05 |
| EQUIPMENT RENTAL | 1,016.05 |
| 740680 | 605.74 |
| MEMBERSHIP/ASSOCIATION DUES | 605.74 |
| 750600 | 7,681.30 |
| CAPITAL OUTLAY-VEHICLES | 7,681.30 |
| 790100 | (1,154.32) |
| REIMBURSEMENTS CLEARING | (1,154.32) |
| 5301 | 659,309.80 |
| FIRE MARSHAL - INSPECTIONS | 659,309.80 |
| 710110 | 432,843.71 |
| SALARY/REGULAR | 432,843.71 |
| 710130 | 1,606.82 |
| SALARY/OVERTIME | 1,606.82 |
| 720100 | 31,857.57 |
| SOCIAL SECURITY | 31,857.57 |
| 720110 | 81,901.50 |
| EMPLOYEE INSURANCE | 81,901.50 |
| 720120 | 54,019.55 |
| RETIREMENT | 54,019.55 |
| 720140 | 435.64 |
| STATE UNEMPLOYMENT TAX | 435.64 |
| 730100 | 444.73 |
| OFFICE SUPPLIES | 444.73 |
| 730240 | 20,420.59 |
| FUEL - CONTROLLED | 20,420.59 |
| 730250 | 3,811.00 |
| SHOP SUPPLIES | 3,811.00 |
| 730270 | 6,689.85 |
| LAW ENFORCEMENT SPECIFIC SUPPLIES | 6,689.85 |
| 740110 | 4,491.43 |
| IT SOFTWARE MAINTENANCE | 4,491.43 |

| | |
|-----------------------------------|--------------|
| 740140 | 4,896.94 |
| VEHICLE MAINTENANCE - CONTROLLED | 4,896.94 |
| 740504 | 539.40 |
| ONLINE SERVICES | 539.40 |
| 740510 | 3,738.82 |
| PROFESSIONAL DEVELOPMENT | 3,738.82 |
| 740530 | 6,816.90 |
| MOBILE PHONE AND DATA | 6,816.90 |
| 740540 | 1,499.23 |
| TRAVEL EXPENSE | 1,499.23 |
| 740660 | 2,926.13 |
| EQUIPMENT RENTAL | 2,926.13 |
| 740680 | 369.99 |
| MEMBERSHIP/ASSOCIATION DUES | 369.99 |
| 5400 | 1,288,703.27 |
| JUVENILE PROBATION-ADMINISTRATIVE | 1,288,703.27 |
| 710100 | 88,464.95 |
| SALARY/OFFICIAL-DEPARTMENT HEAD | 88,464.95 |
| 710110 | 767,315.93 |
| SALARY/REGULAR | 767,315.93 |
| 710130 | 6,112.56 |
| SALARY/OVERTIME | 6,112.56 |
| 710140 | 520.57 |
| SALARY/CELL PHONE ALLOWANCE | 520.57 |
| 720100 | 63,959.70 |
| SOCIAL SECURITY | 63,959.70 |
| 720110 | 231,678.82 |
| EMPLOYEE INSURANCE | 231,678.82 |
| 720120 | 107,194.44 |
| RETIREMENT | 107,194.44 |
| 720140 | 1,257.86 |
| STATE UNEMPLOYMENT TAX | 1,257.86 |
| 730100 | 1,908.52 |
| OFFICE SUPPLIES | 1,908.52 |
| 740140 | 58.99 |
| VEHICLE MAINTENANCE - CONTROLLED | 58.99 |
| 740518 | - |
| PROFESSIONAL SERVICES-POLYGRAPH | - |
| 740540 | - |
| TRAVEL EXPENSE | - |
| 740660 | 20,230.93 |
| EQUIPMENT RENTAL | 20,230.93 |
| 740790 | - |
| ELECTRONIC MONITORING | - |
| 5401 | 2,247,241.83 |
| JUVENILE PROBATION-DETENTION | 2,247,241.83 |
| 710110 | 1,441,354.33 |
| SALARY/REGULAR | 1,441,354.33 |
| 710130 | 30,771.20 |
| SALARY/OVERTIME | 30,771.20 |
| 710140 | 557.49 |
| SALARY/CELL PHONE ALLOWANCE | 557.49 |
| 720100 | 110,159.54 |
| SOCIAL SECURITY | 110,159.54 |

| | |
|----------------------------------|--------------|
| 720110 | 401,187.58 |
| EMPLOYEE INSURANCE | 401,187.58 |
| 720120 | 183,031.42 |
| RETIREMENT | 183,031.42 |
| 720140 | 3,368.07 |
| STATE UNEMPLOYMENT TAX | 3,368.07 |
| 730100 | 2,256.58 |
| OFFICE SUPPLIES | 2,256.58 |
| 730140 | 10,041.98 |
| JANITOR SUPPLIES | 10,041.98 |
| 730160 | 3,238.37 |
| CLOTHING | 3,238.37 |
| 730220 | 15,876.59 |
| REPLACEMENTS | 15,876.59 |
| 730310 | 617.16 |
| UNIFORMS | 617.16 |
| 740120 | 17,500.00 |
| MEDICAL SERVICES | 17,500.00 |
| 740140 | 2,548.35 |
| VEHICLE MAINTENANCE - CONTROLLED | 2,548.35 |
| 740512 | 6,784.00 |
| PROFESSIONAL SERVICES | 6,784.00 |
| 740660 | 137.88 |
| EQUIPMENT RENTAL | 137.88 |
| 730101 | 17,811.29 |
| FOOD SUPPLIES | 17,811.29 |
| 5402 | 855.69 |
| JUVENILE PROBATION-LOCAL | 855.69 |
| 730100 | 689.40 |
| OFFICE SUPPLIES | 689.40 |
| 740512 | 110.35 |
| PROFESSIONAL SERVICES | 110.35 |
| 740694 | 55.94 |
| FOOD SERVICE | 55.94 |
| 5500 | 2,385,062.69 |
| ADULT PROBATION | 2,385,062.69 |
| 710100 | 93,939.37 |
| SALARY/OFFICIAL-DEPARTMENT HEAD | 93,939.37 |
| 710110 | 1,876,914.16 |
| SALARY/REGULAR | 1,876,914.16 |
| 710120 | - |
| SALARY/OTHER | - |
| 710130 | 3,210.55 |
| SALARY/OVERTIME | 3,210.55 |
| 710140 | 6,689.90 |
| SALARY/CELL PHONE ALLOWANCE | 6,689.90 |
| 720100 | 142,721.53 |
| SOCIAL SECURITY | 142,721.53 |
| 720120 | 246,279.90 |
| RETIREMENT | 246,279.90 |
| 720140 | 1,862.52 |
| STATE UNEMPLOYMENT TAX | 1,862.52 |
| 730100 | 1,139.39 |
| OFFICE SUPPLIES | 1,139.39 |

| | |
|-----------------------------------|--------------|
| 740640 | 10,528.50 |
| CONTRACT SERVICES | 10,528.50 |
| 740660 | 68.73 |
| EQUIPMENT RENTAL | 68.73 |
| 740100 | 1,708.14 |
| IT HARDWARE MAINTENANCE | 1,708.14 |
| 5600 | 79,507.34 |
| COMMISSIONS | 79,507.34 |
| 730100 | 640.00 |
| OFFICE SUPPLIES | 640.00 |
| 730220 | 934.50 |
| REPLACEMENTS | 934.50 |
| 730270 | 38,213.07 |
| LAW ENFORCEMENT SPECIFIC SUPPLIES | 38,213.07 |
| 730280 | 685.00 |
| CANINE EXPENSES | 685.00 |
| 730310 | 1,124.54 |
| UNIFORMS | 1,124.54 |
| 740512 | 1,307.23 |
| PROFESSIONAL SERVICES | 1,307.23 |
| 740656 | 716.00 |
| RENT AND LEASES | 716.00 |
| 740660 | 3,140.00 |
| EQUIPMENT RENTAL | 3,140.00 |
| 750600 | 32,747.00 |
| CAPITAL OUTLAY-VEHICLES | 32,747.00 |
| 5602 | 11,406.63 |
| LEOSE | 11,406.63 |
| 740510 | 9,459.50 |
| PROFESSIONAL DEVELOPMENT | 9,459.50 |
| 740540 | 1,947.13 |
| TRAVEL EXPENSE | 1,947.13 |
| 6000 | 1,383,478.13 |
| SHERIFF | 1,383,478.13 |
| 710100 | 106,176.34 |
| SALARY/OFFICIAL-DEPARTMENT HEAD | 106,176.34 |
| 710110 | 881,341.13 |
| SALARY/REGULAR | 881,341.13 |
| 710130 | 60,253.09 |
| SALARY/OVERTIME | 60,253.09 |
| 720100 | 76,716.07 |
| SOCIAL SECURITY | 76,716.07 |
| 720110 | 111,811.89 |
| EMPLOYEE INSURANCE | 111,811.89 |
| 720120 | 130,256.60 |
| RETIREMENT | 130,256.60 |
| 720140 | 108.00 |
| STATE UNEMPLOYMENT TAX | 108.00 |
| 730100 | 1,337.93 |
| OFFICE SUPPLIES | 1,337.93 |
| 740510 | 1,780.00 |
| PROFESSIONAL DEVELOPMENT | 1,780.00 |
| 740530 | 7,657.41 |
| MOBILE PHONE AND DATA | 7,657.41 |

| | |
|-----------------------------------|--------------|
| 740540 | 2,534.85 |
| TRAVEL EXPENSE | 2,534.85 |
| 740580 | 11.91 |
| PRINTING | 11.91 |
| 740660 | 3,492.42 |
| EQUIPMENT RENTAL | 3,492.42 |
| 740260 | 0.49 |
| INTEREST ON CREDIT CARDS | 0.49 |
| 6100 | 215,951.24 |
| SHERIFF HOMELAND SECURITY | 215,951.24 |
| 710110 | 134,772.52 |
| SALARY/REGULAR | 134,772.52 |
| 710130 | 11,645.10 |
| SALARY/OVERTIME | 11,645.10 |
| 720100 | 10,946.03 |
| SOCIAL SECURITY | 10,946.03 |
| 720110 | 26,454.26 |
| EMPLOYEE INSURANCE | 26,454.26 |
| 720120 | 18,198.62 |
| RETIREMENT | 18,198.62 |
| 720140 | 27.00 |
| STATE UNEMPLOYMENT TAX | 27.00 |
| 730100 | 1,303.84 |
| OFFICE SUPPLIES | 1,303.84 |
| 730220 | 4,643.28 |
| REPLACEMENTS | 4,643.28 |
| 730270 | 3,811.76 |
| LAW ENFORCEMENT SPECIFIC SUPPLIES | 3,811.76 |
| 740530 | 4,026.92 |
| MOBILE PHONE AND DATA | 4,026.92 |
| 740580 | 68.91 |
| PRINTING | 68.91 |
| 740640 | 53.00 |
| CONTRACT SERVICES | 53.00 |
| 6101 | 1,763,690.01 |
| SHERIFF COURTHOUSE SECURITY | 1,763,690.01 |
| 710110 | 1,245,581.15 |
| SALARY/REGULAR | 1,245,581.15 |
| 710130 | 5,641.51 |
| SALARY/OVERTIME | 5,641.51 |
| 720100 | 92,070.03 |
| SOCIAL SECURITY | 92,070.03 |
| 720110 | 254,801.32 |
| EMPLOYEE INSURANCE | 254,801.32 |
| 720120 | 155,626.02 |
| RETIREMENT | 155,626.02 |
| 720140 | 305.70 |
| STATE UNEMPLOYMENT TAX | 305.70 |
| 730270 | 818.88 |
| LAW ENFORCEMENT SPECIFIC SUPPLIES | 818.88 |
| 740510 | 3,200.00 |
| PROFESSIONAL DEVELOPMENT | 3,200.00 |
| 740540 | 1,980.20 |
| TRAVEL EXPENSE | 1,980.20 |

| | |
|--------------------------------|--------------|
| 740640 | 2,162.80 |
| CONTRACT SERVICES | 2,162.80 |
| 740660 | 1,502.40 |
| EQUIPMENT RENTAL | 1,502.40 |
| 6200 | - |
| SHERIFF CID | - |
| 710110 | - |
| SALARY/REGULAR | - |
| 720100 | - |
| SOCIAL SECURITY | - |
| 720110 | - |
| EMPLOYEE INSURANCE | - |
| 720120 | - |
| RETIREMENT | - |
| 6201 | 1,807,226.02 |
| SHERIFF HOMICIDE VIOLENT CRIME | 1,807,226.02 |
| 710110 | 1,196,968.24 |
| SALARY/REGULAR | 1,196,968.24 |
| 710130 | 85,904.33 |
| SALARY/OVERTIME | 85,904.33 |
| 720100 | 95,316.19 |
| SOCIAL SECURITY | 95,316.19 |
| 720110 | 228,715.55 |
| EMPLOYEE INSURANCE | 228,715.55 |
| 720120 | 159,472.67 |
| RETIREMENT | 159,472.67 |
| 720140 | 224.64 |
| STATE UNEMPLOYMENT TAX | 224.64 |
| 730100 | 6,572.49 |
| OFFICE SUPPLIES | 6,572.49 |
| 740510 | 12,730.00 |
| PROFESSIONAL DEVELOPMENT | 12,730.00 |
| 740530 | 9,558.51 |
| MOBILE PHONE AND DATA | 9,558.51 |
| 740540 | 5,810.18 |
| TRAVEL EXPENSE | 5,810.18 |
| 740580 | 712.33 |
| PRINTING | 712.33 |
| 740640 | 216.00 |
| CONTRACT SERVICES | 216.00 |
| 740660 | 5,024.89 |
| EQUIPMENT RENTAL | 5,024.89 |
| 6202 | 1,205,155.67 |
| SHERIFF ORGANIZED CRIME | 1,205,155.67 |
| 710110 | 811,264.73 |
| SALARY/REGULAR | 811,264.73 |
| 710130 | 22,024.16 |
| SALARY/OVERTIME | 22,024.16 |
| 710150 | 3,775.00 |
| SALARY/SPECIAL PAY | 3,775.00 |
| 720100 | 62,423.71 |
| SOCIAL SECURITY | 62,423.71 |
| 720110 | 151,136.81 |
| EMPLOYEE INSURANCE | 151,136.81 |

| | |
|-----------------------------------|--------------|
| 720120 | 104,090.46 |
| RETIREMENT | 104,090.46 |
| 720140 | 648.00 |
| STATE UNEMPLOYMENT TAX | 648.00 |
| 730270 | 1,329.09 |
| LAW ENFORCEMENT SPECIFIC SUPPLIES | 1,329.09 |
| 740504 | 3,030.00 |
| ONLINE SERVICES | 3,030.00 |
| 740510 | 749.00 |
| PROFESSIONAL DEVELOPMENT | 749.00 |
| 740530 | 10,087.81 |
| MOBILE PHONE AND DATA | 10,087.81 |
| 740540 | 606.90 |
| TRAVEL EXPENSE | 606.90 |
| 740580 | 252.08 |
| PRINTING | 252.08 |
| 740640 | 4,194.84 |
| CONTRACT SERVICES | 4,194.84 |
| 740656 | 25,948.00 |
| RENT AND LEASES | 25,948.00 |
| 740660 | 3,595.08 |
| EQUIPMENT RENTAL | 3,595.08 |
| 6300 | 99,743.63 |
| SHERIFF PATROL | 99,743.63 |
| 710110 | 54,986.14 |
| SALARY/REGULAR | 54,986.14 |
| 710130 | 12,120.61 |
| SALARY/OVERTIME | 12,120.61 |
| 720100 | 4,995.41 |
| SOCIAL SECURITY | 4,995.41 |
| 720110 | 8,566.19 |
| EMPLOYEE INSURANCE | 8,566.19 |
| 720120 | 8,340.01 |
| RETIREMENT | 8,340.01 |
| 720140 | 9.00 |
| STATE UNEMPLOYMENT TAX | 9.00 |
| 730270 | 10,460.34 |
| LAW ENFORCEMENT SPECIFIC SUPPLIES | 10,460.34 |
| 740530 | 265.93 |
| MOBILE PHONE AND DATA | 265.93 |
| 6301 | 6,911,653.17 |
| SHERIFF PATROL EAST | 6,911,653.17 |
| 710110 | 4,625,019.84 |
| SALARY/REGULAR | 4,625,019.84 |
| 710130 | 140,358.48 |
| SALARY/OVERTIME | 140,358.48 |
| 710150 | 10,041.00 |
| SALARY/SPECIAL PAY | 10,041.00 |
| 720100 | 354,877.06 |
| SOCIAL SECURITY | 354,877.06 |
| 720110 | 1,058,157.89 |
| EMPLOYEE INSURANCE | 1,058,157.89 |
| 720120 | 593,502.66 |
| RETIREMENT | 593,502.66 |

| | |
|-----------------------------------|--------------|
| 720140 | 3,353.33 |
| STATE UNEMPLOYMENT TAX | 3,353.33 |
| 730100 | 4,969.92 |
| OFFICE SUPPLIES | 4,969.92 |
| 730130 | - |
| ESTRAY EXPENSE | - |
| 730240 | 12,312.05 |
| FUEL - CONTROLLED | 12,312.05 |
| 730270 | 5,884.68 |
| LAW ENFORCEMENT SPECIFIC SUPPLIES | 5,884.68 |
| 740512 | 117.00 |
| PROFESSIONAL SERVICES | 117.00 |
| 740530 | 38,733.14 |
| MOBILE PHONE AND DATA | 38,733.14 |
| 740540 | 385.50 |
| TRAVEL EXPENSE | 385.50 |
| 740580 | 6,181.57 |
| PRINTING | 6,181.57 |
| 740660 | 15,422.88 |
| EQUIPMENT RENTAL | 15,422.88 |
| 750600 | 42,336.17 |
| CAPITAL OUTLAY-VEHICLES | 42,336.17 |
| 6302 | 5,332,917.85 |
| SHERIFF PATROL WEST | 5,332,917.85 |
| 710110 | 3,569,267.51 |
| SALARY/REGULAR | 3,569,267.51 |
| 710130 | 111,058.91 |
| SALARY/OVERTIME | 111,058.91 |
| 710150 | 5,136.00 |
| SALARY/SPECIAL PAY | 5,136.00 |
| 720100 | 272,650.55 |
| SOCIAL SECURITY | 272,650.55 |
| 720110 | 783,273.07 |
| EMPLOYEE INSURANCE | 783,273.07 |
| 720120 | 457,994.19 |
| RETIREMENT | 457,994.19 |
| 720140 | 291.70 |
| STATE UNEMPLOYMENT TAX | 291.70 |
| 730100 | 4,188.67 |
| OFFICE SUPPLIES | 4,188.67 |
| 730130 | 24,857.46 |
| ESTRAY EXPENSE | 24,857.46 |
| 730240 | 16,129.45 |
| FUEL - CONTROLLED | 16,129.45 |
| 730270 | 4,906.74 |
| LAW ENFORCEMENT SPECIFIC SUPPLIES | 4,906.74 |
| 740510 | 6,990.00 |
| PROFESSIONAL DEVELOPMENT | 6,990.00 |
| 740512 | 98.35 |
| PROFESSIONAL SERVICES | 98.35 |
| 740530 | 30,697.34 |
| MOBILE PHONE AND DATA | 30,697.34 |
| 740540 | 2,641.00 |
| TRAVEL EXPENSE | 2,641.00 |

| | |
|-----------------------------------|--------------|
| 740580 | 2,449.61 |
| PRINTING | 2,449.61 |
| 740640 | 53.00 |
| CONTRACT SERVICES | 53.00 |
| 740660 | 11,387.30 |
| EQUIPMENT RENTAL | 11,387.30 |
| 750500 | 34,797.00 |
| CAPITAL OUTLAY-INTANGIBLES | 34,797.00 |
| 790100 | (5,950.00) |
| REIMBURSEMENTS CLEARING | (5,950.00) |
| 6303 | 6,422,098.87 |
| SHERIFF PATROL SOUTH | 6,422,098.87 |
| 710110 | 4,095,671.93 |
| SALARY/REGULAR | 4,095,671.93 |
| 710130 | 374,816.61 |
| SALARY/OVERTIME | 374,816.61 |
| 710150 | 4,530.00 |
| SALARY/SPECIAL PAY | 4,530.00 |
| 720100 | 331,719.78 |
| SOCIAL SECURITY | 331,719.78 |
| 720110 | 890,405.95 |
| EMPLOYEE INSURANCE | 890,405.95 |
| 720120 | 556,229.80 |
| RETIREMENT | 556,229.80 |
| 720140 | 1,263.00 |
| STATE UNEMPLOYMENT TAX | 1,263.00 |
| 730100 | 5,529.84 |
| OFFICE SUPPLIES | 5,529.84 |
| 730240 | 13,510.65 |
| FUEL - CONTROLLED | 13,510.65 |
| 730270 | 39,517.48 |
| LAW ENFORCEMENT SPECIFIC SUPPLIES | 39,517.48 |
| 740510 | 1,525.00 |
| PROFESSIONAL DEVELOPMENT | 1,525.00 |
| 740512 | 12.50 |
| PROFESSIONAL SERVICES | 12.50 |
| 740530 | 33,109.02 |
| MOBILE PHONE AND DATA | 33,109.02 |
| 740580 | 747.71 |
| PRINTING | 747.71 |
| 740660 | 7,302.48 |
| EQUIPMENT RENTAL | 7,302.48 |
| 750600 | 66,207.12 |
| CAPITAL OUTLAY-VEHICLES | 66,207.12 |
| 6401 | 2,874,099.93 |
| SHERIFF DISPATCH | 2,874,099.93 |
| 710110 | 1,807,371.91 |
| SALARY/REGULAR | 1,807,371.91 |
| 710130 | 128,651.35 |
| SALARY/OVERTIME | 128,651.35 |
| 720100 | 144,119.48 |
| SOCIAL SECURITY | 144,119.48 |
| 720110 | 521,042.36 |
| EMPLOYEE INSURANCE | 521,042.36 |

| | |
|-----------------------------------|--------------|
| 720120 | 240,664.36 |
| RETIREMENT | 240,664.36 |
| 720140 | 1,767.00 |
| STATE UNEMPLOYMENT TAX | 1,767.00 |
| 730100 | 4,756.52 |
| OFFICE SUPPLIES | 4,756.52 |
| 730320 | 4,090.30 |
| IT HARDWARE | 4,090.30 |
| 740110 | 13,254.00 |
| IT SOFTWARE MAINTENANCE | 13,254.00 |
| 740510 | 3,779.00 |
| PROFESSIONAL DEVELOPMENT | 3,779.00 |
| 740530 | 1,839.81 |
| MOBILE PHONE AND DATA | 1,839.81 |
| 740660 | 2,763.84 |
| EQUIPMENT RENTAL | 2,763.84 |
| 6402 | 1,488,876.67 |
| SHERIFF CRIME LAB | 1,488,876.67 |
| 710110 | 862,979.56 |
| SALARY/REGULAR | 862,979.56 |
| 710130 | 34,117.99 |
| SALARY/OVERTIME | 34,117.99 |
| 720100 | 66,753.52 |
| SOCIAL SECURITY | 66,753.52 |
| 720110 | 186,795.85 |
| EMPLOYEE INSURANCE | 186,795.85 |
| 720120 | 111,529.05 |
| RETIREMENT | 111,529.05 |
| 720140 | 486.49 |
| STATE UNEMPLOYMENT TAX | 486.49 |
| 730100 | 8,022.67 |
| OFFICE SUPPLIES | 8,022.67 |
| 730220 | 2,539.73 |
| REPLACEMENTS | 2,539.73 |
| 730270 | 29,859.00 |
| LAW ENFORCEMENT SPECIFIC SUPPLIES | 29,859.00 |
| 740110 | 113,006.95 |
| IT SOFTWARE MAINTENANCE | 113,006.95 |
| 740390 | 15,920.00 |
| FORENSIC SERVICES - CONTROLLED | 15,920.00 |
| 740510 | 7,719.00 |
| PROFESSIONAL DEVELOPMENT | 7,719.00 |
| 740512 | 19,410.00 |
| PROFESSIONAL SERVICES | 19,410.00 |
| 740530 | 5,029.13 |
| MOBILE PHONE AND DATA | 5,029.13 |
| 740540 | 11,255.09 |
| TRAVEL EXPENSE | 11,255.09 |
| 740580 | 70.00 |
| PRINTING | 70.00 |
| 740640 | 8,936.84 |
| CONTRACT SERVICES | 8,936.84 |
| 740660 | 5,305.17 |
| EQUIPMENT RENTAL | 5,305.17 |

| | |
|---|--------------|
| 790100 | (859.37) |
| REIMBURSEMENTS CLEARING | (859.37) |
| 6403 | 1,774,423.93 |
| SHERIFF FLEET | 1,774,423.93 |
| 710110 | 290,326.75 |
| SALARY/REGULAR | 290,326.75 |
| 710130 | 12,206.96 |
| SALARY/OVERTIME | 12,206.96 |
| 710150 | 800.00 |
| SALARY/SPECIAL PAY | 800.00 |
| 720100 | 22,775.44 |
| SOCIAL SECURITY | 22,775.44 |
| 720110 | 73,774.42 |
| EMPLOYEE INSURANCE | 73,774.42 |
| 720120 | 37,701.54 |
| RETIREMENT | 37,701.54 |
| 720140 | 395.55 |
| STATE UNEMPLOYMENT TAX | 395.55 |
| 730100 | 2,057.67 |
| OFFICE SUPPLIES | 2,057.67 |
| 730220 | 19,297.26 |
| REPLACEMENTS | 19,297.26 |
| 730240 | 681,302.17 |
| FUEL - CONTROLLED | 681,302.17 |
| 730250 | 12,862.32 |
| SHOP SUPPLIES | 12,862.32 |
| 730260 | 355,176.54 |
| VEHICLE SUPPLIES | 355,176.54 |
| 740110 | 3,618.42 |
| IT SOFTWARE MAINTENANCE | 3,618.42 |
| 740140 | 29,092.20 |
| VEHICLE MAINTENANCE - CONTROLLED | 29,092.20 |
| 740510 | 1,218.58 |
| PROFESSIONAL DEVELOPMENT | 1,218.58 |
| 740512 | 3,685.13 |
| PROFESSIONAL SERVICES | 3,685.13 |
| 740530 | 1,110.16 |
| MOBILE PHONE AND DATA | 1,110.16 |
| 740640 | 3,230.42 |
| CONTRACT SERVICES | 3,230.42 |
| 740660 | 874.44 |
| EQUIPMENT RENTAL | 874.44 |
| 750400 | 50,033.76 |
| CAPITAL OUTLAY-FURNITURE FIXTURES AND EQUIPMENT | 50,033.76 |
| 750600 | 172,884.20 |
| CAPITAL OUTLAY-VEHICLES | 172,884.20 |
| 6404 | 1,200,377.41 |
| WARRANTS | 1,200,377.41 |
| 710110 | 762,203.73 |
| SALARY/REGULAR | 762,203.73 |
| 710130 | 9,854.84 |
| SALARY/OVERTIME | 9,854.84 |
| 710150 | 393.00 |
| SALARY/SPECIAL PAY | 393.00 |

| | |
|-----------------------------------|------------|
| 720100 | 56,812.12 |
| SOCIAL SECURITY | 56,812.12 |
| 720110 | 247,095.39 |
| EMPLOYEE INSURANCE | 247,095.39 |
| 720120 | 96,012.00 |
| RETIREMENT | 96,012.00 |
| 720140 | 775.61 |
| STATE UNEMPLOYMENT TAX | 775.61 |
| 730100 | 4,591.42 |
| OFFICE SUPPLIES | 4,591.42 |
| 740510 | 1,350.00 |
| PROFESSIONAL DEVELOPMENT | 1,350.00 |
| 740530 | 1,838.47 |
| MOBILE PHONE AND DATA | 1,838.47 |
| 740540 | 952.20 |
| TRAVEL EXPENSE | 952.20 |
| 740580 | 1,820.36 |
| PRINTING | 1,820.36 |
| 740660 | 12,985.20 |
| EQUIPMENT RENTAL | 12,985.20 |
| 740100 | 3,693.07 |
| IT HARDWARE MAINTENANCE | 3,693.07 |
| 6405 | 773,133.12 |
| SHERIFF RADIO | 773,133.12 |
| 710110 | 311,572.87 |
| SALARY/REGULAR | 311,572.87 |
| 710130 | 9,055.75 |
| SALARY/OVERTIME | 9,055.75 |
| 720100 | 23,828.04 |
| SOCIAL SECURITY | 23,828.04 |
| 720110 | 79,662.71 |
| EMPLOYEE INSURANCE | 79,662.71 |
| 720120 | 39,856.67 |
| RETIREMENT | 39,856.67 |
| 720140 | 81.00 |
| STATE UNEMPLOYMENT TAX | 81.00 |
| 730100 | 1,161.70 |
| OFFICE SUPPLIES | 1,161.70 |
| 730220 | 2,744.43 |
| REPLACEMENTS | 2,744.43 |
| 730250 | 19,068.30 |
| SHOP SUPPLIES | 19,068.30 |
| 730270 | 30,175.00 |
| LAW ENFORCEMENT SPECIFIC SUPPLIES | 30,175.00 |
| 740504 | 7,560.00 |
| ONLINE SERVICES | 7,560.00 |
| 740512 | 9,412.78 |
| PROFESSIONAL SERVICES | 9,412.78 |
| 740530 | 2,438.34 |
| MOBILE PHONE AND DATA | 2,438.34 |
| 740540 | 2,047.72 |
| TRAVEL EXPENSE | 2,047.72 |
| 740640 | 44,371.65 |
| CONTRACT SERVICES | 44,371.65 |

| | |
|---|--------------|
| 740660 | 153,412.16 |
| EQUIPMENT RENTAL | 153,412.16 |
| 750400 | 21,240.00 |
| CAPITAL OUTLAY-FURNITURE FIXTURES AND EQUIPMENT | 21,240.00 |
| 740100 | 15,444.00 |
| IT HARDWARE MAINTENANCE | 15,444.00 |
| 6406 | 503,746.18 |
| SHERIFF RTCC | 503,746.18 |
| 710110 | 295,289.33 |
| SALARY/REGULAR | 295,289.33 |
| 710130 | 791.16 |
| SALARY/OVERTIME | 791.16 |
| 720100 | 21,729.05 |
| SOCIAL SECURITY | 21,729.05 |
| 720110 | 73,775.05 |
| EMPLOYEE INSURANCE | 73,775.05 |
| 720120 | 36,811.38 |
| RETIREMENT | 36,811.38 |
| 720140 | (94.62) |
| STATE UNEMPLOYMENT TAX | (94.62) |
| 730100 | 275.96 |
| OFFICE SUPPLIES | 275.96 |
| 730320 | 475.54 |
| IT HARDWARE | 475.54 |
| 740504 | 69,908.36 |
| ONLINE SERVICES | 69,908.36 |
| 740510 | 1,220.00 |
| PROFESSIONAL DEVELOPMENT | 1,220.00 |
| 740530 | 1,360.63 |
| MOBILE PHONE AND DATA | 1,360.63 |
| 740540 | (280.50) |
| TRAVEL EXPENSE | (280.50) |
| 740660 | 2,484.84 |
| EQUIPMENT RENTAL | 2,484.84 |
| 6407 | 1,031,817.29 |
| SHERIFF ACADEMY | 1,031,817.29 |
| 710110 | 515,341.78 |
| SALARY/REGULAR | 515,341.78 |
| 710130 | 23,065.97 |
| SALARY/OVERTIME | 23,065.97 |
| 720100 | 40,250.64 |
| SOCIAL SECURITY | 40,250.64 |
| 720110 | 98,697.11 |
| EMPLOYEE INSURANCE | 98,697.11 |
| 720120 | 66,996.16 |
| RETIREMENT | 66,996.16 |
| 720140 | 108.04 |
| STATE UNEMPLOYMENT TAX | 108.04 |
| 730100 | 2,287.55 |
| OFFICE SUPPLIES | 2,287.55 |
| 730270 | 2,617.12 |
| LAW ENFORCEMENT SPECIFIC SUPPLIES | 2,617.12 |
| 730310 | 137,052.07 |
| UNIFORMS | 137,052.07 |

| | |
|---|------------|
| 740110 | 105.55 |
| IT SOFTWARE MAINTENANCE | 105.55 |
| 740504 | 55,521.00 |
| ONLINE SERVICES | 55,521.00 |
| 740510 | 52,344.00 |
| PROFESSIONAL DEVELOPMENT | 52,344.00 |
| 740530 | 2,437.63 |
| MOBILE PHONE AND DATA | 2,437.63 |
| 740540 | 1,401.00 |
| TRAVEL EXPENSE | 1,401.00 |
| 740580 | 90.00 |
| PRINTING | 90.00 |
| 740660 | 9,228.60 |
| EQUIPMENT RENTAL | 9,228.60 |
| 730101 | 326.89 |
| FOOD SUPPLIES | 326.89 |
| 730360 | 23,946.18 |
| ARMORY EXPENSE | 23,946.18 |
| 6408 | 864,784.28 |
| SHERIFF MAINTENANCE | 864,784.28 |
| 710110 | 311,870.68 |
| SALARY/REGULAR | 311,870.68 |
| 710130 | 3,485.31 |
| SALARY/OVERTIME | 3,485.31 |
| 720100 | 23,073.92 |
| SOCIAL SECURITY | 23,073.92 |
| 720110 | 80,329.35 |
| EMPLOYEE INSURANCE | 80,329.35 |
| 720120 | 39,219.86 |
| RETIREMENT | 39,219.86 |
| 720140 | 186.83 |
| STATE UNEMPLOYMENT TAX | 186.83 |
| 730100 | 431.61 |
| OFFICE SUPPLIES | 431.61 |
| 730220 | 103,714.60 |
| REPLACEMENTS | 103,714.60 |
| 730250 | 11,365.65 |
| SHOP SUPPLIES | 11,365.65 |
| 740512 | 95,204.45 |
| PROFESSIONAL SERVICES | 95,204.45 |
| 740530 | 2,372.81 |
| MOBILE PHONE AND DATA | 2,372.81 |
| 740640 | 70,176.38 |
| CONTRACT SERVICES | 70,176.38 |
| 740660 | 8,371.07 |
| EQUIPMENT RENTAL | 8,371.07 |
| 750300 | 47,470.00 |
| CAPITAL OUTLAY-BUILDING | 47,470.00 |
| 750400 | 36,690.09 |
| CAPITAL OUTLAY-FURNITURE FIXTURES AND EQUIPMENT | 36,690.09 |
| 790100 | (4.95) |
| REIMBURSEMENTS CLEARING | (4.95) |
| 740625 | 30,826.62 |
| REFUSE COLLECTION - CONTROLLED | 30,826.62 |

| | |
|-----------------------------|------------|
| 6500 | 970,157.51 |
| SHERIFF ADMINISTRATIVE | 970,157.51 |
| 710110 | 593,459.20 |
| SALARY/REGULAR | 593,459.20 |
| 710130 | 23,567.22 |
| SALARY/OVERTIME | 23,567.22 |
| 720100 | 46,208.69 |
| SOCIAL SECURITY | 46,208.69 |
| 720110 | 119,216.36 |
| EMPLOYEE INSURANCE | 119,216.36 |
| 720120 | 76,696.23 |
| RETIREMENT | 76,696.23 |
| 720140 | 129.27 |
| STATE UNEMPLOYMENT TAX | 129.27 |
| 730100 | 1,672.19 |
| OFFICE SUPPLIES | 1,672.19 |
| 740110 | 23,420.65 |
| IT SOFTWARE MAINTENANCE | 23,420.65 |
| 740420 | 1,081.02 |
| COURIER SERVICE | 1,081.02 |
| 740504 | 12,575.00 |
| ONLINE SERVICES | 12,575.00 |
| 740510 | 4,528.00 |
| PROFESSIONAL DEVELOPMENT | 4,528.00 |
| 740512 | 39,758.39 |
| PROFESSIONAL SERVICES | 39,758.39 |
| 740530 | 4,858.27 |
| MOBILE PHONE AND DATA | 4,858.27 |
| 740540 | 690.99 |
| TRAVEL EXPENSE | 690.99 |
| 740570 | 830.00 |
| ADVERTISING | 830.00 |
| 740580 | 1,045.05 |
| PRINTING | 1,045.05 |
| 740660 | 11,584.02 |
| EQUIPMENT RENTAL | 11,584.02 |
| 740680 | 8,857.00 |
| MEMBERSHIP/ASSOCIATION DUES | 8,857.00 |
| 790100 | (20.04) |
| REIMBURSEMENTS CLEARING | (20.04) |
| 6501 | 409,836.63 |
| SHERIFF INTERNAL AFFAIRS | 409,836.63 |
| 710110 | 288,289.29 |
| SALARY/REGULAR | 288,289.29 |
| 710130 | 8,673.70 |
| SALARY/OVERTIME | 8,673.70 |
| 720100 | 21,957.87 |
| SOCIAL SECURITY | 21,957.87 |
| 720110 | 42,830.95 |
| EMPLOYEE INSURANCE | 42,830.95 |
| 720120 | 36,914.06 |
| RETIREMENT | 36,914.06 |
| 720140 | 50.22 |
| STATE UNEMPLOYMENT TAX | 50.22 |

| | |
|--------------------------|---------------|
| 730100 | 895.50 |
| OFFICE SUPPLIES | 895.50 |
| 740510 | 1,995.00 |
| PROFESSIONAL DEVELOPMENT | 1,995.00 |
| 740512 | 582.40 |
| PROFESSIONAL SERVICES | 582.40 |
| 740530 | 1,407.05 |
| MOBILE PHONE AND DATA | 1,407.05 |
| 740540 | 4,247.95 |
| TRAVEL EXPENSE | 4,247.95 |
| 740580 | 70.00 |
| PRINTING | 70.00 |
| 740660 | 1,922.64 |
| EQUIPMENT RENTAL | 1,922.64 |
| 6503 | 76,060.99 |
| SHERIFF IT | 76,060.99 |
| 710110 | 42,673.18 |
| SALARY/REGULAR | 42,673.18 |
| 720100 | 3,197.48 |
| SOCIAL SECURITY | 3,197.48 |
| 720110 | 8,566.19 |
| EMPLOYEE INSURANCE | 8,566.19 |
| 720120 | 5,304.70 |
| RETIREMENT | 5,304.70 |
| 720140 | 9.00 |
| STATE UNEMPLOYMENT TAX | 9.00 |
| 730100 | 14.98 |
| OFFICE SUPPLIES | 14.98 |
| 730320 | 7,796.77 |
| IT HARDWARE | 7,796.77 |
| 730330 | 1,504.17 |
| IT SOFTWARE | 1,504.17 |
| 740504 | 6,205.31 |
| ONLINE SERVICES | 6,205.31 |
| 740530 | 145.83 |
| MOBILE PHONE AND DATA | 145.83 |
| 740540 | 643.38 |
| TRAVEL EXPENSE | 643.38 |
| 6601 | 16,634,392.09 |
| SHERIFF JAIL | 16,634,392.09 |
| 710110 | 7,461,635.82 |
| SALARY/REGULAR | 7,461,635.82 |
| 710130 | 406,071.48 |
| SALARY/OVERTIME | 406,071.48 |
| 710150 | 9,852.00 |
| SALARY/SPECIAL PAY | 9,852.00 |
| 720100 | 586,910.55 |
| SOCIAL SECURITY | 586,910.55 |
| 720110 | 2,075,284.58 |
| EMPLOYEE INSURANCE | 2,075,284.58 |
| 720120 | 973,347.27 |
| RETIREMENT | 973,347.27 |
| 720140 | 8,278.62 |
| STATE UNEMPLOYMENT TAX | 8,278.62 |

| | |
|--|--------------|
| 730100 | 24,550.74 |
| OFFICE SUPPLIES | 24,550.74 |
| 730140 | 40,417.67 |
| JANITOR SUPPLIES | 40,417.67 |
| 730220 | 17,553.84 |
| REPLACEMENTS | 17,553.84 |
| 730270 | 4,854.90 |
| LAW ENFORCEMENT SPECIFIC SUPPLIES | 4,854.90 |
| 730390 | 1,172.93 |
| MEDICAL SUPPLIES | 1,172.93 |
| 740120 | 4,068,588.08 |
| MEDICAL SERVICES | 4,068,588.08 |
| 740190 | 5,293.67 |
| RX CLAIMS | 5,293.67 |
| 740510 | 15,755.00 |
| PROFESSIONAL DEVELOPMENT | 15,755.00 |
| 740512 | 1,645.00 |
| PROFESSIONAL SERVICES | 1,645.00 |
| 740530 | 12,317.29 |
| MOBILE PHONE AND DATA | 12,317.29 |
| 740540 | 1,602.09 |
| TRAVEL EXPENSE | 1,602.09 |
| 740560 | 40,605.04 |
| TRANSPORTATION | 40,605.04 |
| 740580 | 2,940.42 |
| PRINTING | 2,940.42 |
| 740626 | 70,809.03 |
| TELEPHONE-INMATE SERVICES - CONTROLLED | 70,809.03 |
| 740660 | 32,456.76 |
| EQUIPMENT RENTAL | 32,456.76 |
| 740694 | 815,090.66 |
| FOOD SERVICE | 815,090.66 |
| 790100 | (42,641.35) |
| REIMBURSEMENTS CLEARING | (42,641.35) |
| 7100 | 3,424,336.70 |
| CONSTABLE PRECINCT 1 | 3,424,336.70 |
| 710100 | 83,341.47 |
| SALARY/OFFICIAL-DEPARTMENT HEAD | 83,341.47 |
| 710110 | 2,025,271.56 |
| SALARY/REGULAR | 2,025,271.56 |
| 710130 | 104,874.42 |
| SALARY/OVERTIME | 104,874.42 |
| 710140 | 11,914.38 |
| SALARY/CELL PHONE ALLOWANCE | 11,914.38 |
| 710150 | 7,050.00 |
| SALARY/SPECIAL PAY | 7,050.00 |
| 720100 | 165,924.83 |
| SOCIAL SECURITY | 165,924.83 |
| 720110 | 403,237.42 |
| EMPLOYEE INSURANCE | 403,237.42 |
| 720120 | 277,478.90 |
| RETIREMENT | 277,478.90 |
| 720140 | 674.08 |
| STATE UNEMPLOYMENT TAX | 674.08 |

| | |
|---|--------------|
| 730100 | 9,403.40 |
| OFFICE SUPPLIES | 9,403.40 |
| 730220 | 2,739.45 |
| REPLACEMENTS | 2,739.45 |
| 730230 | 14,705.00 |
| MARINE/AIR EXPENSE | 14,705.00 |
| 730240 | 122,656.58 |
| FUEL - CONTROLLED | 122,656.58 |
| 730260 | 2,754.46 |
| VEHICLE SUPPLIES | 2,754.46 |
| 730262 | 4,240.67 |
| RADIO SUPPLIES | 4,240.67 |
| 730270 | 47,076.10 |
| LAW ENFORCEMENT SPECIFIC SUPPLIES | 47,076.10 |
| 730280 | 2,561.91 |
| CANINE EXPENSES | 2,561.91 |
| 730310 | 10,345.21 |
| UNIFORMS | 10,345.21 |
| 730320 | 4,469.98 |
| IT HARDWARE | 4,469.98 |
| 730330 | 102.01 |
| IT SOFTWARE | 102.01 |
| 740140 | 24,293.77 |
| VEHICLE MAINTENANCE - CONTROLLED | 24,293.77 |
| 740410 | 3.92 |
| TOLLS | 3.92 |
| 740504 | 1,027.60 |
| ONLINE SERVICES | 1,027.60 |
| 740510 | 19,309.33 |
| PROFESSIONAL DEVELOPMENT | 19,309.33 |
| 740512 | 26,213.18 |
| PROFESSIONAL SERVICES | 26,213.18 |
| 740518 | 400.00 |
| PROFESSIONAL SERVICES-POLYGRAPH | 400.00 |
| 740530 | 17,694.98 |
| MOBILE PHONE AND DATA | 17,694.98 |
| 740540 | 418.50 |
| TRAVEL EXPENSE | 418.50 |
| 740580 | 118.17 |
| PRINTING | 118.17 |
| 740640 | 207.02 |
| CONTRACT SERVICES | 207.02 |
| 740660 | 5,971.86 |
| EQUIPMENT RENTAL | 5,971.86 |
| 740680 | 325.00 |
| MEMBERSHIP/ASSOCIATION DUES | 325.00 |
| 740145 | 27,531.54 |
| EQUIPMENT MAINTENANCE/REPAIR - CONTROLLED | 27,531.54 |
| 7200 | 1,743,584.02 |
| CONSTABLE PRECINCT 2 | 1,743,584.02 |
| 710100 | 83,341.47 |
| SALARY/OFFICIAL-DEPARTMENT HEAD | 83,341.47 |
| 710110 | 917,432.93 |
| SALARY/REGULAR | 917,432.93 |

| | |
|-----------------------------------|------------|
| 710120 | 4,684.19 |
| SALARY/OTHER | 4,684.19 |
| 710130 | 109,852.19 |
| SALARY/OVERTIME | 109,852.19 |
| 710150 | 906.00 |
| SALARY/SPECIAL PAY | 906.00 |
| 720100 | 83,736.77 |
| SOCIAL SECURITY | 83,736.77 |
| 720110 | 180,139.32 |
| EMPLOYEE INSURANCE | 180,139.32 |
| 720120 | 139,705.57 |
| RETIREMENT | 139,705.57 |
| 720140 | 684.88 |
| STATE UNEMPLOYMENT TAX | 684.88 |
| 730100 | 5,040.35 |
| OFFICE SUPPLIES | 5,040.35 |
| 730120 | 80.75 |
| BOOK SUPPLEMENTS | 80.75 |
| 730240 | 38,707.76 |
| FUEL - CONTROLLED | 38,707.76 |
| 730260 | 1,039.46 |
| VEHICLE SUPPLIES | 1,039.46 |
| 730262 | 211.80 |
| RADIO SUPPLIES | 211.80 |
| 730270 | 46,918.49 |
| LAW ENFORCEMENT SPECIFIC SUPPLIES | 46,918.49 |
| 730310 | 9,072.17 |
| UNIFORMS | 9,072.17 |
| 730320 | 6,023.61 |
| IT HARDWARE | 6,023.61 |
| 730370 | 78.00 |
| PERIODICALS | 78.00 |
| 740140 | 13,750.14 |
| VEHICLE MAINTENANCE - CONTROLLED | 13,750.14 |
| 740410 | 40.93 |
| TOLLS | 40.93 |
| 740420 | 38.31 |
| COURIER SERVICE | 38.31 |
| 740504 | 7,684.52 |
| ONLINE SERVICES | 7,684.52 |
| 740510 | 2,542.19 |
| PROFESSIONAL DEVELOPMENT | 2,542.19 |
| 740530 | 13,694.35 |
| MOBILE PHONE AND DATA | 13,694.35 |
| 740540 | 1,984.72 |
| TRAVEL EXPENSE | 1,984.72 |
| 740580 | 1,307.00 |
| PRINTING | 1,307.00 |
| 740640 | 2,702.73 |
| CONTRACT SERVICES | 2,702.73 |
| 740660 | 2,654.25 |
| EQUIPMENT RENTAL | 2,654.25 |
| 740680 | 795.00 |
| MEMBERSHIP/ASSOCIATION DUES | 795.00 |

| | |
|---|--------------|
| 750400 | 855.90 |
| CAPITAL OUTLAY-FURNITURE FIXTURES AND EQUIPMENT | 855.90 |
| 750600 | 57,840.90 |
| CAPITAL OUTLAY-VEHICLES | 57,840.90 |
| 740260 | 2.29 |
| INTEREST ON CREDIT CARDS | 2.29 |
| 740100 | 177.00 |
| IT HARDWARE MAINTENANCE | 177.00 |
| 730360 | 9,858.08 |
| ARMORY EXPENSE | 9,858.08 |
| 7300 | 4,121,087.83 |
| CONSTABLE PRECINCT 3 | 4,121,087.83 |
| 710100 | 83,341.47 |
| SALARY/OFFICIAL-DEPARTMENT HEAD | 83,341.47 |
| 710110 | 2,546,739.81 |
| SALARY/REGULAR | 2,546,739.81 |
| 710130 | 74,715.09 |
| SALARY/OVERTIME | 74,715.09 |
| 710150 | 13,107.00 |
| SALARY/SPECIAL PAY | 13,107.00 |
| 720100 | 202,505.63 |
| SOCIAL SECURITY | 202,505.63 |
| 720110 | 504,871.22 |
| EMPLOYEE INSURANCE | 504,871.22 |
| 720120 | 337,870.18 |
| RETIREMENT | 337,870.18 |
| 720140 | 2,073.76 |
| STATE UNEMPLOYMENT TAX | 2,073.76 |
| 730100 | 3,031.71 |
| OFFICE SUPPLIES | 3,031.71 |
| 730240 | 138,968.65 |
| FUEL - CONTROLLED | 138,968.65 |
| 730260 | 16,944.37 |
| VEHICLE SUPPLIES | 16,944.37 |
| 730270 | 38,907.06 |
| LAW ENFORCEMENT SPECIFIC SUPPLIES | 38,907.06 |
| 730280 | 2,990.22 |
| CANINE EXPENSES | 2,990.22 |
| 730310 | 33,752.47 |
| UNIFORMS | 33,752.47 |
| 730330 | 15,168.71 |
| IT SOFTWARE | 15,168.71 |
| 740110 | 139.00 |
| IT SOFTWARE MAINTENANCE | 139.00 |
| 740140 | 48,724.26 |
| VEHICLE MAINTENANCE - CONTROLLED | 48,724.26 |
| 740504 | 2,970.00 |
| ONLINE SERVICES | 2,970.00 |
| 740510 | 9,692.00 |
| PROFESSIONAL DEVELOPMENT | 9,692.00 |
| 740512 | 1,070.70 |
| PROFESSIONAL SERVICES | 1,070.70 |
| 740530 | 32,714.98 |
| MOBILE PHONE AND DATA | 32,714.98 |

| | |
|-----------------------------------|--------------|
| 740540 | 6,740.17 |
| TRAVEL EXPENSE | 6,740.17 |
| 740580 | 1,330.00 |
| PRINTING | 1,330.00 |
| 740660 | 4,670.22 |
| EQUIPMENT RENTAL | 4,670.22 |
| 740680 | 935.00 |
| MEMBERSHIP/ASSOCIATION DUES | 935.00 |
| 740970 | 21.75 |
| FREIGHT AND HANDLING | 21.75 |
| 790100 | (2,907.60) |
| REIMBURSEMENTS CLEARING | (2,907.60) |
| 7400 | 3,127,071.18 |
| CONSTABLE PRECINCT 4 | 3,127,071.18 |
| 710100 | 83,341.47 |
| SALARY/OFFICIAL-DEPARTMENT HEAD | 83,341.47 |
| 710110 | 1,776,059.40 |
| SALARY/REGULAR | 1,776,059.40 |
| 710130 | 158,758.26 |
| SALARY/OVERTIME | 158,758.26 |
| 710140 | 110.76 |
| SALARY/CELL PHONE ALLOWANCE | 110.76 |
| 710150 | 14,382.00 |
| SALARY/SPECIAL PAY | 14,382.00 |
| 720100 | 151,301.73 |
| SOCIAL SECURITY | 151,301.73 |
| 720110 | 366,463.90 |
| EMPLOYEE INSURANCE | 366,463.90 |
| 720120 | 252,724.71 |
| RETIREMENT | 252,724.71 |
| 720140 | 1,210.25 |
| STATE UNEMPLOYMENT TAX | 1,210.25 |
| 730220 | 702.80 |
| REPLACEMENTS | 702.80 |
| 730240 | 115,203.26 |
| FUEL - CONTROLLED | 115,203.26 |
| 730270 | 38,998.01 |
| LAW ENFORCEMENT SPECIFIC SUPPLIES | 38,998.01 |
| 730280 | 1,574.82 |
| CANINE EXPENSES | 1,574.82 |
| 730310 | 19,289.57 |
| UNIFORMS | 19,289.57 |
| 740140 | 30,735.30 |
| VEHICLE MAINTENANCE - CONTROLLED | 30,735.30 |
| 740510 | 6,900.00 |
| PROFESSIONAL DEVELOPMENT | 6,900.00 |
| 740512 | 752.10 |
| PROFESSIONAL SERVICES | 752.10 |
| 740530 | 21,449.99 |
| MOBILE PHONE AND DATA | 21,449.99 |
| 740540 | 5,399.97 |
| TRAVEL EXPENSE | 5,399.97 |
| 740580 | 70.00 |
| PRINTING | 70.00 |

| | |
|---|--------------|
| 740656 | 8,927.00 |
| RENT AND LEASES | 8,927.00 |
| 740660 | 19,921.55 |
| EQUIPMENT RENTAL | 19,921.55 |
| 750300 | 5,760.00 |
| CAPITAL OUTLAY-BUILDING | 5,760.00 |
| 750400 | 24,043.96 |
| CAPITAL OUTLAY-FURNITURE FIXTURES AND EQUIPMENT | 24,043.96 |
| 750600 | 23,043.90 |
| CAPITAL OUTLAY-VEHICLES | 23,043.90 |
| 790100 | (53.53) |
| REIMBURSEMENTS CLEARING | (53.53) |
| 7500 | 2,949,969.14 |
| CONSTABLE PRECINCT 5 | 2,949,969.14 |
| 710100 | 83,341.47 |
| SALARY/OFFICIAL-DEPARTMENT HEAD | 83,341.47 |
| 710110 | 1,797,037.05 |
| SALARY/REGULAR | 1,797,037.05 |
| 710130 | 116,791.79 |
| SALARY/OVERTIME | 116,791.79 |
| 710140 | 6,350.24 |
| SALARY/CELL PHONE ALLOWANCE | 6,350.24 |
| 710150 | 15,174.00 |
| SALARY/SPECIAL PAY | 15,174.00 |
| 720100 | 150,159.62 |
| SOCIAL SECURITY | 150,159.62 |
| 720110 | 386,336.63 |
| EMPLOYEE INSURANCE | 386,336.63 |
| 720120 | 250,925.35 |
| RETIREMENT | 250,925.35 |
| 720140 | 1,463.69 |
| STATE UNEMPLOYMENT TAX | 1,463.69 |
| 730100 | 2,024.34 |
| OFFICE SUPPLIES | 2,024.34 |
| 730240 | 31,146.42 |
| FUEL - CONTROLLED | 31,146.42 |
| 730250 | 147.69 |
| SHOP SUPPLIES | 147.69 |
| 730270 | 13,211.15 |
| LAW ENFORCEMENT SPECIFIC SUPPLIES | 13,211.15 |
| 730280 | 1,289.78 |
| CANINE EXPENSES | 1,289.78 |
| 730310 | 3,691.39 |
| UNIFORMS | 3,691.39 |
| 730320 | 3,602.91 |
| IT HARDWARE | 3,602.91 |
| 740140 | 16,739.17 |
| VEHICLE MAINTENANCE - CONTROLLED | 16,739.17 |
| 740510 | 4,380.00 |
| PROFESSIONAL DEVELOPMENT | 4,380.00 |
| 740512 | 3,151.95 |
| PROFESSIONAL SERVICES | 3,151.95 |
| 740530 | 14,254.77 |
| MOBILE PHONE AND DATA | 14,254.77 |

| | |
|-------------------------------------|--------------|
| 740540 | 1,841.70 |
| TRAVEL EXPENSE | 1,841.70 |
| 740580 | 253.04 |
| PRINTING | 253.04 |
| 740640 | 4,225.00 |
| CONTRACT SERVICES | 4,225.00 |
| 740660 | 3,510.99 |
| EQUIPMENT RENTAL | 3,510.99 |
| 740680 | 1,390.00 |
| MEMBERSHIP/ASSOCIATION DUES | 1,390.00 |
| 750600 | 37,529.00 |
| CAPITAL OUTLAY-VEHICLES | 37,529.00 |
| 8100 | 424,093.18 |
| COURT OPERATIONS | 424,093.18 |
| 710110 | 69,664.43 |
| SALARY/REGULAR | 69,664.43 |
| 720100 | 5,291.03 |
| SOCIAL SECURITY | 5,291.03 |
| 720110 | 8,868.71 |
| EMPLOYEE INSURANCE | 8,868.71 |
| 720120 | 8,674.36 |
| RETIREMENT | 8,674.36 |
| 720140 | 354.16 |
| STATE UNEMPLOYMENT TAX | 354.16 |
| 740170 | 167,704.00 |
| PETIT JURORS | 167,704.00 |
| 740524 | 15,164.16 |
| PROFESSIONAL SERVICES-INTERPRETER | 15,164.16 |
| 740540 | 3,812.87 |
| TRAVEL EXPENSE | 3,812.87 |
| 740640 | 52,863.95 |
| CONTRACT SERVICES | 52,863.95 |
| 740690 | 78,575.47 |
| COURT COST | 78,575.47 |
| 740692 | 2,671.74 |
| DA WITNESS EXPENSE | 2,671.74 |
| 740694 | 10,448.30 |
| FOOD SERVICE | 10,448.30 |
| 8101 | 3,464,573.10 |
| INDIGENT DEFENSE- CRIMINAL | 3,464,573.10 |
| 740270 | 2,924,160.53 |
| APPOINTED ATTORNEY | 2,924,160.53 |
| 740290 | 2,759.40 |
| OTHER LITIGATION-APPOINTED ATTORNEY | 2,759.40 |
| 740310 | 200.00 |
| APPOINTED ATTORNEY-CIVIL | 200.00 |
| 740370 | 105,417.46 |
| APPOINTED ATTORNEY-JUVENILE | 105,417.46 |
| 740460 | 140,301.19 |
| INVESTIGATOR | 140,301.19 |
| 740470 | 208,898.75 |
| EXPERT WITNESS | 208,898.75 |
| 740484 | 60,249.33 |
| COURT REPORTER TRANSCRIPT | 60,249.33 |

| | |
|-------------------------------------|------------|
| 740512 | 3,000.00 |
| PROFESSIONAL SERVICES | 3,000.00 |
| 740524 | 18,986.44 |
| PROFESSIONAL SERVICES-INTERPRETER | 18,986.44 |
| 740640 | 600.00 |
| CONTRACT SERVICES | 600.00 |
| 740740 | - |
| BANK SERVICE CHARGES | - |
| 8102 | 649,896.85 |
| INDIGENT DEFENSE- CIVIL | 649,896.85 |
| 740130 | 10.00 |
| PHYSICIAN SERVICES | 10.00 |
| 740290 | 312.01 |
| OTHER LITIGATION-APPOINTED ATTORNEY | 312.01 |
| 740310 | 620,680.43 |
| APPOINTED ATTORNEY-CIVIL | 620,680.43 |
| 740484 | 25,884.41 |
| COURT REPORTER TRANSCRIPT | 25,884.41 |
| 740524 | 3,010.00 |
| PROFESSIONAL SERVICES-INTERPRETER | 3,010.00 |
| 8103 | 782,245.09 |
| OFFICE OF COURT ADMIN | 782,245.09 |
| 710100 | 75,222.82 |
| SALARY/OFFICIAL-DEPARTMENT HEAD | 75,222.82 |
| 710110 | 416,551.89 |
| SALARY/REGULAR | 416,551.89 |
| 710130 | 73,149.15 |
| SALARY/OVERTIME | 73,149.15 |
| 720100 | 38,256.76 |
| SOCIAL SECURITY | 38,256.76 |
| 720110 | 97,339.02 |
| EMPLOYEE INSURANCE | 97,339.02 |
| 720120 | 70,235.43 |
| RETIREMENT | 70,235.43 |
| 720140 | 173.59 |
| STATE UNEMPLOYMENT TAX | 173.59 |
| 730100 | 4,642.70 |
| OFFICE SUPPLIES | 4,642.70 |
| 730310 | 272.97 |
| UNIFORMS | 272.97 |
| 740510 | 2,130.00 |
| PROFESSIONAL DEVELOPMENT | 2,130.00 |
| 740530 | 1,657.58 |
| MOBILE PHONE AND DATA | 1,657.58 |
| 740540 | 28.43 |
| TRAVEL EXPENSE | 28.43 |
| 740660 | 2,332.08 |
| EQUIPMENT RENTAL | 2,332.08 |
| 740680 | 225.00 |
| MEMBERSHIP/ASSOCIATION DUES | 225.00 |
| 740694 | 18.99 |
| FOOD SERVICE | 18.99 |
| 740260 | 8.68 |
| INTEREST ON CREDIT CARDS | 8.68 |

| | |
|---------------------------------|------------|
| 8210 | 325,955.91 |
| COUNTY COURT AT LAW 1 | 325,955.91 |
| 710100 | 115,224.78 |
| SALARY/OFFICIAL-DEPARTMENT HEAD | 115,224.78 |
| 710110 | 126,960.97 |
| SALARY/REGULAR | 126,960.97 |
| 720100 | 15,329.91 |
| SOCIAL SECURITY | 15,329.91 |
| 720110 | 34,264.76 |
| EMPLOYEE INSURANCE | 34,264.76 |
| 720120 | 30,105.95 |
| RETIREMENT | 30,105.95 |
| 720140 | 27.00 |
| STATE UNEMPLOYMENT TAX | 27.00 |
| 730100 | 832.05 |
| OFFICE SUPPLIES | 832.05 |
| 740530 | 37.99 |
| MOBILE PHONE AND DATA | 37.99 |
| 740640 | 3,172.50 |
| CONTRACT SERVICES | 3,172.50 |
| 8220 | 554,789.33 |
| COUNTY COURT AT LAW 2 | 554,789.33 |
| 710100 | 110,346.12 |
| SALARY/OFFICIAL-DEPARTMENT HEAD | 110,346.12 |
| 710110 | 302,904.90 |
| SALARY/REGULAR | 302,904.90 |
| 710130 | (633.20) |
| SALARY/OVERTIME | (633.20) |
| 720100 | 28,068.49 |
| SOCIAL SECURITY | 28,068.49 |
| 720110 | 59,963.33 |
| EMPLOYEE INSURANCE | 59,963.33 |
| 720120 | 51,294.83 |
| RETIREMENT | 51,294.83 |
| 720140 | 63.00 |
| STATE UNEMPLOYMENT TAX | 63.00 |
| 730100 | 745.82 |
| OFFICE SUPPLIES | 745.82 |
| 740530 | 22.20 |
| MOBILE PHONE AND DATA | 22.20 |
| 740660 | 2,013.84 |
| EQUIPMENT RENTAL | 2,013.84 |
| 8230 | 501,626.72 |
| COUNTY COURT AT LAW 3 | 501,626.72 |
| 710100 | 91,180.75 |
| SALARY/OFFICIAL-DEPARTMENT HEAD | 91,180.75 |
| 710110 | 277,810.94 |
| SALARY/REGULAR | 277,810.94 |
| 720100 | 26,609.83 |
| SOCIAL SECURITY | 26,609.83 |
| 720110 | 51,397.14 |
| EMPLOYEE INSURANCE | 51,397.14 |
| 720120 | 45,855.57 |
| RETIREMENT | 45,855.57 |

| | |
|---------------------------------|------------|
| 720140 | 45.00 |
| STATE UNEMPLOYMENT TAX | 45.00 |
| 730100 | 1,207.77 |
| OFFICE SUPPLIES | 1,207.77 |
| 740510 | 3,500.00 |
| PROFESSIONAL DEVELOPMENT | 3,500.00 |
| 740640 | 60.00 |
| CONTRACT SERVICES | 60.00 |
| 740660 | 3,865.20 |
| EQUIPMENT RENTAL | 3,865.20 |
| 740694 | 96.99 |
| FOOD SERVICE | 96.99 |
| 790100 | (2.47) |
| REIMBURSEMENTS CLEARING | (2.47) |
| 8240 | 330,259.11 |
| COUNTY COURT AT LAW 4 | 330,259.11 |
| 710100 | 115,224.78 |
| SALARY/OFFICIAL-DEPARTMENT HEAD | 115,224.78 |
| 710110 | 130,281.63 |
| SALARY/REGULAR | 130,281.63 |
| 720100 | 15,682.35 |
| SOCIAL SECURITY | 15,682.35 |
| 720110 | 34,258.31 |
| EMPLOYEE INSURANCE | 34,258.31 |
| 720120 | 30,518.77 |
| RETIREMENT | 30,518.77 |
| 720140 | 27.00 |
| STATE UNEMPLOYMENT TAX | 27.00 |
| 730100 | 925.73 |
| OFFICE SUPPLIES | 925.73 |
| 740640 | 3,334.56 |
| CONTRACT SERVICES | 3,334.56 |
| 740660 | 5.98 |
| EQUIPMENT RENTAL | 5.98 |
| 8250 | 322,554.05 |
| COUNTY COURT AT LAW 5 | 322,554.05 |
| 710100 | 115,224.78 |
| SALARY/OFFICIAL-DEPARTMENT HEAD | 115,224.78 |
| 710110 | 124,263.62 |
| SALARY/REGULAR | 124,263.62 |
| 720100 | 15,334.55 |
| SOCIAL SECURITY | 15,334.55 |
| 720110 | 34,264.76 |
| EMPLOYEE INSURANCE | 34,264.76 |
| 720120 | 29,770.75 |
| RETIREMENT | 29,770.75 |
| 720140 | 27.00 |
| STATE UNEMPLOYMENT TAX | 27.00 |
| 730100 | 67.00 |
| OFFICE SUPPLIES | 67.00 |
| 740540 | 679.74 |
| TRAVEL EXPENSE | 679.74 |
| 740640 | 334.65 |
| CONTRACT SERVICES | 334.65 |

| | |
|---------------------------------|------------|
| 740656 | 2,587.20 |
| RENT AND LEASES | 2,587.20 |
| 8310 | 221,670.76 |
| 9TH DISTRICT COURT | 221,670.76 |
| 710100 | 7,691.64 |
| SALARY/OFFICIAL-DEPARTMENT HEAD | 7,691.64 |
| 710110 | 141,653.94 |
| SALARY/REGULAR | 141,653.94 |
| 710140 | 557.49 |
| SALARY/CELL PHONE ALLOWANCE | 557.49 |
| 720100 | 11,219.50 |
| SOCIAL SECURITY | 11,219.50 |
| 720110 | 34,788.69 |
| EMPLOYEE INSURANCE | 34,788.69 |
| 720120 | 18,637.65 |
| RETIREMENT | 18,637.65 |
| 720140 | 27.00 |
| STATE UNEMPLOYMENT TAX | 27.00 |
| 730100 | 2,921.73 |
| OFFICE SUPPLIES | 2,921.73 |
| 740510 | 150.00 |
| PROFESSIONAL DEVELOPMENT | 150.00 |
| 740660 | 4,269.46 |
| EQUIPMENT RENTAL | 4,269.46 |
| 790100 | (246.34) |
| REIMBURSEMENTS CLEARING | (246.34) |
| 8320 | 221,709.83 |
| 221ST DISTRICT COURT | 221,709.83 |
| 710100 | 7,691.64 |
| SALARY/OFFICIAL-DEPARTMENT HEAD | 7,691.64 |
| 710110 | 144,855.67 |
| SALARY/REGULAR | 144,855.67 |
| 720100 | 11,444.26 |
| SOCIAL SECURITY | 11,444.26 |
| 720110 | 34,176.46 |
| EMPLOYEE INSURANCE | 34,176.46 |
| 720120 | 18,963.64 |
| RETIREMENT | 18,963.64 |
| 720140 | 270.00 |
| STATE UNEMPLOYMENT TAX | 270.00 |
| 730100 | 961.06 |
| OFFICE SUPPLIES | 961.06 |
| 740530 | - |
| MOBILE PHONE AND DATA | - |
| 740640 | 327.87 |
| CONTRACT SERVICES | 327.87 |
| 740656 | 2,912.35 |
| RENT AND LEASES | 2,912.35 |
| 740694 | 106.88 |
| FOOD SERVICE | 106.88 |
| 8330 | 401,487.31 |
| 284TH DISTRICT COURT | 401,487.31 |
| 710100 | 7,691.64 |
| SALARY/OFFICIAL-DEPARTMENT HEAD | 7,691.64 |

| | |
|---------------------------------|------------|
| 710110 | 280,069.43 |
| SALARY/REGULAR | 280,069.43 |
| 720100 | 21,535.38 |
| SOCIAL SECURITY | 21,535.38 |
| 720110 | 50,348.92 |
| EMPLOYEE INSURANCE | 50,348.92 |
| 720120 | 35,771.65 |
| RETIREMENT | 35,771.65 |
| 720140 | 297.00 |
| STATE UNEMPLOYMENT TAX | 297.00 |
| 730100 | 3,535.56 |
| OFFICE SUPPLIES | 3,535.56 |
| 740510 | 150.00 |
| PROFESSIONAL DEVELOPMENT | 150.00 |
| 740640 | 2,087.73 |
| CONTRACT SERVICES | 2,087.73 |
| 8340 | 264,425.75 |
| 359TH DISTRICT COURT | 264,425.75 |
| 710100 | 7,691.64 |
| SALARY/OFFICIAL-DEPARTMENT HEAD | 7,691.64 |
| 710110 | 176,784.07 |
| SALARY/REGULAR | 176,784.07 |
| 720100 | 13,774.48 |
| SOCIAL SECURITY | 13,774.48 |
| 720110 | 34,788.69 |
| EMPLOYEE INSURANCE | 34,788.69 |
| 720120 | 22,935.20 |
| RETIREMENT | 22,935.20 |
| 720140 | 188.29 |
| STATE UNEMPLOYMENT TAX | 188.29 |
| 730100 | 323.52 |
| OFFICE SUPPLIES | 323.52 |
| 740510 | 531.12 |
| PROFESSIONAL DEVELOPMENT | 531.12 |
| 740530 | 381.69 |
| MOBILE PHONE AND DATA | 381.69 |
| 740540 | 318.00 |
| TRAVEL EXPENSE | 318.00 |
| 740640 | 6,379.03 |
| CONTRACT SERVICES | 6,379.03 |
| 740660 | 180.02 |
| EQUIPMENT RENTAL | 180.02 |
| 740680 | 150.00 |
| MEMBERSHIP/ASSOCIATION DUES | 150.00 |
| 8350 | 403,091.64 |
| 410th DISTRICT COURT | 403,091.64 |
| 710100 | 7,691.64 |
| SALARY/OFFICIAL-DEPARTMENT HEAD | 7,691.64 |
| 710110 | 282,538.93 |
| SALARY/REGULAR | 282,538.93 |
| 710130 | 52.49 |
| SALARY/OVERTIME | 52.49 |
| 720100 | 21,518.53 |
| SOCIAL SECURITY | 21,518.53 |

| | |
|---------------------------------|------------|
| 720110 | 49,736.69 |
| EMPLOYEE INSURANCE | 49,736.69 |
| 720120 | 36,079.34 |
| RETIREMENT | 36,079.34 |
| 720140 | 234.14 |
| STATE UNEMPLOYMENT TAX | 234.14 |
| 730100 | 2,040.38 |
| OFFICE SUPPLIES | 2,040.38 |
| 740510 | 150.00 |
| PROFESSIONAL DEVELOPMENT | 150.00 |
| 740656 | 671.98 |
| RENT AND LEASES | 671.98 |
| 740660 | 2,302.52 |
| EQUIPMENT RENTAL | 2,302.52 |
| 740680 | 75.00 |
| MEMBERSHIP/ASSOCIATION DUES | 75.00 |
| 8360 | 414,130.15 |
| 418TH DISTRICT COURT | 414,130.15 |
| 710100 | 7,691.64 |
| SALARY/OFFICIAL-DEPARTMENT HEAD | 7,691.64 |
| 710110 | 291,122.86 |
| SALARY/REGULAR | 291,122.86 |
| 720100 | 22,208.71 |
| SOCIAL SECURITY | 22,208.71 |
| 720110 | 51,918.49 |
| EMPLOYEE INSURANCE | 51,918.49 |
| 720120 | 37,148.80 |
| RETIREMENT | 37,148.80 |
| 720140 | 45.00 |
| STATE UNEMPLOYMENT TAX | 45.00 |
| 730100 | 3,672.66 |
| OFFICE SUPPLIES | 3,672.66 |
| 740660 | 88.20 |
| EQUIPMENT RENTAL | 88.20 |
| 740680 | 75.00 |
| MEMBERSHIP/ASSOCIATION DUES | 75.00 |
| 740694 | 158.79 |
| FOOD SERVICE | 158.79 |
| 8370 | 222,564.26 |
| 435TH DISTRICT COURT | 222,564.26 |
| 710100 | 9,191.64 |
| SALARY/OFFICIAL-DEPARTMENT HEAD | 9,191.64 |
| 710110 | 138,664.86 |
| SALARY/REGULAR | 138,664.86 |
| 710130 | 663.37 |
| SALARY/OVERTIME | 663.37 |
| 720100 | 10,926.64 |
| SOCIAL SECURITY | 10,926.64 |
| 720110 | 35,400.91 |
| EMPLOYEE INSURANCE | 35,400.91 |
| 720120 | 18,464.75 |
| RETIREMENT | 18,464.75 |
| 720140 | 27.00 |
| STATE UNEMPLOYMENT TAX | 27.00 |

| | |
|---|------------|
| 730100 | 3,873.67 |
| OFFICE SUPPLIES | 3,873.67 |
| 740510 | 65.00 |
| PROFESSIONAL DEVELOPMENT | 65.00 |
| 740530 | 188.97 |
| MOBILE PHONE AND DATA | 188.97 |
| 740640 | 2.10 |
| CONTRACT SERVICES | 2.10 |
| 740656 | 4,416.90 |
| RENT AND LEASES | 4,416.90 |
| 740694 | 678.45 |
| FOOD SERVICE | 678.45 |
| 8401 | 286,762.60 |
| DRUG COURT | 286,762.60 |
| 710100 | 46,205.32 |
| SALARY/OFFICIAL-DEPARTMENT HEAD | 46,205.32 |
| 710110 | 61,540.24 |
| SALARY/REGULAR | 61,540.24 |
| 720100 | 7,974.67 |
| SOCIAL SECURITY | 7,974.67 |
| 720110 | 25,698.57 |
| EMPLOYEE INSURANCE | 25,698.57 |
| 720120 | 13,393.78 |
| RETIREMENT | 13,393.78 |
| 720140 | 27.00 |
| STATE UNEMPLOYMENT TAX | 27.00 |
| 730100 | 3,412.33 |
| OFFICE SUPPLIES | 3,412.33 |
| 740512 | 68,074.00 |
| PROFESSIONAL SERVICES | 68,074.00 |
| 740516 | 59,718.80 |
| PROFESSIONAL SERVICES-URINALYSIS | 59,718.80 |
| 740660 | 517.89 |
| EQUIPMENT RENTAL | 517.89 |
| 740145 | 200.00 |
| EQUIPMENT MAINTENANCE/REPAIR - CONTROLLED | 200.00 |
| 8402 | 150,564.31 |
| DRUG COURT-DWI COURT | 150,564.31 |
| 710110 | 30,794.24 |
| SALARY/REGULAR | 30,794.24 |
| 720100 | 2,341.24 |
| SOCIAL SECURITY | 2,341.24 |
| 720110 | 8,566.19 |
| EMPLOYEE INSURANCE | 8,566.19 |
| 720120 | 3,828.07 |
| RETIREMENT | 3,828.07 |
| 720140 | 9.00 |
| STATE UNEMPLOYMENT TAX | 9.00 |
| 730100 | 1,248.59 |
| OFFICE SUPPLIES | 1,248.59 |
| 740512 | 43,863.00 |
| PROFESSIONAL SERVICES | 43,863.00 |
| 740516 | 59,913.98 |
| PROFESSIONAL SERVICES-URINALYSIS | 59,913.98 |

| | |
|----------------------------------|------------|
| 8403 | 220,776.68 |
| MENTAL HEALTH COURT SERVICE | 220,776.68 |
| 710110 | 145,181.10 |
| SALARY/REGULAR | 145,181.10 |
| 710130 | 147.16 |
| SALARY/OVERTIME | 147.16 |
| 720100 | 10,666.60 |
| SOCIAL SECURITY | 10,666.60 |
| 720110 | 39,247.13 |
| EMPLOYEE INSURANCE | 39,247.13 |
| 720120 | 18,086.06 |
| RETIREMENT | 18,086.06 |
| 720140 | 237.28 |
| STATE UNEMPLOYMENT TAX | 237.28 |
| 730100 | 2,837.70 |
| OFFICE SUPPLIES | 2,837.70 |
| 730330 | 104.93 |
| IT SOFTWARE | 104.93 |
| 740510 | 50.00 |
| PROFESSIONAL DEVELOPMENT | 50.00 |
| 740540 | 355.62 |
| TRAVEL EXPENSE | 355.62 |
| 740640 | 3,848.16 |
| CONTRACT SERVICES | 3,848.16 |
| 740660 | 14.94 |
| EQUIPMENT RENTAL | 14.94 |
| 8510 | 587,695.05 |
| JUSTICE OF PEACE PRECINCT 1 | 587,695.05 |
| 710100 | 81,251.63 |
| SALARY/OFFICIAL-DEPARTMENT HEAD | 81,251.63 |
| 710110 | 289,862.33 |
| SALARY/REGULAR | 289,862.33 |
| 710120 | - |
| SALARY/OTHER | - |
| 720100 | 27,700.73 |
| SOCIAL SECURITY | 27,700.73 |
| 720110 | 77,095.71 |
| EMPLOYEE INSURANCE | 77,095.71 |
| 720120 | 46,219.84 |
| RETIREMENT | 46,219.84 |
| 720140 | 245.28 |
| STATE UNEMPLOYMENT TAX | 245.28 |
| 730100 | 3,407.48 |
| OFFICE SUPPLIES | 3,407.48 |
| 740140 | 889.70 |
| VEHICLE MAINTENANCE - CONTROLLED | 889.70 |
| 740510 | 2,023.01 |
| PROFESSIONAL DEVELOPMENT | 2,023.01 |
| 740512 | 2,562.65 |
| PROFESSIONAL SERVICES | 2,562.65 |
| 740540 | 280.01 |
| TRAVEL EXPENSE | 280.01 |
| 740560 | 3,120.00 |
| TRANSPORTATION | 3,120.00 |

| | |
|---------------------------------|------------|
| 740644 | 46,591.08 |
| COLLECTION SERVICES | 46,591.08 |
| 740660 | 6,045.60 |
| EQUIPMENT RENTAL | 6,045.60 |
| 740680 | 435.00 |
| MEMBERSHIP/ASSOCIATION DUES | 435.00 |
| 790100 | (35.00) |
| REIMBURSEMENTS CLEARING | (35.00) |
| 8520 | 377,519.27 |
| JUSTICE OF PEACE PRECINCT 2 | 377,519.27 |
| 710100 | 81,251.63 |
| SALARY/OFFICIAL-DEPARTMENT HEAD | 81,251.63 |
| 710110 | 133,920.92 |
| SALARY/REGULAR | 133,920.92 |
| 710120 | - |
| SALARY/OTHER | - |
| 710130 | 16.57 |
| SALARY/OVERTIME | 16.57 |
| 720100 | 16,039.88 |
| SOCIAL SECURITY | 16,039.88 |
| 720110 | 50,784.91 |
| EMPLOYEE INSURANCE | 50,784.91 |
| 720120 | 26,836.25 |
| RETIREMENT | 26,836.25 |
| 720140 | 45.00 |
| STATE UNEMPLOYMENT TAX | 45.00 |
| 730100 | 2,135.19 |
| OFFICE SUPPLIES | 2,135.19 |
| 740510 | 585.00 |
| PROFESSIONAL DEVELOPMENT | 585.00 |
| 740512 | 3,161.74 |
| PROFESSIONAL SERVICES | 3,161.74 |
| 740530 | 742.93 |
| MOBILE PHONE AND DATA | 742.93 |
| 740640 | 246.69 |
| CONTRACT SERVICES | 246.69 |
| 740644 | 61,569.12 |
| COLLECTION SERVICES | 61,569.12 |
| 740660 | 13.44 |
| EQUIPMENT RENTAL | 13.44 |
| 740680 | 170.00 |
| MEMBERSHIP/ASSOCIATION DUES | 170.00 |
| 8530 | 782,323.42 |
| JUSTICE OF PEACE PRECINCT 3 | 782,323.42 |
| 710100 | 81,251.63 |
| SALARY/OFFICIAL-DEPARTMENT HEAD | 81,251.63 |
| 710110 | 432,802.04 |
| SALARY/REGULAR | 432,802.04 |
| 710120 | - |
| SALARY/OTHER | - |
| 710130 | 1,907.94 |
| SALARY/OVERTIME | 1,907.94 |
| 710140 | 832.55 |
| SALARY/CELL PHONE ALLOWANCE | 832.55 |

| | |
|----------------------------------|------------|
| 720100 | 38,597.07 |
| SOCIAL SECURITY | 38,597.07 |
| 720110 | 148,681.24 |
| EMPLOYEE INSURANCE | 148,681.24 |
| 720120 | 64,337.73 |
| RETIREMENT | 64,337.73 |
| 720140 | 643.69 |
| STATE UNEMPLOYMENT TAX | 643.69 |
| 730100 | 4,532.67 |
| OFFICE SUPPLIES | 4,532.67 |
| 730310 | 141.92 |
| UNIFORMS | 141.92 |
| 740140 | 964.72 |
| VEHICLE MAINTENANCE - CONTROLLED | 964.72 |
| 740510 | 825.00 |
| PROFESSIONAL DEVELOPMENT | 825.00 |
| 740512 | 276.00 |
| PROFESSIONAL SERVICES | 276.00 |
| 740540 | 757.81 |
| TRAVEL EXPENSE | 757.81 |
| 740660 | 5,711.41 |
| EQUIPMENT RENTAL | 5,711.41 |
| 740680 | 60.00 |
| MEMBERSHIP/ASSOCIATION DUES | 60.00 |
| 8540 | 648,389.63 |
| JUSTICE OF PEACE PRECINCT 4 | 648,389.63 |
| 710100 | 81,251.63 |
| SALARY/OFFICIAL-DEPARTMENT HEAD | 81,251.63 |
| 710110 | 317,666.20 |
| SALARY/REGULAR | 317,666.20 |
| 710130 | 34.25 |
| SALARY/OVERTIME | 34.25 |
| 720100 | 29,453.35 |
| SOCIAL SECURITY | 29,453.35 |
| 720110 | 111,341.12 |
| EMPLOYEE INSURANCE | 111,341.12 |
| 720120 | 49,593.22 |
| RETIREMENT | 49,593.22 |
| 720140 | 108.00 |
| STATE UNEMPLOYMENT TAX | 108.00 |
| 730100 | 703.58 |
| OFFICE SUPPLIES | 703.58 |
| 740510 | 820.00 |
| PROFESSIONAL DEVELOPMENT | 820.00 |
| 740512 | 1,052.02 |
| PROFESSIONAL SERVICES | 1,052.02 |
| 740540 | 1,270.95 |
| TRAVEL EXPENSE | 1,270.95 |
| 740560 | 860.00 |
| TRANSPORTATION | 860.00 |
| 740580 | 269.36 |
| PRINTING | 269.36 |
| 740640 | 854.63 |
| CONTRACT SERVICES | 854.63 |

| | |
|---|------------|
| 740644 | 47,928.56 |
| COLLECTION SERVICES | 47,928.56 |
| 740660 | 5,087.76 |
| EQUIPMENT RENTAL | 5,087.76 |
| 740680 | 95.00 |
| MEMBERSHIP/ASSOCIATION DUES | 95.00 |
| 8550 | 382,213.08 |
| JUSTICE OF PEACE PRECINCT 5 | 382,213.08 |
| 710100 | 81,251.63 |
| SALARY/OFFICIAL-DEPARTMENT HEAD | 81,251.63 |
| 710110 | 152,999.40 |
| SALARY/REGULAR | 152,999.40 |
| 720100 | 17,654.51 |
| SOCIAL SECURITY | 17,654.51 |
| 720110 | 51,397.14 |
| EMPLOYEE INSURANCE | 51,397.14 |
| 720120 | 29,119.37 |
| RETIREMENT | 29,119.37 |
| 720140 | 45.00 |
| STATE UNEMPLOYMENT TAX | 45.00 |
| 730100 | 2,013.72 |
| OFFICE SUPPLIES | 2,013.72 |
| 730110 | 2,052.00 |
| POSTAGE | 2,052.00 |
| 740510 | 915.00 |
| PROFESSIONAL DEVELOPMENT | 915.00 |
| 740530 | 1,525.05 |
| MOBILE PHONE AND DATA | 1,525.05 |
| 740540 | 1,122.15 |
| TRAVEL EXPENSE | 1,122.15 |
| 740640 | 5,215.58 |
| CONTRACT SERVICES | 5,215.58 |
| 740644 | 35,810.60 |
| COLLECTION SERVICES | 35,810.60 |
| 740660 | 182.50 |
| EQUIPMENT RENTAL | 182.50 |
| 740680 | 95.00 |
| MEMBERSHIP/ASSOCIATION DUES | 95.00 |
| 740260 | 4.43 |
| INTEREST ON CREDIT CARDS | 4.43 |
| 740145 | 810.00 |
| EQUIPMENT MAINTENANCE/REPAIR - CONTROLLED | 810.00 |
| 6502 | 390,196.21 |
| SHERIFF FINANCE | 390,196.21 |
| 710110 | 261,747.83 |
| SALARY/REGULAR | 261,747.83 |
| 710130 | 287.72 |
| SALARY/OVERTIME | 287.72 |
| 720100 | 19,030.83 |
| SOCIAL SECURITY | 19,030.83 |
| 720110 | 68,523.07 |
| EMPLOYEE INSURANCE | 68,523.07 |
| 720120 | 32,573.03 |
| RETIREMENT | 32,573.03 |

| | |
|-----------------------------------|------------|
| 720140 | 72.00 |
| STATE UNEMPLOYMENT TAX | 72.00 |
| 730100 | 2,245.70 |
| OFFICE SUPPLIES | 2,245.70 |
| 740530 | 572.63 |
| MOBILE PHONE AND DATA | 572.63 |
| 740580 | 995.00 |
| PRINTING | 995.00 |
| 740660 | 4,151.40 |
| EQUIPMENT RENTAL | 4,151.40 |
| 790100 | (3.00) |
| REIMBURSEMENTS CLEARING | (3.00) |
| 8380 | 346,912.97 |
| 457TH DISTRICT COURT | 346,912.97 |
| 710100 | 7,691.64 |
| SALARY/OFFICIAL-DEPARTMENT HEAD | 7,691.64 |
| 710110 | 235,073.93 |
| SALARY/REGULAR | 235,073.93 |
| 710130 | 341.38 |
| SALARY/OVERTIME | 341.38 |
| 720100 | 17,970.17 |
| SOCIAL SECURITY | 17,970.17 |
| 720110 | 51,914.27 |
| EMPLOYEE INSURANCE | 51,914.27 |
| 720120 | 30,223.95 |
| RETIREMENT | 30,223.95 |
| 720140 | 45.00 |
| STATE UNEMPLOYMENT TAX | 45.00 |
| 730100 | 1,775.43 |
| OFFICE SUPPLIES | 1,775.43 |
| 740510 | 75.00 |
| PROFESSIONAL DEVELOPMENT | 75.00 |
| 740640 | 1,780.13 |
| CONTRACT SERVICES | 1,780.13 |
| 740680 | 30.00 |
| MEMBERSHIP/ASSOCIATION DUES | 30.00 |
| 790100 | (7.93) |
| REIMBURSEMENTS CLEARING | (7.93) |
| 6108 | 78,017.52 |
| SHERIFF RANGE | 78,017.52 |
| 730270 | 8,327.44 |
| LAW ENFORCEMENT SPECIFIC SUPPLIES | 8,327.44 |
| 730360 | 69,690.08 |
| ARMORY EXPENSE | 69,690.08 |
| 6106 | 381,935.77 |
| SHERIFF K9 | 381,935.77 |
| 710110 | 202,610.14 |
| SALARY/REGULAR | 202,610.14 |
| 710130 | 1,876.53 |
| SALARY/OVERTIME | 1,876.53 |
| 710150 | 18,440.00 |
| SALARY/SPECIAL PAY | 18,440.00 |
| 720100 | 16,339.56 |
| SOCIAL SECURITY | 16,339.56 |

| | |
|-----------------------------------|------------|
| 720110 | 43,007.31 |
| EMPLOYEE INSURANCE | 43,007.31 |
| 720120 | 27,721.64 |
| RETIREMENT | 27,721.64 |
| 720140 | (167.07) |
| STATE UNEMPLOYMENT TAX | (167.07) |
| 730270 | 369.64 |
| LAW ENFORCEMENT SPECIFIC SUPPLIES | 369.64 |
| 730280 | 48,968.58 |
| CANINE EXPENSES | 48,968.58 |
| 740110 | 700.00 |
| IT SOFTWARE MAINTENANCE | 700.00 |
| 740510 | 2,700.00 |
| PROFESSIONAL DEVELOPMENT | 2,700.00 |
| 740512 | 4,504.43 |
| PROFESSIONAL SERVICES | 4,504.43 |
| 740530 | 2,848.99 |
| MOBILE PHONE AND DATA | 2,848.99 |
| 740540 | 11,716.02 |
| TRAVEL EXPENSE | 11,716.02 |
| 740640 | 300.00 |
| CONTRACT SERVICES | 300.00 |
| 6102 | 849,467.74 |
| SHERIFF SWAT | 849,467.74 |
| 710110 | 492,787.43 |
| SALARY/REGULAR | 492,787.43 |
| 710130 | 104,129.44 |
| SALARY/OVERTIME | 104,129.44 |
| 720100 | 45,108.89 |
| SOCIAL SECURITY | 45,108.89 |
| 720110 | 94,211.08 |
| EMPLOYEE INSURANCE | 94,211.08 |
| 720120 | 74,218.16 |
| RETIREMENT | 74,218.16 |
| 720140 | 73.69 |
| STATE UNEMPLOYMENT TAX | 73.69 |
| 730270 | 3,046.95 |
| LAW ENFORCEMENT SPECIFIC SUPPLIES | 3,046.95 |
| 740510 | 10,643.00 |
| PROFESSIONAL DEVELOPMENT | 10,643.00 |
| 740530 | 8,017.58 |
| MOBILE PHONE AND DATA | 8,017.58 |
| 740540 | 10,321.36 |
| TRAVEL EXPENSE | 10,321.36 |
| 740660 | 2,618.16 |
| EQUIPMENT RENTAL | 2,618.16 |
| 730360 | 4,292.00 |
| ARMORY EXPENSE | 4,292.00 |
| 6105 | 137,347.82 |
| SHERIFF TACTICAL AIR | 137,347.82 |
| 710110 | 91,103.45 |
| SALARY/REGULAR | 91,103.45 |
| 710130 | - |
| SALARY/OVERTIME | - |

| | |
|-----------------------------------|------------|
| 720100 | 6,853.64 |
| SOCIAL SECURITY | 6,853.64 |
| 720110 | 17,132.38 |
| EMPLOYEE INSURANCE | 17,132.38 |
| 720120 | 11,325.14 |
| RETIREMENT | 11,325.14 |
| 720140 | 18.00 |
| STATE UNEMPLOYMENT TAX | 18.00 |
| 740140 | 5,554.60 |
| VEHICLE MAINTENANCE - CONTROLLED | 5,554.60 |
| 740530 | 1,360.61 |
| MOBILE PHONE AND DATA | 1,360.61 |
| 740656 | 4,000.00 |
| RENT AND LEASES | 4,000.00 |
| 6109 | 368,381.62 |
| SHERIFF GANGS | 368,381.62 |
| 710110 | 231,743.83 |
| SALARY/REGULAR | 231,743.83 |
| 710130 | 24,160.68 |
| SALARY/OVERTIME | 24,160.68 |
| 720100 | 19,037.08 |
| SOCIAL SECURITY | 19,037.08 |
| 720110 | 42,751.73 |
| EMPLOYEE INSURANCE | 42,751.73 |
| 720120 | 31,824.33 |
| RETIREMENT | 31,824.33 |
| 720140 | 45.00 |
| STATE UNEMPLOYMENT TAX | 45.00 |
| 730270 | 7,210.00 |
| LAW ENFORCEMENT SPECIFIC SUPPLIES | 7,210.00 |
| 740510 | 2,050.00 |
| PROFESSIONAL DEVELOPMENT | 2,050.00 |
| 740530 | 2,863.03 |
| MOBILE PHONE AND DATA | 2,863.03 |
| 740540 | 4,155.78 |
| TRAVEL EXPENSE | 4,155.78 |
| 740660 | 2,540.16 |
| EQUIPMENT RENTAL | 2,540.16 |
| 6103 | 6,738.04 |
| SHERIFF CRISIS NEGOTIATION TEAM | 6,738.04 |
| 710130 | 702.63 |
| SALARY/OVERTIME | 702.63 |
| 720100 | 52.61 |
| SOCIAL SECURITY | 52.61 |
| 720120 | 87.62 |
| RETIREMENT | 87.62 |
| 740530 | 1,750.42 |
| MOBILE PHONE AND DATA | 1,750.42 |
| 740540 | 4,144.76 |
| TRAVEL EXPENSE | 4,144.76 |
| 6107 | 5,399.41 |
| SHERIFF HONOR GUARD | 5,399.41 |
| 710130 | 4,201.15 |
| SALARY/OVERTIME | 4,201.15 |

| | |
|-----------------------------------|---------------|
| 720100 | 317.17 |
| SOCIAL SECURITY | 317.17 |
| 720120 | 521.09 |
| RETIREMENT | 521.09 |
| 730270 | 360.00 |
| LAW ENFORCEMENT SPECIFIC SUPPLIES | 360.00 |
| 3242 | 11,250.00 |
| HERITAGE MUSEUM | 11,250.00 |
| 740640 | 11,250.00 |
| CONTRACT SERVICES | 11,250.00 |
| 3800 | 57,706.74 |
| PAYROLL | 57,706.74 |
| 710100 | 15,144.24 |
| SALARY/OFFICIAL-DEPARTMENT HEAD | 15,144.24 |
| 710110 | 26,553.03 |
| SALARY/REGULAR | 26,553.03 |
| 710130 | 681.30 |
| SALARY/OVERTIME | 681.30 |
| 710140 | 110.76 |
| SALARY/CELL PHONE ALLOWANCE | 110.76 |
| 720100 | 3,119.66 |
| SOCIAL SECURITY | 3,119.66 |
| 720110 | 6,673.28 |
| EMPLOYEE INSURANCE | 6,673.28 |
| 720120 | 5,328.15 |
| RETIREMENT | 5,328.15 |
| 720140 | 7.05 |
| STATE UNEMPLOYMENT TAX | 7.05 |
| 730100 | 89.27 |
| OFFICE SUPPLIES | 89.27 |
| 6104 | 10,728.87 |
| SHERIFF SPECIAL RESPONSE GROUP | 10,728.87 |
| 710110 | 206.80 |
| SALARY/REGULAR | 206.80 |
| 710130 | 8,716.80 |
| SALARY/OVERTIME | 8,716.80 |
| 720100 | 668.85 |
| SOCIAL SECURITY | 668.85 |
| 720120 | 1,118.99 |
| RETIREMENT | 1,118.99 |
| 720140 | 17.43 |
| STATE UNEMPLOYMENT TAX | 17.43 |
| 200 | 20,736,153.71 |
| ROAD AND BRIDGE | 20,736,153.71 |
| 2600 | 162,267.92 |
| INFORMATION TECHNOLOGY | 162,267.92 |
| 730100 | 2,219.67 |
| OFFICE SUPPLIES | 2,219.67 |
| 730250 | 6,529.81 |
| SHOP SUPPLIES | 6,529.81 |
| 740140 | 17,024.85 |
| VEHICLE MAINTENANCE - CONTROLLED | 17,024.85 |
| 740510 | 12,515.00 |
| PROFESSIONAL DEVELOPMENT | 12,515.00 |

| | |
|---------------------------------|--------------|
| 740512 | 32,308.47 |
| PROFESSIONAL SERVICES | 32,308.47 |
| 740540 | 1,344.38 |
| TRAVEL EXPENSE | 1,344.38 |
| 740650 | 90,175.74 |
| SIGN AND SIGNAL MAINTENANCE | 90,175.74 |
| 740660 | 150.00 |
| EQUIPMENT RENTAL | 150.00 |
| 9000 | 5,398.23 |
| RESTRICTED | 5,398.23 |
| 730190 | 232.50 |
| ROAD MATERIALS | 232.50 |
| 740512 | 5,165.73 |
| PROFESSIONAL SERVICES | 5,165.73 |
| 9100 | 4,794,669.64 |
| COMMISSIONER PRECINCT 1 | 4,794,669.64 |
| 710100 | 108,008.54 |
| SALARY/OFFICIAL-DEPARTMENT HEAD | 108,008.54 |
| 710110 | 1,779,516.18 |
| SALARY/REGULAR | 1,779,516.18 |
| 710120 | - |
| SALARY/OTHER | - |
| 710130 | 109,331.75 |
| SALARY/OVERTIME | 109,331.75 |
| 710140 | 1,153.75 |
| SALARY/CELL PHONE ALLOWANCE | 1,153.75 |
| 720100 | 147,692.03 |
| SOCIAL SECURITY | 147,692.03 |
| 720110 | 500,335.50 |
| EMPLOYEE INSURANCE | 500,335.50 |
| 720120 | 249,268.52 |
| RETIREMENT | 249,268.52 |
| 720140 | 1,024.69 |
| STATE UNEMPLOYMENT TAX | 1,024.69 |
| 730100 | 23,329.13 |
| OFFICE SUPPLIES | 23,329.13 |
| 730140 | 4,736.38 |
| JANITOR SUPPLIES | 4,736.38 |
| 730180 | 4,301.20 |
| CULVERTS | 4,301.20 |
| 730190 | 532,447.99 |
| ROAD MATERIALS | 532,447.99 |
| 730200 | 83,907.14 |
| CRUSHED CONCRETE/REJECT | 83,907.14 |
| 730220 | 2,277.14 |
| REPLACEMENTS | 2,277.14 |
| 730240 | 181,981.96 |
| FUEL - CONTROLLED | 181,981.96 |
| 730250 | 45,102.65 |
| SHOP SUPPLIES | 45,102.65 |
| 730260 | 116,102.03 |
| VEHICLE SUPPLIES | 116,102.03 |
| 730262 | 4,251.67 |
| RADIO SUPPLIES | 4,251.67 |

| | |
|---|--------------|
| 730310 | 31,464.23 |
| UNIFORMS | 31,464.23 |
| 730320 | 1,427.49 |
| IT HARDWARE | 1,427.49 |
| 730390 | 908.55 |
| MEDICAL SUPPLIES | 908.55 |
| 740140 | 77,851.72 |
| VEHICLE MAINTENANCE - CONTROLLED | 77,851.72 |
| 740150 | 59,015.00 |
| LANDSCAPE MAINTENANCE | 59,015.00 |
| 740510 | 763.90 |
| PROFESSIONAL DEVELOPMENT | 763.90 |
| 740512 | 244,844.97 |
| PROFESSIONAL SERVICES | 244,844.97 |
| 740530 | 7,716.77 |
| MOBILE PHONE AND DATA | 7,716.77 |
| 740640 | 76,861.47 |
| CONTRACT SERVICES | 76,861.47 |
| 740650 | 40,382.20 |
| SIGN AND SIGNAL MAINTENANCE | 40,382.20 |
| 740660 | 28,992.78 |
| EQUIPMENT RENTAL | 28,992.78 |
| 750400 | 352,822.22 |
| CAPITAL OUTLAY-FURNITURE FIXTURES AND EQUIPMENT | 352,822.22 |
| 750600 | 40,680.00 |
| CAPITAL OUTLAY-VEHICLES | 40,680.00 |
| 750800 | (163,661.15) |
| MAJOR PROJECTS | (163,661.15) |
| 760600 | 100,000.00 |
| SETTLEMENT COSTS | 100,000.00 |
| 790100 | (1,391.79) |
| REIMBURSEMENTS CLEARING | (1,391.79) |
| 740145 | 1,223.03 |
| EQUIPMENT MAINTENANCE/REPAIR - CONTROLLED | 1,223.03 |
| 9200 | 3,750,991.77 |
| COMMISSIONER PRECINCT 2 | 3,750,991.77 |
| 710100 | 108,008.54 |
| SALARY/OFFICIAL-DEPARTMENT HEAD | 108,008.54 |
| 710110 | 1,258,111.04 |
| SALARY/REGULAR | 1,258,111.04 |
| 710120 | - |
| SALARY/OTHER | - |
| 710130 | 1,014.91 |
| SALARY/OVERTIME | 1,014.91 |
| 710140 | 975.76 |
| SALARY/CELL PHONE ALLOWANCE | 975.76 |
| 720100 | 99,565.17 |
| SOCIAL SECURITY | 99,565.17 |
| 720110 | 336,552.16 |
| EMPLOYEE INSURANCE | 336,552.16 |
| 720120 | 170,594.46 |
| RETIREMENT | 170,594.46 |
| 720140 | 1,478.06 |
| STATE UNEMPLOYMENT TAX | 1,478.06 |

| | |
|---|--------------|
| 730100 | 7,502.91 |
| OFFICE SUPPLIES | 7,502.91 |
| 730180 | 9,564.20 |
| CULVERTS | 9,564.20 |
| 730190 | 684,559.29 |
| ROAD MATERIALS | 684,559.29 |
| 730240 | 191,500.25 |
| FUEL - CONTROLLED | 191,500.25 |
| 730250 | 60,146.37 |
| SHOP SUPPLIES | 60,146.37 |
| 730260 | 82,364.83 |
| VEHICLE SUPPLIES | 82,364.83 |
| 730310 | 11,889.09 |
| UNIFORMS | 11,889.09 |
| 740510 | 2,325.68 |
| PROFESSIONAL DEVELOPMENT | 2,325.68 |
| 740512 | 337,311.51 |
| PROFESSIONAL SERVICES | 337,311.51 |
| 740530 | 4,043.36 |
| MOBILE PHONE AND DATA | 4,043.36 |
| 740640 | 27,990.01 |
| CONTRACT SERVICES | 27,990.01 |
| 740650 | 30,823.68 |
| SIGN AND SIGNAL MAINTENANCE | 30,823.68 |
| 740660 | 11,386.21 |
| EQUIPMENT RENTAL | 11,386.21 |
| 750400 | 105,398.56 |
| CAPITAL OUTLAY-FURNITURE FIXTURES AND EQUIPMENT | 105,398.56 |
| 750600 | 107,819.30 |
| CAPITAL OUTLAY-VEHICLES | 107,819.30 |
| 760600 | 100,000.00 |
| SETTLEMENT COSTS | 100,000.00 |
| 790100 | 66.42 |
| REIMBURSEMENTS CLEARING | 66.42 |
| 9300 | 2,019,999.94 |
| COMMISSIONER PRECINCT 3 | 2,019,999.94 |
| 710100 | 108,008.54 |
| SALARY/OFFICIAL-DEPARTMENT HEAD | 108,008.54 |
| 710110 | 846,637.24 |
| SALARY/REGULAR | 846,637.24 |
| 710120 | - |
| SALARY/OTHER | - |
| 710130 | 16,843.96 |
| SALARY/OVERTIME | 16,843.96 |
| 710140 | 3,824.68 |
| SALARY/CELL PHONE ALLOWANCE | 3,824.68 |
| 720100 | 70,706.96 |
| SOCIAL SECURITY | 70,706.96 |
| 720110 | 217,398.43 |
| EMPLOYEE INSURANCE | 217,398.43 |
| 720120 | 121,532.69 |
| RETIREMENT | 121,532.69 |
| 720140 | 423.25 |
| STATE UNEMPLOYMENT TAX | 423.25 |

| | |
|----------------------------------|--------------|
| 730100 | 2,606.90 |
| OFFICE SUPPLIES | 2,606.90 |
| 730190 | 131,942.60 |
| ROAD MATERIALS | 131,942.60 |
| 730200 | 18,401.56 |
| CRUSHED CONCRETE/REJECT | 18,401.56 |
| 730220 | 748.39 |
| REPLACEMENTS | 748.39 |
| 730240 | 61,975.98 |
| FUEL - CONTROLLED | 61,975.98 |
| 730250 | 12,230.96 |
| SHOP SUPPLIES | 12,230.96 |
| 730260 | 17,346.86 |
| VEHICLE SUPPLIES | 17,346.86 |
| 730310 | 161.76 |
| UNIFORMS | 161.76 |
| 730350 | 4,106.92 |
| AGRICULTURE SUPPLIES | 4,106.92 |
| 730380 | 22,502.80 |
| AUDIO/VISUAL SUPPLIES | 22,502.80 |
| 730390 | 392.40 |
| MEDICAL SUPPLIES | 392.40 |
| 740140 | 87,709.97 |
| VEHICLE MAINTENANCE - CONTROLLED | 87,709.97 |
| 740430 | 95,534.90 |
| STRIPING/SEALANT SERVICES | 95,534.90 |
| 740440 | 13,362.50 |
| CONCRETE/CURB REPAIR | 13,362.50 |
| 740504 | 3,803.84 |
| ONLINE SERVICES | 3,803.84 |
| 740510 | 1,376.86 |
| PROFESSIONAL DEVELOPMENT | 1,376.86 |
| 740512 | 164,007.85 |
| PROFESSIONAL SERVICES | 164,007.85 |
| 740530 | 3,872.00 |
| MOBILE PHONE AND DATA | 3,872.00 |
| 740540 | 749.23 |
| TRAVEL EXPENSE | 749.23 |
| 740580 | 8,420.02 |
| PRINTING | 8,420.02 |
| 740620 | 94.49 |
| ELECTRICITY - CONTROLLED | 94.49 |
| 740624 | 46.54 |
| WATER AND SEWER - CONTROLLED | 46.54 |
| 740640 | 3,812.08 |
| CONTRACT SERVICES | 3,812.08 |
| 740650 | 28,729.81 |
| SIGN AND SIGNAL MAINTENANCE | 28,729.81 |
| 740656 | 19,015.00 |
| RENT AND LEASES | 19,015.00 |
| 740660 | 11,108.32 |
| EQUIPMENT RENTAL | 11,108.32 |
| 750800 | (142,653.65) |
| MAJOR PROJECTS | (142,653.65) |

| | |
|----------------------------------|--------------|
| 760600 | 100,000.00 |
| SETTLEMENT COSTS | 100,000.00 |
| 790100 | (36,782.70) |
| REIMBURSEMENTS CLEARING | (36,782.70) |
| 9400 | 4,898,276.24 |
| COMMISSIONER PRECINCT 4 | 4,898,276.24 |
| 710100 | 108,008.54 |
| SALARY/OFFICIAL-DEPARTMENT HEAD | 108,008.54 |
| 710110 | 1,733,606.70 |
| SALARY/REGULAR | 1,733,606.70 |
| 710120 | - |
| SALARY/OTHER | - |
| 710130 | 32,234.24 |
| SALARY/OVERTIME | 32,234.24 |
| 710140 | 1,004.22 |
| SALARY/CELL PHONE ALLOWANCE | 1,004.22 |
| 720100 | 138,495.72 |
| SOCIAL SECURITY | 138,495.72 |
| 720110 | 464,593.48 |
| EMPLOYEE INSURANCE | 464,593.48 |
| 720120 | 233,928.68 |
| RETIREMENT | 233,928.68 |
| 720140 | 1,250.35 |
| STATE UNEMPLOYMENT TAX | 1,250.35 |
| 730100 | 11,428.29 |
| OFFICE SUPPLIES | 11,428.29 |
| 730180 | 136,015.40 |
| CULVERTS | 136,015.40 |
| 730190 | 506,863.29 |
| ROAD MATERIALS | 506,863.29 |
| 730200 | 466,076.93 |
| CRUSHED CONCRETE/REJECT | 466,076.93 |
| 730220 | 16,559.82 |
| REPLACEMENTS | 16,559.82 |
| 730240 | 319,848.61 |
| FUEL - CONTROLLED | 319,848.61 |
| 730250 | 25,106.40 |
| SHOP SUPPLIES | 25,106.40 |
| 730260 | 145,634.63 |
| VEHICLE SUPPLIES | 145,634.63 |
| 730300 | - |
| COMMUNITY AWARENESS SUPPLIES | - |
| 730310 | 12,489.24 |
| UNIFORMS | 12,489.24 |
| 730330 | 24.63 |
| IT SOFTWARE | 24.63 |
| 730350 | 87,187.59 |
| AGRICULTURE SUPPLIES | 87,187.59 |
| 740140 | 48,117.90 |
| VEHICLE MAINTENANCE - CONTROLLED | 48,117.90 |
| 740150 | 29,269.82 |
| LANDSCAPE MAINTENANCE | 29,269.82 |
| 740410 | 4,000.00 |
| TOLLS | 4,000.00 |

| | |
|---|--------------|
| 740430 | 37,632.82 |
| STRIPING/SEALANT SERVICES | 37,632.82 |
| 740440 | 89,058.42 |
| CONCRETE/CURB REPAIR | 89,058.42 |
| 740510 | 2,000.00 |
| PROFESSIONAL DEVELOPMENT | 2,000.00 |
| 740512 | 8,664.24 |
| PROFESSIONAL SERVICES | 8,664.24 |
| 740530 | 17,263.29 |
| MOBILE PHONE AND DATA | 17,263.29 |
| 740550 | 14,540.92 |
| SAFETY PROGRAM | 14,540.92 |
| 740622 | 1,178.83 |
| GAS - CONTROLLED | 1,178.83 |
| 740640 | 6,624.06 |
| CONTRACT SERVICES | 6,624.06 |
| 740650 | 20,900.59 |
| SIGN AND SIGNAL MAINTENANCE | 20,900.59 |
| 740660 | 3,900.02 |
| EQUIPMENT RENTAL | 3,900.02 |
| 740930 | 2,949.45 |
| DAMAGE REPAIRS | 2,949.45 |
| 750400 | 69,661.97 |
| CAPITAL OUTLAY-FURNITURE FIXTURES AND EQUIPMENT | 69,661.97 |
| 750600 | 249,923.50 |
| CAPITAL OUTLAY-VEHICLES | 249,923.50 |
| 760600 | 100,000.00 |
| SETTLEMENT COSTS | 100,000.00 |
| 790100 | (248,040.00) |
| REIMBURSEMENTS CLEARING | (248,040.00) |
| 740250 | 273.65 |
| PENALTY/LATE CHARGE | 273.65 |
| 9500 | 1,123,670.36 |
| COUNTY ENGINEER | 1,123,670.36 |
| 710100 | 86,968.34 |
| SALARY/OFFICIAL-DEPARTMENT HEAD | 86,968.34 |
| 710110 | 729,623.40 |
| SALARY/REGULAR | 729,623.40 |
| 710140 | 3,503.62 |
| SALARY/CELL PHONE ALLOWANCE | 3,503.62 |
| 720100 | 61,423.62 |
| SOCIAL SECURITY | 61,423.62 |
| 720110 | 132,154.75 |
| EMPLOYEE INSURANCE | 132,154.75 |
| 720120 | 101,915.93 |
| RETIREMENT | 101,915.93 |
| 720140 | 229.52 |
| STATE UNEMPLOYMENT TAX | 229.52 |
| 730100 | 4,219.19 |
| OFFICE SUPPLIES | 4,219.19 |
| 740540 | 372.27 |
| TRAVEL EXPENSE | 372.27 |
| 740660 | 3,219.72 |
| EQUIPMENT RENTAL | 3,219.72 |

| | |
|---|------------|
| 740680 | 40.00 |
| MEMBERSHIP/ASSOCIATION DUES | 40.00 |
| 9107 | 357,431.03 |
| PARKS - PRECINCT 1 | 357,431.03 |
| 710110 | 93,627.74 |
| SALARY/REGULAR | 93,627.74 |
| 710130 | 15,854.12 |
| SALARY/OVERTIME | 15,854.12 |
| 720100 | 8,357.78 |
| SOCIAL SECURITY | 8,357.78 |
| 720110 | 17,132.38 |
| EMPLOYEE INSURANCE | 17,132.38 |
| 720120 | 12,435.01 |
| RETIREMENT | 12,435.01 |
| 720140 | 202.05 |
| STATE UNEMPLOYMENT TAX | 202.05 |
| 730100 | 740.38 |
| OFFICE SUPPLIES | 740.38 |
| 730140 | 983.35 |
| JANITOR SUPPLIES | 983.35 |
| 730250 | 300.00 |
| SHOP SUPPLIES | 300.00 |
| 730310 | 249.80 |
| UNIFORMS | 249.80 |
| 740150 | 19,000.00 |
| LANDSCAPE MAINTENANCE | 19,000.00 |
| 740512 | 30,194.57 |
| PROFESSIONAL SERVICES | 30,194.57 |
| 740640 | 8,964.93 |
| CONTRACT SERVICES | 8,964.93 |
| 740660 | 27.00 |
| EQUIPMENT RENTAL | 27.00 |
| 750300 | 129,907.06 |
| CAPITAL OUTLAY-BUILDING | 129,907.06 |
| 750400 | 10,717.00 |
| CAPITAL OUTLAY-FURNITURE FIXTURES AND EQUIPMENT | 10,717.00 |
| 750800 | 8,737.86 |
| MAJOR PROJECTS | 8,737.86 |
| 9109 | 225,140.13 |
| RECYCLE - PRECINCT 1 | 225,140.13 |
| 710110 | 133,326.51 |
| SALARY/REGULAR | 133,326.51 |
| 710130 | 1,974.36 |
| SALARY/OVERTIME | 1,974.36 |
| 720100 | 10,221.89 |
| SOCIAL SECURITY | 10,221.89 |
| 720110 | 42,824.50 |
| EMPLOYEE INSURANCE | 42,824.50 |
| 720120 | 16,816.78 |
| RETIREMENT | 16,816.78 |
| 720140 | 116.22 |
| STATE UNEMPLOYMENT TAX | 116.22 |
| 730100 | 64.90 |
| OFFICE SUPPLIES | 64.90 |

| | |
|----------------------------------|------------|
| 730140 | 77.98 |
| JANITOR SUPPLIES | 77.98 |
| 730250 | 295.52 |
| SHOP SUPPLIES | 295.52 |
| 730310 | 462.80 |
| UNIFORMS | 462.80 |
| 730390 | 120.85 |
| MEDICAL SUPPLIES | 120.85 |
| 740512 | 225.00 |
| PROFESSIONAL SERVICES | 225.00 |
| 740640 | 17,588.30 |
| CONTRACT SERVICES | 17,588.30 |
| 740650 | 64.98 |
| SIGN AND SIGNAL MAINTENANCE | 64.98 |
| 740625 | 959.54 |
| REFUSE COLLECTION - CONTROLLED | 959.54 |
| 9407 | 679,414.58 |
| PARKS - PRECINCT 4 | 679,414.58 |
| 710110 | 384,558.41 |
| SALARY/REGULAR | 384,558.41 |
| 710120 | - |
| SALARY/OTHER | - |
| 710130 | 6,944.10 |
| SALARY/OVERTIME | 6,944.10 |
| 720100 | 29,362.95 |
| SOCIAL SECURITY | 29,362.95 |
| 720110 | 121,329.99 |
| EMPLOYEE INSURANCE | 121,329.99 |
| 720120 | 48,723.59 |
| RETIREMENT | 48,723.59 |
| 720140 | 758.85 |
| STATE UNEMPLOYMENT TAX | 758.85 |
| 730100 | 123.58 |
| OFFICE SUPPLIES | 123.58 |
| 730140 | 18,193.29 |
| JANITOR SUPPLIES | 18,193.29 |
| 730190 | 870.00 |
| ROAD MATERIALS | 870.00 |
| 730250 | 8,934.92 |
| SHOP SUPPLIES | 8,934.92 |
| 730260 | 5,961.26 |
| VEHICLE SUPPLIES | 5,961.26 |
| 730310 | 3,566.24 |
| UNIFORMS | 3,566.24 |
| 730350 | 2,904.90 |
| AGRICULTURE SUPPLIES | 2,904.90 |
| 740140 | 1,554.50 |
| VEHICLE MAINTENANCE - CONTROLLED | 1,554.50 |
| 740150 | 3,725.00 |
| LANDSCAPE MAINTENANCE | 3,725.00 |
| 740410 | 800.00 |
| TOLLS | 800.00 |
| 740510 | 80.00 |
| PROFESSIONAL DEVELOPMENT | 80.00 |

| | |
|---|------------|
| 740512 | 2,568.75 |
| PROFESSIONAL SERVICES | 2,568.75 |
| 740530 | 2,603.50 |
| MOBILE PHONE AND DATA | 2,603.50 |
| 740622 | 4,803.50 |
| GAS - CONTROLLED | 4,803.50 |
| 740640 | 17,375.37 |
| CONTRACT SERVICES | 17,375.37 |
| 740654 | 7,164.93 |
| COMMUNITY BUILDING/VOTING BOX | 7,164.93 |
| 750400 | 6,506.95 |
| CAPITAL OUTLAY-FURNITURE FIXTURES AND EQUIPMENT | 6,506.95 |
| 9309 | 639,594.28 |
| RECYCLE - PRECINCT 3 | 639,594.28 |
| 710110 | 275,098.67 |
| SALARY/REGULAR | 275,098.67 |
| 710130 | 11,755.97 |
| SALARY/OVERTIME | 11,755.97 |
| 710140 | 1,402.19 |
| SALARY/CELL PHONE ALLOWANCE | 1,402.19 |
| 720100 | 21,662.80 |
| SOCIAL SECURITY | 21,662.80 |
| 720110 | 72,274.13 |
| EMPLOYEE INSURANCE | 72,274.13 |
| 720120 | 35,846.16 |
| RETIREMENT | 35,846.16 |
| 720140 | 178.46 |
| STATE UNEMPLOYMENT TAX | 178.46 |
| 730100 | 125.54 |
| OFFICE SUPPLIES | 125.54 |
| 730250 | 932.01 |
| SHOP SUPPLIES | 932.01 |
| 730260 | 369.12 |
| VEHICLE SUPPLIES | 369.12 |
| 730310 | 2,214.52 |
| UNIFORMS | 2,214.52 |
| 730390 | 738.45 |
| MEDICAL SUPPLIES | 738.45 |
| 740140 | 529.70 |
| VEHICLE MAINTENANCE - CONTROLLED | 529.70 |
| 740420 | 2,337.92 |
| COURIER SERVICE | 2,337.92 |
| 740510 | - |
| PROFESSIONAL DEVELOPMENT | - |
| 740512 | 72,914.69 |
| PROFESSIONAL SERVICES | 72,914.69 |
| 740640 | 139,737.01 |
| CONTRACT SERVICES | 139,737.01 |
| 740660 | 1,400.00 |
| EQUIPMENT RENTAL | 1,400.00 |
| 740680 | 76.94 |
| MEMBERSHIP/ASSOCIATION DUES | 76.94 |
| 9307 | 279,413.46 |
| PARKS - PRECINCT 3 | 279,413.46 |

| | |
|--------------------------------|------------|
| 710110 | 150,034.19 |
| SALARY/REGULAR | 150,034.19 |
| 710130 | 1,296.50 |
| SALARY/OVERTIME | 1,296.50 |
| 720100 | 11,356.73 |
| SOCIAL SECURITY | 11,356.73 |
| 720110 | 41,629.04 |
| EMPLOYEE INSURANCE | 41,629.04 |
| 720120 | 18,799.88 |
| RETIREMENT | 18,799.88 |
| 720140 | 373.95 |
| STATE UNEMPLOYMENT TAX | 373.95 |
| 730100 | 6,065.15 |
| OFFICE SUPPLIES | 6,065.15 |
| 740512 | 44,872.83 |
| PROFESSIONAL SERVICES | 44,872.83 |
| 740624 | 748.00 |
| WATER AND SEWER - CONTROLLED | 748.00 |
| 740640 | 1,284.06 |
| CONTRACT SERVICES | 1,284.06 |
| 740660 | 2,847.23 |
| EQUIPMENT RENTAL | 2,847.23 |
| 740970 | 105.90 |
| FREIGHT AND HANDLING | 105.90 |
| 9408 | 226,870.87 |
| COMMUNITY CENTERS - PRECINCT 4 | 226,870.87 |
| 710110 | 134,997.94 |
| SALARY/REGULAR | 134,997.94 |
| 710130 | 364.66 |
| SALARY/OVERTIME | 364.66 |
| 720100 | 10,175.16 |
| SOCIAL SECURITY | 10,175.16 |
| 720110 | 34,262.18 |
| EMPLOYEE INSURANCE | 34,262.18 |
| 720120 | 16,827.27 |
| RETIREMENT | 16,827.27 |
| 720140 | 45.13 |
| STATE UNEMPLOYMENT TAX | 45.13 |
| 730100 | 176.34 |
| OFFICE SUPPLIES | 176.34 |
| 730300 | 4,014.00 |
| COMMUNITY AWARENESS SUPPLIES | 4,014.00 |
| 730330 | 8.75 |
| IT SOFTWARE | 8.75 |
| 740512 | 272.99 |
| PROFESSIONAL SERVICES | 272.99 |
| 740620 | 13,387.79 |
| ELECTRICITY - CONTROLLED | 13,387.79 |
| 740624 | 7,777.54 |
| WATER AND SEWER - CONTROLLED | 7,777.54 |
| 740640 | 3,676.94 |
| CONTRACT SERVICES | 3,676.94 |
| 740660 | 364.26 |
| EQUIPMENT RENTAL | 364.26 |

| | |
|--------------------------------|------------|
| 730101 | 519.92 |
| FOOD SUPPLIES | 519.92 |
| 9207 | 323,084.65 |
| PARKS - PRECINCT 2 | 323,084.65 |
| 710110 | 80,593.25 |
| SALARY/REGULAR | 80,593.25 |
| 720100 | 5,890.90 |
| SOCIAL SECURITY | 5,890.90 |
| 720110 | 28,153.15 |
| EMPLOYEE INSURANCE | 28,153.15 |
| 720120 | 10,006.63 |
| RETIREMENT | 10,006.63 |
| 720140 | 28.37 |
| STATE UNEMPLOYMENT TAX | 28.37 |
| 730220 | 10,132.01 |
| REPLACEMENTS | 10,132.01 |
| 740512 | 187,472.00 |
| PROFESSIONAL SERVICES | 187,472.00 |
| 740640 | 808.34 |
| CONTRACT SERVICES | 808.34 |
| 9308 | 100,429.48 |
| COMMUNITY CENTERS - PRECINCT 3 | 100,429.48 |
| 710110 | 66,219.30 |
| SALARY/REGULAR | 66,219.30 |
| 710140 | 278.75 |
| SALARY/CELL PHONE ALLOWANCE | 278.75 |
| 720100 | 4,958.46 |
| SOCIAL SECURITY | 4,958.46 |
| 720110 | 8,566.19 |
| EMPLOYEE INSURANCE | 8,566.19 |
| 720120 | 8,267.39 |
| RETIREMENT | 8,267.39 |
| 720140 | 239.33 |
| STATE UNEMPLOYMENT TAX | 239.33 |
| 730100 | 737.00 |
| OFFICE SUPPLIES | 737.00 |
| 730220 | 656.66 |
| REPLACEMENTS | 656.66 |
| 730390 | 146.00 |
| MEDICAL SUPPLIES | 146.00 |
| 740512 | 4,183.00 |
| PROFESSIONAL SERVICES | 4,183.00 |
| 740622 | 3,471.09 |
| GAS - CONTROLLED | 3,471.09 |
| 740640 | 1,001.00 |
| CONTRACT SERVICES | 1,001.00 |
| 740660 | 1,705.31 |
| EQUIPMENT RENTAL | 1,705.31 |
| 9208 | 135,141.43 |
| COMMUNITY CENTERS - PRECINCT 2 | 135,141.43 |
| 710110 | 69,062.96 |
| SALARY/REGULAR | 69,062.96 |
| 720100 | 4,855.99 |
| SOCIAL SECURITY | 4,855.99 |

| | |
|---|------------|
| 720110 | 22,554.27 |
| EMPLOYEE INSURANCE | 22,554.27 |
| 720120 | 8,596.07 |
| RETIREMENT | 8,596.07 |
| 720140 | 27.00 |
| STATE UNEMPLOYMENT TAX | 27.00 |
| 730100 | 404.00 |
| OFFICE SUPPLIES | 404.00 |
| 740620 | 20,776.14 |
| ELECTRICITY - CONTROLLED | 20,776.14 |
| 740624 | 7,695.00 |
| WATER AND SEWER - CONTROLLED | 7,695.00 |
| 740640 | 1,170.00 |
| CONTRACT SERVICES | 1,170.00 |
| 9108 | 150,309.06 |
| COMMUNITY CENTERS - PRECINCT 1 | 150,309.06 |
| 710110 | 67,164.77 |
| SALARY/REGULAR | 67,164.77 |
| 720100 | 5,112.26 |
| SOCIAL SECURITY | 5,112.26 |
| 720110 | 17,125.93 |
| EMPLOYEE INSURANCE | 17,125.93 |
| 720120 | 8,348.53 |
| RETIREMENT | 8,348.53 |
| 720140 | 67.99 |
| STATE UNEMPLOYMENT TAX | 67.99 |
| 730100 | 893.47 |
| OFFICE SUPPLIES | 893.47 |
| 730250 | 981.73 |
| SHOP SUPPLIES | 981.73 |
| 740150 | 9,920.00 |
| LANDSCAPE MAINTENANCE | 9,920.00 |
| 740512 | 95.00 |
| PROFESSIONAL SERVICES | 95.00 |
| 740620 | 21,338.31 |
| ELECTRICITY - CONTROLLED | 21,338.31 |
| 740624 | 3,510.10 |
| WATER AND SEWER - CONTROLLED | 3,510.10 |
| 740640 | 9,037.46 |
| CONTRACT SERVICES | 9,037.46 |
| 740654 | 563.03 |
| COMMUNITY BUILDING/VOTING BOX | 563.03 |
| 750400 | 6,150.48 |
| CAPITAL OUTLAY-FURNITURE FIXTURES AND EQUIPMENT | 6,150.48 |
| 740260 | - |
| INTEREST ON CREDIT CARDS | - |
| 9409 | 59,566.66 |
| RECYCLE - PRECINCT 4 | 59,566.66 |
| 740150 | 41,028.11 |
| LANDSCAPE MAINTENANCE | 41,028.11 |
| 740640 | 18,538.55 |
| CONTRACT SERVICES | 18,538.55 |
| 9600 | 793,931.94 |
| TRAFFIC OPERATIONS | 793,931.94 |

| | |
|---------------------------------|------------|
| 710100 | 79,513.56 |
| SALARY/OFFICIAL-DEPARTMENT HEAD | 79,513.56 |
| 710110 | 468,421.92 |
| SALARY/REGULAR | 468,421.92 |
| 710120 | - |
| SALARY/OTHER | - |
| 710130 | 3,709.12 |
| SALARY/OVERTIME | 3,709.12 |
| 710140 | 3,868.39 |
| SALARY/CELL PHONE ALLOWANCE | 3,868.39 |
| 720100 | 41,141.09 |
| SOCIAL SECURITY | 41,141.09 |
| 720110 | 127,720.98 |
| EMPLOYEE INSURANCE | 127,720.98 |
| 720120 | 69,295.76 |
| RETIREMENT | 69,295.76 |
| 720140 | 261.12 |
| STATE UNEMPLOYMENT TAX | 261.12 |
| 9209 | 10,552.04 |
| RECYCLE - PRECINCT 2 | 10,552.04 |
| 710110 | 7,824.79 |
| SALARY/REGULAR | 7,824.79 |
| 720100 | 589.18 |
| SOCIAL SECURITY | 589.18 |
| 720110 | 1,136.28 |
| EMPLOYEE INSURANCE | 1,136.28 |
| 720120 | 981.21 |
| RETIREMENT | 981.21 |
| 720140 | 20.58 |
| STATE UNEMPLOYMENT TAX | 20.58 |
| 201 | 326.79 |
| WORTHLESS CHECK | 326.79 |
| 2800 | 326.79 |
| COUNTY ATTORNEY | 326.79 |
| 710110 | 76.18 |
| SALARY/REGULAR | 76.18 |
| 720100 | 5.44 |
| SOCIAL SECURITY | 5.44 |
| 720110 | 235.82 |
| EMPLOYEE INSURANCE | 235.82 |
| 720120 | 9.35 |
| RETIREMENT | 9.35 |
| 202 | 352,176.13 |
| FORFEITURES | 352,176.13 |
| 5100 | 63,834.77 |
| DISTRICT ATTORNEY | 63,834.77 |
| 710150 | 908.24 |
| SALARY/SPECIAL PAY | 908.24 |
| 720100 | 68.06 |
| SOCIAL SECURITY | 68.06 |
| 720110 | 1,495.47 |
| EMPLOYEE INSURANCE | 1,495.47 |
| 720120 | 112.85 |
| RETIREMENT | 112.85 |

| | |
|-----------------------------------|------------|
| 720140 | 1.16 |
| STATE UNEMPLOYMENT TAX | 1.16 |
| 730100 | 5,517.63 |
| OFFICE SUPPLIES | 5,517.63 |
| 730270 | 21,199.50 |
| LAW ENFORCEMENT SPECIFIC SUPPLIES | 21,199.50 |
| 730280 | 4,133.33 |
| CANINE EXPENSES | 4,133.33 |
| 730300 | 5,000.00 |
| COMMUNITY AWARENESS SUPPLIES | 5,000.00 |
| 730330 | 1,250.00 |
| IT SOFTWARE | 1,250.00 |
| 740220 | 89.00 |
| LEGAL/LITIGATION COSTS | 89.00 |
| 740510 | 12,742.03 |
| PROFESSIONAL DEVELOPMENT | 12,742.03 |
| 740530 | 379.90 |
| MOBILE PHONE AND DATA | 379.90 |
| 740540 | 2,647.47 |
| TRAVEL EXPENSE | 2,647.47 |
| 740570 | 2,500.00 |
| ADVERTISING | 2,500.00 |
| 740680 | 3,850.00 |
| MEMBERSHIP/ASSOCIATION DUES | 3,850.00 |
| 730101 | 1,763.33 |
| FOOD SUPPLIES | 1,763.33 |
| 740450 | 176.80 |
| SERVICE/CITATIONS | 176.80 |
| 6000 | 112,614.10 |
| SHERIFF | 112,614.10 |
| 730100 | 5,564.69 |
| OFFICE SUPPLIES | 5,564.69 |
| 730220 | 676.80 |
| REPLACEMENTS | 676.80 |
| 730270 | 32,976.50 |
| LAW ENFORCEMENT SPECIFIC SUPPLIES | 32,976.50 |
| 730310 | 1,505.34 |
| UNIFORMS | 1,505.34 |
| 740140 | 7,884.00 |
| VEHICLE MAINTENANCE - CONTROLLED | 7,884.00 |
| 740510 | 3,261.96 |
| PROFESSIONAL DEVELOPMENT | 3,261.96 |
| 740512 | 23,475.00 |
| PROFESSIONAL SERVICES | 23,475.00 |
| 740540 | 10,599.46 |
| TRAVEL EXPENSE | 10,599.46 |
| 740640 | 5,686.00 |
| CONTRACT SERVICES | 5,686.00 |
| 740680 | 5,000.00 |
| MEMBERSHIP/ASSOCIATION DUES | 5,000.00 |
| 740750 | 15,071.85 |
| REMODEL | 15,071.85 |
| 730101 | 912.50 |
| FOOD SUPPLIES | 912.50 |

| | |
|-----------------------------------|-----------|
| 6200 | 67,270.13 |
| SHERIFF CID | 67,270.13 |
| 730270 | 63,270.13 |
| LAW ENFORCEMENT SPECIFIC SUPPLIES | 63,270.13 |
| 730340 | 4,000.00 |
| BUY MONEY SUPPLY | 4,000.00 |
| 7100 | 4,733.00 |
| CONSTABLE PRECINCT 1 | 4,733.00 |
| 730280 | 4,133.00 |
| CANINE EXPENSES | 4,133.00 |
| 740680 | 600.00 |
| MEMBERSHIP/ASSOCIATION DUES | 600.00 |
| 7200 | 13,945.75 |
| CONSTABLE PRECINCT 2 | 13,945.75 |
| 730100 | (851.85) |
| OFFICE SUPPLIES | (851.85) |
| 730260 | 2,982.35 |
| VEHICLE SUPPLIES | 2,982.35 |
| 730270 | 10,527.00 |
| LAW ENFORCEMENT SPECIFIC SUPPLIES | 10,527.00 |
| 730360 | 1,288.25 |
| ARMORY EXPENSE | 1,288.25 |
| 7300 | 2,795.11 |
| CONSTABLE PRECINCT 3 | 2,795.11 |
| 730260 | 1,860.63 |
| VEHICLE SUPPLIES | 1,860.63 |
| 740640 | 934.48 |
| CONTRACT SERVICES | 934.48 |
| 7400 | 53,301.73 |
| CONSTABLE PRECINCT 4 | 53,301.73 |
| 730260 | 18,500.00 |
| VEHICLE SUPPLIES | 18,500.00 |
| 730270 | 13,055.31 |
| LAW ENFORCEMENT SPECIFIC SUPPLIES | 13,055.31 |
| 730280 | 12,899.92 |
| CANINE EXPENSES | 12,899.92 |
| 730310 | 828.00 |
| UNIFORMS | 828.00 |
| 740140 | 4,948.50 |
| VEHICLE MAINTENANCE - CONTROLLED | 4,948.50 |
| 740510 | 70.00 |
| PROFESSIONAL DEVELOPMENT | 70.00 |
| 730360 | 3,000.00 |
| ARMORY EXPENSE | 3,000.00 |
| 7500 | 33,681.54 |
| CONSTABLE PRECINCT 5 | 33,681.54 |
| 730260 | 27,152.54 |
| VEHICLE SUPPLIES | 27,152.54 |
| 730270 | 3,479.00 |
| LAW ENFORCEMENT SPECIFIC SUPPLIES | 3,479.00 |
| 730280 | 1,500.00 |
| CANINE EXPENSES | 1,500.00 |
| 730300 | 1,000.00 |
| COMMUNITY AWARENESS SUPPLIES | 1,000.00 |

| | |
|-------------------------|--------------|
| 740660 | 550.00 |
| EQUIPMENT RENTAL | 550.00 |
| 203 | 1,351,824.02 |
| JAIL COMMISSARY | 1,351,824.02 |
| 6602 | 1,351,824.02 |
| SHERIFF COMMISSARY | 1,351,824.02 |
| 710110 | 109,185.49 |
| SALARY/REGULAR | 109,185.49 |
| 710150 | 183.00 |
| SALARY/SPECIAL PAY | 183.00 |
| 720100 | 8,196.42 |
| SOCIAL SECURITY | 8,196.42 |
| 720110 | 32,162.11 |
| EMPLOYEE INSURANCE | 32,162.11 |
| 720120 | 13,607.60 |
| RETIREMENT | 13,607.60 |
| 720140 | 36.00 |
| STATE UNEMPLOYMENT TAX | 36.00 |
| 730120 | 2,036.87 |
| BOOK SUPPLEMENTS | 2,036.87 |
| 730140 | 42,749.91 |
| JANITOR SUPPLIES | 42,749.91 |
| 730150 | 174,592.60 |
| INMATE SUPPLIES | 174,592.60 |
| 730220 | 95,955.58 |
| REPLACEMENTS | 95,955.58 |
| 730330 | 61,350.00 |
| IT SOFTWARE | 61,350.00 |
| 730370 | 20,890.10 |
| PERIODICALS | 20,890.10 |
| 730380 | 7,740.00 |
| AUDIO/VISUAL SUPPLIES | 7,740.00 |
| 740110 | 1,620.00 |
| IT SOFTWARE MAINTENANCE | 1,620.00 |
| 740504 | 12,986.88 |
| ONLINE SERVICES | 12,986.88 |
| 740512 | 754,793.92 |
| PROFESSIONAL SERVICES | 754,793.92 |
| 740640 | 13,737.54 |
| CONTRACT SERVICES | 13,737.54 |
| 204 | 200,675.53 |
| LAW LIBRARY | 200,675.53 |
| 3260 | 183,041.39 |
| LAW LIBRARY | 183,041.39 |
| 710110 | 84,363.88 |
| SALARY/REGULAR | 84,363.88 |
| 720100 | 6,234.31 |
| SOCIAL SECURITY | 6,234.31 |
| 720110 | 17,132.38 |
| EMPLOYEE INSURANCE | 17,132.38 |
| 720120 | 10,487.21 |
| RETIREMENT | 10,487.21 |
| 720140 | 25.18 |
| STATE UNEMPLOYMENT TAX | 25.18 |

| | |
|--|------------|
| 730100 | 534.03 |
| OFFICE SUPPLIES | 534.03 |
| 740504 | 7,636.16 |
| ONLINE SERVICES | 7,636.16 |
| 740580 | 227.45 |
| PRINTING | 227.45 |
| 740660 | 4,776.96 |
| EQUIPMENT RENTAL | 4,776.96 |
| 750700 | 51,623.83 |
| CAPITAL OUTLAY-BOOKS | 51,623.83 |
| 8100 | 17,634.14 |
| COURT OPERATIONS | 17,634.14 |
| 730120 | 7,691.14 |
| BOOK SUPPLEMENTS | 7,691.14 |
| 740504 | 9,943.00 |
| ONLINE SERVICES | 9,943.00 |
| 205 | 12,182.15 |
| PRE-TRIAL DIVERSION | 12,182.15 |
| 5100 | 2,224.68 |
| DISTRICT ATTORNEY | 2,224.68 |
| 710110 | - |
| SALARY/REGULAR | - |
| 720100 | - |
| SOCIAL SECURITY | - |
| 720110 | - |
| EMPLOYEE INSURANCE | - |
| 720120 | - |
| RETIREMENT | - |
| 720140 | - |
| STATE UNEMPLOYMENT TAX | - |
| 740660 | 2,224.68 |
| EQUIPMENT RENTAL | 2,224.68 |
| 5103 | 9,957.47 |
| PRE-TRIAL DIVERSION | 9,957.47 |
| 710110 | 8,275.34 |
| SALARY/REGULAR | 8,275.34 |
| 720100 | 633.07 |
| SOCIAL SECURITY | 633.07 |
| 720120 | 1,019.46 |
| RETIREMENT | 1,019.46 |
| 720140 | 29.60 |
| STATE UNEMPLOYMENT TAX | 29.60 |
| 206 | 624,461.01 |
| COUNTY CLERK RECORDS MGMT & PRESERVATION | 624,461.01 |
| 1206 | - |
| COUNTY CLERK RECORDS MANAGEMENT/PRESERVATION | - |
| 730100 | - |
| OFFICE SUPPLIES | - |
| 2300 | 433,169.30 |
| COUNTY CLERK | 433,169.30 |
| 720100 | 64.36 |
| SOCIAL SECURITY | 64.36 |
| 720110 | 2,096.20 |
| EMPLOYEE INSURANCE | 2,096.20 |

| | |
|--|------------|
| 720120 | 106.51 |
| RETIREMENT | 106.51 |
| 720140 | 1.19 |
| STATE UNEMPLOYMENT TAX | 1.19 |
| 730100 | 4,118.48 |
| OFFICE SUPPLIES | 4,118.48 |
| 740110 | 100,005.50 |
| IT SOFTWARE MAINTENANCE | 100,005.50 |
| 740504 | 342.00 |
| ONLINE SERVICES | 342.00 |
| 740510 | 575.00 |
| PROFESSIONAL DEVELOPMENT | 575.00 |
| 740512 | 27,895.42 |
| PROFESSIONAL SERVICES | 27,895.42 |
| 740530 | 607.84 |
| MOBILE PHONE AND DATA | 607.84 |
| 740540 | 1,088.58 |
| TRAVEL EXPENSE | 1,088.58 |
| 740656 | 7,739.07 |
| RENT AND LEASES | 7,739.07 |
| 740680 | 50.00 |
| MEMBERSHIP/ASSOCIATION DUES | 50.00 |
| 750300 | 288,479.15 |
| CAPITAL OUTLAY-BUILDING | 288,479.15 |
| 2303 | 191,291.71 |
| COUNTY CLERK-RECORDS MANAGEMENT/PRESERVATION | 191,291.71 |
| 710110 | 132,598.33 |
| SALARY/REGULAR | 132,598.33 |
| 720100 | 9,926.50 |
| SOCIAL SECURITY | 9,926.50 |
| 720110 | 32,168.56 |
| EMPLOYEE INSURANCE | 32,168.56 |
| 720120 | 16,482.09 |
| RETIREMENT | 16,482.09 |
| 720140 | 116.23 |
| STATE UNEMPLOYMENT TAX | 116.23 |
| 207 | - |
| COUNTY RECORDS MANAGEMENT | - |
| 6404 | - |
| WARRANTS | - |
| 710110 | - |
| SALARY/REGULAR | - |
| 710130 | - |
| SALARY/OVERTIME | - |
| 710150 | - |
| SALARY/SPECIAL PAY | - |
| 720100 | - |
| SOCIAL SECURITY | - |
| 720110 | - |
| EMPLOYEE INSURANCE | - |
| 720120 | - |
| RETIREMENT | - |
| 720140 | - |
| STATE UNEMPLOYMENT TAX | - |

| | |
|---|------------|
| 208 | 1,337.96 |
| DISTRICT CLERK RECORDS MGMT & PRESERVATION | 1,337.96 |
| 2700 | 1,337.96 |
| DISTRICT CLERK | 1,337.96 |
| 730100 | 69.96 |
| OFFICE SUPPLIES | 69.96 |
| 740640 | 1,268.00 |
| CONTRACT SERVICES | 1,268.00 |
| 211 | 15,651.48 |
| COUNTY AND DISTRICT COURT TECHNOLOGY | 15,651.48 |
| 8107 | 15,651.48 |
| COURT TECHNOLOGY COUNTY/DISTRICT | 15,651.48 |
| 730100 | 10,372.07 |
| OFFICE SUPPLIES | 10,372.07 |
| 730380 | 3,673.92 |
| AUDIO/VISUAL SUPPLIES | 3,673.92 |
| 740530 | 1,590.29 |
| MOBILE PHONE AND DATA | 1,590.29 |
| 740640 | 15.20 |
| CONTRACT SERVICES | 15.20 |
| 212 | 91,808.23 |
| COURT GUARDIANSHIP | 91,808.23 |
| 8105 | 91,808.23 |
| COURT GUARDIANSHIP | 91,808.23 |
| 740290 | 4,646.88 |
| OTHER LITIGATION-APPOINTED ATTORNEY | 4,646.88 |
| 740310 | 86,924.05 |
| APPOINTED ATTORNEY-CIVIL | 86,924.05 |
| 740540 | 237.30 |
| TRAVEL EXPENSE | 237.30 |
| 213 | 29,398.02 |
| COURT REPORTER SERVICE | 29,398.02 |
| 8106 | 29,398.02 |
| COURT REPORTER | 29,398.02 |
| 730100 | 1,831.19 |
| OFFICE SUPPLIES | 1,831.19 |
| 740484 | 473.33 |
| COURT REPORTER TRANSCRIPT | 473.33 |
| 740510 | 1,094.00 |
| PROFESSIONAL DEVELOPMENT | 1,094.00 |
| 740512 | 24,348.30 |
| PROFESSIONAL SERVICES | 24,348.30 |
| 740540 | 601.48 |
| TRAVEL EXPENSE | 601.48 |
| 740640 | 1,049.72 |
| CONTRACT SERVICES | 1,049.72 |
| 214 | 183,069.33 |
| COURTHOUSE SECURITY - COUNTY/DISTRICT COURT | 183,069.33 |
| 6101 | 183,069.33 |
| SHERIFF COURTHOUSE SECURITY | 183,069.33 |
| 710110 | - |
| SALARY/REGULAR | - |
| 710130 | - |
| SALARY/OVERTIME | - |

| | |
|-----------------------------|-------------------|
| 720100 | - |
| SOCIAL SECURITY | - |
| 720110 | - |
| EMPLOYEE INSURANCE | - |
| 720120 | - |
| RETIREMENT | - |
| 740512 | 175,090.17 |
| PROFESSIONAL SERVICES | 175,090.17 |
| 740530 | 7,979.16 |
| MOBILE PHONE AND DATA | 7,979.16 |
| 215 | 52,212.61 |
| COURTHOUSE SECURITY - JP | 52,212.61 |
| 8590 | 52,212.61 |
| JP JUSTICE COURT SECURITY | 52,212.61 |
| 710110 | 38,073.84 |
| SALARY/REGULAR | 38,073.84 |
| 720100 | 2,911.62 |
| SOCIAL SECURITY | 2,911.62 |
| 720110 | 6,475.59 |
| EMPLOYEE INSURANCE | 6,475.59 |
| 720120 | 4,740.66 |
| RETIREMENT | 4,740.66 |
| 720140 | 10.90 |
| STATE UNEMPLOYMENT TAX | 10.90 |
| 216 | 127,830.91 |
| JUSTICE COURT TECHNOLOGY | 127,830.91 |
| 8591 | 127,830.91 |
| JP JUSTICE COURT TECHNOLOGY | 127,830.91 |
| 730100 | 39,386.10 |
| OFFICE SUPPLIES | 39,386.10 |
| 730320 | 6,294.03 |
| IT HARDWARE | 6,294.03 |
| 730380 | 68,919.54 |
| AUDIO/VISUAL SUPPLIES | 68,919.54 |
| 740510 | 6,725.00 |
| PROFESSIONAL DEVELOPMENT | 6,725.00 |
| 740512 | 573.33 |
| PROFESSIONAL SERVICES | 573.33 |
| 740530 | 1,817.00 |
| MOBILE PHONE AND DATA | 1,817.00 |
| 740540 | 2,378.50 |
| TRAVEL EXPENSE | 2,378.50 |
| 740640 | 1,737.41 |
| CONTRACT SERVICES | 1,737.41 |
| 217 | 192,375.60 |
| JUVENILE CASE MANAGER | 192,375.60 |
| 8592 | 192,375.60 |
| JP JUVENILE CASE MANAGER | 192,375.60 |
| 710110 | 124,657.72 |
| SALARY/REGULAR | 124,657.72 |
| 710130 | 79.35 |
| SALARY/OVERTIME | 79.35 |
| 720100 | 9,260.88 |
| SOCIAL SECURITY | 9,260.88 |

| | |
|--------------------------------|------------|
| 720110 | 42,821.92 |
| EMPLOYEE INSURANCE | 42,821.92 |
| 720120 | 15,508.22 |
| RETIREMENT | 15,508.22 |
| 720140 | 47.51 |
| STATE UNEMPLOYMENT TAX | 47.51 |
| 218 | 2,399.80 |
| CC VITAL RECORDS PRESERVATION | 2,399.80 |
| 2300 | 2,399.80 |
| COUNTY CLERK | 2,399.80 |
| 730100 | 2,360.75 |
| OFFICE SUPPLIES | 2,360.75 |
| 740512 | 39.05 |
| PROFESSIONAL SERVICES | 39.05 |
| 219 | 587,566.84 |
| CONTRACT ELECTION SERVICE | 587,566.84 |
| 2502 | 161,378.70 |
| CONTRACT ELECTION DIRECT PAID | 161,378.70 |
| 710120 | 145,818.15 |
| SALARY/OTHER | 145,818.15 |
| 730100 | 333.29 |
| OFFICE SUPPLIES | 333.29 |
| 730140 | 115.38 |
| JANITOR SUPPLIES | 115.38 |
| 740440 | 1,675.00 |
| CONCRETE/CURB REPAIR | 1,675.00 |
| 740680 | 200.00 |
| MEMBERSHIP/ASSOCIATION DUES | 200.00 |
| 730101 | 13,236.88 |
| FOOD SUPPLIES | 13,236.88 |
| 2503 | 426,188.14 |
| CONTRACT ELECTION MOCO PAYABLE | 426,188.14 |
| 710110 | 175,491.10 |
| SALARY/REGULAR | 175,491.10 |
| 710130 | 18,469.99 |
| SALARY/OVERTIME | 18,469.99 |
| 720100 | 14,443.66 |
| SOCIAL SECURITY | 14,443.66 |
| 720110 | 63,362.84 |
| EMPLOYEE INSURANCE | 63,362.84 |
| 720120 | 23,800.49 |
| RETIREMENT | 23,800.49 |
| 720140 | (299.32) |
| STATE UNEMPLOYMENT TAX | (299.32) |
| 730100 | 12,897.47 |
| OFFICE SUPPLIES | 12,897.47 |
| 730110 | 36.40 |
| POSTAGE | 36.40 |
| 730210 | 254.45 |
| DATA PROCESSING SUPPLIES | 254.45 |
| 740512 | 112,115.00 |
| PROFESSIONAL SERVICES | 112,115.00 |
| 740530 | 2,154.06 |
| MOBILE PHONE AND DATA | 2,154.06 |

| | |
|------------------------------------|---------------|
| 740540 | 1,845.50 |
| TRAVEL EXPENSE | 1,845.50 |
| 740570 | 151.50 |
| ADVERTISING | 151.50 |
| 740654 | 1,000.00 |
| COMMUNITY BUILDING/VOTING BOX | 1,000.00 |
| 740660 | 420.00 |
| EQUIPMENT RENTAL | 420.00 |
| 740680 | 45.00 |
| MEMBERSHIP/ASSOCIATION DUES | 45.00 |
| 220 | 31,371,121.95 |
| GRANTS | 31,371,121.95 |
| 2600 | 284,510.00 |
| INFORMATION TECHNOLOGY | 284,510.00 |
| 730320 | 29,480.00 |
| IT HARDWARE | 29,480.00 |
| 740628 | 255,030.00 |
| TELEPHONE-FIBER OPTIC - CONTROLLED | 255,030.00 |
| 2800 | 9,194,313.58 |
| COUNTY ATTORNEY | 9,194,313.58 |
| 740512 | 9,106,102.09 |
| PROFESSIONAL SERVICES | 9,106,102.09 |
| 740530 | 4,842.88 |
| MOBILE PHONE AND DATA | 4,842.88 |
| 750300 | 84,118.61 |
| CAPITAL OUTLAY-BUILDING | 84,118.61 |
| 790100 | (750.00) |
| REIMBURSEMENTS CLEARING | (750.00) |
| 3200 | 802,629.39 |
| OTHER | 802,629.39 |
| 740640 | 802,629.39 |
| CONTRACT SERVICES | 802,629.39 |
| 3210 | 111,048.36 |
| NON-DEPARTMENTAL | 111,048.36 |
| 740220 | 111,048.36 |
| LEGAL/LITIGATION COSTS | 111,048.36 |
| 4100 | 78,091.52 |
| ANIMAL SERVICES | 78,091.52 |
| 730100 | 11,153.62 |
| OFFICE SUPPLIES | 11,153.62 |
| 730390 | 51,302.90 |
| MEDICAL SUPPLIES | 51,302.90 |
| 750600 | 15,635.00 |
| CAPITAL OUTLAY-VEHICLES | 15,635.00 |
| 4300 | 2,935,536.74 |
| MCCD-COUNTY APPROPRIATIONS (CDBG) | 2,935,536.74 |
| 710100 | - |
| SALARY/OFFICIAL-DEPARTMENT HEAD | - |
| 710110 | 234,081.33 |
| SALARY/REGULAR | 234,081.33 |
| 710130 | - |
| SALARY/OVERTIME | - |
| 720100 | 17,577.13 |
| SOCIAL SECURITY | 17,577.13 |

| | |
|--------------------------|--------------|
| 720110 | 44,846.75 |
| EMPLOYEE INSURANCE | 44,846.75 |
| 720120 | 29,075.12 |
| RETIREMENT | 29,075.12 |
| 720140 | 632.76 |
| STATE UNEMPLOYMENT TAX | 632.76 |
| 730100 | 3,138.25 |
| OFFICE SUPPLIES | 3,138.25 |
| 730110 | 97.10 |
| POSTAGE | 97.10 |
| 730310 | 221.94 |
| UNIFORMS | 221.94 |
| 730320 | 411.00 |
| IT HARDWARE | 411.00 |
| 740510 | 100.00 |
| PROFESSIONAL DEVELOPMENT | 100.00 |
| 740512 | 483,238.54 |
| PROFESSIONAL SERVICES | 483,238.54 |
| 740530 | 1,811.40 |
| MOBILE PHONE AND DATA | 1,811.40 |
| 740540 | 4,970.54 |
| TRAVEL EXPENSE | 4,970.54 |
| 740570 | 4,568.60 |
| ADVERTISING | 4,568.60 |
| 740640 | 2,086,401.65 |
| CONTRACT SERVICES | 2,086,401.65 |
| 740656 | 3,824.16 |
| RENT AND LEASES | 3,824.16 |
| 740660 | 652.93 |
| EQUIPMENT RENTAL | 652.93 |
| 740750 | 17,574.00 |
| REMODEL | 17,574.00 |
| 740820 | 198.00 |
| DEMOLITION | 198.00 |
| 740940 | 1,915.54 |
| INSURANCE PREMIUMS | 1,915.54 |
| 750800 | 200.00 |
| MAJOR PROJECTS | 200.00 |
| 5000 | 45,017.61 |
| AIRPORT | 45,017.61 |
| 750800 | 45,017.61 |
| MAJOR PROJECTS | 45,017.61 |
| 5100 | 250,408.25 |
| DISTRICT ATTORNEY | 250,408.25 |
| 710110 | 106,387.60 |
| SALARY/REGULAR | 106,387.60 |
| 710130 | 47,588.25 |
| SALARY/OVERTIME | 47,588.25 |
| 710150 | 21,162.65 |
| SALARY/SPECIAL PAY | 21,162.65 |
| 720100 | 13,131.15 |
| SOCIAL SECURITY | 13,131.15 |
| 720110 | 18,327.54 |
| EMPLOYEE INSURANCE | 18,327.54 |

| | |
|--|---------------|
| 720120 | 21,817.88 |
| RETIREMENT | 21,817.88 |
| 720130 | 1,346.51 |
| WORKERS COMPENSATION | 1,346.51 |
| 720140 | 179.47 |
| STATE UNEMPLOYMENT TAX | 179.47 |
| 730100 | 1,434.70 |
| OFFICE SUPPLIES | 1,434.70 |
| 740540 | 50.00 |
| TRAVEL EXPENSE | 50.00 |
| 740640 | 18,982.50 |
| CONTRACT SERVICES | 18,982.50 |
| 5200 | 13,277,015.29 |
| OFFICE OF HOMELAND SECURITY & EMERGENCY MANAGEMENT | 13,277,015.29 |
| 710110 | 81,192.08 |
| SALARY/REGULAR | 81,192.08 |
| 710130 | 25,013.48 |
| SALARY/OVERTIME | 25,013.48 |
| 720100 | 7,732.29 |
| SOCIAL SECURITY | 7,732.29 |
| 720110 | 21,452.54 |
| EMPLOYEE INSURANCE | 21,452.54 |
| 720120 | 13,210.45 |
| RETIREMENT | 13,210.45 |
| 720130 | 376.53 |
| WORKERS COMPENSATION | 376.53 |
| 720140 | (68.91) |
| STATE UNEMPLOYMENT TAX | (68.91) |
| 730100 | 21,471.90 |
| OFFICE SUPPLIES | 21,471.90 |
| 730250 | 158.40 |
| SHOP SUPPLIES | 158.40 |
| 730270 | 307,950.15 |
| LAW ENFORCEMENT SPECIFIC SUPPLIES | 307,950.15 |
| 730300 | 1,405.20 |
| COMMUNITY AWARENESS SUPPLIES | 1,405.20 |
| 730330 | 57,264.00 |
| IT SOFTWARE | 57,264.00 |
| 730390 | 134,035.26 |
| MEDICAL SUPPLIES | 134,035.26 |
| 740512 | 793,781.31 |
| PROFESSIONAL SERVICES | 793,781.31 |
| 740530 | 7,955.60 |
| MOBILE PHONE AND DATA | 7,955.60 |
| 740540 | 302.59 |
| TRAVEL EXPENSE | 302.59 |
| 740640 | 3,433,567.78 |
| CONTRACT SERVICES | 3,433,567.78 |
| 740656 | 101,506.36 |
| RENT AND LEASES | 101,506.36 |
| 740660 | 16,476.20 |
| EQUIPMENT RENTAL | 16,476.20 |
| 740710 | 36,008.25 |
| ADMINISTRATIVE CHARGES | 36,008.25 |

| | |
|---|--------------|
| 740820 | 419,959.21 |
| DEMOLITION | 419,959.21 |
| 740970 | 775.51 |
| FREIGHT AND HANDLING | 775.51 |
| 750300 | 7,248,084.31 |
| CAPITAL OUTLAY-BUILDING | 7,248,084.31 |
| 750400 | 467,364.80 |
| CAPITAL OUTLAY-FURNITURE FIXTURES AND EQUIPMENT | 467,364.80 |
| 750600 | 79,940.00 |
| CAPITAL OUTLAY-VEHICLES | 79,940.00 |
| 790900 | 100.00 |
| CARRYOVER FROM PREVIOUS YEAR | 100.00 |
| 5400 | 1,076,930.46 |
| JUVENILE PROBATION-ADMINISTRATIVE | 1,076,930.46 |
| 710100 | 6,276.23 |
| SALARY/OFFICIAL-DEPARTMENT HEAD | 6,276.23 |
| 710110 | 501,585.91 |
| SALARY/REGULAR | 501,585.91 |
| 710130 | 10,786.00 |
| SALARY/OVERTIME | 10,786.00 |
| 710140 | 36.92 |
| SALARY/CELL PHONE ALLOWANCE | 36.92 |
| 720100 | 38,447.16 |
| SOCIAL SECURITY | 38,447.16 |
| 720110 | 147,759.82 |
| EMPLOYEE INSURANCE | 147,759.82 |
| 720120 | 64,491.52 |
| RETIREMENT | 64,491.52 |
| 720140 | 25.81 |
| STATE UNEMPLOYMENT TAX | 25.81 |
| 730100 | 12,463.89 |
| OFFICE SUPPLIES | 12,463.89 |
| 730240 | 2,599.30 |
| FUEL - CONTROLLED | 2,599.30 |
| 730260 | 51.85 |
| VEHICLE SUPPLIES | 51.85 |
| 730390 | 5,579.51 |
| MEDICAL SUPPLIES | 5,579.51 |
| 740510 | 4,498.30 |
| PROFESSIONAL DEVELOPMENT | 4,498.30 |
| 740512 | 25,560.00 |
| PROFESSIONAL SERVICES | 25,560.00 |
| 740516 | 17,404.50 |
| PROFESSIONAL SERVICES-URINALYSIS | 17,404.50 |
| 740518 | 6,500.00 |
| PROFESSIONAL SERVICES-POLYGRAPH | 6,500.00 |
| 740530 | 3,825.09 |
| MOBILE PHONE AND DATA | 3,825.09 |
| 740540 | 7,661.95 |
| TRAVEL EXPENSE | 7,661.95 |
| 740790 | 12,493.78 |
| ELECTRONIC MONITORING | 12,493.78 |
| 740800 | 50,225.86 |
| PURCHASED RESIDENTIAL SERVICE-INTERNAL CONT | 50,225.86 |

| | |
|---|------------|
| 740810 | 158,997.06 |
| PURCHASED RESIDENTIAL SERVICE-EXTERNAL CONT | 158,997.06 |
| 790100 | (340.00) |
| REIMBURSEMENTS CLEARING | (340.00) |
| 5401 | 216,058.95 |
| JUVENILE PROBATION-DETENTION | 216,058.95 |
| 730100 | 1,120.62 |
| OFFICE SUPPLIES | 1,120.62 |
| 730310 | 2,100.20 |
| UNIFORMS | 2,100.20 |
| 740210 | 4,200.00 |
| PSYCHOLOGICAL/PSYCHIATRIC SERVICE | 4,200.00 |
| 740512 | 128,612.81 |
| PROFESSIONAL SERVICES | 128,612.81 |
| 740694 | 35,635.32 |
| FOOD SERVICE | 35,635.32 |
| 790900 | 44,390.00 |
| CARRYOVER FROM PREVIOUS YEAR | 44,390.00 |
| 6000 | 25,499.07 |
| SHERIFF | 25,499.07 |
| 710110 | - |
| SALARY/REGULAR | - |
| 710130 | 18,722.48 |
| SALARY/OVERTIME | 18,722.48 |
| 720100 | 1,408.24 |
| SOCIAL SECURITY | 1,408.24 |
| 720120 | 2,347.71 |
| RETIREMENT | 2,347.71 |
| 720140 | - |
| STATE UNEMPLOYMENT TAX | - |
| 730140 | 1,537.29 |
| JANITOR SUPPLIES | 1,537.29 |
| 730390 | 1,483.35 |
| MEDICAL SUPPLIES | 1,483.35 |
| 6200 | 45,909.70 |
| SHERIFF CID | 45,909.70 |
| 710110 | 29,310.33 |
| SALARY/REGULAR | 29,310.33 |
| 710130 | 153.06 |
| SALARY/OVERTIME | 153.06 |
| 720100 | 2,185.37 |
| SOCIAL SECURITY | 2,185.37 |
| 720110 | 7,856.70 |
| EMPLOYEE INSURANCE | 7,856.70 |
| 720120 | 3,658.82 |
| RETIREMENT | 3,658.82 |
| 720130 | 57.83 |
| WORKERS COMPENSATION | 57.83 |
| 720140 | 9.87 |
| STATE UNEMPLOYMENT TAX | 9.87 |
| 730100 | 2,677.72 |
| OFFICE SUPPLIES | 2,677.72 |
| 6202 | 69,876.84 |
| SHERIFF ORGANIZED CRIME | 69,876.84 |

| | |
|-----------------------------------|------------|
| 710110 | 266.19 |
| SALARY/REGULAR | 266.19 |
| 710130 | 42,802.92 |
| SALARY/OVERTIME | 42,802.92 |
| 720100 | 3,108.01 |
| SOCIAL SECURITY | 3,108.01 |
| 720110 | (139.25) |
| EMPLOYEE INSURANCE | (139.25) |
| 720120 | 5,368.91 |
| RETIREMENT | 5,368.91 |
| 730100 | 1,050.48 |
| OFFICE SUPPLIES | 1,050.48 |
| 730270 | 1,191.84 |
| LAW ENFORCEMENT SPECIFIC SUPPLIES | 1,191.84 |
| 740530 | - |
| MOBILE PHONE AND DATA | - |
| 740540 | 1,060.74 |
| TRAVEL EXPENSE | 1,060.74 |
| 740656 | 3,030.00 |
| RENT AND LEASES | 3,030.00 |
| 740660 | 12,137.00 |
| EQUIPMENT RENTAL | 12,137.00 |
| 6300 | 58,539.59 |
| SHERIFF PATROL | 58,539.59 |
| 710110 | 191.22 |
| SALARY/REGULAR | 191.22 |
| 710130 | 43,855.29 |
| SALARY/OVERTIME | 43,855.29 |
| 720100 | 3,324.13 |
| SOCIAL SECURITY | 3,324.13 |
| 720120 | 5,487.80 |
| RETIREMENT | 5,487.80 |
| 720130 | 843.77 |
| WORKERS COMPENSATION | 843.77 |
| 720140 | - |
| STATE UNEMPLOYMENT TAX | - |
| 730100 | 502.20 |
| OFFICE SUPPLIES | 502.20 |
| 730380 | 1,535.18 |
| AUDIO/VISUAL SUPPLIES | 1,535.18 |
| 740510 | 2,800.00 |
| PROFESSIONAL DEVELOPMENT | 2,800.00 |
| 6302 | 377,954.11 |
| SHERIFF PATROL WEST | 377,954.11 |
| 710110 | 168,218.34 |
| SALARY/REGULAR | 168,218.34 |
| 720100 | 12,614.61 |
| SOCIAL SECURITY | 12,614.61 |
| 720110 | 27,988.95 |
| EMPLOYEE INSURANCE | 27,988.95 |
| 720120 | 21,050.81 |
| RETIREMENT | 21,050.81 |
| 720130 | 2,183.79 |
| WORKERS COMPENSATION | 2,183.79 |

| | |
|-----------------------------------|--------------|
| 720140 | 265.15 |
| STATE UNEMPLOYMENT TAX | 265.15 |
| 730100 | 1,401.74 |
| OFFICE SUPPLIES | 1,401.74 |
| 730270 | 3,612.00 |
| LAW ENFORCEMENT SPECIFIC SUPPLIES | 3,612.00 |
| 740140 | 20,318.92 |
| VEHICLE MAINTENANCE - CONTROLLED | 20,318.92 |
| 740530 | 2,929.07 |
| MOBILE PHONE AND DATA | 2,929.07 |
| 740540 | 2,674.04 |
| TRAVEL EXPENSE | 2,674.04 |
| 740620 | 3,375.14 |
| ELECTRICITY - CONTROLLED | 3,375.14 |
| 740624 | 285.00 |
| WATER AND SEWER - CONTROLLED | 285.00 |
| 740640 | 108,966.55 |
| CONTRACT SERVICES | 108,966.55 |
| 740660 | 2,070.00 |
| EQUIPMENT RENTAL | 2,070.00 |
| 6401 | 33,217.00 |
| SHERIFF DISPATCH | 33,217.00 |
| 730380 | 33,217.00 |
| AUDIO/VISUAL SUPPLIES | 33,217.00 |
| 6500 | 54,484.02 |
| SHERIFF ADMINISTRATIVE | 54,484.02 |
| 710110 | 37,339.52 |
| SALARY/REGULAR | 37,339.52 |
| 710130 | 464.35 |
| SALARY/OVERTIME | 464.35 |
| 720100 | 2,869.32 |
| SOCIAL SECURITY | 2,869.32 |
| 720110 | 7,951.38 |
| EMPLOYEE INSURANCE | 7,951.38 |
| 720120 | 4,699.87 |
| RETIREMENT | 4,699.87 |
| 720130 | 0.58 |
| WORKERS COMPENSATION | 0.58 |
| 720140 | 9.00 |
| STATE UNEMPLOYMENT TAX | 9.00 |
| 740512 | 1,150.00 |
| PROFESSIONAL SERVICES | 1,150.00 |
| 6601 | 243,842.65 |
| SHERIFF JAIL | 243,842.65 |
| 740750 | 243,842.65 |
| REMODEL | 243,842.65 |
| 7100 | 1,057,591.71 |
| CONSTABLE PRECINCT 1 | 1,057,591.71 |
| 710110 | 334,022.67 |
| SALARY/REGULAR | 334,022.67 |
| 710130 | 25,315.52 |
| SALARY/OVERTIME | 25,315.52 |
| 710140 | 36.92 |
| SALARY/CELL PHONE ALLOWANCE | 36.92 |

| | |
|---|------------|
| 720100 | 26,687.55 |
| SOCIAL SECURITY | 26,687.55 |
| 720110 | 61,157.45 |
| EMPLOYEE INSURANCE | 61,157.45 |
| 720120 | 44,701.77 |
| RETIREMENT | 44,701.77 |
| 720140 | 1,149.68 |
| STATE UNEMPLOYMENT TAX | 1,149.68 |
| 730270 | 38,973.75 |
| LAW ENFORCEMENT SPECIFIC SUPPLIES | 38,973.75 |
| 730310 | 105.00 |
| UNIFORMS | 105.00 |
| 730320 | 2,500.00 |
| IT HARDWARE | 2,500.00 |
| 750400 | 246,037.00 |
| CAPITAL OUTLAY-FURNITURE FIXTURES AND EQUIPMENT | 246,037.00 |
| 750600 | 276,904.40 |
| CAPITAL OUTLAY-VEHICLES | 276,904.40 |
| 7200 | 16,354.48 |
| CONSTABLE PRECINCT 2 | 16,354.48 |
| 710130 | 14,758.78 |
| SALARY/OVERTIME | 14,758.78 |
| 720100 | 579.83 |
| SOCIAL SECURITY | 579.83 |
| 720120 | 969.59 |
| RETIREMENT | 969.59 |
| 720130 | 46.28 |
| WORKERS COMPENSATION | 46.28 |
| 7300 | 1,438.06 |
| CONSTABLE PRECINCT 3 | 1,438.06 |
| 710130 | 1,070.97 |
| SALARY/OVERTIME | 1,070.97 |
| 720100 | 84.74 |
| SOCIAL SECURITY | 84.74 |
| 720110 | 150.94 |
| EMPLOYEE INSURANCE | 150.94 |
| 720120 | 131.41 |
| RETIREMENT | 131.41 |
| 7500 | 3,135.21 |
| CONSTABLE PRECINCT 5 | 3,135.21 |
| 730270 | 3,091.21 |
| LAW ENFORCEMENT SPECIFIC SUPPLIES | 3,091.21 |
| 740510 | 44.00 |
| PROFESSIONAL DEVELOPMENT | 44.00 |
| 8340 | 105,549.36 |
| 359TH DISTRICT COURT | 105,549.36 |
| 710110 | 36,204.41 |
| SALARY/REGULAR | 36,204.41 |
| 720100 | 2,528.69 |
| SOCIAL SECURITY | 2,528.69 |
| 720110 | 8,566.19 |
| EMPLOYEE INSURANCE | 8,566.19 |
| 720120 | 4,500.55 |
| RETIREMENT | 4,500.55 |

| | |
|---|-----------------|
| 720140 | 9.00 |
| STATE UNEMPLOYMENT TAX | 9.00 |
| 730100 | 1,756.77 |
| OFFICE SUPPLIES | 1,756.77 |
| 740512 | 47,441.05 |
| PROFESSIONAL SERVICES | 47,441.05 |
| 740516 | 2,932.00 |
| PROFESSIONAL SERVICES-URINALYSIS | 2,932.00 |
| 740540 | 1,610.70 |
| TRAVEL EXPENSE | 1,610.70 |
| 9400 | 1,006,170.00 |
| COMMISSIONER PRECINCT 4 | 1,006,170.00 |
| 750800 | 1,006,170.00 |
| MAJOR PROJECTS | 1,006,170.00 |
| 221 | 28,243.72 |
| HAVA | 28,243.72 |
| 2500 | 28,243.72 |
| ELECTIONS ADMINISTRATOR | 28,243.72 |
| 740660 | 575.11 |
| EQUIPMENT RENTAL | 575.11 |
| 750400 | 27,668.61 |
| CAPITAL OUTLAY-FURNITURE FIXTURES AND EQUIPMENT | 27,668.61 |
| 300 | 32,404,876.24 |
| DEBT SERVICE | 32,404,876.24 |
| 3290 | 32,404,876.24 |
| DEBT SERVICE | 32,404,876.24 |
| 780100 | 20,970,000.00 |
| PRINCIPAL RETIREMENT | 20,970,000.00 |
| 780200 | 11,340,134.26 |
| INTEREST AND FISCAL CHARGES | 11,340,134.26 |
| 780400 | 94,741.98 |
| ISSUANCE COSTS | 94,741.98 |
| 340 | (12,241,780.24) |
| GASB 34 CONVERSION | (12,241,780.24) |
| 1340 | (12,241,780.24) |
| GASB 34 CONVERSION | (12,241,780.24) |
| 740750 | (2,732.22) |
| REMODEL | (2,732.22) |
| 750200 | (1,328,263.81) |
| CAPITAL OUTLAY-LAND | (1,328,263.81) |
| 750300 | (262,719.24) |
| CAPITAL OUTLAY-BUILDING | (262,719.24) |
| 750400 | (804,904.98) |
| CAPITAL OUTLAY-FURNITURE FIXTURES AND EQUIPMENT | (804,904.98) |
| 750500 | (171,000.00) |
| CAPITAL OUTLAY-INTANGIBLES | (171,000.00) |
| 750600 | (1,240,414.22) |
| CAPITAL OUTLAY-VEHICLES | (1,240,414.22) |
| 750700 | (116,288.74) |
| CAPITAL OUTLAY-BOOKS | (116,288.74) |
| 750800 | (8,315,457.03) |
| MAJOR PROJECTS | (8,315,457.03) |
| 400 | 12,001,407.85 |
| LOCAL CAPITAL PROJECTS | 12,001,407.85 |


| | |
|---|---------------|
| 1400 | 11,319,924.69 |
| LOCAL CAPITAL PROJECTS | 11,319,924.69 |
| 730100 | 174,906.23 |
| OFFICE SUPPLIES | 174,906.23 |
| 740110 | 404,396.12 |
| IT SOFTWARE MAINTENANCE | 404,396.12 |
| 740512 | 1,118,800.86 |
| PROFESSIONAL SERVICES | 1,118,800.86 |
| 740656 | 203,856.16 |
| RENT AND LEASES | 203,856.16 |
| 740660 | 88,824.00 |
| EQUIPMENT RENTAL | 88,824.00 |
| 740662 | 2,026,442.00 |
| LEASE TO PURCHASE | 2,026,442.00 |
| 750400 | 329,125.64 |
| CAPITAL OUTLAY-FURNITURE FIXTURES AND EQUIPMENT | 329,125.64 |
| 750500 | 314,250.00 |
| CAPITAL OUTLAY-INTANGIBLES | 314,250.00 |
| 750600 | 455,306.90 |
| CAPITAL OUTLAY-VEHICLES | 455,306.90 |
| 750700 | 115,182.44 |
| CAPITAL OUTLAY-BOOKS | 115,182.44 |
| 750800 | 6,088,834.34 |
| MAJOR PROJECTS | 6,088,834.34 |
| 2600 | 98,902.68 |
| INFORMATION TECHNOLOGY | 98,902.68 |
| 750800 | 98,902.68 |
| MAJOR PROJECTS | 98,902.68 |
| 4500 | 83,026.49 |
| MEMORIAL LIBRARY | 83,026.49 |
| 750700 | 83,026.49 |
| CAPITAL OUTLAY-BOOKS | 83,026.49 |
| 9100 | 307,556.11 |
| COMMISSIONER PRECINCT 1 | 307,556.11 |
| 750800 | 307,556.11 |
| MAJOR PROJECTS | 307,556.11 |
| 9300 | 150,522.73 |
| COMMISSIONER PRECINCT 3 | 150,522.73 |
| 750800 | 150,522.73 |
| MAJOR PROJECTS | 150,522.73 |
| 9400 | 41,475.15 |
| COMMISSIONER PRECINCT 4 | 41,475.15 |
| 750800 | 41,475.15 |
| MAJOR PROJECTS | 41,475.15 |
| 403 | 589,640.43 |
| C/P PASS THRU TOLL PROJECTS | 589,640.43 |
| 1903 | 589,640.43 |
| CAPITAL ROAD PROJECTS | 589,640.43 |
| 750800 | 589,640.43 |
| MAJOR PROJECTS | 589,640.43 |
| 404 | 23,818.23 |
| C/P ROAD BONDS 2016 | 23,818.23 |
| 1903 | 16,020.65 |
| CAPITAL ROAD PROJECTS | 16,020.65 |

| | |
|------------------------------|--------------|
| 750800 | 16,020.65 |
| MAJOR PROJECTS | 16,020.65 |
| 9400 | 7,797.58 |
| COMMISSIONER PRECINCT 4 | 7,797.58 |
| 740512 | 7,797.58 |
| PROFESSIONAL SERVICES | 7,797.58 |
| 405 | 355,550.70 |
| C/P ROAD BONDS 2016A | 355,550.70 |
| 1903 | 352,907.06 |
| CAPITAL ROAD PROJECTS | 352,907.06 |
| 750800 | 352,907.06 |
| MAJOR PROJECTS | 352,907.06 |
| 9100 | 410.64 |
| COMMISSIONER PRECINCT 1 | 410.64 |
| 740512 | 410.64 |
| PROFESSIONAL SERVICES | 410.64 |
| 9400 | 2,233.00 |
| COMMISSIONER PRECINCT 4 | 2,233.00 |
| 740730 | 2,233.00 |
| ACQUISITION COSTS | 2,233.00 |
| 406 | 4,967,968.48 |
| C/P ROAD BONDS 2018 | 4,967,968.48 |
| 1903 | 471,188.14 |
| CAPITAL ROAD PROJECTS | 471,188.14 |
| 750800 | 471,188.14 |
| MAJOR PROJECTS | 471,188.14 |
| 9100 | 772,774.53 |
| COMMISSIONER PRECINCT 1 | 772,774.53 |
| 740512 | 772,774.53 |
| PROFESSIONAL SERVICES | 772,774.53 |
| 9200 | 26,165.00 |
| COMMISSIONER PRECINCT 2 | 26,165.00 |
| 740512 | 26,165.00 |
| PROFESSIONAL SERVICES | 26,165.00 |
| 9300 | 1,192,203.66 |
| COMMISSIONER PRECINCT 3 | 1,192,203.66 |
| 750800 | 1,192,203.66 |
| MAJOR PROJECTS | 1,192,203.66 |
| 9400 | 2,505,637.15 |
| COMMISSIONER PRECINCT 4 | 2,505,637.15 |
| 730190 | 1,184,434.97 |
| ROAD MATERIALS | 1,184,434.97 |
| 740512 | 50,240.80 |
| PROFESSIONAL SERVICES | 50,240.80 |
| 750200 | 1,214,253.73 |
| CAPITAL OUTLAY-LAND | 1,214,253.73 |
| 750800 | 51,147.65 |
| MAJOR PROJECTS | 51,147.65 |
| 790900 | (100.00) |
| CARRYOVER FROM PREVIOUS YEAR | (100.00) |
| 740730 | 5,660.00 |
| ACQUISITION COSTS | 5,660.00 |
| 407 | 4,981,565.52 |
| C/P ROAD BONDS 2018B | 4,981,565.52 |

| | |
|---|----------------|
| 1903 | 220,373.15 |
| CAPITAL ROAD PROJECTS | 220,373.15 |
| 750800 | 220,373.15 |
| MAJOR PROJECTS | 220,373.15 |
| 9100 | (396,772.51) |
| COMMISSIONER PRECINCT 1 | (396,772.51) |
| 740512 | 1,023,529.66 |
| PROFESSIONAL SERVICES | 1,023,529.66 |
| 750200 | 6,642.00 |
| CAPITAL OUTLAY-LAND | 6,642.00 |
| 750800 | (1,426,944.17) |
| MAJOR PROJECTS | (1,426,944.17) |
| 9200 | 219,148.10 |
| COMMISSIONER PRECINCT 2 | 219,148.10 |
| 730190 | 99,810.09 |
| ROAD MATERIALS | 99,810.09 |
| 740512 | 91,512.73 |
| PROFESSIONAL SERVICES | 91,512.73 |
| 750800 | 27,825.28 |
| MAJOR PROJECTS | 27,825.28 |
| 9300 | 502,142.87 |
| COMMISSIONER PRECINCT 3 | 502,142.87 |
| 750800 | 502,142.87 |
| MAJOR PROJECTS | 502,142.87 |
| 9400 | 4,436,673.91 |
| COMMISSIONER PRECINCT 4 | 4,436,673.91 |
| 730190 | 1,786,092.29 |
| ROAD MATERIALS | 1,786,092.29 |
| 740484 | 125.00 |
| COURT REPORTER TRANSCRIPT | 125.00 |
| 740512 | 68,256.70 |
| PROFESSIONAL SERVICES | 68,256.70 |
| 750200 | 1,009,476.84 |
| CAPITAL OUTLAY-LAND | 1,009,476.84 |
| 750800 | 1,566,275.58 |
| MAJOR PROJECTS | 1,566,275.58 |
| 740730 | 6,447.50 |
| ACQUISITION COSTS | 6,447.50 |
| 408 | 4,538,053.20 |
| C/P SHERIFF'S PROJECTS | 4,538,053.20 |
| 1408 | 4,298,644.20 |
| SHERIFF PROJECTS | 4,298,644.20 |
| 750200 | 2,199.43 |
| CAPITAL OUTLAY-LAND | 2,199.43 |
| 750800 | 4,296,444.77 |
| MAJOR PROJECTS | 4,296,444.77 |
| 6000 | 239,409.00 |
| SHERIFF | 239,409.00 |
| 750100 | 239,409.00 |
| CAPITAL OUTLAY-CAPITAL IMPROVEMENT PLAN | 239,409.00 |
| 500 | 19,643,292.91 |
| SELF INSURANCE | 19,643,292.91 |
| 2201 | 19,643,292.91 |
| SELF INSURANCE | 19,643,292.91 |

| | |
|--|---------------|
| 740120 | 12,236,128.49 |
| MEDICAL SERVICES | 12,236,128.49 |
| 740190 | 4,076,892.99 |
| RX CLAIMS | 4,076,892.99 |
| 740512 | 82,572.02 |
| PROFESSIONAL SERVICES | 82,572.02 |
| 740660 | 1,881.99 |
| EQUIPMENT RENTAL | 1,881.99 |
| 740710 | 459,607.03 |
| ADMINISTRATIVE CHARGES | 459,607.03 |
| 740740 | 8,724.45 |
| BANK SERVICE CHARGES | 8,724.45 |
| 740940 | 1,338,653.23 |
| INSURANCE PREMIUMS | 1,338,653.23 |
| 740960 | 108,688.80 |
| PRE-CERTIFICATION/ UTILITIZATION REVIEW FEES | 108,688.80 |
| 740962 | 33,430.04 |
| EMPLOYEE ASSISTANCE PROGRAM FEES | 33,430.04 |
| 740964 | 203,575.21 |
| PREFERRED PROVIDER ORGANIZATION FEES | 203,575.21 |
| 740968 | 1,093,138.66 |
| STOP LOSS PREMIUMS | 1,093,138.66 |
| 501 | 1,291,784.31 |
| WORKERS' COMPENSATION | 1,291,784.31 |
| 2203 | 1,291,784.31 |
| WORKERS COMPENSATION | 1,291,784.31 |
| 740120 | 975,445.26 |
| MEDICAL SERVICES | 975,445.26 |
| 740700 | 284,350.02 |
| INSURANCE/BOND PREMIUMS | 284,350.02 |
| 740710 | 31,989.03 |
| ADMINISTRATIVE CHARGES | 31,989.03 |
| 502 | 2,990,653.93 |
| PROPERTY/CASUALTY | 2,990,653.93 |
| 2202 | 2,990,653.93 |
| PROPERTY/CASUALTY | 2,990,653.93 |
| 740640 | 11,055.00 |
| CONTRACT SERVICES | 11,055.00 |
| 740700 | 47,964.00 |
| INSURANCE/BOND PREMIUMS | 47,964.00 |
| 740710 | 1,793,849.94 |
| ADMINISTRATIVE CHARGES | 1,793,849.94 |
| 740930 | 5,055.00 |
| DAMAGE REPAIRS | 5,055.00 |
| 740940 | 1,085,752.83 |
| INSURANCE PREMIUMS | 1,085,752.83 |
| 740950 | 3,195.00 |
| BONDS-NOTARIES | 3,195.00 |
| 740952 | 20,175.00 |
| BONDS-SURETY | 20,175.00 |
| 750600 | 23,607.16 |
| CAPITAL OUTLAY-VEHICLES | 23,607.16 |
| 1502 | - |
| PROPERTY/CASUALTY | - |

| | |
|-----------------------|--------------|
| 740640 | - |
| CONTRACT SERVICES | - |
| 999 | 291,683.94 |
| DEFAULT ZONE FUND | 291,683.94 |
| 1903 | 291,683.94 |
| CAPITAL ROAD PROJECTS | 291,683.94 |
| 730190 | 180,674.74 |
| ROAD MATERIALS | 180,674.74 |
| 740512 | 2,988.00 |
| PROFESSIONAL SERVICES | 2,988.00 |
| 750200 | 2,550.00 |
| CAPITAL OUTLAY-LAND | 2,550.00 |
| 750800 | 105,471.20 |
| MAJOR PROJECTS | 105,471.20 |
| (blank) | |
| (blank) | |
| (blank) | |
| (blank) | |
| (blank) | |
| (blank) | |
| 421 | 10,853.00 |
| ROAD BOND CLEARING | 10,853.00 |
| 1903 | 10,853.00 |
| CAPITAL ROAD PROJECTS | 10,853.00 |
| 750200 | 10,853.00 |
| CAPITAL OUTLAY-LAND | 10,853.00 |
| 222 | 9,042,248.43 |
| JAIL PASS THRU | 9,042,248.43 |
| 6601 | 9,042,248.43 |
| SHERIFF JAIL | 9,042,248.43 |
| 740640 | 9,042,248.43 |
| CONTRACT SERVICES | 9,042,248.43 |



Montgomery County, Texas
Office of the County Auditor
501 North Thompson, Suite 205, Conroe, Texas 77301
P. O. Box 539, Conroe, Texas 77305

Rakesh Pandey, CPA
County Auditor


Angela H. Blocker
1st Assistant County Auditor

Date: May 2, 2022
To: Rakesh Pandey, County Auditor
From: Starla Terry, Internal Audit Supervisor *SA JLB*
Re: Commissioners Court May 10, 2022 Meeting Submission for Consent Agenda

Consider and accept the following completed audits:

Compliance Audits FY22 – Q2

- Airport
- Animal Services
- Bail Bonds
- Bail Bonds – Inmate Phones
- Commissioner Pct. 2
- Commissioner Pct. 3
- Commissioner Pct. 4
- Constable Pct. 1
- Constable Pct. 2
- Constable Pct. 3
- Constable Pct. 4
- Constable Pct. 5



**OFFICE OF COUNTY AUDITOR
INTERNAL AUDIT REPORT**

**AIRPORT
COMPLIANCE AUDIT Q2
FISCAL YEAR 2022**

AIRPORT DIRECTOR

James Brown

AUDIT STAFF

Rakesh Pandey, County Auditor, CPA
Janet Browning, Internal Audit Manager, CIA, CFE
Starla Terry, Internal Audit Supervisor
Tracie Longoria, Internal Audit Assistant



Montgomery County, Texas
Office of the County Auditor
501 North Thompson, Suite 205, Conroe, Texas 77301
P. O. Box 539, Conroe, Texas 77305

Rakesh Pandey, CPA
County Auditor

Angela H. Blocker
1st Assistant County Auditor

Date: April 25, 2022

To: James Brown, Director

From: Rakesh Pandey, County Auditor, CPA
Janet Browning, Internal Audit Manager, CIA, CFE
Starla Terry, Internal Audit Supervisor *[Signature]*

Re: Airport Compliance Audit Q2 - FY2022

The Auditor's Office has completed an audit of monthly reports for January through March 2022 for the Airport office.

The objective of the audit was to verify compliance with submission of the monthly reports, mathematical accuracy of the reports, and to confirm funds collected were deposited with the County Treasurer in a timely manner.

Attached is the Internal Audit report for the Airport Compliance Q2 - FY2022.

INTRODUCTION

The Montgomery County Auditor's Office has examined a sample of the monthly reports of the Airport office for the months of January 2022 through March 2022.

OBJECTIVES AND SCOPE

The objective of the audit was to verify compliance with submission of the monthly reports, mathematical accuracy of the reports, and to confirm funds collected were deposited with the County Treasurer in a timely manner.

The scope of the review included Q2 FY2022 supporting documentation necessary to verify compliance with certain required Local Government Codes.


METHODOLOGY

To achieve the audit objectives, Internal Audit reviewed and performed the following:

- Evaluate whether amounts reported on the monthly fee reports were submitted in compliance with LGC §114.001(a), (b) General Requirements Applicable to Reports and LGC §114.043 Periodic Report to County Auditor
- Verify monthly fee reports are mathematically accurate and are therefore approved as submitted in compliance with LGC §115.002 Examination of Books and Reports
- Verify funds collected were deposited with the County Treasurer in compliance with LGC §113.022 Time for Making Deposits

AUDIT RESULTS

- All three monthly fee reports for the quarter were submitted in compliance with LGC §114.001(a), (b) and LGC §114.043
- Monthly fee reports reviewed were mathematically accurate and therefore approved as submitted in compliance with LGC §115.002
- Funds collected were deposited with the County Treasurer in compliance with LGC §113.022



**OFFICE OF COUNTY AUDITOR
INTERNAL AUDIT REPORT**

**ANIMAL SERVICES
COMPLIANCE AUDIT Q2
FISCAL YEAR 2022**

ANIMAL SERVICES DIRECTOR

Aaron Johnson

AUDIT STAFF

Rakesh Pandey, County Auditor, CPA
Janet Browning, Internal Audit Manager, CIA, CFE
Starla Terry, Internal Audit Supervisor
Tracie Longoria, Internal Audit Assistant



Montgomery County, Texas
Office of the County Auditor
501 North Thompson, Suite 205, Conroe, Texas 77301
P. O. Box 539, Conroe, Texas 77305

Rakesh Pandey, CPA
County Auditor

Angela H. Blocker
1st Assistant County Auditor

Date: April 25, 2022

To: Aaron Johnson, Director

From: Rakesh Pandey, County Auditor, CPA
Janet Browning, Internal Audit Manager, CIA, CFE
Starla Terry, Internal Audit Supervisor *ST*

Re: Animal Services Compliance Audit Q2 - FY2022

The Auditor's Office has completed an audit of monthly reports for January through March 2022 for the Animal Services office.

The objective of the audit was to verify compliance with submission of the monthly reports, mathematical accuracy of the reports, and to confirm funds collected were deposited with the County Treasurer in a timely manner.

Attached is the Internal Audit report for the Animal Services Compliance Q2 - FY2022.

INTRODUCTION

The Montgomery County Auditor's Office has examined a sample of the monthly reports of the Animal Services office for the months of January 2022 through March 2022.

OBJECTIVES AND SCOPE

The objective of the audit was to verify compliance with submission of the monthly reports, mathematical accuracy of the reports, and to confirm funds collected were deposited with the County Treasurer in a timely manner.

The scope of the review included Q2 FY2022 supporting documentation necessary to verify compliance with certain required Local Government Codes.


METHODOLOGY

To achieve the audit objectives, Internal Audit reviewed and performed the following:

- Evaluate whether amounts reported on the monthly fee reports were submitted in compliance with LGC §114.001(a), (b) General Requirements Applicable to Reports and LGC §114.043 Periodic Report to County Auditor
- Verify monthly fee reports are mathematically accurate and are therefore approved as submitted in compliance with LGC §115.002 Examination of Books and Reports
- Verify funds collected were deposited with the County Treasurer in compliance with LGC §113.022 Time for Making Deposits

AUDIT RESULTS

- All three monthly fee reports for the quarter were submitted in compliance with LGC §114.001(a), (b) and LGC §114.043
- Monthly fee reports reviewed were mathematically accurate and therefore approved as submitted in compliance with LGC §115.002
- Funds collected were deposited with the County Treasurer in compliance with LGC §113.022



**OFFICE OF COUNTY AUDITOR
INTERNAL AUDIT REPORT**

**BAIL BONDS
COMPLIANCE AUDIT Q2
FISCAL YEAR 2022**

COUNTY TREASURER

Melanie Bush

AUDIT STAFF

Rakesh Pandey, County Auditor, CPA
Janet Browning, Internal Audit Manager, CIA, CFE
Starla Terry, Internal Audit Supervisor
Tracie Longoria, Internal Audit Assistant



Montgomery County, Texas
Office of the County Auditor
501 North Thompson, Suite 205, Conroe, Texas 77301
P. O. Box 539, Conroe, Texas 77305

Rakesh Pandey, CPA
County Auditor

Angela H. Blocker
1st Assistant County Auditor

Date: April 25, 2022

To: Melanie Bush, County Treasurer

From: Rakesh Pandey, County Auditor, CPA
Janet Browning, Internal Audit Manager, CIA, CFE
Starla Terry, Internal Audit Supervisor *ST*

Re: Bail Bonds Compliance Audit Q2 - FY2022

The Auditor's Office has completed an audit of monthly reports for January through March 2022 for Bail Bonds from the County Treasurer office.

The objective of the audit was to verify compliance with submission of the monthly reports, mathematical accuracy of the reports, and to confirm funds collected were deposited with the County Treasurer in a timely manner.

Attached is the Internal Audit report for the Bail Bonds Compliance Q2 - FY2022.

INTRODUCTION

The Montgomery County Auditor's Office has examined a sample of the monthly reports of the Bail Bonds from the County Treasurer office for the months of January 2022 through March 2022.

OBJECTIVES AND SCOPE

The objective of the audit was to verify compliance with submission of the monthly reports, mathematical accuracy of the reports, and to confirm funds collected were deposited with the County Treasurer in a timely manner.

The scope of the review included Q2 FY2022 supporting documentation necessary to verify compliance with certain required Local Government Codes.


METHODOLOGY

To achieve the audit objectives, Internal Audit reviewed and performed the following:

- Evaluate whether amounts reported on the monthly fee reports were submitted in compliance with LGC §114.001(a), (b) General Requirements Applicable to Reports and LGC §114.043 Periodic Report to County Auditor
- Verify monthly fee reports are mathematically accurate and are therefore approved as submitted in compliance with LGC §115.002 Examination of Books and Reports
- Verify funds collected were deposited with the County Treasurer in compliance with LGC §113.022 Time for Making Deposits

AUDIT RESULTS

- All three monthly fee reports for the quarter were submitted in compliance with LGC §114.001(a), (b) and LGC §114.043
- March monthly fee report reviewed was mathematically accurate and therefore approved as submitted in compliance with LGC §115.002
- March funds collected were deposited with the County Treasurer in compliance with LGC §113.022
- There were no fees or collections to report for the month of January and February



**OFFICE OF COUNTY AUDITOR
INTERNAL AUDIT REPORT**

**BAIL BONDS – INMATE PHONES
COMPLIANCE AUDIT Q2
FISCAL YEAR 2022**

COUNTY TREASURER

Melanie Bush

AUDIT STAFF

Rakesh Pandey, County Auditor, CPA
Janet Browning, Internal Audit Manager, CIA, CFE
Starla Terry, Internal Audit Supervisor
Tracie Longoria, Internal Audit Assistant



Montgomery County, Texas
Office of the County Auditor
501 North Thompson, Suite 205, Conroe, Texas 77301
P. O. Box 539, Conroe, Texas 77305

Rakesh Pandey, CPA
County Auditor

Angela H. Blocker
1st Assistant County Auditor

Date: April 25, 2022

To: Melanie Bush, County Treasurer

From: Rakesh Pandey, County Auditor, CPA
Janet Browning, Internal Audit Manager, CIA, CFE
Starla Terry, Internal Audit Supervisor *ST*

Re: Bail Bonds - Inmate Phones Compliance Audit Q2 - FY2022

The Auditor's Office has completed an audit of monthly reports for January through March 2022 for Bail Bonds – Inmate Phones from the County Treasurer office.

The objective of the audit was to verify compliance with submission of the monthly reports, mathematical accuracy of the reports, and to confirm funds collected were deposited with the County Treasurer in a timely manner.

Attached is the Internal Audit report for the Bail Bonds – Inmate Phones Compliance Q2 - FY2022.

INTRODUCTION

The Montgomery County Auditor's Office has examined a sample of the monthly reports of the Bail Bonds -- Inmate Phones from the County Treasurer office for the months of January 2022 through March 2022.

OBJECTIVES AND SCOPE

The objective of the audit was to verify compliance with submission of the monthly reports, mathematical accuracy of the reports, and to confirm funds collected were deposited with the County Treasurer in a timely manner.

The scope of the review included Q2 FY2022 supporting documentation necessary to verify compliance with certain required Local Government Codes.


METHODOLOGY

To achieve the audit objectives, Internal Audit reviewed and performed the following:

- Evaluate whether amounts reported on the monthly fee reports were submitted in compliance with LGC §114.001(a), (b) General Requirements Applicable to Reports and LGC §114.043 Periodic Report to County Auditor
- Verify monthly fee reports are mathematically accurate and are therefore approved as submitted in compliance with LGC §115.002 Examination of Books and Reports
- Verify funds collected were deposited with the County Treasurer in compliance with LGC §113.022 Time for Making Deposits

AUDIT RESULTS

- All three monthly fee reports for the quarter were submitted in compliance with LGC §114.001(a), (b) and LGC §114.043
- Monthly fee reports reviewed were mathematically accurate and therefore approved as submitted in compliance with LGC §115.002
- Funds collected were deposited with the County Treasurer in compliance with LGC §113.022



**OFFICE OF COUNTY AUDITOR
INTERNAL AUDIT REPORT**

**COMMISSIONER PRECINCT 2
COMPLIANCE AUDIT Q2
FISCAL YEAR 2022**

COMMISSIONER PRECINCT 2

Charlie Riley

AUDIT STAFF

Rakesh Pandey, County Auditor, CPA
Janet Browning, Internal Audit Manager, CIA, CFE
Starla Terry, Internal Audit Supervisor
Tracie Longoria, Internal Audit Assistant



Montgomery County, Texas
Office of the County Auditor
501 North Thompson, Suite 205, Conroe, Texas 77301
P. O. Box 539, Conroe, Texas 77305

Rakesh Pandey, CPA
County Auditor

Angela H. Blocker
1st Assistant County Auditor

Date: April 25, 2022

To: Charlie Riley, Commissioner Precinct 2

From: Rakesh Pandey, County Auditor, CPA
Janet Browning, Internal Audit Manager, CIA, CFE
Starla Terry, Internal Audit Supervisor *SA*

Re: Commissioner Precinct 2 Compliance Audit Q2 - FY2022

The Auditor's Office has completed an audit of monthly reports for January through March 2022 for the Commissioner Precinct 2 office.

The objective of the audit was to verify compliance with submission of the monthly reports, mathematical accuracy of the reports, and to confirm funds collected were deposited with the County Treasurer in a timely manner.

Attached is the Internal Audit report for the Commissioner Precinct 2 Compliance Q2 - FY2022.

INTRODUCTION

The Montgomery County Auditor's Office has examined a sample of the monthly reports of the Commissioner Precinct 2 office for the months of January 2022 through March 2022.

OBJECTIVES AND SCOPE

The objective of the audit was to verify compliance with submission of the monthly reports, mathematical accuracy of the reports, and to confirm funds collected were deposited with the County Treasurer in a timely manner.

The scope of the review included Q2 FY2022 supporting documentation necessary to verify compliance with certain required Local Government Codes.


METHODOLOGY

To achieve the audit objectives, Internal Audit reviewed and performed the following:

- Evaluate whether amounts reported on the monthly fee reports were submitted in compliance with LGC §114.001(a), (b) General Requirements Applicable to Reports and LGC §114.043 Periodic Report to County Auditor
- Verify monthly fee reports are mathematically accurate and are therefore approved as submitted in compliance with LGC §115.002 Examination of Books and Reports
- Verify funds collected were deposited with the County Treasurer in compliance with LGC §113.022 Time for Making Deposits

AUDIT RESULTS

- All three monthly fee reports for the quarter were submitted in compliance with LGC §114.001(a), (b) and LGC §114.043
- Monthly fee reports reviewed were mathematically accurate and therefore approved as submitted in compliance with LGC §115.002
- Funds collected were deposited with the County Treasurer in compliance with LGC §113.022



**OFFICE OF COUNTY AUDITOR
INTERNAL AUDIT REPORT**

**COMMISSIONER PRECINCT 3
COMPLIANCE AUDIT Q2
FISCAL YEAR 2022**

COMMISSIONER PRECINCT 3

James Noack

AUDIT STAFF

Rakesh Pandey, County Auditor, CPA
Janet Browning, Internal Audit Manager, CIA, CFE
Starla Terry, Internal Audit Supervisor
Tracie Longoria, Internal Audit Assistant



Montgomery County, Texas
Office of the County Auditor
501 North Thompson, Suite 205, Conroe, Texas 77301
P. O. Box 539, Conroe, Texas 77305

Rakesh Pandey, CPA
County Auditor

Angela H. Blocker
1st Assistant County Auditor

Date: April 25, 2022

To: James Noack, Commissioner Precinct 3

From: Rakesh Pandey, County Auditor, CPA
Janet Browning, Internal Audit Manager, CIA, CFE
Starla Terry, Internal Audit Supervisor *ST*

Re: Commissioner Precinct 3 Compliance Audit Q2 - FY2022

The Auditor's Office has completed an audit of monthly reports for January through March 2022 for the Commissioner Precinct 3 office.

The objective of the audit was to verify compliance with submission of the monthly reports, mathematical accuracy of the reports, and to confirm funds collected were deposited with the County Treasurer in a timely manner.

Attached is the Internal Audit report for the Commissioner Precinct 3 Compliance Q2 - FY2022.

INTRODUCTION

The Montgomery County Auditor's Office has examined a sample of the monthly reports of the Commissioner Precinct 3 office for the months of January 2022 through March 2022.

OBJECTIVES AND SCOPE

The objective of the audit was to verify compliance with submission of the monthly reports, mathematical accuracy of the reports, and to confirm funds collected were deposited with the County Treasurer in a timely manner.

The scope of the review included Q2 FY2022 supporting documentation necessary to verify compliance with certain required Local Government Codes.


METHODOLOGY

To achieve the audit objectives, Internal Audit reviewed and performed the following:

- Evaluate whether amounts reported on the monthly fee reports were submitted in compliance with LGC §114.001(a), (b) General Requirements Applicable to Reports and LGC §114.043 Periodic Report to County Auditor
- Verify monthly fee reports are mathematically accurate and are therefore approved as submitted in compliance with LGC §115.002 Examination of Books and Reports
- Verify funds collected were deposited with the County Treasurer in compliance with LGC §113.022 Time for Making Deposits

AUDIT RESULTS

- All three monthly fee reports for the quarter were submitted in compliance with LGC §114.001(a), (b) and LGC §114.043
- Monthly fee reports reviewed were mathematically accurate and therefore approved as submitted in compliance with LGC §115.002
- Funds collected were deposited with the County Treasurer in compliance with LGC §113.022



**OFFICE OF COUNTY AUDITOR
INTERNAL AUDIT REPORT**

**COMMISSIONER PRECINCT 4
COMPLIANCE AUDIT Q2
FISCAL YEAR 2022**

COMMISSIONER PRECINCT 4

James Metts

AUDIT STAFF

Rakesh Pandey, County Auditor, CPA
Janet Browning, Internal Audit Manager, CIA, CFE
Starla Terry, Internal Audit Supervisor
Tracie Longoria, Internal Audit Assistant



Montgomery County, Texas
Office of the County Auditor
501 North Thompson, Suite 205, Conroe, Texas 77301
P. O. Box 539, Conroe, Texas 77305

Rakesh Pandey, CPA
County Auditor

Angela H. Blocker
1st Assistant County Auditor

Date: April 25, 2022

To: James Metts, Commissioner Precinct 4

From: Rakesh Pandey, County Auditor, CPA
Janet Browning, Internal Audit Manager, CIA, CFE
Starla Terry, Internal Audit Supervisor *ST*

Re: Commissioner Precinct 4 Compliance Audit Q2 - FY2022

The Auditor's Office has completed an audit of monthly reports for January through March 2022 for the Commissioner Precinct 4 office.

The objective of the audit was to verify compliance with submission of the monthly reports, mathematical accuracy of the reports, and to confirm funds collected were deposited with the County Treasurer in a timely manner.

Attached is the Internal Audit report for the Commissioner Precinct 4 Compliance Q2 - FY2022.

INTRODUCTION

The Montgomery County Auditor's Office has examined a sample of the monthly reports of the Commissioner Precinct 4 office for the months of January 2022 through March 2022.

OBJECTIVES AND SCOPE

The objective of the audit was to verify compliance with submission of the monthly reports, mathematical accuracy of the reports, and to confirm funds collected were deposited with the County Treasurer in a timely manner.

The scope of the review included Q2 FY2022 supporting documentation necessary to verify compliance with certain required Local Government Codes.

METHODOLOGY

To achieve the audit objectives, Internal Audit reviewed and performed the following:

- Evaluate whether amounts reported on the monthly fee reports were submitted in compliance with LGC §114.001(a), (b) General Requirements Applicable to Reports and LGC §114.043 Periodic Report to County Auditor
- Verify monthly fee reports are mathematically accurate and are therefore approved as submitted in compliance with LGC §115.002 Examination of Books and Reports
- Verify funds collected were deposited with the County Treasurer in compliance with LGC §113.022 Time for Making Deposits

AUDIT RESULTS

- All three monthly fee reports for the quarter were submitted in compliance with LGC §114.001(a), (b) and LGC §114.043
- Monthly fee reports reviewed were mathematically accurate and therefore approved as submitted in compliance with LGC §115.002
- Funds collected were deposited with the County Treasurer in compliance with LGC §113.022



**OFFICE OF COUNTY AUDITOR
INTERNAL AUDIT REPORT**

**CONSTABLE PRECINCT 1
COMPLIANCE AUDIT Q2
FISCAL YEAR 2022**

CONSTABLE PRECINCT 1

Philip Cash

AUDIT STAFF

Rakesh Pandey, County Auditor, CPA
Janet Browning, Internal Audit Manager, CIA, CFE
Starla Terry, Internal Audit Supervisor
Tracie Longoria, Internal Audit Assistant



Montgomery County, Texas
Office of the County Auditor
501 North Thompson, Suite 205, Conroe, Texas 77301
P. O. Box 539, Conroe, Texas 77305

Rakesh Pandey, CPA
County Auditor

Angela H. Blocker
1st Assistant County Auditor

Date: April 26, 2022

To: Philip Cash, Constable Precinct 1

From: Rakesh Pandey, County Auditor, CPA
Janet Browning, Internal Audit Manager, CIA, CFE
Starla Terry, Internal Audit Supervisor *SA*

Re: Constable Precinct 1 Compliance Audit Q2 - FY2022

The Auditor's Office has completed an audit of monthly reports for January through March 2022 for the Constable Precinct 1 office.

The objective of the audit was to verify compliance with submission of the monthly reports, mathematical accuracy of the reports, and to confirm funds collected were deposited with the County Treasurer in a timely manner.

Attached is the Internal Audit report for the Constable Precinct 1 Compliance Q2 - FY2022.

INTRODUCTION

The Montgomery County Auditor's Office has examined a sample of the monthly reports of the Constable Precinct 1 office for the months of January 2022 through March 2022.

OBJECTIVES AND SCOPE

The objective of the audit was to verify compliance with submission of the monthly reports, mathematical accuracy of the reports, and to confirm funds collected were deposited with the County Treasurer in a timely manner.

The scope of the review included Q2 FY2022 supporting documentation necessary to verify compliance with certain required Local Government Codes.


METHODOLOGY

To achieve the audit objectives, Internal Audit reviewed and performed the following:

- Evaluate whether amounts reported on the monthly fee reports were submitted in compliance with LGC §114.001(a), (b) General Requirements Applicable to Reports and LGC §114.043 Periodic Report to County Auditor
- Verify monthly fee reports are mathematically accurate and are therefore approved as submitted in compliance with LGC §115.002 Examination of Books and Reports
- Verify funds collected were deposited with the County Treasurer in compliance with LGC §113.022 Time for Making Deposits

AUDIT RESULTS

- All three monthly fee reports for the quarter were submitted in compliance with LGC §114.001(a), (b) and LGC §114.043
- Monthly fee reports reviewed were mathematically accurate and therefore approved as submitted in compliance with LGC §115.002
- Funds collected were deposited with the County Treasurer in compliance with LGC §113.022



**OFFICE OF COUNTY AUDITOR
INTERNAL AUDIT REPORT**

**CONSTABLE PRECINCT 2
COMPLIANCE AUDIT Q2
FISCAL YEAR 2022**

CONSTABLE PRECINCT 2

Gene DeForest

AUDIT STAFF

Rakesh Pandey, County Auditor, CPA
Janet Browning, Internal Audit Manager, CIA, CFE
Starla Terry, Internal Audit Supervisor
Tracie Longoria, Internal Audit Assistant



Montgomery County, Texas
Office of the County Auditor
501 North Thompson, Suite 205, Conroe, Texas 77301
P. O. Box 539, Conroe, Texas 77305

Rakesh Pandey, CPA
County Auditor

Angela H. Blocker
1st Assistant County Auditor

Date: April 26, 2022

To: Gene DeForest, Constable Precinct 2

From: Rakesh Pandey, County Auditor, CPA
Janet Browning, Internal Audit Manager, CIA, CFE
Starla Terry, Internal Audit Supervisor *ST*

Re: Constable Precinct 2 Compliance Audit Q2 - FY2022

The Auditor's Office has completed an audit of monthly reports for January through March 2022 for the Constable Precinct 2 office.

The objective of the audit was to verify compliance with submission of the monthly reports, mathematical accuracy of the reports, and to confirm funds collected were deposited with the County Treasurer in a timely manner.

Attached is the Internal Audit report for the Constable Precinct 2 Compliance Q2 - FY2022.

INTRODUCTION

The Montgomery County Auditor's Office has examined a sample of the monthly reports of the Constable Precinct 2 office for the months of January 2022 through March 2022.

OBJECTIVES AND SCOPE

The objective of the audit was to verify compliance with submission of the monthly reports, mathematical accuracy of the reports, and to confirm funds collected were deposited with the County Treasurer in a timely manner.

The scope of the review included Q2 FY2022 supporting documentation necessary to verify compliance with certain required Local Government Codes.

METHODOLOGY

To achieve the audit objectives, Internal Audit reviewed and performed the following:

- Evaluate whether amounts reported on the monthly fee reports were submitted in compliance with LGC §114.001(a), (b) General Requirements Applicable to Reports and LGC §114.043 Periodic Report to County Auditor
- Verify monthly fee reports are mathematically accurate and are therefore approved as submitted in compliance with LGC §115.002 Examination of Books and Reports
- Verify funds collected were deposited with the County Treasurer in compliance with LGC §113.022 Time for Making Deposits

AUDIT RESULTS

- All three monthly fee reports for the quarter were submitted in compliance with LGC §114.001(a), (b) and LGC §114.043
- Monthly fee reports reviewed were mathematically accurate and therefore approved as submitted in compliance with LGC §115.002
- Funds collected were deposited with the County Treasurer in compliance with LGC §113.022



**OFFICE OF COUNTY AUDITOR
INTERNAL AUDIT REPORT**

**CONSTABLE PRECINCT 3
COMPLIANCE AUDIT Q2
FISCAL YEAR 2022**

CONSTABLE PRECINCT 3

Ryan Gable

AUDIT STAFF

Rakesh Pandey, County Auditor, CPA
Janet Browning, Internal Audit Manager, CIA, CFE
Starla Terry, Internal Audit Supervisor
Tracie Longoria, Internal Audit Assistant



Montgomery County, Texas
Office of the County Auditor
501 North Thompson, Suite 205, Conroe, Texas 77301
P. O. Box 539, Conroe, Texas 77305

Rakesh Pandey, CPA
County Auditor

Angela H. Blocker
1st Assistant County Auditor

Date: April 26, 2022

To: Ryan Gable, Constable Precinct 3

From: Rakesh Pandey, County Auditor, CPA
Janet Browning, Internal Audit Manager, CIA, CFE
Starla Terry, Internal Audit Supervisor *ST*

Re: Constable Precinct 3 Compliance Audit Q2 - FY2022

The Auditor's Office has completed an audit of monthly reports for January through March 2022 for the Constable Precinct 3 office.

The objective of the audit was to verify compliance with submission of the monthly reports, mathematical accuracy of the reports, and to confirm funds collected were deposited with the County Treasurer in a timely manner.

Attached is the Internal Audit report for the Constable Precinct 3 Compliance Q2 - FY2022.

INTRODUCTION

The Montgomery County Auditor's Office has examined a sample of the monthly reports of the Constable Precinct 3 office for the months of January 2022 through March 2022.

OBJECTIVES AND SCOPE

The objective of the audit was to verify compliance with submission of the monthly reports, mathematical accuracy of the reports, and to confirm funds collected were deposited with the County Treasurer in a timely manner.

The scope of the review included Q2 FY2022 supporting documentation necessary to verify compliance with certain required Local Government Codes.


METHODOLOGY

To achieve the audit objectives, Internal Audit reviewed and performed the following:

- Evaluate whether amounts reported on the monthly fee reports were submitted in compliance with LGC §114.001(a), (b) General Requirements Applicable to Reports and LGC §114.043 Periodic Report to County Auditor
- Verify monthly fee reports are mathematically accurate and are therefore approved as submitted in compliance with LGC §115.002 Examination of Books and Reports
- Verify funds collected were deposited with the County Treasurer in compliance with LGC §113.022 Time for Making Deposits

AUDIT RESULTS

- All three monthly fee reports for the quarter were submitted in compliance with LGC §114.001(a), (b) and LGC §114.043
- Monthly fee reports reviewed were mathematically accurate and therefore approved as submitted in compliance with LGC §115.002
- Funds collected were deposited with the County Treasurer in compliance with LGC §113.022



**OFFICE OF COUNTY AUDITOR
INTERNAL AUDIT REPORT**


**CONSTABLE PRECINCT 4
COMPLIANCE AUDIT Q2
FISCAL YEAR 2022**

CONSTABLE PRECINCT 4

Kenneth "Rowdy" Hayden

AUDIT STAFF

Rakesh Pandey, County Auditor, CPA
Janet Browning, Internal Audit Manager, CIA, CFE
Starla Terry, Internal Audit Supervisor
Tracie Longoria, Internal Audit Assistant



Montgomery County, Texas
Office of the County Auditor
501 North Thompson, Suite 205, Conroe, Texas 77301
P. O. Box 539, Conroe, Texas 77305

Rakesh Pandey, CPA
County Auditor

Angela H. Blocker
1st Assistant County Auditor

Date: April 26, 2022

To: Kenneth "Rowdy" Hayden, Constable Precinct 4

From: Rakesh Pandey, County Auditor, CPA
Janet Browning, Internal Audit Manager, CIA, CFE
Starla Terry, Internal Audit Supervisor

Re: Constable Precinct 4 Compliance Audit Q2 - FY2022

The Auditor's Office has completed an audit of monthly reports for January through March 2022 for the Constable Precinct 4 office.

The objective of the audit was to verify compliance with submission of the monthly reports, mathematical accuracy of the reports, and to confirm funds collected were deposited with the County Treasurer in a timely manner.

Attached is the Internal Audit report for the Constable Precinct 4 Compliance Q2 - FY2022.

INTRODUCTION

The Montgomery County Auditor's Office has examined a sample of the monthly reports of the Constable Precinct 4 office for the months of January 2022 through March 2022.

OBJECTIVES AND SCOPE

The objective of the audit was to verify compliance with submission of the monthly reports, mathematical accuracy of the reports, and to confirm funds collected were deposited with the County Treasurer in a timely manner.

The scope of the review included Q2 FY2022 supporting documentation necessary to verify compliance with certain required Local Government Codes.


METHODOLOGY

To achieve the audit objectives, Internal Audit reviewed and performed the following:

- Evaluate whether amounts reported on the monthly fee reports were submitted in compliance with LGC §114.001(a), (b) General Requirements Applicable to Reports and LGC §114.043 Periodic Report to County Auditor
- Verify monthly fee reports are mathematically accurate and are therefore approved as submitted in compliance with LGC §115.002 Examination of Books and Reports
- Verify funds collected were deposited with the County Treasurer in compliance with LGC §113.022 Time for Making Deposits

AUDIT RESULTS

- All three monthly fee reports for the quarter were submitted in compliance with LGC §114.001(a), (b) and LGC §114.043
- Monthly fee reports reviewed were mathematically accurate and therefore approved as submitted in compliance with LGC §115.002
- Funds collected were deposited with the County Treasurer in compliance with LGC §113.022



**OFFICE OF COUNTY AUDITOR
INTERNAL AUDIT REPORT**

**CONSTABLE PRECINCT 5
COMPLIANCE AUDIT Q2
FISCAL YEAR 2022**

CONSTABLE PRECINCT 5

Chris Jones

AUDIT STAFF

Rakesh Pandey, County Auditor, CPA
Janet Browning, Internal Audit Manager, CIA, CFE
Starla Terry, Internal Audit Supervisor
Tracie Longoria, Internal Audit Assistant



Montgomery County, Texas
Office of the County Auditor
501 North Thompson, Suite 205, Conroe, Texas 77301
P. O. Box 539, Conroe, Texas 77305

Rakesh Pandey, CPA
County Auditor

Angela H. Blocker
1st Assistant County Auditor

Date: April 26, 2022

To: Chris Jones, Constable Precinct 5

From: Rakesh Pandey, County Auditor, CPA
Janet Browning, Internal Audit Manager, CIA, CFE
Starla Terry, Internal Audit Supervisor *[Signature]*

Re: Constable Precinct 5 Compliance Audit Q2 - FY2022

The Auditor's Office has completed an audit of monthly reports for January through March 2022 for the Constable Precinct 5 office.

The objective of the audit was to verify compliance with submission of the monthly reports, mathematical accuracy of the reports, and to confirm funds collected were deposited with the County Treasurer in a timely manner.

Attached is the Internal Audit report for the Constable Precinct 5 Compliance Q2 - FY2022.

INTRODUCTION

The Montgomery County Auditor's Office has examined a sample of the monthly reports of the Constable Precinct 5 office for the months of January 2022 through March 2022.

OBJECTIVES AND SCOPE

The objective of the audit was to verify compliance with submission of the monthly reports, mathematical accuracy of the reports, and to confirm funds collected were deposited with the County Treasurer in a timely manner.

The scope of the review included Q2 FY2022 supporting documentation necessary to verify compliance with certain required Local Government Codes.

METHODOLOGY

To achieve the audit objectives, Internal Audit reviewed and performed the following:

- Evaluate whether amounts reported on the monthly fee reports were submitted in compliance with LGC §114.001(a), (b) General Requirements Applicable to Reports and LGC §114.043 Periodic Report to County Auditor
- Verify monthly fee reports are mathematically accurate and are therefore approved as submitted in compliance with LGC §115.002 Examination of Books and Reports
- Verify funds collected were deposited with the County Treasurer in compliance with LGC §113.022 Time for Making Deposits

AUDIT RESULTS

- All three monthly fee reports for the quarter were submitted in compliance with LGC §114.001(a), (b) and LGC §114.043
- Monthly fee reports reviewed were mathematically accurate and therefore approved as submitted in compliance with LGC §115.002
- Funds collected were deposited with the County Treasurer in compliance with LGC §113.022



Montgomery County, Texas
Office of the County Auditor
501 North Thompson, Suite 205, Conroe, Texas 77301
P. O. Box 539, Conroe, Texas 77305

Rakesh Pandey, CPA
County Auditor


Angela H. Blocker
1st Assistant County Auditor

Date: May 17, 2022
To: Rakesh Pandey, County Auditor
From: Starla Terry, Internal Audit Supervisor *ST* *gLB*
Re: Commissioners Court May 24, 2022 Meeting Submission for Consent Agenda

Consider and accept the following completed audit:

Compliance Audits FY22 – Q2

- Commissioner Pct. 1



**OFFICE OF COUNTY AUDITOR
INTERNAL AUDIT REPORT**

**COMMISSIONER PRECINCT 1
COMPLIANCE AUDIT Q2
FISCAL YEAR 2022**

COMMISSIONER PRECINCT 1

Robert Walker

AUDIT STAFF

Rakesh Pandey, County Auditor, CPA
Janet Browning, Internal Audit Manager, CIA, CFE
Starla Terry, Internal Audit Supervisor
Tracie Longoria, Internal Audit Assistant



Montgomery County, Texas

Office of the County Auditor

501 North Thompson, Suite 205, Conroe, Texas 77301

P. O. Box 539, Conroe, Texas 77305

Rakesh Pandey, CPA
County Auditor

Angela H. Blocker
1st Assistant County Auditor

Date: May 13, 2022

To: Robert Walker, Commissioner Precinct 1

From: Rakesh Pandey, County Auditor, CPA
Janet Browning, Internal Audit Manager, CIA, CFE
Starla Terry, Internal Audit Supervisor *SA*

Re: Commissioner Precinct 1 Compliance Audit Q2 - FY2022

The Auditor's Office has completed an audit of monthly reports for January through March 2022 for the Commissioner Precinct 1 office.

The objective of the audit was to verify compliance with submission of the monthly reports, mathematical accuracy of the reports, and to confirm funds collected were deposited with the County Treasurer in a timely manner.

Attached is the Internal Audit report for the Commissioner Precinct 1 Compliance Q2- FY2022.

INTRODUCTION

The Montgomery County Auditor's Office has examined a sample of the monthly reports of the Commissioner Precinct 1 office for the months of January 2022 through March 2022.

OBJECTIVES AND SCOPE

The objective of the audit was to verify compliance with submission of the monthly reports, mathematical accuracy of the reports, and to confirm funds collected were deposited with the County Treasurer in a timely manner.

The scope of the review included Q2 FY2022 supporting documentation necessary to verify compliance with certain required Local Government Codes.

METHODOLOGY


To achieve the audit objectives, Internal Audit reviewed and performed the following:

- Evaluate whether amounts reported on the monthly fee reports were submitted in compliance with LGC §114.001(a), (b) General Requirements Applicable to Reports and LGC §114.043 Periodic Report to County Auditor
- Verify monthly fee reports are mathematically accurate and are therefore approved as submitted in compliance with LGC §115.002 Examination of Books and Reports
- Verify funds collected were deposited with the County Treasurer in compliance with LGC §113.022 Time for Making Deposits

AUDIT RESULTS

- All three monthly fee reports for the quarter were submitted in compliance with LGC §114.001(a), (b) and LGC §114.043
- Monthly fee reports reviewed were mathematically accurate and therefore approved as submitted in compliance with LGC §115.002
- January funds collected were deposited with the County Treasurer in compliance with LGC §113.022
- In February, there was one deposit out of compliance with LGC §113.022
- In March, there was one deposit comprised of 6 receipts, two were out of compliance with LGC §113.022

Recommendations: Receipts are to be deposited next business day and if not possible, by the fifth business day per LGC §113.022 Time for Making Deposits.



Montgomery County, Texas
Office of the County Auditor
501 North Thompson, Suite 205, Conroe, Texas 77301
P. O. Box 539, Conroe, Texas 77305

Rakesh Pandey, CPA
County Auditor

Angela H. Blocker
1st Assistant County Auditor

Date: May 16, 2022

To: Rakesh Pandey, County Auditor


From: Janet L. Browning, Internal Audit Manager *JLB*

Re: Commissioners Court May 24, 2022 Meeting Submission for Consent Agenda

Consider and accept the following completed audit:

Inherent Risk Assessment:

- Montgomery County Sheriff's Office




**OFFICE OF COUNTY AUDITOR
INHERENT RISK ASSESSMENT REPORT**

**Montgomery County Sheriff's Office
April 19, 2022**

Audit Staff

Rakesh Pandey, County Auditor, CPA
Janet Browning, Internal Audit Manager, CIA, CFE
Johnia Henderson, Internal Audit Lead



Montgomery County, Texas
Office of the County Auditor
501 North Thompson, Suite 205, Conroe, Texas 77301
P. O. Box 539, Conroe, Texas 77305

Rakesh Pandey
County Auditor

Angela H. Blocker
1st Assistant County Auditor

Date: May 24, 2022

To: Commissioner's Court

From: Rakesh Pandey, County Auditor, CPA
Janet Browning, Internal Audit Manager, CIA, CFE

Re: Inherent Risk Assessment Report – Sheriff's Office

The Auditor's Office completed a Risk Assessment of the Sheriff's Office in April 2022. Risk Assessments identify the inherent risks associated with processes and procedures handled within the County offices/departments.

As part of the County Auditor's commitment to ensuring the development of a formal Risk Assessment Program across the County, the results of such efforts will also be included in the development of future annual audit plans. Assessing the risk helps management focus their efforts on identifying and mitigating the highest risk areas. Because management control is not a factor in determining the level of inherent risk, a high degree of inherent risk does not indicate poor management or the absence of controls.

This is the first risk assessment of the Sheriff's Office.

INTRODUCTION TO THE RISK ASSESSMENT REPORT FORMAT

What is Risk Assessment?

Risk assessment is the systematic process of identifying and evaluating the potential risks that may occur in a business process.

How does the Risk Assessment process work?

The risk assessment process includes three steps: data gathering; identification of business process, risk and controls; and inherent risk rating. In data gathering, Internal Audit ("Audit") collects information about the functional area under review to gain an understanding of its objectives, operations, processes and procedures. Audit identifies the business processes in place, the inherent risks for each business process, and the internal control implemented by management. In the last step, Audit rates the risks identified for the business processes by evaluating them based on risk factors and assigning risk ratings.

How are the risk ratings calculated?

The risks associated with each business process is described and valued based on likelihood and impact. Likelihood is the probability the risk will occur, whereas impact is the severity of consequences resulting from a breakdown in the process and/or controls if the risk were to occur. When evaluating impact, risk factors include Operations (effectiveness and efficiency) and Compliance (laws and regulations).

In order to obtain a risk rating for the business processes, a numeric value is assigned for likelihood and impact. Risk likelihood was rated on a five-level scale from "1" for very low (remote) to "5" for very high and risk impact was rated on a five-level scale from "A" for insignificant to "E" for catastrophic. The values are plotted on the Risk Rating Matrix to determine the risk rating for the individual business processes.

How is this report used by the Auditor's Office?

Audit uses the risk assessment to help develop the audit plan across all County departments. The audit plan will then be tailored to prioritize testing of higher risk areas to ensure proper oversight and review.

How can this report be used by County Management?

This report is intended to help management focus their efforts on identifying and mitigating the highest risk areas. This includes the distribution of personnel, implementation of internal controls, and allocation of budget resources.

EXECUTIVE SUMMARY

Purpose

In fiscal year 2019, The Montgomery County Auditor's Office (MCAO) began transitioning to a risk-based method of internal auditing. Under this method, audit activity is directed toward the higher risk areas first. To determine which County offices/departments pose the greatest risk, Audit ranked key departments based on dollar volume. From this ranking, risk assessments will be performed and the results will be included in the development of future annual audit plans.

Risk assessments address the risks associated with the processes and activities handled by the County office/department under review. It requires Audit to gain an understanding of the business objectives, flow of operations, business processes, inherent risks, and the system of internal controls implemented by management. There are three types of risks typically identified and evaluated during a risk assessment:

- **Inherent Risk** – The risk to an organization in the absence of any actions management might take to alter either the risk's probability or impact (the risks intrinsic to the entity's objectives if no internal controls are implemented).
- **Control Risk** – The risk that management controls are not efficiently designed or effectively implemented, preventing the organization from meeting its objective and protecting its assets.
- **Residual Risk** – The risk that remains after management has responded to the risk by implementing controls.

For County offices/departments, Audit will only rate the inherent risks during the initial risk assessment. From this, a formal audit plan will be developed which will address the higher risk areas first. It should be noted, a new countywide ERP system was implemented using a phased approach, with phases 1 and 2 currently live, and phases 3 and 4 estimated to go into operations in FY 2022. Going forward, Audit will update and adjust the audit plan accordingly.

Scope

This risk assessment covered the operations of the Montgomery County Sheriff's Office (MCSO) and was limited to the business processes and controls that were in place during the time the risk assessment was being performed.

As taken from MCSO 2019-2022 Strategic Plan, "Our Mission is to provide professional detention and law enforcement service to our community through meaningful partnerships to enhance the quality of life for our citizens, businesses and visitors through efficient and innovative public safety practices."

This was the first risk assessment of MCSO.

Methodology

The risk assessment process was performed in three phases: data gathering; identification of business processes, risks and controls; and risk rating. The following provides a brief overview of each phase:

- Data Gathering – Information collected and analyzed about the County office/department under review in order to gain an understanding of its business objectives and operations.
- Identification of Business Processes, Risks and Controls – Determine what business processes are in place, the internal controls implemented by management to mitigate risks, and the inherent risks associated with the processes.
- Risk Rating – Evaluate the inherent risks and assign risk ratings to the business processes under review.

High Risk Areas

Audit rated the risks inherent to the business processes handled by MCSO on a four-level scale from low to extreme. To provide visibility into the business processes posing the greatest risk to MCSO, an average risk rating was calculated for each business process. A summary of the average risk ratings for the business processes is presented in graph form on page 11 of this report. The top business process in terms of inherent risk is noted below:

| Business Process | Risk Rating |
|--|--------------------|
| Fees, Compensation, and Financial Transactions | Medium |

Overall, there is a low risk level of control failure present. Additionally, MCSO is routinely examined in accordance with applicable federal and state requirements as well as local rules and regulations.

Because management control is not a factor in determining the level of inherent risk, a high degree of inherent risk does not indicate poor management or the absence of controls. Assessing the risk level is a method to help management focus their efforts on identifying and mitigating the highest risk areas. A formal audit plan will be developed in the future and will address the risk levels from the initial Risk Assessment. The audit plan will include testing the higher risk areas noted within this report in order to gain assurance of efficient and effective mitigating controls.

DETAILED REPORT

Audit performed a risk assessment of the inherent risks associated with MCSO operations in the following three phases:

Data Gathering

In order to perform an accurate and thorough risk assessment, the first step was becoming familiar with the nature of the department's business activities. To begin this process, Audit requested, reviewed, and/or analyzed the following documents from MCSO:

1. Annual Comprehensive Financial Reports FY2021
2. General Manual of Operations
3. Information available through MCTX.Org for MCSO:
 - a. Strategic Plan 2019-2022 Update
 - b. Divisions
4. Jail Division Policy and Procedure Manual
5. Montgomery County Policies and Procedures
6. MCSO Organizational Chart
7. Previous compliance audits
8. MCSO Policies and Procedures
 - a. Alarms
 - b. TCJS Commissary Plan
 - c. Estray (i.e., Livestock)
 - d. Transport

In addition to the documents noted above, Audit reviewed Texas statutes and Local Government Codes applicable to MCSO.

The opening conference included the MCSO Director of Finance, the Assistant Finance Administrator, and the Internal Audit Risk Assessment team. Audit provided an initial meeting packet that included a high-level explanation of the risk assessment process, the general reporting process, and a timeline of the risk assessment project from beginning to end. The MCSO Chief Deputy met separately with Audit to complete the risk assessment.

Identification of Business Process, Risks and Controls

Business Process

A business process can be defined as a group of interrelated activities or tasks that are initiated to accomplish a specific organizational goal. In the context of a risk assessment, business processes include the basic activities used to support operations. Business processes were identified from statutes, local government codes, available policies and procedures, and discussions. Audit consulted auditing standards for internal and governmental auditors, as well as technical guidance for implementing risk assessments, as needed.

Risks and Controls

Inherent risks are those risks that exist in the absence of any actions management might take to mitigate either the risk's probability or impact. The potential risks and mitigating controls of each business process were identified with a focus on "*what could go wrong in the absence of a control*" resulting in either the failure to meet objectives or in a loss of County funds. Although Audit reviewed controls for reasonableness, the controls were not audited or otherwise validated through audit procedures. Because management control is not a factor in determining the level of inherent risk, a high degree of inherent risk does not indicate poor management or the absence of controls.

The MCSO duties and responsibilities include, but are not limited to, serving as a licensed peace officer and responsible for enforcing the criminal laws of the state, managing and operating the county jail, providing security for the courts, serving warrants and civil papers, and regulating bail bondsmen in counties with no bail bond board.¹ The specific duties and responsibilities are arranged according to seven business processes identified during the risk assessment: Alarms, Estray, Fees, Compensation, and Financial Transactions, Fiscal Operations, Law Enforcement and Judicial Policy, Personnel Duties, and Service of Process and Notices. The following provides the results of the inherent risks:

- **Alarms:** The general responsibility to propose rules and implementation, regulate the incidence of and response to false alarms, establish application procedures for renewal and revocation (including violation notices and hearings), and establish fees. The following chart identifies the sub-processes and the associated inherent risks:

| | |
|---|-----|
| Fines Enforcement and Penalties Registration Required, Application Fees, Transferability, and False Statements | Low |
|---|-----|

Note: Beginning in December 2021, MCSO outsourced false alarm management to an independent contractor (to include billing/invoicing, reporting, collections, fees, fines, etc.). The term of the outsourced contract includes four automatic one-year extensions through to 12/2026.

¹ Texas Association of Counties, "About Texas County Officials": <https://www.county.org/About-Texas-Counties/About-Texas-County-Officials/Texas-County-Sheriff>

- **Estray:** The duties and responsibilities for dealing with the presence of lost, loose, and dangerous livestock. The following chart identifies the sub-processes and the associated inherent risks:

| | |
|--|-----|
| Discovery of Estray; Notice Amount of Redemption Payment MCSO Livestock Web Page Notice of Impoundment of Estray Impound Fees MCSO Field Policy and Procedure Manual (Fees Collected) | Low |
|--|-----|

- **Fees, Compensation, and Financial Transactions:** Duties and responsibilities related to the collection of fees, keeping accounts of the financial transactions of the office, and the provisions and expenses of the office. The following chart identifies the sub-processes and the associated inherent risks:

| | |
|---|--------|
| Report to Commissioners Court at Regular Term by Officer Who Collects Fines, Judgments, or Jury Fees Longevity Pay for Commissioned Deputies and County Jailers Posting of Fees Required Reimbursement Fees for Services of Peace Officers | Low |
| Sheriff's Petty Cash Fund General Requirements Applicable to Reports Time for Making Deposits County Commission Fee Keefe Payment Commissary Operation by Sheriff or Private Vendor | Medium |

- **Fiscal Operations:** General revenue and expenditure measures. The following chart identifies the sub-processes and the associated inherent risks:

| | |
|--|-----|
| Inventory (A) Vault/Safe Unauthorized Procurement Card Use Inventory (B) Purchases | Low |
|--|-----|

- **Law Enforcement and Judicial Policy:** Certain judicial responsibilities as related to law enforcement activities and measures. The following chart identifies the sub-processes and the associated inherent risks:

| | |
|--|--------|
| Guards; Penalty Transportation of Inmates Commencement of Sentence; Status During Appeal; Pen Packet Death in Custody (A) Death in Custody (B) Screening and Treatment for Tuberculosis in Jails and Other Correctional Facilities – Follow Up Evaluations Texas Commission on Jail Standards – Inmate Commissary Plan Property Report | Low |
| Commissary Operation by Sheriff or Private Vendor Good Conduct | Medium |
| Sheriff (i.e., supervision and control) | High |

- **Personnel Duties:** General duties and responsibilities related to county personnel. The following chart identifies the sub-processes and the associated inherent risks:

| | |
|--|-----|
| Deputies Guards Penalty County Police Force in Counties of 210,000 or More | Low |
|--|-----|

- **Service of Process and Notices:** County Sheriff serves a variety of judicial process and notices, provides for their return, and collects fees for such services. The following chart identifies the sub-processes and the associated inherent risks:

| | |
|---------|-----|
| Process | Low |
|---------|-----|

The MCSO was very engaging and dedicated to improving all aspects of their processes.

Inherent Risk Rating

With the cooperation of MCSO, Audit evaluated the associated risks for each business process by rating the risks based on likelihood and impact. Likelihood is the probability the risk will occur, whereas impact is the severity of consequences resulting from a breakdown in the process and/or controls if the risk were to occur. When evaluating impact, risk factors included the Operations (effectiveness and efficiency) and Compliance (laws and regulations).

Risk likelihood was rated on a five-level scale from very low (remote) to very high and risk impact was rated on a five-level scale from insignificant to catastrophic. The resulting scores were then used to determine the inherent risk ratings for each business process using our Risk Rating Matrix below:

Risk Rating Matrix

| | | | | | | |
|--------------------|--------------------------|------------------------|----------------|---------------------|-----------------|----------------------|
| Risk Impact | Catastrophic (E) | Medium risk | High risk | Catastrophic | Catastrophic | Catastrophic |
| | Major (D) | Medium risk | Medium risk | High risk | Catastrophic | Catastrophic |
| | Significant (C) | Low risk | Medium risk | Medium risk | High risk | Catastrophic |
| | Minor (B) | Low risk | Low risk | Medium risk | Medium risk | High risk |
| | Insignificant (A) | Low risk | Low risk | Low risk | Low risk | Medium risk |
| | | Very Low (1) | Low (2) | Moderate (3) | High (4) | Very High (5) |
| | | Risk Likelihood | | | | |

Inherent Risk is the sum of Likelihood and Impact and represents the risk that an activity would pose if no controls were in place. Using Audit's Risk Rating Matrix, the inherent risk for each business process was rated on a four-level scale as follows:

| Inherent Risk Rating | Description |
|----------------------|--|
| Low | The risk of loss is remote, or if a loss were to occur it would have no impact on the department and/or County |
| Medium | There is an average risk of loss. If a loss were to occur it would likely have a moderate impact on the department and/or County |
| High | The activity could potentially result in a significant loss to the department and/or County. However, the resulting loss, while significant, would not threaten the County in the long term. |
| Extreme | The activity could lead to significant and harmful loss to the department and/or County |

Summary of Results

To provide visibility into the business processes which pose the greatest risk to MCSO, the following graph depicts the results:

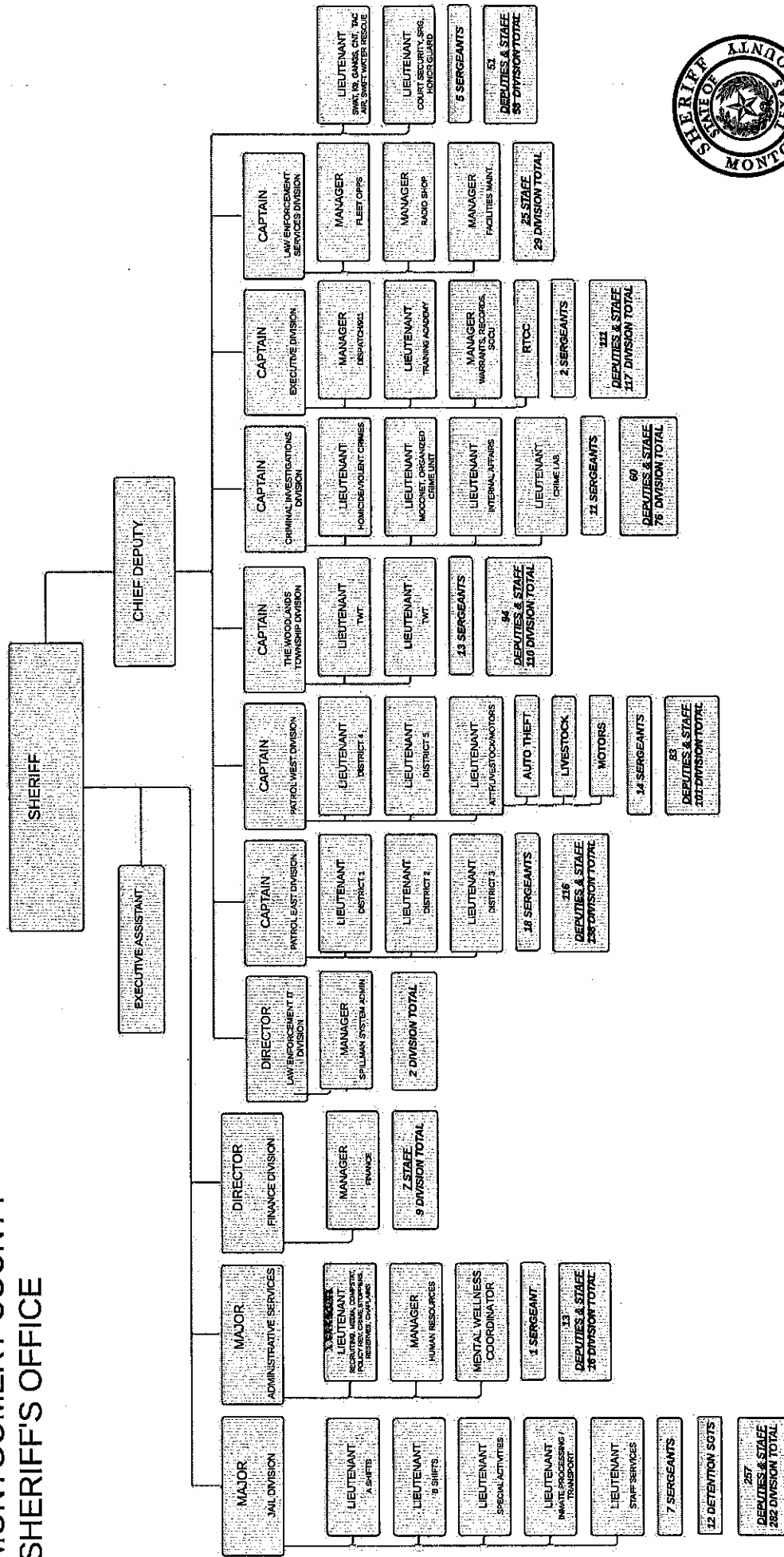
| Inherent Risk of Control Failure | | | |
|--|-----|--------|------|
| Business Process | Low | Medium | High |
| Alarms | | | |
| Estray | | | |
| Fees, Compensation, and Financial Transactions | | | |
| Fiscal Operations | | | |
| Law Enforcement and Judicial Policy | | | |
| Personnel Duties | | | |
| Service of Process and Notices | | | |

| | |
|------------------------------------|------------|
| MCSO Inherent Risk Average: | Low |
|------------------------------------|------------|

Overall, there is a low risk level of control failure present. Additionally, MCSO is routinely examined in accordance with applicable federal and state requirements as well as local rules and regulations.

Because management control is not a factor in determining the level of inherent risk, a high degree of inherent risk does not indicate poor management or the absence of controls. Assessing the risk level is a method to help management focus their efforts on identifying and mitigating the highest risk areas. A formal audit plan will be developed in the future and will address the risk levels from the initial Risk Assessment. The audit plan will include testing the higher risk areas noted within this report in order to gain assurance of efficient and effective mitigating controls.

MONTGOMERY COUNTY SHERIFF'S OFFICE



Montgomery County Utilities Usage/Billing ¹
Year 2022

| MONTH | TYPE | CONSUMPTION | COST |
|---------------------|--------------|-------------|--------------|
| January 2022 | Gas Mcf | 2,389 | \$19,192.69 |
| | Water Gal | 3,448,883 | \$51,521.32 |
| | Electric kWh | 2,521,423 | \$267,826.89 |

| MONTH | TYPE | CONSUMPTION | COST |
|----------------------|--------------|-------------|--------------|
| February 2022 | Gas Mcf | 2,201 | \$23,944.88 |
| | Water Gal | 4,260,506 | \$60,147.57 |
| | Electric kWh | 2,598,987 | \$280,167.03 |

| MONTH | TYPE | CONSUMPTION | COST |
|-------------------|--------------|-------------|--------------|
| March 2022 | Gas Mcf | 1,819 | \$14,518.42 |
| | Water Gal | 4,044,930 | \$57,011.45 |
| | Electric kWh | 1,922,420 | \$230,954.95 |

| MONTH | TYPE | CONSUMPTION | COST |
|-------------------|--------------|-------------|--------------|
| April 2022 | Gas Mcf | 1,121 | \$10,456.63 |
| | Water Gal | 5,281,166 | \$68,624.91 |
| | Electric kWh | 2,542,534 | \$277,794.04 |

Notes:

¹ GC §2265.001: Recording and Reporting of Electricity, Water, and Natural Gas Consumption.

Source: Energy Coordinator, MCTX

Data Request for FHWA 536 Local Highway Finance

| | | | |
|--|--|----------------------------|--|
| Please VIEW THE INSTRUCTIONS on how to fill out this form. | | | |
| This Information From The Records Of: | | Year Ending (mm/yy): 09 21 | |
| Enter city... | | Prepared By: Amber Hilster | |
| Or | | | |
| Montgomery County | | | |
| Confirm City/County did not incur Road & Bridge revenues or expenditures during FY 2021. | | | |
| I. Disposition of Highway-user Revenues Available for Local Governments | | | |
| D. Receipts from Federal Highway Administration | | | |
| 1. Total receipts available | | 0 | |
| 4. Minus amount used for mass transit | | 0 | |
| II. Receipts for Road and Street Purposes | | | |
| A. Receipts from local government sources | | | |
| 2. General fund appropriations | | 0 | |
| 3. Other local imposts | | | |
| a. Property Taxes and Assessments | | 31,189,889 | |
| b. Other local imposts: | | | |
| 1. Sales Taxes | | 0 | |
| 2. Street User/Roadway Impact fees | | 0 | |
| 3. Franchise Fees/Taxes | | 0 | |
| 4. Oil & Gas Royalties | | 0 | |
| 5. Other | | 0 | |
| 4. Miscellaneous local receipts: | | | |
| a. Interest on Investments | | 51,363 | |
| b. Rents, Sales & Refunds | | 131,587 | |
| c. Traffic Fines & Penalties | | 1,048,693 | |
| d. Licenses & Permits/Motor Vehicle Registration | | 6,257,678 | |
| e. Charges for Services | | 2,959,269 | |
| f. Local Intergovernmental transfers | | 9,588,692 | |
| g. Contract reimburse | | 1,021,814 | |
| h. Other | | 150,446 | |
| 5. Transfers from toll facilities | | 0 | |
| 6. Proceeds of sale of bonds and notes: | | | |
| a. Bonds - Original Issues | | 0 | |
| b. Bonds - Refunding Issues | | 0 | |
| c. Notes | | 0 | |
| B. Private Contributions | | 0 | |
| C. Receipts from State government | | | |

| | | | |
|---|--|---------------------|----------------------|
| 2. State general funds | | 0 | |
| 3. Other State funds: | | | |
| a. State bond proceeds | | 0 | |
| b. TxDOT | | 0 | |
| c. Lateral Road funds | | 139,843 | |
| d. Gross Weight & Axle fees | | 179,743 | |
| e. Other | | 0 | |
| | | | |
| D. Receipts from Federal Government | | | |
| 1. Federal Highway Administration | | | |
| 2. Other Federal agencies | | | |
| a. Forest Service | | 21,162 | |
| b. FEMA | | 0 | |
| c. NHTSA | | 0 | |
| d. FTA | | 0 | |
| e. HUD | | 176,979 | |
| f. Other | | 0 | |
| | | | |
| III. Expenditures for Road and Street Purposes | | | |
| A. Local highway expenditures | | | |
| 1. Capital outlay | | | |
| | | On National Highway | Off National Highway |
| a. Right-Of-Way | | 0 | 2,078,509 |
| b. Engineering | | 0 | 0 |
| c. Construction: | | | |
| (1). New Facilities | | 0 | |
| (2). Capacity Improvements | | 8,683,235 | |
| (3). System Preservation | | 24,281,959 | |
| (4). System Enhancement and Operation | | 0 | |
| (5). Total Construction | | 32,965,194 | 0 |
| | | | |
| 2. Maintenance: | | | 13,292,247 |
| 3. Road and street services: | | | |
| a. Traffic control operations | | | 1,423,146 |
| b. Snow and ice removal | | | 0 |
| c. Other | | | 0 |
| 4. General administration & miscellaneous | | | 19,037,265 |
| 5. Highway law enforcement and safety | | | 0 |
| B. Debt service on local obligations: | | | |
| 1. Bonds: | | | |
| a. Interest | | | 0 |
| b. Redemption | | | 0 |
| 2. Notes: | | | |
| a. Interest | | | 0 |
| b. Redemption | | | 0 |
| C. Payments to State for highways | | | 0 |
| D. Payments to toll facilities | | | 0 |

| IV. Local Highway Debt Status | | | | |
|---------------------------------------|--------------------------------------|---------------|-------------|--------------|
| (Show all entries at par) | | | | |
| | Opening Debt | Amount Issued | Redemptions | Closing Debt |
| A. Bonds (Total) | 254,970,000 | 0 | 4,320,000 | 250,650,000 |
| 1. Bonds (Refunding Portion) | | 0 | 0 | |
| B. Notes (Total) | 0 | 0 | 0 | |
| | | | | |
| <input type="button" value="Submit"/> | <input type="button" value="Clear"/> | | | |

Data Request for FHWA 536 Local Highway Finance

Thank you for your feedback. We will route the information you provided to the appropriate department. If a response is warranted, a TxDOT representative will get back to you as soon as possible.