

Pasco County, FL

The National Community Survey

Report of Results
2021

Report by:



Visit us online!
www.polco.us

About The NCS™

The National Community Survey™ (The NCS™) report is about the “livability” of Pasco County. A livable community is a place that is not simply habitable, but that is desirable. It is not only where people do live, but where they want to live. The survey was developed by the experts from National Research Center at Polco.

Great communities are partnerships of the government, private sector, community-based organizations and residents, all geographically connected. The NCS captures residents’ opinions considering ten central facets of a community:

- Economy
- Mobility
- Community Design
- Utilities
- Safety
- Natural Environment
- Parks and Recreation
- Health and Wellness
- Education, Arts, and Culture
- Inclusivity and Engagement

The report provides the opinions of a representative sample of 363 residents of Pasco County collected from November 10th, 2021 to December 31st, 2021. The margin of error around any reported percentage is 5% for all respondents and the response rate for the 2021 survey was 12%. Survey results were weighted so that the demographic profile of respondents was representative of the demographic profile of adults in Pasco County.



How the results are reported

For the most part, the percentages presented in the following tabs represent the “percent positive.” Most commonly, the percent positive is the combination of the top two most positive response options (i.e., excellent/good, very safe/somewhat safe, etc.). On many of the questions in the survey respondents may answer “don’t know.” The proportion of respondents giving this reply is shown in the full set of responses included in the tab “Complete data.” However, these responses have been removed from the analyses presented in most of the tabs. In other words, the tables and graphs display the responses from respondents who had an opinion about a specific item.

Comparisons to benchmarks

NRC’s database of comparative resident opinion is comprised of resident perspectives gathered in surveys from over 600 communities whose residents evaluated the same kinds of topics on The National Community Survey. The comparison evaluations are from the most recent survey completed in each community in the last five years. NRC adds the latest results quickly upon survey completion, keeping the benchmark data fresh and relevant. The communities in the database represent a wide geographic and population range. In each tab, Pasco County’s results are noted as being “higher” than the benchmark, “lower” than the benchmark, or “similar” to the benchmark, meaning that the average rating given by Pasco County residents is statistically similar to or different (greater or lesser) than the benchmark. Being rated as “higher” or “lower” than the benchmark means that Pasco County’s average rating for a particular item was more than 10 points different than the benchmark. If a rating was “much higher” or “much lower,” then Pasco County’s average rating was more than 20 points different when compared to the benchmark.

The survey was administered during the COVID-19 pandemic, a time of challenge for many local governments. While we provide comparisons to national benchmarks, it is important to note that much of the benchmark data was collected prior to the pandemic. This may impact how your County’s 2021 ratings compare to other communities’ ratings from the past five years.

Trends over time

Trend data for Pasco County represent important comparison data and should be examined for improvements or declines*. Deviations from stable trends over time represent opportunities for understanding how local policies, programs, or public information may have affected residents' opinions. Changes between survey years have been noted with an arrow and the percent difference. If the difference is greater than eight percentage points between the 2020 and 2021 surveys, the change is statistically significant.

* In 2020, The NCS survey was updated to include new and refreshed items. Consequently, some of the trends may be impacted due to wording modifications that could have potentially altered the meaning of the item for the respondent.

Methods

Selecting survey recipients

All households within Pasco County were eligible to participate in the survey. A list of all households within the zip codes serving Pasco County was purchased from Go-Dog Direct based on updated listings from the United States Postal Service. Since some of the zip codes that serve Pasco County households may also serve addresses that lie outside of the community, the exact geographic location of each housing unit was compared to community boundaries using the most current municipal boundary file. Addresses located outside of Pasco County boundaries were removed from the list of potential households to survey. Each address identified as being within county boundaries was further identified as being within one of the five areas. From that list, addresses were randomly selected as survey recipients, with multi-family housing units (defined as those with a unit number) sampled at a rate of 5:3 compared to single family housing units.

An individual within each household was selected using the birthday method. The birthday method selects a person within the household by asking the “person whose birthday has most recently passed” to complete the questionnaire. The underlying assumption in this method is that day of birth has no relationship to the way people respond to surveys. This instruction was contained in the introduction of the survey.

Conducting the survey

The 3,200 randomly selected households received mailings beginning on November 10th, 2021 and the survey remained open for 7 weeks. For 1,700 households, the first mailing was a postcard inviting the household to participate in the survey. The next mailing contained a cover letter with instructions, the survey questionnaire, and a postage-paid return envelope. The final mailing contained a reminder letter, another survey, and a postage-paid return envelope. For the remaining 1,500 households, the first mailing was a postcard inviting the household to participate, followed one week later by a reminder postcard. All mailings included a web link to give residents the opportunity to respond to the survey online. All follow-up mailings asked those who had not completed the survey to do so and those who had already done so to refrain from completing the survey again.

About 5% of the 3,200 mailed invitations or surveys were returned because the household address was vacant or the postal service was unable to deliver the survey as addressed. Of the remaining 3,038 households that received the invitations to participate, 363 completed the survey, providing an overall response rate of 12%. The response rate was calculated using AAPOR’s response rate #2* for mailed surveys of unnamed persons.

It is customary to describe the precision of estimates made from surveys by a “level of confidence” and accompanying “confidence interval” (or margin of error). A traditional level of confidence, and the one used here, is 95%. The 95% confidence interval can be any size and quantifies the sampling error or imprecision of the survey results because some residents’ opinions are relied on to estimate all residents’ opinions. The margin of error for the Pasco County survey is no greater than plus or minus 5 percentage points around any given percent reported for all respondents (363 completed surveys).

Analyzing the data

Responses from mailed surveys were entered into an electronic dataset using a “key and verify” method, where all responses are entered twice and compared to each other. Any discrepancies were resolved in comparison to the original survey form. Range checks as well as other forms of quality control were also performed. Responses from surveys completed on Polco were downloaded and merged with the mailed survey responses.

The demographics of the survey respondents were compared to those found in the 2010 Census and 2019 American Community Survey estimates for adults in Pasco County. The primary objective of weighting survey data is to make the survey respondents reflective of the larger population of the community. The characteristics used for weighting were age, sex, race, Hispanic origin, housing type, housing tenure, and area. No adjustments were made for design effects. Weights were calculated using an iterative, multiplicative raking model known as the ANES Weighting Algorithm.* The results of the weighting scheme for the probability sample are presented in the following table.

NRC aligns demographic labels with those used by the U.S. Census for reporting purposes, when possible. Some categories (e.g., age, race/Hispanic origin, housing type, and length of residency) are combined into smaller subgroups.

		Unweighted	Weighted	Target*
Age	18-34	3%	15%	23%
	35-54	22%	34%	32%
	55+	75%	50%	45%
Area	Area 1	18%	18%	20%
	Area 2	21%	19%	20%
	Area 3	21%	19%	20%
	Area 4	19%	22%	20%
	Area 5	21%	21%	20%
Hispanic origin	No, not Spanish, Hispanic, or Latino	93%	86%	86%
	Spanish, Hispanic, or Latino	7%	14%	14%
Housing tenure	Own	83%	72%	72%
	Rent	17%	28%	28%
Housing type	Attached	20%	37%	37%
	Detached	80%	63%	63%
Race & Hispanic origin	Not white alone	47%	21%	23%
	White alone, not Hispanic or Latino	53%	79%	77%
Sex	Female	52%	52%	52%
	Male	48%	48%	48%
Sex/age	Female 18-34	1%	7%	11%
	Female 35-54	11%	18%	16%
	Female 55+	40%	27%	24%
	Male 18-34	1%	7%	11%
	Male 35-54	11%	17%	16%
	Male 55+	35%	23%	21%

The survey datasets were analyzed using all or some of a combination of the Statistical Package for the Social Sciences (SPSS), R, Python and Tableau. For the most part, the percentages presented in the reports represent the “percent positive.” The percent positive is the combination of the top two most positive response options (i.e., excellent/good, very safe/somewhat safe, essential/very important, etc.), or, in the case of resident behaviors/participation, the percent positive represents the proportion of respondents indicating “yes” or participating in an activity at least once a month.

On many of the questions in the survey respondents may answer “don’t know.” The proportion of respondents giving this reply is shown in the full set of responses included in the tab “Complete data”. However, these responses have been removed from the analyses presented in the reports. In other words, the tables and graphs display the responses from respondents who had an opinion about a specific item.

Contact

Pasco County funded this research. Please contact Marc Bellas of Pasco County at mbellas@pascocountyfl.net if you have any questions about the survey.

Survey Validity

See the Polco Knowledge Base article on survey validity at <https://info.polco.us/knowledge/statistical-vali>

* See AAPOR’s Standard Definitions for more information at

<https://www.aapor.org/Publications-Media/AAPOR-Journals/Standard-Definitions.aspx>

* Pasek, J. (2010). ANES Weighting Algorithm. Retrieved from

<https://web.stanford.edu/group/iriss/cgi-bin/anesrake/resources/RakingDescription.pdf>

* Targets come from the 2010 Census and 2019 American Community Survey

Highlights

Residents generally feel safe in the community and prioritize this aspect of community livability.

About 9 in 10 residents indicated that the overall feeling of safety was essential or very important for the community to focus on in the future. A similar percentage of respondents reported feeling safe in their neighborhood and in Pasco County's downtown/commercial area during the day. Roughly 7 in 10 felt very or somewhat safe from both property crime and violent crime, on par with comparison communities nationwide, and slightly fewer (about 60%) favorably rated the overall feeling of safety in Pasco County; although the latter fell below the benchmark comparisons, that rating has remained stable over time. A high proportion of residents (82%) also reported feeling very or somewhat safe from fire, flood, or other natural disaster, slightly higher than in 2020. Survey participants' reviews of safety services in the county remained positive and held steady from previous survey iterations. Fire services and ambulance or emergency medical services received favorable ratings from at least 8 in 10 residents, and police/sheriff services and fire prevention and education were rated positively by 7 in 10. All of these services were on par with other benchmark communities across the nation.

Ratings for Pasco County's governance generally remain strong and stable from prior results.

For the most part, residents' evaluations of the County's governance held steady from the previous survey iteration. About three-quarters offered excellent or good reviews of the overall customer service by Pasco County employees, and at least half of respondents positively rated the value of services for taxes paid to the County, the overall direction that Pasco County is taking, and the quality of the County's public information services. These were all on par with national and custom benchmark comparison communities, as well as with results from Pasco County's previous survey iterations. However, positive reviews for a few items related to the county's leadership declined slightly this year. While still similar to the benchmarks, ratings for local government being honest, being open and transparent to the public, and informing residents about issues facing the community all were lower than in 2020.

On par with both benchmark comparisons and prior years' results, about 6 in 10 respondents gave high marks to the quality of services provided by the County. In a series of questions unique to Pasco County this year, residents were asked to evaluate a few additional aspects of government performance. About 6 in 10 gave the County positive scores for carrying out its mission of "serving our community to create a better future." When provided a list of Pasco County's 2022-2025 Strategic Plan focus areas, at least half of respondents provided excellent or good baseline reviews for the County governments' performance thus far in each area. In addition, residents were asked to consider their experience in Pasco County in relation to other Florida counties in which they've lived (if applicable). Of those who had lived in another Florida county within the past 10 years, about half rated the overall quality of life in Pasco County as much better or somewhat better, and about 4 in 10 did the same for the overall services provided by Pasco County.

Although residents appreciate the County's parks and recreation opportunities, additional focus on the natural environment may be needed.

All survey items related to Pasco County's parks and recreational offerings received high marks from the majority of residents. Over 50% of residents gave favorable reviews to the recreational opportunities, fitness opportunities, and availability of paths and walking trails in the county. Three-quarters were pleased with the overall quality of parks and recreation opportunities in general. When compared to scores from previous years, positive ratings for County parks (79%), recreation programs or classes (69%), and recreation centers or facilities (68%) all increased significantly this year.

In contrast, assessments of Pasco County's natural environment tended to receive lower scores than in benchmark communities. While water resources and air quality received positive reviews similar to peer comparison communities, the overall quality of the natural environment (66%) and cleanliness of the community (56%) fell below the national averages but were similar to prior years' results. A few items in this facet of livability scored below national averages and also declined from the previous survey; only about half of residents favorably rated the county's recycling and yard waste pick-up, and slightly fewer offered excellent or good evaluations of the preservation of natural areas (48%) and Pasco County open space (43%). These areas may provide an opportunity for additional consideration and growth in the coming years.

Residents value many aspects of Pasco County's economy and continue to emphasize its importance.

Two-thirds of survey respondents gave positive marks to the overall quality of business and service establishments, the variety of those establishments, and shopping opportunities in the county. The overall economic health of Pasco County maintained its high rating from 2020, with 57% of residents rating it as excellent or good this year. Residents' assessments of the vibrancy of the county's downtown/commercial area (59%) and employment opportunities (47%) both increased by more than 10% from the previous survey. About half of respondents favorably reviewed the cost of living and economic development in Pasco County, on par with national and custom benchmark comparisons. Residents also continue to prioritize this facet of livability, with about 93% of community members rating it essential or very important for the County to focus on the overall economic health of Pasco County in the coming two years.

Facets of livability

Resident perceptions of quality and importance for each of the facets of community livability provide an overview of community strengths and challenges that are useful for planning, budgeting and performance evaluation.

The charts below show the proportion of residents who rated the community facets positively for quality and the priority (importance) placed on each. Also displayed is whether local ratings were lower, similar, or higher than communities across the country (the national benchmark).

Please rate each of the following characteristics as they relate to Pasco County as a whole.
(% excellent or good)



Please rate how important, if at all, you think it is for the Pasco County COMMUNITY to focus on each of the following in the coming two years.

(% essential or very important)



* Comparison to the national benchmark is shown. If no comparison is available, this is left blank.

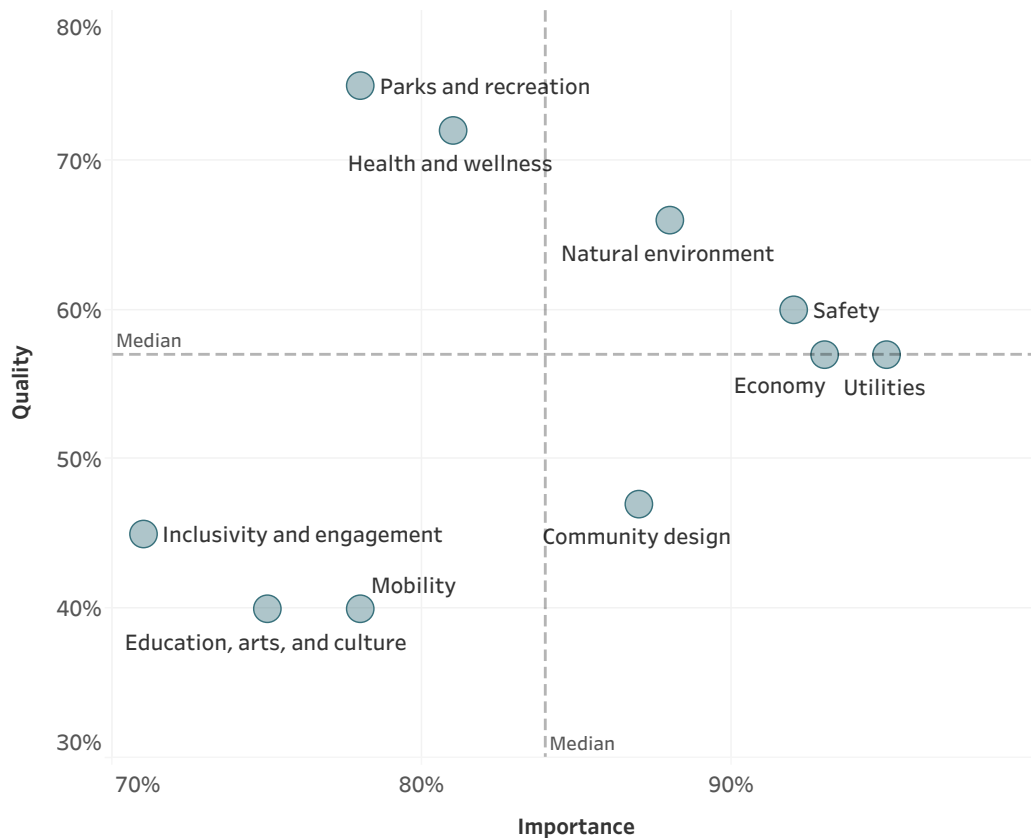
Balancing performance and importance

Every jurisdiction must balance limited resources while meeting resident needs and striving to optimize community livability. To this end, it is helpful to know what aspects of the community are most important to residents and which they perceive as being of higher or lower quality. It is especially helpful to know when a facet of livability is considered of high importance but rated as lower quality, as this should be a top priority to address.

To help guide County staff and officials with decisions on future resource allocation, resident ratings of the importance of services were compared to their ratings of the quality of these services. To identify the services perceived by residents to have relatively lower quality at the same time as relatively higher importance, all services were ranked from highest perceived quality to lowest perceived quality and from highest perceived importance to lowest perceived importance. Some services were in the top half of both lists (higher quality and higher importance); some were in the top half of one list but the bottom half of the other (higher quality and lower importance or lower quality and higher importance); and some services were in the bottom half of both lists.

Services receiving quality ratings of excellent or good by 57% or more of respondents were considered of “higher quality” and those with ratings lower than 57% were considered to be of “lower quality.” Services were classified as “more important” if they were rated as essential or very important by 84% or more of respondents. Services were rated as “less important” if they received a rating of less than 84%. This classification uses the median ratings for quality and importance to divide the services in half.

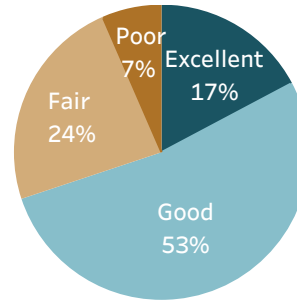
The quadrants in the figure below show which community facets were given higher or lower importance ratings (right-left) and which had higher or lower quality ratings (up-down). Facets of livability falling closer to a diagonal line from the lower left to the upper right are those where performance ratings are more commensurate with resident priorities. Facets scoring closest to the lower right hand corner of the matrix (higher in importance and lower in quality) are those that may warrant further investigation to see if changes to their delivery are necessary to improve their performance. This is the key part of this chart on which to focus. Facets falling in the top left hand corner of the chart (lower in importance but higher in quality) are areas where performance may outscore resident priorities, and may be a consideration for lower resource allocation.



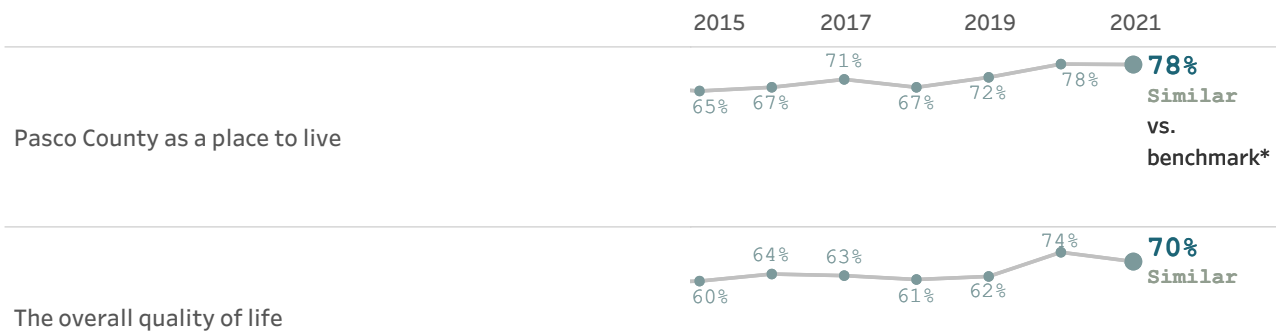
Quality of life

Measuring community livability starts with assessing the quality of life of those who live there, and ensuring that the community is attractive, accessible, and welcoming to all.

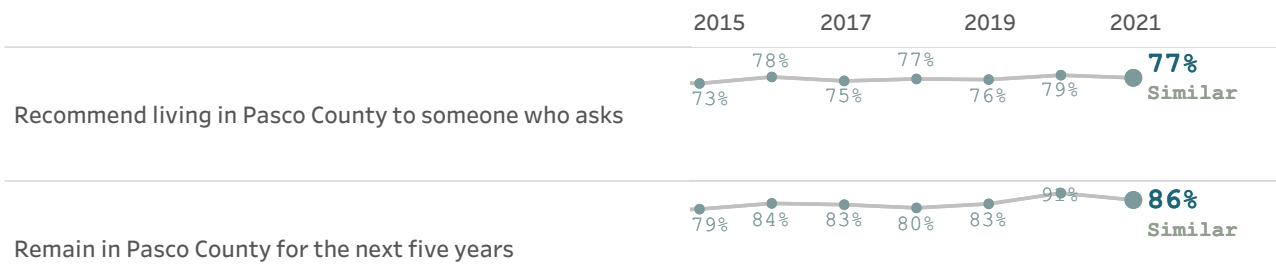
The overall quality of life in Pasco County, 2021



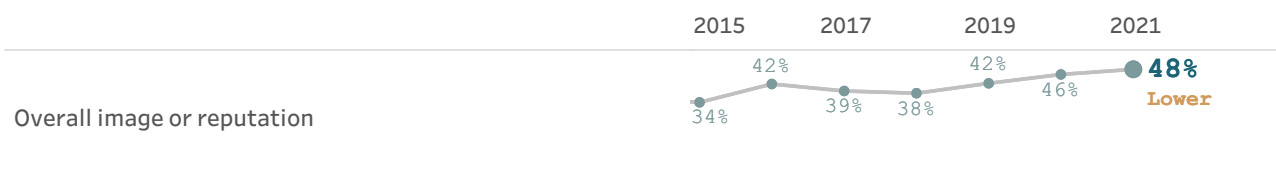
Please rate each of the following aspects of quality of life in Pasco County.
(% excellent or good)



Please indicate how likely or unlikely you are to do each of the following.
(% very or somewhat likely)



Please rate each of the following in the Pasco County community.
(% excellent or good)

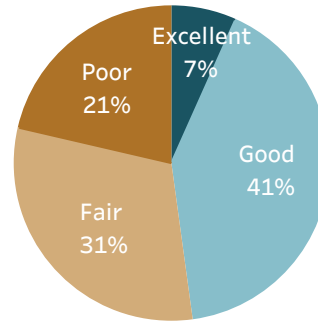


* Comparison to the national benchmark is shown. If no comparison is available, this is left blank.

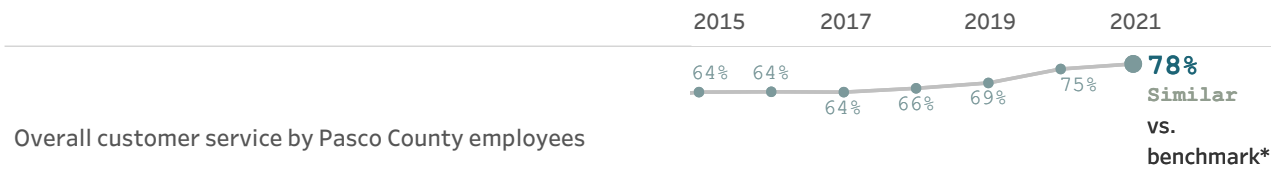
Governance

Strong local governments produce results that meet the needs of residents while making the best use of available resources, and are responsive to the present and future needs of the community as a whole.


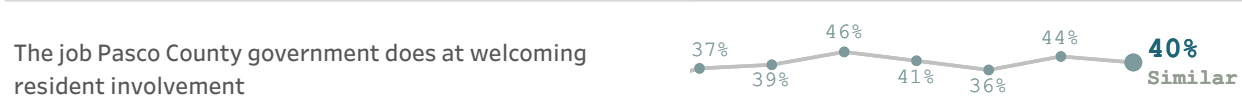
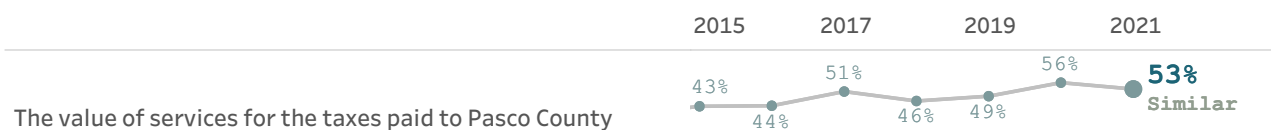
Overall confidence in Pasco County government, 2021



Please rate the quality of each of the following services in Pasco County.
(% excellent or good)




Please rate the following categories of Pasco County government performance.
(% excellent or good)





Overall, how would you rate the quality of the services provided by each of the following?
(% excellent or good)

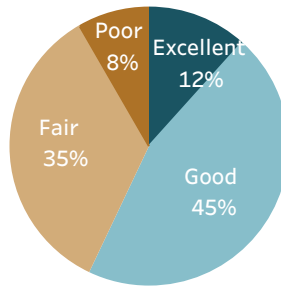


* Comparison to the national benchmark is shown. If no comparison is available, this is left blank.

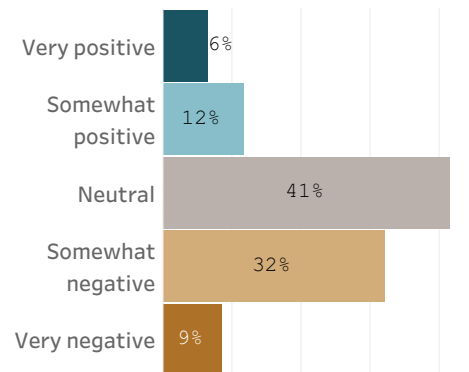
Economy

Local governments work together with private and nonprofit businesses, and with the community at large, to foster sustainable growth, create jobs, and promote a thriving local economy.


Overall economic health of Pasco County, 2021




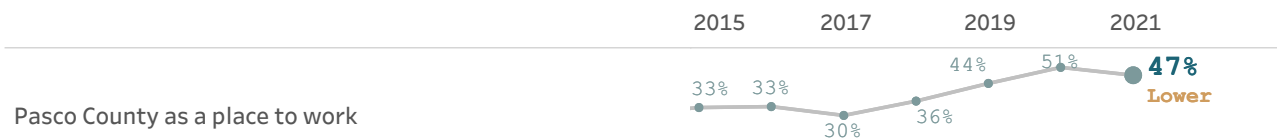
What impact, if any, do you think the economy will have on your family income in the next 6 months? Do you think the impact will be:




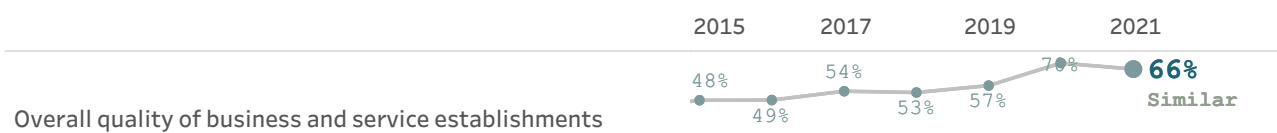
Please rate each of the following characteristics as they relate to Pasco County as a whole.
(% excellent or good)



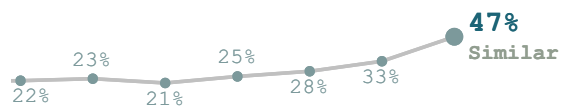
Please rate each of the following aspects of quality of life in Pasco County.
(% excellent or good)



Please rate each of the following in the Pasco County community.
(% excellent or good)



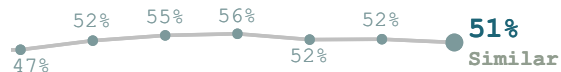
Employment opportunities



Shopping opportunities



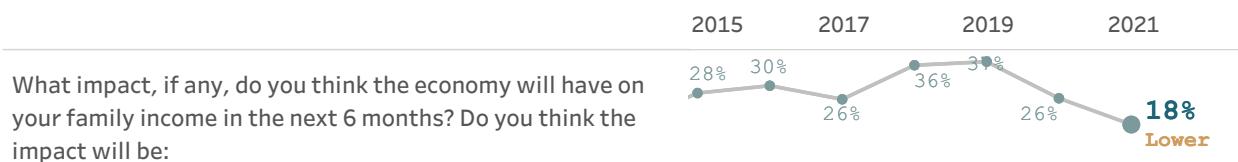
Cost of living



Please rate the quality of each of the following services in Pasco County.
(% excellent or good)



What impact, if any, do you think the economy will have on your family income in the next 6 months? Do you think the impact will be:
(% very or somewhat positive)

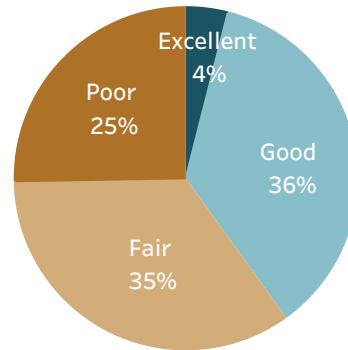


* Comparison to the national benchmark is shown. If no comparison is available, this is left blank.


Mobility

The ease with which residents can move about their communities, whether for commuting, leisure, or recreation, plays a major role in the quality of life for all who live, work, and play in the community.

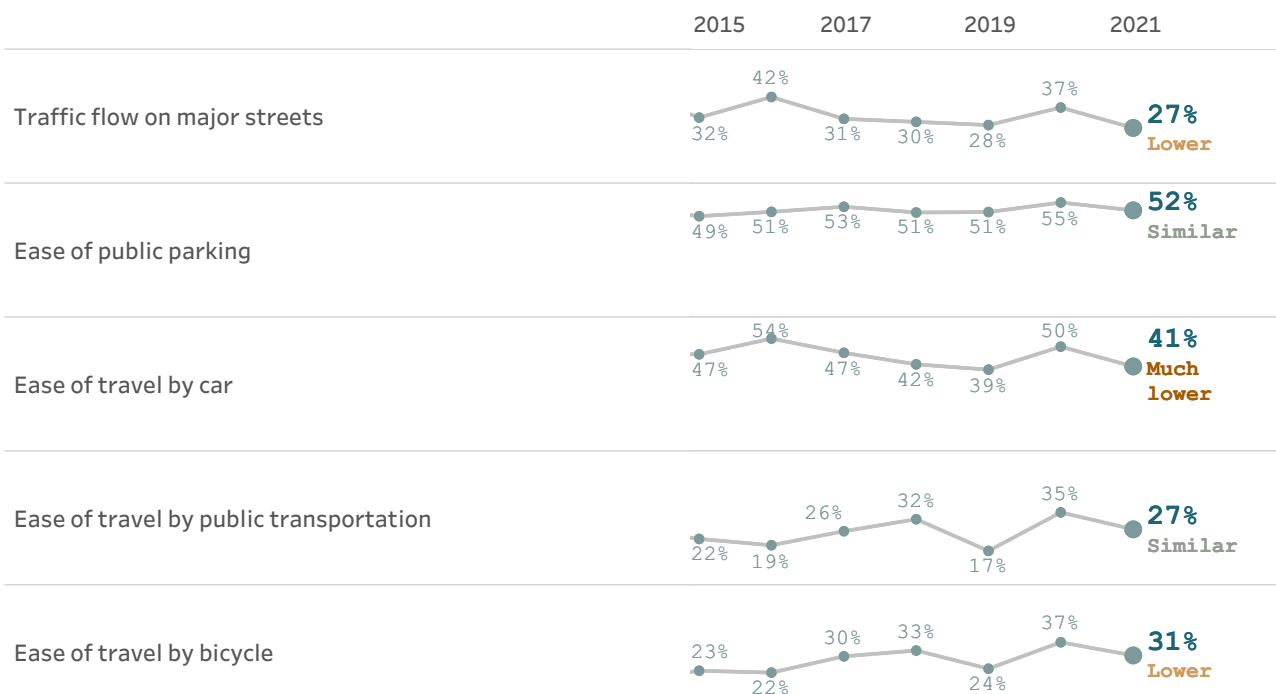
Overall quality of the transportation system in Pasco County, 2021



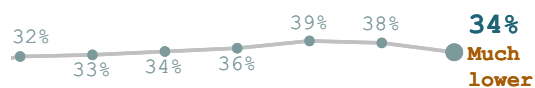
Please rate each of the following characteristics as they relate to Pasco County as a whole.
(% excellent or good)



Please also rate each of the following in the Pasco County community.
(% excellent or good)



Ease of walking



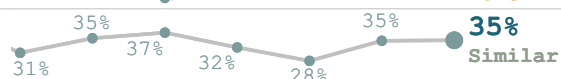
Please indicate whether or not you have done each of the following in the last 12 months.
(% yes)

2015 2017 2019 2021

Used public transportation instead of driving



Carpooled with other adults or children instead of driving alone



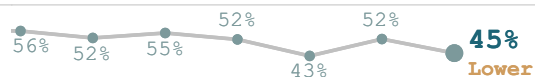
Walked or biked instead of driving



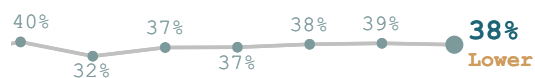
Please rate the quality of each of the following services in Pasco County.
(% excellent or good)

2015 2017 2019 2021

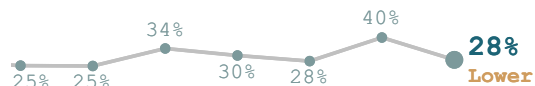
Traffic enforcement



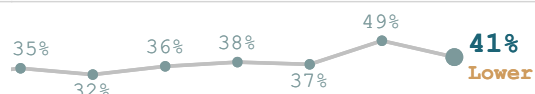
Traffic signal timing



Street repair



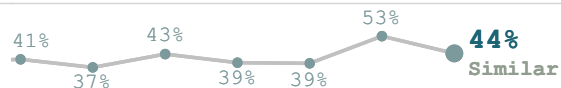
Street cleaning



Street lighting



Sidewalk maintenance



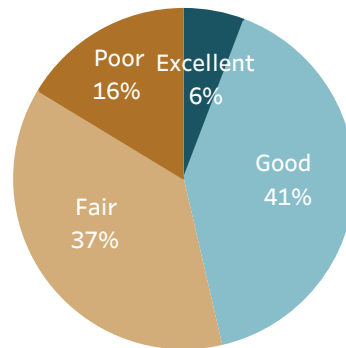
Bus or transit services



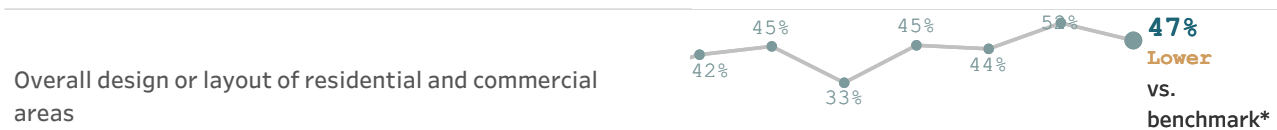
Overall design or layout of Pasco County's residential and commercial areas, 2021

Community design


A well-designed community enhances the quality of life for its residents by encouraging smart land use and zoning, ensuring that affordable housing is accessible to all, and providing access to parks and other green spaces.



Please rate each of the following characteristics as they relate to Pasco County as a whole.
(% excellent or good)



Please rate each of the following aspects of quality of life in Pasco County.
(% excellent or good)



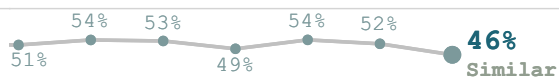
Please also rate each of the following in the Pasco County community.
(% excellent or good)



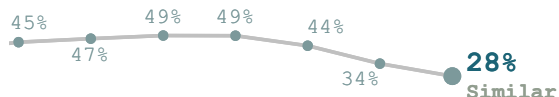
Public places where people want to spend time



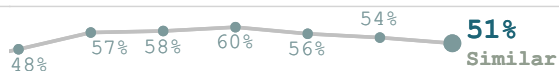
Variety of housing options



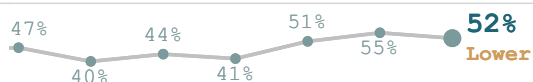
Availability of affordable quality housing



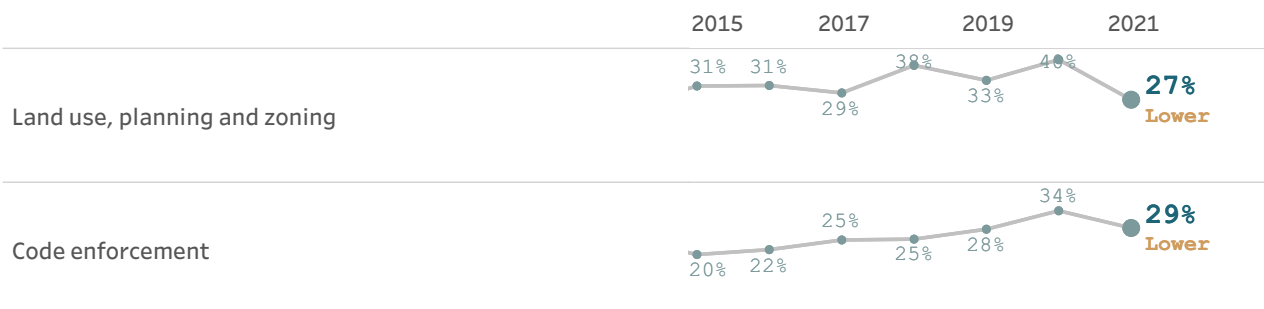
Overall quality of new development



Overall appearance



Please rate the quality of each of the following services in Pasco County.
(% excellent or good)

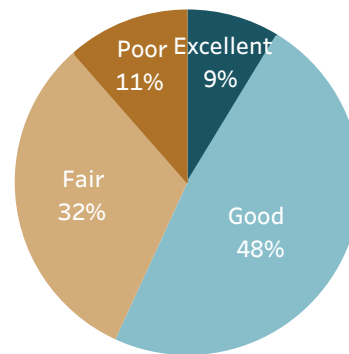


* Comparison to the national benchmark is shown. If no comparison is available, this is left blank.


Utilities

Services such as water, gas, electricity, and internet access play a vital role in ensuring the physical and economic health and well-being of the communities they serve.

Overall quality of the utility infrastructure in Pasco County, 2021



Please rate each of the following characteristics as they relate to Pasco County as a whole.
(% excellent or good)



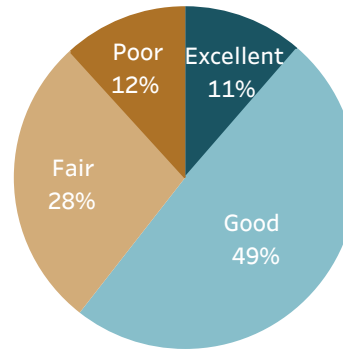
Please rate the quality of each of the following services in Pasco County.
(% excellent or good)



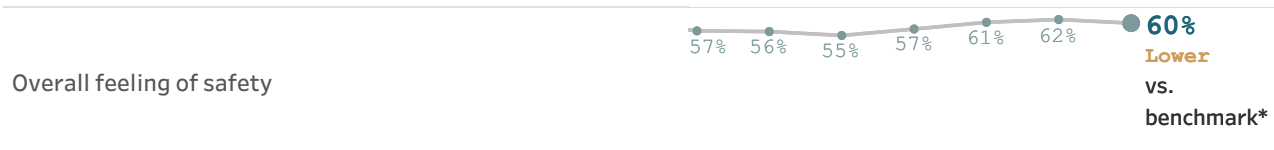
Safety

Public safety is often the most important task facing local governments. All residents should feel safe and secure in their neighborhoods and in the greater community, and providing robust safety-related services is essential to residents' quality of life.

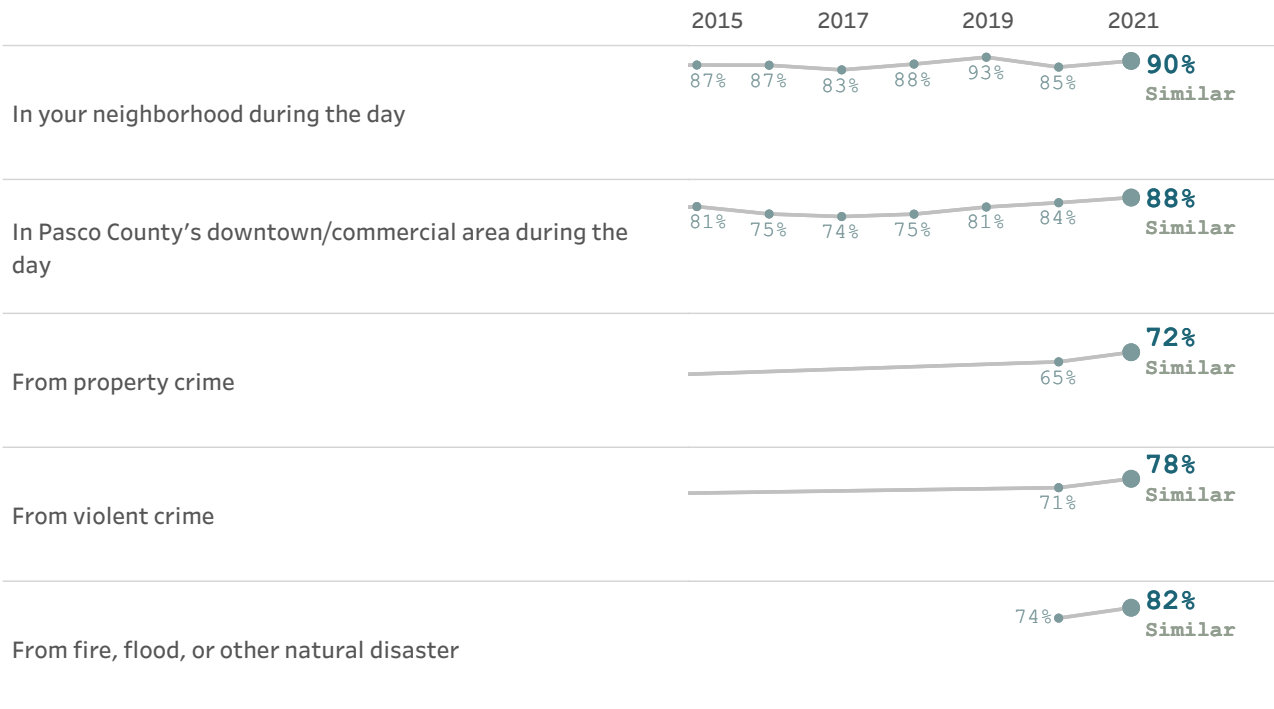
Overall feeling of safety in Pasco County, 2021



Please rate each of the following characteristics as they relate to Pasco County as a whole.
(% excellent or good)



Please rate how safe or unsafe you feel:
(% very or somewhat safe)

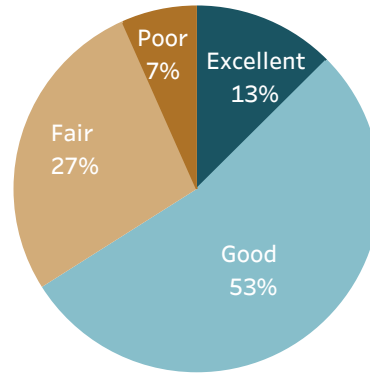


Please rate the quality of each of the following services in Pasco County.
 (% excellent or good)



* Comparison to the national benchmark is shown. If no comparison is available, this is left blank.

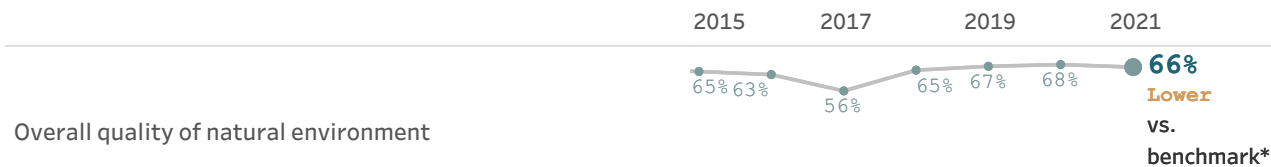
Overall quality of natural environment in Pasco County, 2021



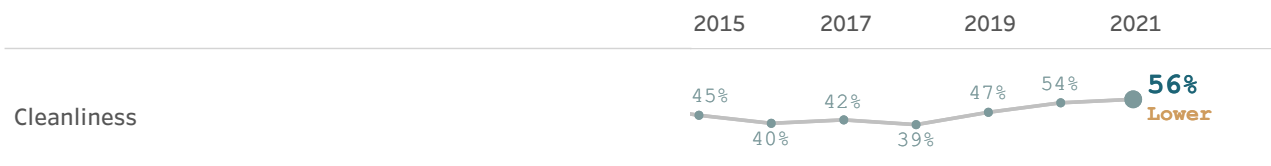
Natural environment

The natural environment plays a vital role in the health and well-being of residents. The natural spaces in which residents live and experience their communities has a direct and profound effect on quality of life.



Please rate each of the following characteristics as they relate to Pasco County as a whole.
(% excellent or good)




Please also rate each of the following in the Pasco County community.
(% excellent or good)



Please rate the quality of each of the following services in Pasco County.
(% excellent or good)





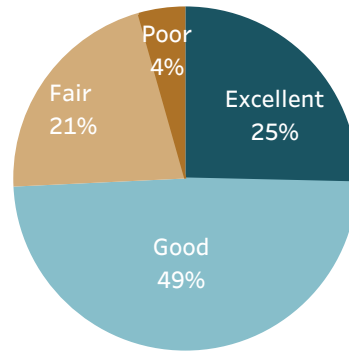
* Comparison to the national benchmark is shown. If no comparison is available, this is left blank.

Overall quality of parks and recreation opportunities, 2021

Parks and recreation


"There are no communities that pride themselves on their quality of life, promote themselves as a desirable location for businesses to relocate, or maintain that they are environmental stewards of their natural resources, without such communities having a robust, active system of parks and recreation programs for public use and enjoyment."

- National Recreation and Park Association



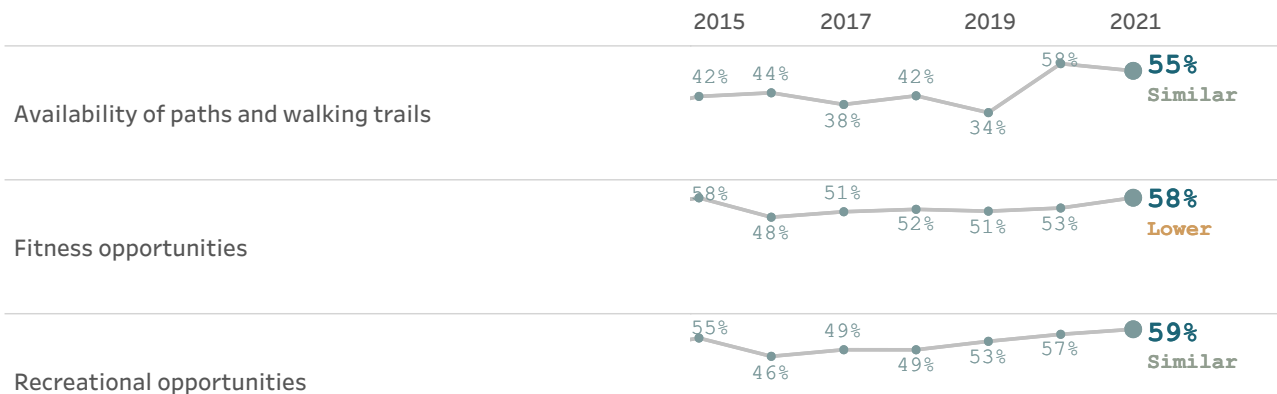
Please rate each of the following characteristics as they relate to Pasco County as a whole.

(% excellent or good)



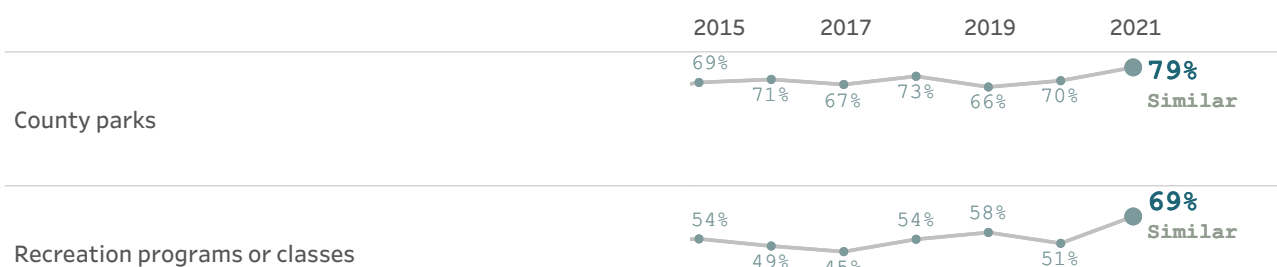
Please also rate each of the following in the Pasco County community.

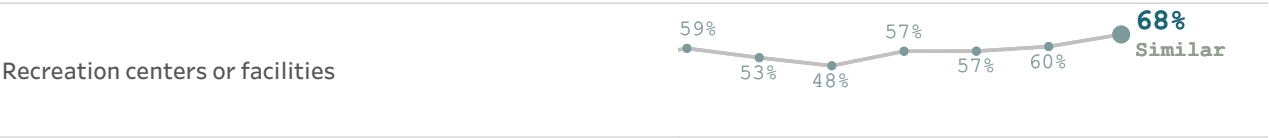
(% excellent or good)



Please rate the quality of each of the following services in Pasco County.

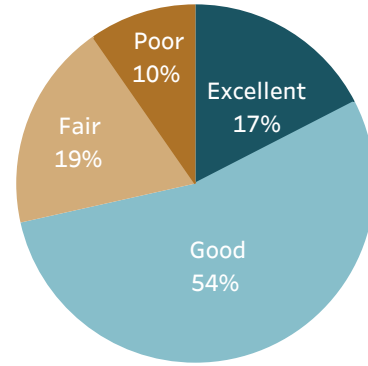
(% excellent or good)





* Comparison to the national benchmark is shown. If no comparison is available, this is left blank.


Overall health and wellness
opportunities in Pasco County, 2021







Health and wellness

The characteristics of and amenities available in the communities in which people live has a direct impact on the health and wellness of residents, and thus, on their quality of life overall.


Please rate each of the following characteristics as they relate to Pasco County as a whole.
(% excellent or good)



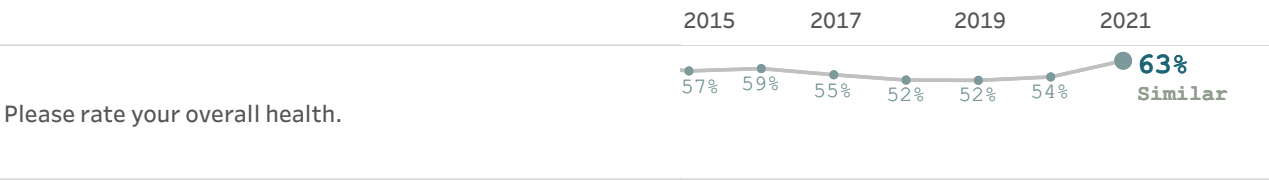
Please also rate each of the following in the Pasco County community.
(% excellent or good)



Please rate the quality of each of the following services in Pasco County.
(% excellent or good)



Please rate your overall health.
(% excellent or very good)

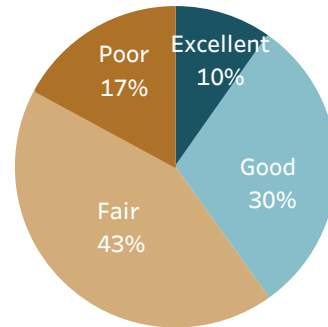


* Comparison to the national benchmark is shown. If no comparison is available, this is left blank.


Education, arts, and culture

Participation in the arts, in educational opportunities, and in cultural activities is linked to increased civic engagement, greater social tolerance, and enhanced enjoyment of the local community.

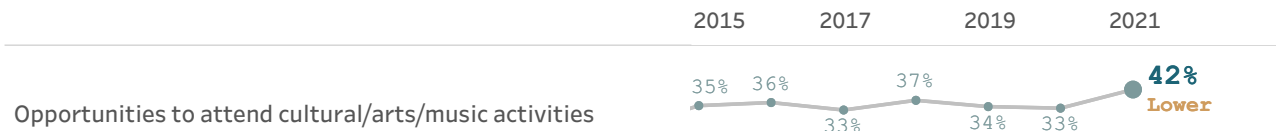
Overall opportunities for education, culture and the arts, 2021



Please rate each of the following characteristics as they relate to Pasco County as a whole.
(% excellent or good)



Please also rate each of the following in the Pasco County community.
(% excellent or good)



Please rate the quality of each of the following services in Pasco County.
(% excellent or good)

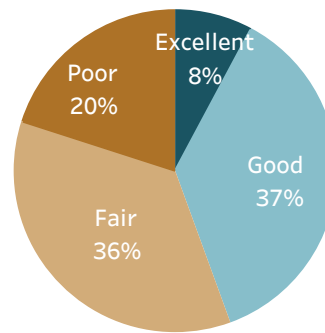


* Comparison to the national benchmark is shown. If no comparison is available, this is left blank.

Residents' connection and engagement with their community, 2021

Inclusivity and engagement

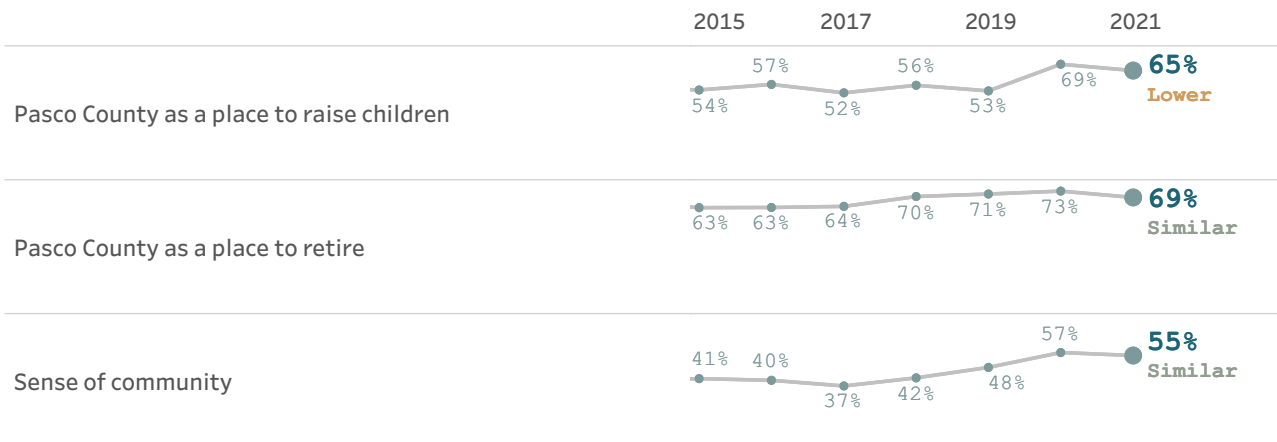
Inclusivity refers to a cultural and environmental feeling of belonging; residents who feel invited to participate within their communities feel more included, involved, and engaged than those who do not.




Please rate each of the following characteristics as they relate to Pasco County as a whole.
(% excellent or good)

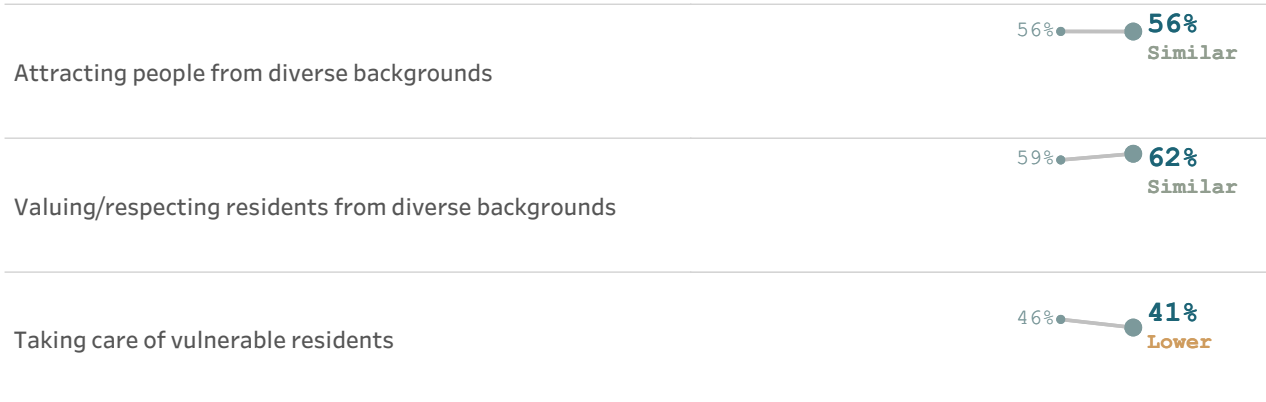


Please rate each of the following aspects of quality of life in Pasco County.
(% excellent or good)



Please rate the job you feel the Pasco County community does at each of the following.
(% excellent or good)





Please also rate each of the following in the Pasco County community.
(% excellent or good)

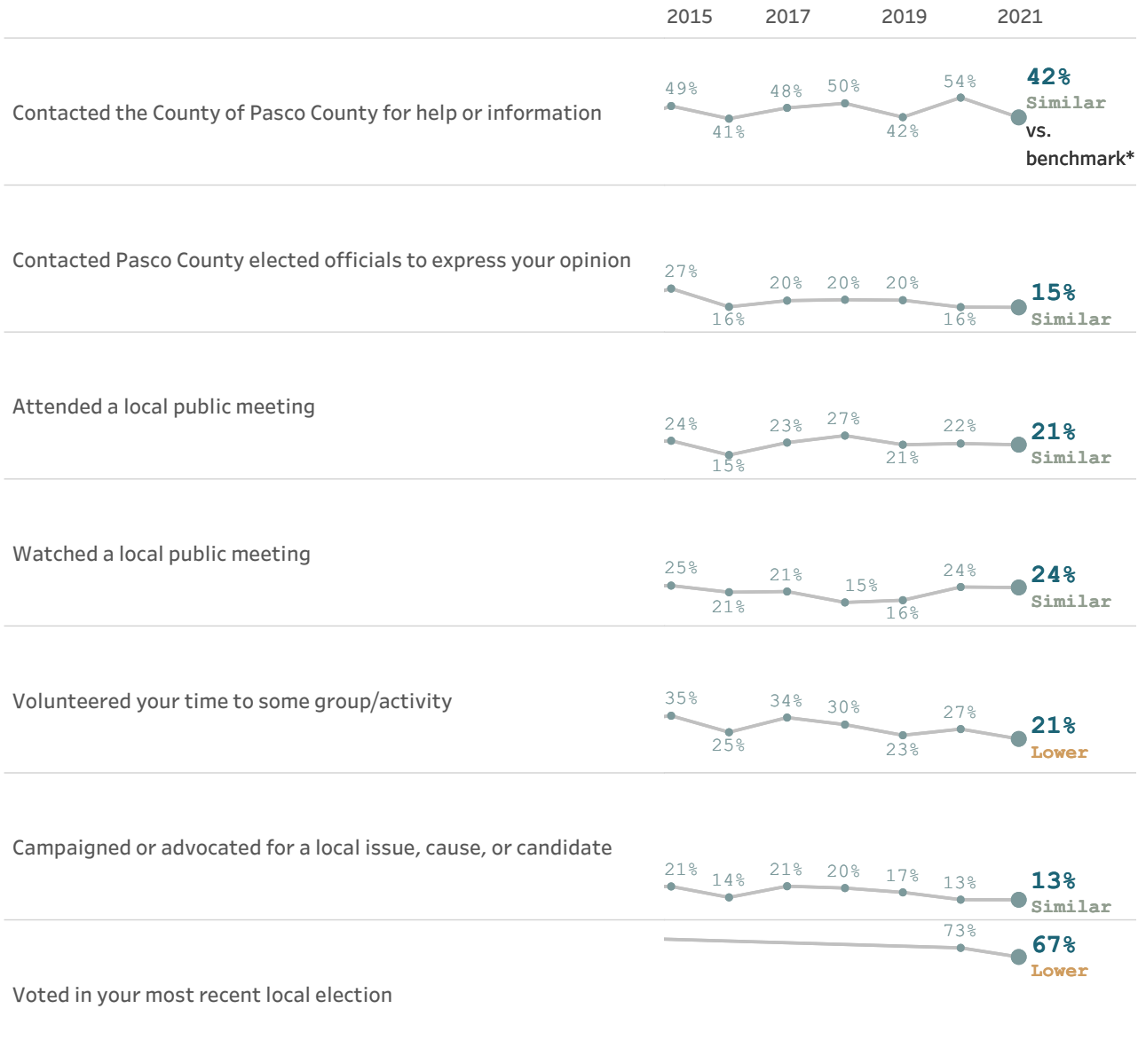


* Comparison to the national benchmark is shown. If no comparison is available, this is left blank.

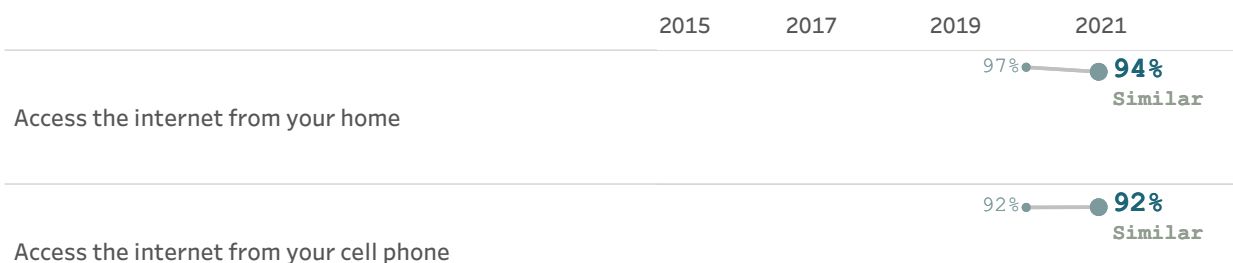
Residents' participation levels

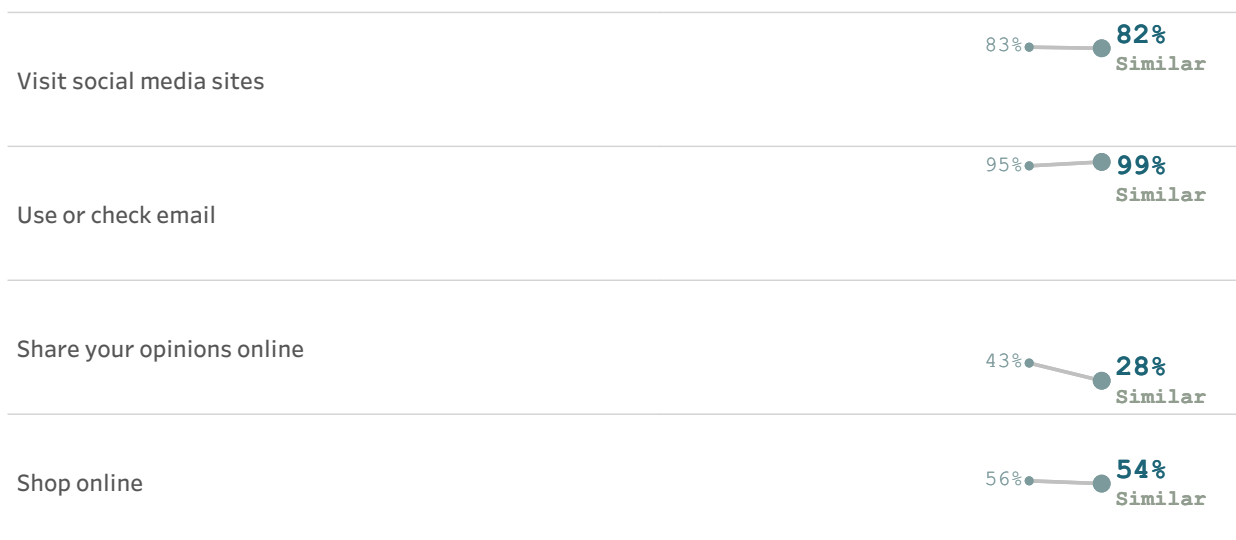
Please indicate whether or not you have done each of the following in the last 12 months.

(% yes)



In general, how many times do you:
(% a few times a week or more)

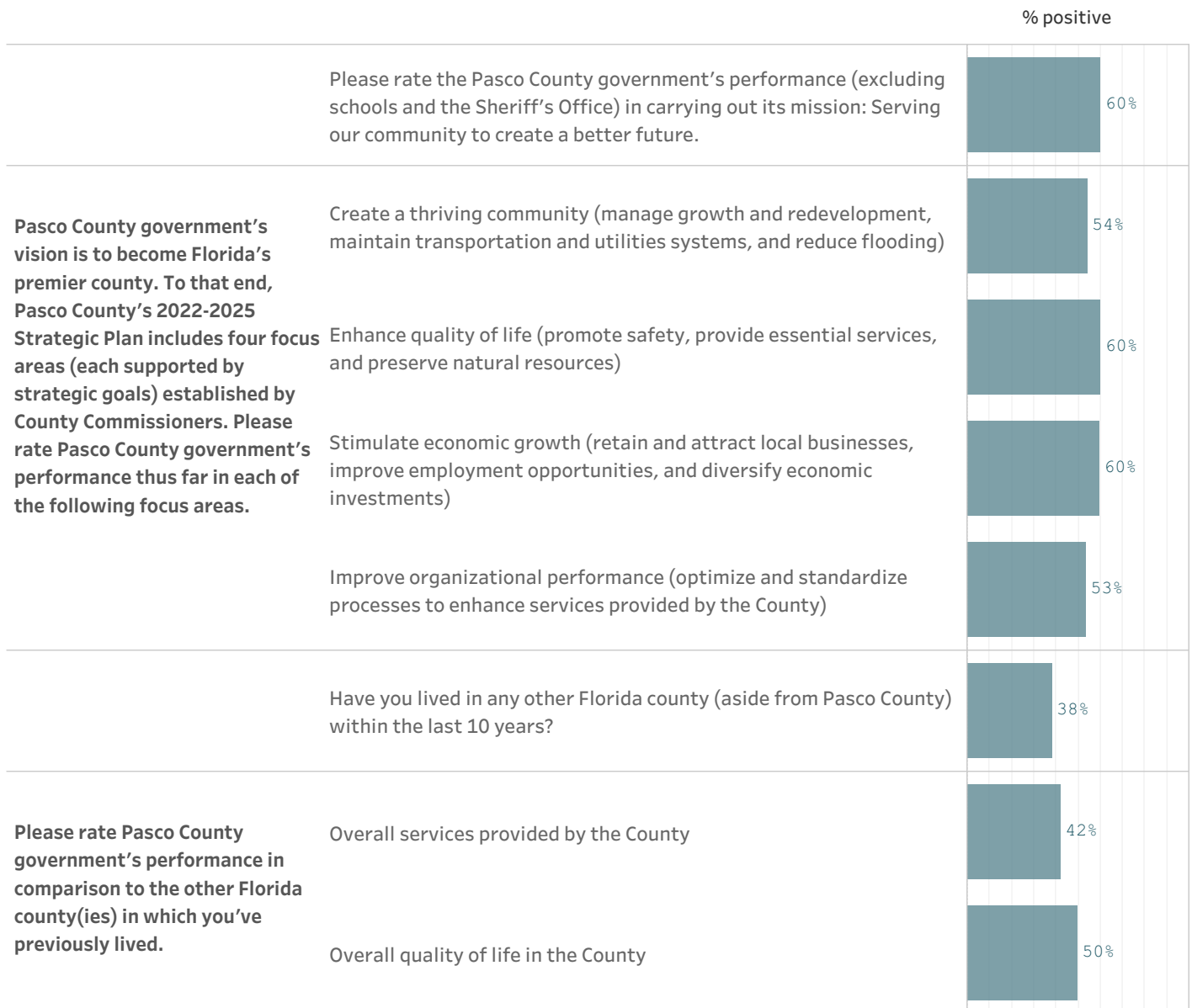




* Comparison to the national benchmark is shown. If no comparison is available, this is left blank.

Custom questions

Below are the results of each custom question on the survey. The percentage of positive responses (Excellent/Good, Yes, or Much better/Somewhat better) is shown.



National benchmark tables

This table contains the comparisons of Pasco County's results to those from other communities. The first column shows the comparison of Pasco County's rating to the benchmark. Pasco County's results are noted as being "higher", "lower" or "similar" to the benchmark, meaning that the average rating given by Pasco County residents is statistically similar to or different than the benchmark. The second column is Pasco County's "percent positive." Most commonly, the percent positive is the combination of the top two most positive response options (i.e., excellent/good). The third column is the rank assigned to Pasco County's rating among communities where a similar question was asked. The fourth column is the number of communities that asked a similar question. The fifth column shows the percentile for Pasco County's result -- that is what percent of surveyed communities had a lower rating than Pasco County.

			% positive	Rank	Number of communities	Percentile
Please rate each of the following aspects of quality of life in Pasco County.	Pasco County as a place to live	Similar	78%	313	385	18
	Your neighborhood as a place to live	Similar	76%	222	317	30
	Pasco County as a place to raise children	Lower	65%	314	386	18
	Pasco County as a place to work	Lower	47%	314	369	15
	Pasco County as a place to visit	Lower	48%	245	311	21
	Pasco County as a place to retire	Similar	69%	184	371	50
	The overall quality of life	Similar	70%	335	427	21
	Sense of community	Similar	55%	246	319	23
Please rate each of the following characteristics as they relate to Pasco County as a whole.	Overall economic health	Similar	57%	195	292	33
	Overall quality of the transportation system	Lower	40%	104	121	14
	Overall design or layout of residential and commercial areas	Lower	47%	245	286	14
	Overall quality of the utility infrastructure	Similar	57%	98	118	17
	Overall feeling of safety	Lower	60%	315	367	14
	Overall quality of natural environment	Lower	66%	255	296	14
	Overall quality of parks and recreation opportunities	Similar	75%	92	123	26
	Overall health and wellness opportunities	Similar	72%	181	287	37
	Overall opportunities for education, culture, and the arts	Lower	40%	264	290	9
	Residents' connection and engagement with their community	Similar	45%	99	119	17
Please indicate how likely or unlikely you are to do each of the following.	Recommend living in Pasco County to someone who asks	Similar	77%	243	303	20
	Remain in Pasco County for the next five years	Similar	86%	112	296	62
Please rate how safe or unsafe you feel:	In your neighborhood during the day	Similar	90%	264	352	25
	In Pasco County's downtown/commercial area during the day	Similar	88%	210	328	36

Please rate how safe or unsafe you feel:	From property crime	Similar	72%	91	129	30
	From violent crime	Similar	78%	93	129	27
	From fire, flood, or other natural disaster	Similar	82%	88	117	25
Please rate the job you feel the Pasco County community does at each of the following.	Making all residents feel welcome	Similar	56%	106	123	14
	Attracting people from diverse backgrounds	Similar	56%	67	121	45
	Valuing/respecting residents from diverse backgrounds	Similar	62%	78	121	36
	Taking care of vulnerable residents	Lower	41%	100	119	16
Please rate each of the following in the Pasco County community.	Overall quality of business and service establishments	Similar	66%	162	294	45
	Variety of business and service establishments	Similar	66%	56	118	53
	Vibrancy of downtown/commercial area	Similar	59%	116	277	58
	Employment opportunities	Similar	47%	145	323	55
	Shopping opportunities	Similar	67%	97	309	68
	Cost of living	Similar	51%	116	288	60
	Overall image or reputation	Lower	48%	314	364	14
Please also rate each of the following in the Pasco County community.	Traffic flow on major streets	Lower	27%	316	341	7
	Ease of public parking	Similar	52%	171	266	36
	Ease of travel by car	Much lower	41%	305	319	4
	Ease of travel by public transportation	Similar	27%	190	271	30
	Ease of travel by bicycle	Lower	31%	272	321	15
	Ease of walking	Much lower	34%	302	321	6
	Well-planned residential growth	Lower	27%	112	121	8
	Well-planned commercial growth	Similar	35%	99	121	19
	Well-designed neighborhoods	Lower	43%	104	119	13
	Preservation of the historical or cultural character of the communi..	Similar	52%	98	117	17
	Public places where people want to spend time	Similar	54%	213	282	24
	Variety of housing options	Similar	46%	190	298	36
	Availability of affordable quality housing	Similar	28%	216	322	33
	Overall quality of new development	Similar	51%	219	316	31
	Overall appearance	Lower	52%	293	353	17
	Cleanliness	Lower	56%	255	323	21
	Water resources	Similar	61%	65	108	40

Please also rate each of the following in the Pasco County community.	Air quality	Similar	79%	180	277	35
	Availability of paths and walking trails	Similar	55%	254	326	22
	Fitness opportunities	Lower	58%	233	278	16
	Recreational opportunities	Similar	59%	219	309	29
	Availability of affordable quality food	Similar	67%	167	273	39
	Availability of affordable quality health care	Similar	65%	129	286	55
	Availability of preventive health services	Similar	62%	159	269	41
	Availability of affordable quality mental health care	Similar	48%	160	269	40
	Opportunities to attend cultural/arts/music activities	Lower	42%	268	306	12
	Community support for the arts	Lower	37%	110	118	7
	Availability of affordable quality childcare/preschool	Lower	36%	245	284	14
	K-12 education	Lower	50%	252	290	13
	Adult educational opportunities	Similar	42%	225	275	18
	Sense of civic/community pride	Lower	44%	109	118	8
	Neighborliness of residents	Similar	53%	226	282	19
	Opportunities to participate in social events and activities	Similar	54%	204	288	29
	Opportunities to attend special events and festivals	Similar	54%	240	295	18
	Opportunities to volunteer	Similar	63%	247	286	13
	Opportunities to participate in community matters	Similar	50%	258	290	11
	Openness and acceptance of the community toward people of dive..	Similar	57%	194	314	38
Please indicate whether or not you have done each of the following in the last 12 months.	Contacted the County of Pasco County for help or information	Similar	42%	235	343	31
	Contacted Pasco County elected officials to express your opinion	Similar	15%	180	283	36
	Attended a local public meeting	Similar	21%	114	283	60
	Watched a local public meeting	Similar	24%	127	262	51
	Volunteered your time to some group/activity	Lower	21%	253	288	12
	Campaigned or advocated for a local issue, cause, or candidate	Similar	13%	245	272	10
	Voted in your most recent local election	Lower	67%	108	120	10
	Used public transportation instead of driving	Lower	6%	207	253	18
	Carpooled with other adults or children instead of driving alone	Similar	35%	228	278	18
	Walked or biked instead of driving	Lower	40%	247	281	12
Please rate the quality of each of the following	Public information services	Similar	59%	242	308	21

Please rate the quality of each of the following services in Pasco County.

Economic development	Similar	51%	189	299	37
Traffic enforcement	Lower	45%	339	368	8
Traffic signal timing	Lower	38%	273	289	5
Street repair	Lower	28%	307	368	16
Street cleaning	Lower	41%	278	310	10
Street lighting	Similar	54%	267	350	23
Sidewalk maintenance	Similar	44%	247	315	21
Bus or transit services	Similar	36%	191	263	27
Land use, planning and zoning	Lower	27%	293	311	6
Code enforcement	Lower	29%	338	368	8
Garbage collection	Similar	72%	316	344	8
Drinking water	Lower	51%	278	310	10
Sewer services	Lower	64%	300	313	4
Storm water management	Similar	56%	286	336	15
Power (electric and/or gas) utility	Similar	73%	184	229	20
Utility billing	Similar	66%	199	265	25
Police/Sheriff services	Similar	74%	297	419	29
Crime prevention	Similar	63%	256	367	30
Animal control	Similar	66%	189	330	43
Ambulance or emergency medical services	Similar	85%	243	328	26
Fire services	Similar	91%	232	361	36
Fire prevention and education	Similar	71%	245	300	18
Emergency preparedness	Similar	69%	142	300	53
Preservation of natural areas	Lower	48%	263	280	6
Pasco County open space	Lower	43%	250	269	7
Recycling	Lower	52%	324	347	6
Yard waste pick-up	Lower	52%	273	293	7
County parks	Similar	79%	208	326	36
Recreation programs or classes	Similar	69%	231	321	28
Recreation centers or facilities	Similar	68%	184	294	37
Health services	Similar	67%	170	260	35

Please rate the quality of each of the following services in Pasco County.	Public library services	Similar	84%	196	334	41
	Overall customer service by Pasco County employees	Similar	78%	200	382	47
Please rate the following categories of Pasco County government performance.	The value of services for the taxes paid to Pasco County	Similar	53%	203	389	47
	The overall direction that Pasco County is taking	Similar	51%	242	336	28
	The job Pasco County government does at welcoming resident invo..	Similar	40%	283	330	14
	Overall confidence in Pasco County government	Similar	48%	217	291	25
	Generally acting in the best interest of the community	Similar	48%	211	294	28
	Being honest	Similar	47%	218	285	23
	Being open and transparent to the public	Similar	43%	88	120	27
	Informing residents about issues facing the community	Similar	44%	100	127	22
	Treating all residents fairly	Similar	56%	173	291	40
	Treating residents with respect	Similar	63%	78	118	34
Overall, how would you rate the quality of the services provided by each ..	The County of Pasco County	Similar	60%	315	385	18
	The Federal Government	Similar	36%	227	275	17
Please rate how important, if at all, you think it is for the Pasco County COMMUNITY to focus on each of the following in the coming two years.	Overall economic health	Similar	93%	62	269	77
	Overall quality of the transportation system	Higher	78%	19	117	84
	Overall design or layout of residential and commercial areas	Higher	87%	10	269	96
	Overall quality of the utility infrastructure	Higher	95%	4	116	97
	Overall feeling of safety	Similar	92%	90	269	66
	Overall quality of natural environment	Similar	88%	43	269	84
	Overall quality of parks and recreation opportunities	Similar	78%	71	117	40
	Overall health and wellness opportunities	Similar	81%	63	269	76
	Overall opportunities for education, culture, and the arts	Similar	75%	171	269	36
	Residents' connection and engagement with their community	Similar	71%	184	269	31
In general, how many times do you:	Access the internet from your home	Similar	94%	81	117	31
	Access the internet from your cell phone	Similar	92%	69	117	41
	Visit social media sites	Similar	82%	30	116	75
	Use or check email	Similar	99%	21	117	82
	Share your opinions online	Similar	28%	84	117	29
	Shop online	Similar	54%	66	117	44
	Please rate your overall health.	Similar	63%	150	275	45

What impact, if any, do you think the economy will have on your fa..	Lower	18%	255	278	8
--	-------	-----	-----	-----	---

Custom benchmark tables

This table contains the comparisons of Pasco County's results to those from other counties in the U.S. The first column shows the comparison of Pasco County's rating to the benchmark. Pasco County's results are noted as being "higher", "lower" or "similar" to the benchmark, meaning that the average rating given by Pasco County residents is statistically similar to or different than the benchmark. The second column is Pasco County's "percent positive." Most commonly, the percent positive is the combination of the top two most positive response options (i.e., excellent/good). The third column is the rank assigned to Pasco County's rating among communities where a similar question was asked. The fourth column is the number of communities that asked a similar question. The fifth column shows the percentile for Pasco County's result -- that is what percent of surveyed communities had a lower rating than Pasco County.

			% positive	Rank	Number of communities	Percentile
Please rate each of the following aspects of quality of life in Pasco County.	Pasco County as a place to live	Similar	78%	34	41	19
	Your neighborhood as a place to live	Similar	76%	20	30	36
	Pasco County as a place to raise children	Similar	65%	28	39	30
	Pasco County as a place to work	Lower	47%	34	41	19
	Pasco County as a place to visit	Lower	48%	26	30	16
	Pasco County as a place to retire	Similar	69%	17	40	60
	The overall quality of life	Similar	70%	31	44	31
	Sense of community	Similar	55%	25	32	25
Please rate each of the following characteristics as they relate to Pasco County as a whole.	Overall economic health	Similar	57%	13	29	58
	Overall quality of the transportation system	Similar	40%	9	13	38
	Overall design or layout of residential and commercial areas	Similar	47%	19	29	37
	Overall quality of the utility infrastructure	Similar	57%	9	13	38
	Overall feeling of safety	Lower	60%	25	32	25
	Overall quality of natural environment	Lower	66%	26	29	13
	Overall quality of parks and recreation opportunities	Similar	75%	9	13	38
	Overall health and wellness opportunities	Similar	72%	14	29	55
	Overall opportunities for education, culture, and the arts	Lower	40%	24	28	17
	Residents' connection and engagement with their community	Similar	45%	11	13	23
Please indicate how likely or unlikely you are to do each of the following.	Recommend living in Pasco County to someone who asks	Similar	77%	23	31	29
	Remain in Pasco County for the next five years	Similar	86%	15	30	53
Please rate how safe or unsafe you feel:	In your neighborhood during the day	Similar	90%	22	30	30
	In Pasco County's downtown/commercial area during the day	Similar	88%	14	27	51
	From property crime	Similar	72%	13	19	36

Please rate how safe or unsafe you feel:	From violent crime	Similar	78%	13	19	36
	From fire, flood, or other natural disaster	Similar	82%	7	13	53
Please rate the job you feel the Pasco County community does at each of the following.	Making all residents feel welcome	Similar	56%	9	13	38
	Attracting people from diverse backgrounds	Similar	56%	4	13	76
	Valuing/respecting residents from diverse backgrounds	Similar	62%	5	13	69
	Taking care of vulnerable residents	Similar	41%	11	13	23
Please rate each of the following in the Pasco County community.	Overall quality of business and service establishments	Similar	66%	12	30	63
	Variety of business and service establishments	Similar	66%	8	13	46
	Vibrancy of downtown/commercial area	Similar	59%	7	23	73
	Employment opportunities	Similar	47%	16	37	59
	Shopping opportunities	Similar	67%	10	30	70
	Cost of living	Higher	51%	11	30	66
	Overall image or reputation	Lower	48%	30	37	21
Please also rate each of the following in the Pasco County community.	Traffic flow on major streets	Lower	27%	28	29	6
	Ease of public parking	Similar	52%	10	22	59
	Ease of travel by car	Lower	41%	31	32	6
	Ease of travel by public transportation	Similar	27%	14	25	48
	Ease of travel by bicycle	Similar	31%	17	31	48
	Ease of walking	Similar	34%	23	30	26
	Well-planned residential growth	Similar	27%	10	13	30
	Well-planned commercial growth	Similar	35%	7	13	53
	Well-designed neighborhoods	Similar	43%	8	13	46
	Preservation of the historical or cultural character of the communi..	Similar	52%	11	13	23
	Public places where people want to spend time	Similar	54%	19	28	35
	Variety of housing options	Similar	46%	14	30	56
	Availability of affordable quality housing	Similar	28%	19	38	52
	Overall quality of new development	Similar	51%	16	29	48
	Overall appearance	Similar	52%	24	30	23
	Cleanliness	Similar	56%	18	27	37
	Water resources	Similar	61%	8	12	41
	Air quality	Similar	79%	17	30	46

Please also rate each of the following in the Pasco County community.	Availability of paths and walking trails	Similar	55%	19	30	40
	Fitness opportunities	Similar	58%	16	27	44
	Recreational opportunities	Similar	59%	22	33	36
	Availability of affordable quality food	Similar	67%	14	29	55
	Availability of affordable quality health care	Similar	65%	6	32	84
	Availability of preventive health services	Similar	62%	10	27	66
	Availability of affordable quality mental health care	Similar	48%	12	28	60
	Opportunities to attend cultural/arts/music activities	Lower	42%	27	30	13
	Community support for the arts	Lower	37%	12	13	15
	Availability of affordable quality childcare/preschool	Similar	36%	21	32	37
	K-12 education	Lower	50%	20	26	26
	Adult educational opportunities	Similar	42%	23	28	21
	Sense of civic/community pride	Lower	44%	12	13	15
	Neighborliness of residents	Similar	53%	19	27	33
	Opportunities to participate in social events and activities	Similar	54%	17	28	42
	Opportunities to attend special events and festivals	Similar	54%	17	25	36
	Opportunities to volunteer	Similar	63%	24	27	14
	Opportunities to participate in community matters	Similar	50%	25	29	17
	Openness and acceptance of the community toward people of diverse backgrounds	Similar	57%	15	36	61
Please indicate whether or not you have done each of the following in the last 12 months.	Contacted the County of Pasco County for help or information	Similar	42%	24	36	36
	Contacted Pasco County elected officials to express your opinion	Similar	15%	26	28	10
	Attended a local public meeting	Similar	21%	18	28	39
	Watched a local public meeting	Similar	24%	20	26	26
	Volunteered your time to some group/activity	Lower	21%	29	29	3
	Campaigned or advocated for a local issue, cause, or candidate	Lower	13%	27	28	7
	Voted in your most recent local election	Lower	67%	13	13	7
	Used public transportation instead of driving	Lower	6%	19	25	28
	Carpooled with other adults or children instead of driving alone	Similar	35%	22	29	27
Please rate the quality of each of the following services in Pasco County.	Walked or biked instead of driving	Similar	40%	18	30	43
	Public information services	Similar	59%	18	28	39
	Economic development	Similar	51%	12	31	64





























Please rate the quality of each of the following services in Pasco County.
































Traffic enforcement	Similar	45%	26	29	13
Traffic signal timing	Similar	38%	20	22	13
Street repair	Similar	28%	20	31	38
Street cleaning	Similar	41%	16	23	34
Street lighting	Similar	54%	9	24	66
Sidewalk maintenance	Similar	44%	12	21	47
Bus or transit services	Similar	36%	16	25	40
Land use, planning and zoning	Similar	27%	26	31	19
Code enforcement	Similar	29%	22	30	30
Garbage collection	Similar	72%	21	26	23
Drinking water	Lower	51%	24	24	4
Sewer services	Similar	64%	23	26	15
Storm water management	Similar	56%	20	29	34
Power (electric and/or gas) utility	Similar	73%	13	19	36
Utility billing	Similar	66%	15	21	33
Police/Sheriff services	Similar	74%	25	38	36
Crime prevention	Similar	63%	19	31	41
Animal control	Similar	66%	14	31	58
Ambulance or emergency medical services	Similar	85%	18	29	41
Fire services	Similar	91%	14	28	53
Fire prevention and education	Similar	71%	19	26	30
Emergency preparedness	Similar	69%	13	34	64
Preservation of natural areas	Lower	48%	21	27	25
Pasco County open space	Lower	43%	21	26	23
Recycling	Lower	52%	28	32	15
Yard waste pick-up	Similar	52%	15	20	30
County parks	Similar	79%	17	34	52
Recreation programs or classes	Similar	69%	15	27	48
Recreation centers or facilities	Similar	68%	9	27	70
Health services	Similar	67%	11	30	66
Public library services	Similar	84%	15	34	58
































each of the following services in Pasco County.	Overall customer service by Pasco County employees	Similar	78%	14	39	65
Please rate the following categories of Pasco County government performance.	The value of services for the taxes paid to Pasco County	Similar	53%	11	39	74
	The overall direction that Pasco County is taking	Similar	51%	14	33	60
	The job Pasco County government does at welcoming resident invo..	Similar	40%	21	31	35
	Overall confidence in Pasco County government	Similar	48%	16	30	50
	Generally acting in the best interest of the community	Similar	48%	17	32	50
	Being honest	Similar	47%	16	29	48
	Being open and transparent to the public	Similar	43%	5	13	69
	Informing residents about issues facing the community	Similar	44%	7	13	53
	Treating all residents fairly	Similar	56%	7	30	80
	Treating residents with respect	Similar	63%	5	13	69
Overall, how would you rate the quality of the services provided by each ..	The County of Pasco County	Similar	60%	25	39	38
	The Federal Government	Similar	36%	17	26	38
Please rate how important, if at all, you think it is for the Pasco County COMMUNITY to focus on each of the following in the coming two years.	Overall economic health	Similar	93%	4	27	88
	Overall quality of the transportation system	Similar	78%	2	13	92
	Overall design or layout of residential and commercial areas	Similar	87%	1	27	100
	Overall quality of the utility infrastructure	Similar	95%	1	13	100
	Overall feeling of safety	Similar	92%	6	27	81
	Overall quality of natural environment	Similar	88%	6	27	81
	Overall quality of parks and recreation opportunities	Similar	78%	4	13	76
	Overall health and wellness opportunities	Similar	81%	13	27	55
	Overall opportunities for education, culture, and the arts	Similar	75%	21	27	25
	Residents' connection and engagement with their community	Similar	71%	15	27	48
In general, how many times do you:	Access the internet from your home	Similar	94%	9	13	38
	Access the internet from your cell phone	Similar	92%	5	13	69
	Visit social media sites	Similar	82%	2	13	92
	Use or check email	Similar	99%	4	13	76
	Share your opinions online	Similar	28%	7	13	53
	Shop online	Similar	54%	6	13	61
	Please rate your overall health.	Similar	63%	17	28	42
	What impact, if any, do you think the economy will have on your fa..	Similar	18%	23	29	24































Complete set of frequencies
































This dashboard contains a complete set of responses to each question on the survey. By default, "Don't know" responses are excluded, but may be added to the table using the response filter to the right. When a table for a question that only permitted a single response does not total to exactly 100%, it is due to the common practice of percentages being rounded to the nearest whole number.





























Please rate each of the following aspects of quality of life in Pasco County.	Pasco County as a place to live	Excellent		22%
		Good		56%
		Fair		16%
		Poor		6%
	Your neighborhood as a place to live	Excellent		35%
		Good		41%
		Fair		18%
		Poor		5%
	Pasco County as a place to raise children	Excellent		21%
		Good		45%
		Fair		22%
		Poor		12%
	Pasco County as a place to work	Excellent		11%
		Good		36%
		Fair		32%
		Poor		20%
	Pasco County as a place to visit	Excellent		16%
		Good		32%
		Fair		35%
		Poor		16%
	Pasco County as a place to retire	Excellent		23%
		Good		47%
		Fair		23%
		Poor		8%
	The overall quality of life	Excellent		17%
		Good		53%
		Fair		24%
		Poor		7%

Please rate each of the following aspects of quality of life in Pasco County.	Sense of community	Excellent		14%
		Good		41%
		Fair		31%
		Poor		14%
Please rate each of the following characteristics as they relate to Pasco County as a whole.	Overall economic health	Excellent		12%
		Good		45%
		Fair		35%
		Poor		8%
	Overall quality of the transportation system	Excellent		4%
		Good		36%
		Fair		35%
		Poor		25%
	Overall design or layout of residential and commercial areas	Excellent		6%
		Good		41%
		Fair		37%
		Poor		16%
	Overall quality of the utility infrastructure	Excellent		9%
		Good		48%
		Fair		32%
		Poor		11%
	Overall feeling of safety	Excellent		11%
		Good		49%
		Fair		28%
		Poor		12%
	Overall quality of natural environment	Excellent		13%
		Good		53%
		Fair		27%
		Poor		7%
	Overall quality of parks and recreation opportunities	Excellent		25%
		Good		49%
		Fair		21%
































Please rate each of the following characteristics as they relate to Pasco County as a whole.	Overall quality of parks and recreation opportunities	Poor		4%
	Overall health and wellness opportunities	Excellent		17%
		Good		54%
		Fair		19%
		Poor		10%
	Overall opportunities for education, culture, and the arts	Excellent		10%
		Good		30%
		Fair		43%
		Poor		17%
	Residents' connection and engagement with their community	Excellent		8%
		Good		37%
		Fair		36%
		Poor		20%
Please indicate how likely or unlikely you are to do each of the following.	Recommend living in Pasco County to someone who asks	Very likely		37%
		Somewhat likely		40%
		Somewhat unlikely		14%
		Very unlikely		9%
	Remain in Pasco County for the next five years	Very likely		57%
		Somewhat likely		29%
		Somewhat unlikely		6%
		Very unlikely		8%
Please rate how safe or unsafe you feel:	In your neighborhood during the day	Very safe		61%
		Somewhat safe		29%
		Neither safe nor unsafe		4%
		Somewhat unsafe		6%
		Very unsafe		0%
	In Pasco County's downtown/commercial area during the day	Very safe		48%
		Somewhat safe		40%
		Neither safe nor unsafe		10%
		Somewhat unsafe		2%
		Very unsafe		0%

Please rate how safe or unsafe you feel:	From property crime	Very safe		27%
		Somewhat safe		45%
		Neither safe nor unsafe		11%
		Somewhat unsafe		11%
		Very unsafe		5%
	From violent crime	Very safe		33%
		Somewhat safe		45%
		Neither safe nor unsafe		12%
		Somewhat unsafe		9%
		Very unsafe		0%
	From fire, flood, or other natural disaster	Very safe		31%
		Somewhat safe		50%
		Neither safe nor unsafe		11%
		Somewhat unsafe		6%
		Very unsafe		2%
Please rate the job you feel the Pasco County community does at each of the following.	Making all residents feel welcome	Excellent		14%
		Good		43%
		Fair		33%
		Poor		10%
	Attracting people from diverse backgrounds	Excellent		17%
		Good		39%
		Fair		33%
		Poor		11%
	Valuing/respecting residents from diverse backgrounds	Excellent		15%
		Good		47%
		Fair		28%
		Poor		10%
	Taking care of vulnerable residents	Excellent		12%
		Good		29%
		Fair		33%
		Poor		26%

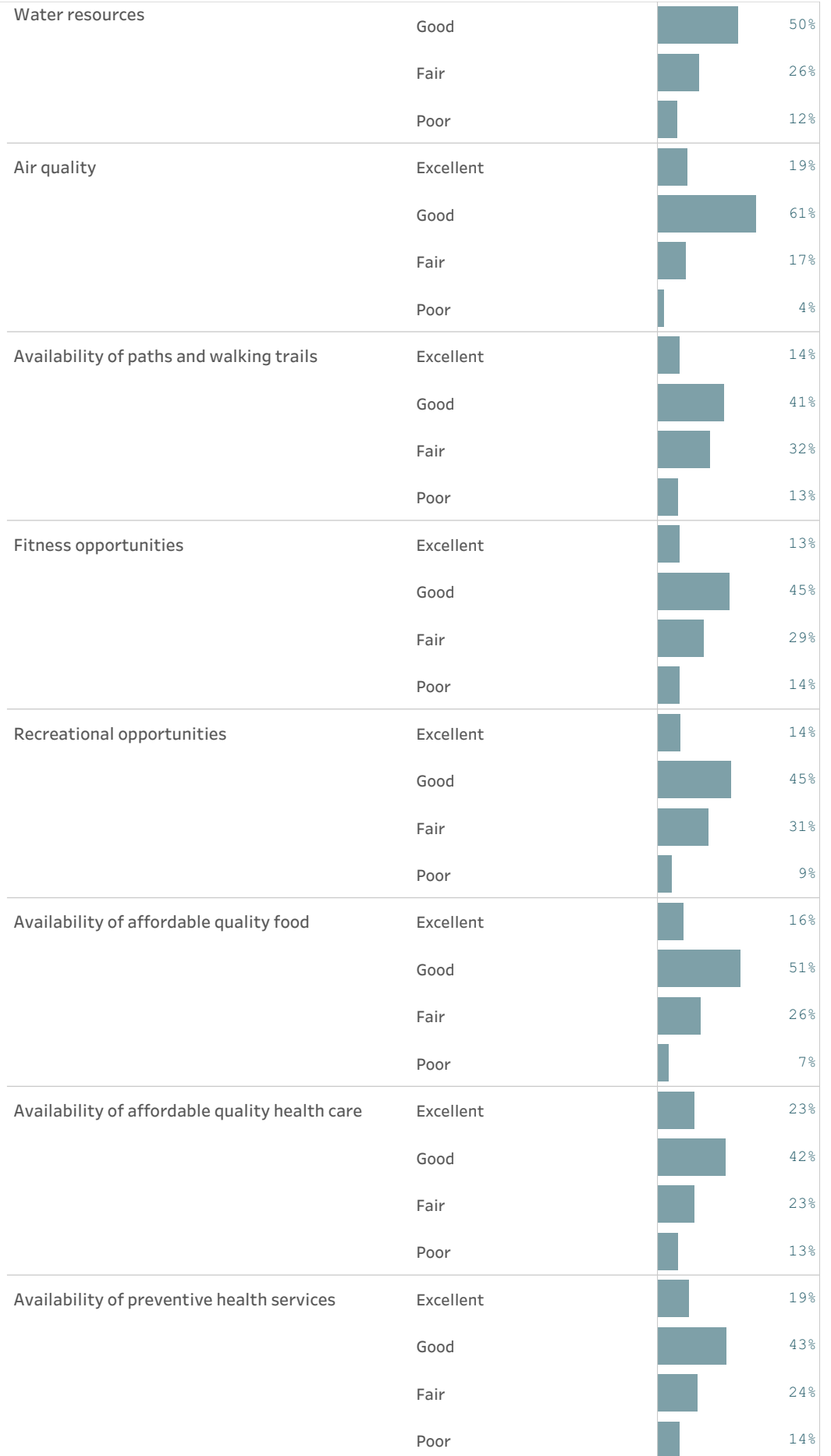
Please rate each of the following in the Pasco County community.	Overall quality of business and service establishments	Excellent		17%
		Good		49%
		Fair		27%
		Poor		7%
	Variety of business and service establishments	Excellent		20%
		Good		46%
		Fair		25%
		Poor		9%
	Vibrancy of downtown/commercial area	Excellent		13%
		Good		46%
		Fair		29%
		Poor		12%
	Employment opportunities	Excellent		12%
		Good		36%
		Fair		34%
		Poor		18%
	Shopping opportunities	Excellent		24%
		Good		43%
		Fair		23%
		Poor		10%
	Cost of living	Excellent		9%
		Good		42%
		Fair		36%
		Poor		14%
	Overall image or reputation	Excellent		9%
		Good		39%
		Fair		32%
		Poor		19%
Please also rate each of the following in the Pasco County community.	Traffic flow on major streets	Excellent		2%
		Good		25%
		Fair		31%

Please also rate each of the following in the Pasco County community.	Traffic flow on major streets	Poor		42%
	Ease of public parking	Excellent		7%
		Good		45%
		Fair		37%
		Poor		11%
	Ease of travel by car	Excellent		4%
		Good		37%
		Fair		33%
		Poor		26%
	Ease of travel by public transportation	Excellent		9%
		Good		18%
		Fair		31%
		Poor		43%
	Ease of travel by bicycle	Excellent		10%
		Good		21%
		Fair		36%
		Poor		33%
	Ease of walking	Excellent		5%
		Good		29%
		Fair		40%
		Poor		26%
	Well-planned residential growth	Excellent		6%
		Good		21%
		Fair		33%
		Poor		40%
	Well-planned commercial growth	Excellent		4%
		Good		30%
		Fair		36%
		Poor		30%
	Well-designed neighborhoods	Excellent		7%
		Good		35%

Please also rate each of the following in the Pasco County community.
































Well-designed neighborhoods	Fair		39%
	Poor		18%
Preservation of the historical or cultural character of the community	Excellent		12%
	Good		40%
	Fair		34%
	Poor		15%
Public places where people want to spend time	Excellent		11%
	Good		43%
	Fair		32%
	Poor		13%
Variety of housing options	Excellent		9%
	Good		37%
	Fair		33%
	Poor		21%
Availability of affordable quality housing	Excellent		5%
	Good		22%
	Fair		38%
	Poor		34%
Overall quality of new development	Excellent		9%
	Good		42%
	Fair		34%
	Poor		15%
Overall appearance	Excellent		9%
	Good		43%
	Fair		38%
	Poor		10%
Cleanliness	Excellent		13%
	Good		43%
	Fair		34%
	Poor		10%
Water resources	Excellent		12%

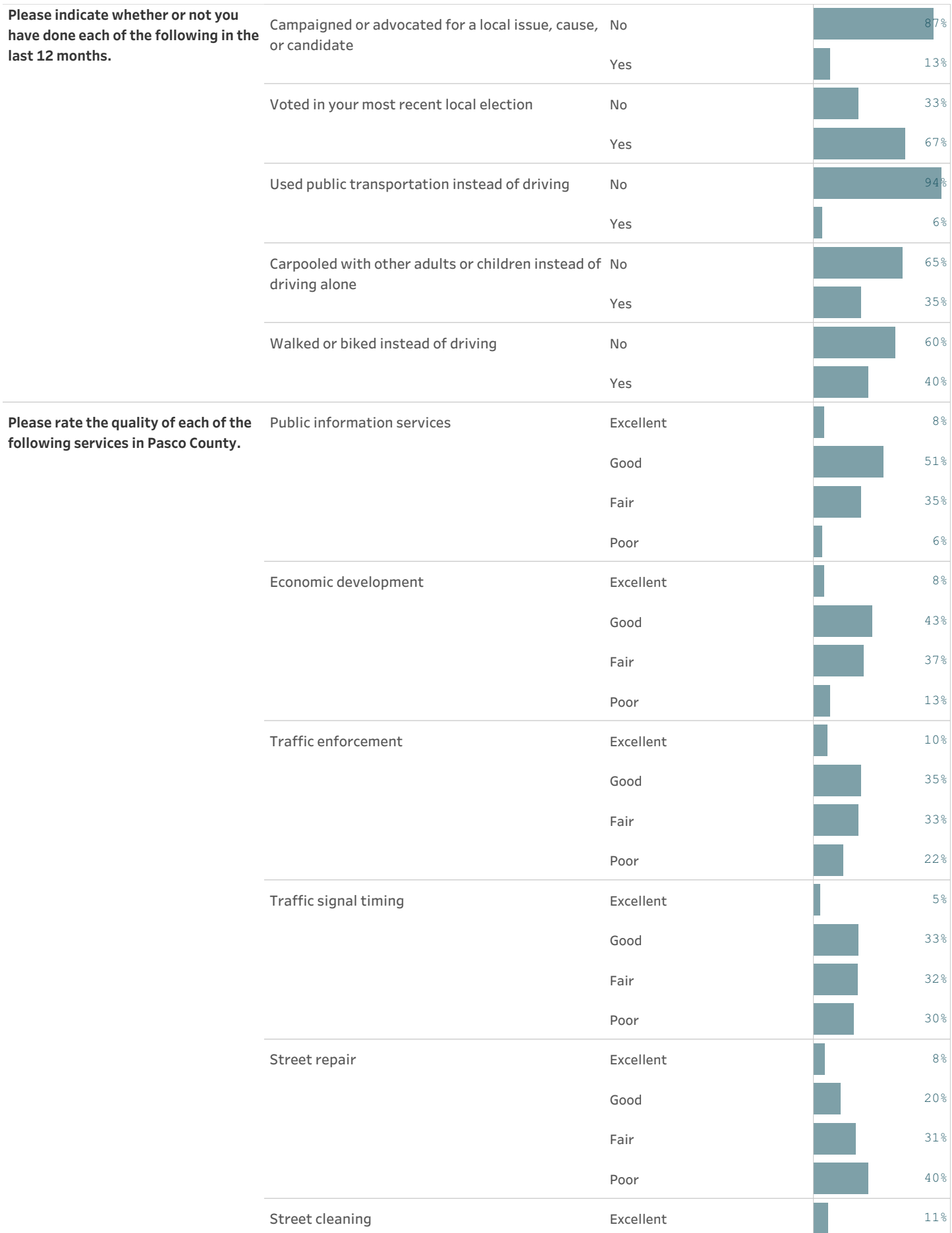
Please also rate each of the following in the Pasco County community.


































Please also rate each of the following in the Pasco County community.



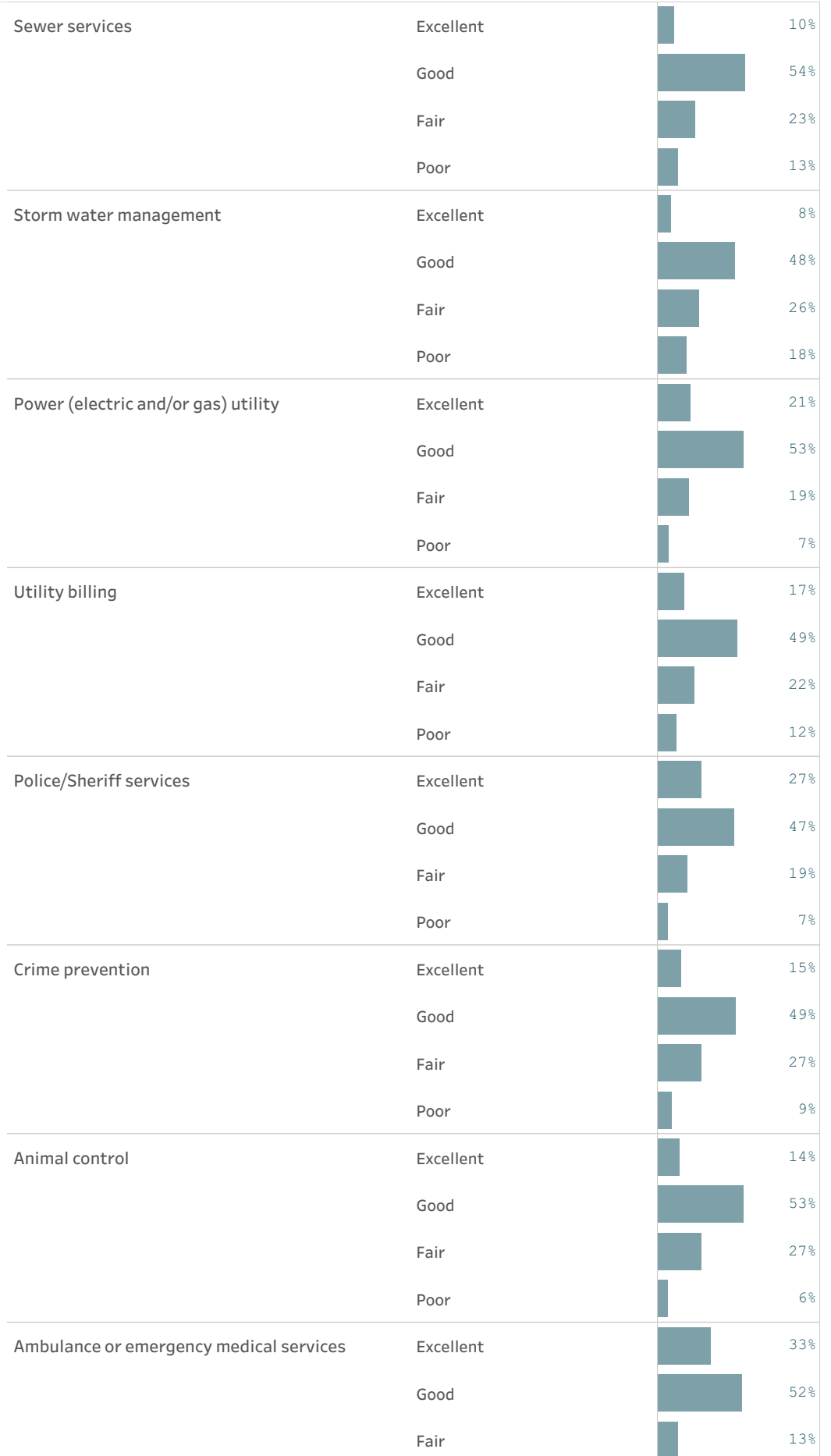
Please also rate each of the following in the Pasco County community.	Neighborliness of residents	Poor		12%
	Opportunities to participate in social events and activities	Excellent		11%
		Good		43%
		Fair		34%
		Poor		11%
	Opportunities to attend special events and festivals	Excellent		11%
		Good		43%
		Fair		36%
		Poor		10%
	Opportunities to volunteer	Excellent		8%
		Good		55%
		Fair		27%
		Poor		10%
	Opportunities to participate in community matters	Excellent		9%
		Good		42%
		Fair		34%
		Poor		15%
	Openness and acceptance of the community toward people of diverse backgrounds	Excellent		16%
		Good		41%
		Fair		30%
		Poor		13%
Please indicate whether or not you have done each of the following in the last 12 months.	Contacted the County of Pasco County for help or information	No		59%
		Yes		41%
	Contacted Pasco County elected officials to express your opinion	No		85%
		Yes		15%
	Attended a local public meeting	No		79%
		Yes		21%
	Watched a local public meeting	No		76%
		Yes		24%
	Volunteered your time to some group/activity	No		79%
		Yes		21%

































































Please rate the quality of each of the following services in Pasco County.
































Street cleaning	Good		30%
	Fair		35%
	Poor		24%
Street lighting	Excellent		11%
	Good		44%
	Fair		25%
	Poor		21%
Sidewalk maintenance	Excellent		8%
	Good		36%
	Fair		33%
	Poor		23%
Bus or transit services	Excellent		10%
	Good		25%
	Fair		32%
	Poor		33%
Land use, planning and zoning	Excellent		5%
	Good		22%
	Fair		36%
	Poor		37%
Code enforcement	Excellent		7%
	Good		22%
	Fair		32%
	Poor		39%
Garbage collection	Excellent		21%
	Good		51%
	Fair		19%
	Poor		9%
Drinking water	Excellent		10%
	Good		40%
	Fair		33%
	Poor		17%
































Please rate the quality of each of the following services in Pasco County.











































Please rate the quality of each of the following services in Pasco County.	Ambulance or emergency medical services	Poor		2%
	Fire services	Excellent		39%
		Good		51%
		Fair		9%
		Poor		0%
	Fire prevention and education	Excellent		21%
		Good		50%
		Fair		21%
		Poor		9%
	Emergency preparedness	Excellent		21%
		Good		48%
		Fair		22%
		Poor		9%
	Preservation of natural areas	Excellent		13%
		Good		35%
		Fair		21%
		Poor		31%
	Pasco County open space	Excellent		10%
		Good		33%
		Fair		34%
		Poor		24%
	Recycling	Excellent		14%
		Good		38%
		Fair		23%
		Poor		25%
	Yard waste pick-up	Excellent		12%
		Good		39%
		Fair		22%
		Poor		26%
	County parks	Excellent		24%
		Good		54%

Please rate the quality of each of the following services in Pasco County.	County parks	Fair		19%
		Poor		2%
	Recreation programs or classes	Excellent		14%
		Good		54%
		Fair		19%
		Poor		12%
	Recreation centers or facilities	Excellent		17%
		Good		52%
		Fair		21%
		Poor		11%
	Health services	Excellent		17%
		Good		49%
		Fair		22%
		Poor		12%
	Public library services	Excellent		37%
		Good		47%
		Fair		14%
		Poor		2%
	Overall customer service by Pasco County employees	Excellent		24%
		Good		53%
		Fair		19%
		Poor		3%
Please rate the following categories of Pasco County government performance.	The value of services for the taxes paid to Pasco County	Excellent		9%
		Good		44%
		Fair		34%
		Poor		13%
	The overall direction that Pasco County is taking	Excellent		12%
		Good		39%
		Fair		29%
		Poor		20%
	The job Pasco County government does at welcoming resident involvement	Excellent		9%
































Please rate the following categories of Pasco County government performance.	The job Pasco County government does at welcoming resident involvement	Good		32%
		Fair		33%
		Poor		26%
	Overall confidence in Pasco County government	Excellent		7%
		Good		41%
		Fair		31%
		Poor		21%
	Generally acting in the best interest of the community	Excellent		9%
		Good		39%
		Fair		34%
		Poor		17%
	Being honest	Excellent		11%
		Good		36%
		Fair		36%
		Poor		17%
	Being open and transparent to the public	Excellent		10%
		Good		33%
		Fair		39%
		Poor		17%
	Informing residents about issues facing the community	Excellent		10%
		Good		35%
		Fair		32%
		Poor		24%
	Treating all residents fairly	Excellent		11%
		Good		45%
		Fair		30%
		Poor		14%
	Treating residents with respect	Excellent		13%
		Good		50%
		Fair		26%
		Poor		11%

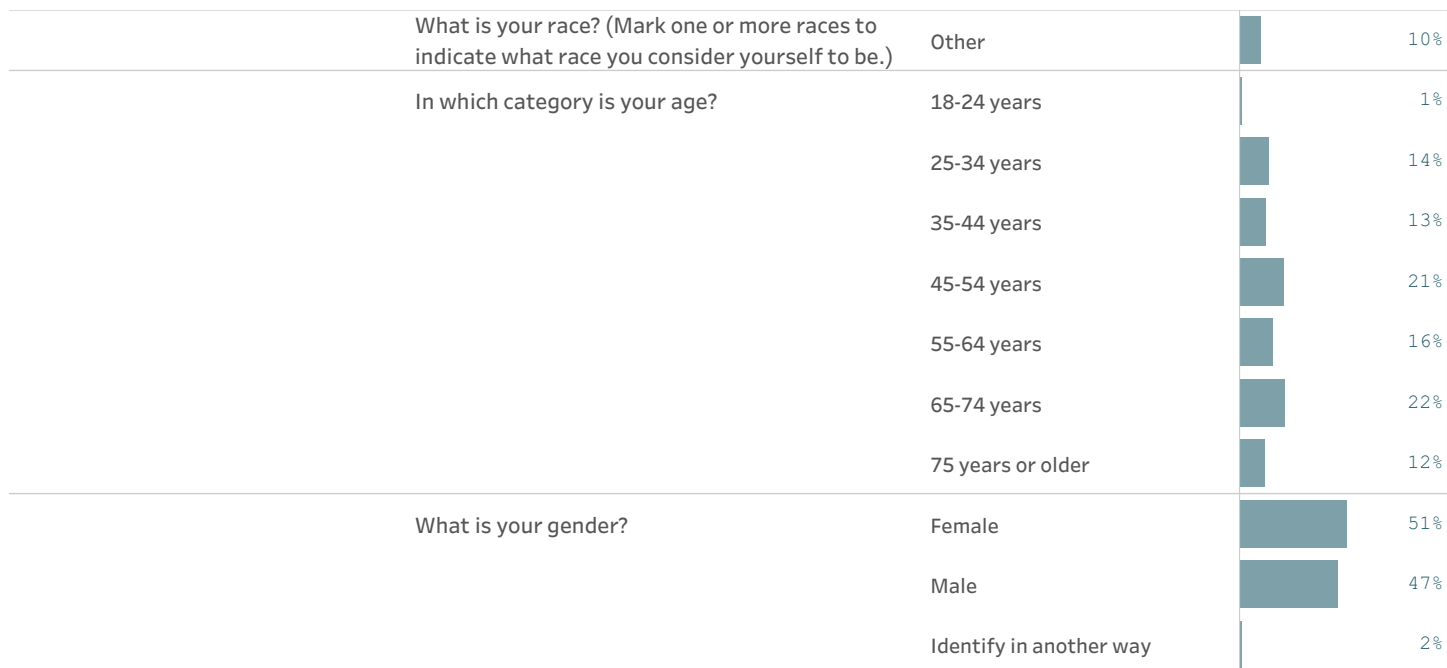
Overall, how would you rate the quality of the services provided by each of the following?	The County of Pasco County	Excellent		11%
		Good		49%
		Fair		31%
		Poor		9%
	The Federal Government	Excellent		6%
		Good		31%
		Fair		34%
		Poor		29%
Please rate how important, if at all, you think it is for the Pasco County COMMUNITY to focus on each of the following in the coming two years.	Overall economic health	Essential		51%
		Very important		43%
		Somewhat important		6%
		Not at all important		1%
	Overall quality of the transportation system	Essential		41%
		Very important		37%
		Somewhat important		19%
		Not at all important		2%
	Overall design or layout of residential and commercial areas	Essential		47%
		Very important		40%
		Somewhat important		11%
		Not at all important		2%
	Overall quality of the utility infrastructure	Essential		62%
		Very important		34%
		Somewhat important		4%
		Not at all important		1%
	Overall feeling of safety	Essential		59%
		Very important		32%
		Somewhat important		8%
		Not at all important		0%
	Overall quality of natural environment	Essential		45%
		Very important		42%
		Somewhat important		12%

Please rate how important, if at all, you think it is for the Pasco County COMMUNITY to focus on each of the following in the coming two years.	Overall quality of natural environment	Not at all important		1%
	Overall quality of parks and recreation opportunities	Essential		31%
		Very important		47%
		Somewhat important		21%
		Not at all important		1%
	Overall health and wellness opportunities	Essential		37%
		Very important		44%
		Somewhat important		15%
		Not at all important		4%
	Overall opportunities for education, culture, and the arts	Essential		32%
		Very important		43%
		Somewhat important		20%
		Not at all important		5%
	Residents' connection and engagement with their community	Essential		25%
		Very important		46%
		Somewhat important		27%
		Not at all important		2%
	Please rate the Pasco County government's performance (excluding schools and the Sheriff's Office) in carrying out its mission: Serving our community to create a better future.	Excellent		12%
		Good		48%
		Fair		31%
		Poor		9%
Pasco County government's vision is to become Florida's premier county. To that end, Pasco County's 2022-2025 Strategic Plan includes four focus areas (each supported by strategic goals) established by County Commissioners. Please rate Pasco County government's performance thus far in each of the following focus areas.	Create a thriving community (manage growth and redevelopment, maintain transportation and utilities systems, and reduce flooding)	Excellent		13%
		Good		41%
		Fair		28%
		Poor		18%
	Enhance quality of life (promote safety, provide essential services, and preserve natural resources)	Excellent		12%
		Good		48%
		Fair		27%
		Poor		13%
	Stimulate economic growth (retain and attract local businesses, improve employment opportunities, and diversify economic	Excellent		20%
		Good		40%

Pasco County government's vision is to become Florida's premier county. To that end, Pasco County's 2022-2025 Strategic Plan includes four focus areas (each supported by strategic goals) established by County Commissioners. Please rate Pasco County government's performance thus far in each of the following focus areas.	Stimulate economic growth (retain and attract local businesses, improve employment opportunities, and diversify economic investments)	Fair		31%
		Poor		9%
	Improve organizational performance (optimize and standardize processes to enhance services provided by the County)	Excellent		12%
		Good		42%
		Fair		37%
		Poor		10%
	Have you lived in any other Florida county (aside from Pasco County) within the last 10 years?	No		62%
		Yes		38%
Please rate Pasco County government's performance in comparison to the other Florida county(ies) in which you've previously lived.	Overall services provided by the County	Much better		18%
		Somewhat better		25%
		About the same		32%
		Somewhat worse		10%
		Much worse		16%
	Overall quality of life in the County	Much better		23%
		Somewhat better		27%
		About the same		26%
		Somewhat worse		13%
		Much worse		11%
In general, how many times do you:	Access the internet from your home	Several times a day		77%
		Once a day		9%
		A few times a week		7%
		Every few weeks		1%
		Less often or never		6%
	Access the internet from your cell phone	Several times a day		77%
		Once a day		4%
		A few times a week		11%
		Every few weeks		1%
		Less often or never		6%
	Visit social media sites	Several times a day		55%
		Once a day		16%
		A few times a week		11%

In general, how many times do you:	Visit social media sites	Every few weeks		3%
		Less often or never		15%
Use or check email		Several times a day		71%
		Once a day		19%
		A few times a week		9%
		Every few weeks		0%
		Less often or never		1%
Share your opinions online		Several times a day		11%
		Once a day		5%
		A few times a week		12%
		Every few weeks		15%
		Less often or never		57%
Shop online		Several times a day		15%
		Once a day		2%
		A few times a week		37%
		Every few weeks		28%
		Less often or never		18%
Please rate your overall health.		Excellent		20%
		Very good		43%
		Good		30%
		Fair		7%
		Poor		0%
What impact, if any, do you think the economy will have on your family income in the next 6 months? Do you think the impact will be:		Very positive		6%
		Somewhat positive		12%
		Neutral		41%
		Somewhat negative		32%
		Very negative		9%
How many years have you lived in Pasco County?		Less than 2 years		15%
		2-5 years		16%
		6-10 years		17%
		11-20 years		28%

How many years have you lived in Pasco County?	More than 20 years		24%
Which best describes the building you live in?	One family house detached from any other houses		58%
	Building with two or more homes (duplex, townhome, apa..		34%
	Mobile home		7%
	Other		1%
Do you rent or own your home?	Rent		28%
	Own		72%
About how much is your monthly housing cost for the place you live (including rent, mortgage payment, property tax, property insurance and homeowners' association (HOA) fees)?	Less than \$500		8%
	\$500 to \$999		24%
	\$1,000 to \$1,499		31%
	\$1,500 to \$1,999		22%
	\$2,000 to \$2,499		9%
	\$2,500 to \$2,999		3%
	\$3,000 to \$3,499		1%
	\$3,500 or more		2%
Do any children 17 or under live in your household?	No		73%
	Yes		27%
Are you or any other members of your household aged 65 or older?	No		59%
	Yes		41%
How much do you anticipate your household's total income before taxes will be for the current year? (Please include in your total income money from all sources for all persons living in your household.)	Less than \$25,000		15%
	\$25,000 to \$49,999		22%
	\$50,000 to \$74,999		17%
	\$75,000 to \$99,999		14%
	\$100,000 to \$149,999		17%
	\$150,000 or more		15%
Are you Spanish, Hispanic or Latino?	No, not Spanish, Hispanic, or Latino		86%
	Yes, I consider myself to be Spanish, Hispanic, or Latino		14%
What is your race? (Mark one or more races to indicate what race you consider yourself to be.)	American Indian or Alaskan Native		1%
	Asian, Asian Indian, or Pacific Islander		0%
	Black or African American		1%
	White		89%



Full trends

This table contains the trends over time for Pasco County. The combined “percent positive” responses for each survey year are presented (e.g., excellent/good or yes). If an item was not included during an administration of the survey, no percentage will be shown in the table. If the difference between the 2020 and 2021 surveys is greater than eight percentage points, the change is statistically significant.

It is important to note that in 2020, The NCS survey was updated to include new and refreshed items. Consequently, some of the trends may be impacted due to wording modifications that could have potentially altered the meaning of the item for the respondent.

		2009	2012	2013	2014	2015	2016	2017	2018	2019	2020	2021
Please rate each of the following aspects of quality of life in Pasco County.	Pasco County as a place to live	74%	79%	78%	67%	65%	67%	71%	67%	72%	78%	78%
	Your neighborhood as a place to live	78%	76%	75%	69%	67%	77%	71%	73%	74%	74%	76%
	Pasco County as a place to raise children	65%	64%	64%	55%	54%	57%	52%	56%	53%	69%	65%
	Pasco County as a place to work	34%	36%	36%	30%	33%	33%	30%	36%	44%	51%	47%
	Pasco County as a place to visit				38%	43%	40%	38%	44%	52%	54%	48%
	Pasco County as a place to retire	67%	65%	61%	66%	63%	63%	64%	70%	71%	73%	69%
	The overall quality of life	71%	70%	68%	59%	60%	64%	63%	61%	62%	74%	70%
	Sense of community	54%	57%	56%	40%	41%	40%	37%	42%	48%	57%	55%
Please rate each of the following characteristics as they relate to Pasco County as a whole.	Overall economic health				31%	34%	40%	34%	43%	42%	54%	57%
	Overall quality of the transportation system										48%	40%
	Overall design or layout of residential and commercial areas				35%	42%	45%	33%	45%	44%	52%	47%
	Overall quality of the utility infrastructure										52%	57%
	Overall feeling of safety				61%	57%	56%	55%	57%	61%	62%	60%
	Overall quality of natural environment	59%	67%	70%	65%	65%	63%	56%	65%	67%	68%	66%
	Overall quality of parks and recreation opportunities										70%	75%
	Overall health and wellness opportunities				55%	57%	52%	49%	63%	59%	59%	72%
	Overall opportunities for education, culture, and the arts				39%	46%	46%	41%	44%	44%	41%	40%
	Residents’ connection and engagement with their community										48%	45%
Please indicate how likely or unlikely you are to do each of the following.	Recommend living in Pasco County to someone who asks	80%	84%	81%	75%	73%	78%	75%	77%	76%	79%	77%
	Remain in Pasco County for the next five years	83%	84%	83%	78%	79%	84%	83%	80%	83%	91%	86%
Please rate how safe or unsafe you feel:	In your neighborhood during the day	92%	92%	93%	86%	87%	87%	83%	88%	93%	85%	90%
	In Pasco County’s downtown/commercial area during the day	78%	75%	77%	77%	81%	75%	74%	75%	81%	84%	88%
	From property crime	45%	43%	52%							65%	72%
	From violent crime	55%	64%	65%							71%	78%
	From fire, flood, or other natural disaster										74%	82%
Please rate the job you feel the Pasco County community does at each of the following.	Making all residents feel welcome										62%	56%
	Attracting people from diverse backgrounds										56%	56%
	Valuing/respecting residents from diverse backgrounds										59%	62%

Pasco County community does at each of the following.	Taking care of vulnerable residents	46% 41%											
	Overall quality of business and service establishments	59%	53%	50%	43%	48%	49%	54%	53%	57%	70%	66%	
	Variety of business and service establishments	63% 66%											
	Vibrancy of downtown/commercial area	47% 59%											
	Employment opportunities	12%	17%	18%	22%	22%	23%	21%	25%	28%	33%	47%	
	Shopping opportunities	63%	61%	59%	53%	51%	58%	56%	60%	66%	60%	67%	
	Cost of living	46% 47% 52% 55% 56% 52% 52% 51%											
Please rate each of the following in the Pasco County community.	Overall image or reputation	44%	51%	51%	36%	34%	42%	39%	38%	42%	46%	48%	
	Traffic flow on major streets	22%	35%	38%	45%	32%	42%	31%	30%	28%	37%	27%	
	Ease of public parking	53% 49% 51% 53% 51% 51% 55% 52%											
	Ease of travel by car	37%	44%	59%	47%	47%	54%	47%	42%	39%	50%	41%	
	Ease of travel by public transportation	28% 22% 19% 26% 32% 17% 35% 27%											
	Ease of travel by bicycle	19%	26%	31%	19%	23%	22%	30%	33%	24%	37%	31%	
	Ease of walking	27%	26%	30%	26%	32%	33%	34%	36%	39%	38%	34%	
	Well-planned residential growth	41% 27%											
	Well-planned commercial growth	43% 35%											
	Well-designed neighborhoods	48% 43%											
	Preservation of the historical or cultural character of the community	50% 52%											
	Public places where people want to spend time	34% 43% 39% 45% 45% 61% 45% 54%											
	Variety of housing options	60%	61%	64%	52%	51%	54%	53%	49%	54%	52%	46%	
	Availability of affordable quality housing	46%	53%	53%	41%	45%	47%	49%	49%	44%	34%	28%	
	Overall quality of new development	58%	52%	58%	40%	48%	57%	58%	60%	56%	54%	51%	
	Overall appearance	55%	50%	55%	47%	47%	40%	44%	41%	51%	55%	52%	
	Cleanliness	54%	55%	58%	52%	45%	40%	42%	39%	47%	54%	56%	
	Water resources	58% 61%											
	Air quality	59%	69%	75%	66%	63%	70%	67%	65%	71%	82%	79%	
	Availability of paths and walking trails	30%	33%	35%	34%	42%	44%	38%	42%	34%	58%	55%	
	Fitness opportunities	53% 58% 48% 51% 52% 51% 53% 58%											
	Recreational opportunities	44%	45%	50%	49%	55%	46%	49%	49%	53%	57%	59%	
	Availability of affordable quality food	61%	61%	59%	55%	55%	59%	65%	63%	66%	66%	67%	
	Availability of affordable quality health care	44%	46%	60%	56%	58%	56%	58%	61%	61%	57%	65%	
	Availability of preventive health services	48%	51%	61%	50%	57%	55%	57%	60%	63%	57%	62%	
	Availability of affordable quality mental health care	33% 41% 33% 43% 49% 45% 30% 48%											
	Opportunities to attend cultural/arts/music activities	34%	36%	30%	24%	35%	36%	33%	37%	34%	33%	42%	
	Community support for the arts	38% 37%											

Please also rate each of the following in the Pasco County community.	Availability of affordable quality childcare/preschool	40% 42% 50% 40% 46% 45% 44% 45% 53% 46% 36%
	K-12 education	53% 58% 51% 47% 50%
	Adult educational opportunities	37% 43% 44% 42% 44% 51% 44% 42%
	Sense of civic/community pride	38% 44%
	Neighborliness of residents	45% 43% 48% 41% 52% 45% 42% 53%
	Opportunities to participate in social events and activities	39% 42% 43% 40% 42% 52% 42% 47% 51% 42% 54%
	Opportunities to attend special events and festivals	39% 46% 46% 49% 49% 51% 49% 54%
	Opportunities to volunteer	60% 68% 68% 54% 65% 67% 54% 60% 62% 57% 63%
	Opportunities to participate in community matters	46% 50% 50% 40% 47% 49% 39% 47% 52% 49% 50%
	Openness and acceptance of the community toward people of diver..	53% 56% 56% 51% 47% 46% 37% 50% 51% 54% 57%
Please indicate whether or not you have done each of the following in the last 12 months.	Contacted the County of Pasco County for help or information	52% 55% 56% 37% 49% 41% 48% 50% 42% 54% 42%
	Contacted Pasco County elected officials to express your opinion	17% 27% 16% 20% 20% 20% 16% 15%
	Attended a local public meeting	24% 22% 21% 21% 24% 15% 23% 27% 21% 22% 21%
	Watched a local public meeting	33% 30% 30% 24% 25% 21% 21% 15% 16% 24% 24%
	Volunteered your time to some group/activity	37% 32% 44% 31% 35% 25% 34% 30% 23% 27% 21%
	Campaigned or advocated for a local issue, cause, or candidate	21% 21% 14% 21% 20% 17% 13% 13%
	Voted in your most recent local election	83% 73% 80% 73% 67%
	Used public transportation instead of driving	9% 9% 10% 4% 7% 5% 10% 6%
	Carpooled with other adults or children instead of driving alone	41% 31% 35% 37% 32% 28% 35% 35%
	Walked or biked instead of driving	34% 39% 38% 37% 33% 32% 29% 40%
Please rate the quality of each of the following services in Pasco County.	Public information services	52% 56% 55% 43% 56% 67% 50% 55% 51% 63% 59%
	Economic development	29% 30% 34% 31% 37% 39% 38% 46% 46% 63% 51%
	Traffic enforcement	54% 63% 60% 57% 56% 52% 55% 52% 43% 52% 45%
	Traffic signal timing	33% 40% 32% 37% 37% 38% 39% 38%
	Street repair	34% 44% 37% 27% 25% 25% 34% 30% 28% 40% 28%
	Street cleaning	31% 35% 32% 36% 38% 37% 49% 41%
	Street lighting	47% 51% 47% 48% 45% 52% 61% 54%
	Sidewalk maintenance	40% 41% 37% 43% 39% 39% 53% 44%
	Bus or transit services	29% 41% 42% 22% 35% 38% 43% 39% 43% 43% 36%
	Land use, planning and zoning	25% 39% 32% 24% 31% 31% 29% 38% 33% 40% 27%
	Code enforcement	19% 29% 28% 25% 20% 22% 25% 25% 28% 34% 29%
	Garbage collection	79% 78% 87% 76% 81% 83% 74% 78% 74% 73% 72%
	Drinking water	43% 52% 59% 46% 46% 47% 48% 46% 50% 54% 51%
	Sewer services	54% 65% 70% 59% 61% 61% 52% 61% 59% 66% 64%
	Storm water management	49% 51% 56% 36% 46% 47% 45% 45% 44% 57% 56%

Please rate the quality of each of the following services in Pasco County.	Power (electric and/or gas) utility	65% 67% 76% 67% 60% 71% 61% 66% 69% 74% 73%
	Utility billing	56% 55% 58% 55% 64% 63% 59% 66%
	Police/Sheriff services	75% 80% 79% 73% 72% 79% 78% 72% 78% 72% 74%
	Crime prevention	47% 52% 63% 59% 55% 54% 57% 57% 66% 69% 63%
	Animal control	35% 45% 48% 39% 39% 42% 41% 42% 44% 62% 66%
	Ambulance or emergency medical services	92% 87% 91% 82% 86% 90% 87% 86% 89% 88% 85%
	Fire services	92% 89% 91% 86% 88% 88% 87% 89% 89% 89% 91%
	Fire prevention and education	65% 69% 72% 67% 57% 63% 66% 64% 62% 73% 71%
	Emergency preparedness	64% 55% 60% 51% 61% 65% 57% 67% 66% 74% 69%
	Preservation of natural areas	45% 53% 52% 43% 55% 46% 41% 42% 49% 56% 48%
	Pasco County open space	51% 58% 60% 39% 48% 48% 41% 43% 52% 56% 43%
	Recycling	49% 53% 73% 59% 62% 59% 64% 55% 64% 61% 52%
	Yard waste pick-up	55% 59% 67% 52% 61% 58% 58% 53% 48% 63% 52%
	County parks	75% 75% 75% 61% 69% 71% 67% 73% 66% 70% 79%
	Recreation programs or classes	59% 63% 55% 52% 54% 49% 45% 54% 58% 51% 69%
	Recreation centers or facilities	62% 60% 65% 51% 59% 53% 48% 57% 57% 60% 68%
	Health services	49% 57% 64% 49% 60% 53% 56% 68% 57% 62% 67%
	Public library services	72% 70% 79% 62% 73% 79% 76% 76% 68% 77% 84%
	Overall customer service by Pasco County employees	75% 74% 76% 61% 64% 64% 64% 66% 69% 75% 78%
Please rate the following categories of Pasco County government performance.	The value of services for the taxes paid to Pasco County	40% 51% 52% 38% 43% 44% 51% 46% 49% 56% 53%
	The overall direction that Pasco County is taking	45% 51% 52% 42% 46% 45% 53% 51% 54% 50% 51%
	The job Pasco County government does at welcoming resident invol..	24% 43% 42% 26% 37% 39% 46% 41% 36% 44% 40%
	Overall confidence in Pasco County government	35% 42% 36% 43% 41% 40% 48% 48%
	Generally acting in the best interest of the community	33% 44% 40% 43% 43% 46% 54% 48%
	Being honest	31% 38% 47% 44% 44% 45% 58% 47%
	Being open and transparent to the public	51% 43%
	Informing residents about issues facing the community	52% 44%
	Treating all residents fairly	39% 42% 49% 45% 49% 50% 63% 56%
	Treating residents with respect	68% 63%
Overall, how would you rate the quality of the services provided by each of the following?	The County of Pasco County	50% 60% 61% 57% 59% 62% 63% 62% 67% 66% 60%
	The Federal Government	32% 38% 26% 34% 32% 31% 34% 36% 39% 37% 36%
Please rate how important, if at all, you think it is for the Pasco County COMMUNITY to focus on each of the following in the coming two years.	Overall economic health	91% 92% 82% 90% 90% 91% 93% 93%
	Overall quality of the transportation system	80% 78%
	Overall design or layout of residential and commercial areas	78% 75% 76% 73% 70% 78% 82% 87%
	Overall quality of the utility infrastructure	90% 95%

Please rate how important, if at all, you think it is for the Pasco County COMMUNITY to focus on each of the following in the coming two years.	Overall feeling of safety	96% 92% 90% 94% 92% 96% 91% 92%
	Overall quality of natural environment	78% 82% 76% 89% 83% 84% 82% 88%
	Overall quality of parks and recreation opportunities	83% 78%
	Overall health and wellness opportunities	69% 83% 76% 79% 84% 84% 83% 81%
	Overall opportunities for education, culture, and the arts	79% 83% 75% 80% 85% 81% 73% 75%
	Residents' connection and engagement with their community	69% 79% 72% 78% 78% 80% 66% 71%
In general, how many times do you:	Access the internet from your home	97% 94%
	Access the internet from your cell phone	92% 92%
	Visit social media sites	83% 82%
	Use or check email	95% 99%
	Share your opinions online	43% 28%
	Shop online	56% 54%
	Please rate your overall health.	61% 57% 59% 55% 52% 52% 54% 63%
	What impact, if any, do you think the economy will have on your fa..	11% 19% 23% 18% 28% 30% 26% 36% 37% 26% 18%

Pasco County 2021 Community Survey

Please complete this survey if you are the adult (age 18 or older) in the household who most recently had a birthday (the year of birth does not matter). Your responses are confidential and no identifying information will be shared.

1. Please rate each of the following aspects of quality of life in Pasco County.

	<u>Excellent</u>	<u>Good</u>	<u>Fair</u>	<u>Poor</u>	<u>Don't know</u>
Pasco County as a place to live.....	1	2	3	4	5
Your neighborhood as a place to live	1	2	3	4	5
Pasco County as a place to raise children.....	1	2	3	4	5
Pasco County as a place to work	1	2	3	4	5
Pasco County as a place to visit	1	2	3	4	5
Pasco County as a place to retire.....	1	2	3	4	5
The overall quality of life in Pasco County	1	2	3	4	5
Sense of community.....	1	2	3	4	5

2. Please rate each of the following characteristics as they relate to Pasco County as a whole.

	<u>Excellent</u>	<u>Good</u>	<u>Fair</u>	<u>Poor</u>	<u>Don't know</u>
Overall economic health of Pasco County	1	2	3	4	5
Overall quality of the transportation system (auto, bicycle, foot, bus) in Pasco County	1	2	3	4	5
Overall design or layout of Pasco County's residential and commercial areas (e.g., homes, buildings, streets, parks, etc.)	1	2	3	4	5
Overall quality of the utility infrastructure in Pasco County (water, sewer, storm water, electric, gas)	1	2	3	4	5
Overall feeling of safety in Pasco County.....	1	2	3	4	5
Overall quality of natural environment in Pasco County.....	1	2	3	4	5
Overall quality of parks and recreation opportunities.....	1	2	3	4	5
Overall health and wellness opportunities in Pasco County.....	1	2	3	4	5
Overall opportunities for education, culture, and the arts.....	1	2	3	4	5
Residents' connection and engagement with their community	1	2	3	4	5

3. Please indicate how likely or unlikely you are to do each of the following.

	<u>Very likely</u>	<u>Somewhat likely</u>	<u>Somewhat unlikely</u>	<u>Very unlikely</u>	<u>Don't know</u>
Recommend living in Pasco County to someone who asks	1	2	3	4	5
Remain in Pasco County for the next five years	1	2	3	4	5

4. Please rate how safe or unsafe you feel:

	<u>Very safe</u>	<u>Somewhat safe</u>	<u>Neither safe nor unsafe</u>	<u>Somewhat unsafe</u>	<u>Very unsafe</u>	<u>Don't know</u>
In your neighborhood during the day.....	1	2	3	4	5	6
In Pasco County's downtown/commercial area during the day	1	2	3	4	5	6
From property crime.....	1	2	3	4	5	6
From violent crime.....	1	2	3	4	5	6
From fire, flood, or other natural disaster	1	2	3	4	5	6

5. Please rate the job you feel the Pasco County community does at each of the following.

	<u>Excellent</u>	<u>Good</u>	<u>Fair</u>	<u>Poor</u>	<u>Don't know</u>
Making all residents feel welcome	1	2	3	4	5
Attracting people from diverse backgrounds.....	1	2	3	4	5
Valuing/respecting residents from diverse backgrounds.....	1	2	3	4	5
Taking care of vulnerable residents (elderly, disabled, homeless, etc.).....	1	2	3	4	5

6. Please rate each of the following in the Pasco County community.

	<u>Excellent</u>	<u>Good</u>	<u>Fair</u>	<u>Poor</u>	<u>Don't know</u>
Overall quality of business and service establishments in Pasco County	1	2	3	4	5
Variety of business and service establishments in Pasco County	1	2	3	4	5
Vibrancy of downtown/commercial area	1	2	3	4	5
Employment opportunities	1	2	3	4	5
Shopping opportunities	1	2	3	4	5
Cost of living in Pasco County.....	1	2	3	4	5
Overall image or reputation of Pasco County	1	2	3	4	5

7. Please also rate each of the following in the Pasco County community.

	<u>Excellent</u>	<u>Good</u>	<u>Fair</u>	<u>Poor</u>	<u>Don't know</u>
Traffic flow on major streets.....	1	2	3	4	5
Ease of public parking.....	1	2	3	4	5
Ease of travel by car in Pasco County.....	1	2	3	4	5
Ease of travel by public transportation in Pasco County.....	1	2	3	4	5
Ease of travel by bicycle in Pasco County.....	1	2	3	4	5
Ease of walking in Pasco County.....	1	2	3	4	5
Well-planned residential growth.....	1	2	3	4	5
Well-planned commercial growth.....	1	2	3	4	5
Well-designed neighborhoods.....	1	2	3	4	5
Preservation of the historical or cultural character of the community.....	1	2	3	4	5
Public places where people want to spend time.....	1	2	3	4	5
Variety of housing options.....	1	2	3	4	5
Availability of affordable quality housing.....	1	2	3	4	5
Overall quality of new development in Pasco County.....	1	2	3	4	5
Overall appearance of Pasco County.....	1	2	3	4	5
Cleanliness of Pasco County.....	1	2	3	4	5
Water resources (beaches, lakes, ponds, riverways, etc.).....	1	2	3	4	5
Air quality.....	1	2	3	4	5
Availability of paths and walking trails.....	1	2	3	4	5
Fitness opportunities (including exercise classes and paths or trails, etc.)... 1	2	3	4	5	
Recreational opportunities.....	1	2	3	4	5
Availability of affordable quality food.....	1	2	3	4	5
Availability of affordable quality health care.....	1	2	3	4	5
Availability of preventive health services.....	1	2	3	4	5
Availability of affordable quality mental health care.....	1	2	3	4	5
Opportunities to attend cultural/arts/music activities.....	1	2	3	4	5
Community support for the arts.....	1	2	3	4	5
Availability of affordable quality childcare/preschool.....	1	2	3	4	5
K-12 education.....	1	2	3	4	5
Adult educational opportunities.....	1	2	3	4	5
Sense of civic/community pride.....	1	2	3	4	5
Neighborliness of residents in Pasco County.....	1	2	3	4	5
Opportunities to participate in social events and activities.....	1	2	3	4	5
Opportunities to attend special events and festivals.....	1	2	3	4	5
Opportunities to volunteer.....	1	2	3	4	5
Opportunities to participate in community matters.....	1	2	3	4	5
Openness and acceptance of the community toward people of diverse backgrounds.....	1	2	3	4	5

8. Please indicate whether or not you have done each of the following in the last 12 months.

	<u>No</u>	<u>Yes</u>
Contacted Pasco County (in-person, phone, email, or web) for help or information.....	1	2
Contacted Pasco County elected officials (in-person, phone, email, or web) to express your opinion.....	1	2
Attended a local public meeting (of local elected officials like County Council or County Commissioners, advisory boards, town halls, HOA, neighborhood watch, etc.).....	1	2
Watched (online or on television) a local public meeting.....	1	2
Volunteered your time to some group/activity in Pasco County.....	1	2
Campaigned or advocated for a local issue, cause, or candidate.....	1	2
Voted in your most recent local election.....	1	2
Used bus, rail, subway, or other public transportation instead of driving.....	1	2
Carpooled with other adults or children instead of driving alone.....	1	2
Walked or biked instead of driving.....	1	2

Pasco County 2021 Community Survey

9. Please rate the quality of each of the following services in Pasco County.

	<u>Excellent</u>	<u>Good</u>	<u>Fair</u>	<u>Poor</u>	<u>Don't know</u>
Public information services.....	1	2	3	4	5
Economic development.....	1	2	3	4	5
Traffic enforcement	1	2	3	4	5
Traffic signal timing.....	1	2	3	4	5
Street repair	1	2	3	4	5
Street cleaning.....	1	2	3	4	5
Street lighting	1	2	3	4	5
Sidewalk maintenance.....	1	2	3	4	5
Bus or transit services	1	2	3	4	5
Land use, planning, and zoning.....	1	2	3	4	5
Code enforcement (weeds, abandoned buildings, etc.)	1	2	3	4	5
Garbage collection	1	2	3	4	5
Drinking water	1	2	3	4	5
Sewer services.....	1	2	3	4	5
Storm water management (storm drainage, dams, levees, etc.)	1	2	3	4	5
Power (electric and/or gas) utility.....	1	2	3	4	5
Utility billing	1	2	3	4	5
Police/Sheriff services	1	2	3	4	5
Crime prevention	1	2	3	4	5
Animal control.....	1	2	3	4	5
Ambulance or emergency medical services	1	2	3	4	5
Fire services	1	2	3	4	5
Fire prevention and education.....	1	2	3	4	5
Emergency preparedness (services that prepare the community for natural disasters or other emergency situations)	1	2	3	4	5
Preservation of natural areas (open space, farmlands, and greenbelts)	1	2	3	4	5
Pasco County open space	1	2	3	4	5
Recycling.....	1	2	3	4	5
Yard waste pick-up.....	1	2	3	4	5
County parks.....	1	2	3	4	5
Recreation programs or classes	1	2	3	4	5
Recreation centers or facilities	1	2	3	4	5
Health services.....	1	2	3	4	5
Public library services	1	2	3	4	5
Overall customer service by Pasco County employees (police, receptionists, planners, etc.)	1	2	3	4	5

10. Please rate the following categories of Pasco County government performance.

	<u>Excellent</u>	<u>Good</u>	<u>Fair</u>	<u>Poor</u>	<u>Don't know</u>
The value of services for the taxes paid to Pasco County	1	2	3	4	5
The overall direction that Pasco County is taking	1	2	3	4	5
The job Pasco County government does at welcoming resident involvement	1	2	3	4	5
Overall confidence in Pasco County government	1	2	3	4	5
Generally acting in the best interest of the community	1	2	3	4	5
Being honest.....	1	2	3	4	5
Being open and transparent to the public.....	1	2	3	4	5
Informing residents about issues facing the community	1	2	3	4	5
Treating all residents fairly	1	2	3	4	5
Treating residents with respect	1	2	3	4	5

11. Overall, how would you rate the quality of the services provided by each of the following?

	<u>Excellent</u>	<u>Good</u>	<u>Fair</u>	<u>Poor</u>	<u>Don't know</u>
Pasco County.....	1	2	3	4	5
The Federal Government.....	1	2	3	4	5

12. Please rate how important, if at all, you think it is for the Pasco County community to focus on each of the following in the coming two years.

	<u>Essential</u>	<u>Very important</u>	<u>Somewhat important</u>	<u>Not at all important</u>
Overall economic health of Pasco County	1	2	3	4
Overall quality of the transportation system (auto, bicycle, foot, bus) in Pasco County	1	2	3	4
Overall design or layout of Pasco County's residential and commercial areas (e.g., homes, buildings, streets, parks, etc.)	1	2	3	4
Overall quality of the utility infrastructure in Pasco County (water, sewer, storm water, electric, gas).....	1	2	3	4
Overall feeling of safety in Pasco County	1	2	3	4
Overall quality of natural environment in Pasco County	1	2	3	4
Overall quality of parks and recreation opportunities	1	2	3	4
Overall health and wellness opportunities in Pasco County	1	2	3	4
Overall opportunities for education, culture, and the arts.....	1	2	3	4
Residents' connection and engagement with their community	1	2	3	4

13. Please rate the Pasco County government's performance (excluding schools and the Sheriff's Office) in carrying out its mission: *Serving our community to create a better future.*

☐ Excellent ☐ Good ☐ Fair ☐ Poor ☐ Don't know

14. Pasco County government's vision is to become Florida's premier county. To that end, Pasco County's 2022-2025 Strategic Plan includes four focus areas (each supported by strategic goals) established by County Commissioners. Please rate Pasco County government's performance thus far in each of the following focus areas.

	<u>Excellent</u>	<u>Good</u>	<u>Fair</u>	<u>Poor</u>	<u>Don't know</u>
Create a thriving community (manage growth and redevelopment, maintain transportation and utilities systems, and reduce flooding)	1	2	3	4	5
Enhance quality of life (promote safety, provide essential services, and preserve natural resources).....	1	2	3	4	5
Stimulate economic growth (retain and attract local businesses, improve employment opportunities, and diversify economic investments)	1	2	3	4	5
Improve organizational performance (optimize and standardize processes to enhance services provided by the County).....	1	2	3	4	5

15. Have you lived in any other Florida county (aside from Pasco County) within the last 10 years?

☐ No → go to question D1 ☐ Yes → go to question 16

16. Please rate Pasco County government's performance in comparison to the other Florida county(ies) in which you've previously lived.

	<u>Much better</u>	<u>Somewhat better</u>	<u>About the same</u>	<u>Somewhat worse</u>	<u>Much worse</u>	<u>Don't know</u>
Overall services provided by the County	1	2	3	4	5	6
Overall quality of life in the County	1	2	3	4	5	6

Pasco County 2021 Community Survey

Our last questions are about you and your household.

Again, all of your responses to this survey are confidential and no identifying information will be shared.

D1. In general, how many times do you:

	Several times a day	Once a day	A few times a week	Every few weeks	Less often or never	Don't know
Access the internet from your home using a computer, laptop, or tablet computer	1	2	3	4	5	6
Access the internet from your cell phone.....	1	2	3	4	5	6
Visit social media sites such as Facebook, Twitter, Nextdoor, etc.	1	2	3	4	5	6
Use or check email.....	1	2	3	4	5	6
Share your opinions online.....	1	2	3	4	5	6
Shop online	1	2	3	4	5	6

D2. Please rate your overall health.

☐ Excellent ☐ Very good ☐ Good ☐ Fair ☐ Poor

D3. What impact, if any, do you think the economy will have on your family income in the next 6 months?

Do you think the impact will be:

☐ Very positive ☐ Somewhat positive ☐ Neutral ☐ Somewhat negative ☐ Very negative

D4. How many years have you lived in Pasco County?

☐ Less than 2 years
☐ 2-5 years
☐ 6-10 years
☐ 11-20 years
☐ More than 20 years

D5. Which best describes the building you live in?

☐ One family house detached from any other houses
☐ Building with two or more homes
 (duplex, townhome, apartment, or condominium)
☐ Mobile home
☐ Other

D6. Do you rent or own your home?

☐ Rent
☐ Own

D7. About how much is your monthly housing cost for the place you live (including rent, mortgage payment, property tax, property insurance, and homeowners' association (HOA) fees)?

☐ Less than \$500 ☐ \$2,000 to \$2,499
☐ \$500 to \$999 ☐ \$2,500 to \$2,999
☐ \$1,000 to \$1,499 ☐ \$3,000 to \$3,499
☐ \$1,500 to \$1,999 ☐ \$3,500 or more

D8. Do any children 17 or under live in your household?

☐ No ☐ Yes

D9. Are you or any other members of your household aged 65 or older?

☐ No ☐ Yes

D10. How much do you anticipate your household's total income before taxes will be for the current year? (Please include in your total income money from all sources for all persons living in your household.)

☐ Less than \$25,000 ☐ \$75,000 to \$99,999
☐ \$25,000 to \$49,999 ☐ \$100,000 to \$149,999
☐ \$50,000 to \$74,999 ☐ \$150,000 or more

D11. Are you Spanish, Hispanic or Latino?

☐ No, not Spanish, Hispanic, or Latino
☐ Yes, I consider myself to be Spanish, Hispanic, or Latino

D12. What is your race? (Mark one or more races to indicate what race you consider yourself to be.)

☐ American Indian or Alaskan Native
☐ Asian, Asian Indian, or Pacific Islander
☐ Black or African American
☐ White
☐ Other

D13. In which category is your age?

☐ 18-24 years ☐ 55-64 years
☐ 25-34 years ☐ 65-74 years
☐ 35-44 years ☐ 75 years or older
☐ 45-54 years

D14. What is your gender?

☐ Female
☐ Male
☐ Identify in another way

Thank you!

Please return the completed survey in the postage-paid envelope to:
National Research Center, Inc., PO Box 549, Belle Mead, NJ 08502