

Pasco County, FL

The National Community Survey

Report of Results
2022

Report by:



Visit us online!
www.polco.us

About The NCS™

The National Community Survey™ (The NCS™) report is about the “livability” of Pasco County. A livable community is a place that is not simply habitable, but that is desirable. It is not only where people do live, but where they want to live. The survey was developed by the experts from National Research Center at Polco.

Great communities are partnerships of the government, private sector, community-based organizations and residents, all geographically connected. The NCS captures residents’ opinions considering ten central facets of a community:

- Economy
- Mobility
- Community Design
- Utilities
- Safety
- Natural Environment
- Parks and Recreation
- Health and Wellness
- Education, Arts, and Culture
- Inclusivity and Engagement

The report provides the opinions of a representative sample of 363 residents of Pasco County collected from October 24, 2022 to December 5, 2022. The margin of error around any reported percentage is 5% for all respondents and the response rate for the 2022 survey was 10%. Survey results were weighted so that the demographic profile of respondents was representative of the demographic profile of adults in Pasco County.



How the results are reported

For the most part, the percentages presented in the following tabs represent the “percent positive.” Most commonly, the percent positive is the combination of the top two most positive response options (i.e., excellent/good, very safe/somewhat safe, etc.). On many of the questions in the survey respondents may answer “don’t know.” The proportion of respondents giving this reply is shown in the full set of responses included in the tab “Complete data.” However, these responses have been removed from the analyses presented in most of the tabs. In other words, the tables and graphs display the responses from respondents who had an opinion about a specific item.

Comparisons to benchmarks

NRC’s database of comparative resident opinion is comprised of resident perspectives gathered in surveys from over 600 communities whose residents evaluated the same kinds of topics on The National Community Survey. The comparison evaluations are from the most recent survey completed in each community in the last five years. NRC adds the latest results quickly upon survey completion, keeping the benchmark data fresh and relevant. The communities in the database represent a wide geographic and population range. In each tab, Pasco County’s results are noted as being “higher” than the benchmark, “lower” than the benchmark, or “similar” to the benchmark, meaning that the average rating given by Pasco County residents is statistically similar to or different (greater or lesser) than the benchmark. Being rated as “higher” or “lower” than the benchmark means that Pasco County’s average rating for a particular item was more than 10 points different than the benchmark. If a rating was “much higher” or “much lower,” then Pasco County’s average rating was more than 20 points different when compared to the benchmark.

The survey was administered during the COVID-19 pandemic, a time of challenge for many local governments. While we provide comparisons to national benchmarks, it is important to note that much of the benchmark data was collected prior to the pandemic. This may impact how your county’s 2022 ratings compare to other communities’ ratings from the past five years.

Trends over time

Trend data for Pasco County represent important comparison data and should be examined for improvements or declines*. Deviations from stable trends over time represent opportunities for understanding how local policies, programs, or public information may have affected residents' opinions. Changes between survey years have been noted with an arrow and the percent difference. If the difference is greater than seven percentage points between the 2021 and 2022 surveys, the change is statistically significant.

* In 2020, The NCS survey was updated to include new and refreshed items. Consequently, some of the trends may be impacted due to wording modifications that could have potentially altered the meaning of the item for the respondent.

Methods

Selecting survey recipients

All households within Pasco County were eligible to participate in the survey. A list of all households within the zip codes serving Pasco County was purchased from Go-Dog Direct based on updated listings from the United States Postal Service. Since some of the zip codes that serve Pasco County households may also serve addresses that lie outside of the community, the exact geographic location of each housing unit was compared to community boundaries using the most current municipal boundary file. Addresses located outside of Pasco County boundaries were removed from the list of potential households to survey. Each address identified as being within county boundaries was further identified as being within one of five districts. From that list, addresses were randomly selected as survey recipients, with multi-family housing units (defined as those with a unit number) sampled at a rate of 5:3 compared to single family housing units.

An individual within each household was selected using the birthday method. The birthday method selects a person within the household by asking the “person whose birthday has most recently passed” to complete the questionnaire. The underlying assumption in this method is that day of birth has no relationship to the way people respond to surveys. This instruction was contained in the introduction of the survey.

Conducting the survey

The 3,700 randomly selected households received mailings beginning on October 24, 2022 and the survey remained open for six weeks. The first mailing was a postcard inviting the household to participate in the survey. The next mailing contained a cover letter with instructions, the survey questionnaire, and a postage-paid return envelope. All mailings included a web link to give residents the opportunity to respond to the survey online. All follow-up mailings asked those who had not completed the survey to do so and those who had already done so to refrain from completing the survey again.

About 6% of the 3,700 mailed invitations or surveys were returned because the household address was vacant or the postal service was unable to deliver the survey as addressed. Of the remaining 3,475 households that received the invitations to participate, 363 completed the survey, providing an overall response rate of 10%. The response rate was calculated using AAPOR’s response rate #2* for mailed surveys of unnamed persons.

It is customary to describe the precision of estimates made from surveys by a “level of confidence” and accompanying “confidence interval” (or margin of error). A traditional level of confidence, and the one used here, is 95%. The 95% confidence interval can be any size and quantifies the sampling error or imprecision of the survey results because some residents’ opinions are relied on to estimate all residents’ opinions. The margin of error for the Pasco County survey is no greater than plus or minus five percentage points around any given percent reported for all respondents (363 completed surveys).

In addition to the randomly selected “probability sample” of households, a link to an online open participation survey was publicized by Pasco County. The open participation survey was identical to the probability sample survey with two small updates; it included a map at the beginning asking where the respondent lives and a question about where they heard about the survey. The open participation survey was open to all county residents and became available on November 14, 2022. The survey remained open for five weeks. The data presented in the following tabs exclude the open participation survey data, but a tab at the end provides the complete frequency of responses to questions by the open participation respondents.

Analyzing the data

Responses from mailed surveys were entered into an electronic dataset using a “key and verify” method, where all responses are entered twice and compared to each other. Any discrepancies were resolved in comparison to the original survey form. Range checks as well as other forms of quality control were also performed. Responses from surveys completed on Polco were downloaded and merged with the mailed survey responses.

The demographics of the survey respondents were compared to those found in the 2010 Census and 2020 American Community Survey estimates for adults in Pasco County. The primary objective of weighting survey data is to make the survey respondents reflective of the larger population of the community. The characteristics used for weighting were age, sex, race, Hispanic origin, housing type, housing tenure, and area. No adjustments were made for design effects. Weights were calculated using an iterative, multiplicative raking model known as the ANES Weighting Algorithm.* The results of the weighting scheme for the probability sample are presented in the following table.

NRC aligns demographic labels with those used by the U.S. Census for reporting purposes, when possible. Some categories (e.g., age, race/Hispanic origin, housing type, and length of residency) are combined into smaller subgroups.

		Unweighted	Weighted	Target*
Age	18-34	4%	21%	23%
	35-54	21%	32%	32%
	55+	75%	47%	45%
Area	District 1	20%	21%	21%
	District 2	17%	16%	17%
	District 3	20%	21%	21%
	District 4	18%	21%	20%
	District 5	25%	22%	21%
Hispanic origin	No, not Spanish, Hispanic, or Latino	92%	86%	86%
	Spanish, Hispanic, or Latino	8%	14%	14%
Housing tenure	Own	87%	73%	73%
	Rent	13%	27%	27%
Housing type	Attached	18%	33%	33%
	Detached	82%	67%	67%
Race & Hispanic origin	Not white alone	15%	24%	24%
	White alone, not Hispanic or Latino	85%	76%	76%
Sex	Man	47%	45%	48%
	Woman	53%	55%	52%
Sex/age	Man 18-34	1%	6%	11%
	Man 35-54	11%	17%	16%
	Man 55+	35%	22%	21%
	Woman 18-34	2%	12%	11%
	Woman 35-54	11%	17%	16%
	Woman 55+	40%	26%	24%

The survey datasets were analyzed using all or some of a combination of the Statistical Package for the Social Sciences (SPSS), R, Python and Tableau. For the most part, the percentages presented in the reports represent the “percent positive.” The percent positive is the combination of the top two most positive response options (i.e., excellent/good, very safe/somewhat safe, essential/very important, etc.), or, in the case of resident behaviors/participation, the percent positive represents the proportion of respondents indicating “yes” or participating in an activity at least once a month.

On many of the questions in the survey respondents may answer “don’t know.” The proportion of respondents giving this reply is shown in the full set of responses included in the tab “Complete data”. However, these responses have been removed from the analyses presented in the reports. In other words, the tables and graphs display the responses from respondents who had an opinion about a specific item.

Contact

Pasco County funded this research. Please contact Marc Bellas of Pasco County at mbellas@pascocountyfl.net if you have any questions about the survey.

Survey Validity

See the Polco Knowledge Base article on survey validity at <https://info.polco.us/knowledge/statistical-vali>

* See AAPOR’s Standard Definitions for more information at

<https://www.aapor.org/Publications-Media/AAPOR-Journals/Standard-Definitions.aspx>

* Pasek, J. (2010). ANES Weighting Algorithm. Retrieved from

<https://web.stanford.edu/group/iriss/cgi-bin/anesrake/resources/RakingDescription.pdf>

* Targets come from the 2010 Census and 2020 American Community Survey

Key Findings

Residents appreciate the quality of life in Pasco County, with strong ratings for the inclusivity of the community.

A strong majority, about 8 in 10 respondents, indicated that they are very likely or somewhat likely to remain in Pasco County for the next five years. About 7 in 10 also reported that they would recommend living in Pasco County to someone who asked. A similar proportion valued the overall quality of life in Pasco County, and the county as a place to live. About half positively rated the overall image or reputation of Pasco County, holding steady with 2021 results.

Feelings of inclusivity likely contribute to the high quality of life in Pasco County. Roughly 6 in 10 participants reported feeling that the Pasco County community does an excellent or good job at making all residents feel welcome and attracting people from diverse backgrounds, both of which were similar to national and peer benchmarks. Both ratings also remained stable since the 2021 survey iteration. Over 6 in 10 positively ranked opportunities to volunteer, while about 5 in 10 offered high marks to opportunities to participate in community matters (52%) and opportunities to participate in social events and activities (49%).

Pasco County's economy remains an area of opportunity.

The economy remains a top priority for residents, with 91% rating it an essential or very important focus area for the County in the next two years. About 4 in 10 positively rated Pasco County as a place to work. A similar proportion offered favorable reviews to the community as a place to visit, a 10% decline from the 2021 results. Roughly 6 in 10 gave high marks to shopping opportunities and the overall quality of business and service establishments in Pasco County, both of which saw about a 10% decrease, but remained on par with national and custom benchmarks. Ratings for the vibrancy of Pasco County's downtown/commercial area (47% excellent or good) and variety of business and service establishments (53%) also saw about a 10% decline. However, both ratings were similar to national and peer counterparts. The quality of economic development services in Pasco County was given high marks by about half, holding steady with 2021 ratings.

Although residents generally feel safe in Pasco County, safety is still a priority.

Over 9 in 10 community members felt it was essential or very important for the County to focus on safety in the coming two years, while only 53% offered high marks to the overall feeling of safety in Pasco County, indicating an opportunity for renewed focus. Many residents, about 90%, reported feeling safe in their neighborhood during the day, on par with 2021 results. Just over 8 in 10 reported feeling safe in Pasco County's downtown/commercial area during the day. About 7 in 10 felt safe from violent crime, while about 6 in 10 felt safe from property crime, both of which declined by about 10% since 2021. Most ratings related to feelings of safety in Pasco County were similar to national and custom benchmark communities, with the exception of a few areas.

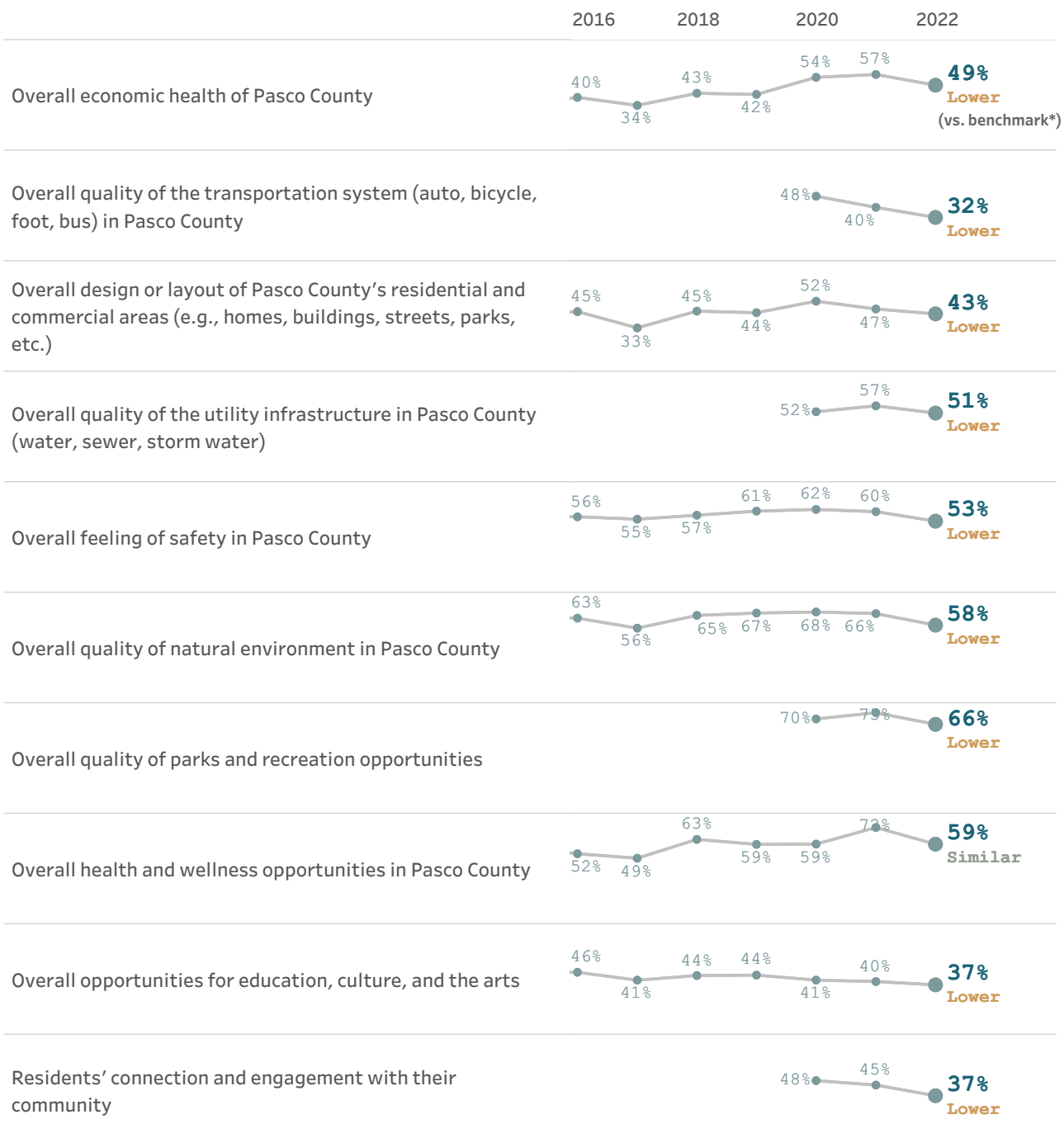
Ratings for Police/Sheriff services (62% excellent or good) and crime prevention (50%) declined by 12% and 13%, respectively. Ratings for animal control also saw a decline of 8%. However, all other ratings related to safety services in Pasco County remained stable, including fire services (86%), ambulance or emergency medical services (84%), fire prevention and education (71%), and emergency preparedness (69%); All of these ratings were on par with custom and national benchmarks.

Facets of livability

Resident perceptions of quality and importance for each of the facets of community livability provide an overview of community strengths and challenges that are useful for planning, budgeting and performance evaluation.

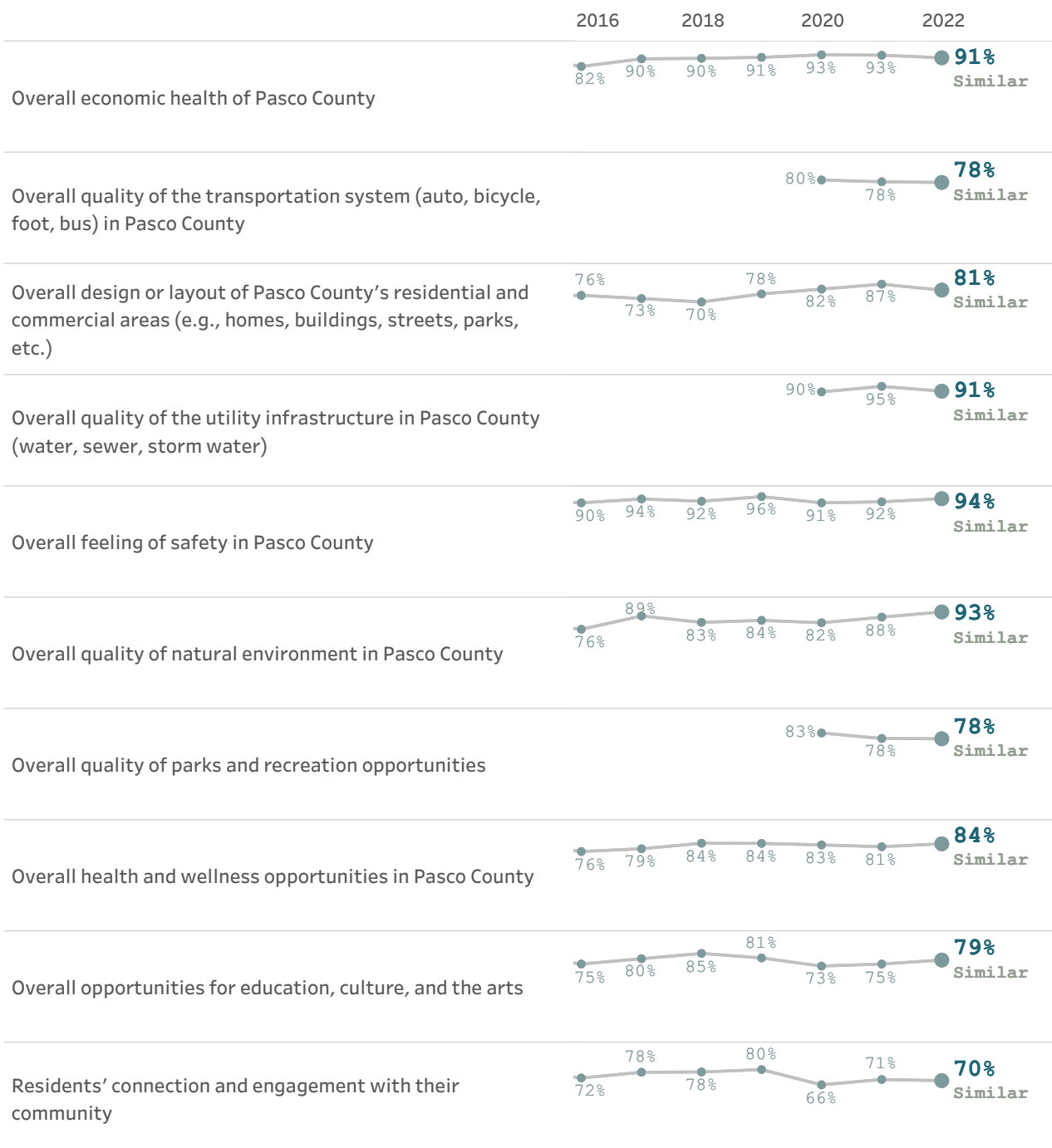
The charts below show the proportion of residents who rated the community facets positively for quality and the priority (importance) placed on each. Also displayed is whether local ratings were lower, similar, or higher than communities across the country (the national benchmark).

Please rate each of the following characteristics as they relate to Pasco County as a whole.
(% excellent or good)



Please rate how important, if at all, you think it is for the Pasco County community to focus on each of the following in the coming two years.

(% essential or very important)



* Comparison to the national benchmark is shown. If no comparison is available, this is left blank.

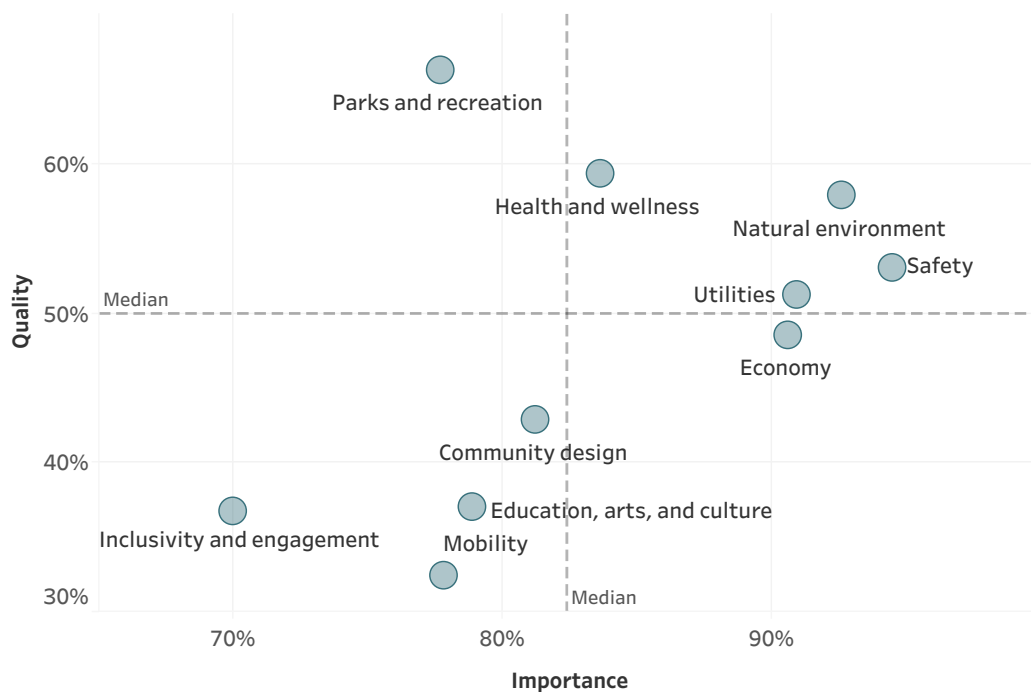
Balancing performance and importance

Every jurisdiction must balance limited resources while meeting resident needs and striving to optimize community livability. To this end, it is helpful to know what aspects of the community are most important to residents and which they perceive as being of higher or lower quality. It is especially helpful to know when a facet of livability is considered of high importance but rated as lower quality, as this should be a top priority to address.

To help guide county staff and officials with decisions on future resource allocation, resident ratings of the importance of services were compared to their ratings of the quality of these services. To identify the services perceived by residents to have relatively lower quality at the same time as relatively higher importance, all services were ranked from highest perceived quality to lowest perceived quality and from highest perceived importance to lowest perceived importance. Some services were in the top half of both lists (higher quality and higher importance); some were in the top half of one list but the bottom half of the other (higher quality and lower importance or lower quality and higher importance); and some services were in the bottom half of both lists.

Services receiving quality ratings of excellent or good by 50% or more of respondents were considered of “higher quality” and those with ratings lower than 50% were considered to be of “lower quality.” Services were classified as “more important” if they were rated as essential or very important by 82% or more of respondents. Services were rated as “less important” if they received a rating of less than 82%. This classification uses the median ratings for quality and importance to divide the services in half.

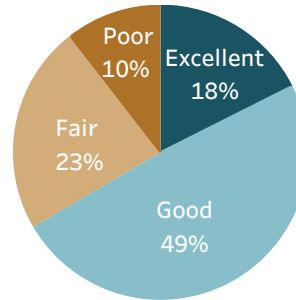
The quadrants in the figure below show which community facets were given higher or lower importance ratings (right-left) and which had higher or lower quality ratings (up-down). Facets of livability falling closer to a diagonal line from the lower left to the upper right are those where performance ratings are more commensurate with resident priorities. Facets scoring closest to the lower right hand corner of the matrix (higher in importance and lower in quality) are those that may warrant further investigation to see if changes to their delivery are necessary to improve their performance. This is the key part of this chart on which to focus. Facets falling in the top left hand corner of the chart (lower in importance but higher in quality) are areas where performance may outscore resident priorities, and may be a consideration for lower resource allocation.




Quality of life

Measuring community livability starts with assessing the quality of life of those who live there, and ensuring that the community is attractive, accessible, and welcoming to all.

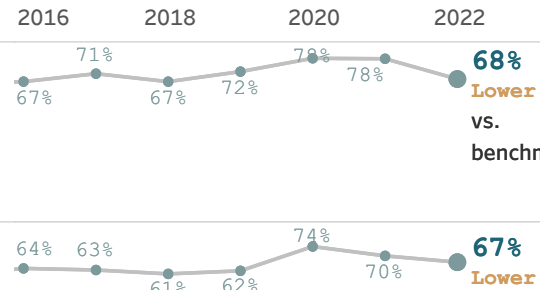
The overall quality of life in Pasco County, 2022



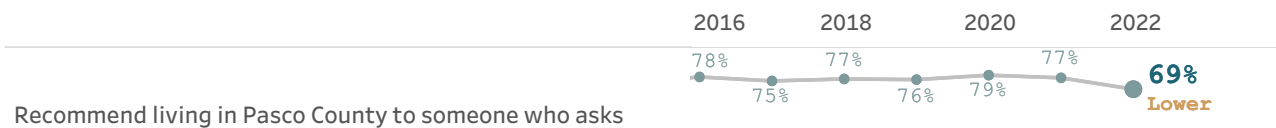
Please rate each of the following aspects of quality of life in Pasco County.
(% excellent or good)



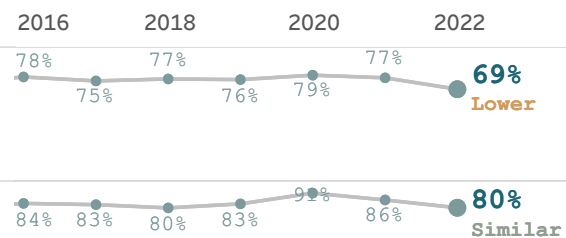
The overall quality of life in Pasco County



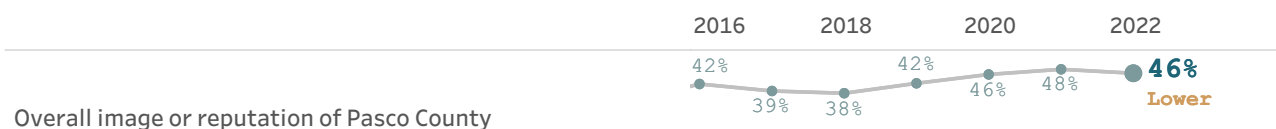
Please indicate how likely or unlikely you are to do each of the following.
(% very or somewhat likely)



Remain in Pasco County for the next five years



Please rate each of the following in the Pasco County community.
(% excellent or good)

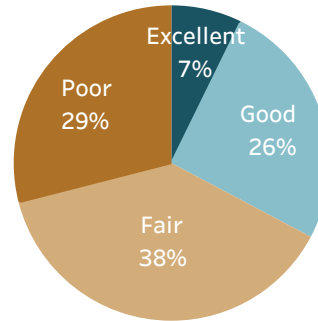


* Comparison to the national benchmark is shown. If no comparison is available, this is left blank.

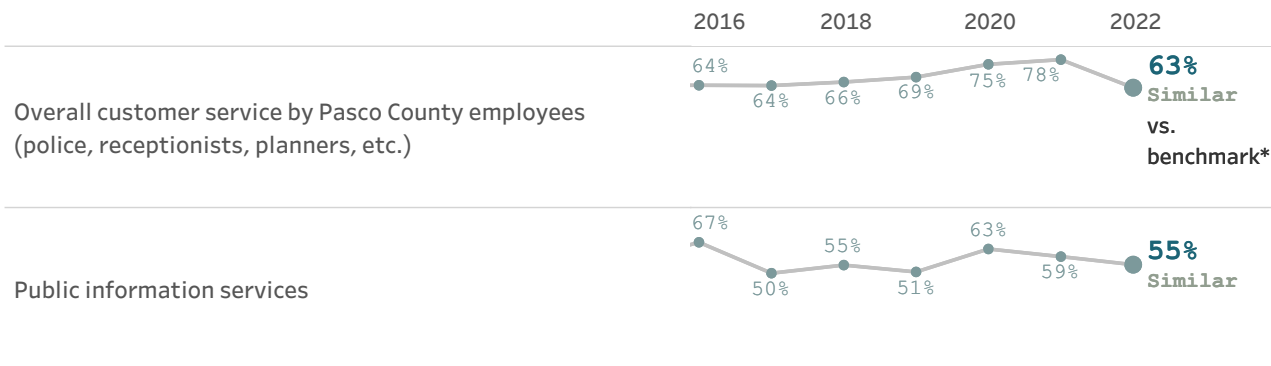
Governance

Strong local governments produce results that meet the needs of residents while making the best use of available resources, and are responsive to the present and future needs of the community as a whole.

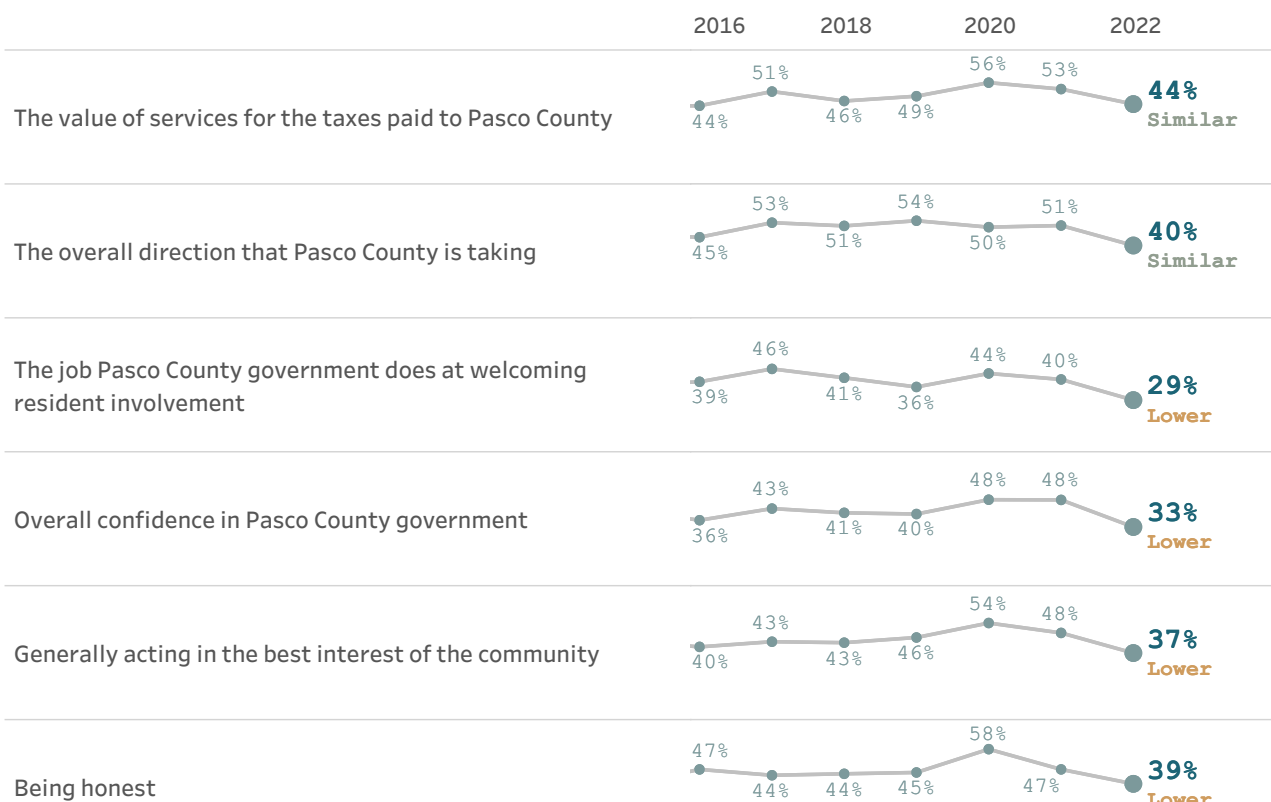
Overall confidence in Pasco County government, 2022

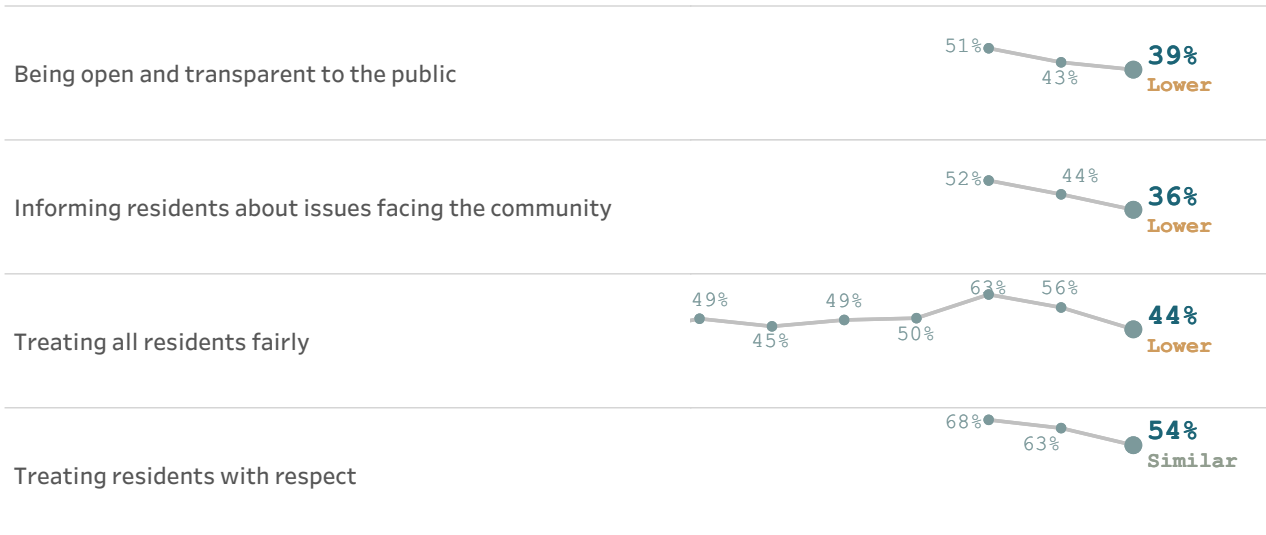


Please rate the quality of each of the following services in Pasco County.
(% excellent or good)

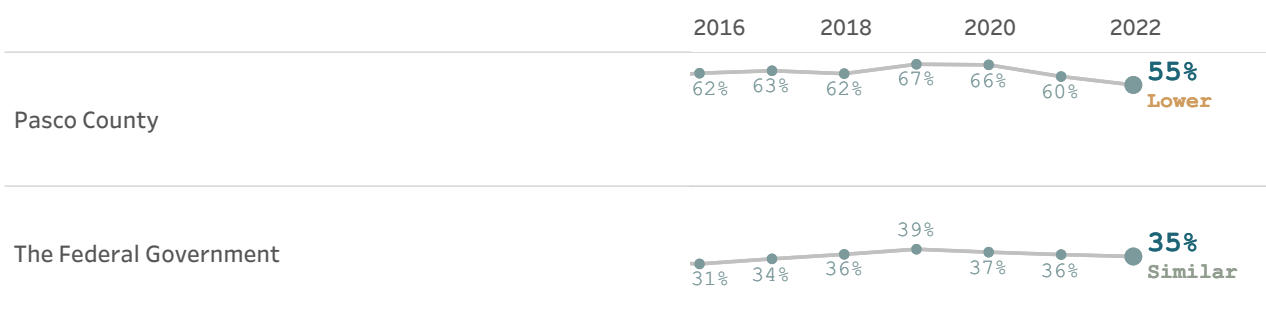


Please rate the following categories of Pasco County government performance.
(% excellent or good)





Overall, how would you rate the quality of the services provided by each of the following?
 (% excellent or good)

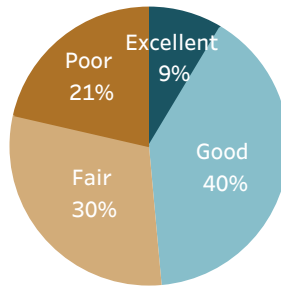


* Comparison to the national benchmark is shown. If no comparison is available, this is left blank.

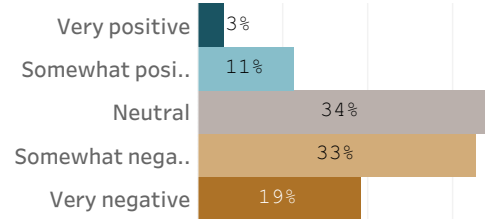
Economy

Local governments work together with private and nonprofit businesses, and with the community at large, to foster sustainable growth, create jobs, and promote a thriving local economy.

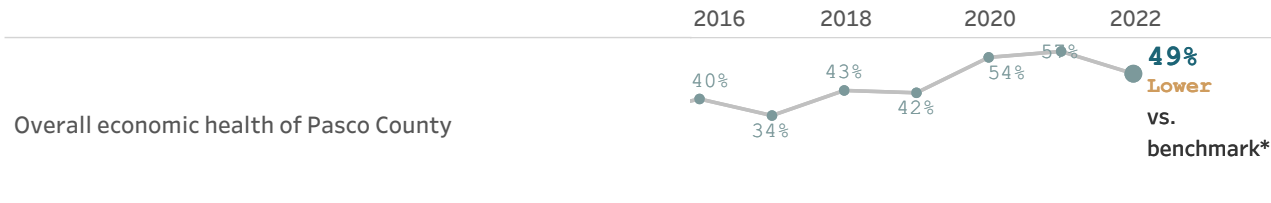
Overall economic health of Pasco County, 2022



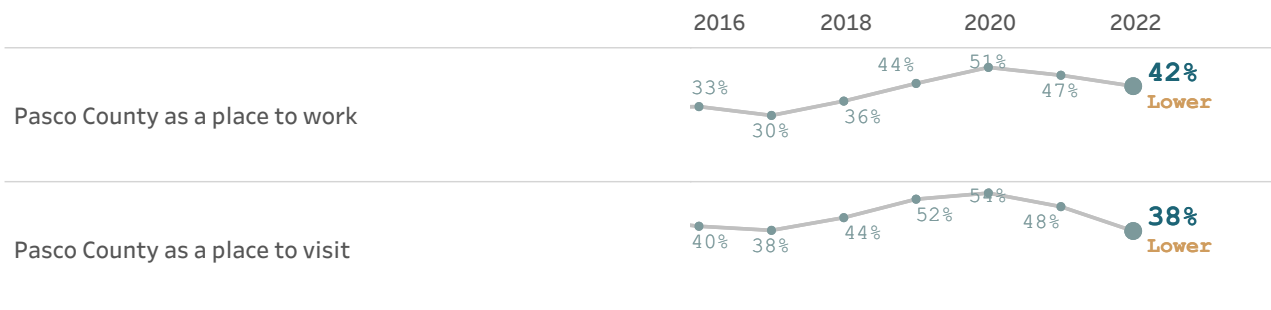
About how much is your monthly housing cost for the place you live (including rent, mortgage payment, property tax, property insurance, and homeowners' association (HOA) fees)?, Access the internet from your cell phone, Access the internet from your home using a computer, laptop, or tablet computer and 154 more



Please rate each of the following characteristics as they relate to Pasco County as a whole.
(% excellent or good)



Please rate each of the following aspects of quality of life in Pasco County.
(% excellent or good)




Pasco County as a place to visit

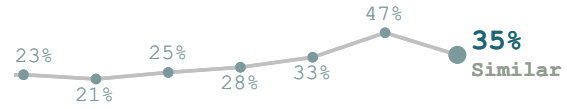
Please rate each of the following in the Pasco County community.
(% excellent or good)



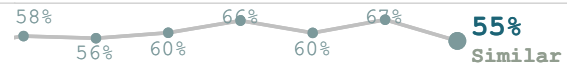
Variety of business and service establishments in Pasco County



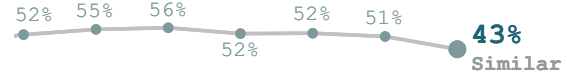
Employment opportunities



Shopping opportunities

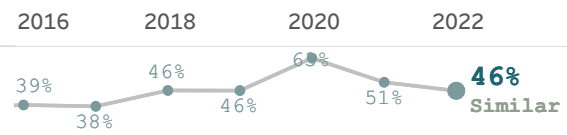


Cost of living in Pasco County



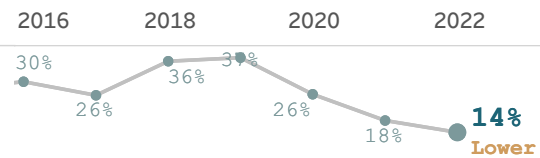
Please rate the quality of each of the following services in Pasco County.
(% excellent or good)

Economic development



What impact, if any, do you think the economy will have on your family income in the next 6 months? Do you think the impact will be:
(% very or somewhat positive)

What impact, if any, do you think the economy will have on your family income in the next 6 months? Do you think the impact will be:

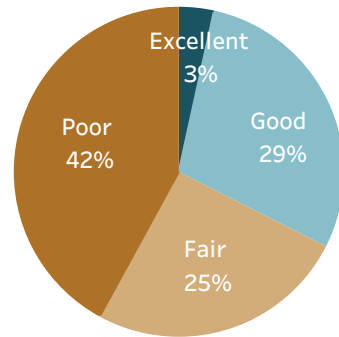


* Comparison to the national benchmark is shown. If no comparison is available, this is left blank.

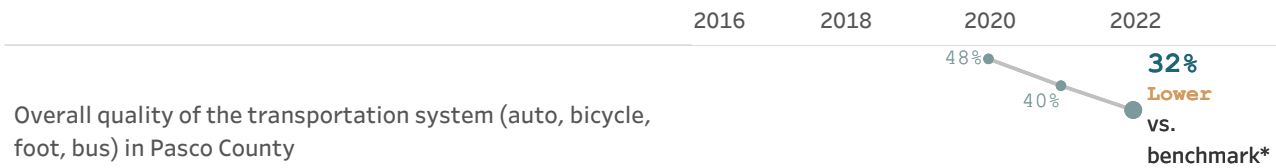
Mobility

The ease with which residents can move about their communities, whether for commuting, leisure, or recreation, plays a major role in the quality of life for all who live, work, and play in the community.

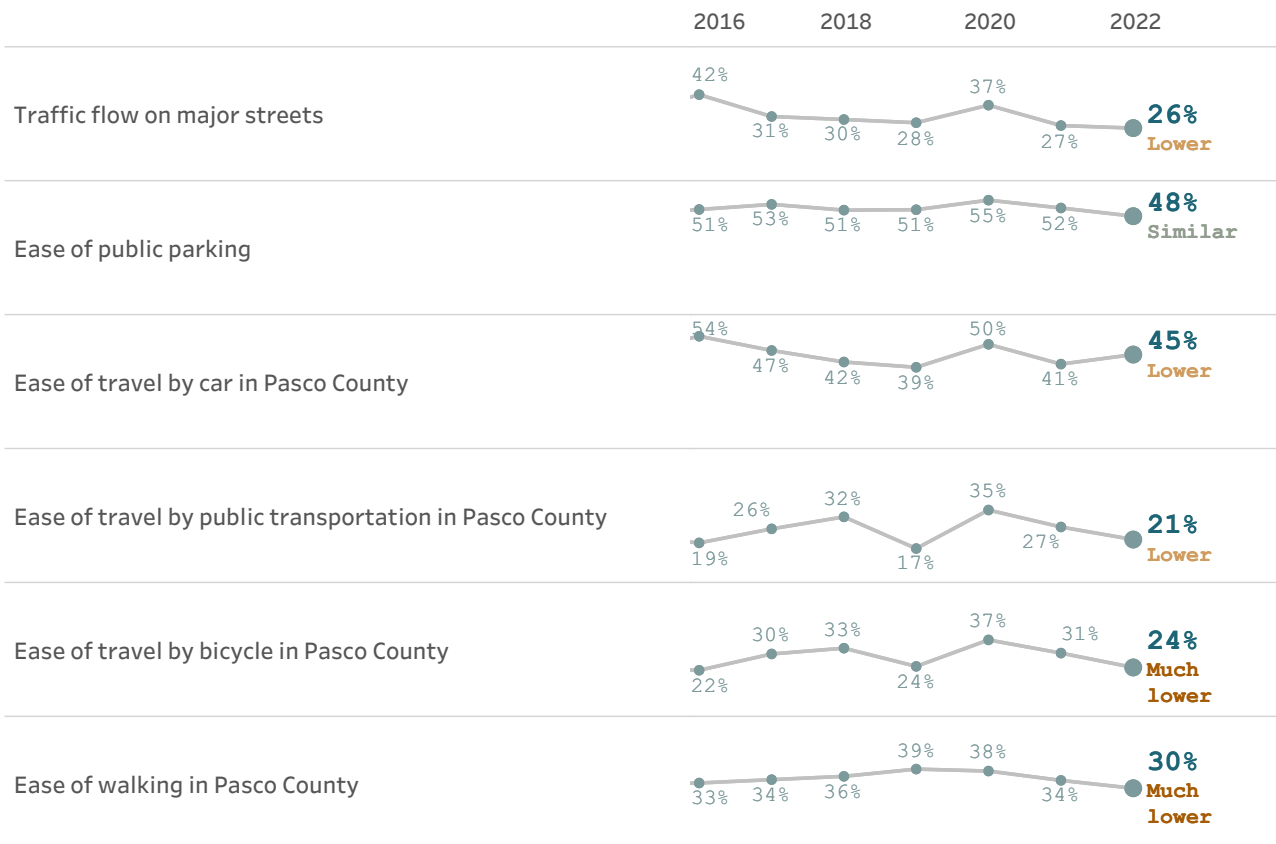
Overall quality of the transportation system in Pasco County, 2022



Please rate each of the following characteristics as they relate to Pasco County as a whole.
(% excellent or good)

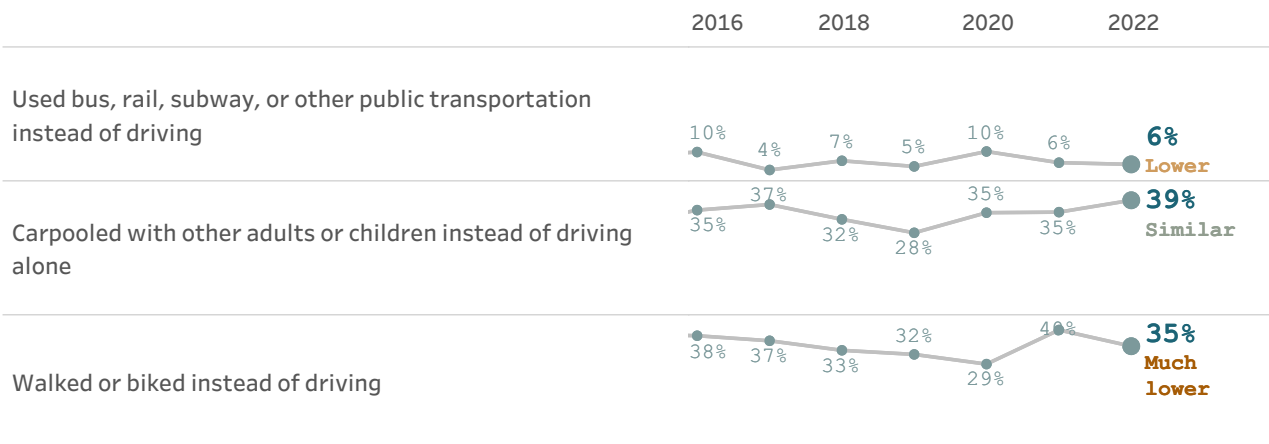


Please also rate each of the following in the Pasco County community.
(% excellent or good)



Please indicate whether or not you have done each of the following in the last 12 months.

(% yes)



Please rate the quality of each of the following services in Pasco County.

(% excellent or good)

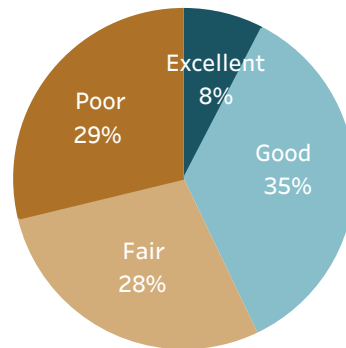


* Comparison to the national benchmark is shown. If no comparison is available, this is left blank.

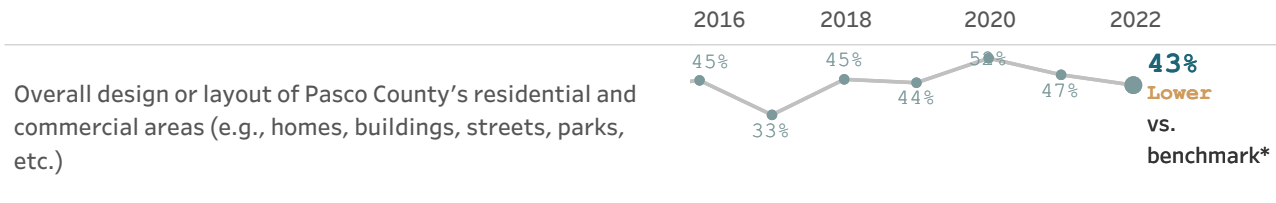
Overall design or layout of Pasco County's residential and commercial areas, 2022

Community design


A well-designed community enhances the quality of life for its residents by encouraging smart land use and zoning, ensuring that affordable housing is accessible to all, and providing access to parks and other green spaces.



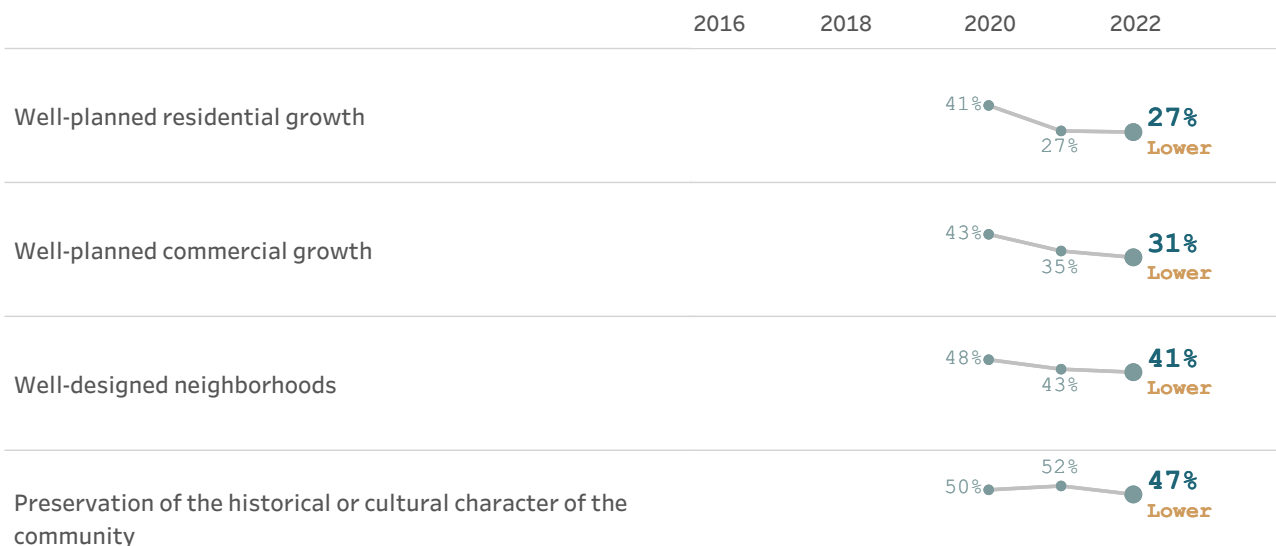
Please rate each of the following characteristics as they relate to Pasco County as a whole.
(% excellent or good)



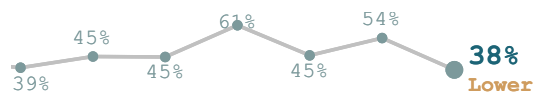
Please rate each of the following aspects of quality of life in Pasco County.
(% excellent or good)



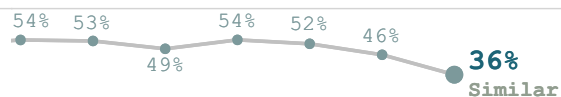
Please also rate each of the following in the Pasco County community.
(% excellent or good)




Public places where people want to spend time



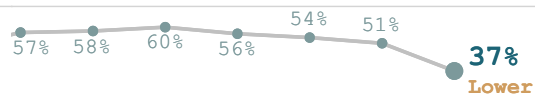
Variety of housing options




Availability of affordable quality housing



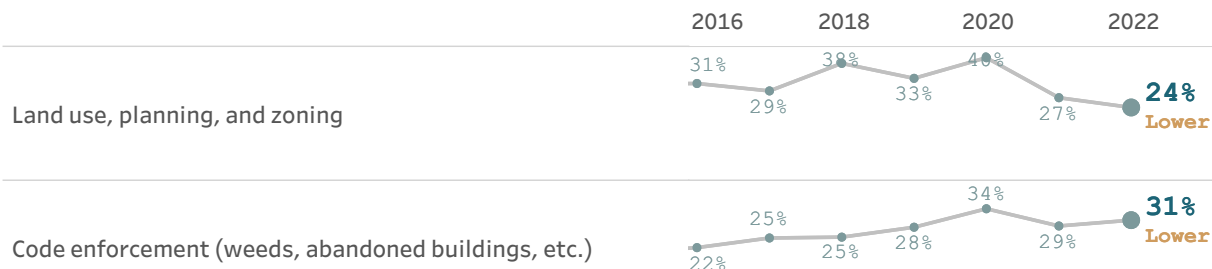
Overall quality of new development in Pasco County



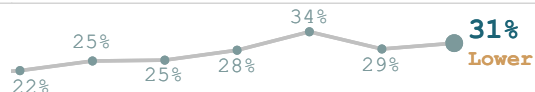
Overall appearance of Pasco County



Please rate the quality of each of the following services in Pasco County.
(% excellent or good)

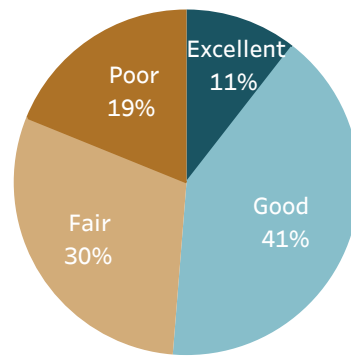


Code enforcement (weeds, abandoned buildings, etc.)



* Comparison to the national benchmark is shown. If no comparison is available, this is left blank.

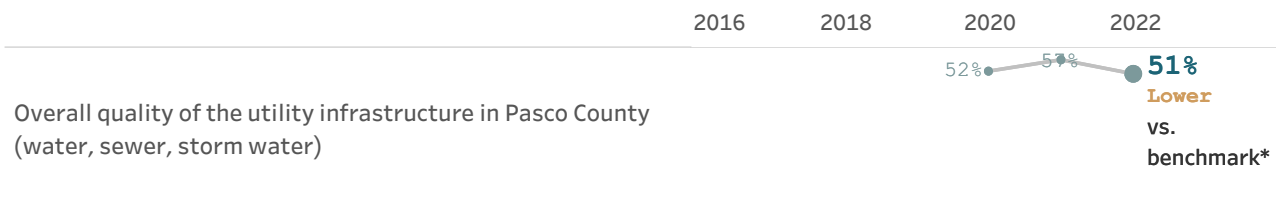
Overall quality of the utility infrastructure in Pasco County, 2022



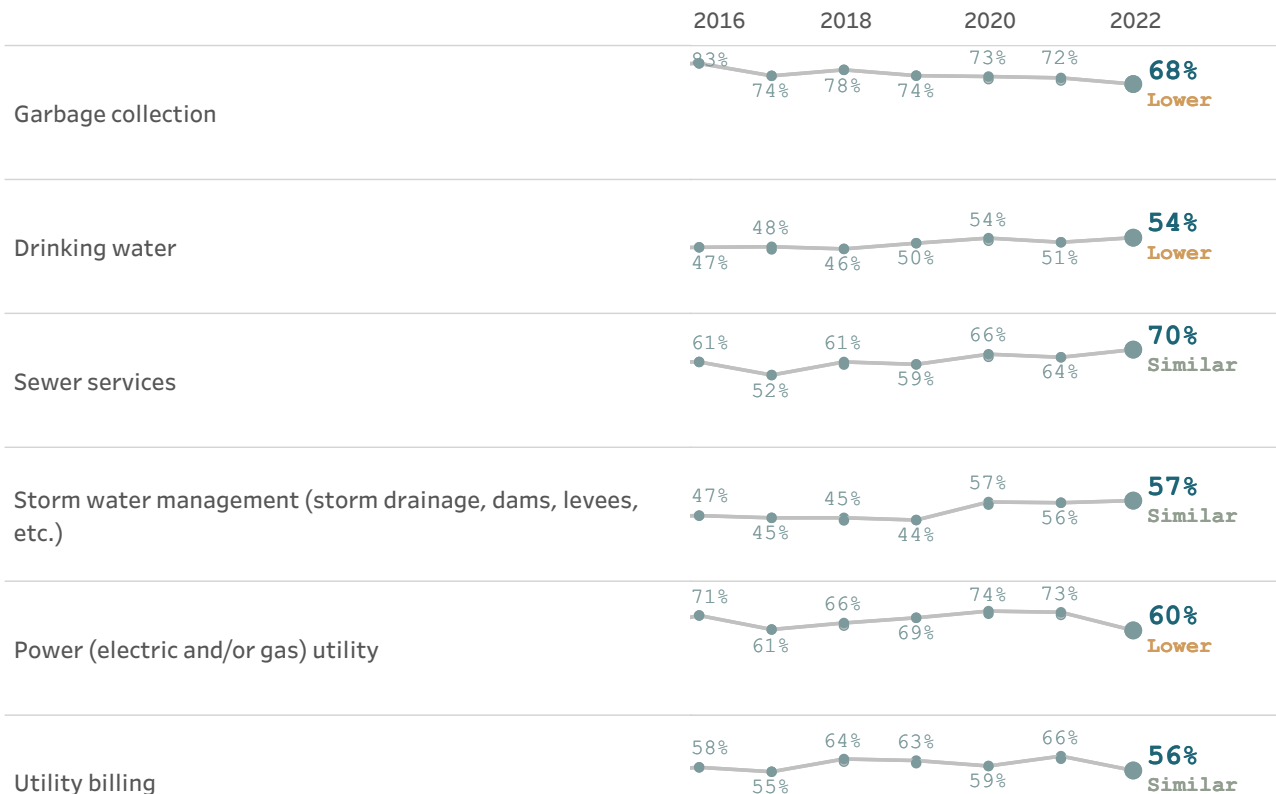
Utilities

Services such as water, gas, electricity, and internet access play a vital role in ensuring the physical and economic health and well-being of the communities they serve.

Please rate each of the following characteristics as they relate to Pasco County as a whole.
(% excellent or good)



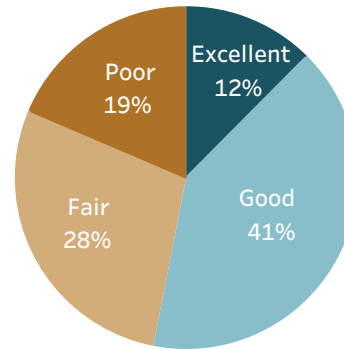
Please rate the quality of each of the following services in Pasco County.
(% excellent or good)



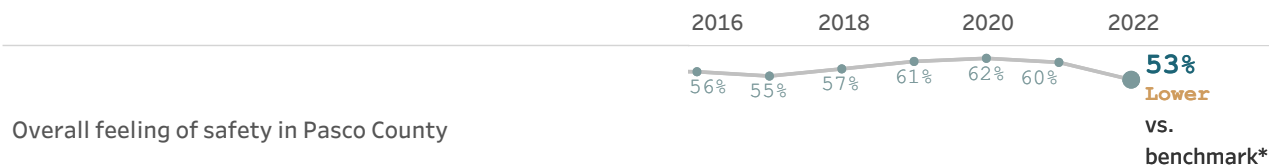
Safety

Public safety is often the most important task facing local governments. All residents should feel safe and secure in their neighborhoods and in the greater community, and providing robust safety-related services is essential to residents' quality of life.


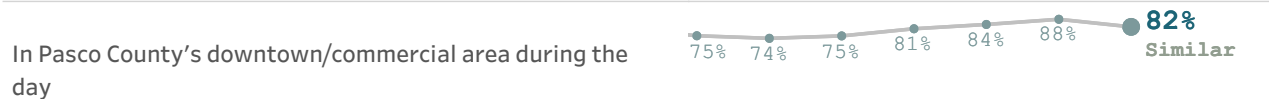

Overall feeling of safety in Pasco County, 2022



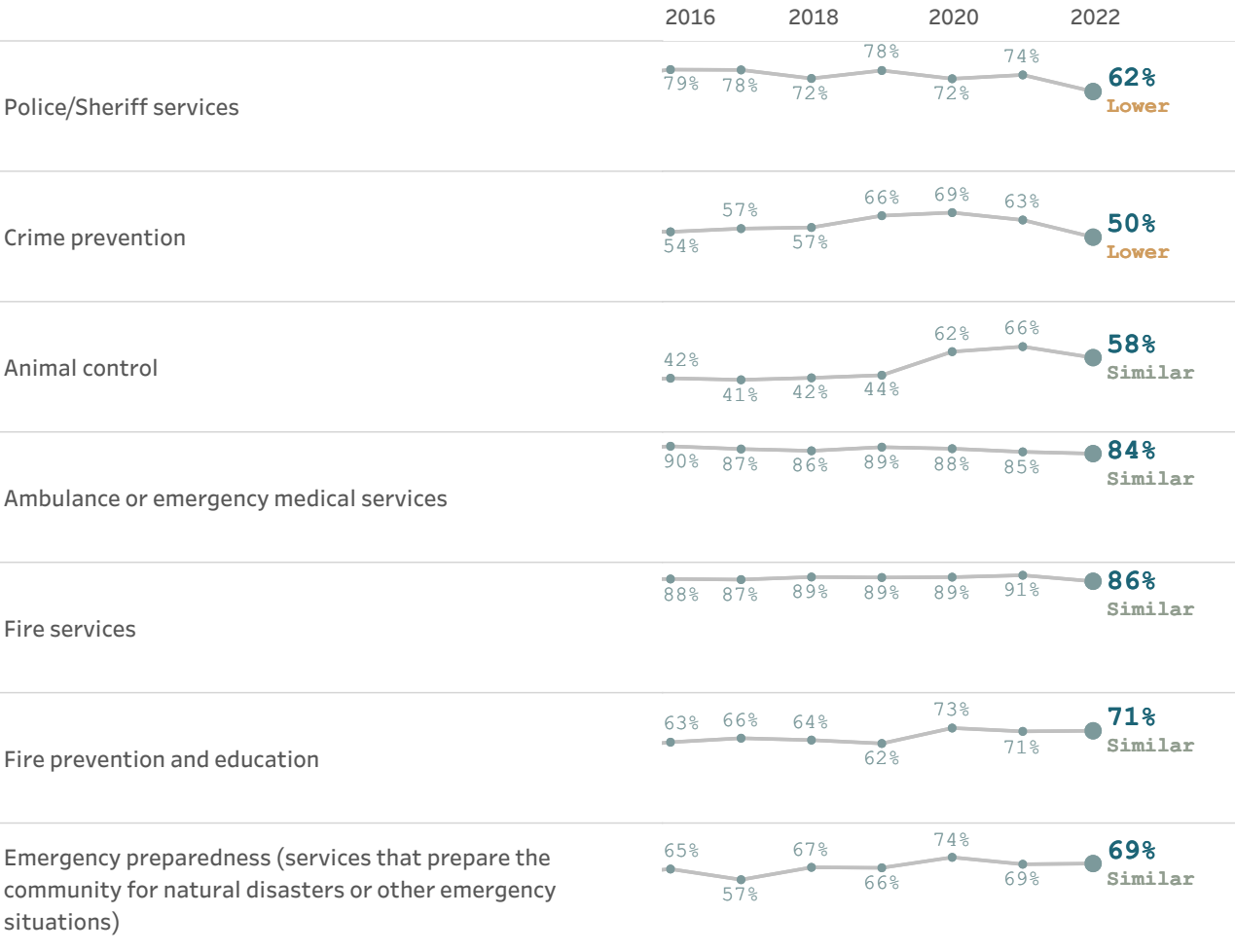
Please rate each of the following characteristics as they relate to Pasco County as a whole.
(% excellent or good)



Please rate how safe or unsafe you feel:
(% very or somewhat safe)

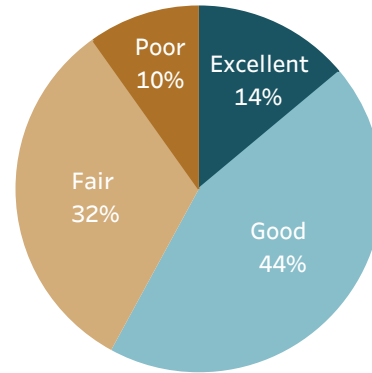


Please rate the quality of each of the following services in Pasco County.
(% excellent or good)



* Comparison to the national benchmark is shown. If no comparison is available, this is left blank.

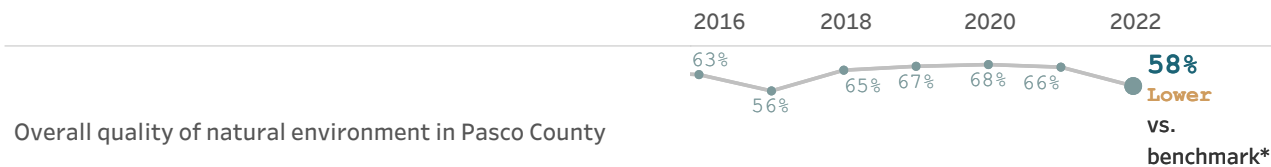
Overall quality of natural environment in Pasco County, 2022





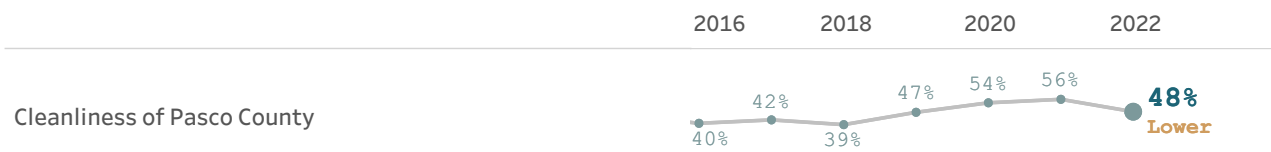
Natural environment

The natural environment plays a vital role in the health and well-being of residents. The natural spaces in which residents live and experience their communities has a direct and profound effect on quality of life.

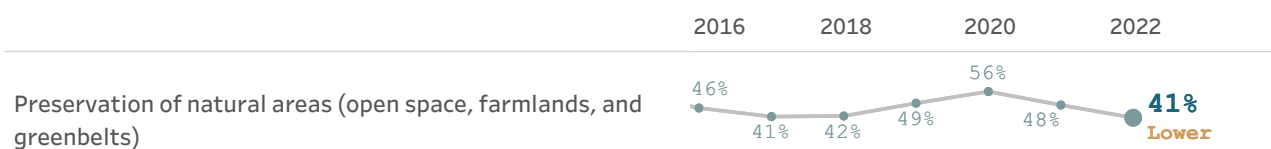
Please rate each of the following characteristics as they relate to Pasco County as a whole.
(% excellent or good)




Please also rate each of the following in the Pasco County community.
(% excellent or good)



Please rate the quality of each of the following services in Pasco County.
(% excellent or good)





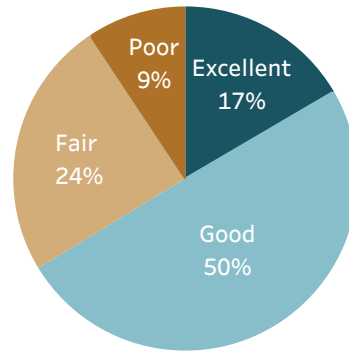
* Comparison to the national benchmark is shown. If no comparison is available, this is left blank.

Overall quality of parks and recreation opportunities, 2022

Parks and recreation

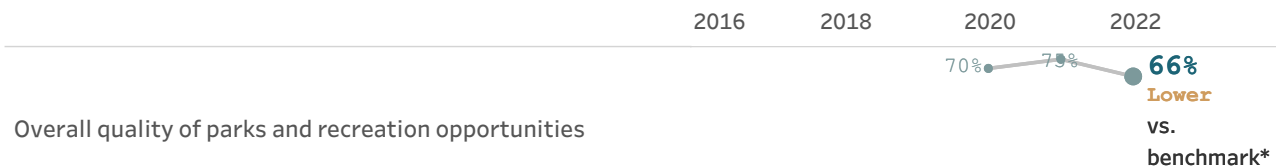
"There are no communities that pride themselves on their quality of life, promote themselves as a desirable location for businesses to relocate, or maintain that they are environmental stewards of their natural resources, without such communities having a robust, active system of parks and recreation programs for public use and enjoyment."

- National Recreation and Park Association



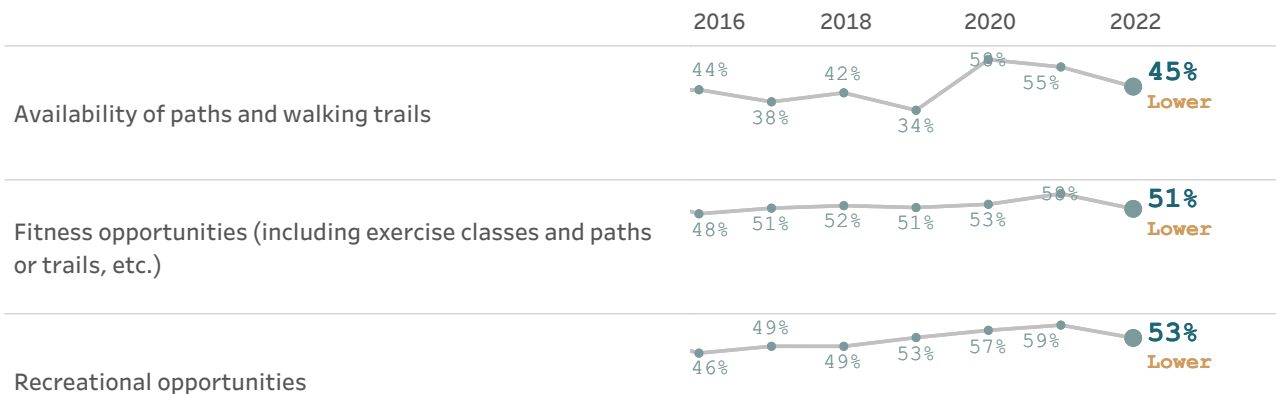
Please rate each of the following characteristics as they relate to Pasco County as a whole.

(% excellent or good)



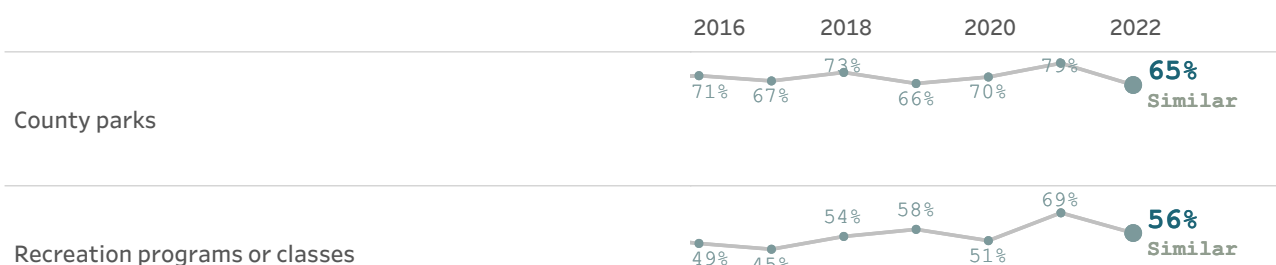
Please also rate each of the following in the Pasco County community.

(% excellent or good)

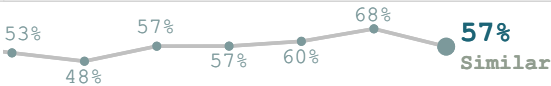


Please rate the quality of each of the following services in Pasco County.

(% excellent or good)

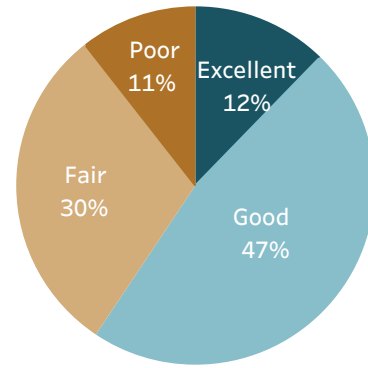


Recreation centers or facilities



* Comparison to the national benchmark is shown. If no comparison is available, this is left blank.

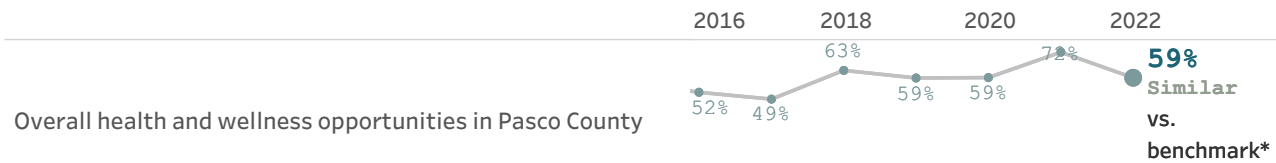
Overall health and wellness
opportunities in Pasco County, 2022





Health and wellness

The characteristics of and amenities available in the communities in which people live has a direct impact on the health and wellness of residents, and thus, on their quality of life overall.

Please rate each of the following characteristics as they relate to Pasco County as a whole.
(% excellent or good)



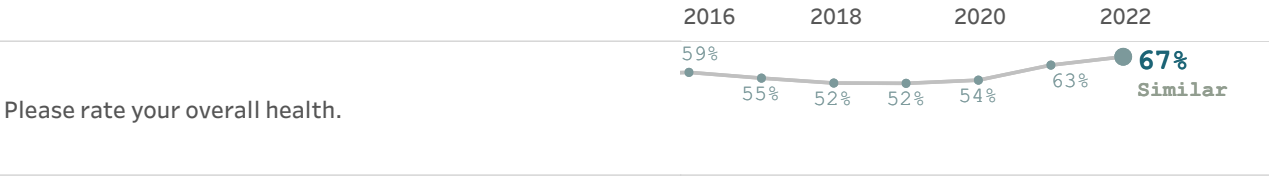
Please also rate each of the following in the Pasco County community.
(% excellent or good)



Please rate the quality of each of the following services in Pasco County.
(% excellent or good)



Please rate your overall health.
(% excellent or very good)

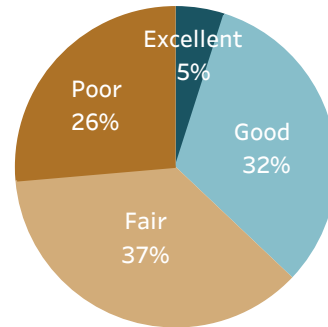


* Comparison to the national benchmark is shown. If no comparison is available, this is left blank.

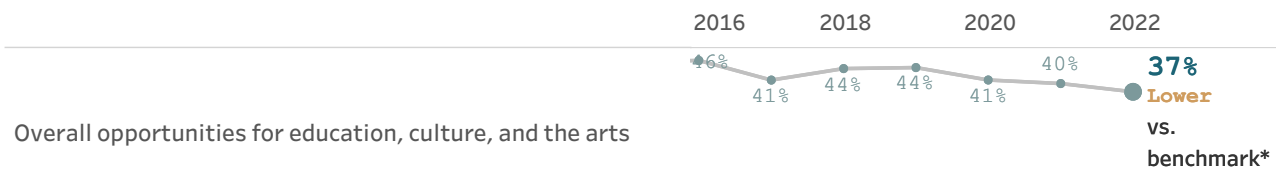
Education, arts, and culture

Participation in the arts, in educational opportunities, and in cultural activities is linked to increased civic engagement, greater social tolerance, and enhanced enjoyment of the local community.

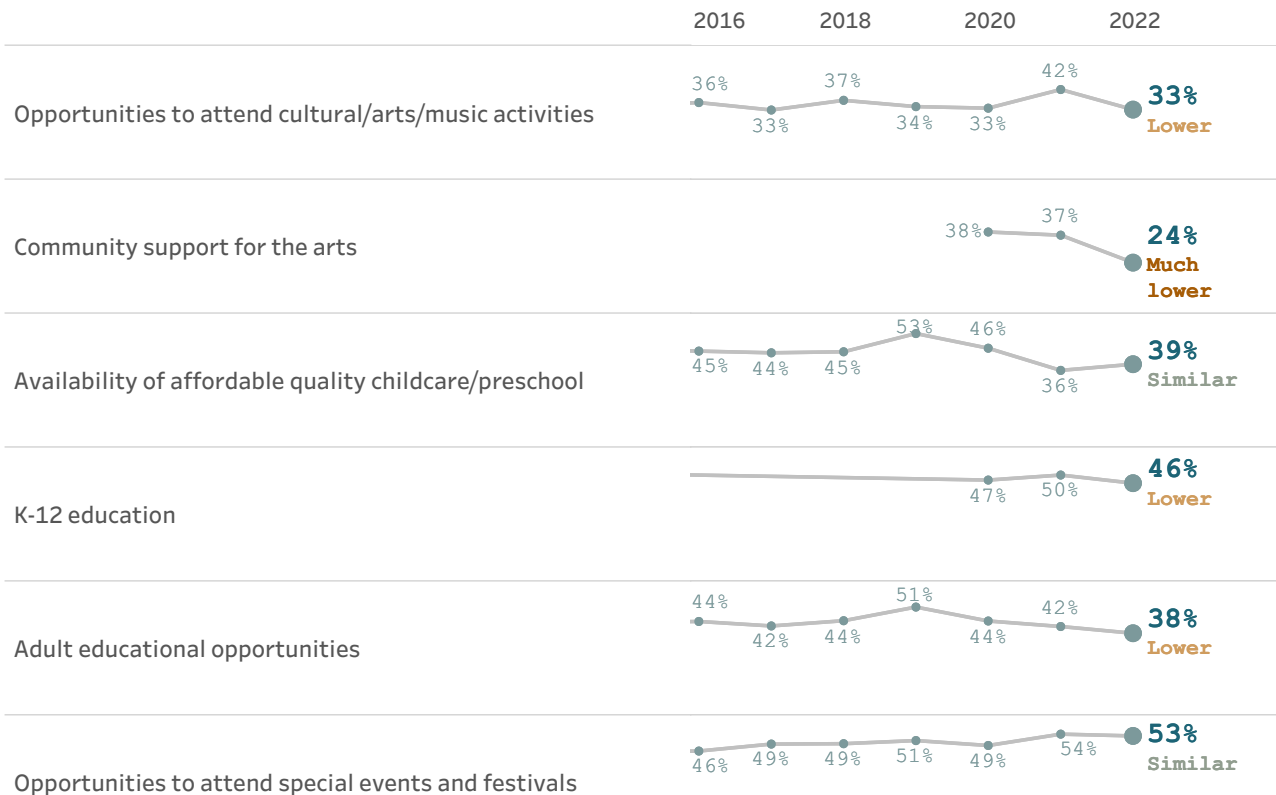
Overall opportunities for education, culture and the arts, 2022



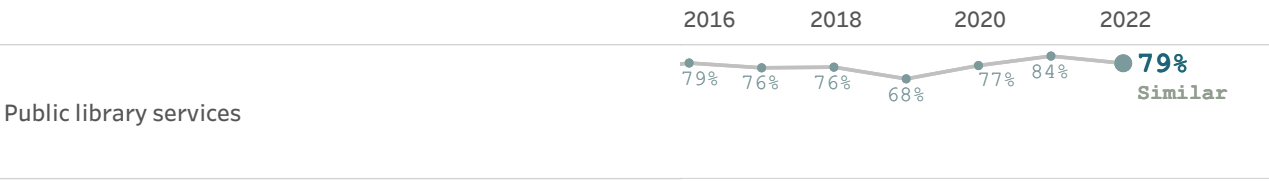
Please rate each of the following characteristics as they relate to Pasco County as a whole.
(% excellent or good)



Please also rate each of the following in the Pasco County community.
(% excellent or good)



Please rate the quality of each of the following services in Pasco County.
(% excellent or good)

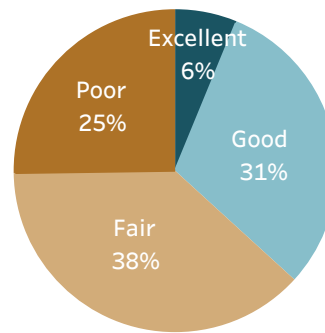


* Comparison to the national benchmark is shown. If no comparison is available, this is left blank.


Residents' connection and engagement with their community, 2022

Inclusivity and engagement



Inclusivity refers to a cultural and environmental feeling of belonging; residents who feel invited to participate within their communities feel more included, involved, and engaged than those who do not.




Please rate each of the following characteristics as they relate to Pasco County as a whole.
(% excellent or good)

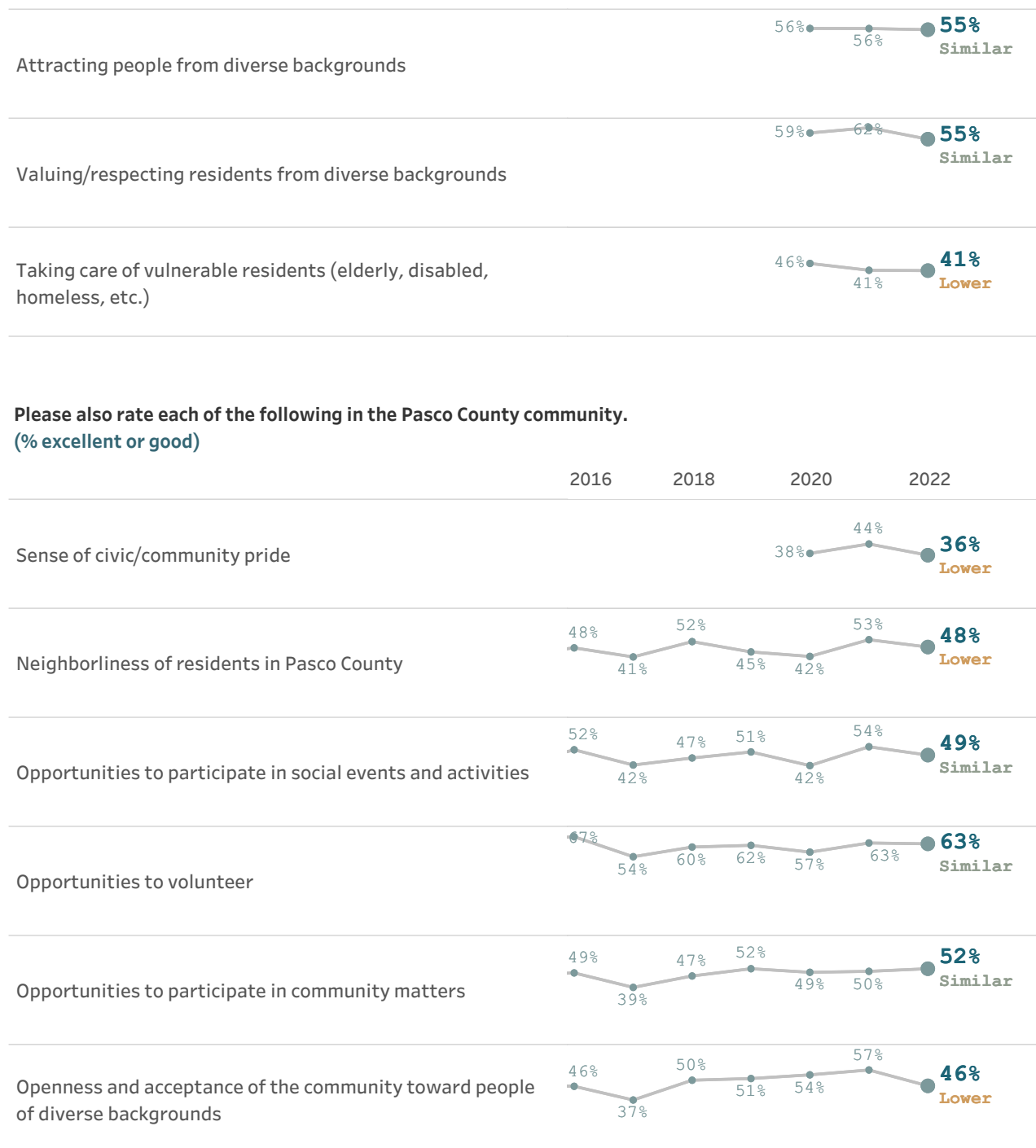


Please rate each of the following aspects of quality of life in Pasco County.
(% excellent or good)



Please rate the job you feel the Pasco County community does at each of the following.
(% excellent or good)



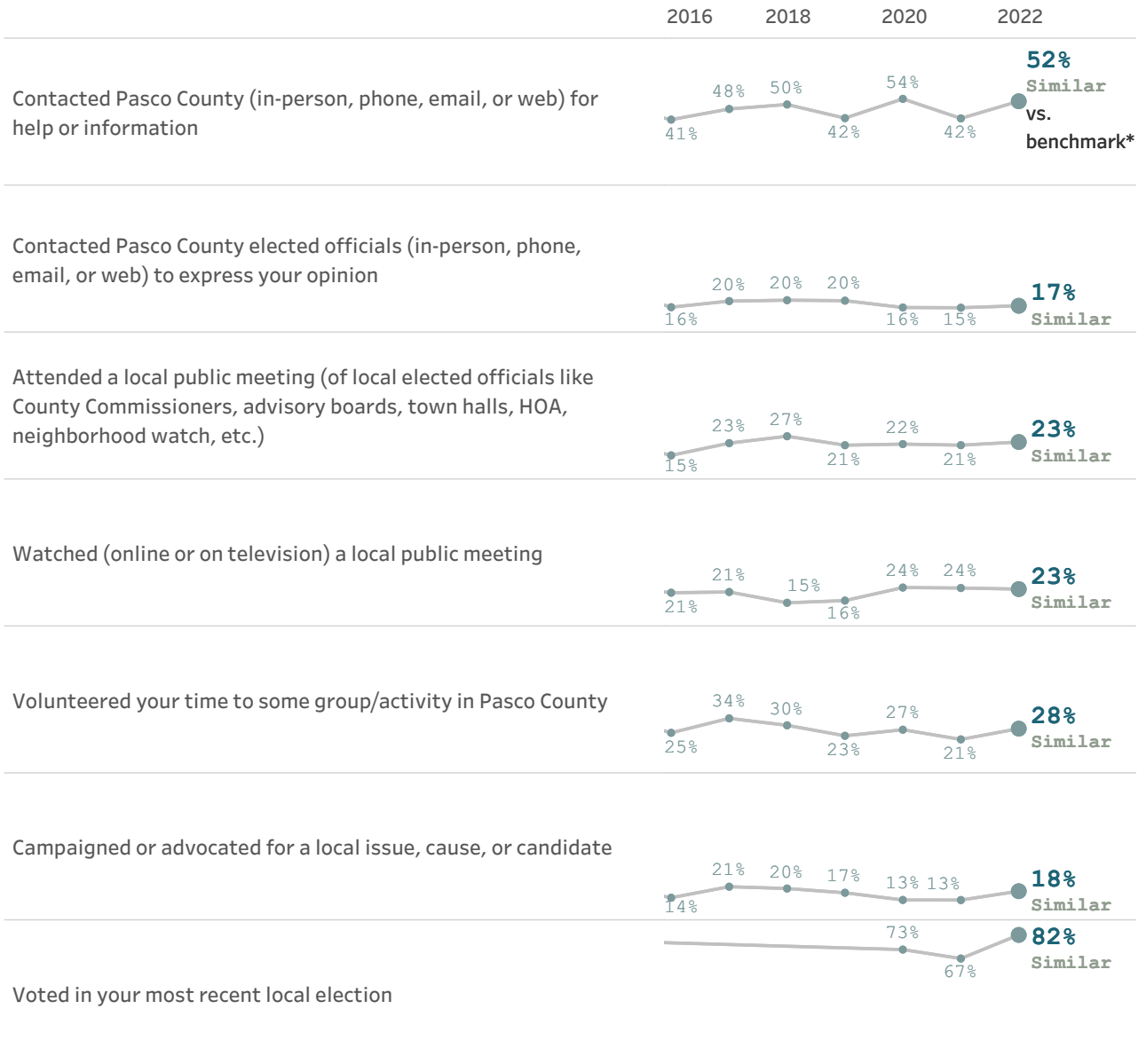


* Comparison to the national benchmark is shown. If no comparison is available, this is left blank.

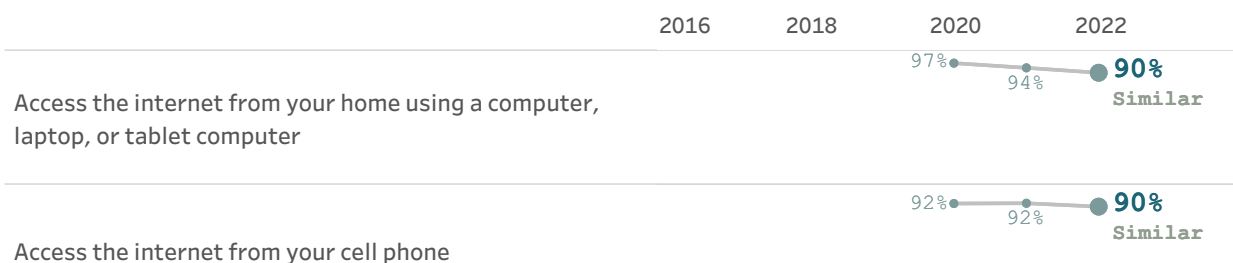
Residents' participation levels

Please indicate whether or not you have done each of the following in the last 12 months.

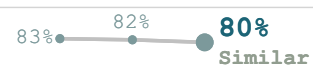
(% yes)



In general, how many times do you:
(% a few times a week or more)



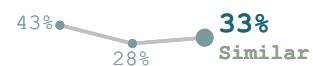
Visit social media sites such as Facebook, Twitter, Nextdoor, etc.



Use or check email



Share your opinions online





















Shop online



* Comparison to the national benchmark is shown. If no comparison is available, this is left blank.

Custom questions

Below are the complete set of responses to each custom question on the survey. By default, “don’t know” responses are excluded, but may be added to the table using the response filter below.

		Include "don't know"		% positive
		No		
	Please rate the Pasco County government's performance (excluding schools and the Sheriff's Office) in carrying out its mission: Serving our community to create a better future.	Excellent		7%
		Good		48%
		Fair		24%
		Poor		16%
		Don't Know		5%
Pasco County government's vision is to become Florida's premier county. To that end, Pasco County's 2022-2025 Strategic Plan includes four focus areas (each supported by strategic goals) established by County Commissioners. Please rate Pasco County government's performance thus far in each of the following focus areas.	Create a thriving community (manage growth and redevelopment, maintain transportation and utilities systems, and reduce flooding)	Excellent		11%
		Good		39%
		Fair		22%
		Poor		21%
		Don't Know		7%
	Enhance quality of life (promote safety, provide essential services, and preserve natural resources)	Excellent		9%
		Good		41%
		Fair		21%
		Poor		21%
		Don't Know		8%
	Stimulate economic growth (retain and attract local businesses, improve employment opportunities, and diversify economic investments)	Excellent		11%
		Good		36%
		Fair		27%
		Poor		14%
		Don't Know		12%
	Improve organizational performance (optimize and standardize processes to enhance services provided by the County)	Excellent		6%
		Good		34%
		Fair		27%
		Poor		13%
		Don't Know		20%
Have you lived in any other Florida county (aside from Pasco County) within the last 10 years?		Yes		58%

Please rate Pasco County government's performance in comparison to the other Florida county(ies) in which you've previously lived.	Have you lived in any other Florida county (aside from Pasco County) within the last 10 years?	No	<div></div>	42%
	Overall services provided by the County	Much better	<div></div>	17%
		Somewhat better	<div></div>	23%
		About the same	<div></div>	35%
		Somewhat worse	<div></div>	11%
		Much worse	<div></div>	15%
	Overall quality of life in the County	Much better	<div></div>	30%
		Somewhat better	<div></div>	13%
		About the same	<div></div>	35%
		Somewhat worse	<div></div>	13%
		Much worse	<div></div>	9%

National benchmark tables

This table contains the comparisons of Pasco County's results to those from other communities. The first column shows the comparison of Pasco County's rating to the benchmark. Pasco County's results are noted as being "higher", "lower" or "similar" to the benchmark, meaning that the average rating given by Pasco County residents is statistically similar to or different than the benchmark. The second column is Pasco County's "percent positive." Most commonly, the percent positive is the combination of the top two most positive response options (i.e., excellent/good). The third column is the rank assigned to Pasco County's rating among communities where a similar question was asked. The fourth column is the number of communities that asked a similar question. The fifth column shows the percentile for Pasco County's result -- that is what percent of surveyed communities had a lower rating than Pasco County.

			% positive	Rank	Number of communities	Percentile
Please rate each of the following aspects of quality of life in Pasco County.	Pasco County as a place to live	Lower	68%	327	366	10
	Your neighborhood as a place to live	Similar	76%	231	318	27
	Pasco County as a place to raise children	Lower	55%	326	370	12
	Pasco County as a place to work	Lower	42%	329	361	9
	Pasco County as a place to visit	Lower	38%	294	319	8
	Pasco County as a place to retire	Similar	62%	237	366	35
	The overall quality of life in Pasco County	Lower	67%	334	391	14
	Sense of community	Lower	47%	286	318	10
Please rate each of the following characteristics as they relate to Pasco County as a whole.	Overall economic health of Pasco County	Lower	49%	257	306	16
	Overall quality of the transportation system (auto, bicycle, foot, bus) in Pasco County	Lower	32%	193	202	4
	Overall design or layout of Pasco County's residential and commercial areas (e.g., homes, buildings, streets, parks, etc.)	Lower	43%	289	299	3
	Overall quality of the utility infrastructure in Pasco County (water, sewer, storm water)	Lower	51%	173	197	12
	Overall feeling of safety in Pasco County	Lower	53%	323	356	9
	Overall quality of natural environment in Pasco County	Lower	58%	279	308	9
	Overall quality of parks and recreation opportunities	Lower	66%	170	202	16
	Overall health and wellness opportunities in Pasco County	Similar	59%	238	301	21
	Overall opportunities for education, culture, and the arts	Lower	37%	280	303	7
	Residents' connection and engagement with their community	Lower	37%	182	199	9

Please indicate how likely or unlikely you are to do each of the following.	Recommend living in Pasco County to someone who asks	Lower	69%	277	310	10
	Remain in Pasco County for the next five years	Similar	80%	216	307	29
Please rate how safe or unsafe you feel:	In your neighborhood during the day	Similar	88%	279	337	17
	In Pasco County's downtown/commercial area during the day	Similar	82%	256	321	20
	From property crime	Similar	63%	155	207	25
	From violent crime	Similar	68%	169	207	18
	From fire, flood, or other natural disaster	Similar	75%	160	197	19
Please rate the job you feel the Pasco County community does at each of the following.	Making all residents feel welcome	Similar	58%	183	205	11
	Attracting people from diverse backgrounds	Similar	55%	131	202	35
	Valuing/respecting residents from diverse backgrounds	Similar	55%	171	203	16
	Taking care of vulnerable residents (elderly, disabled, homeless, etc.)	Lower	41%	167	199	16
Please rate each of the following in the Pasco County community.	Overall quality of business and service establishments in Pasco County	Similar	56%	247	308	20
	Variety of business and service establishments in Pasco County	Similar	53%	134	200	33
	Vibrancy of downtown/commercial area	Similar	47%	183	287	36
	Employment opportunities	Similar	35%	253	322	21
	Shopping opportunities	Similar	55%	151	313	52
	Cost of living in Pasco County	Similar	43%	136	300	55
	Overall image or reputation of Pasco County	Lower	46%	327	361	9
Please also rate each of the following in the Pasco County community.	Traffic flow on major streets	Lower	26%	306	333	8
	Ease of public parking	Similar	48%	207	282	26
	Ease of travel by car in Pasco County	Lower	45%	299	321	7
	Ease of travel by public transportation in Pasco County	Lower	21%	223	282	21
	Ease of travel by bicycle in Pasco County	Much lower	24%	308	323	4
	Ease of walking in Pasco County	Much lower	30%	316	324	2
	Well-planned residential growth	Lower	27%	186	201	7
	Well-planned commercial growth	Lower	31%	173	201	14

Please also rate each of the following in the Pasco County community.

Well-designed neighborhoods	Lower	41%	178	198	10
Preservation of the historical or cultural character of the community	Lower	47%	183	197	7
Public places where people want to spend time	Lower	38%	273	294	7
Variety of housing options	Similar	36%	221	306	28
Availability of affordable quality housing	Similar	22%	239	328	27
Overall quality of new development in Pasco County	Lower	37%	277	318	13
Overall appearance of Pasco County	Lower	49%	307	340	10
Cleanliness of Pasco County	Lower	48%	284	329	13
Water resources (beaches, lakes, ponds, riverways, etc.)	Similar	53%	129	181	29
Air quality	Similar	66%	235	294	20
Availability of paths and walking trails	Lower	45%	276	324	15
Fitness opportunities (including exercise classes and paths or trails, etc.)	Lower	51%	268	294	9
Recreational opportunities	Lower	53%	267	315	15
Availability of affordable quality food	Lower	48%	254	289	12
Availability of affordable quality health care	Similar	53%	215	299	28
Availability of preventive health services	Similar	55%	212	285	25
Availability of affordable quality mental health care	Similar	37%	202	286	29
Opportunities to attend cultural/arts/music activities	Lower	33%	285	311	8
Community support for the arts	Much lower	24%	197	198	1
Availability of affordable quality childcare/preschool	Similar	39%	207	296	30
K-12 education	Lower	46%	262	299	12
Adult educational opportunities	Lower	38%	242	291	17
Sense of civic/community pride	Lower	36%	187	198	6
Neighborliness of residents in Pasco County	Lower	48%	271	296	8
Opportunities to participate in social events and activities	Similar	49%	262	303	13
Opportunities to attend special events and festivals	Similar	53%	260	300	13

Please also rate each of the following in the Pasco County community.	Opportunities to volunteer	Similar	63%	215	299	28
	Opportunities to participate in community matters	Similar	52%	268	301	11
	Openness and acceptance of the community toward people of diverse backgrounds	Lower	46%	295	318	7
Please indicate whether or not you have done each of the following in the last 12 months.	Contacted Pasco County (in-person, phone, email, or web) for help or information	Similar	52%	88	336	74
	Contacted Pasco County elected officials (in-person, phone, email, or web) to express your opinion	Similar	17%	132	294	55
	Attended a local public meeting (of local elected officials like County Commissioners, advisory boards, town halls, HOA, neighbo..	Similar	23%	76	297	74
	Watched (online or on television) a local public meeting	Similar	23%	151	278	46
	Volunteered your time to some group/activity in Pasco County	Similar	28%	194	300	35
	Campaigned or advocated for a local issue, cause, or candidate	Similar	18%	155	289	46
	Voted in your most recent local election	Similar	82%	51	200	75
	Used bus, rail, subway, or other public transportation instead of driving	Lower	6%	222	268	17
	Carpooled with other adults or children instead of driving alone	Similar	39%	184	291	37
	Walked or biked instead of driving	Much lower	35%	273	295	7
Please rate the quality of each of the following services in Pasco County.	Public information services	Similar	55%	261	313	16
	Economic development	Similar	46%	241	307	21
	Traffic enforcement	Lower	33%	349	355	1
	Traffic signal timing	Lower	34%	290	299	3
	Street repair	Lower	29%	288	349	17
	Street cleaning	Lower	43%	293	313	6
	Street lighting	Similar	49%	298	342	12
	Sidewalk maintenance	Lower	38%	287	310	7
	Bus or transit services	Similar	36%	207	279	26
	Land use, planning, and zoning	Lower	24%	306	315	3
	Code enforcement (weeds, abandoned buildings, etc.)	Lower	31%	317	348	9
	Garbage collection	Lower	68%	299	332	10
	Drinking water	Lower	54%	264	311	15

Please rate the quality of each of the following services in Pasco County.	Sewer services	Similar	70%	267	314	15
	Storm water management (storm drainage, dams, levees, etc.)	Similar	57%	278	326	15
	Power (electric and/or gas) utility	Lower	60%	234	255	8
	Utility billing	Similar	56%	254	280	9
	Police/Sheriff services	Lower	62%	345	382	9
	Crime prevention	Lower	50%	299	354	15
	Animal control	Similar	58%	238	325	27
	Ambulance or emergency medical services	Similar	84%	244	320	24
	Fire services	Similar	86%	293	345	15
	Fire prevention and education	Similar	71%	267	310	14
	Emergency preparedness (services that prepare the community for natural disasters or other emergency situations)	Similar	69%	154	309	50
	Preservation of natural areas (open space, farmlands, and greenbelts)	Lower	41%	286	292	2
	Pasco County open space	Lower	41%	278	284	2
	Recycling	Lower	45%	309	334	7
	Yard waste pick-up	Lower	50%	252	291	13
	County parks	Similar	65%	275	327	16
	Recreation programs or classes	Similar	56%	271	321	15
	Recreation centers or facilities	Similar	57%	246	303	19
	Health services	Similar	58%	201	279	28
	Public library services	Similar	79%	262	324	19
	Overall customer service by Pasco County employees (police, receptionists, planners, etc.)	Similar	63%	316	370	14
Please rate the following categories of Pasco County government performance.	The value of services for the taxes paid to Pasco County	Similar	44%	265	374	29
	The overall direction that Pasco County is taking	Similar	40%	290	339	14
	The job Pasco County government does at welcoming resident involvement	Lower	29%	314	337	6
	Overall confidence in Pasco County government	Lower	33%	274	304	10
	Generally acting in the best interest of the community	Lower	37%	280	308	9

Please rate the following categories of Pasco County government performance.	Being honest	Lower	39%	264	299	12
	Being open and transparent to the public	Lower	39%	174	204	15
	Informing residents about issues facing the community	Lower	36%	186	209	11
	Treating all residents fairly	Lower	44%	268	305	12
	Treating residents with respect	Similar	54%	167	201	17
Overall, how would you rate the quality of the services provided by each of the following?	Pasco County	Lower	55%	330	366	10
	The Federal Government	Similar	35%	233	288	19
Please rate how important, if at all, you think it is for the Pasco County community to focus on each of the following in the coming two years.	Overall economic health of Pasco County	Similar	91%	93	282	67
	Overall quality of the transportation system (auto, bicycle, foot, bus) in Pasco County	Similar	78%	31	197	84
	Overall design or layout of Pasco County's residential and commercial areas (e.g., homes, buildings, streets, parks, etc.)	Similar	81%	26	282	91
	Overall quality of the utility infrastructure in Pasco County (water, sewer, storm water)	Similar	91%	47	196	76
	Overall feeling of safety in Pasco County	Similar	94%	69	282	75
	Overall quality of natural environment in Pasco County	Similar	93%	29	282	90
	Overall quality of parks and recreation opportunities	Similar	78%	67	197	66
	Overall health and wellness opportunities in Pasco County	Similar	84%	29	282	90
	Overall opportunities for education, culture, and the arts	Similar	79%	51	282	82
	Residents' connection and engagement with their community	Similar	70%	124	282	56
In general, how many times do you:	Access the internet from your home using a computer, laptop, or tablet computer	Similar	90%	171	197	13
	Access the internet from your cell phone	Similar	90%	161	197	18
	Visit social media sites such as Facebook, Twitter, Nextdoor, etc.	Similar	80%	87	196	56
	Use or check email	Similar	92%	185	197	6
	Share your opinions online	Similar	33%	53	197	73
	Shop online	Similar	53%	118	196	40
	Please rate your overall health.	Similar	67%	203	290	30
	What impact, if any, do you think the economy will have on your family income in the next 6 months? Do you think the impact will be:	Lower	14%	251	292	14

Custom benchmark tables

This table contains the comparisons of Pasco County's results to those from other counties within the U.S. The first column shows the comparison of Pasco County's rating to the benchmark. Pasco County's results are noted as being "higher", "lower" or "similar" to the benchmark, meaning that the average rating given by Pasco County residents is statistically similar to or different than the benchmark. The second column is Pasco County's "percent positive." Most commonly, the percent positive is the combination of the top two most positive response options (i.e., excellent/good). The third column is the rank assigned to Pasco County's rating among communities where a similar question was asked. The fourth column is the number of communities that asked a similar question. The fifth column shows the percentile for Pasco County's result -- that is what percent of surveyed communities had a lower rating than Pasco County.

			% positive	Rank	Number of communities	Percentile
Please rate each of the following aspects of quality of life in Pasco County.	Pasco County as a place to live	Lower	68%	34	39	15
	Your neighborhood as a place to live	Similar	76%	21	30	33
	Pasco County as a place to raise children	Lower	55%	31	38	21
	Pasco County as a place to work	Lower	42%	33	38	15
	Pasco County as a place to visit	Much lower	38%	28	30	10
	Pasco County as a place to retire	Similar	62%	22	38	44
	The overall quality of life in Pasco County	Similar	67%	30	38	23
	Sense of community	Similar	47%	27	31	16
Please rate each of the following characteristics as they relate to Pasco County as a whole.	Overall economic health of Pasco County	Similar	49%	18	30	43
	Overall quality of the transportation system (auto, bicycle, foot, bus) in Pasco County	Lower	32%	17	18	11
	Overall design or layout of Pasco County's residential and commercial areas (e.g., homes, buildings, streets, parks, etc.)	Similar	43%	24	29	20
	Overall quality of the utility infrastructure in Pasco County (water, sewer, storm water)	Similar	51%	11	18	44
	Overall feeling of safety in Pasco County	Lower	53%	28	31	12
	Overall quality of natural environment in Pasco County	Lower	58%	26	29	13
	Overall quality of parks and recreation opportunities	Similar	66%	14	18	27
	Overall health and wellness opportunities in Pasco County	Similar	59%	19	29	37
	Overall opportunities for education, culture, and the arts	Lower	37%	25	28	14
	Residents' connection and engagement with their community	Lower	37%	17	18	11
Please indicate how likely or unlikely you are to do each of the following.	Recommend living in Pasco County to someone who asks	Lower	69%	24	30	23
	Remain in Pasco County for the next five years	Similar	80%	26	30	16
Please rate how safe or unsafe you feel:	In your neighborhood during the day	Similar	88%	23	28	21

Please rate how safe or unsafe you feel:	In Pasco County's downtown/commercial area during the day	Similar	82%	16	26	42
	From property crime	Similar	63%	15	23	39
	From violent crime	Similar	68%	18	23	26
	From fire, flood, or other natural disaster	Similar	75%	13	18	33
Please rate the job you feel the Pasco County community does at each of the following.	Making all residents feel welcome	Similar	58%	14	18	27
	Attracting people from diverse backgrounds	Similar	55%	10	18	50
	Valuing/respecting residents from diverse backgrounds	Similar	55%	13	18	33
	Taking care of vulnerable residents (elderly, disabled, homeless, etc.)	Similar	41%	13	18	33
Please rate each of the following in the Pasco County community.	Overall quality of business and service establishments in Pasco County	Similar	56%	21	30	33
	Variety of business and service establishments in Pasco County	Similar	53%	11	18	44
	Vibrancy of downtown/commercial area	Similar	47%	16	23	34
	Employment opportunities	Similar	35%	26	35	28
	Shopping opportunities	Similar	55%	16	30	50
	Cost of living in Pasco County	Similar	43%	11	30	66
	Overall image or reputation of Pasco County	Lower	46%	32	35	11
Please also rate each of the following in the Pasco County community.	Traffic flow on major streets	Lower	26%	26	29	13
	Ease of public parking	Similar	48%	13	22	45
	Ease of travel by car in Pasco County	Lower	45%	29	32	12
	Ease of travel by public transportation in Pasco County	Similar	21%	18	25	32
	Ease of travel by bicycle in Pasco County	Lower	24%	23	30	26
	Ease of walking in Pasco County	Lower	30%	25	30	20
	Well-planned residential growth	Similar	27%	16	18	16
	Well-planned commercial growth	Similar	31%	12	18	38
	Well-designed neighborhoods	Similar	41%	14	18	27
	Preservation of the historical or cultural character of the community	Similar	47%	17	18	11
	Public places where people want to spend time	Lower	38%	26	28	10
	Variety of housing options	Similar	36%	14	30	56
	Availability of affordable quality housing	Similar	22%	21	35	42

Please also rate each of the following in the Pasco County community.

Overall quality of new development in Pasco County	Similar	37%	19	29	37
Overall appearance of Pasco County	Lower	49%	27	30	13
Cleanliness of Pasco County	Lower	48%	21	27	25
Water resources (beaches, lakes, ponds, riverways, etc.)	Similar	53%	15	17	17
Air quality	Similar	66%	23	29	24
Availability of paths and walking trails	Similar	45%	21	30	33
Fitness opportunities (including exercise classes and paths or trails, etc.)	Similar	51%	24	27	14
Recreational opportunities	Lower	53%	29	33	15
Availability of affordable quality food	Similar	48%	23	29	24
Availability of affordable quality health care	Similar	53%	20	32	40
Availability of preventive health services	Similar	55%	16	27	44
Availability of affordable quality mental health care	Similar	37%	17	28	42
Opportunities to attend cultural/arts/music activities	Lower	33%	28	30	10
Community support for the arts	Much lower	24%	17	18	11
Availability of affordable quality childcare/preschool	Similar	39%	12	31	64
K-12 education	Similar	46%	20	26	26
Adult educational opportunities	Similar	38%	21	28	28
Sense of civic/community pride	Lower	36%	17	18	11
Neighborliness of residents in Pasco County	Similar	48%	23	27	18
Opportunities to participate in social events and activities	Similar	49%	23	28	21
Opportunities to attend special events and festivals	Similar	53%	19	26	30
Opportunities to volunteer	Similar	63%	20	27	29
Opportunities to participate in community matters	Similar	52%	24	29	20
Openness and acceptance of the community toward people of diverse backgrounds	Similar	46%	29	35	20
Contacted Pasco County (in-person, phone, email, or web) for help or information	Similar	52%	10	35	74
Contacted Pasco County elected officials (in-person, phone, email, or web) to express your opinion	Similar	17%	25	28	14
Attended a local public meeting (of local elected officials like County Commissioners, advisory boards, town halls, HOA, neighbo..	Similar	23%	15	28	50
Watched (online or on television) a local public meeting	Similar	23%	21	26	23

Please indicate whether or not you have done each of the following in the last 12 months.





























Please indicate whether or not you have done each of the following in the last 12 months.	Volunteered your time to some group/activity in Pasco County	Lower	28%	26	29	13
	Campaigned or advocated for a local issue, cause, or candidate	Similar	18%	20	28	32
	Voted in your most recent local election	Similar	82%	10	18	50
	Used bus, rail, subway, or other public transportation instead of driving	Lower	6%	20	25	24
	Carpooled with other adults or children instead of driving alone	Similar	39%	19	29	37
	Walked or biked instead of driving	Lower	35%	24	30	23
Please rate the quality of each of the following services in Pasco County.	Public information services	Similar	55%	20	28	32
	Economic development	Similar	46%	17	30	46
	Traffic enforcement	Lower	33%	28	29	6
	Traffic signal timing	Similar	34%	19	22	18
	Street repair	Similar	29%	19	30	40
	Street cleaning	Similar	43%	17	24	33
	Street lighting	Similar	49%	13	25	52
	Sidewalk maintenance	Similar	38%	17	24	33
	Bus or transit services	Similar	36%	18	26	34
	Land use, planning, and zoning	Lower	24%	27	30	13
	Code enforcement (weeds, abandoned buildings, etc.)	Similar	31%	22	30	30
	Garbage collection	Similar	68%	20	27	29
	Drinking water	Lower	54%	22	25	16
	Sewer services	Similar	70%	16	27	44
	Storm water management (storm drainage, dams, levees, etc.)	Similar	57%	16	28	46
	Power (electric and/or gas) utility	Similar	60%	15	20	30
	Utility billing	Similar	56%	17	22	27
	Police/Sheriff services	Similar	62%	31	35	14
	Crime prevention	Similar	50%	21	29	31
	Animal control	Similar	58%	19	30	40
	Ambulance or emergency medical services	Similar	84%	14	28	53
	Fire services	Similar	86%	19	28	35
































Please rate the quality of each of the following services in Pasco County.	Fire prevention and education	Similar	71%	20	27	29
	Emergency preparedness (services that prepare the community for natural disasters or other emergency situations)	Similar	69%	14	34	61
	Preservation of natural areas (open space, farmlands, and greenbelts)	Lower	41%	25	28	14
	Pasco County open space	Lower	41%	23	26	15
	Recycling	Lower	45%	29	33	15
	Yard waste pick-up	Similar	50%	14	21	38
	County parks	Similar	65%	22	32	34
	Recreation programs or classes	Similar	56%	18	27	37
	Recreation centers or facilities	Similar	57%	18	27	37
	Health services	Similar	58%	15	30	53
	Public library services	Similar	79%	23	32	31
	Overall customer service by Pasco County employees (police, receptionists, planners, etc.)	Similar	63%	26	37	30
Please rate the following categories of Pasco County government performance.	The value of services for the taxes paid to Pasco County	Similar	44%	20	36	47
	The overall direction that Pasco County is taking	Similar	40%	18	31	45
	The job Pasco County government does at welcoming resident involvement	Similar	29%	24	31	25
	Overall confidence in Pasco County government	Similar	33%	25	30	20
	Generally acting in the best interest of the community	Similar	37%	25	32	25
	Being honest	Similar	39%	21	29	31
	Being open and transparent to the public	Similar	39%	13	18	33
	Informing residents about issues facing the community	Similar	36%	14	18	27
	Treating all residents fairly	Similar	44%	21	30	33
	Treating residents with respect	Similar	54%	12	18	38
Overall, how would you rate the quality of the services provided by each ..	Pasco County	Similar	55%	29	37	24
	The Federal Government	Similar	35%	19	26	30
Please rate how important, if at all, you think it is for the Pasco County community to focus on each of the following in the coming two years.	Overall economic health of Pasco County	Similar	91%	11	27	62
	Overall quality of the transportation system (auto, bicycle, foot, bus) in Pasco County	Similar	78%	3	18	88
	Overall design or layout of Pasco County's residential and commercial areas (e.g., homes, buildings, streets, parks, etc.)	Similar	81%	1	27	100
	Overall quality of the utility infrastructure in Pasco County (water, sewer, storm water)	Similar	91%	3	18	88
































Please rate how important, if at all, you think it is for the Pasco County community to focus on each of the following in the coming two years.	Overall feeling of safety in Pasco County	Similar	94%	3	27	92
	Overall quality of natural environment in Pasco County	Similar	93%	1	27	100
	Overall quality of parks and recreation opportunities	Similar	78%	1	18	100
	Overall health and wellness opportunities in Pasco County	Similar	84%	4	27	88
	Overall opportunities for education, culture, and the arts	Similar	79%	7	27	77
	Residents' connection and engagement with their community	Similar	70%	10	27	66
In general, how many times do you:	Access the internet from your home using a computer, laptop, or tablet computer	Similar	90%	16	18	16
	Access the internet from your cell phone	Similar	90%	14	18	27
	Visit social media sites such as Facebook, Twitter, Nextdoor, etc.	Similar	80%	5	18	77
	Use or check email	Similar	92%	16	18	16
	Share your opinions online	Similar	33%	6	18	72
	Shop online	Similar	53%	11	18	44
	Please rate your overall health.	Similar	67%	22	28	25
	What impact, if any, do you think the economy will have on your family income in the next 6 months? Do you think the impact will be:	Lower	14%	24	29	20
































Complete set of frequencies
































This dashboard contains a complete set of responses to each question on the survey. By default, "don't know" responses are excluded, but may be added to the table using the response filter to the right. In some tables, the percentages may not sum to 100%; this is either because the question permitted the respondent to "choose all that apply", or for a question that asked the respondent to select one answer, it is due to the customary practice of rounding values to the nearest whole number.

Please rate each of the following aspects of quality of life in Pasco County.	Pasco County as a place to live	Excellent		19% N=70
		Good		49% N=175
		Fair		25% N=91
		Poor		7% N=24
	Your neighborhood as a place to live	Excellent		38% N=138
		Good		37% N=133
		Fair		16% N=58
		Poor		8% N=30
	Pasco County as a place to raise children	Excellent		17% N=49
		Good		39% N=113
		Fair		32% N=94
		Poor		12% N=36
	Pasco County as a place to work	Excellent		8% N=21
		Good		34% N=92
		Fair		31% N=83
		Poor		27% N=71
	Pasco County as a place to visit	Excellent		9% N=30
		Good		29% N=102
		Fair		41% N=143
		Poor		22% N=75
	Pasco County as a place to retire	Excellent		26% N=87
		Good		36% N=118
		Fair		21% N=70
		Poor		17% N=57
	The overall quality of life in Pasco County	Excellent		18% N=63
		Good		49% N=176
		Fair		23% N=83
		Poor		10% N=38
































Please rate each of the following aspects of quality of life in Pasco County.	Sense of community	Excellent		13% N=48
		Good		33% N=118
		Fair		32% N=114
		Poor		21% N=75
Please rate each of the following characteristics as they relate to Pasco County as a whole.	Overall economic health of Pasco County	Excellent		9% N=28
		Good		40% N=129
		Fair		30% N=97
		Poor		21% N=69
	Overall quality of the transportation system (auto, bicycle, foot, bus) in Pasco County	Excellent		3% N=11
		Good		29% N=94
		Fair		25% N=82
		Poor		42% N=135
	Overall design or layout of Pasco County's residential and commercial areas (e.g., homes, buildings, streets, parks, etc.)	Excellent		8% N=27
		Good		35% N=125
		Fair		28% N=100
		Poor		29% N=101
	Overall quality of the utility infrastructure in Pasco County (water, sewer, storm water)	Excellent		11% N=36
		Good		41% N=141
		Fair		30% N=103
		Poor		19% N=65
	Overall feeling of safety in Pasco County	Excellent		12% N=44
		Good		41% N=146
		Fair		28% N=102
		Poor		19% N=66
	Overall quality of natural environment in Pasco County	Excellent		14% N=48
		Good		44% N=153
		Fair		32% N=112
		Poor		10% N=34
	Overall quality of parks and recreation opportunities	Excellent		17% N=56
		Good		50% N=167
		Fair		24% N=82

Please rate each of the following characteristics as they relate to Pasco County as a whole.	Overall quality of parks and recreation opportunities	Poor		9% N=31
	Overall health and wellness opportunities in Pasco County	Excellent		12% N=41
		Good		47% N=158
		Fair		30% N=101
		Poor		11% N=36
	Overall opportunities for education, culture, and the arts	Excellent		5% N=15
		Good		32% N=101
		Fair		37% N=115
		Poor		26% N=83
	Residents' connection and engagement with their community	Excellent		6% N=20
		Good		31% N=100
		Fair		38% N=125
		Poor		25% N=83
Please indicate how likely or unlikely you are to do each of the following.	Recommend living in Pasco County to someone who asks	Very likely		35% N=123
		Somewhat likely		34% N=122
		Somewhat unlikely		17% N=62
		Very unlikely		14% N=49
	Remain in Pasco County for the next five years	Very likely		57% N=201
		Somewhat likely		23% N=81
		Somewhat unlikely		7% N=24
		Very unlikely		13% N=45
Please rate how safe or unsafe you feel:	In your neighborhood during the day	Very safe		58% N=211
		Somewhat safe		30% N=108
		Neither safe nor unsafe		6% N=21
		Somewhat unsafe		5% N=19
		Very unsafe		1% N=4
	In Pasco County's downtown/commercial area during the day	Very safe		41% N=130
		Somewhat safe		41% N=131
		Neither safe nor unsafe		11% N=36
		Somewhat unsafe		5% N=14
		Very unsafe		2% N=6
































Please rate how safe or unsafe you feel:	From property crime	Very safe		27% N=95
		Somewhat safe		36% N=127
		Neither safe nor unsafe		18% N=64
		Somewhat unsafe		12% N=43
		Very unsafe		7% N=25
	From violent crime	Very safe		35% N=123
		Somewhat safe		34% N=119
		Neither safe nor unsafe		17% N=60
		Somewhat unsafe		8% N=29
		Very unsafe		7% N=24
	From fire, flood, or other natural disaster	Very safe		33% N=118
		Somewhat safe		42% N=150
		Neither safe nor unsafe		13% N=47
		Somewhat unsafe		7% N=26
		Very unsafe		5% N=17
Please rate the job you feel the Pasco County community does at each of the following.	Making all residents feel welcome	Excellent		13% N=43
		Good		45% N=147
		Fair		26% N=85
		Poor		17% N=55
	Attracting people from diverse backgrounds	Excellent		17% N=49
		Good		39% N=114
		Fair		25% N=74
		Poor		20% N=58
	Valuing/respecting residents from diverse backgrounds	Excellent		15% N=46
		Good		40% N=121
		Fair		22% N=66
		Poor		23% N=70
	Taking care of vulnerable residents (elderly, disabled, homeless, etc.)	Excellent		12% N=33
		Good		29% N=81
		Fair		28% N=79
		Poor		31% N=86
































Please rate each of the following in the Pasco County community.	Overall quality of business and service establishments in Pasco County	Excellent		14% N=51
		Good		42% N=149
		Fair		31% N=111
		Poor		13% N=45
	Variety of business and service establishments in Pasco County	Excellent		14% N=49
		Good		39% N=139
		Fair		31% N=111
		Poor		16% N=58
	Vibrancy of downtown/commercial area	Excellent		12% N=39
		Good		35% N=112
		Fair		32% N=104
		Poor		21% N=68
	Employment opportunities	Excellent		5% N=13
		Good		29% N=75
		Fair		35% N=88
		Poor		31% N=78
	Shopping opportunities	Excellent		16% N=59
		Good		39% N=138
		Fair		31% N=111
		Poor		14% N=51
	Cost of living in Pasco County	Excellent		9% N=32
		Good		34% N=122
		Fair		36% N=127
		Poor		21% N=74
	Overall image or reputation of Pasco County	Excellent		9% N=30
		Good		38% N=133
		Fair		29% N=103
		Poor		25% N=87
Please also rate each of the following in the Pasco County community.	Traffic flow on major streets	Excellent		4% N=13
		Good		22% N=79
		Fair		38% N=137

Please also rate each of the following in the Pasco County community.




















Traffic flow on major streets	Poor		36% N=129
Ease of public parking	Excellent		8% N=28
	Good		39% N=134
	Fair		31% N=104
	Poor		22% N=74
Ease of travel by car in Pasco County	Excellent		9% N=32
	Good		36% N=128
	Fair		31% N=109
	Poor		24% N=83
Ease of travel by public transportation in Pasco County	Excellent		6% N=11
	Good		15% N=26
	Fair		27% N=48
	Poor		52% N=92
Ease of travel by bicycle in Pasco County	Excellent		7% N=15
	Good		17% N=38
	Fair		29% N=65
	Poor		47% N=105
Ease of walking in Pasco County	Excellent		8% N=24
	Good		22% N=67
	Fair		28% N=83
	Poor		42% N=127
Well-planned residential growth	Excellent		9% N=29
	Good		17% N=55
	Fair		26% N=82
	Poor		47% N=150
Well-planned commercial growth	Excellent		9% N=26
	Good		23% N=67
	Fair		28% N=83
	Poor		41% N=121
Well-designed neighborhoods	Excellent		9% N=29
	Good		33% N=109
































Please also rate each of the following in the Pasco County community.
































Well-designed neighborhoods	Fair		29% N=97
	Poor		30% N=100
Preservation of the historical or cultural character of the community	Excellent		9% N=25
	Good		38% N=106
	Fair		30% N=83
	Poor		23% N=63
Public places where people want to spend time	Excellent		8% N=26
	Good		30% N=103
	Fair		35% N=120
	Poor		27% N=91
Variety of housing options	Excellent		8% N=26
	Good		28% N=92
	Fair		40% N=133
	Poor		24% N=78
Availability of affordable quality housing	Excellent		3% N=10
	Good		19% N=63
	Fair		33% N=107
	Poor		45% N=147
Overall quality of new development in Pasco County	Excellent		8% N=26
	Good		28% N=92
	Fair		34% N=109
	Poor		30% N=96
Overall appearance of Pasco County	Excellent		7% N=25
	Good		42% N=150
	Fair		34% N=120
	Poor		17% N=61
Cleanliness of Pasco County	Excellent		10% N=37
	Good		37% N=133
	Fair		37% N=134
	Poor		15% N=53
Water resources (beaches, lakes, ponds, riverways, etc.)	Excellent		11% N=35

Please also rate each of the following in the Pasco County community.	Water resources (beaches, lakes, ponds, riverways, etc.)	Good		42% N=141
		Fair		33% N=109
		Poor		15% N=49
	Air quality	Excellent		16% N=56
		Good		50% N=176
		Fair		29% N=102
		Poor		4% N=16
	Availability of paths and walking trails	Excellent		15% N=47
		Good		30% N=94
		Fair		40% N=125
		Poor		15% N=46
	Fitness opportunities (including exercise classes and paths or trails, etc.)	Excellent		12% N=36
		Good		39% N=119
		Fair		33% N=101
		Poor		16% N=50
	Recreational opportunities	Excellent		12% N=38
		Good		41% N=133
		Fair		31% N=101
		Poor		16% N=50
	Availability of affordable quality food	Excellent		10% N=34
		Good		39% N=137
		Fair		35% N=122
		Poor		17% N=60
	Availability of affordable quality health care	Excellent		12% N=40
		Good		41% N=137
		Fair		26% N=88
		Poor		21% N=69
	Availability of preventive health services	Excellent		11% N=35
		Good		44% N=135
		Fair		25% N=77
		Poor		21% N=64
































Please also rate each of the following in the Pasco County community.

Availability of affordable quality mental health care	Excellent		8% N=17
	Good		29% N=61
	Fair		26% N=55
	Poor		37% N=77
Opportunities to attend cultural/arts/music activities	Excellent		3% N=10
	Good		30% N=90
	Fair		37% N=113
	Poor		30% N=91
Community support for the arts	Excellent		3% N=8
	Good		21% N=51
	Fair		34% N=84
	Poor		43% N=106
Availability of affordable quality childcare/preschool	Excellent		11% N=16
	Good		28% N=40
	Fair		30% N=44
	Poor		31% N=44
K-12 education	Excellent		13% N=26
	Good		33% N=67
	Fair		33% N=66
	Poor		21% N=43
Adult educational opportunities	Excellent		4% N=7
	Good		35% N=62
	Fair		40% N=72
	Poor		22% N=39
Sense of civic/community pride	Excellent		6% N=17
	Good		31% N=94
	Fair		37% N=112
	Poor		27% N=81
Neighborliness of residents in Pasco County	Excellent		8% N=28
	Good		40% N=135
	Fair		34% N=114
































Please also rate each of the following in the Pasco County community.	Neighborhoodliness of residents in Pasco County	Poor		18% N=61
	Opportunities to participate in social events and activities	Excellent		7% N=20
		Good		42% N=130
		Fair		35% N=106
		Poor		17% N=51
	Opportunities to attend special events and festivals	Excellent		9% N=29
		Good		44% N=143
		Fair		32% N=103
		Poor		15% N=49
	Opportunities to volunteer	Excellent		15% N=36
		Good		47% N=112
		Fair		29% N=69
		Poor		8% N=20
	Opportunities to participate in community matters	Excellent		10% N=24
		Good		42% N=104
		Fair		31% N=75
		Poor		18% N=43
	Openness and acceptance of the community toward people of diverse backgrounds	Excellent		8% N=24
		Good		38% N=107
		Fair		30% N=85
		Poor		24% N=68
Please indicate whether or not you have done each of the following in the last 12 months.	Contacted Pasco County (in-person, phone, email, or web) for help or information	No		48% N=172
		Yes		52% N=189
	Contacted Pasco County elected officials (in-person, phone, email, or web) to express your opinion	No		83% N=300
		Yes		17% N=60
	Attended a local public meeting (of local elected officials like County Commissioners, advisory boards, town halls, HOA, neighborhood watch, et..	No		77% N=278
		Yes		23% N=84
	Watched (online or on television) a local public meeting	No		77% N=275
		Yes		23% N=83
	Volunteered your time to some group/activity in Pasco County	No		72% N=260
		Yes		28% N=100
































Please indicate whether or not you have done each of the following in the last 12 months.	Campaigned or advocated for a local issue, cause, or candidate	No		82% N=294
		Yes		18% N=65
	Voted in your most recent local election	No		18% N=65
		Yes		82% N=297
	Used bus, rail, subway, or other public transportation instead of driving	No		94% N=340
		Yes		6% N=21
	Carpooled with other adults or children instead of driving alone	No		61% N=221
		Yes		39% N=140
	Walked or biked instead of driving	No		65% N=236
		Yes		35% N=126
Please rate the quality of each of the following services in Pasco County.	Public information services	Excellent		13% N=37
		Good		42% N=124
		Fair		34% N=101
		Poor		11% N=32
	Economic development	Excellent		9% N=24
		Good		37% N=98
		Fair		33% N=86
		Poor		21% N=56
	Traffic enforcement	Excellent		7% N=22
		Good		26% N=81
		Fair		40% N=125
		Poor		27% N=84
	Traffic signal timing	Excellent		8% N=27
		Good		26% N=89
		Fair		36% N=122
		Poor		31% N=105
	Street repair	Excellent		4% N=15
		Good		25% N=86
		Fair		35% N=121
		Poor		37% N=128
	Street cleaning	Excellent		7% N=23
































Please rate the quality of each of the following services in Pasco County.






























Street cleaning	Good		35% N=110
	Fair		28% N=86
	Poor		30% N=92
Street lighting	Excellent		9% N=31
	Good		40% N=139
	Fair		31% N=109
	Poor		20% N=69
Sidewalk maintenance	Excellent		5% N=17
	Good		33% N=105
	Fair		31% N=97
	Poor		31% N=99
Bus or transit services	Excellent		10% N=14
	Good		26% N=37
	Fair		22% N=30
	Poor		42% N=59
Land use, planning, and zoning	Excellent		6% N=16
	Good		18% N=45
	Fair		29% N=76
	Poor		47% N=122
Code enforcement (weeds, abandoned buildings, etc.)	Excellent		8% N=19
	Good		23% N=59
	Fair		25% N=63
	Poor		45% N=115
Garbage collection	Excellent		21% N=71
	Good		47% N=160
	Fair		21% N=72
	Poor		11% N=37
Drinking water	Excellent		16% N=53
	Good		38% N=123
	Fair		30% N=98
	Poor		16% N=52
































Please rate the quality of each of the following services in Pasco County.

Sewer services	Excellent		18% N=56
	Good		51% N=154
	Fair		21% N=63
	Poor		9% N=29
Storm water management (storm drainage, dams, levees, etc.)	Excellent		13% N=40
	Good		45% N=141
	Fair		25% N=79
	Poor		17% N=55
Power (electric and/or gas) utility	Excellent		19% N=66
	Good		41% N=141
	Fair		29% N=99
	Poor		11% N=37
Utility billing	Excellent		18% N=59
	Good		38% N=128
	Fair		24% N=80
	Poor		20% N=66
Police/Sheriff services	Excellent		22% N=72
	Good		39% N=125
	Fair		22% N=69
	Poor		17% N=53
Crime prevention	Excellent		14% N=41
	Good		36% N=109
	Fair		30% N=91
	Poor		20% N=59
Animal control	Excellent		16% N=39
	Good		42% N=104
	Fair		33% N=82
	Poor		10% N=24
Ambulance or emergency medical services	Excellent		28% N=69
	Good		56% N=135
	Fair		16% N=38
































Please rate the quality of each of the following services in Pasco County.	Ambulance or emergency medical services	Poor		0% N=1
	Fire services	Excellent		31% N=78
		Good		55% N=135
		Fair		14% N=34
		Poor		0% N=1
	Fire prevention and education	Excellent		17% N=32
		Good		55% N=106
		Fair		19% N=36
		Poor		10% N=20
	Emergency preparedness (services that prepare the community for natural disasters or other emergency situations)	Excellent		18% N=54
		Good		51% N=153
		Fair		22% N=65
		Poor		9% N=26
	Preservation of natural areas (open space, farmlands, and greenbelts)	Excellent		13% N=35
		Good		28% N=77
		Fair		29% N=80
		Poor		30% N=84
	Pasco County open space	Excellent		12% N=32
		Good		29% N=75
		Fair		28% N=74
		Poor		31% N=82
	Recycling	Excellent		12% N=34
		Good		33% N=96
		Fair		26% N=75
		Poor		28% N=82
	Yard waste pick-up	Excellent		20% N=46
		Good		31% N=73
		Fair		27% N=65
		Poor		22% N=53
	County parks	Excellent		22% N=68
		Good		43% N=130
































Please rate the quality of each of the following services in Pasco County.	County parks	Fair		27% N=83
		Poor		8% N=24
	Recreation programs or classes	Excellent		18% N=36
		Good		38% N=78
		Fair		24% N=49
		Poor		20% N=41
	Recreation centers or facilities	Excellent		16% N=38
		Good		41% N=99
		Fair		25% N=61
		Poor		18% N=43
	Health services	Excellent		19% N=52
		Good		40% N=109
		Fair		26% N=70
		Poor		16% N=44
	Public library services	Excellent		27% N=76
		Good		51% N=143
		Fair		19% N=53
		Poor		2% N=7
	Overall customer service by Pasco County employees (police, receptionists, planners, etc.)	Excellent		21% N=60
		Good		43% N=126
		Fair		27% N=80
		Poor		10% N=29
Please rate the following categories of Pasco County government performance.	The value of services for the taxes paid to Pasco County	Excellent		10% N=31
		Good		34% N=107
		Fair		35% N=109
		Poor		21% N=63
	The overall direction that Pasco County is taking	Excellent		8% N=26
		Good		32% N=101
		Fair		36% N=115
		Poor		23% N=74
	The job Pasco County government does at welcoming resident involvement	Excellent		7% N=18
































Please rate the following categories of Pasco County government performance.	The job Pasco County government does at welcoming resident involvement	Good		22% N=55
		Fair		43% N=109
		Poor		28% N=72
	Overall confidence in Pasco County government	Excellent		7% N=24
		Good		26% N=84
		Fair		38% N=126
		Poor		29% N=96
	Generally acting in the best interest of the community	Excellent		7% N=21
		Good		31% N=98
		Fair		34% N=108
		Poor		29% N=93
	Being honest	Excellent		8% N=21
		Good		31% N=83
		Fair		37% N=98
		Poor		24% N=65
	Being open and transparent to the public	Excellent		7% N=21
		Good		32% N=88
		Fair		32% N=89
		Poor		29% N=79
	Informing residents about issues facing the community	Excellent		8% N=24
		Good		28% N=80
		Fair		29% N=85
		Poor		35% N=101
	Treating all residents fairly	Excellent		10% N=27
		Good		34% N=91
		Fair		26% N=70
		Poor		31% N=83
	Treating residents with respect	Excellent		13% N=36
		Good		41% N=115
		Fair		28% N=79
		Poor		19% N=53

















Overall, how would you rate the quality of the services provided by each of the following?	Pasco County	Excellent		13% N=43
		Good		43% N=145
		Fair		27% N=90
		Poor		18% N=61
	The Federal Government	Excellent		4% N=13
		Good		31% N=100
		Fair		33% N=107
		Poor		32% N=104
Please rate how important, if at all, you think it is for the Pasco County community to focus on each of the following in the coming two years.	Overall economic health of Pasco County	Essential		49% N=176
		Very important		41% N=148
		Somewhat important		9% N=32
		Not at all important		1% N=2
	Overall quality of the transportation system (auto, bicycle, foot, bus) in Pasco County	Essential		42% N=152
		Very important		36% N=129
		Somewhat important		20% N=73
		Not at all important		2% N=7
	Overall design or layout of Pasco County's residential and commercial areas (e.g., homes, buildings, streets, parks, etc.)	Essential		48% N=175
		Very important		33% N=118
		Somewhat important		17% N=63
		Not at all important		1% N=5
	Overall quality of the utility infrastructure in Pasco County (water, sewer, storm water)	Essential		56% N=200
		Very important		35% N=126
		Somewhat important		7% N=26
		Not at all important		2% N=7
	Overall feeling of safety in Pasco County	Essential		60% N=215
		Very important		35% N=126
		Somewhat important		5% N=19
		Not at all important		0% N=1
	Overall quality of natural environment in Pasco County	Essential		44% N=158
		Very important		49% N=174
		Somewhat important		7% N=24

Please rate how important, if at all, you think it is for the Pasco County community to focus on each of the following in the coming two years.	Overall quality of natural environment in Pasco County	Not at all important		1% N=3
	Overall quality of parks and recreation opportunities	Essential		38% N=138
		Very important		39% N=141
		Somewhat important		21% N=77
		Not at all important		1% N=3
	Overall health and wellness opportunities in Pasco County	Essential		39% N=140
		Very important		44% N=157
		Somewhat important		15% N=55
		Not at all important		1% N=4
	Overall opportunities for education, culture, and the arts	Essential		39% N=141
		Very important		40% N=143
		Somewhat important		21% N=74
		Not at all important		1% N=2
	Residents' connection and engagement with their community	Essential		29% N=103
		Very important		41% N=149
		Somewhat important		28% N=100
		Not at all important		2% N=8
Pasco County government's vision is to become Florida's premier county. To that end, Pasco County's 2022-2025 Strategic Plan includes four focus areas (each supported by strategic goals) established by County Commissioners. Please rate Pasco County government's performance thus far in each of the following focus areas.	Please rate the Pasco County government's performance (excluding schools and the Sheriff's Office) in carrying out its mission: Serving our community to create a better future.	Excellent		7% N=26
		Good		48% N=173
		Fair		24% N=86
		Poor		16% N=57
		Don't Know		5% N=19
	Create a thriving community (manage growth and redevelopment, maintain transportation and utilities systems, and reduce flooding)	Excellent		11% N=39
		Good		39% N=141
		Fair		22% N=81
		Poor		21% N=77
		Don't Know		7% N=25
	Enhance quality of life (promote safety, provide essential services, and preserve natural resources)	Excellent		9% N=34
		Good		41% N=149
		Fair		21% N=74
		Poor		21% N=74

<p>Pasco County government's vision is to become Florida's premier county. To that end, Pasco County's 2022-2025 Strategic Plan includes four focus areas (each supported by strategic goals) established by County Commissioners. Please rate Pasco County government's performance thus far in each of the following focus areas.</p>	<p>Enhance quality of life (promote safety, provide essential services, and preserve natural resources)</p>	Don't Know		8% N=28
		Excellent		11% N=41
		Good		36% N=128
		Fair		27% N=98
		Poor		14% N=51
		Don't Know		12% N=42
	<p>Improve organizational performance (optimize and standardize processes to enhance services provided by the County)</p>	Excellent		6% N=23
		Good		34% N=122
		Fair		27% N=97
		Poor		13% N=48
		Don't Know		20% N=71
	<p>Have you lived in any other Florida county (aside from Pasco County) within the last 10 years?</p>	Yes		58% N=206
		No		42% N=152
<p>Please rate Pasco County government's performance in comparison to the other Florida county(ies) in which you've previously lived.</p>	<p>Overall services provided by the County</p>	Much better		17% N=24
		Somewhat better		23% N=31
		About the same		35% N=49
		Somewhat worse		11% N=15
		Much worse		15% N=20
	<p>Overall quality of life in the County</p>	Much better		30% N=43
		Somewhat better		13% N=19
		About the same		35% N=51
		Somewhat worse		13% N=18
		Much worse		9% N=13
<p>In general, how many times do you:</p>	<p>Access the internet from your home using a computer, laptop, or tablet computer</p>	Several times a day		75% N=273
		Once a day		7% N=27
		A few times a week		7% N=25
		Every few weeks		2% N=7
		Less often or never		8% N=30
	<p>Access the internet from your cell phone</p>	Several times a day		81% N=288
		Once a day		4% N=15
		A few times a week		5% N=17

In general, how many times do you:	Access the internet from your cell phone	Every few weeks		2% N=7
		Less often or never		8% N=30
Visit social media sites such as Facebook, Twitter, Nextdoor, etc.		Several times a day		59% N=209
		Once a day		13% N=47
		A few times a week		8% N=29
		Every few weeks		2% N=7
		Less often or never		18% N=65
Use or check email		Several times a day		70% N=249
		Once a day		14% N=51
		A few times a week		8% N=28
		Every few weeks		3% N=9
		Less often or never		5% N=18
Share your opinions online		Several times a day		10% N=36
		Once a day		7% N=26
		A few times a week		15% N=53
		Every few weeks		14% N=48
		Less often or never		53% N=185
Shop online		Several times a day		13% N=46
		Once a day		6% N=23
		A few times a week		34% N=122
		Every few weeks		29% N=103
		Less often or never		18% N=65
Please rate your overall health.		Excellent		16% N=58
		Very good		51% N=186
		Good		26% N=94
		Fair		6% N=21
		Poor		1% N=3
What impact, if any, do you think the economy will have on your family income in the next 6 months? Do you think the impact will be:		Very positive		3% N=11
		Somewhat positive		11% N=41
		Neutral		34% N=122
		Somewhat negative		33% N=118

What impact, if any, do you think the economy will have on your family income in the next 6 months?			
Do you think the impact will be:	Very negative		19% N=69
How many years have you lived in Pasco County?	Less than 2 years		14% N=53
	2-5 years		16% N=59
	6-10 years		12% N=45
	11-20 years		26% N=95
	More than 20 years		31% N=112
Which best describes the building you live in?	One family house detached from any other houses		63% N=230
	Building with two or more homes (duplex, townhome, apa..		31% N=114
	Mobile home		5% N=17
	Other		1% N=2
Do you rent or own your home?	Rent		27% N=97
	Own		73% N=265
About how much is your monthly housing cost for the place you live (including rent, mortgage payment, property tax, property insurance, and homeowners' association (HOA) fees)?	Less than \$500		7% N=26
	\$500 to \$999		25% N=84
	\$1,000 to \$1,499		23% N=79
	\$1,500 to \$1,999		19% N=63
	\$2,000 to \$2,499		11% N=38
	\$2,500 to \$2,999		6% N=22
	\$3,000 to \$3,499		5% N=16
	\$3,500 or more		4% N=14
Do any children 17 or under live in your household?	No		81% N=288
	Yes		19% N=70
Are you or any other members of your household aged 65 or older?	No		59% N=211
	Yes		41% N=146
How much do you anticipate your household's total income before taxes will be for the current year? (Please include in your total income money from all sources for all persons living in your household.)	Less than \$25,000		15% N=48
	\$25,000 to \$49,999		23% N=75
	\$50,000 to \$74,999		16% N=51
	\$75,000 to \$99,999		11% N=36
	\$100,000 to \$149,999		22% N=70
	\$150,000 or more		13% N=43
Are you Spanish, Hispanic, or Latino?	No, not Spanish, Hispanic, or Latino		86% N=291

Are you Spanish, Hispanic, or Latino?	Yes, I consider myself to be Spanish, Hispanic, or Latino		14% N=49
What is your race? (Mark one or more races to indicate what race you consider yourself to be.)	American Indian or Alaskan Native		1% N=2
	Asian, Asian Indian, or Pacific Islander		3% N=10
	Black or African American		4% N=14
	White		88% N=302
	Other		7% N=24
In which category is your age?	25-34 years		21% N=75
	35-44 years		9% N=32
	45-54 years		23% N=84
	55-64 years		12% N=43
	65-74 years		19% N=67
	75 years or older		17% N=60
What is your gender?	Woman		54% N=187
	Man		44% N=153
	Identify in another way		1% N=5
If you identify in another way, how would you de..	Two-spirit		100% N=5

Full trends

This table contains the trends over time for Pasco County. The combined “percent positive” responses for each survey year are presented (e.g., excellent/good or yes). If an item was not included during an administration of the survey, no percentage will be shown in the table. If the difference between the 2021 and 2022 surveys is greater than seven percentage points, the change is statistically significant.

It is important to note that in 2020, The NCS survey was updated to include new and refreshed items. Consequently, some of the trends may be impacted due to wording modifications that could have potentially altered the meaning of the item for the respondent.

		2009	2012	2013	2014	2015	2016	2017	2018	2019	2020	2021	2022
Please rate each of the following aspects of quality of life in Pasco County.	Pasco County as a place to live	74%	79%	78%	67%	65%	67%	71%	67%	72%	78%	78%	68%
	Your neighborhood as a place to live	78%	76%	75%	69%	67%	77%	71%	73%	74%	74%	76%	76%
	Pasco County as a place to raise children	65%	64%	64%	55%	54%	57%	52%	56%	53%	69%	65%	55%
	Pasco County as a place to work	34%	36%	36%	30%	33%	33%	30%	36%	44%	51%	47%	42%
	Pasco County as a place to visit				38%	43%	40%	38%	44%	52%	54%	48%	38%
	Pasco County as a place to retire	67%	65%	61%	66%	63%	63%	64%	70%	71%	73%	69%	62%
	The overall quality of life in Pasco County	71%	70%	68%	59%	60%	64%	63%	61%	62%	74%	70%	67%
	Sense of community	54%	57%	56%	40%	41%	40%	37%	42%	48%	57%	55%	47%
Please rate each of the following characteristics as they relate to Pasco County as a whole.	Overall economic health of Pasco County				31%	34%	40%	34%	43%	42%	54%	57%	49%
	Overall quality of the transportation system (auto, bicycle, foot, bu..										48%	40%	32%
	Overall design or layout of Pasco County’s residential and commerc..				35%	42%	45%	33%	45%	44%	52%	47%	43%
	Overall quality of the utility infrastructure in Pasco County (water, ..										52%	57%	51%
	Overall feeling of safety in Pasco County				61%	57%	56%	55%	57%	61%	62%	60%	53%
	Overall quality of natural environment in Pasco County	59%	67%	70%	65%	65%	63%	56%	65%	67%	68%	66%	58%
	Overall quality of parks and recreation opportunities										70%	75%	66%
	Overall health and wellness opportunities in Pasco County				55%	57%	52%	49%	63%	59%	59%	72%	59%
	Overall opportunities for education, culture, and the arts				39%	46%	46%	41%	44%	44%	41%	40%	37%
	Residents’ connection and engagement with their community										48%	45%	37%
Please indicate how likely or unlikely you are to do each of the following.	Recommend living in Pasco County to someone who asks	80%	84%	81%	75%	73%	78%	75%	77%	76%	79%	77%	69%
	Remain in Pasco County for the next five years	83%	84%	83%	78%	79%	84%	83%	80%	83%	91%	86%	80%
Please rate how safe or unsafe you feel:	In your neighborhood during the day	92%	92%	93%	86%	87%	87%	83%	88%	93%	85%	90%	88%
	In Pasco County’s downtown/commercial area during the day	78%	75%	77%	77%	81%	75%	74%	75%	81%	84%	88%	82%
	From property crime	45%	43%	52%							65%	72%	63%
	From violent crime	55%	64%	65%							71%	78%	68%
	From fire, flood, or other natural disaster										74%	82%	75%
Please rate the job you feel the Pasco County community does at each of the following.	Making all residents feel welcome										62%	56%	58%
	Attracting people from diverse backgrounds										56%	56%	55%
	Valuing/respecting residents from diverse backgrounds										59%	62%	55%
	Taking care of vulnerable residents (elderly, disabled, homeless, et..										46%	41%	41%

Please rate each of the following in the Pasco County community.	Overall quality of business and service establishments in Pasco Co..	59%	53%	50%	43%	48%	49%	54%	53%	57%	70%	66%	56%
	Variety of business and service establishments in Pasco County										63%	66%	53%
	Vibrancy of downtown/commercial area										47%	59%	47%
	Employment opportunities	12%	17%	18%	22%	22%	23%	21%	25%	28%	33%	47%	35%
	Shopping opportunities	63%	61%	59%	53%	51%	58%	56%	60%	66%	60%	67%	55%
	Cost of living in Pasco County				46%	47%	52%	55%	56%	52%	52%	51%	43%
	Overall image or reputation of Pasco County	44%	51%	51%	36%	34%	42%	39%	38%	42%	46%	48%	46%
Please also rate each of the following in the Pasco County community.	Traffic flow on major streets	22%	35%	38%	45%	32%	42%	31%	30%	28%	37%	27%	26%
	Ease of public parking				53%	49%	51%	53%	51%	51%	55%	52%	48%
	Ease of travel by car in Pasco County	37%	44%	59%	47%	47%	54%	47%	42%	39%	50%	41%	45%
	Ease of travel by public transportation in Pasco County				28%	22%	19%	26%	32%	17%	35%	27%	21%
	Ease of travel by bicycle in Pasco County	19%	26%	31%	19%	23%	22%	30%	33%	24%	37%	31%	24%
	Ease of walking in Pasco County	27%	26%	30%	26%	32%	33%	34%	36%	39%	38%	34%	30%
	Well-planned residential growth										41%	27%	27%
	Well-planned commercial growth										43%	35%	31%
	Well-designed neighborhoods										48%	43%	41%
	Preservation of the historical or cultural character of the community										50%	52%	47%
	Public places where people want to spend time				34%	43%	39%	45%	45%	61%	45%	54%	38%
	Variety of housing options	60%	61%	64%	52%	51%	54%	53%	49%	54%	52%	46%	36%
	Availability of affordable quality housing	46%	53%	53%	41%	45%	47%	49%	49%	44%	34%	28%	22%
	Overall quality of new development in Pasco County	58%	52%	58%	40%	48%	57%	58%	60%	56%	54%	51%	37%
	Overall appearance of Pasco County	55%	50%	55%	47%	47%	40%	44%	41%	51%	55%	52%	49%
	Cleanliness of Pasco County	54%	55%	58%	52%	45%	40%	42%	39%	47%	54%	56%	48%
	Water resources (beaches, lakes, ponds, riverways, etc.)										58%	61%	53%
	Air quality	59%	69%	75%	66%	63%	70%	67%	65%	71%	82%	79%	66%
	Availability of paths and walking trails	30%	33%	35%	34%	42%	44%	38%	42%	34%	58%	55%	45%
	Fitness opportunities (including exercise classes and paths or trail..				53%	58%	48%	51%	52%	51%	53%	58%	51%
	Recreational opportunities	44%	45%	50%	49%	55%	46%	49%	49%	53%	57%	59%	53%
	Availability of affordable quality food	61%	61%	59%	55%	55%	59%	65%	63%	66%	66%	67%	48%
	Availability of affordable quality health care	44%	46%	60%	56%	58%	56%	58%	61%	61%	57%	65%	53%
	Availability of preventive health services	48%	51%	61%	50%	57%	55%	57%	60%	63%	57%	62%	55%
	Availability of affordable quality mental health care				33%	41%	33%	43%	49%	45%	30%	48%	37%
	Opportunities to attend cultural/arts/music activities	34%	36%	30%	24%	35%	36%	33%	37%	34%	33%	42%	33%
	Community support for the arts										38%	37%	24%
	Availability of affordable quality childcare/preschool	40%	42%	50%	40%	46%	45%	44%	45%	53%	46%	36%	39%
	K-12 education	53%	58%	51%							47%	50%	46%

Please also rate each of the following in the Pasco County community.	Adult educational opportunities	37%	43%	44%	42%	44%	51%	44%	42%	38%			
	Sense of civic/community pride								38%	44%	36%		
	Neighborliness of residents in Pasco County	45%	43%	48%	41%	52%	45%	42%	53%	48%			
	Opportunities to participate in social events and activities	39%	42%	43%	40%	42%	52%	42%	47%	51%	42%	54%	49%
	Opportunities to attend special events and festivals	39%	46%	46%	49%	49%	51%	49%	54%	53%			
	Opportunities to volunteer	60%	68%	68%	54%	65%	67%	54%	60%	62%	57%	63%	63%
	Opportunities to participate in community matters	46%	50%	50%	40%	47%	49%	39%	47%	52%	49%	50%	52%
	Openness and acceptance of the community toward people of diver..	53%	56%	56%	51%	47%	46%	37%	50%	51%	54%	57%	46%
Please indicate whether or not you have done each of the following in the last 12 months.	Contacted Pasco County (in-person, phone, email, or web) for help ..	52%	55%	56%	37%	49%	41%	48%	50%	42%	54%	42%	52%
	Contacted Pasco County elected officials (in-person, phone, email, ..	17%	27%	16%	20%	20%	20%	16%	15%	17%			
	Attended a local public meeting (of local elected officials like Count..	24%	22%	21%	21%	24%	15%	23%	27%	21%	22%	21%	23%
	Watched (online or on television) a local public meeting	33%	30%	30%	24%	25%	21%	21%	15%	16%	24%	24%	23%
	Volunteered your time to some group/activity in Pasco County	37%	32%	44%	31%	35%	25%	34%	30%	23%	27%	21%	28%
	Campaigned or advocated for a local issue, cause, or candidate	21%	21%	14%	21%	20%	17%	13%	13%	18%			
	Voted in your most recent local election	83%	73%	80%						73%	67%	82%	
	Used bus, rail, subway, or other public transportation instead of dr..	9%	9%	10%	4%	7%	5%	10%	6%	6%			
	Carpooled with other adults or children instead of driving alone	41%	31%	35%	37%	32%	28%	35%	35%	39%			
	Walked or biked instead of driving	34%	39%	38%	37%	33%	32%	29%	40%	35%			
Please rate the quality of each of the following services in Pasco County.	Public information services	52%	56%	55%	43%	56%	67%	50%	55%	51%	63%	59%	55%
	Economic development	29%	30%	34%	31%	37%	39%	38%	46%	46%	63%	51%	46%
	Traffic enforcement	54%	63%	60%	57%	56%	52%	55%	52%	43%	52%	45%	33%
	Traffic signal timing	33%	40%	32%	37%	37%	38%	39%	38%	34%			
	Street repair	34%	44%	37%	27%	25%	25%	34%	30%	28%	40%	28%	29%
	Street cleaning	31%	35%	32%	36%	38%	37%	49%	41%	43%			
	Street lighting	47%	51%	47%	48%	45%	52%	61%	54%	49%			
	Sidewalk maintenance	40%	41%	37%	43%	39%	39%	53%	44%	38%			
	Bus or transit services	29%	41%	42%	22%	35%	38%	43%	39%	43%	43%	36%	36%
	Land use, planning, and zoning	25%	39%	32%	24%	31%	31%	29%	38%	33%	40%	27%	24%
	Code enforcement (weeds, abandoned buildings, etc.)	19%	29%	28%	25%	20%	22%	25%	25%	28%	34%	29%	31%
	Garbage collection	79%	78%	87%	76%	81%	83%	74%	78%	74%	73%	72%	68%
	Drinking water	43%	52%	59%	46%	46%	47%	48%	46%	50%	54%	51%	54%
	Sewer services	54%	65%	70%	59%	61%	61%	52%	61%	59%	66%	64%	70%
	Storm water management (storm drainage, dams, levees, etc.)	49%	51%	56%	36%	46%	47%	45%	45%	44%	57%	56%	57%
	Power (electric and/or gas) utility	65%	67%	76%	67%	60%	71%	61%	66%	69%	74%	73%	60%
	Utility billing	56%	55%	58%	55%	64%	63%	59%	66%	56%			
	Police/Sheriff services	75%	80%	79%	73%	72%	79%	78%	72%	78%	72%	74%	62%

Please rate the quality of each of the following services in Pasco County.	Crime prevention	47%	52%	63%	59%	55%	54%	57%	57%	66%	69%	63%	50%
	Animal control	35%	45%	48%	39%	39%	42%	41%	42%	44%	62%	66%	58%
	Ambulance or emergency medical services	92%	87%	91%	82%	86%	90%	87%	86%	89%	88%	85%	84%
	Fire services	92%	89%	91%	86%	88%	88%	87%	89%	89%	89%	91%	86%
	Fire prevention and education	65%	69%	72%	67%	57%	63%	66%	64%	62%	73%	71%	71%
	Emergency preparedness (services that prepare the community for..	64%	55%	60%	51%	61%	65%	57%	67%	66%	74%	69%	69%
	Preservation of natural areas (open space, farmlands, and greenbe..	45%	53%	52%	43%	55%	46%	41%	42%	49%	56%	48%	41%
	Pasco County open space	51%	58%	60%	39%	48%	48%	41%	43%	52%	56%	43%	41%
	Recycling	49%	53%	73%	59%	62%	59%	64%	55%	64%	61%	52%	45%
	Yard waste pick-up	55%	59%	67%	52%	61%	58%	58%	53%	48%	63%	52%	50%
	County parks	75%	75%	75%	61%	69%	71%	67%	73%	66%	70%	79%	65%
	Recreation programs or classes	59%	63%	55%	52%	54%	49%	45%	54%	58%	51%	69%	56%
	Recreation centers or facilities	62%	60%	65%	51%	59%	53%	48%	57%	57%	60%	68%	57%
	Health services	49%	57%	64%	49%	60%	53%	56%	68%	57%	62%	67%	58%
	Public library services	72%	70%	79%	62%	73%	79%	76%	76%	68%	77%	84%	79%
	Overall customer service by Pasco County employees (police, recep..	75%	74%	76%	61%	64%	64%	64%	66%	69%	75%	78%	63%
Please rate the following categories of Pasco County government performance.	The value of services for the taxes paid to Pasco County	40%	51%	52%	38%	43%	44%	51%	46%	49%	56%	53%	44%
	The overall direction that Pasco County is taking	45%	51%	52%	42%	46%	45%	53%	51%	54%	50%	51%	40%
	The job Pasco County government does at welcoming resident invol..	24%	43%	42%	26%	37%	39%	46%	41%	36%	44%	40%	29%
	Overall confidence in Pasco County government				35%	42%	36%	43%	41%	40%	48%	48%	33%
	Generally acting in the best interest of the community				33%	44%	40%	43%	43%	46%	54%	48%	37%
	Being honest				31%	38%	47%	44%	44%	45%	58%	47%	39%
	Being open and transparent to the public										51%	43%	39%
	Informing residents about issues facing the community										52%	44%	36%
	Treating all residents fairly				39%	42%	49%	45%	49%	50%	63%	56%	44%
	Treating residents with respect										68%	63%	54%
Overall, how would you rate the quality of the services provided by each of the following?	Pasco County	50%	60%	61%	57%	59%	62%	63%	62%	67%	66%	60%	55%
	The Federal Government	32%	38%	26%	34%	32%	31%	34%	36%	39%	37%	36%	35%
Please rate how important, if at all, you think it is for the Pasco County community to focus on each of the following in the coming two years.	Overall economic health of Pasco County				91%	92%	82%	90%	90%	91%	93%	93%	91%
	Overall quality of the transportation system (auto, bicycle, foot, bu..										80%	78%	78%
	Overall design or layout of Pasco County's residential and commerc..				78%	75%	76%	73%	70%	78%	82%	87%	81%
	Overall quality of the utility infrastructure in Pasco County (water, ..										90%	95%	91%
	Overall feeling of safety in Pasco County				96%	92%	90%	94%	92%	96%	91%	92%	94%
	Overall quality of natural environment in Pasco County				78%	82%	76%	89%	83%	84%	82%	88%	93%
	Overall quality of parks and recreation opportunities										83%	78%	78%
	Overall health and wellness opportunities in Pasco County				69%	83%	76%	79%	84%	84%	83%	81%	84%

Please rate how important, if at all, you think it is for the Pasco County community to focus on each of the following in the coming two years.

	Overall opportunities for education, culture, and the arts	79% 83% 75% 80% 85% 81% 73% 75% 79%
	Residents' connection and engagement with their community	69% 79% 72% 78% 78% 80% 66% 71% 70%
In general, how many times do you:	Access the internet from your home using a computer, laptop, or ta..	97% 94% 90%
	Access the internet from your cell phone	92% 92% 90%
	Visit social media sites such as Facebook, Twitter, Nextdoor, etc.	83% 82% 80%
	Use or check email	95% 99% 92%
	Share your opinions online	43% 28% 33%
	Shop online	56% 54% 53%
	Please rate your overall health.	61% 57% 59% 55% 52% 52% 54% 63% 67%
	What impact, if any, do you think the economy will have on your fa..	11% 19% 23% 18% 28% 30% 26% 36% 37% 26% 18% 14%

Methods (open participation)

As part of its participation in The National Community Survey™ (The NCS™), Pasco County conducted a survey of 363 residents. Survey invitations were mailed to randomly selected households and data were collected from October 24, 2022 to December 5, 2022. The results from this main survey effort represent the most robust estimate of your residents' opinions.

After the above data collection period was underway, a link to an online open participation survey was publicized by Pasco County. The open participation survey was identical to the probability sample survey with two small updates; it included a map at the beginning asking where the respondent lives and also a question about where they heard about the survey. The open participation survey was open to all county residents and became available on November 14, 2022. The survey remained open for five weeks and there were 1,442 responses.





























The open participation survey data were not collected through a random sample and it is unknown who in the community was aware of the survey; therefore, a level of confidence in the representativeness of the sample cannot be estimated. However, to reduce bias where possible, these data were statistically weighted to match the demographic characteristics of the 2010 Census and 2020 American Community Survey estimates for adults in Pasco County. The characteristics used for weighting were age, sex, race, Hispanic origin, housing type, housing tenure, and area. No adjustments were made for design effects. Weights were calculated using an iterative, multiplicative raking model known as the ANES Weighting Algorithm.* The results of the weighting scheme for the open participation survey are presented in the following table.

































* Pasek, J. (2010). ANES Weighting Algorithm. Retrieved from <https://web.stanford.edu/group/iriss/cgi-bin/anesrake/resources/RakingDescription.pdf>






























		Unweighted	Weighted	Target*
Age	18-34	7%	23%	23%
	35-54	38%	32%	32%
	55+	55%	45%	45%
Hispanic origin	No, not Spanish, Hispanic, or Latino	93%	86%	86%
	Yes, I consider myself to be Spanish, Hispa..	7%	14%	14%
Housing tenure	Own	89%	73%	73%
	Rent	11%	27%	27%
Housing type	Attached	9%	33%	33%
	Detached	91%	67%	67%
Race & Hispanic origin	Not white alone	15%	24%	24%
	White alone, not Hispanic or Latino	85%	76%	76%
Sex	Man	34%	48%	48%
	Woman	66%	52%	52%
Sex/age	Man 18-34	3%	11%	11%
	Man 35-54	12%	16%	16%
	Man 55+	19%	21%	21%
	Woman 18-34	5%	11%	11%
	Woman 35-54	27%	16%	16%
	Woman 55+	34%	24%	24%

































Open participation survey results

































This dashboard contains a complete set of responses to each question on the open participation survey. By default, "don't know" responses are excluded, but may be added to the table using the response filter to the right. In some tables, the percentages may not sum to 100%; this is either because the question permitted the respondent to "choose all that apply", or for a question that asked the respondent to select one answer, it is due to the customary practice of rounding values to the nearest whole number.

Please rate each of the following aspects of quality of life in Pasco County.	Pasco as a place to live	Excellent		11% N=152
		Good		50% N=721
		Fair		29% N=412
		Poor		11% N=153
	Your neighborhood as a place to live	Excellent		27% N=380
		Good		42% N=588
		Fair		21% N=296
		Poor		10% N=146
	Pasco as a place to raise children	Excellent		15% N=186
		Good		37% N=446
		Fair		31% N=375
		Poor		17% N=206
	Pasco as a place to work	Excellent		11% N=131
		Good		34% N=408
		Fair		29% N=342
		Poor		26% N=311
	Pasco as a place to visit	Excellent		8% N=108
		Good		30% N=423
		Fair		36% N=502
		Poor		26% N=358
	Pasco as a place to retire	Excellent		19% N=240
		Good		34% N=437
		Fair		25% N=326
		Poor		22% N=278
	The overall quality of life	Excellent		10% N=140
		Good		46% N=657
		Fair		31% N=435
		Poor		13% N=183

































Please rate each of the following aspects of quality of life in Pasco County.	Sense of community	Excellent		9% N=126
		Good		28% N=395
		Fair		35% N=482
		Poor		28% N=385
Please rate each of the following characteristics as they relate to Pasco County as a whole.	Overall economic health	Excellent		10% N=134
		Good		32% N=441
		Fair		34% N=457
		Poor		24% N=327
	Overall quality of the transportation system	Excellent		4% N=54
		Good		21% N=277
		Fair		29% N=382
		Poor		46% N=596
	Overall design or layout of residential and commercial areas	Excellent		4% N=52
		Good		24% N=337
		Fair		33% N=464
		Poor		39% N=551
	Overall quality of the utility infrastructure	Excellent		10% N=140
		Good		39% N=528
		Fair		28% N=379
		Poor		23% N=311
	Overall feeling of safety	Excellent		9% N=127
		Good		39% N=554
		Fair		30% N=433
		Poor		22% N=316
	Overall quality of natural environment	Excellent		13% N=185
		Good		37% N=525
		Fair		28% N=401
		Poor		21% N=304
	Overall quality of parks and recreation opportunities	Excellent		18% N=246
		Good		36% N=481
		Fair		30% N=400
		Poor		16% N=211

































Please rate each of the following characteristics as they relate to Pasco County as a whole.	Overall health and wellness opportunities	Excellent		11% N=146
		Good		39% N=519
		Fair		32% N=424
		Poor		18% N=233
	Overall opportunities for education, culture, and the arts	Excellent		5% N=66
		Good		26% N=352
		Fair		36% N=474
		Poor		33% N=438
	Residents' connection and engagement with their community	Excellent		5% N=67
		Good		27% N=362
		Fair		37% N=498
		Poor		31% N=425
Please indicate how likely or unlikely you are to do each of the following.	Recommend living in Pasco to someone who asks	Very likely		19% N=275
		Somewhat likely		44% N=628
		Somewhat unlikely		15% N=213
		Very unlikely		22% N=309
	Remain in Pasco for the next five years	Very likely		45% N=610
		Somewhat likely		28% N=379
		Somewhat unlikely		13% N=178
		Very unlikely		14% N=194
Please rate how safe or unsafe you feel:	In your neighborhood during the day	Very safe		49% N=692
		Somewhat safe		33% N=473
		Neither safe nor unsafe		7% N=99
		Somewhat unsafe		7% N=105
		Very unsafe		4% N=56
	In Pasco's downtown/commercial area during the day	Very safe		35% N=450
		Somewhat safe		38% N=490
		Neither safe nor unsafe		16% N=204
		Somewhat unsafe		8% N=98
		Very unsafe		4% N=50
	From property crime	Very safe		17% N=237
		Somewhat safe		38% N=526

Please rate how safe or unsafe you feel:	From property crime	Neither safe nor unsafe		15% N=207
		Somewhat unsafe		21% N=291
		Very unsafe		10% N=138
	From violent crime	Very safe		24% N=344
		Somewhat safe		37% N=519
		Neither safe nor unsafe		16% N=226
		Somewhat unsafe		16% N=230
		Very unsafe		7% N=92
	From fire, flood, or other natural disaster	Very safe		21% N=304
		Somewhat safe		43% N=605
		Neither safe nor unsafe		17% N=244
		Somewhat unsafe		10% N=147
		Very unsafe		8% N=120
Please rate the job you feel the Pasco County community does at each of the following.	Making all residents feel welcome	Excellent		9% N=128
		Good		36% N=487
		Fair		32% N=432
		Poor		22% N=304
	Attracting people from diverse backgrounds	Excellent		13% N=159
		Good		36% N=439
		Fair		29% N=350
		Poor		22% N=275
	Valuing/respecting residents from diverse backgrounds	Excellent		13% N=154
		Good		35% N=423
		Fair		32% N=395
		Poor		20% N=249
	Taking care of vulnerable residents	Excellent		8% N=98
		Good		23% N=290
		Fair		29% N=367
		Poor		40% N=498
Please rate each of the following in the Pasco County community.	Overall quality of business and service establishments	Excellent		9% N=121
		Good		44% N=623
		Fair		35% N=493

































Please rate each of the following in the Pasco County community.	Overall quality of business and service establishments	Poor		13% N=181
	Variety of business and service establishments	Excellent		12% N=163
		Good		38% N=543
		Fair		31% N=442
		Poor		19% N=267
	Vibrancy of downtown/commercial area	Excellent		7% N=96
		Good		36% N=457
		Fair		34% N=430
		Poor		23% N=297
	Employment opportunities	Excellent		8% N=97
		Good		27% N=316
		Fair		36% N=428
		Poor		29% N=348
	Shopping opportunities	Excellent		20% N=280
		Good		37% N=523
		Fair		26% N=371
		Poor		17% N=247
	Cost of living	Excellent		5% N=72
		Good		24% N=335
		Fair		41% N=586
		Poor		30% N=428
	Overall image or reputation	Excellent		6% N=88
		Good		27% N=379
		Fair		31% N=439
		Poor		35% N=494
Please also rate each of the following in the Pasco County community.	Traffic flow on major streets	Excellent		1% N=21
		Good		19% N=272
		Fair		25% N=354
		Poor		55% N=788
	Ease of public parking	Excellent		6% N=84
		Good		36% N=486
		Fair		32% N=433

































Please also rate each of the following in the Pasco County community.

































Ease of public parking	Poor		25% N=342
Ease of travel by car	Excellent		6% N=79
	Good		28% N=396
	Fair		31% N=432
	Poor		36% N=501
Ease of travel by public transportation	Excellent		5% N=32
	Good		16% N=113
	Fair		20% N=140
	Poor		59% N=418
Ease of travel by bicycle	Excellent		3% N=29
	Good		17% N=162
	Fair		25% N=238
	Poor		54% N=507
Ease of walking	Excellent		4% N=47
	Good		22% N=265
	Fair		26% N=324
	Poor		48% N=592
Well-planned residential growth	Excellent		4% N=51
	Good		13% N=171
	Fair		20% N=266
	Poor		63% N=824
Well-planned commercial growth	Excellent		4% N=58
	Good		15% N=196
	Fair		25% N=328
	Poor		55% N=706
Well-designed neighborhoods	Excellent		6% N=76
	Good		24% N=328
	Fair		33% N=443
	Poor		37% N=498
Preservation of the historical or cultural character of the community	Excellent		7% N=83
	Good		25% N=292
	Fair		29% N=340

Please also rate each of the following in the Pasco County community.	Preservation of the historical or cultural character of the community	Poor		39% N=450
	Public places where people want to spend time	Excellent		6% N=83
		Good		31% N=418
		Fair		34% N=463
		Poor		29% N=385
	Variety of housing options	Excellent		7% N=90
		Good		29% N=382
		Fair		31% N=411
		Poor		34% N=454
	Availability of affordable quality housing	Excellent		3% N=42
		Good		13% N=171
		Fair		26% N=325
		Poor		58% N=736
	Overall quality of new development	Excellent		6% N=79
		Good		24% N=313
		Fair		28% N=370
		Poor		42% N=558
	Overall appearance	Excellent		6% N=92
		Good		30% N=430
		Fair		38% N=533
		Poor		26% N=362
	Cleanliness	Excellent		8% N=106
		Good		30% N=420
		Fair		38% N=533
		Poor		25% N=352
	Water resources	Excellent		10% N=136
		Good		36% N=478
		Fair		32% N=424
		Poor		22% N=301
	Air quality	Excellent		17% N=234
		Good		51% N=701
		Fair		27% N=367

Please also rate each of the following in the Pasco County community.

































Air quality	Poor		5% N=68
Availability of paths and walking trails	Excellent		13% N=174
	Good		33% N=435
	Fair		32% N=419
	Poor		22% N=288
Fitness opportunities	Excellent		14% N=170
	Good		35% N=436
	Fair		33% N=411
	Poor		19% N=238
Recreational opportunities	Excellent		11% N=148
	Good		37% N=486
	Fair		34% N=450
	Poor		18% N=242
Availability of affordable quality food	Excellent		10% N=140
	Good		35% N=498
	Fair		34% N=481
	Poor		21% N=290
Availability of affordable quality health care	Excellent		11% N=152
	Good		35% N=473
	Fair		32% N=432
	Poor		21% N=275
Availability of preventive health services	Excellent		12% N=159
	Good		37% N=476
	Fair		29% N=374
	Poor		21% N=271
Availability of affordable quality mental health care	Excellent		6% N=55
	Good		22% N=202
	Fair		24% N=217
	Poor		47% N=427
Opportunities to attend cultural/arts/music activities	Excellent		4% N=57
	Good		22% N=288
	Fair		35% N=456

Please also rate each of the following in the Pasco County community.	Opportunities to attend cultural/arts/music activities	Poor		38% N=484
	Community support for the arts	Excellent		5% N=50
		Good		23% N=248
		Fair		35% N=384
		Poor		38% N=410
	Availability of affordable quality childcare/preschool	Excellent		4% N=34
		Good		25% N=193
		Fair		29% N=224
		Poor		42% N=320
	K-12 education	Excellent		9% N=94
		Good		31% N=306
		Fair		30% N=302
		Poor		30% N=298
	Adult educational opportunities	Excellent		8% N=69
		Good		24% N=198
		Fair		38% N=315
		Poor		30% N=255
	Sense of civic/community pride	Excellent		6% N=77
		Good		23% N=294
		Fair		36% N=471
		Poor		35% N=461
	Neighborliness of residents	Excellent		8% N=106
		Good		30% N=411
		Fair		38% N=519
		Poor		24% N=331
	Opportunities to participate in social events and activities	Excellent		7% N=95
		Good		33% N=428
		Fair		37% N=474
		Poor		22% N=283
	Opportunities to attend special events and festivals	Excellent		10% N=135
		Good		35% N=469
		Fair		37% N=491

































Please also rate each of the following in the Pasco County community.	Opportunities to attend special events and festivals	Poor		18% N=244
	Opportunities to volunteer	Excellent		12% N=136
		Good		47% N=518
		Fair		29% N=312
		Poor		12% N=126
	Opportunities to participate in community matters	Excellent		8% N=97
		Good		34% N=395
		Fair		33% N=380
		Poor		24% N=275
	Openness and acceptance of the community toward people of diverse backgrounds	Excellent		12% N=143
		Good		36% N=410
		Fair		28% N=317
		Poor		24% N=277
Please indicate whether or not you have done each of the following in the last 12 months.	Contacted the County of Pasco for help or information	No		43% N=615
		Yes		57% N=812
	Contacted Pasco elected officials to express your opinion	No		72% N=1020
		Yes		28% N=406
	Attended a local public meeting	No		62% N=881
		Yes		38% N=545
	Watched a local public meeting	No		59% N=836
		Yes		41% N=574
	Volunteered your time to some group/activity	No		61% N=867
		Yes		39% N=557
	Campaigned or advocated for a local issue, cause, or candidate	No		73% N=1031
		Yes		27% N=390
	Voted in your most recent local election	No		12% N=168
		Yes		88% N=1244
	Used public transportation instead of driving	No		90% N=1279
		Yes		10% N=138
	Carpooled with other adults or children instead of driving alone	No		57% N=813
		Yes		43% N=606
	Walked or biked instead of driving	No		66% N=937

Please indicate whether or not you have done each of the following in the last 12 months.

































Please rate the quality of each of the following services in Pasco County.

































Walked or biked instead of driving	Yes		34% N=483
Public information services	Excellent		8% N=102
	Good		40% N=484
	Fair		35% N=426
	Poor		17% N=206
Economic development	Excellent		6% N=76
	Good		31% N=392
	Fair		33% N=414
	Poor		30% N=372
Traffic enforcement	Excellent		7% N=97
	Good		25% N=342
	Fair		25% N=335
	Poor		42% N=566
Traffic signal timing	Excellent		3% N=43
	Good		26% N=362
	Fair		34% N=471
	Poor		37% N=511
Street repair	Excellent		3% N=45
	Good		19% N=260
	Fair		33% N=465
	Poor		45% N=634
Street cleaning	Excellent		6% N=73
	Good		28% N=368
	Fair		29% N=380
	Poor		36% N=472
Street lighting	Excellent		6% N=82
	Good		35% N=498
	Fair		36% N=500
	Poor		23% N=325
Sidewalk maintenance	Excellent		4% N=49
	Good		29% N=362
	Fair		36% N=450

Please rate the quality of each of the following services in Pasco County.	Sidewalk maintenance	Poor	<div></div>	32% N=401
	Bus or transit services	Excellent	<div></div>	5% N=31
		Good	<div></div>	20% N=139
		Fair	<div></div>	30% N=207
		Poor	<div></div>	46% N=319
	Land use, planning and zoning	Excellent	<div></div>	4% N=53
		Good	<div></div>	11% N=134
		Fair	<div></div>	21% N=249
		Poor	<div></div>	63% N=743
	Code enforcement	Excellent	<div></div>	4% N=45
		Good	<div></div>	21% N=247
		Fair	<div></div>	31% N=369
		Poor	<div></div>	44% N=516
	Garbage collection	Excellent	<div></div>	19% N=253
		Good	<div></div>	42% N=567
		Fair	<div></div>	24% N=327
		Poor	<div></div>	15% N=198
	Drinking water	Excellent	<div></div>	12% N=158
		Good	<div></div>	40% N=523
Fair		<div></div>	28% N=368	
Poor		<div></div>	21% N=271	
Sewer services	Excellent	<div></div>	15% N=173	
	Good	<div></div>	48% N=560	
	Fair	<div></div>	28% N=332	
	Poor	<div></div>	9% N=111	
Storm water management	Excellent	<div></div>	12% N=155	
	Good	<div></div>	37% N=477	
	Fair	<div></div>	26% N=337	
	Poor	<div></div>	24% N=303	
Power (electric and/or gas) utility	Excellent	<div></div>	19% N=259	
	Good	<div></div>	47% N=650	
	Fair	<div></div>	25% N=342	















Please rate the quality of each of the following services in Pasco County.	Power (electric and/or gas) utility	Poor		10% N=141
	Utility billing	Excellent		13% N=175
		Good		43% N=568
		Fair		28% N=359
		Poor		16% N=204
	Police/Sheriff services	Excellent		23% N=299
		Good		38% N=499
		Fair		19% N=251
		Poor		21% N=273
	Crime prevention	Excellent		9% N=111
		Good		38% N=493
		Fair		27% N=348
		Poor		26% N=335
	Animal control	Excellent		11% N=117
		Good		42% N=437
		Fair		26% N=272
		Poor		22% N=227
	Ambulance or emergency medical services	Excellent		26% N=283
		Good		46% N=504
		Fair		16% N=173
		Poor		12% N=126
	Fire services	Excellent		34% N=366
		Good		44% N=469
		Fair		14% N=145
		Poor		8% N=90
	Fire prevention and education	Excellent		16% N=135
		Good		48% N=409
		Fair		20% N=173
		Poor		17% N=144
	Emergency preparedness	Excellent		24% N=308
		Good		37% N=475
		Fair		24% N=305

Please rate the quality of each of the following services in Pasco County.	Emergency preparedness	Poor	<div></div>	15% N=186
	Preservation of natural areas	Excellent	<div></div>	9% N=119
		Good	<div></div>	24% N=299
		Fair	<div></div>	20% N=247
		Poor	<div></div>	47% N=594
	Pasco open space	Excellent	<div></div>	9% N=109
		Good	<div></div>	24% N=295
		Fair	<div></div>	23% N=284
		Poor	<div></div>	43% N=522
	Recycling	Excellent	<div></div>	8% N=93
		Good	<div></div>	30% N=371
		Fair	<div></div>	28% N=342
		Poor	<div></div>	34% N=423
Yard waste pick-up	Excellent	<div></div>	8% N=78	
	Good	<div></div>	34% N=334	
	Fair	<div></div>	27% N=267	
	Poor	<div></div>	32% N=318	
County parks	Excellent	<div></div>	21% N=263	
	Good	<div></div>	42% N=542	
	Fair	<div></div>	26% N=329	
	Poor	<div></div>	11% N=145	
Recreation programs or classes	Excellent	<div></div>	12% N=108	
	Good	<div></div>	37% N=340	
	Fair	<div></div>	31% N=285	
	Poor	<div></div>	21% N=199	
Recreation centers or facilities	Excellent	<div></div>	14% N=146	
	Good	<div></div>	39% N=420	
	Fair	<div></div>	27% N=286	
	Poor	<div></div>	20% N=212	
Health services	Excellent	<div></div>	12% N=135	
	Good	<div></div>	41% N=460	
	Fair	<div></div>	29% N=328	

Please rate the quality of each of the following services in Pasco County.	Health services	Poor		18% N=202
	Public library services	Excellent		28% N=334
		Good		44% N=521
		Fair		18% N=208
		Poor		9% N=111
	Overall customer service by Pasco employees	Excellent		21% N=273
		Good		42% N=535
		Fair		23% N=291
		Poor		13% N=170
Please rate the following categories of Pasco County government performance.	The value of services for the taxes paid to Pasco	Excellent		7% N=88
		Good		28% N=369
		Fair		34% N=443
		Poor		31% N=398
	The overall direction that Pasco is taking	Excellent		5% N=70
		Good		23% N=303
		Fair		28% N=364
		Poor		44% N=580
	The job Pasco government does at welcoming resident involvement	Excellent		5% N=59
		Good		26% N=290
		Fair		32% N=362
		Poor		37% N=414
	Overall confidence in Pasco government	Excellent		4% N=53
		Good		26% N=343
		Fair		33% N=439
		Poor		38% N=502
	Generally acting in the best interest of the community	Excellent		6% N=78
		Good		26% N=341
		Fair		26% N=336
		Poor		42% N=554
	Being honest	Excellent		6% N=67
		Good		28% N=335
		Fair		28% N=333

































Please rate the following categories of Pasco County government performance.	Being honest	Poor		38% N=456
	Being open and transparent to the public	Excellent		6% N=73
		Good		26% N=306
		Fair		24% N=291
		Poor		44% N=527
	Informing residents about issues facing the community	Excellent		6% N=74
		Good		26% N=329
		Fair		25% N=316
		Poor		43% N=532
	Treating all residents fairly	Excellent		9% N=101
		Good		28% N=325
		Fair		27% N=319
		Poor		37% N=435
	Treating residents with respect	Excellent		11% N=129
		Good		35% N=422
		Fair		28% N=345
		Poor		27% N=324
Overall, how would you rate the quality of the services provided by each of the following?	The County of Pasco	Excellent		8% N=108
		Good		37% N=508
		Fair		34% N=465
		Poor		20% N=278
	The Federal Government	Excellent		4% N=56
		Good		27% N=349
		Fair		32% N=428
		Poor		37% N=484
Please rate how important, if at all, you think it is for the Pasco County community to focus on each of the following in the coming two years.	Overall economic health	Essential		46% N=641
		Very important		41% N=567
		Somewhat important		12% N=169
		Not at all important		1% N=11
	Overall quality of the transportation system	Essential		37% N=513
		Very important		39% N=536
		Somewhat important		21% N=290

































Please rate how important, if at all, you think it is for the Pasco County community to focus on each of the following in the coming two years.

































Overall quality of the transportation system	Not at all important		3% N=47
Overall design or layout of residential and commercial areas	Essential		50% N=702
	Very important		36% N=504
	Somewhat important		12% N=170
	Not at all important		2% N=25
Overall quality of the utility infrastructure	Essential		59% N=825
	Very important		32% N=439
	Somewhat important		8% N=111
	Not at all important		1% N=14
Overall feeling of safety	Essential		61% N=844
	Very important		30% N=414
	Somewhat important		9% N=118
	Not at all important		1% N=12
Overall quality of natural environment	Essential		50% N=700
	Very important		35% N=491
	Somewhat important		14% N=192
	Not at all important		1% N=14
Overall quality of parks and recreation opportunities	Essential		32% N=450
	Very important		43% N=596
	Somewhat important		23% N=315
	Not at all important		2% N=29
Overall health and wellness opportunities	Essential		35% N=487
	Very important		42% N=582
	Somewhat important		21% N=295
	Not at all important		3% N=35
Overall opportunities for education, culture, and the arts	Essential		32% N=449
	Very important		38% N=530
	Somewhat important		25% N=355
	Not at all important		5% N=66
Residents' connection and engagement with their community	Essential		27% N=372
	Very important		42% N=580
	Somewhat important		27% N=384


Please rate how important, if at all, you think it is for the Pasco County community to focus on each of the following in the coming two years.

Please rate the Pasco County government's performance (excluding schools and the Sheriff's Office) in carrying out its mission: Serving our community to create a better future.	Residents' connection and engagement with their community	Not at all important		4% N=61
	Please rate the Pasco County government's performance (excluding schools and the Sheriff's Office) in carrying out its mission: Serving our community to create a better future.	Excellent		8% N=107
		Good		34% N=476
		Fair		31% N=432
		Poor		24% N=340
		Don't Know		4% N=60
Pasco County government's vision is to become Florida's premier county. To that end, Pasco County's 2022-2025 Strategic Plan includes four focus areas (each supported by strategic goals) established by County Commissioners. Please rate Pasco County government's performance thus far in each of the following focus areas.	Create a thriving community (manage growth and redevelopment, maintain transportation and utilities systems, and reduce flooding)	Excellent		7% N=99
		Good		27% N=380
		Fair		27% N=377
		Poor		36% N=507
		Don't Know		4% N=52
	Enhance quality of life (promote safety, provide essential services, and preserve natural resources)	Excellent		9% N=127
		Good		30% N=418
		Fair		27% N=379
		Poor		31% N=429
		Don't Know		3% N=36
	Stimulate economic growth (retain and attract local businesses, improve employment opportunities, and diversify economic investments)	Excellent		10% N=139
		Good		32% N=448
		Fair		31% N=428
		Poor		21% N=292
		Don't Know		6% N=78
	Improve organizational performance (optimize and standardize processes to enhance services provided by the County)	Excellent		7% N=93
		Good		31% N=426
		Fair		25% N=353
		Poor		22% N=314
		Don't Know		15% N=210
Please rate Pasco County government's performance in comparison to the other Florida county(ies) in which you've previously lived.	Have you lived in any other Florida county (aside from Pasco County) within the last 10 years?	Yes		40% N=567
		No		60% N=856
	Overall services provided by the County	Much better		16% N=88
		Somewhat better		15% N=80
		About the same		24% N=129
		Somewhat worse		26% N=139

Please rate Pasco County government's performance in comparison to the other Florida county(ies) in which you've previously lived.	Overall services provided by the County	Much worse	 20% N=109
	Overall quality of life in the County	Much better	 21% N=115
		Somewhat better	 19% N=106
		About the same	 23% N=124
		Somewhat worse	 23% N=126
		Much worse	 14% N=79
In general, how many times do you:	Access the internet from your home	Several times a day	 82% N=1153
		Once a day	 7% N=94
		A few times a week	 6% N=82
		Every few weeks	 2% N=27
		Less often or never	 4% N=49
	Access the internet from your cell phone	Several times a day	 88% N=1232
		Once a day	 6% N=86
		A few times a week	 3% N=42
		Every few weeks	 1% N=8
		Less often or never	 2% N=34
	Visit social media sites	Several times a day	 68% N=958
		Once a day	 13% N=178
		A few times a week	 7% N=95
		Every few weeks	 2% N=35
		Less often or never	 10% N=139
	Use or check email	Several times a day	 77% N=1085
		Once a day	 16% N=225
		A few times a week	 6% N=84
		Every few weeks	 1% N=7
		Less often or never	 0% N=3
	Share your opinions online	Several times a day	 18% N=252
		Once a day	 7% N=91
		A few times a week	 18% N=253
		Every few weeks	 17% N=231
		Less often or never	 40% N=549
	Shop online	Several times a day	 14% N=189

In general, how many times do you:	Shop online	Once a day		9% N=127
		A few times a week		34% N=477
		Every few weeks		33% N=456
		Less often or never		10% N=144
	Please rate your overall health.	Excellent		22% N=312
		Very good		39% N=560
		Good		29% N=415
		Fair		8% N=120
		Poor		1% N=15
	What impact, if any, do you think the economy will have on your family income in the next 6 months? Do you think the impact will be:	Very positive		4% N=63
		Somewhat positive		10% N=137
		Neutral		31% N=441
		Somewhat negative		35% N=502
		Very negative		19% N=274
How many years have you lived in Pasco County?	How many years have you lived in Pasco?	Less than 2 years		13% N=182
		2-5 years		19% N=265
		6-10 years		18% N=255
		11-20 years		19% N=278
		More than 20 years		31% N=445
	Which best describes the building you live in?	One family house detached from any other houses		60% N=851
		Building with two or more homes (duplex, townhome, apa..		30% N=422
		Mobile home		9% N=131
		Other		1% N=13
	Do you rent or own your home?	Rent		27% N=378
		Own		73% N=1035
About how much is your monthly housing cost for the place you live (including rent, mortgage payment, property tax, property insurance, and homeowners' association (HOA) fees)?	About how much is your monthly housing cost for the place you live (including rent, mortgage payment, property tax, property insurance and homeowners' association (HOA) fees)?	Less than \$500		9% N=121
		\$500 to \$999		20% N=272
		\$1,000 to \$1,499		24% N=333
		\$1,500 to \$1,999		21% N=290
		\$2,000 to \$2,499		13% N=181
		\$2,500 to \$2,999		7% N=90
		\$3,000 to \$3,499		3% N=47

About how much is your monthly housing cost for the place you live (including rent, mortgage payment, property tax, property insurance, and homeowners' association (HOA) fees)?	About how much is your monthly housing cost for the place you live (including rent, mortgage payment, property tax, property insurance and homeowners' association (HOA) fees)?	\$3,500 or more		4% N=49
	Do any children 17 or under live in your household?	No		69% N=982
		Yes		31% N=433
	Are you or any other members of your household aged 65 or older?	No		66% N=938
		Yes		34% N=478
	How much do you anticipate your household's total income before taxes will be for the current year? (Please include in your total income money from all sources for all persons living in your household.)	Less than \$25,000		10% N=132
		\$25,000 to \$49,999		22% N=298
		\$50,000 to \$74,999		20% N=275
		\$75,000 to \$99,999		17% N=226
		\$100,000 to \$149,999		19% N=257
		\$150,000 or more		12% N=158
Are you Spanish, Hispanic, or Latino?	Are you Spanish, Hispanic or Latino?	No, not Spanish, Hispanic, or Latino		86% N=1205
		Yes, I consider myself to be Spanish, Hispanic, or Latino		14% N=201
	What is your race? (Mark one or more races to indicate what race you consider yourself to be.)	American Indian or Alaskan Native		3% N=45
		Asian, Asian Indian, or Pacific Islander		1% N=13
		Black or African American		3% N=40
		White		91% N=1267
		Other		8% N=110
	In which category is your age?	18-24 years		3% N=45
		25-34 years		20% N=284
		35-44 years		14% N=200
		45-54 years		18% N=261
		55-64 years		19% N=269
		65-74 years		19% N=265
		75 years or older		6% N=91
	What is your gender?	Woman		51% N=725
		Man		47% N=670
		Identify in another way		1% N=18
	If you identify in another way, how would you describe your gender?	Agender/I don't identify with any gender		16% N=3
		Genderqueer/gender fluid		28% N=5
		Non-binary		21% N=4
		Transgender man		28% N=5

If you identify in another way, how would you describe your gender?	Not listed		8% N=1
---	------------	--	-----------

Pasco County 2022 Community Survey

Please complete this survey if you are the adult (age 18 or older) in the household who most recently had a birthday (the year of birth does not matter). Your responses are confidential and no identifying information will be shared.

1. Please rate each of the following aspects of quality of life in Pasco County.

	<u>Excellent</u>	<u>Good</u>	<u>Fair</u>	<u>Poor</u>	<u>Don't know</u>
Pasco County as a place to live.....	1	2	3	4	5
Your neighborhood as a place to live	1	2	3	4	5
Pasco County as a place to raise children.....	1	2	3	4	5
Pasco County as a place to work	1	2	3	4	5
Pasco County as a place to visit	1	2	3	4	5
Pasco County as a place to retire.....	1	2	3	4	5
The overall quality of life in Pasco County.....	1	2	3	4	5
Sense of community.....	1	2	3	4	5

2. Please rate each of the following characteristics as they relate to Pasco County as a whole.

	<u>Excellent</u>	<u>Good</u>	<u>Fair</u>	<u>Poor</u>	<u>Don't know</u>
Overall economic health of Pasco County	1	2	3	4	5
Overall quality of the transportation system (auto, bicycle, foot, bus) in Pasco County	1	2	3	4	5
Overall design or layout of Pasco County's residential and commercial areas (e.g., homes, buildings, streets, parks, etc.)	1	2	3	4	5
Overall quality of the utility infrastructure in Pasco County (water, sewer, storm water)	1	2	3	4	5
Overall feeling of safety in Pasco County.....	1	2	3	4	5
Overall quality of natural environment in Pasco County.....	1	2	3	4	5
Overall quality of parks and recreation opportunities.....	1	2	3	4	5
Overall health and wellness opportunities in Pasco County.....	1	2	3	4	5
Overall opportunities for education, culture, and the arts.....	1	2	3	4	5
Residents' connection and engagement with their community	1	2	3	4	5

3. Please indicate how likely or unlikely you are to do each of the following.

	<u>Very likely</u>	<u>Somewhat likely</u>	<u>Somewhat unlikely</u>	<u>Very unlikely</u>	<u>Don't know</u>
Recommend living in Pasco County to someone who asks.....	1	2	3	4	5
Remain in Pasco County for the next five years.....	1	2	3	4	5

4. Please rate how safe or unsafe you feel:

	<u>Very safe</u>	<u>Somewhat safe</u>	<u>Neither safe nor unsafe</u>	<u>Somewhat unsafe</u>	<u>Very unsafe</u>	<u>Don't know</u>
In your neighborhood during the day.....	1	2	3	4	5	6
In Pasco County's downtown/commercial area during the day	1	2	3	4	5	6
From property crime.....	1	2	3	4	5	6
From violent crime.....	1	2	3	4	5	6
From fire, flood, or other natural disaster	1	2	3	4	5	6

5. Please rate the job you feel the Pasco County community does at each of the following.

	<u>Excellent</u>	<u>Good</u>	<u>Fair</u>	<u>Poor</u>	<u>Don't know</u>
Making all residents feel welcome	1	2	3	4	5
Attracting people from diverse backgrounds.....	1	2	3	4	5
Valuing/respecting residents from diverse backgrounds.....	1	2	3	4	5
Taking care of vulnerable residents (elderly, disabled, homeless, etc.).....	1	2	3	4	5

6. Please rate each of the following in the Pasco County community.

	<u>Excellent</u>	<u>Good</u>	<u>Fair</u>	<u>Poor</u>	<u>Don't know</u>
Overall quality of business and service establishments in Pasco County	1	2	3	4	5
Variety of business and service establishments in Pasco County	1	2	3	4	5
Vibrancy of downtown/commercial area	1	2	3	4	5
Employment opportunities	1	2	3	4	5
Shopping opportunities	1	2	3	4	5
Cost of living in Pasco County.....	1	2	3	4	5
Overall image or reputation of Pasco County	1	2	3	4	5

7. Please also rate each of the following in the Pasco County community.

	<u>Excellent</u>	<u>Good</u>	<u>Fair</u>	<u>Poor</u>	<u>Don't know</u>
Traffic flow on major streets.....	1	2	3	4	5
Ease of public parking.....	1	2	3	4	5
Ease of travel by car in Pasco County.....	1	2	3	4	5
Ease of travel by public transportation in Pasco County.....	1	2	3	4	5
Ease of travel by bicycle in Pasco County.....	1	2	3	4	5
Ease of walking in Pasco County.....	1	2	3	4	5
Well-planned residential growth.....	1	2	3	4	5
Well-planned commercial growth.....	1	2	3	4	5
Well-designed neighborhoods.....	1	2	3	4	5
Preservation of the historical or cultural character of the community.....	1	2	3	4	5
Public places where people want to spend time.....	1	2	3	4	5
Variety of housing options.....	1	2	3	4	5
Availability of affordable quality housing.....	1	2	3	4	5
Overall quality of new development in Pasco County.....	1	2	3	4	5
Overall appearance of Pasco County.....	1	2	3	4	5
Cleanliness of Pasco County.....	1	2	3	4	5
Water resources (beaches, lakes, ponds, riverways, etc.).....	1	2	3	4	5
Air quality.....	1	2	3	4	5
Availability of paths and walking trails.....	1	2	3	4	5
Fitness opportunities (including exercise classes and paths or trails, etc.)... 1	2	3	4	5	
Recreational opportunities.....	1	2	3	4	5
Availability of affordable quality food.....	1	2	3	4	5
Availability of affordable quality health care.....	1	2	3	4	5
Availability of preventive health services.....	1	2	3	4	5
Availability of affordable quality mental health care.....	1	2	3	4	5
Opportunities to attend cultural/arts/music activities.....	1	2	3	4	5
Community support for the arts.....	1	2	3	4	5
Availability of affordable quality childcare/preschool.....	1	2	3	4	5
K-12 education.....	1	2	3	4	5
Adult educational opportunities.....	1	2	3	4	5
Sense of civic/community pride.....	1	2	3	4	5
Neighborliness of residents in Pasco County.....	1	2	3	4	5
Opportunities to participate in social events and activities.....	1	2	3	4	5
Opportunities to attend special events and festivals.....	1	2	3	4	5
Opportunities to volunteer.....	1	2	3	4	5
Opportunities to participate in community matters.....	1	2	3	4	5
Openness and acceptance of the community toward people of diverse backgrounds.....	1	2	3	4	5

8. Please indicate whether or not you have done each of the following in the last 12 months.

	<u>No</u>	<u>Yes</u>
Contacted Pasco County (in-person, phone, email, or web) for help or information.....	1	2
Contacted Pasco County elected officials (in-person, phone, email, or web) to express your opinion.....	1	2
Attended a local public meeting (of local elected officials like County Commissioners, advisory boards, town halls, HOA, neighborhood watch, etc.).....	1	2
Watched (online or on television) a local public meeting.....	1	2
Volunteered your time to some group/activity in Pasco County.....	1	2
Campaigned or advocated for a local issue, cause, or candidate.....	1	2
Voted in your most recent local election.....	1	2
Used bus, rail, subway, or other public transportation instead of driving.....	1	2
Carpooled with other adults or children instead of driving alone.....	1	2
Walked or biked instead of driving.....	1	2

Pasco County 2022 Community Survey

9. Please rate the quality of each of the following services in Pasco County.

	<u>Excellent</u>	<u>Good</u>	<u>Fair</u>	<u>Poor</u>	<u>Don't know</u>
Public information services.....	1	2	3	4	5
Economic development.....	1	2	3	4	5
Traffic enforcement	1	2	3	4	5
Traffic signal timing.....	1	2	3	4	5
Street repair.....	1	2	3	4	5
Street cleaning.....	1	2	3	4	5
Street lighting.....	1	2	3	4	5
Sidewalk maintenance.....	1	2	3	4	5
Bus or transit services	1	2	3	4	5
Land use, planning, and zoning.....	1	2	3	4	5
Code enforcement (weeds, abandoned buildings, etc.)	1	2	3	4	5
Garbage collection	1	2	3	4	5
Drinking water.....	1	2	3	4	5
Sewer services.....	1	2	3	4	5
Storm water management (storm drainage, dams, levees, etc.)	1	2	3	4	5
Power (electric and/or gas) utility.....	1	2	3	4	5
Utility billing	1	2	3	4	5
Police/Sheriff services.....	1	2	3	4	5
Crime prevention.....	1	2	3	4	5
Animal control.....	1	2	3	4	5
Ambulance or emergency medical services	1	2	3	4	5
Fire services.....	1	2	3	4	5
Fire prevention and education.....	1	2	3	4	5
Emergency preparedness (services that prepare the community for natural disasters or other emergency situations)	1	2	3	4	5
Preservation of natural areas (open space, farmlands, and greenbelts)	1	2	3	4	5
Pasco County open space.....	1	2	3	4	5
Recycling.....	1	2	3	4	5
Yard waste pick-up.....	1	2	3	4	5
County parks.....	1	2	3	4	5
Recreation programs or classes	1	2	3	4	5
Recreation centers or facilities	1	2	3	4	5
Health services.....	1	2	3	4	5
Public library services	1	2	3	4	5
Overall customer service by Pasco County employees (police, receptionists, planners, etc.)	1	2	3	4	5

10. Please rate the following categories of Pasco County government performance.

	<u>Excellent</u>	<u>Good</u>	<u>Fair</u>	<u>Poor</u>	<u>Don't know</u>
The value of services for the taxes paid to Pasco County	1	2	3	4	5
The overall direction that Pasco County is taking	1	2	3	4	5
The job Pasco County government does at welcoming resident involvement	1	2	3	4	5
Overall confidence in Pasco County government	1	2	3	4	5
Generally acting in the best interest of the community	1	2	3	4	5
Being honest.....	1	2	3	4	5
Being open and transparent to the public.....	1	2	3	4	5
Informing residents about issues facing the community	1	2	3	4	5
Treating all residents fairly	1	2	3	4	5
Treating residents with respect.....	1	2	3	4	5

11. Overall, how would you rate the quality of the services provided by each of the following?

	<u>Excellent</u>	<u>Good</u>	<u>Fair</u>	<u>Poor</u>	<u>Don't know</u>
Pasco County.....	1	2	3	4	5
The Federal Government.....	1	2	3	4	5

12. Please rate how important, if at all, you think it is for the Pasco County community to focus on each of the following in the coming two years.

	<u>Essential</u>	<u>Very important</u>	<u>Somewhat important</u>	<u>Not at all important</u>
Overall economic health of Pasco County	1	2	3	4
Overall quality of the transportation system (auto, bicycle, foot, bus) in Pasco County	1	2	3	4
Overall design or layout of Pasco County's residential and commercial areas (e.g., homes, buildings, streets, parks, etc.)	1	2	3	4
Overall quality of the utility infrastructure in Pasco County (water, sewer, storm water)	1	2	3	4
Overall feeling of safety in Pasco County	1	2	3	4
Overall quality of natural environment in Pasco County	1	2	3	4
Overall quality of parks and recreation opportunities	1	2	3	4
Overall health and wellness opportunities in Pasco County	1	2	3	4
Overall opportunities for education, culture, and the arts	1	2	3	4
Residents' connection and engagement with their community	1	2	3	4

13. Please rate the Pasco County government's performance (excluding schools and the Sheriff's Office) in carrying out its mission: *Serving our community to create a better future.*

☐ Excellent ☐ Good ☐ Fair ☐ Poor ☐ Don't know

14. Pasco County government's vision is to become Florida's premier county. To that end, Pasco County's 2022-2025 Strategic Plan includes four focus areas (each supported by strategic goals) established by County Commissioners. Please rate Pasco County government's performance thus far in each of the following focus areas.

	<u>Excellent</u>	<u>Good</u>	<u>Fair</u>	<u>Poor</u>	<u>Don't know</u>
Create a thriving community (manage growth and redevelopment, maintain transportation and utilities systems, and reduce flooding)	1	2	3	4	5
Enhance quality of life (promote safety, provide essential services, and preserve natural resources)	1	2	3	4	5
Stimulate economic growth (retain and attract local businesses, improve employment opportunities, and diversify economic investments)	1	2	3	4	5
Improve organizational performance (optimize and standardize processes to enhance services provided by the County)	1	2	3	4	5

15. Have you lived in any other Florida county (aside from Pasco County) within the last 10 years?

☐ No → go to question D1 ☐ Yes → go to question 16

16. Please rate Pasco County government's performance in comparison to the other Florida county(ies) in which you've previously lived.

	<u>Much better</u>	<u>Somewhat better</u>	<u>About the same</u>	<u>Somewhat worse</u>	<u>Much worse</u>	<u>Don't know</u>
Overall services provided by the County	1	2	3	4	5	6
Overall quality of life in the County	1	2	3	4	5	6

Pasco County 2022 Community Survey

Our last questions are about you and your household.

Again, all of your responses to this survey are confidential and no identifying information will be shared.

D1. In general, how many times do you:

	Several times a day	Once a day	A few times a week	Every few weeks	Less often or never	Don't know
Access the internet from your home using a computer, laptop, or tablet computer	1	2	3	4	5	6
Access the internet from your cell phone.....	1	2	3	4	5	6
Visit social media sites such as Facebook, Twitter, Nextdoor, etc.	1	2	3	4	5	6
Use or check email.....	1	2	3	4	5	6
Share your opinions online.....	1	2	3	4	5	6
Shop online	1	2	3	4	5	6

D2. Please rate your overall health.

☐ Excellent ☐ Very good ☐ Good ☐ Fair ☐ Poor

D3. What impact, if any, do you think the economy will have on your family income in the next 6 months?

Do you think the impact will be:

☐ Very positive ☐ Somewhat positive ☐ Neutral ☐ Somewhat negative ☐ Very negative

D4. How many years have you lived in Pasco County?

☐ Less than 2 years
☐ 2-5 years
☐ 6-10 years
☐ 11-20 years
☐ More than 20 years

D5. Which best describes the building you live in?

☐ One family house detached from any other houses
☐ Building with two or more homes (duplex, townhome, apartment, or condominium)
☐ Mobile home
☐ Other

D6. Do you rent or own your home?

☐ Rent
☐ Own

D7. About how much is your monthly housing cost for the place you live (including rent, mortgage payment, property tax, property insurance, and homeowners' association (HOA) fees)?

☐ Less than \$500 ☐ \$2,000 to \$2,499
☐ \$500 to \$999 ☐ \$2,500 to \$2,999
☐ \$1,000 to \$1,499 ☐ \$3,000 to \$3,499
☐ \$1,500 to \$1,999 ☐ \$3,500 or more

D8. Do any children 17 or under live in your household?

☐ No ☐ Yes

D9. Are you or any other members of your household aged 65 or older?

☐ No ☐ Yes

D10. How much do you anticipate your household's total income before taxes will be for the current year? (Please include in your total income money from all sources for all persons living in your household.)

☐ Less than \$25,000 ☐ \$75,000 to \$99,999
☐ \$25,000 to \$49,999 ☐ \$100,000 to \$149,999
☐ \$50,000 to \$74,999 ☐ \$150,000 or more

D11. Are you Spanish, Hispanic or Latino?

☐ No, not Spanish, Hispanic, or Latino
☐ Yes, I consider myself to be Spanish, Hispanic, or Latino

D12. What is your race? (Mark one or more races to indicate what race you consider yourself to be.)

☐ American Indian or Alaskan Native
☐ Asian, Asian Indian, or Pacific Islander
☐ Black or African American
☐ White
☐ Other

D13. In which category is your age?

☐ 18-24 years ☐ 55-64 years
☐ 25-34 years ☐ 65-74 years
☐ 35-44 years ☐ 75 years or older
☐ 45-54 years

D14. What is your gender?

☐ Woman
☐ Man
☐ Identify in another way → go to D14a

D14a. If you identify in another way, how would you describe your gender?

☐ Agender/I don't identify with any gender
☐ Genderqueer/gender fluid
☐ Non-binary
☐ Transgender man
☐ Transgender woman
☐ Two-spirit
☐ Not listed, I identify as: _____

Thank you!

Please return the completed survey in the postage-paid envelope to:
National Research Center, Inc., PO Box 549, Belle Mead, NJ 08502