

Pasco County, FL

The National Community Survey

Report of Results
2023

Report by:



Visit us online!
www.polco.us



National Research Center at Polco is a charter member of the AAPOR Transparency Initiative, providing clear disclosure of our sound and ethical survey research practices.

About The NCS™

The National Community Survey™ (The NCS™) report is about the “livability” of Pasco County. A livable community is a place that is not simply habitable, but that is desirable. It is not only where people do live, but where they want to live. The survey was developed by the experts from National Research Center at Polco.

Great communities are partnerships of the government, private sector, community-based organizations and residents, all geographically connected. The NCS captures residents’ opinions considering ten central facets of a community:

- Economy
- Mobility
- Community Design
- Utilities
- Safety
- Natural Environment
- Parks and Recreation
- Health and Wellness
- Education, Arts, and Culture
- Inclusivity and Engagement



POWERED BY POLCO



The report provides the opinions of a representative sample of 316 residents of Pasco County collected from November 15, 2023 to December 27, 2023. The margin of error around any reported percentage is 6% for all respondents and the response rate for the 2023 survey was 11%. Survey results were weighted so that the demographic profile of respondents was representative of the demographic profile of adults in Pasco County.



How the results are reported

For the most part, the percentages presented in the following tabs represent the “percent positive.” Most commonly, the percent positive is the combination of the top two most positive response options (i.e., excellent/good, very safe/somewhat safe, etc.). On many of the questions in the survey respondents may answer “don’t know.” The proportion of respondents giving this reply is shown in the full set of responses included in the tab “Complete data.” However, these responses have been removed from the analyses presented in most of the tabs. In other words, the tables and graphs display the responses from respondents who had an opinion about a specific item.

Comparisons to benchmarks

NRC’s database of comparative resident opinion is comprised of resident perspectives gathered in surveys from over 500 communities whose residents evaluated the same kinds of topics on The National Community Survey. The comparison evaluations are from the most recent survey completed in each community in the last five years. NRC adds the latest results quickly upon survey completion, keeping the benchmark data fresh and relevant. The communities in the database represent a wide geographic and population range. In each tab, Pasco County’s results are noted as being “higher” than the benchmark, “lower” than the benchmark, or “similar” to the benchmark, meaning that the average rating given by Pasco County residents is statistically similar to or different (greater or lesser) than the benchmark. Being rated as “higher” or “lower” than the benchmark means that Pasco County’s average rating for a particular item was more than 10 points different than the benchmark. If a rating was “much higher” or “much lower,” then Pasco County’s average rating was more than 20 points different when compared to the benchmark.

The survey was administered after the COVID-19 pandemic, a time of challenge for many local governments. While we provide comparisons to national benchmarks, it is important to note that much of the benchmark data was collected prior to or during the pandemic. This may impact how your County’s 2023 ratings compare to other communities’ ratings from the past five years.

Trends over time

Trend data for Pasco County represent important comparison data and should be examined for improvements or declines.¹ Deviations from stable trends over time represent opportunities for understanding how local policies, programs, or public information may have affected residents’ opinions. Changes between survey years have been noted with an arrow and the percent difference. If the difference is greater than eight percentage points between the 2022 and 2023 surveys, the change is statistically significant.

1. In 2020, The NCS survey was updated to include new and refreshed items. Consequently, some of the trends may be impacted due to wording modifications that could have potentially altered the meaning of the item for the respondent.

Methods

Selecting survey recipients

All households within Pasco County were eligible to participate in the survey. A list of all households within the zip codes serving Pasco County was purchased from Polco's mailing vendor, Go-Dog Direct, based on updated listings from the United States Postal Service. Since some of the zip codes that serve Pasco County households may also serve addresses that lie outside of the community, the exact geographic location of each housing unit was compared to community boundaries using the most current municipal boundary file. Addresses located outside of Pasco County boundaries were removed from the list of potential households to survey. Each address identified as being within city boundaries was further identified as being within one of the five districts. From that list, addresses were randomly selected as survey recipients, with multi-family housing units (defined as those with a unit number) sampled at a rate of 5:3 compared to single family housing units.

An individual within each household was randomly selected using the "birthday method". The birthday method selects a person within the household by asking the "person who most recently had a birthday" to complete the questionnaire. The underlying assumption in this method is that day of birth has no relationship to the way people respond to surveys. This instruction was contained in the introduction of the survey.

Conducting the survey

The 3,000 randomly selected households received mailings beginning on November 15, 2023 and data collection for the survey remained open for six weeks. The first mailing was a postcard inviting the household to participate in the survey. The next mailing contained a cover letter with instructions, the survey questionnaire, and a postage-paid return envelope. All mailings included a web link to give residents the opportunity to respond to the survey online. All follow-up mailings asked those who had not completed the survey to do so, and those who had already done so to refrain from completing the survey again.

About 5% of the 3,000 mailed invitations or surveys were returned because the household address was vacant or the postal service was unable to deliver the survey as addressed. Of the remaining 2,850 households that received the invitations to participate, 316 completed the survey, providing an overall response rate of 11%. The response rate was calculated using AAPOR's response rate #2 for mailed surveys of unnamed persons.²

It is customary to describe the precision of estimates made from surveys by a "level of confidence" and accompanying "confidence interval" (or margin of error). A traditional level of confidence, and the one used here, is 95%. The 95% confidence interval can be any size and quantifies the sampling error or imprecision of the survey results because some residents' opinions are relied on to estimate all residents' opinions. The margin of error for the Pasco County survey is no greater than plus or minus six percentage points around any given percent reported for all respondents (316 completed surveys).

In addition to the randomly selected "probability sample" of households, a link to an online open-participation survey was publicized by Pasco County. The open-participation survey was identical to the random sample survey, with two small updates; it asked a question to confirm the respondent was a resident of Pasco County and also a question about where they heard about the survey. The open-participation survey was open to all county residents and became available on December 13, 2023. The survey remained open for six weeks. The data presented in the following tabs exclude the open participation survey data, but a tab at the end provides the complete frequency of responses to questions by the open-participation respondents.

Analyzing the data

Responses from mailed surveys were entered into an electronic dataset using a “key and verify” method, where all responses are entered twice and compared to each other. Any discrepancies were resolved in comparison to the original survey form. Range checks as well as other forms of quality control were also performed. Responses from surveys completed on Polco were downloaded and merged with the mailed survey responses.

The demographics of the survey respondents were compared to those found in the 2020 Census and 2022 American Community Survey estimates for adults in the County of Pasco County. The primary objective of weighting survey data is to make the survey respondents reflective of the larger population of the community. The characteristics used for weighting were age, sex, race, Hispanic origin, housing type, housing tenure, and area. No adjustments were made for design effects. Weights were calculated using an iterative, multiplicative raking model known as the ANES Weighting Algorithm.³ The results of the weighting scheme for the probability sample are presented in the following table.

NRC aligns demographic labels with those used by the U.S. Census for reporting purposes, when possible. Some categories (e.g., age, race/Hispanic origin, housing type, and length of residency) are combined into smaller subgroups.

		Unweighted	Weighted	Target ⁴
Age	18-34	4%	18%	23%
	35-54	18%	34%	32%
	55+	79%	48%	45%
Area	District 1	21%	19%	23%
	District 2	18%	16%	18%
	District 3	16%	22%	20%
	District 4	23%	21%	19%
	District 5	21%	22%	20%
Hispanic origin	No, not of Hispanic, Latino/a/x, or Spanish or..	93%	84%	84%
	Yes, I consider myself to be of Hispanic, Lati..	7%	16%	16%
Housing tenure	Own	89%	75%	75%
	Rent	11%	25%	25%
Housing type	Attached	35%	36%	33%
	Detached	65%	64%	67%
Race & Hispanic origin	Not white alone	15%	26%	27%
	White alone, not Hispanic or Latino	85%	74%	73%
Sex	Man	42%	45%	48%
	Woman	58%	55%	52%
Sex/age	Man 18-34	1%	5%	12%
	Man 35-54	7%	17%	16%
	Man 55+	34%	23%	21%
	Woman 18-34	2%	12%	12%
	Woman 35-54	11%	17%	16%
	Woman 55+	45%	26%	24%

The survey datasets were analyzed using all or some of a combination of the Statistical Package for the Social Sciences (SPSS), R, Python and Tableau. For the most part, the percentages presented in the reports represent the “percent positive.” The percent positive is the combination of the top two most positive response options (i.e., excellent/good, very safe/somewhat safe, essential/very important, etc.), or, in the case of resident behaviors/participation, the percent positive represents the proportion of respondents indicating “yes” or participating in an activity at least once a month.

On many of the questions in the survey respondents may answer “don’t know.” The proportion of respondents giving this reply is shown in the full set of responses included in the tab “Complete data”. However, these responses have been removed from the analyses presented in the reports. In other words, the tables and graphs display the responses from respondents who had an opinion about a specific item.

Contact

Pasco County funded this research. Please contact Jennifer Bertsch of Pasco County at jbertsch@pascocountyfl.net if you have any questions about the survey.

Study Limitations

All public opinion research is subject to unmeasured error. While the methodologies employed for this survey were designed to minimize this error as much as possible, these other sources of potential error should be acknowledged. **Non-response error** arises when those who were selected to participate in the survey did not do so, and may have different opinions or experiences than those who did respond. **Coverage error** refers to the possibility that some respondents that should have been included in the surveyed population were not (e.g., for a general resident survey, USPS mailing lists may exclude certain types of housing units, such as multi-family buildings where mail is delivered to a common area rather than to a specific unit (though this is rare), or where mail is received at a PO box instead of the at household's physical location. Finally, **recall bias** occurs when respondents may not perfectly remember their experiences in the past year (such as participation in social or civic events), and **social desirability bias** may cause respondents to answer in ways they think cast their responses in a more favorable light.

Survey Validity

See the Polco Knowledge Base article on survey validity at <https://info.polco.us/knowledge/statistical-vali>

2. See AAPOR's Standard Definitions for more information at <https://aapor.org/standards-and-ethics/standard-definitions/>

3. Pasek, J. (2014). ANES Weighting Algorithm. Retrieved from <https://surveyinsights.org/wp-content/uploads/2014/07/Full-anesrake-paper.pdf>

4. Targets come from the 2020 Census and 2022 American Community Survey

Key Findings

While the economy continues to be a resident priority, most ratings have remained stable.

As in previous years, the facet of Economy was identified by residents as an area of focus: about 9 in 10 respondents rated the overall economic health of the County as essential or very important, while in comparison, only about 4 in 10 gave this an excellent or good rating. About 6 in 10 residents gave favorable marks to the overall quality of business and service establishments in the County and to shopping opportunities, and about half were pleased with the variety of businesses and services, the vibrancy of the downtown/commercial area, and Pasco County as a place to visit. Roughly 4 in 10 gave positive scores to economic development and employment opportunities, while one-third rated the County as a place to work and cost of living as excellent or good.

Resident evaluations for the economy in Pasco County were similar to those given in other communities across the nation with the exception of overall economic health and the County as a place to work and to visit, which were lower. Compared to 2022, economy-related ratings in 2023 tended to remain stable except for the overall economic health of the County and cost of living, which decreased, and Pasco County as a place to visit, which increased. Finally, in a question unique to the Pasco County survey, residents were asked to rate the County government's performance in four different focus areas related to the County's 2022-2025 Strategic Plan. About half of respondents felt the County had done an excellent or good job thus far of stimulating economic growth, while about one-third rated it as fair and 16% gave this a poor rating.

Growth, development, and overall community design are areas of increasing resident concern.

Pasco County residents' comparative ratings of the importance of the overall design or layout of residential and commercial areas (82% essential or very important) versus its quality (33% excellent or good, a decrease from 2022) indicate the facet of Community Design continues to be a focus area for the County. About 7 in 10 respondents positively rated their neighborhood as a place to live, and roughly 4 in 10 gave favorable assessments to the overall appearance of the County and public places where people want to spend time. About one-third gave ratings of excellent or good to the variety of housing options, the historical and cultural preservation of the community, and well-designed neighborhoods; about one-quarter favorably rated well-planned commercial growth, the overall quality of new development, well-planned residential growth, and code enforcement. Just 2 in 10 gave positive marks to land use, planning, and zoning and to the availability of affordable quality housing. Most of these ratings were lower than the national benchmarks but remained on par with those given in 2022. However, scores for historical preservation and the overall quality of new development declined year over year. When rate asked to rate the County's performance in four different strategic plan focus areas, about 4 in 10 felt the County had done an excellent or good job of creating a thriving community (including managing growth and development, maintaining infrastructure, and reducing flooding). One-third of respondents felt the County had a fair job at this and one-quarter rated it as poor.

Ratings for inclusivity and engagement have shifted over time.

About 6 in 10 respondents felt the Pasco County community did an excellent or good job of valuing and respecting residents from diverse backgrounds, and about half or more gave favorable marks to making all residents feel welcome, the openness and acceptance of the community toward people of diverse backgrounds, opportunities to volunteer, and attracting people from diverse backgrounds. Further, about half of residents gave positive ratings to the job Pasco County government does treating residents with respect and treating all residents fairly, while about 4 in 10 gave favorable assessments to the job County government does at welcoming resident involvement and informing residents about issues facing the community. All of these evaluations were similar to those given in other communities across the nation. Residents in 2023 gave more positive ratings to the openness and acceptance of the community and to the local government welcoming resident involvement than in 2022, but gave lower scores to the sense of community and opportunities to participate in community matters.

Facets of livability

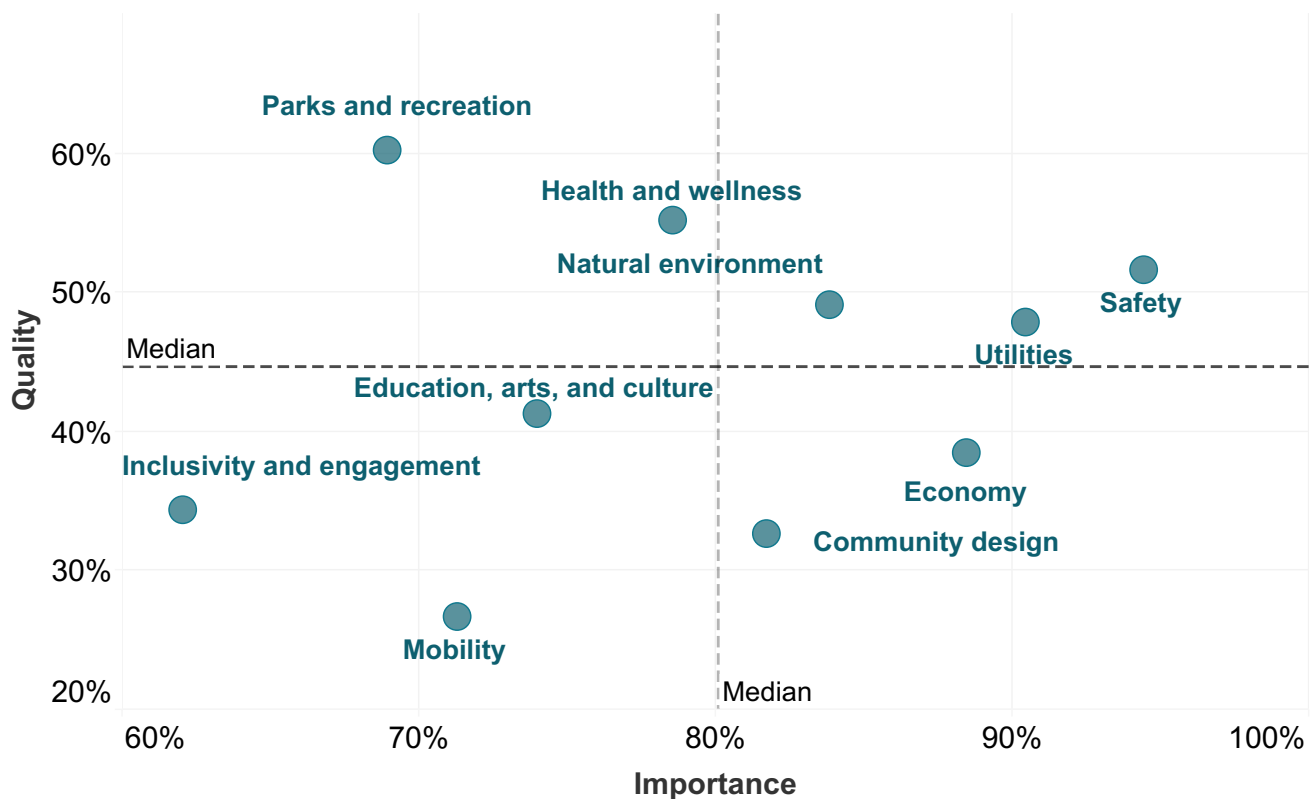
Every jurisdiction must balance limited resources while meeting resident needs and striving to optimize community livability. To this end, it is helpful to know what aspects of the community are most important to residents and which they perceive as being of higher or lower quality. It is especially helpful to know when a facet of livability is considered of high importance but rated as lower quality, as this should be a top priority to address.

Quality-Importance Matrix

To help guide County staff and officials with decisions on future resource allocation, resident ratings of the *importance* of facets were compared to their ratings of the *quality* of these facets. To identify the services perceived by residents to have relatively lower quality at the same time as relatively higher importance, all facets were ranked from highest perceived quality to lowest perceived quality and from highest perceived importance to lowest perceived importance. Some facets were in the top half of both lists (higher quality and higher importance); some were in the top half of one list but the bottom half of the other (higher quality and lower importance or lower quality and higher importance); and some facets were in the bottom half of both lists.

45% or more of respondents were considered of “higher quality” and those with ratings lower than 45% were considered to be of “lower quality.” Services were classified as “more important” if they were rated as essential or very important by 80% or more of respondents. Services were rated as “less important” if they received a rating of less than 80%. This classification uses the median ratings for quality and importance to divide the services in half.

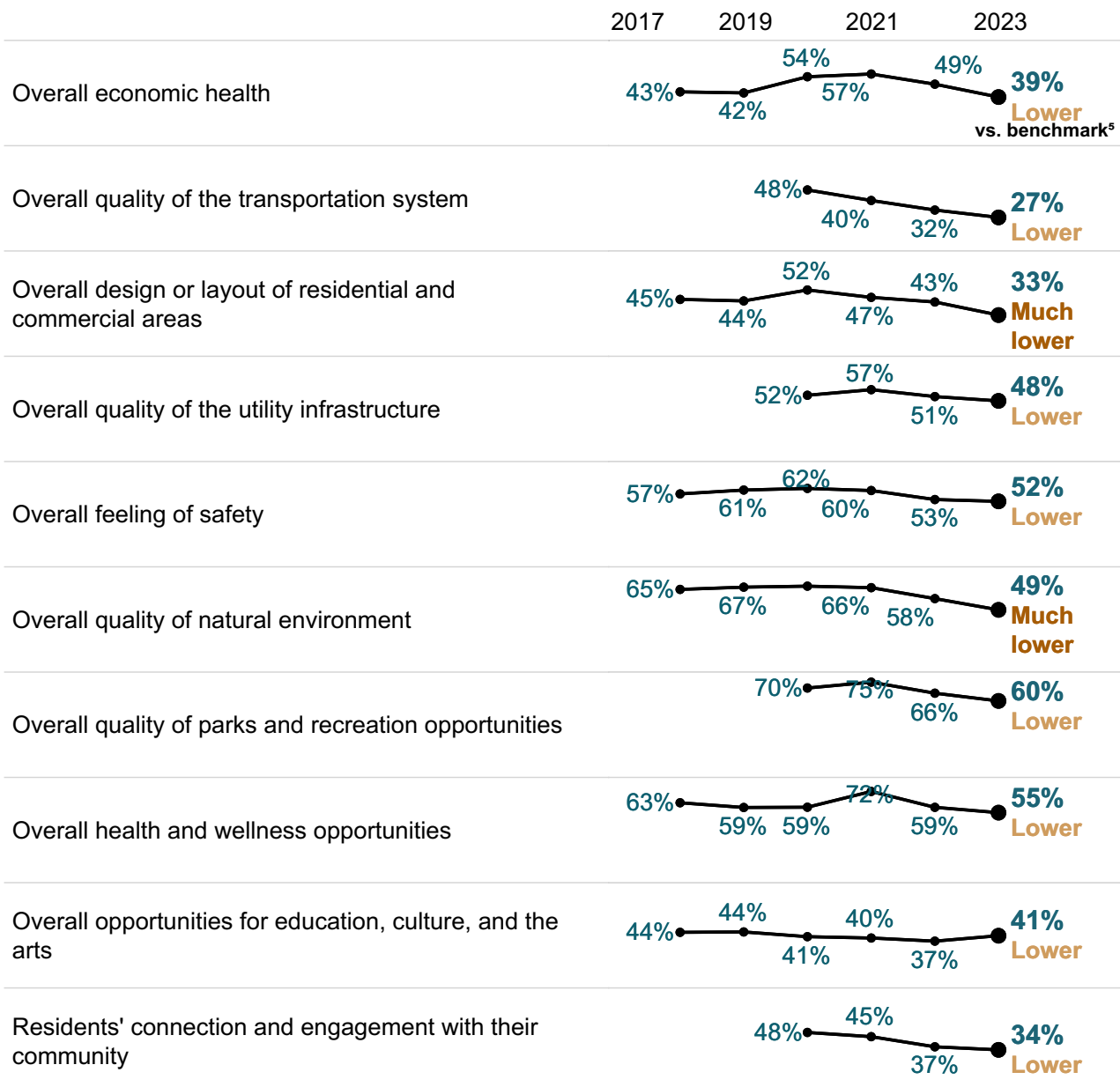
The quadrants in the figure below show which community facets were given higher or lower importance ratings (right-left) and which had higher or lower quality ratings (up-down). Facets of livability falling closer to a diagonal line from the lower left to the upper right are those where performance ratings are more commensurate with resident priorities. Facets scoring closest to the lower right hand corner of the matrix (higher in importance and lower in quality) are those that may warrant further investigation to see if changes to their delivery are necessary to improve their performance. This is the key part of this chart on which to focus. Facets falling in the top left hand corner of the chart (lower in importance but higher in quality) are areas where performance may outscore resident priorities, and may be a consideration for lower resource allocation.



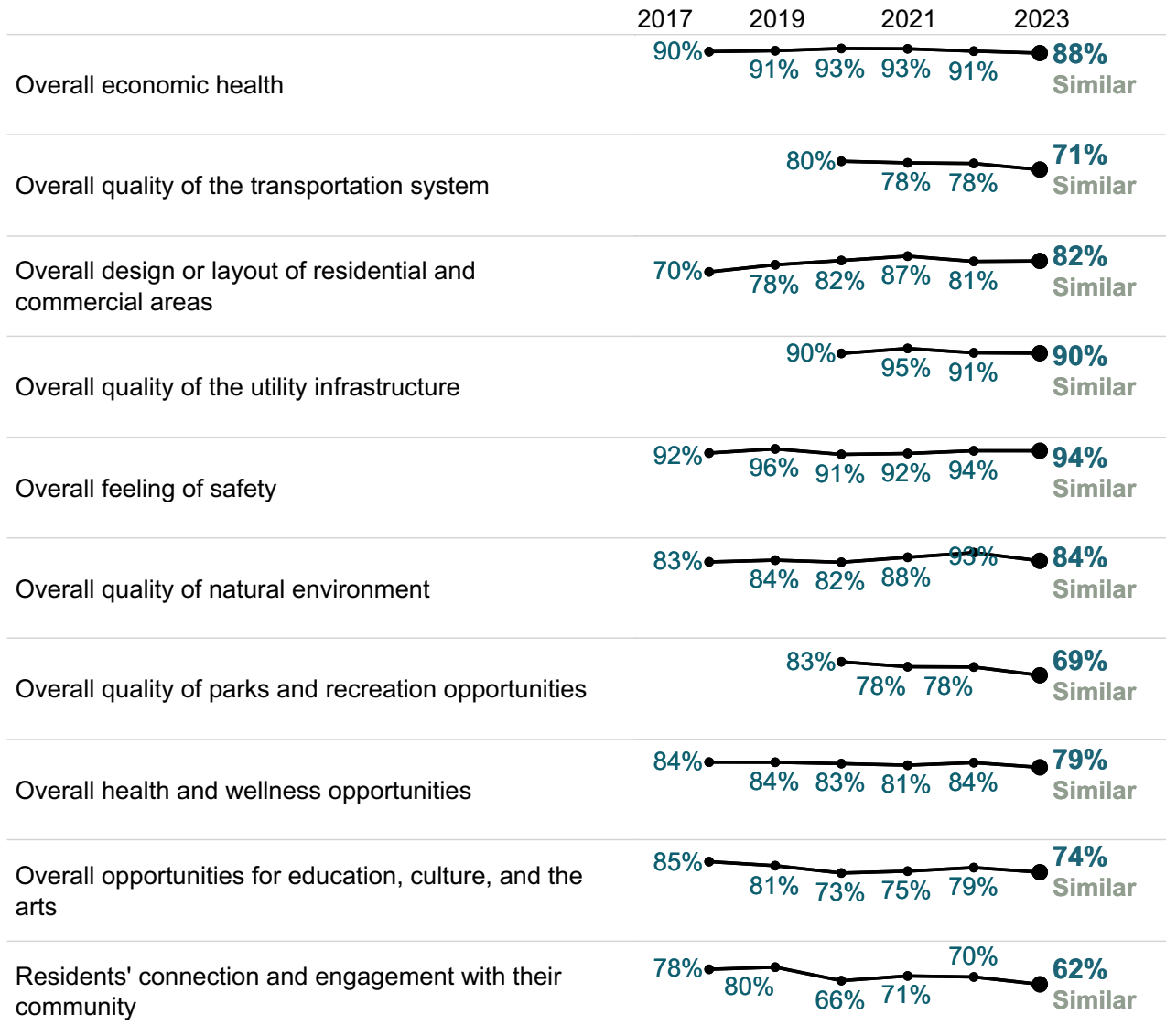
Quality and Importance by the Numbers

The charts below show the proportion of residents who rated the community facets positively for quality and the priority (importance) placed on each. Also displayed is whether local ratings were lower, similar, or higher than communities across the country (the national benchmark).

Please rate each of the following characteristics as they relate to Pasco County as a whole.
(% excellent or good)



Please rate how important, if at all, you think it is for the Pasco County community to focus on each of the following in the coming two years.
(% essential or very important)

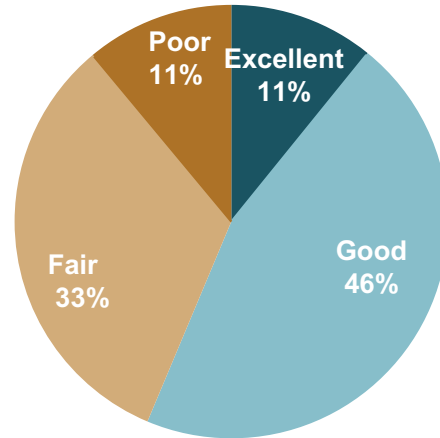


5. Comparison to the national benchmark is shown. If no comparison is available, this is left blank.

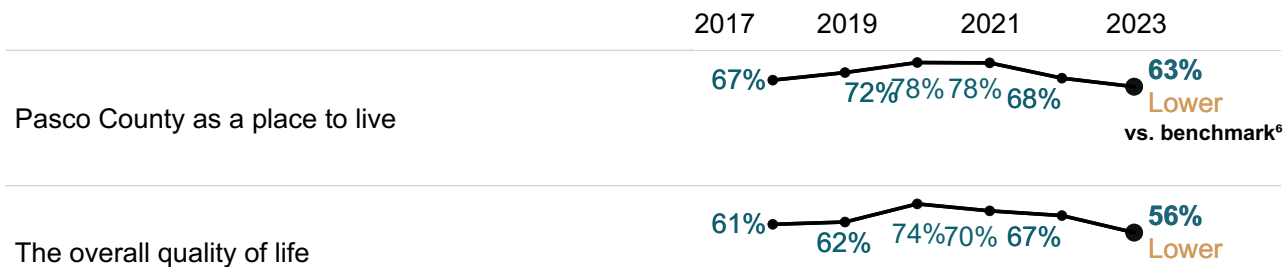
The overall quality of life in Pasco County, 2023

Quality of Life

Measuring community livability starts with assessing the quality of life of those who live there, and ensuring that the community is attractive, accessible, and welcoming to all.



Please rate each of the following aspects of quality of life in Pasco County.
(% excellent or good)



Please indicate how likely or unlikely you are to do each of the following.
(% very or somewhat likely)



Please rate each of the following in the Pasco County community.
(% excellent or good)

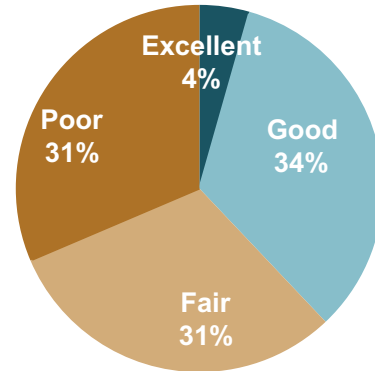


6. Comparison to the national benchmark is shown. If no comparison is available, this is left blank.


Governance

Strong local governments produce results that meet the needs of residents while making the best use of available resources, and are responsive to the present and future needs of the community as a whole.

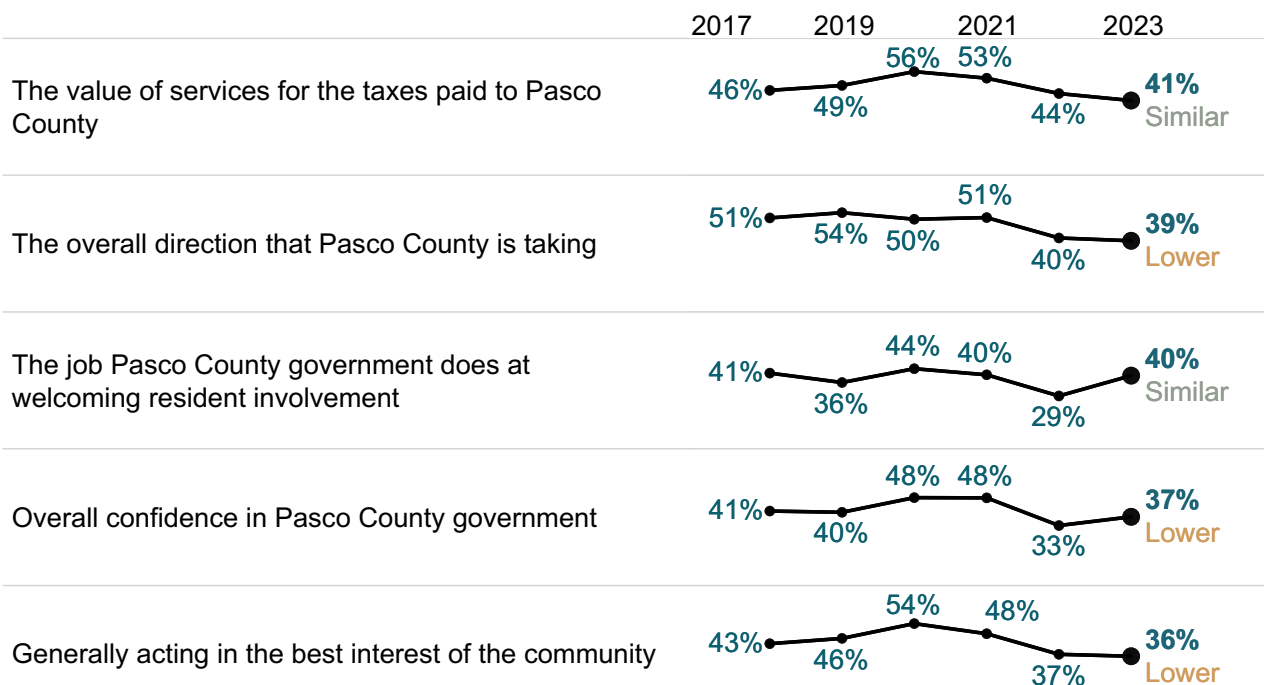
Overall confidence in Pasco County government, 2023

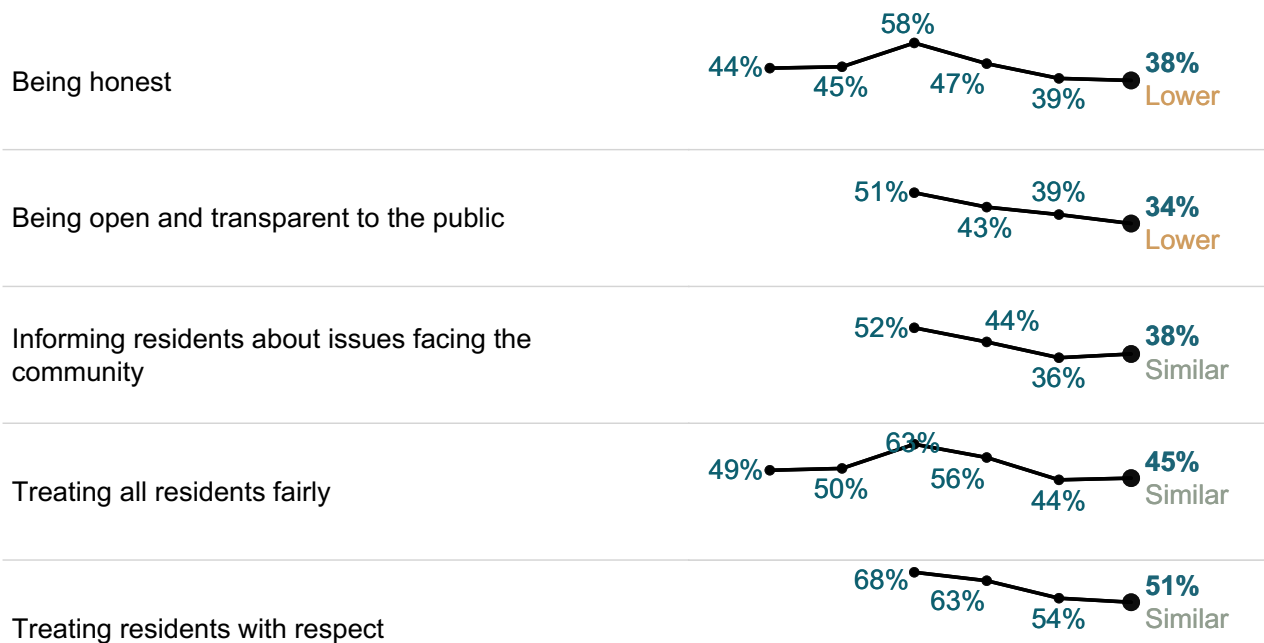


Please rate the quality of each of the following services in Pasco County.
(% excellent or good)

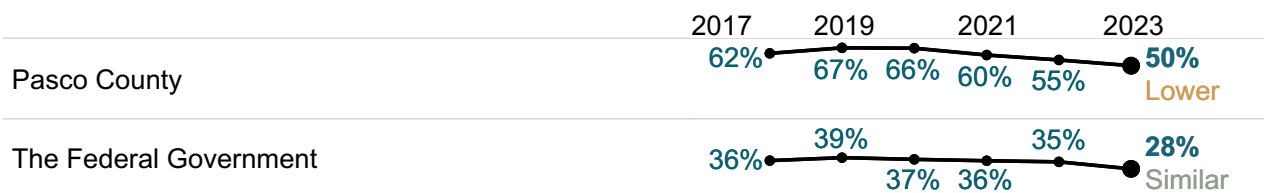


Please rate the following categories of Pasco County government performance.
(% excellent or good)





Overall, how would you rate the quality of the services provided by each of the following?
 (% excellent or good)



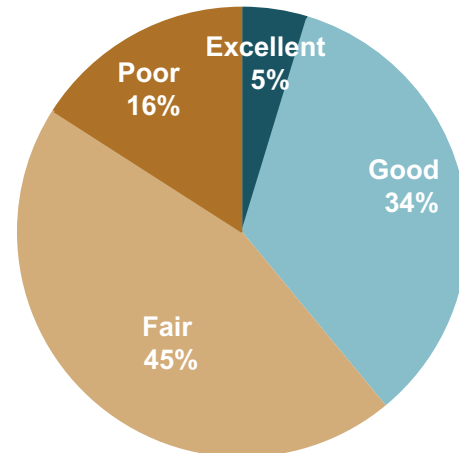
7. Comparison to the national benchmark is shown. If no comparison is available, this is left blank.



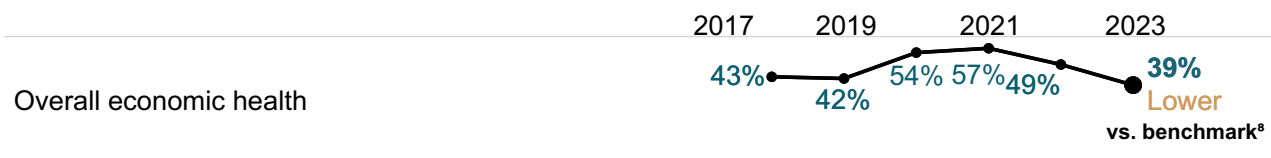
Economy

Local governments work together with private and nonprofit businesses, and with the community at large, to foster sustainable growth, create jobs, and promote a thriving local economy.

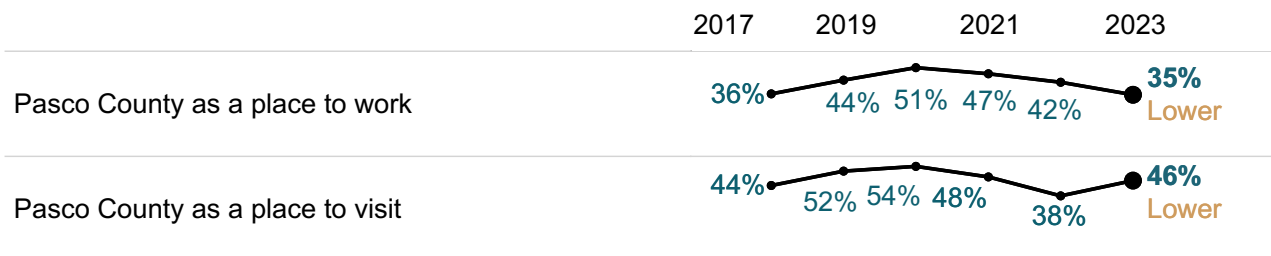
Overall economic health of Pasco County, 2023




Please rate each of the following characteristics as they relate to Pasco County as a whole.
(% excellent or good)




Please rate each of the following aspects of quality of life in Pasco County.
(% excellent or good)

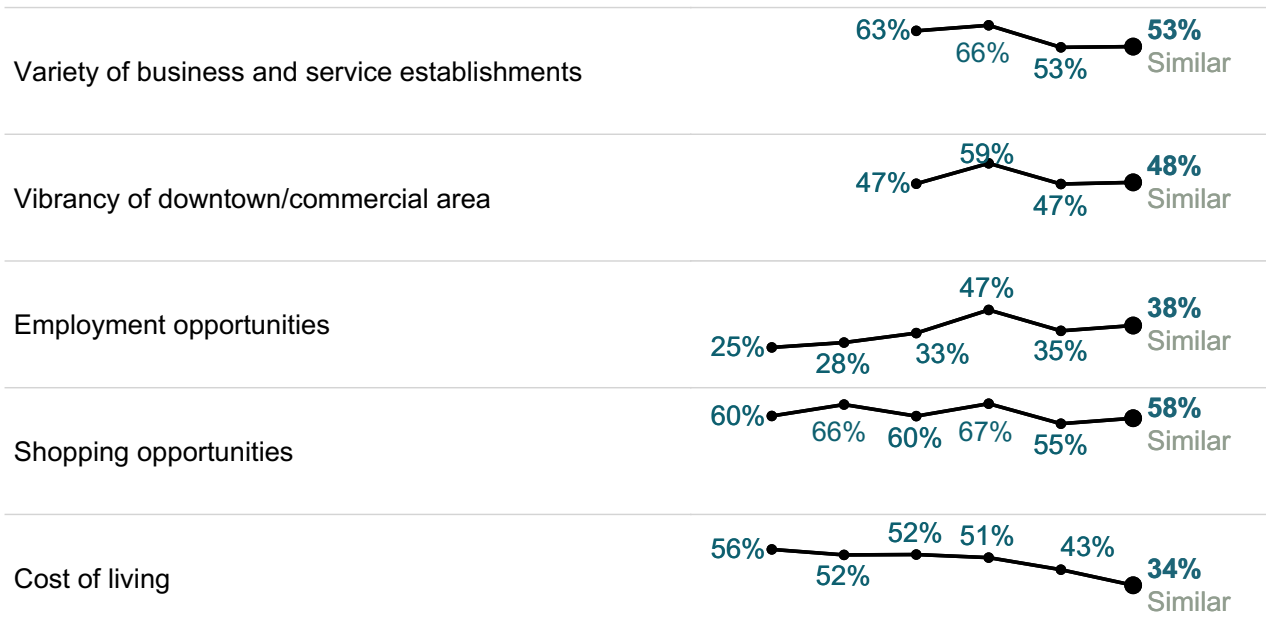


Please rate the quality of each of the following services in Pasco County.
(% excellent or good)

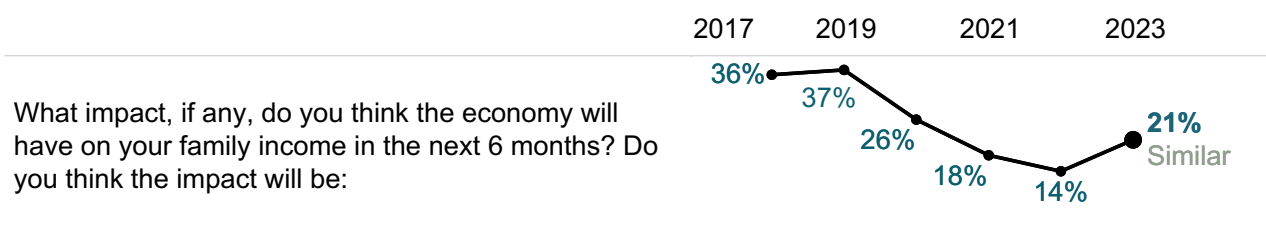


Please rate each of the following in the Pasco County community.
(% excellent or good)





What impact, if any, do you think the economy will have on your family income in the next 6 months? Do you think the impact will be:
 (% very or somewhat positive)

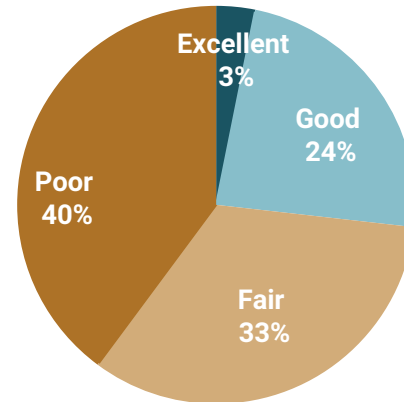


8. Comparison to the national benchmark is shown. If no comparison is available, this is left blank.

Overall quality of the transportation system in Pasco County, 2023

Mobility

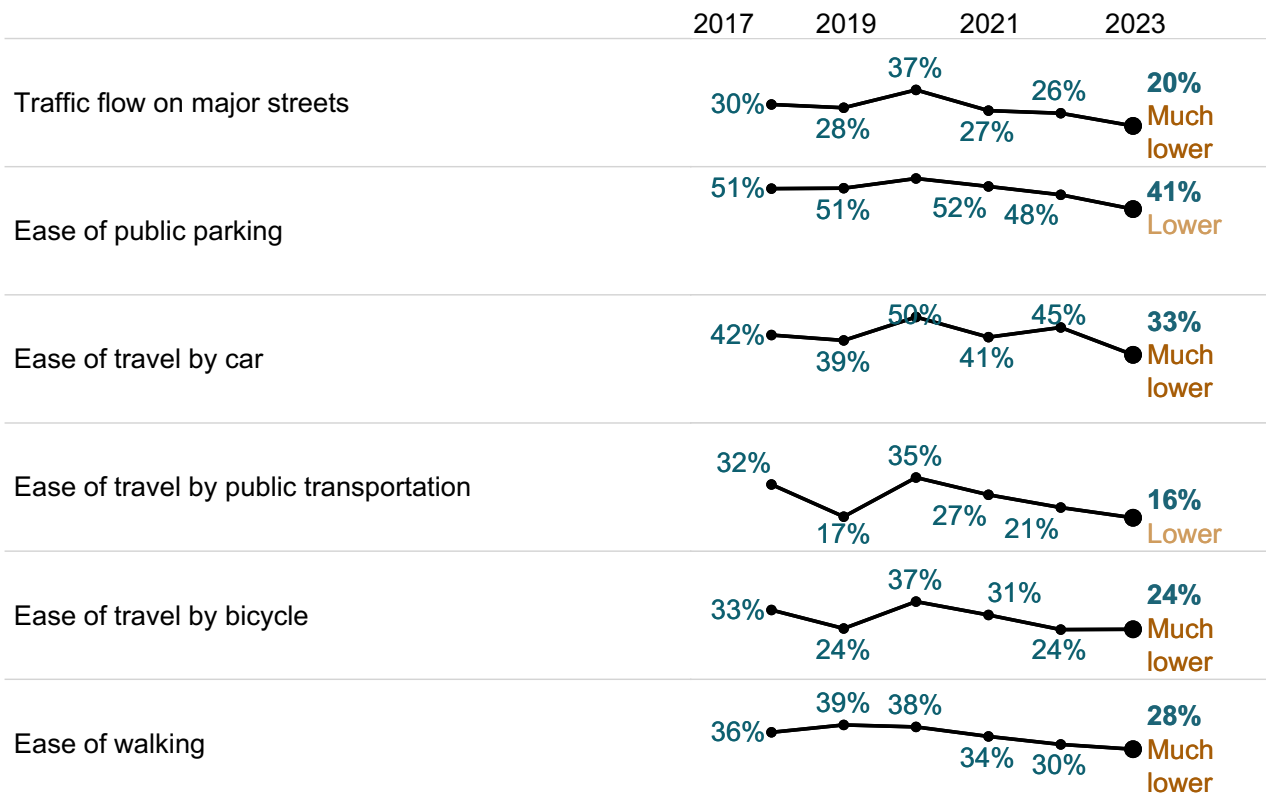
The ease with which residents can move about their communities, whether for commuting, leisure, or recreation, plays a major role in the quality of life for all who live, work, and play in the community.



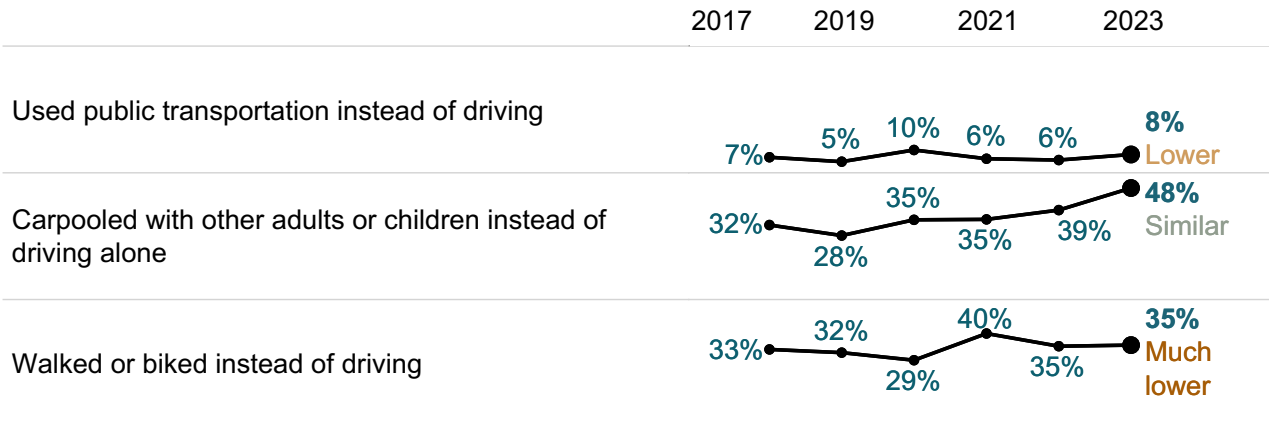
Please rate each of the following characteristics as they relate to Pasco County as a whole.
(% excellent or good)



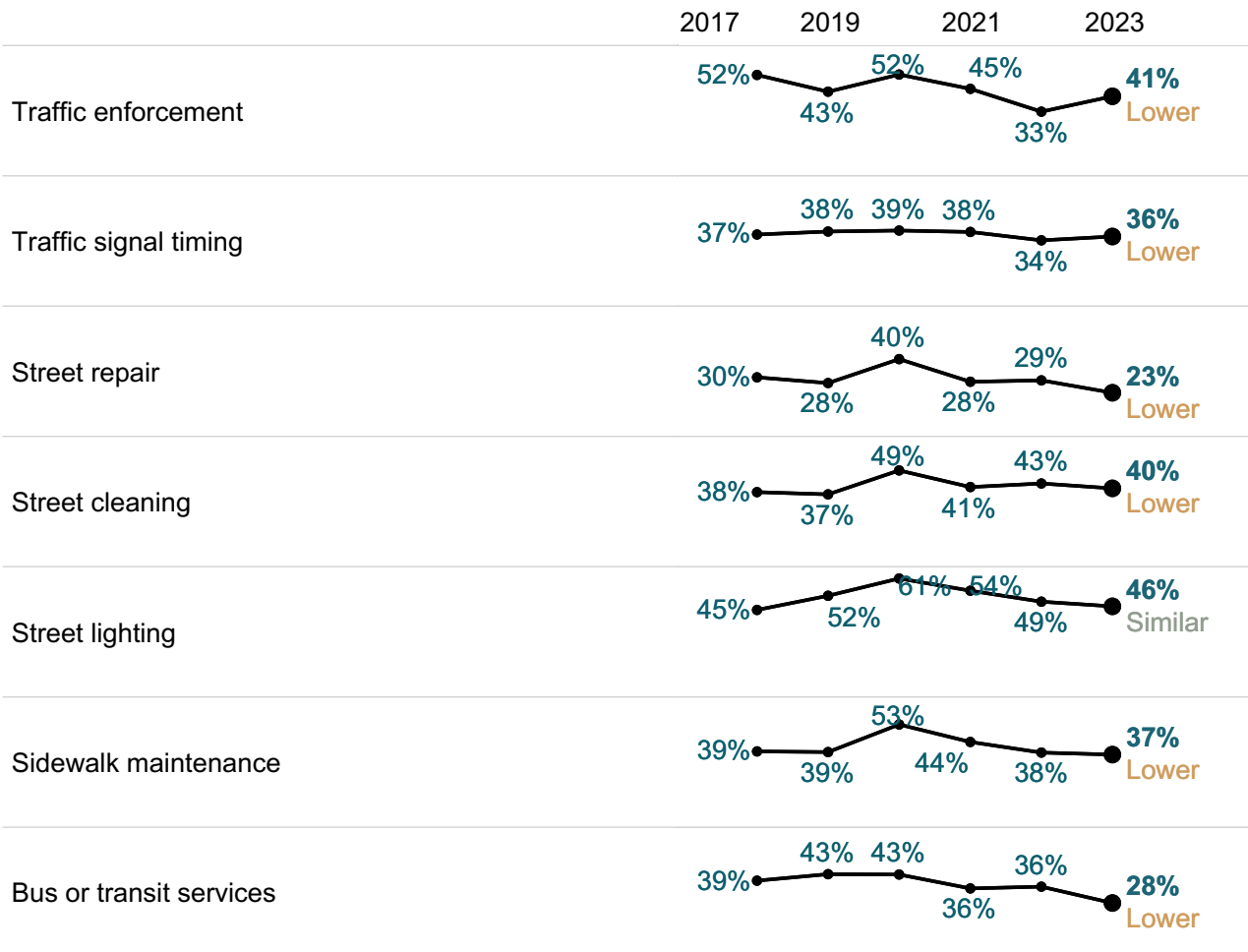
Please also rate each of the following in the Pasco County community.
(% excellent or good)



Please indicate whether or not you have done each of the following in the last 12 months.
 (% yes)



Please rate the quality of each of the following services in Pasco County.
 (% excellent or good)

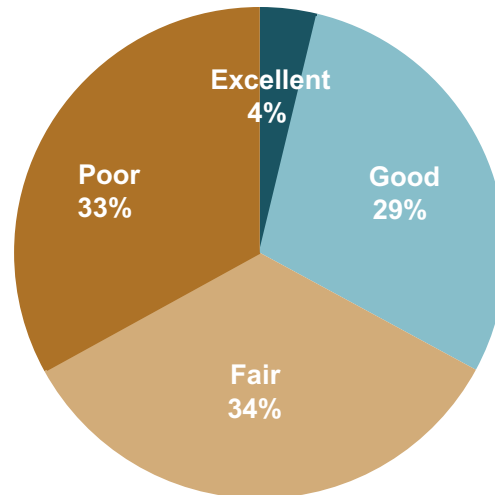


9. Comparison to the national benchmark is shown. If no comparison is available, this is left blank.

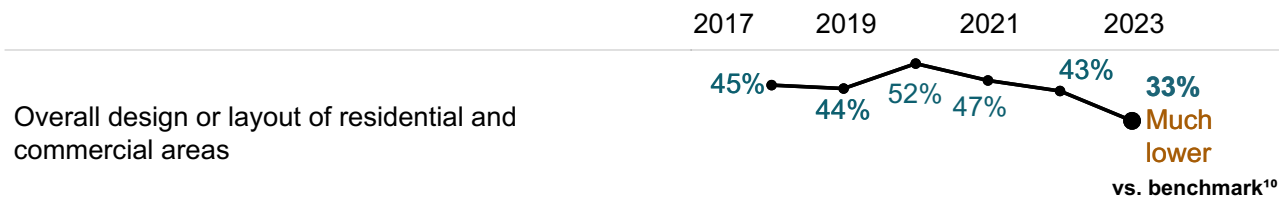
Overall design or layout of Pasco County's residential and commercial areas, 2023

Community Design


A well-designed community enhances the quality of life for its residents by encouraging smart land use and zoning, ensuring that affordable housing is accessible to all, and providing access to parks and other green spaces.



Please rate each of the following characteristics as they relate to Pasco County as a whole.
(% excellent or good)

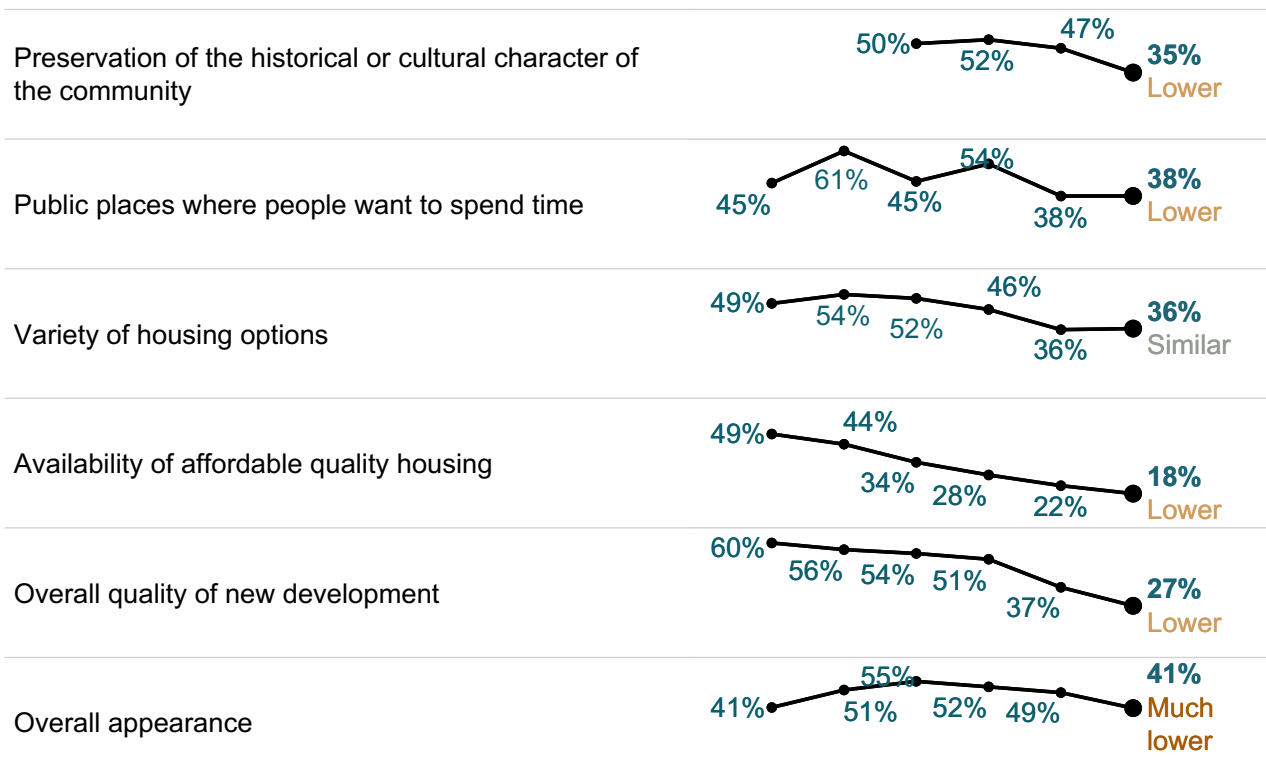


Please rate each of the following aspects of quality of life in Pasco County.
(% excellent or good)

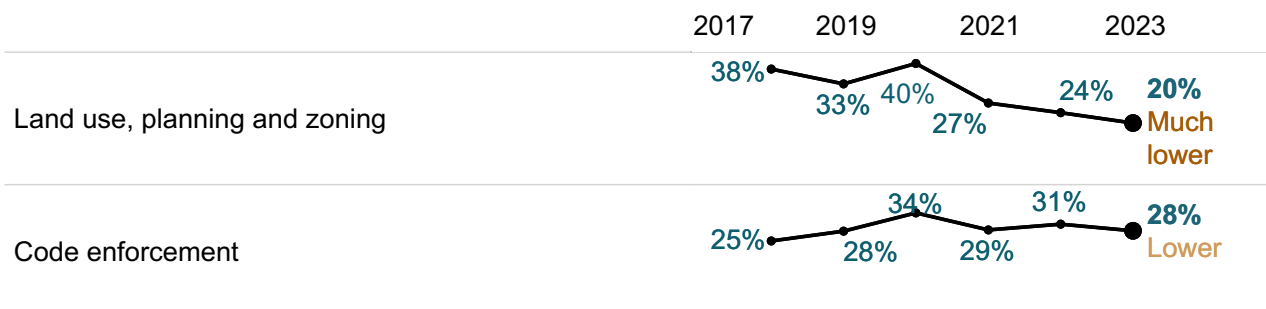


Please also rate each of the following in the Pasco County community.
(% excellent or good)





Please rate the quality of each of the following services in Pasco County.
 (% excellent or good)

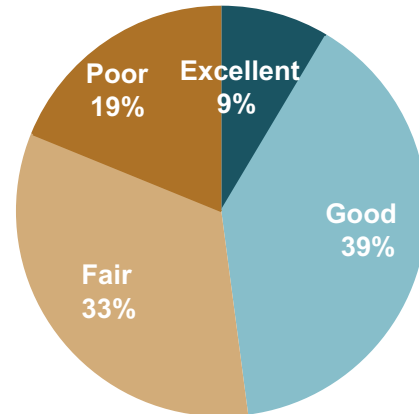


10. Comparison to the national benchmark is shown. If no comparison is available, this is left blank.


Overall quality of the utility infrastructure in Pasco County, 2023

Utilities

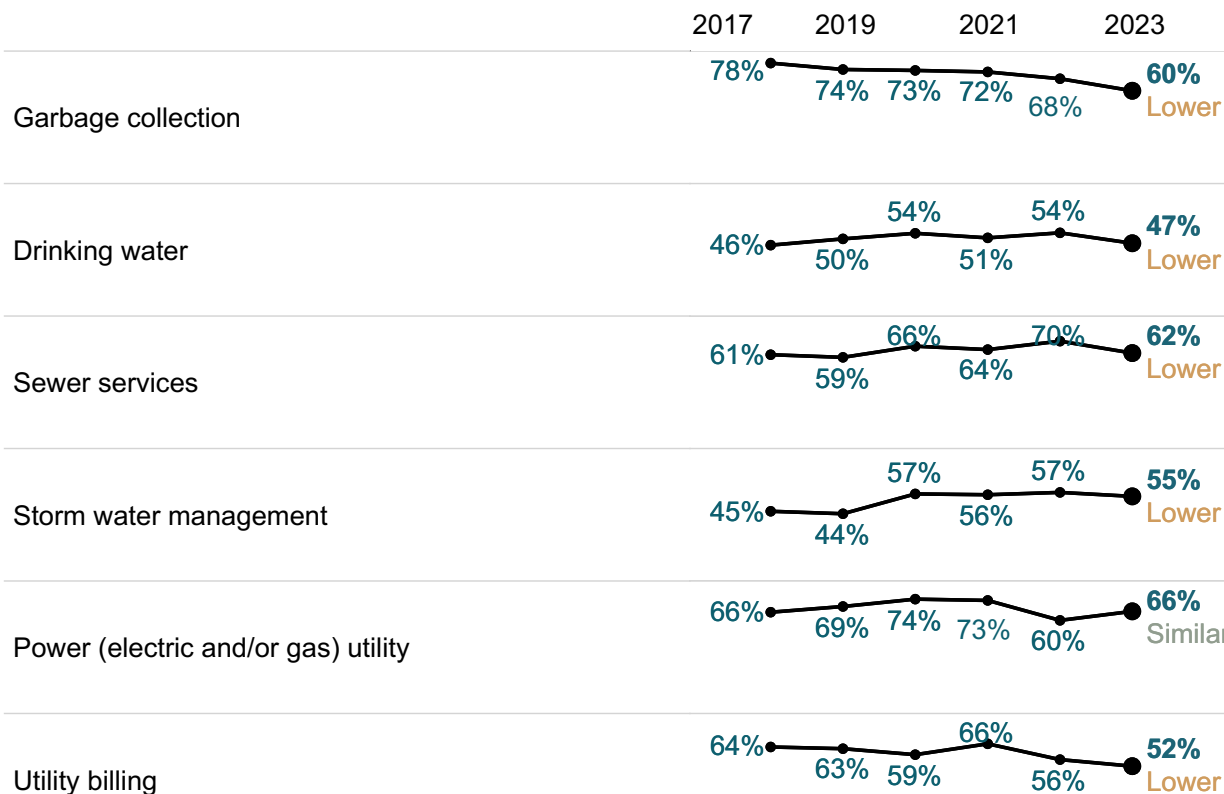
Services such as water, gas, electricity, and internet access play a vital role in ensuring the physical and economic health and well-being of the communities they serve.



Please rate each of the following characteristics as they relate to Pasco County as a whole.
(% excellent or good)



Please rate the quality of each of the following services in Pasco County.
(% excellent or good)

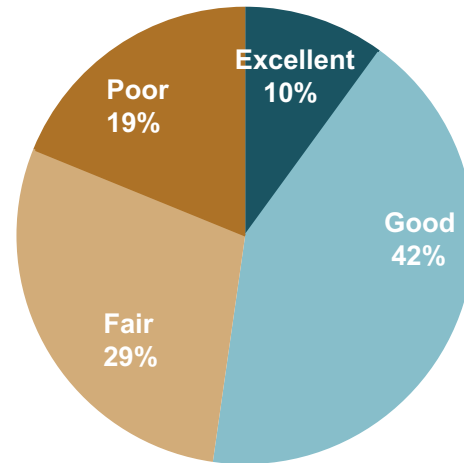


11. Comparison to the national benchmark is shown. If no comparison is available, this is left blank.

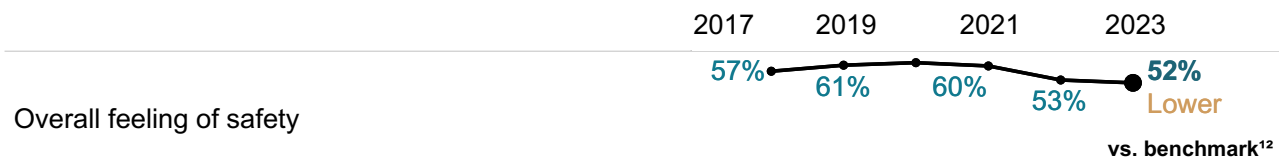
Overall feeling of safety in Pasco County, 2023

Safety

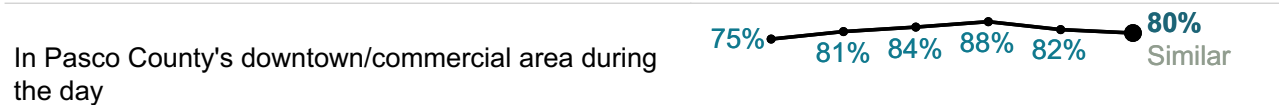
Public safety is often the most important task facing local governments. All residents should feel safe and secure in their neighborhoods and in the greater community, and providing robust safety-related services is essential to residents' quality of life.



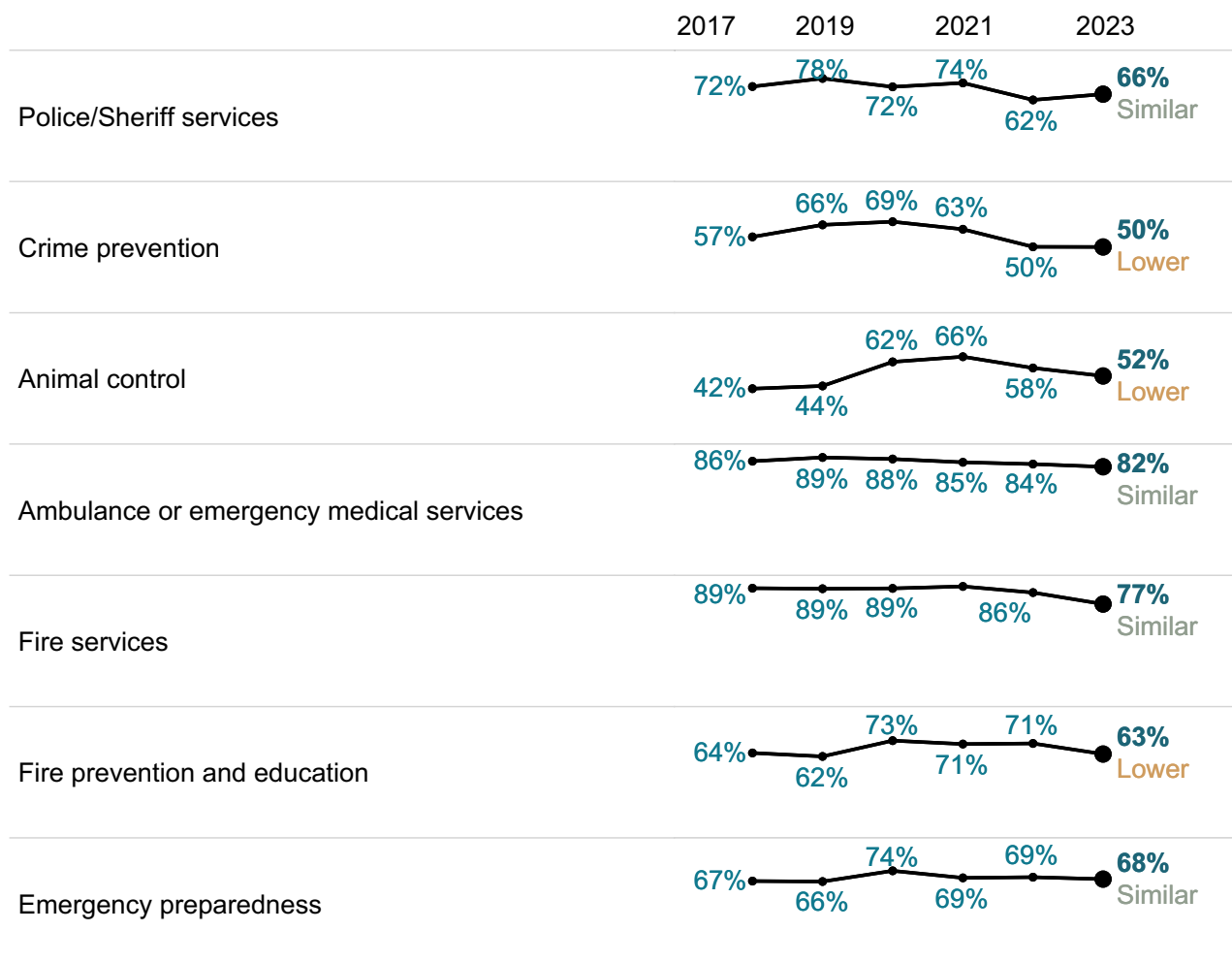
Please rate each of the following characteristics as they relate to Pasco County as a whole.
(% excellent or good)



Please rate how safe or unsafe you feel:
(% very or somewhat safe)



Please rate the quality of each of the following services in Pasco County.
 (% excellent or good)



12. Comparison to the national benchmark is shown. If no comparison is available, this is left blank.

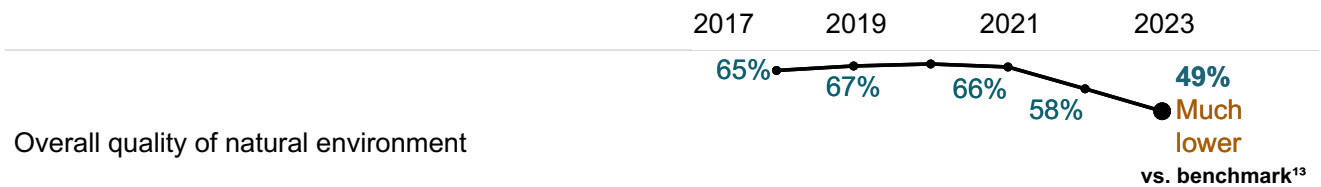
Overall quality of natural environment in Pasco County, 2023

Natural Environment


The natural environment plays a vital role in the health and well-being of residents. The natural spaces in which residents live and experience their communities has a direct and profound effect on quality of life.



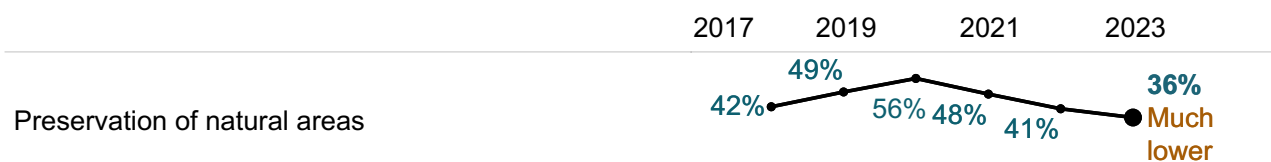
Please rate each of the following characteristics as they relate to Pasco County as a whole.
(% excellent or good)




Please also rate each of the following in the Pasco County community.
(% excellent or good)



Please rate the quality of each of the following services in Pasco County.
(% excellent or good)





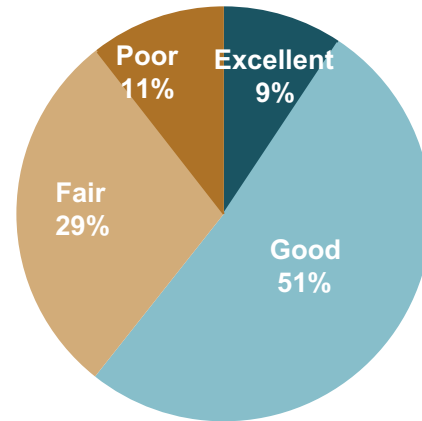
13. Comparison to the national benchmark is shown. If no comparison is available, this is left blank.

Overall quality of parks and recreation opportunities, 2023

Parks and Recreation

"There are no communities that pride themselves on their quality of life, promote themselves as a desirable location for businesses to relocate, or maintain that they are environmental stewards of their natural resources, without such communities having a robust, active system of parks and recreation programs for public use and enjoyment."

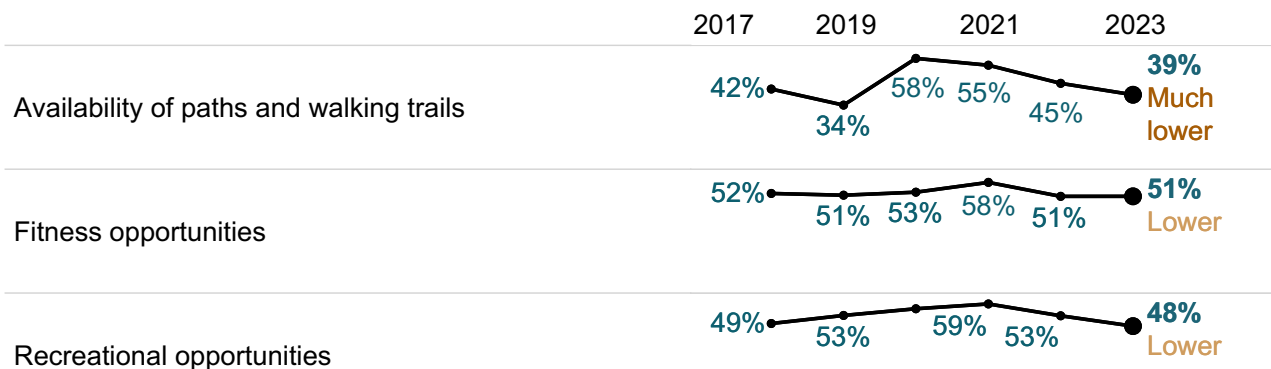
- National Recreation and Park Association




Please rate each of the following characteristics as they relate to Pasco County as a whole.
(% excellent or good)



Please also rate each of the following in the Pasco County community.
(% excellent or good)



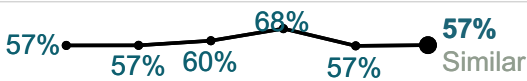
Please rate the quality of each of the following services in Pasco County.
(% excellent or good)



Recreation programs or classes



Recreation centers or facilities



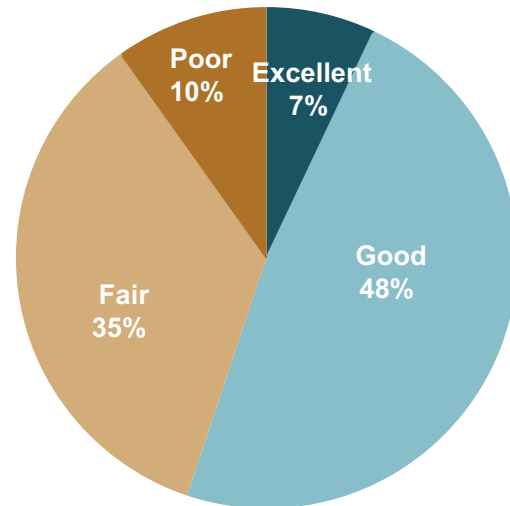
14. Comparison to the national benchmark is shown. If no comparison is available, this is left blank.

Overall health and wellness opportunities in Pasco County, 2023

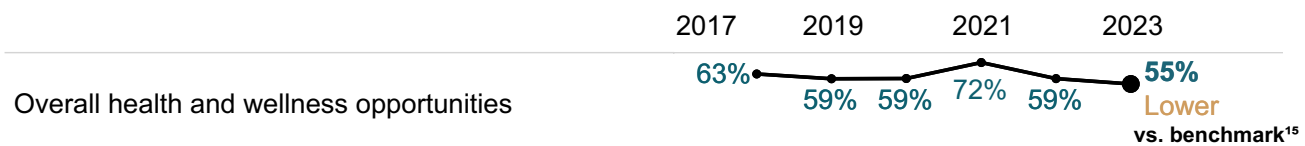


Health and Wellness

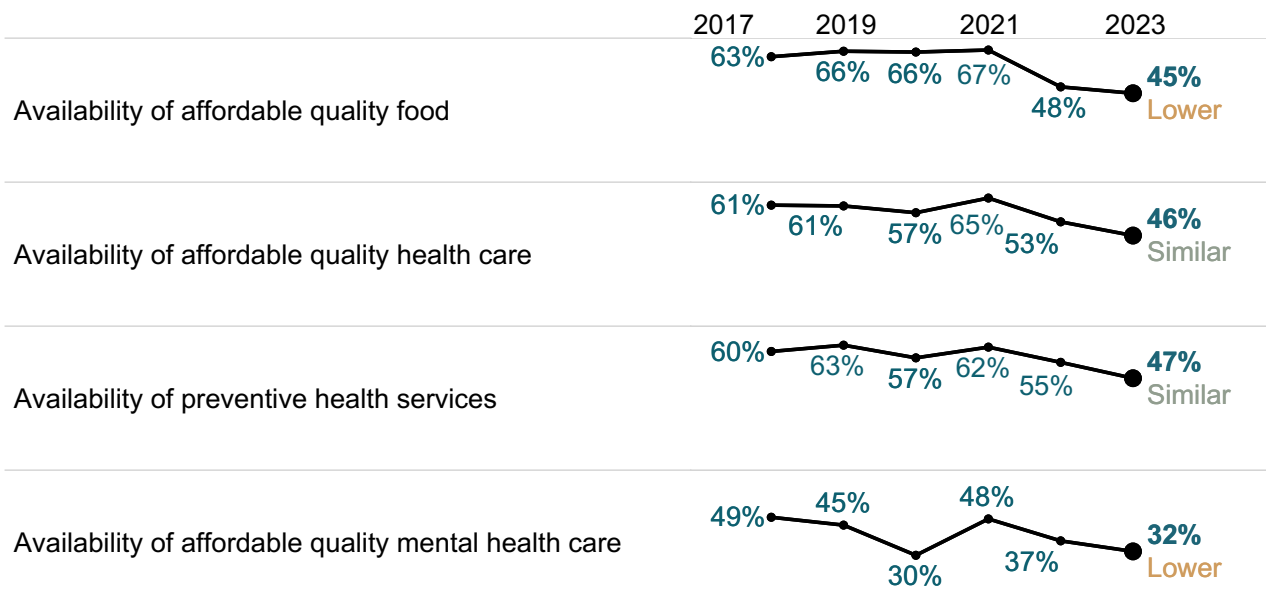
The characteristics of and amenities available in the communities in which people live has a direct impact on the health and wellness of residents, and thus, on their quality of life overall.



Please rate each of the following characteristics as they relate to Pasco County as a whole.
(% excellent or good)



Please also rate each of the following in the Pasco County community.
(% excellent or good)



Please rate the quality of each of the following services in Pasco County.
(% excellent or good)



Please rate your overall health.
(% excellent or very good)

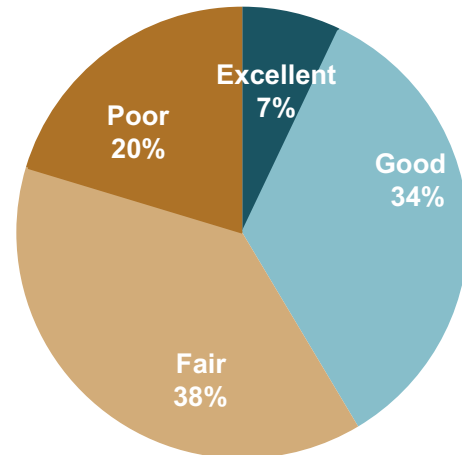


15. Comparison to the national benchmark is shown. If no comparison is available, this is left blank.

Overall opportunities for education, culture and the arts, 2023

Education, Arts, and Culture

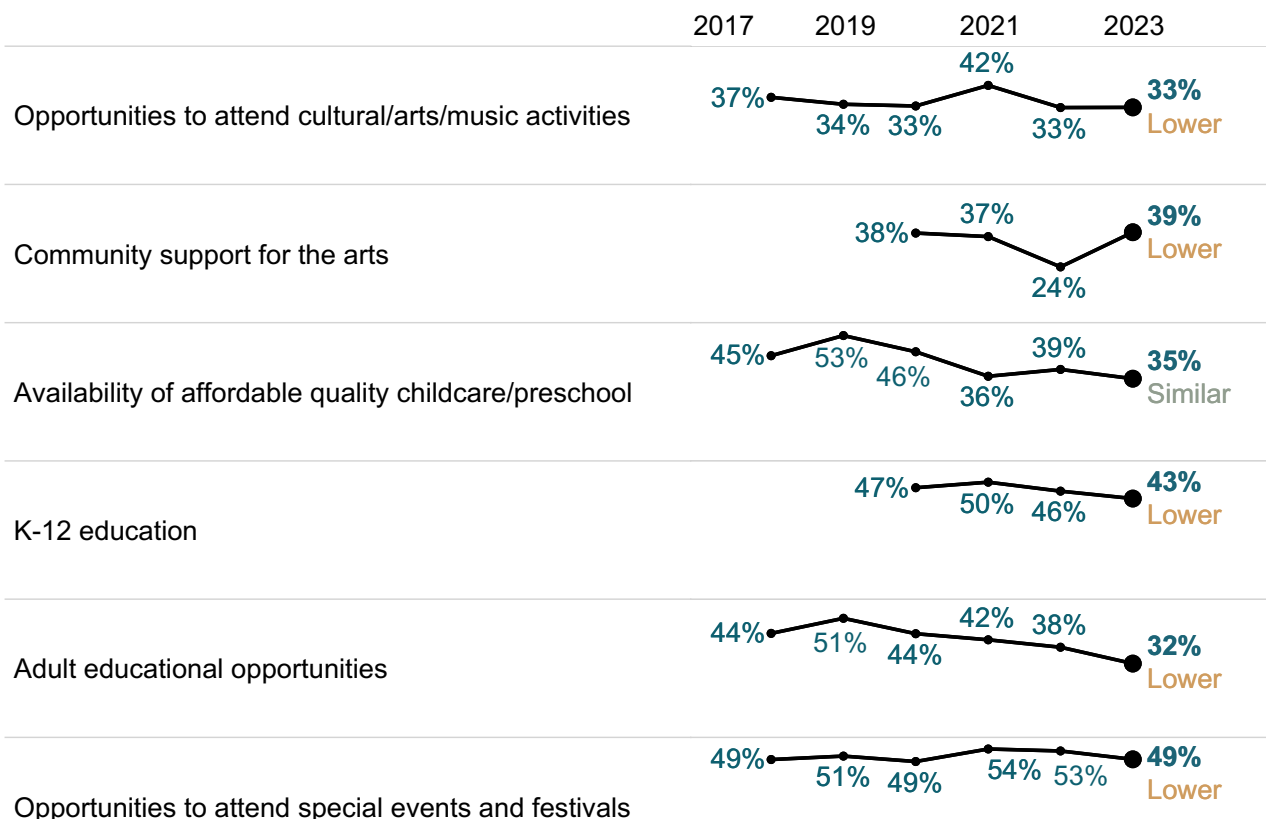
Participation in the arts, in educational opportunities, and in cultural activities is linked to increased civic engagement, greater social tolerance, and enhanced enjoyment of the local community.



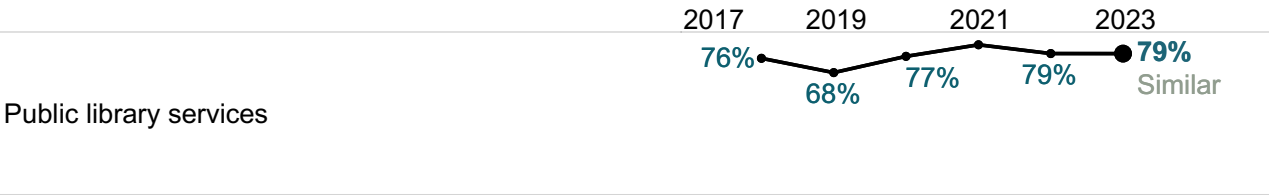
Please rate each of the following characteristics as they relate to Pasco County as a whole.
(% excellent or good)



Please also rate each of the following in the Pasco County community.
(% excellent or good)



Please rate the quality of each of the following services in Pasco County.
(% excellent or good)

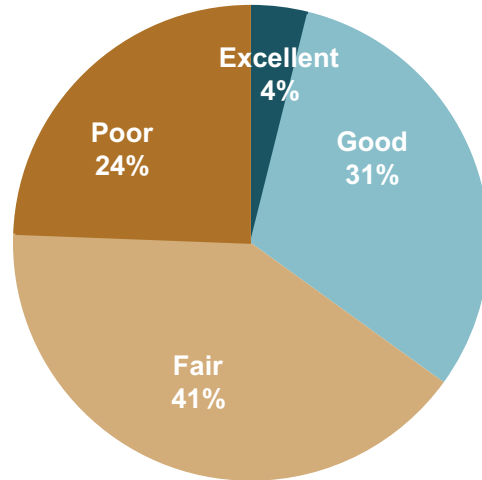


10. Comparison to the national benchmark is shown. If no comparison is available, this is left blank.

Residents' connection and engagement with their community, 2023

Inclusivity and Engagement

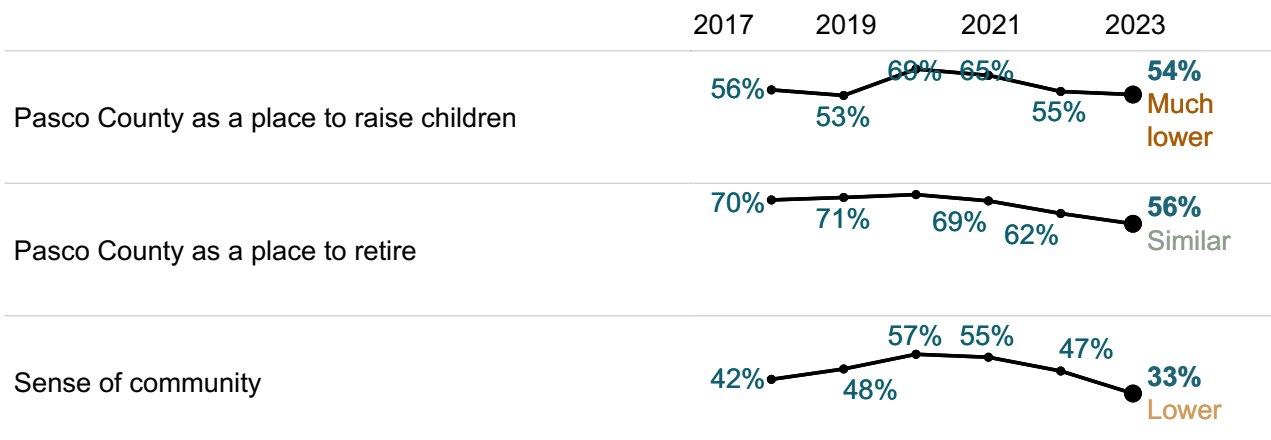
Inclusivity refers to a cultural and environmental feeling of belonging; residents who feel invited to participate within their communities feel more included, involved, and engaged than those who do not.



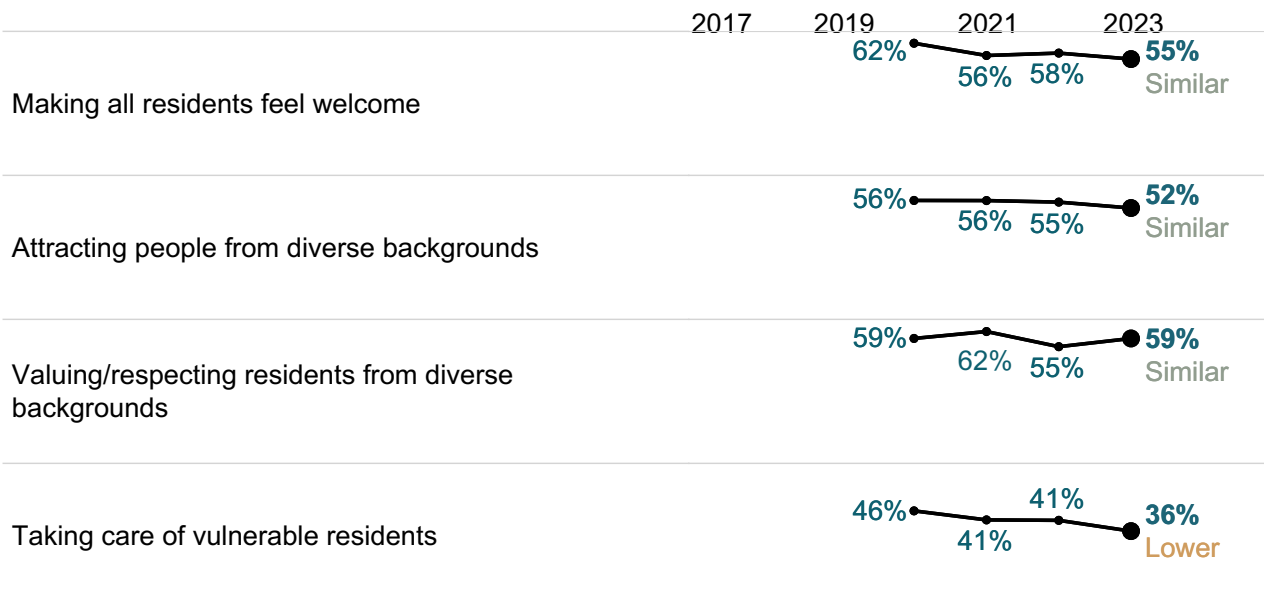
Please rate each of the following characteristics as they relate to Pasco County as a whole.
(% excellent or good)



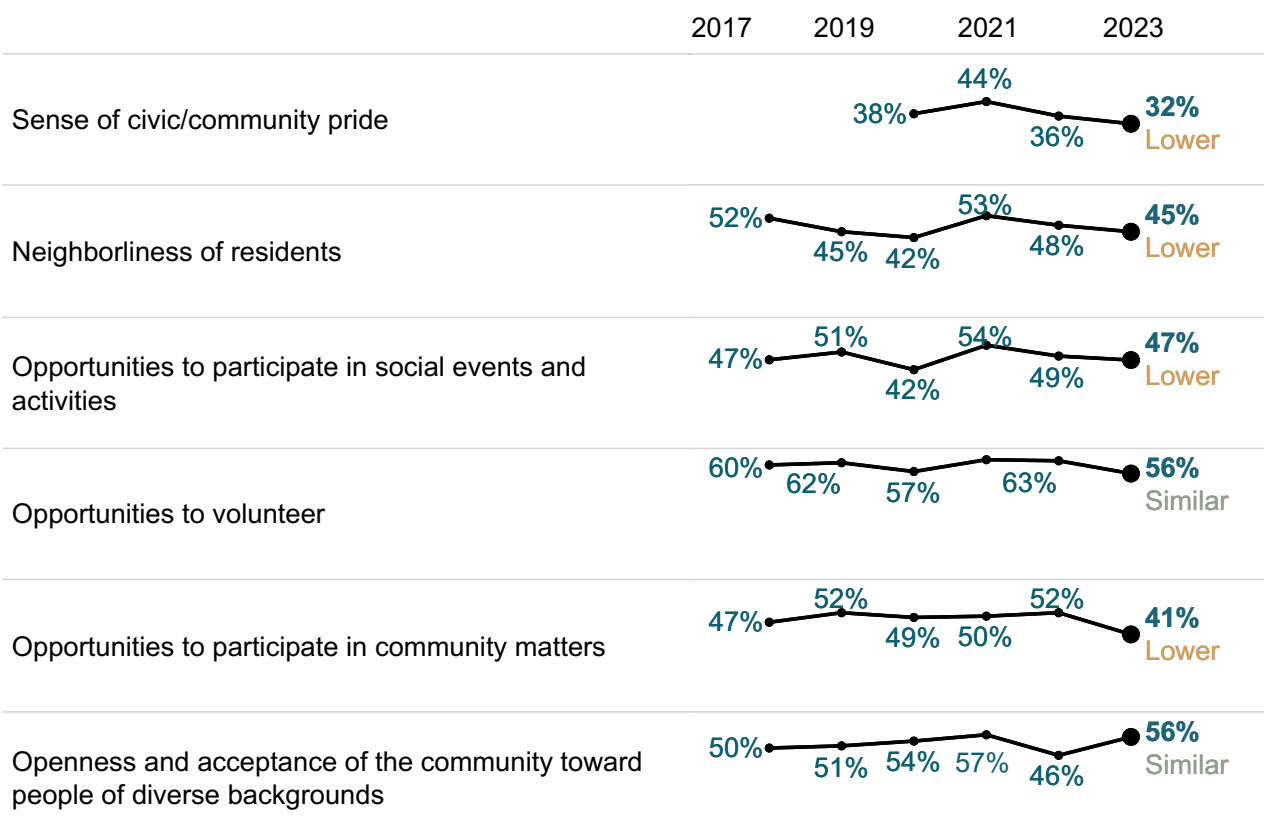
Please rate each of the following aspects of quality of life in Pasco County.
(% excellent or good)



Please rate the job you feel the Pasco County community does at each of the following.
 (% excellent or good)



Please also rate each of the following in the Pasco County community.
 (% excellent or good)

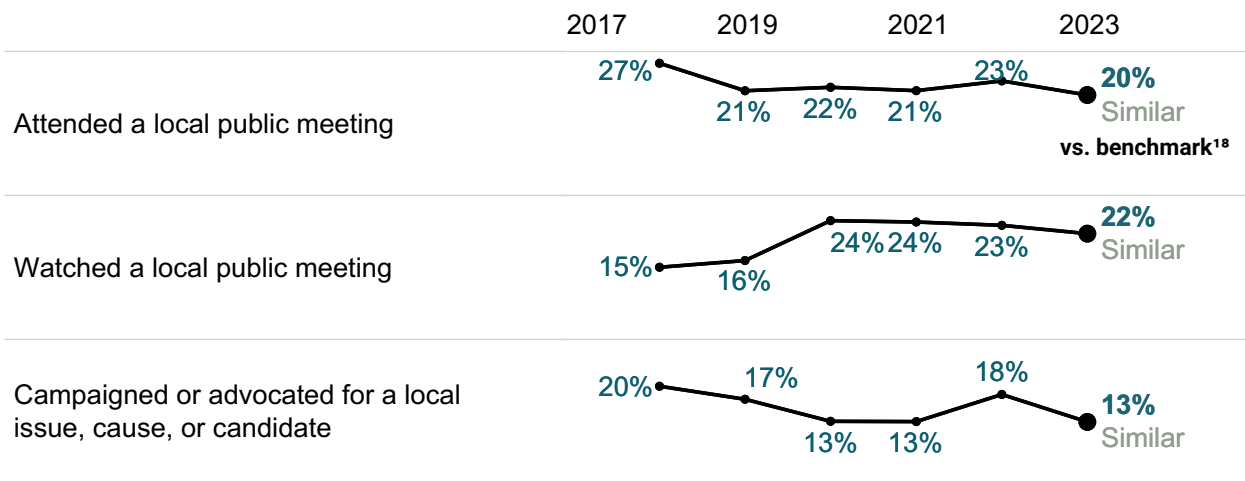


17. Comparison to the national benchmark is shown. If no comparison is available, this is left blank.

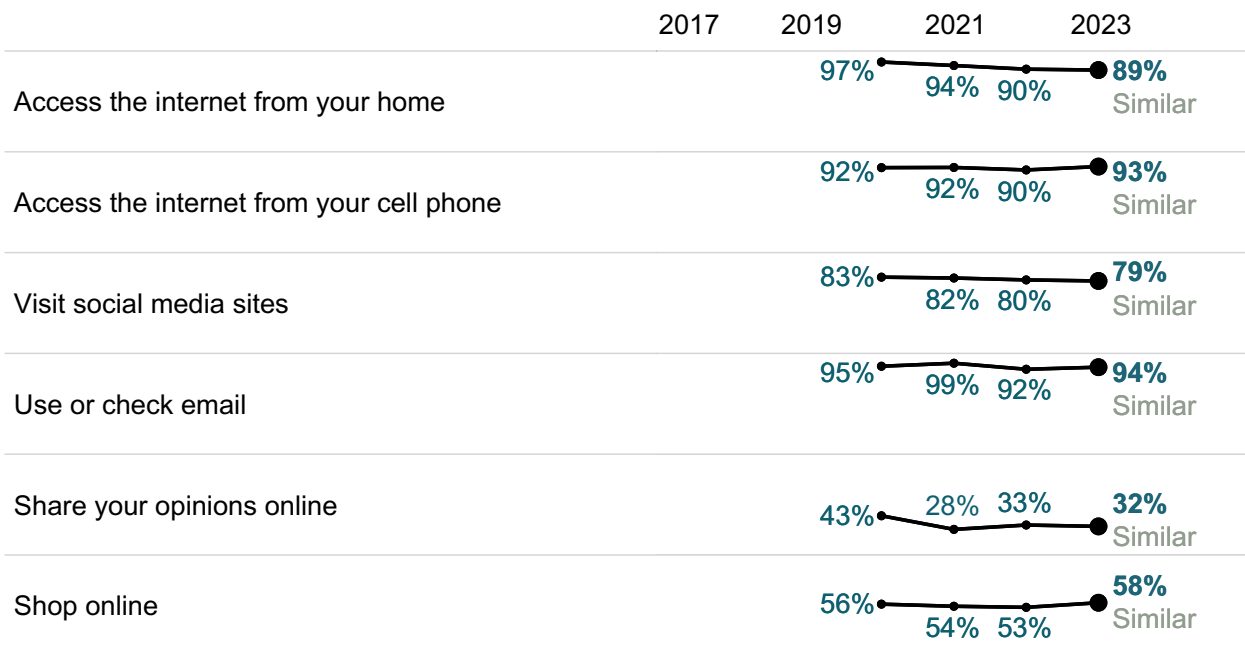
Residents' Participation Levels



Please indicate whether or not you have done each of the following in the last 12 months.
(% yes)



In general, how many times do you:
(% a few times a week or more)





















18. Comparison to the national benchmark is shown. If no comparison is available, this is left blank.

Custom questions

Below are the complete set of responses to each custom question on the survey. By default, “don’t know” responses are excluded, but may be added to the table using the response filter below.

Include "don't know"
No

Please rate Pasco County government's performance in comparison to the other Florida county(ies) in which you've previously lived.	Overall quality of life in the County	About the same		31%
		Much better		15%
		Much worse		7%
		Somewhat better		30%
		Somewhat worse		16%
Overall services provided by the County		About the same		56%
		Much better		15%
		Much worse		8%
		Somewhat better		17%
		Somewhat worse		3%
Please rate the Pasco County government's performance (excluding schools and the Sheriff's Office) in carrying out its mission: Serving our community to create a better future.		Excellent		9%
		Good		42%
		Fair		32%
		Poor		17%

<p>Pasco County government's vision is to become Florida's premier county. To that end, Pasco County's 2022-2025 Strategic Plan includes four focus areas (each supported by strategic goals) established by County Commissioners. Please rate Pasco County government's performance thus far in each of the following focus areas.</p>	<p>Create a thriving community (manage growth and redevelopment, maintain transportation and utilities systems, and reduce flooding)</p>	Excellent		9%
		Good		33%
		Fair		33%
		Poor		25%
	<p>Enhance quality of life (promote safety, provide essential services, and preserve natural resources)</p>	Excellent		7%
		Good		34%
		Fair		37%
		Poor		21%
	<p>Stimulate economic growth (retain and attract local businesses, improve employment opportunities, and diversify economic investments)</p>	Excellent		9%
		Good		43%
		Fair		32%
		Poor		16%
	<p>Improve organizational performance (optimize and standardize processes to enhance services provided by the County)</p>	Excellent		9%
		Good		42%
		Fair		31%
		Poor		19%
	<p>Have you lived in any other Florida county (aside from Pasco County) within the last 10 years?</p>	No		59%
		Yes		41%

National Benchmark Tables

This table contains the comparisons of Pasco County's results to those from other communities. The first column shows the comparison of Pasco County's rating to the benchmark. Pasco County's results are noted as being "higher", "lower" or "similar" to the benchmark, meaning that the average rating given by Pasco County residents is statistically similar to or different than the benchmark. The second column is Pasco County's "percent positive." Most commonly, the percent positive is the combination of the top two most positive response options (i.e., excellent/good). The third column is the rank assigned to Pasco County's rating among communities where a similar question was asked. The fourth column is the number of communities that asked a similar question. The fifth column shows the percentile for Pasco County's result -- that is what percent of surveyed communities had a lower rating than Pasco County.

			% positive	Rank	Number of communities	Percentile	
Quality of Life	Please rate each of the following aspects of quality of life in Pasco County.	Pasco County as a place to live	Lower	63%	332	376	8
		The overall quality of life	Lower	56%	351	392	7
	Please indicate how likely or unlikely you are to do each of the following.	Recommend living in Pasco County to someone who asks	Lower	63%	299	324	7
		Remain in Pasco County for the next five years	Similar	77%	261	322	18
	Please rate each of the following in the Pasco County community.	Overall image or reputation	Lower	47%	315	370	12
Governance	Please rate the quality of each of the following services in Pasco County.	Public information services	Similar	54%	268	324	16
		Overall customer service by Pasco County employees	Similar	67%	289	372	19
	Please rate the following categories of Pasco County government performance.	The value of services for the taxes paid to Pasco County	Similar	41%	311	377	15
		The overall direction that Pasco County is taking	Lower	39%	311	352	10

Governance	Please rate the following categories of Pasco County government performance.	The job Pasco County government does at welcoming resident involvement	Similar	40%	289	344	16
		Overall confidence in Pasco County government	Lower	37%	278	316	12
		Generally acting in the best interest of the community	Lower	36%	300	320	6
		Being honest	Lower	38%	280	311	10
		Being open and transparent to the public	Lower	34%	234	265	12
		Informing residents about issues facing the community	Similar	38%	230	269	14
		Treating all residents fairly	Similar	45%	257	317	19
		Treating residents with respect	Similar	51%	216	262	17
		Overall, how would you rate the quality of the services provided by each of the following?					
		Pasco County	Lower	50%	334	371	7
Economy	Please rate each of the following aspects of quality of life in Pasco County.	The Federal Government	Similar	28%	254	304	16
		Pasco County as a place to work	Lower	35%	325	370	9
	Please rate each of the following characteristics as they relate to Pasco County as a whole.	Pasco County as a place to visit	Lower	46%	273	329	16
		Overall economic health	Lower	39%	278	323	13

Economy

Please rate each of the following in the Pasco County community.

Overall quality of business and service establishments	Similar	57%	252	323	22
Variety of business and service establishments	Similar	53%	166	260	36
Vibrancy of downtown/commercial area	Similar	48%	171	302	43
Employment opportunities	Similar	38%	225	336	32
Shopping opportunities	Similar	58%	118	326	63
Cost of living	Similar	34%	214	313	31

Please rate the quality of each of the following services in Pasco County.

Economic development	Similar	41%	257	318	18
----------------------	---------	-----	-----	-----	----

Please rate how important, if at all, you think it is for the Pasco County community to focus on each of the following in the coming two years.

Overall economic health	Similar	88%	246	297	17
-------------------------	---------	-----	-----	-----	----

What impact, if any, do you think the economy will have on your family income in the next 6 months? Do you think the impact will be:	Similar	21%	123	306	60
--	---------	-----	-----	-----	----

Mobility

Please rate each of the following characteristics as they relate to Pasco County as a whole.

Overall quality of the transportation system	Lower	27%	255	268	4
--	-------	-----	-----	-----	---

Please also rate each of the following in the Pasco County community.

Traffic flow on major streets	Much lower	20%	324	344	3
-------------------------------	------------	-----	-----	-----	---

Ease of public parking	Lower	41%	241	302	20
------------------------	-------	-----	-----	-----	----

Ease of travel by car	Much lower	33%	323	334	2
-----------------------	------------	-----	-----	-----	---

Mobility

Please also rate each of the following in the Pasco County community.

Ease of travel by public transportation	Lower	16%	261	306	14
Ease of travel by bicycle	Much lower	24%	320	334	3
Ease of walking	Much lower	28%	327	338	2

Please indicate whether or not you have done each of the following in the last 12 months.

Used public transportation instead of driving	Lower	8%	215	288	25
Carpooled with other adults or children instead of driving alone	Similar	48%	93	305	69
Walked or biked instead of driving	Much lower	35%	285	307	7

Please rate the quality of each of the following services in Pasco County.

Traffic enforcement	Lower	41%	346	365	2
Traffic signal timing	Lower	36%	308	316	2
Street repair	Lower	23%	317	357	10
Street cleaning	Lower	40%	297	327	8
Street lighting	Similar	46%	292	355	14
Sidewalk maintenance	Lower	37%	287	327	11
Bus or transit services	Lower	28%	222	295	24

Mobility	Please rate how important, if at all, you think it is for the Pasco County community to focus on each of the following in the coming two years.	Overall quality of the transportation system	Similar	71%	127	258	51
Community Design	Please rate each of the following aspects of quality of life in Pasco County.	Your neighborhood as a place to live	Lower	69%	288	330	12
	Please rate each of the following characteristics as they relate to Pasco County as a whole.	Overall design or layout of residential and commercial areas	Much lower	33%	312	314	0
	Please also rate each of the following in the Pasco County community.	Well-planned residential growth	Lower	26%	249	262	4
		Well-planned commercial growth	Lower	29%	236	261	9
		Well-designed neighborhoods	Lower	34%	249	262	4
		Preservation of the historical or cultural character of the community	Lower	35%	257	258	0
		Public places where people want to spend time	Lower	38%	280	308	9
		Variety of housing options	Similar	36%	246	321	22
		Availability of affordable quality housing	Lower	18%	269	343	20
		Overall quality of new development	Lower	27%	317	332	4
		Overall appearance	Much lower	41%	318	346	5
	Please rate the quality of each of the following services in Pasco County.	Land use, planning and zoning	Much lower	20%	324	327	0

Community Design	Please rate the quality of each of the following services in Pasco County.	Code enforcement	Lower	28%	310	357	10
	Please rate how important, if at all, you think it is for the Pasco County community to focus on each of the following in the coming two years.	Overall design or layout of residential and commercial areas	Similar	82%	31	297	89
Utilities	Please rate each of the following characteristics as they relate to Pasco County as a whole.	Overall quality of the utility infrastructure	Lower	48%	230	259	11
	Please rate the quality of each of the following services in Pasco County.	Garbage collection	Lower	60%	317	337	4
		Drinking water	Lower	47%	298	325	7
		Sewer services	Lower	62%	303	322	5
		Storm water management	Lower	55%	297	337	10
		Power (electric and/or gas) utility	Similar	66%	232	281	17
		Utility billing	Lower	52%	265	301	11
	Please rate how important, if at all, you think it is for the Pasco County community to focus on each of the following in the coming two years.	Overall quality of the utility infrastructure	Similar	90%	108	258	58
Safety	Please rate each of the following characteristics as they relate to Pasco County as a whole.	Overall feeling of safety	Lower	52%	322	362	9
	Please rate how safe or unsafe you feel:	In your neighborhood during the day	Similar	89%	283	341	16
		In Pasco County's downtown/commercial area during the day	Similar	80%	269	329	18

Safety	Please rate how safe or unsafe you feel:	From property crime	Similar	62%	212	270	21
		From violent crime	Lower	66%	229	270	15
		From fire, flood, or other natural disaster	Similar	66%	214	260	18
	Please rate the quality of each of the following services in Pasco County.	Police/Sheriff services	Similar	66%	313	389	16
		Crime prevention	Lower	50%	288	366	18
		Animal control	Lower	52%	298	338	9
		Ambulance or emergency medical services	Similar	82%	244	334	25
		Fire services	Similar	77%	321	353	6
		Fire prevention and education	Lower	63%	293	322	8
		Emergency preparedness	Similar	68%	153	323	52
	Please rate how important, if at all, you think it is for the Pasco County community to focus on each of the following in the coming two years.	Overall feeling of safety	Similar	94%	91	297	69
Natural environment	Please rate each of the following characteristics as they relate to Pasco County as a whole.	Overall quality of natural environment	Much lower	49%	311	323	3
	Please also rate each of the following in the Pasco County community.	Cleanliness	Much lower	40%	308	337	8

Natural environment	Please also rate each of the following in the Pasco County community.	Water resources	Similar	50%	176	242	27
		Air quality	Lower	66%	255	310	18
	Please rate the quality of each of the following services in Pasco County.	Preservation of natural areas	Much lower	36%	305	308	0
		Pasco County open space	Lower	35%	299	306	2
		Recycling	Much lower	37%	313	341	6
		Yard waste pick-up	Lower	48%	260	303	13
	Please rate how important, if at all, you think it is for the Pasco County community to focus on each of the following in the coming two years.	Overall quality of natural environment	Similar	84%	114	297	61
Parks and Recreation	Please rate each of the following characteristics as they relate to Pasco County as a whole.	Overall quality of parks and recreation opportunities	Lower	60%	242	265	9
	Please also rate each of the following in the Pasco County community.	Availability of paths and walking trails	Much lower	39%	310	338	6
		Fitness opportunities	Lower	51%	271	310	12
		Recreational opportunities	Lower	48%	284	328	13
	Please rate the quality of each of the following services in Pasco County.	County parks	Lower	67%	293	334	12
		Recreation programs or classes	Lower	48%	283	331	13

Parks and Recreation	Please rate the quality of each of the following services in Pasco County.	Recreation centers or facilities	Similar	57%	244	318	23
	Please rate how important, if at all, you think it is for the Pasco County community to focus on each of the following in the coming two years.	Overall quality of parks and recreation opportunities	Similar	69%	248	259	4
Health and wellness	Please rate each of the following characteristics as they relate to Pasco County as a whole.	Overall health and wellness opportunities	Lower	55%	261	316	17
	Please also rate each of the following in the Pasco County community.	Availability of affordable quality food	Lower	45%	271	308	12
		Availability of affordable quality health care	Similar	46%	253	315	20
		Availability of preventive health services	Similar	47%	240	302	20
		Availability of affordable quality mental health care	Lower	32%	242	306	21
	Please rate the quality of each of the following services in Pasco County.	Health services	Similar	63%	180	299	39
	Please rate how important, if at all, you think it is for the Pasco County community to focus on each of the following in the coming two years.	Overall health and wellness opportunities	Similar	79%	144	297	51
		Please rate your overall health.	Similar	61%	241	303	20
Education, Arts and Culture	Please rate each of the following characteristics as they relate to Pasco County as a whole.	Overall opportunities for education, culture, and the arts	Lower	41%	275	319	14
	Please also rate each of the following in the Pasco County community.	Opportunities to attend cultural/arts/music activities	Lower	33%	282	324	12
		Community support for the arts	Lower	39%	226	258	12

Education, Arts and Culture	Please also rate each of the following in the Pasco County community.	Availability of affordable quality childcare/preschool	Similar	35%	228	316	28
		K-12 education	Lower	43%	287	319	10
		Adult educational opportunities	Lower	32%	263	309	14
		Opportunities to attend special events and festivals	Lower	49%	267	314	14
	Please rate the quality of each of the following services in Pasco County.	Public library services	Similar	79%	279	333	15
	Please rate how important, if at all, you think it is for the Pasco County community to focus on each of the following in the coming two years.	Overall opportunities for education, culture, and the arts	Similar	74%	133	297	55
Inclusivity and Engagement	Please rate each of the following aspects of quality of life in Pasco County.	Pasco County as a place to raise children	Much lower	54%	340	380	7
		Pasco County as a place to retire	Similar	56%	289	375	20
		Sense of community	Lower	33%	326	341	2
	Please rate each of the following characteristics as they relate to Pasco County as a whole.	Residents' connection and engagement with their community	Lower	34%	241	262	8
	Please rate the job you feel the Pasco County community does at each of the following.	Making all residents feel welcome	Similar	55%	234	264	11
		Attracting people from diverse backgrounds	Similar	52%	168	261	36
		Valuing/respecting residents from diverse backgrounds	Similar	59%	200	262	24

Inclusivity and Engagement	Please rate the job you feel the Pasco County community does at each of the following.	Taking care of vulnerable residents	Lower	36%	215	258	17
	Please also rate each of the following in the Pasco County community.	Sense of civic/community pride	Lower	32%	247	258	4
		Neighborhoodliness of residents	Lower	45%	286	309	7
		Opportunities to participate in social events and activities	Lower	47%	290	319	8
		Opportunities to volunteer	Similar	56%	264	314	15
		Opportunities to participate in community matters	Lower	41%	302	314	4
		Openness and acceptance of the community toward people of diverse backgrounds	Similar	56%	259	332	21
	Please rate how important, if at all, you think it is for the Pasco County community to focus on each of the following in the coming two years.	Residents' connection and engagement with their community	Similar	62%	255	297	14
Participation	Please indicate whether or not you have done each of the following in the last 12 months.	Contacted Pasco County for help or information	Similar	46%	181	336	46
		Contacted Pasco County elected officials to express your opinion	Similar	23%	38	307	87
		Attended a local public meeting	Similar	20%	126	310	59
		Watched a local public meeting	Similar	22%	178	299	40
		Volunteered your time to some group/activity	Similar	29%	180	313	42

Participation	Please indicate whether or not you have done each of the following in the last 12 months.	Campaigned or advocated for a local issue, cause, or candidate	Similar	13%	243	303	20
		Voted in your most recent local election	Similar	70%	191	258	26
In general, how many times do you:		Access the internet from your home	Similar	89%	228	257	11
		Access the internet from your cell phone	Similar	93%	159	259	38
		Visit social media sites	Similar	79%	133	259	49
		Use or check email	Similar	94%	210	260	19
		Share your opinions online	Similar	32%	65	258	75
		Shop online	Similar	58%	109	257	57

Full Trends

This table contains the trends over time for the County of Pasco County. The combined "percent positive" responses for each survey year are presented (e.g., excellent/good or yes). If an item was not included during an administration of the survey, no percentage will be shown in the table. If the difference between the 2022 and 2023 surveys is greater than eight percentage points, the change is statistically significant.

It is important to note that in 2020, The NCS survey was updated to include new and refreshed items. Consequently, some of the trends may be impacted due to wording modifications that could have potentially altered the meaning of the item for the respondent.

			2012	2013	2014	2015	2016	2017	2018	2019	2020	2021	2022	2023
Quality of Life	Please rate each of the following aspects of quality of life in Pasco County.	Pasco County as a place to live	79%	78%	67%	65%	67%	71%	67%	72%	78%	78%	68%	63%
		The overall quality of life	70%	68%	59%	60%	64%	63%	61%	62%	74%	70%	67%	56%
	Please indicate how likely or unlikely you are to do each of the following.	Recommend living in Pasco County to someone who asks	84%	81%	75%	73%	78%	75%	77%	76%	79%	77%	69%	63%
		Remain in Pasco County for the next five years	84%	83%	78%	79%	84%	83%	80%	83%	91%	86%	80%	77%
	Please rate each of the following in the Pasco County community.	Overall image or reputation	51%	51%	36%	34%	42%	39%	38%	42%	46%	48%	46%	47%
Governance	Please rate the quality of each of the following services in Pasco County.	Public information services	56%	55%	43%	56%	67%	50%	55%	51%	63%	59%	55%	54%
		Overall customer service by Pasco County employees	74%	76%	61%	64%	64%	64%	66%	69%	75%	78%	63%	67%
	Please rate the following categories of Pasco County government performance.	The value of services for the taxes paid to Pasco County	51%	52%	38%	43%	44%	51%	46%	49%	56%	53%	44%	41%
		The overall direction that Pasco County is taking	51%	52%	42%	46%	45%	53%	51%	54%	50%	51%	40%	39%
		The job Pasco County government does at welcoming resident involvement	43%	42%	26%	37%	39%	46%	41%	36%	44%	40%	29%	40%
		Overall confidence in Pasco County government			35%	42%	36%	43%	41%	40%	48%	48%	33%	37%
		Generally acting in the best interest of the community			33%	44%	40%	43%	43%	46%	54%	48%	37%	36%
		Being honest			31%	38%	47%	44%	44%	45%	58%	47%	39%	38%
		Being open and transparent to the public									51%	43%	39%	34%
		Informing residents about issues facing the community									52%	44%	36%	38%

Governance	Please rate the following categories of Pasco County government performance.	Treating all residents fairly	39%	42%	49%	45%	49%	50%	63%	56%	44%	45%			
		Treating residents with respect								68%	63%	54%	51%		
	Overall, how would you rate the quality of the services provided by each of the following?	Pasco County	60%	61%	57%	59%	62%	63%	62%	67%	66%	60%	55%	50%	
		The Federal Government	38%	26%	34%	32%	31%	34%	36%	39%	37%	36%	35%	28%	
Economy	Please rate each of the following aspects of quality of life in Pasco County.	Pasco County as a place to work	36%	36%	30%	33%	33%	30%	36%	44%	51%	47%	42%	35%	
		Pasco County as a place to visit			38%	43%	40%	38%	44%	52%	54%	48%	38%	46%	
	Please rate each of the following characteristics as they relate to Pasco County as a whole.	Overall economic health			31%	34%	40%	34%	43%	42%	54%	57%	49%	39%	
		Please rate each of the following in the Pasco County community.	Overall quality of business and service establishments	53%	50%	43%	48%	49%	54%	53%	57%	70%	66%	56%	57%
	Variety of business and service establishments										63%	66%	53%	53%	
	Vibrancy of downtown/commercial area										47%	59%	47%	48%	
	Employment opportunities		17%	18%	22%	22%	23%	21%	25%	28%	33%	47%	35%	38%	
	Shopping opportunities		61%	59%	53%	51%	58%	56%	60%	66%	60%	67%	55%	58%	
	Cost of living				46%	47%	52%	55%	56%	52%	52%	51%	43%	34%	
	Please rate the quality of each of the following services in Pasco County.		Economic development	30%	34%	31%	37%	39%	38%	46%	46%	63%	51%	46%	41%
		Please rate how important, if at all, you think it is for the Pasco County community to focus on each of the following in the coming two years.	Overall economic health			91%	92%	82%	90%	90%	91%	93%	93%	91%	88%
			What impact, if any, do you think the economy will have on your family income in the next 6 months? Do you think the impact will be:	19%	23%	18%	28%	30%	26%	36%	37%	26%	18%	14%	21%
	Mobility	Please rate each of the following characteristics as they relate to Pasco County as a whole.	Overall quality of the transportation system								48%	40%	32%	27%	

Mobility

Please also rate each of the following in the Pasco County community.

Traffic flow on major streets	35%	38%	45%	32%	42%	31%	30%	28%	37%	27%	26%	20%
Ease of public parking			53%	49%	51%	53%	51%	51%	55%	52%	48%	41%
Ease of travel by car	44%	59%	47%	47%	54%	47%	42%	39%	50%	41%	45%	33%
Ease of travel by public transportation			28%	22%	19%	26%	32%	17%	35%	27%	21%	16%
Ease of travel by bicycle	26%	31%	19%	23%	22%	30%	33%	24%	37%	31%	24%	24%
Ease of walking	26%	30%	26%	32%	33%	34%	36%	39%	38%	34%	30%	28%

Please indicate whether or not you have done each of the following in the last 12 months.

Used public transportation instead of driving			9%	9%	10%	4%	7%	5%	10%	6%	6%	8%
Carpooled with other adults or children instead of driving alone			41%	31%	35%	37%	32%	28%	35%	35%	39%	48%
Walked or biked instead of driving			34%	39%	38%	37%	33%	32%	29%	40%	35%	35%

Please rate the quality of each of the following services in Pasco County.

Traffic enforcement	63%	60%	57%	56%	52%	55%	52%	43%	52%	45%	33%	41%
Traffic signal timing			33%	40%	32%	37%	37%	38%	39%	38%	34%	36%
Street repair	44%	37%	27%	25%	25%	34%	30%	28%	40%	28%	29%	23%
Street cleaning			31%	35%	32%	36%	38%	37%	49%	41%	43%	40%
Street lighting			47%	51%	47%	48%	45%	52%	61%	54%	49%	46%
Sidewalk maintenance			40%	41%	37%	43%	39%	39%	53%	44%	38%	37%
Bus or transit services	41%	42%	22%	35%	38%	43%	39%	43%	43%	36%	36%	28%

Please rate how important, if at all, you think it is for the Pasco County community to focus on each of the following in the coming two years.

Overall quality of the transportation system										80%	78%	78%	71%
--	--	--	--	--	--	--	--	--	--	-----	-----	-----	-----

Community Design	Please rate each of the following aspects of quality of life in Pasco County.	Your neighborhood as a place to live	76%	75%	69%	67%	77%	71%	73%	74%	74%	76%	76%	69%
	Please rate each of the following characteristics as they relate to Pasco County as a whole.	Overall design or layout of residential and commercial areas			35%	42%	45%	33%	45%	44%	52%	47%	43%	33%
	Please also rate each of the following in the Pasco County community.	Well-planned residential growth									41%	27%	27%	26%
		Well-planned commercial growth									43%	35%	31%	29%
		Well-designed neighborhoods									48%	43%	41%	34%
		Preservation of the historical or cultural character of the community									50%	52%	47%	35%
		Public places where people want to spend time			34%	43%	39%	45%	45%	61%	45%	54%	38%	38%
		Variety of housing options	61%	64%	52%	51%	54%	53%	49%	54%	52%	46%	36%	36%
		Availability of affordable quality housing	53%	53%	41%	45%	47%	49%	49%	44%	34%	28%	22%	18%
		Overall quality of new development	52%	58%	40%	48%	57%	58%	60%	56%	54%	51%	37%	27%
		Overall appearance	50%	55%	47%	47%	40%	44%	41%	51%	55%	52%	49%	41%
Utilities	Please rate the quality of each of the following services in Pasco County.	Land use, planning and zoning	39%	32%	24%	31%	31%	29%	38%	33%	40%	27%	24%	20%
		Code enforcement	29%	28%	25%	20%	22%	25%	25%	28%	34%	29%	31%	28%
	Please rate how important, if at all, you think it is for the Pasco County community to focus on each of the following in the coming two years.	Overall design or layout of residential and commercial areas			78%	75%	76%	73%	70%	78%	82%	87%	81%	82%
	Please rate each of the following characteristics as they relate to Pasco County as a whole.	Overall quality of the utility infrastructure									52%	57%	51%	48%
		Garbage collection	78%	87%	76%	81%	83%	74%	78%	74%	73%	72%	68%	60%
		Drinking water	52%	59%	46%	46%	47%	48%	46%	50%	54%	51%	54%	47%

Utilities	Please rate the quality of each of the following services in Pasco County.	Sewer services	65%	70%	59%	61%	61%	52%	61%	59%	66%	64%	70%	62%
		Storm water management	51%	56%	36%	46%	47%	45%	45%	44%	57%	56%	57%	55%
		Power (electric and/or gas) utility	67%	76%	67%	60%	71%	61%	66%	69%	74%	73%	60%	66%
		Utility billing			56%	55%	58%	55%	64%	63%	59%	66%	56%	52%
	Please rate how important, if at all, you think it is for the Pasco County community to focus on each of the following in the coming two years.	Overall quality of the utility infrastructure									90%	95%	91%	90%
Safety	Please rate each of the following characteristics as they relate to Pasco County as a whole.	Overall feeling of safety			61%	57%	56%	55%	57%	61%	62%	60%	53%	52%
	Please rate how safe or unsafe you feel:	In your neighborhood during the day	92%	93%	86%	87%	87%	83%	88%	93%	85%	90%	88%	89%
		In Pasco County's downtown/commercial area during the day	75%	77%	77%	81%	75%	74%	75%	81%	84%	88%	82%	80%
		From property crime	43%	52%							65%	72%	63%	62%
		From violent crime	64%	65%							71%	78%	68%	66%
		From fire, flood, or other natural disaster									74%	82%	75%	66%
	Please rate the quality of each of the following services in Pasco County.	Police/Sheriff services	80%	79%	73%	72%	79%	78%	72%	78%	72%	74%	62%	66%
		Crime prevention	52%	63%	59%	55%	54%	57%	57%	66%	69%	63%	50%	50%
		Animal control	45%	48%	39%	39%	42%	41%	42%	44%	62%	66%	58%	52%
		Ambulance or emergency medical services	87%	91%	82%	86%	90%	87%	86%	89%	88%	85%	84%	82%
		Fire services	89%	91%	86%	88%	88%	87%	89%	89%	89%	91%	86%	77%
		Fire prevention and education	69%	72%	67%	57%	63%	66%	64%	62%	73%	71%	71%	63%

Safety	Please rate the quality of each of the following services in Pasco County.	Emergency preparedness	55%	60%	51%	61%	65%	57%	67%	66%	74%	69%	69%	68%
	Please rate how important, if at all, you think it is for the Pasco County community to focus on each of the following in the coming two years.	Overall feeling of safety			96%	92%	90%	94%	92%	96%	91%	92%	94%	94%
Natural environment	Please rate each of the following characteristics as they relate to Pasco County as a whole.	Overall quality of natural environment	67%	70%	65%	65%	63%	56%	65%	67%	68%	66%	58%	49%
	Please also rate each of the following in the Pasco County community.	Cleanliness	55%	58%	52%	45%	40%	42%	39%	47%	54%	56%	48%	40%
		Water resources									58%	61%	53%	50%
		Air quality	69%	75%	66%	63%	70%	67%	65%	71%	82%	79%	66%	66%
	Please rate the quality of each of the following services in Pasco County.	Preservation of natural areas	53%	52%	43%	55%	46%	41%	42%	49%	56%	48%	41%	36%
		Pasco County open space	58%	60%	39%	48%	48%	41%	43%	52%	56%	43%	41%	35%
		Recycling	53%	73%	59%	62%	59%	64%	55%	64%	61%	52%	45%	37%
		Yard waste pick-up	59%	67%	52%	61%	58%	58%	53%	48%	63%	52%	50%	48%
	Please rate how important, if at all, you think it is for the Pasco County community to focus on each of the following in the coming two years.	Overall quality of natural environment			78%	82%	76%	89%	83%	84%	82%	88%	93%	84%
Parks and Recreation	Please rate each of the following characteristics as they relate to Pasco County as a whole.	Overall quality of parks and recreation opportunities									70%	75%	66%	60%
	Please also rate each of the following in the Pasco County community.	Availability of paths and walking trails	33%	35%	34%	42%	44%	38%	42%	34%	58%	55%	45%	39%
		Fitness opportunities			53%	58%	48%	51%	52%	51%	53%	58%	51%	51%
		Recreational opportunities	45%	50%	49%	55%	46%	49%	49%	53%	57%	59%	53%	48%
	Please rate the quality of each of the following services in Pasco County.	County parks	75%	75%	61%	69%	71%	67%	73%	66%	70%	79%	65%	67%
		Recreation programs or classes	63%	55%	52%	54%	49%	45%	54%	58%	51%	69%	56%	48%























Parks and Recreation	Please rate the quality of each of the following services in Pasco County.	Recreation centers or facilities	60%	65%	51%	59%	53%	48%	57%	57%	60%	68%	57%	57%
	Please rate how important, if at all, you think it is for the Pasco County community to focus on each of the following in the coming two years.	Overall quality of parks and recreation opportunities									83%	78%	78%	69%
Health and wellness	Please rate each of the following characteristics as they relate to Pasco County as a whole.	Overall health and wellness opportunities			55%	57%	52%	49%	63%	59%	59%	72%	59%	55%
	Please also rate each of the following in the Pasco County community.	Availability of affordable quality food	61%	59%	55%	55%	59%	65%	63%	66%	66%	67%	48%	45%
		Availability of affordable quality health care	46%	60%	56%	58%	56%	58%	61%	61%	57%	65%	53%	46%
		Availability of preventive health services	51%	61%	50%	57%	55%	57%	60%	63%	57%	62%	55%	47%
		Availability of affordable quality mental health care			33%	41%	33%	43%	49%	45%	30%	48%	37%	32%
	Please rate the quality of each of the following services in Pasco County.	Health services	57%	64%	49%	60%	53%	56%	68%	57%	62%	67%	58%	63%
	Please rate how important, if at all, you think it is for the Pasco County community to focus on each of the following in the coming two years.	Overall health and wellness opportunities			69%	83%	76%	79%	84%	84%	83%	81%	84%	79%
		Please rate your overall health.			61%	57%	59%	55%	52%	52%	54%	63%	67%	61%
Education, Arts and Culture	Please rate each of the following characteristics as they relate to Pasco County as a whole.	Overall opportunities for education, culture, and the arts			39%	46%	46%	41%	44%	44%	41%	40%	37%	41%
	Please also rate each of the following in the Pasco County community.	Opportunities to attend cultural/arts/music activities	36%	30%	24%	35%	36%	33%	37%	34%	33%	42%	33%	33%
		Community support for the arts									38%	37%	24%	39%
		Availability of affordable quality childcare/preschool	42%	50%	40%	46%	45%	44%	45%	53%	46%	36%	39%	35%
		K-12 education	58%	51%							47%	50%	46%	43%
		Adult educational opportunities			37%	43%	44%	42%	44%	51%	44%	42%	38%	32%
		Opportunities to attend special events and festivals			39%	46%	46%	49%	49%	51%	49%	54%	53%	49%

























Education, Arts and Culture	Please rate the quality of each of the following services in Pasco County.	Public library services	70%	79%	62%	73%	79%	76%	76%	68%	77%	84%	79%	79%
	Please rate how important, if at all, you think it is for the Pasco County community to focus on each of the following in the coming two years.	Overall opportunities for education, culture, and the arts			79%	83%	75%	80%	85%	81%	73%	75%	79%	74%
Inclusivity and Engagement	Please rate each of the following aspects of quality of life in Pasco County.	Pasco County as a place to raise children	64%	64%	55%	54%	57%	52%	56%	53%	69%	65%	55%	54%
		Pasco County as a place to retire	65%	61%	66%	63%	63%	64%	70%	71%	73%	69%	62%	56%
		Sense of community	57%	56%	40%	41%	40%	37%	42%	48%	57%	55%	47%	33%
	Please rate each of the following characteristics as they relate to Pasco County as a whole.	Residents' connection and engagement with their community									48%	45%	37%	34%
	Please rate the job you feel the Pasco County community does at each of the following.	Making all residents feel welcome									62%	56%	58%	55%
		Attracting people from diverse backgrounds									56%	56%	55%	52%
		Valuing/respecting residents from diverse backgrounds									59%	62%	55%	59%
		Taking care of vulnerable residents									46%	41%	41%	36%
	Please also rate each of the following in the Pasco County community.	Sense of civic/community pride									38%	44%	36%	32%
		Neighborhoodliness of residents			45%	43%	48%	41%	52%	45%	42%	53%	48%	45%
		Opportunities to participate in social events and activities	42%	43%	40%	42%	52%	42%	47%	51%	42%	54%	49%	47%
		Opportunities to volunteer	68%	68%	54%	65%	67%	54%	60%	62%	57%	63%	63%	56%
		Opportunities to participate in community matters	50%	50%	40%	47%	49%	39%	47%	52%	49%	50%	52%	41%
		Openness and acceptance of the community toward people of diverse backgrounds	56%	56%	51%	47%	46%	37%	50%	51%	54%	57%	46%	56%
	Please rate how important, if at all, you think it is for the Pasco County community to focus on each of the following in the coming two years.	Residents' connection and engagement with their community			69%	79%	72%	78%	78%	80%	66%	71%	70%	62%

























Participation	Please indicate whether or not you have done each of the following in the last 12 months.	Contacted the Pasco County for help or information	55%	56%	37%	49%	41%	48%	50%	42%	54%	42%	52%	46%
		Contacted Pasco County elected officials to express your opinion			17%	27%	16%	20%	20%	20%	16%	15%	17%	23%
		Attended a local public meeting	22%	21%	21%	24%	15%	23%	27%	21%	22%	21%	23%	20%
		Watched a local public meeting	30%	30%	24%	25%	21%	21%	15%	16%	24%	24%	23%	22%
		Volunteered your time to some group/activity	32%	44%	31%	35%	25%	34%	30%	23%	27%	21%	28%	29%
		Campaigned or advocated for a local issue, cause, or candidate			21%	21%	14%	21%	20%	17%	13%	13%	18%	13%
		Voted in your most recent local election	73%	80%							73%	67%	82%	70%
In general, how many times do you:		Access the internet from your home									97%	94%	90%	89%
		Access the internet from your cell phone									92%	92%	90%	93%
		Visit social media sites									83%	82%	80%	79%
		Use or check email									95%	99%	92%	94%
		Share your opinions online									43%	28%	33%	32%
		Shop online									56%	54%	53%	58%























Complete Set of Frequencies

























This dashboard contains a complete set of responses to each question on the survey. By default, "don't know" responses are excluded, but may be added to the table using the response filter to the right. In some tables, the percentages may not sum to 100%; this is either because the question permitted the respondent to "choose all that apply", or for a question that asked the respondent to select one answer, it is due to the customary practice of rounding values to the nearest whole number.

























Please rate each of the following aspects of quality of life in Pasco County.	Pasco County as a place to live	Excellent		16% N=49
		Good		47% N=145
		Fair		31% N=96
		Poor		6% N=18
Your neighborhood as a place to live		Excellent		29% N=93
		Good		40% N=125
		Fair		22% N=71
		Poor		9% N=27
Pasco County as a place to raise children		Excellent		14% N=38
		Good		39% N=105
		Fair		27% N=72
		Poor		20% N=54
Pasco County as a place to work		Excellent		8% N=19
		Good		28% N=67
		Fair		43% N=103
		Poor		21% N=49
Pasco County as a place to visit		Excellent		12% N=34
		Good		35% N=104
		Fair		31% N=91
		Poor		22% N=66
Pasco County as a place to retire		Excellent		16% N=45
		Good		40% N=118

























Please rate each of the following aspects of quality of life in Pasco County.	Pasco County as a place to retire	Fair		23% N=68
		Poor		21% N=62
	The overall quality of life	Excellent		11% N=34
		Good		46% N=142
		Fair		33% N=102
		Poor		11% N=34
	Sense of community	Excellent		8% N=25
		Good		26% N=80
		Fair		43% N=134
		Poor		23% N=72
Please rate each of the following characteristics as they relate to Pasco County as a whole.	Overall economic health	Excellent		5% N=14
		Good		34% N=100
		Fair		45% N=132
		Poor		16% N=46
	Overall quality of the transportation system	Excellent		3% N=9
		Good		24% N=69
		Fair		33% N=98
		Poor		40% N=117
	Overall design or layout of residential and commercial areas	Excellent		4% N=12
		Good		29% N=90
		Fair		34% N=105
		Poor		33% N=102
	Overall quality of the utility infrastructure	Excellent		9% N=26
		Good		39% N=118

Please rate each of the following characteristics as they relate to Pasco County as a whole.	Overall quality of the utility infrastructure	Fair		33% N=100
		Poor		19% N=56
	Overall feeling of safety	Excellent		10% N=31
		Good		42% N=132
		Fair		29% N=91
		Poor		19% N=59
	Overall quality of natural environment	Excellent		9% N=28
		Good		40% N=125
		Fair		35% N=108
		Poor		16% N=48
	Overall quality of parks and recreation opportunities	Excellent		9% N=27
		Good		51% N=150
		Fair		29% N=84
		Poor		11% N=31
	Overall health and wellness opportunities	Excellent		7% N=20
		Good		48% N=139
		Fair		35% N=101
		Poor		10% N=29
	Overall opportunities for education, culture, and the arts	Excellent		7% N=19
		Good		34% N=94
		Fair		38% N=105
		Poor		20% N=56
	Residents' connection and engagement with their community	Excellent		4% N=11
		Good		31% N=88

























Please rate each of the following characteristics as they relate to Pasco County as a whole.	Residents' connection and engagement with their community	Fair		41% N=115
		Poor		24% N=69
Please indicate how likely or unlikely you are to do each of the following.	Recommend living in Pasco County to someone who asks	Very likely		26% N=79
		Somewhat likely		38% N=118
		Somewhat unlikely		19% N=57
		Very unlikely		18% N=55
	Remain in Pasco County for the next five years	Very likely		47% N=145
		Somewhat likely		29% N=90
		Somewhat unlikely		9% N=28
		Very unlikely		14% N=42
	In your neighborhood during the day	Very safe		52% N=165
		Somewhat safe		36% N=115
		Neither safe nor unsafe		7% N=23
		Somewhat unsafe		4% N=11
		Very unsafe		0% N=1
	In Pasco County's downtown/commercial area during the day	Very safe		36% N=105
		Somewhat safe		44% N=128
		Neither safe nor unsafe		14% N=40
		Somewhat unsafe		5% N=16
		Very unsafe		1% N=3
	From property crime	Very safe		20% N=62
		Somewhat safe		43% N=131
		Neither safe nor unsafe		17% N=51
		Somewhat unsafe		15% N=45

Please rate how safe or unsafe you feel:	From property crime	Very unsafe		6% N=17
	From violent crime	Very safe		29% N=88
		Somewhat safe		37% N=114
		Neither safe nor unsafe		14% N=44
		Somewhat unsafe		15% N=44
		Very unsafe		5% N=14
	From fire, flood, or other natural disaster	Very safe		32% N=99
		Somewhat safe		34% N=103
		Neither safe nor unsafe		21% N=65
		Somewhat unsafe		9% N=29
		Very unsafe		3% N=10
Please rate the job you feel the Pasco County community does at each of the following.	Making all residents feel welcome	Excellent		10% N=30
		Good		45% N=127
		Fair		33% N=94
		Poor		12% N=34
	Attracting people from diverse backgrounds	Excellent		13% N=34
		Good		39% N=99
		Fair		34% N=86
		Poor		14% N=36
	Valuing/respecting residents from diverse backgrounds	Excellent		11% N=26
		Good		48% N=120
		Fair		27% N=67
		Poor		14% N=35
	Taking care of vulnerable residents	Excellent		6% N=15
























Please rate the job you feel the Pasco County community does at each of the following.	Taking care of vulnerable residents	Good		31% N=78
		Fair		38% N=96
		Poor		25% N=62
Please rate each of the following in the Pasco County community.	Overall quality of business and service establishments	Excellent		11% N=36
		Good		46% N=144
		Fair		33% N=103
		Poor		9% N=29
	Variety of business and service establishments	Excellent		10% N=31
		Good		44% N=137
		Fair		33% N=105
		Poor		13% N=42
	Vibrancy of downtown/commercial area	Excellent		9% N=26
		Good		38% N=112
		Fair		38% N=112
		Poor		14% N=41
	Employment opportunities	Excellent		8% N=19
		Good		31% N=72
		Fair		38% N=88
		Poor		23% N=55
	Shopping opportunities	Excellent		19% N=58
		Good		40% N=125
		Fair		32% N=100
		Poor		9% N=28
	Cost of living	Excellent		3% N=11

Please rate each of the following in the Pasco County community.	Cost of living	Good		31% N=97
		Fair		36% N=113
		Poor		29% N=91
	Overall image or reputation	Excellent		9% N=29
		Good		37% N=114
		Fair		29% N=89
		Poor		24% N=74
Please also rate each of the following in the Pasco County community.	Traffic flow on major streets	Excellent		1% N=2
		Good		19% N=58
		Fair		33% N=103
		Poor		47% N=148
	Ease of public parking	Excellent		5% N=14
		Good		36% N=104
		Fair		44% N=125
		Poor		15% N=44
	Ease of travel by car	Excellent		6% N=20
		Good		26% N=82
		Fair		40% N=126
		Poor		27% N=85
	Ease of travel by public transportation	Excellent		0% N=
		Good		16% N=20
		Fair		25% N=32
		Poor		59% N=75
	Ease of travel by bicycle	Excellent		4% N=7

























Please also rate each of the following in the Pasco County community.

Ease of travel by bicycle	Good		20% N=35
	Fair		25% N=43
	Poor		51% N=88
Ease of walking	Excellent		8% N=19
	Good		20% N=51
	Fair		33% N=84
	Poor		39% N=97
Well-planned residential growth	Excellent		6% N=15
	Good		20% N=55
	Fair		19% N=52
	Poor		55% N=148
Well-planned commercial growth	Excellent		4% N=12
	Good		25% N=67
	Fair		25% N=69
	Poor		46% N=124
Well-designed neighborhoods	Excellent		8% N=23
	Good		26% N=77
	Fair		34% N=100
	Poor		31% N=91
Preservation of the historical or cultural character of the community	Excellent		5% N=13
	Good		29% N=69
	Fair		35% N=84
	Poor		31% N=74
Public places where people want to spend time	Excellent		5% N=15

























Please also rate each of the following in the Pasco County community.

Public places where people want to spend time	Good		33% N=94
	Fair		36% N=103
	Poor		25% N=72
Variety of housing options	Excellent		4% N=11
	Good		33% N=97
	Fair		35% N=101
	Poor		28% N=82
Availability of affordable quality housing	Excellent		1% N=2
	Good		17% N=49
	Fair		30% N=84
	Poor		52% N=145
Overall quality of new development	Excellent		3% N=7
	Good		25% N=71
	Fair		35% N=99
	Poor		37% N=106
Overall appearance	Excellent		4% N=11
	Good		38% N=117
	Fair		38% N=118
	Poor		20% N=61
Cleanliness	Excellent		5% N=16
	Good		36% N=109
	Fair		40% N=123
	Poor		19% N=58
Water resources	Excellent		11% N=32

























Please also rate each of the following in the Pasco County community.

























Water resources	Good		40% N=121
	Fair		35% N=105
	Poor		15% N=46
Air quality	Excellent		14% N=42
	Good		52% N=154
	Fair		26% N=77
	Poor		8% N=25
Availability of paths and walking trails	Excellent		8% N=24
	Good		31% N=89
	Fair		41% N=118
	Poor		19% N=56
Fitness opportunities	Excellent		10% N=28
	Good		41% N=110
	Fair		37% N=100
	Poor		11% N=31
Recreational opportunities	Excellent		9% N=26
	Good		39% N=112
	Fair		39% N=111
	Poor		12% N=35
Availability of affordable quality food	Excellent		7% N=21
	Good		39% N=119
	Fair		35% N=106
	Poor		20% N=61
Availability of affordable quality health care	Excellent		10% N=30
























Please also rate each of the following in the Pasco County community.

Availability of affordable quality health care	Good		36% N=106
	Fair		29% N=83
	Poor		25% N=73
Availability of preventive health services	Excellent		8% N=20
	Good		39% N=106
	Fair		33% N=89
	Poor		20% N=53
Availability of affordable quality mental health care	Excellent		2% N=4
	Good		30% N=57
	Fair		27% N=51
	Poor		40% N=76
Opportunities to attend cultural/arts/music activities	Excellent		5% N=12
	Good		29% N=74
	Fair		43% N=111
	Poor		24% N=62
Community support for the arts	Excellent		5% N=11
	Good		34% N=69
	Fair		34% N=70
	Poor		27% N=56
Availability of affordable quality childcare/preschool	Excellent		3% N=5
	Good		32% N=50
	Fair		37% N=58
	Poor		27% N=42
K-12 education	Excellent		8% N=18

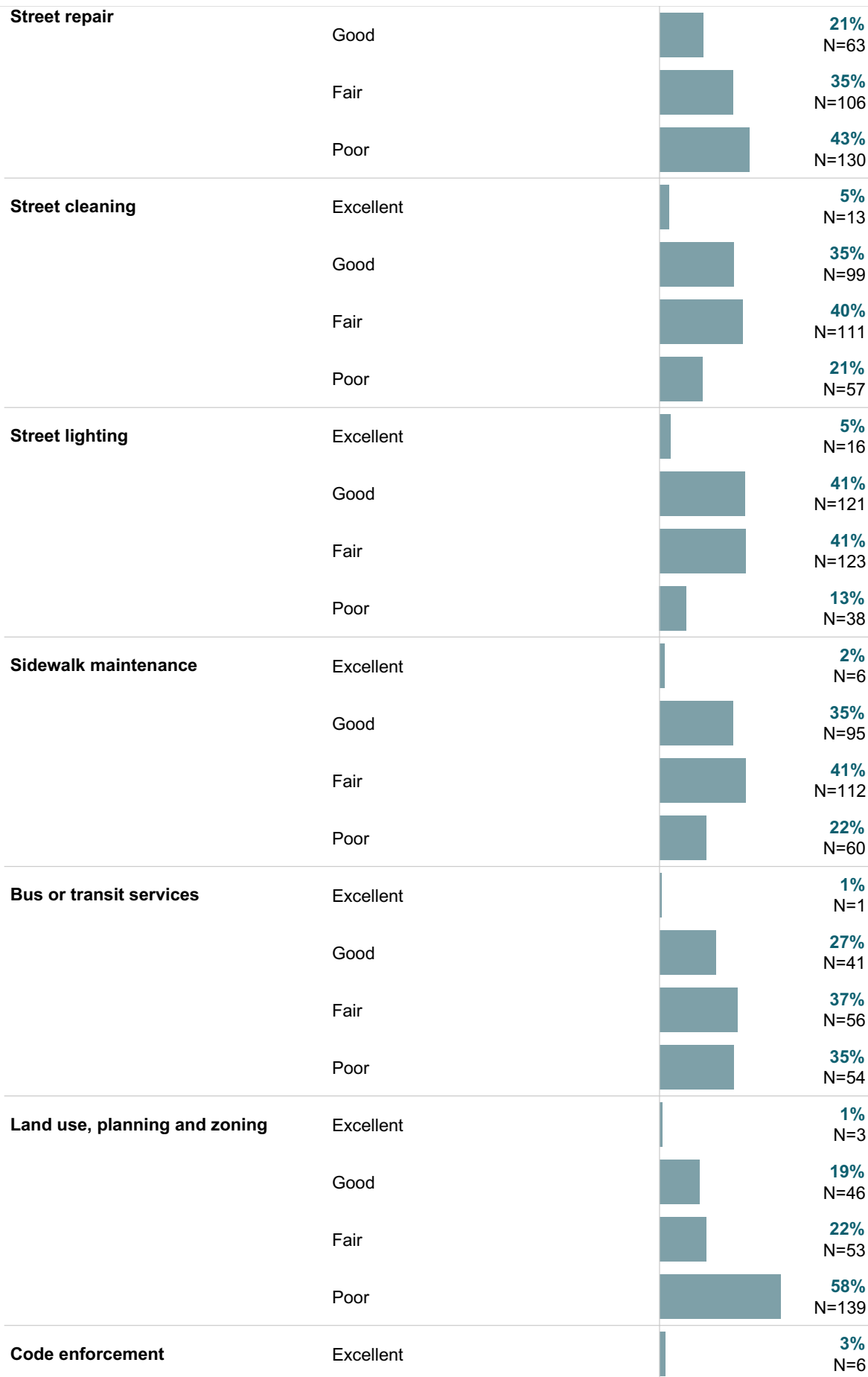
Please also rate each of K-12 education the following in the Pasco County community.

	Good		35% N=75
	Fair		29% N=62
	Poor		29% N=62
Adult educational opportunities	Excellent		2% N=3
	Good		30% N=50
	Fair		46% N=76
	Poor		22% N=35
Sense of civic/community pride	Excellent		2% N=6
	Good		31% N=84
	Fair		43% N=117
	Poor		24% N=65
Neighborliness of residents	Excellent		5% N=15
	Good		40% N=112
	Fair		41% N=118
	Poor		14% N=39
Opportunities to participate in social events and activities	Excellent		5% N=12
	Good		42% N=110
	Fair		33% N=86
	Poor		20% N=52
Opportunities to attend special events and festivals	Excellent		7% N=20
	Good		42% N=117
	Fair		38% N=105
	Poor		13% N=35
Opportunities to volunteer	Excellent		8% N=18

























Please also rate each of the following in the Pasco County community.	Opportunities to volunteer		Good		48% N=102
			Fair		36% N=77
			Poor		7% N=16
	Opportunities to participate in community matters		Excellent		5% N=11
			Good		36% N=80
			Fair		42% N=93
			Poor		17% N=38
	Openness and acceptance of the community toward people of diverse backgrounds		Excellent		6% N=13
			Good		50% N=111
			Fair		26% N=57
			Poor		19% N=42
Please indicate whether or not you have done each of the following in the last 12 months.	Contacted Pasco County for help or information		No		54% N=168
			Yes		46% N=143
	Contacted Pasco County elected officials to express your opinion		No		77% N=240
			Yes		23% N=70
	Attended a local public meeting		No		80% N=246
			Yes		20% N=62
	Watched a local public meeting		No		78% N=246
			Yes		22% N=68
	Volunteered your time to some group/activity		No		71% N=219
			Yes		29% N=89
	Campaigned or advocated for a local issue, cause, or candidate		No		88% N=270
			Yes		12% N=38
	Voted in your most recent local election		No		30% N=93

Please indicate whether or not you have done each of the following in the last 12 months.	Voted in your most recent local election	Yes		70% N=216
	Used public transportation instead of driving	No		92% N=289
		Yes		8% N=26
	Carpooled with other adults or children instead of driving alone	No		52% N=162
		Yes		48% N=153
Please rate the quality of each of the following services in Pasco County.	Walked or biked instead of driving	No		64% N=200
		Yes		36% N=110
	Public information services	Excellent		8% N=22
		Good		46% N=118
		Fair		36% N=93
		Poor		10% N=25
	Economic development	Excellent		3% N=8
		Good		39% N=101
		Fair		41% N=107
		Poor		16% N=42
	Traffic enforcement	Excellent		4% N=11
		Good		38% N=104
		Fair		26% N=73
		Poor		32% N=90
	Traffic signal timing	Excellent		4% N=12
		Good		31% N=96
		Fair		32% N=98
		Poor		32% N=99
	Street repair	Excellent		2% N=5

























Please rate the quality of each of the following services in Pasco County.



























Please rate the quality of each of the following services in Pasco County.

Code enforcement	Good		26% N=63
	Fair		32% N=80
	Poor		39% N=97
Garbage collection	Excellent		15% N=42
	Good		45% N=131
	Fair		27% N=77
	Poor		13% N=38
Drinking water	Excellent		7% N=20
	Good		41% N=118
	Fair		34% N=100
	Poor		18% N=53
Sewer services	Excellent		9% N=22
	Good		53% N=136
	Fair		29% N=74
	Poor		9% N=23
Storm water management	Excellent		9% N=23
	Good		47% N=128
	Fair		28% N=78
	Poor		16% N=45
Power (electric and/or gas) utility	Excellent		16% N=49
	Good		50% N=148
	Fair		26% N=77
	Poor		8% N=24
Utility billing	Excellent		10% N=30

























Please rate the quality of each of the following services in Pasco County.

























Utility billing	Good		41% N=119
	Fair		35% N=101
	Poor		13% N=38
Police/Sheriff services	Excellent		23% N=68
	Good		43% N=124
	Fair		23% N=67
	Poor		11% N=31
Crime prevention	Excellent		10% N=26
	Good		41% N=112
	Fair		37% N=102
	Poor		13% N=37
Animal control	Excellent		9% N=20
	Good		43% N=97
	Fair		29% N=65
	Poor		20% N=44
Ambulance or emergency medical services	Excellent		29% N=65
	Good		53% N=119
	Fair		17% N=38
	Poor		1% N=3
Fire services	Excellent		31% N=68
	Good		47% N=104
	Fair		21% N=47
	Poor		2% N=3
Fire prevention and education	Excellent		16% N=31

























Please rate the quality of each of the following services in Pasco County.





















Fire prevention and education	Good		47% N=92
	Fair		25% N=48
	Poor		12% N=23
Emergency preparedness	Excellent		17% N=44
	Good		51% N=130
	Fair		26% N=65
	Poor		6% N=16
Preservation of natural areas	Excellent		7% N=18
	Good		29% N=78
	Fair		28% N=74
	Poor		36% N=96
Pasco County open space	Excellent		4% N=11
	Good		31% N=75
	Fair		39% N=94
	Poor		26% N=63
Recycling	Excellent		6% N=15
	Good		32% N=81
	Fair		30% N=77
	Poor		33% N=84
Yard waste pick-up	Excellent		11% N=25
	Good		38% N=86
	Fair		33% N=74
	Poor		19% N=42
County parks	Excellent		12% N=32

























Please rate the quality of each of the following services in Pasco County.

























County parks	Good		55% N=149
	Fair		26% N=71
	Poor		6% N=17
Recreation programs or classes	Excellent		6% N=10
	Good		43% N=75
	Fair		39% N=68
	Poor		12% N=22
Recreation centers or facilities	Excellent		9% N=22
	Good		48% N=111
	Fair		32% N=74
	Poor		10% N=23
Health services	Excellent		11% N=29
	Good		51% N=130
	Fair		31% N=78
	Poor		6% N=16
Public library services	Excellent		25% N=62
	Good		54% N=131
	Fair		17% N=43
	Poor		4% N=9
Overall customer service by Pasco County employees	Excellent		20% N=53
	Good		47% N=129
	Fair		26% N=71
	Poor		7% N=19
The value of services for the taxes paid to Pasco County	Excellent		7% N=20

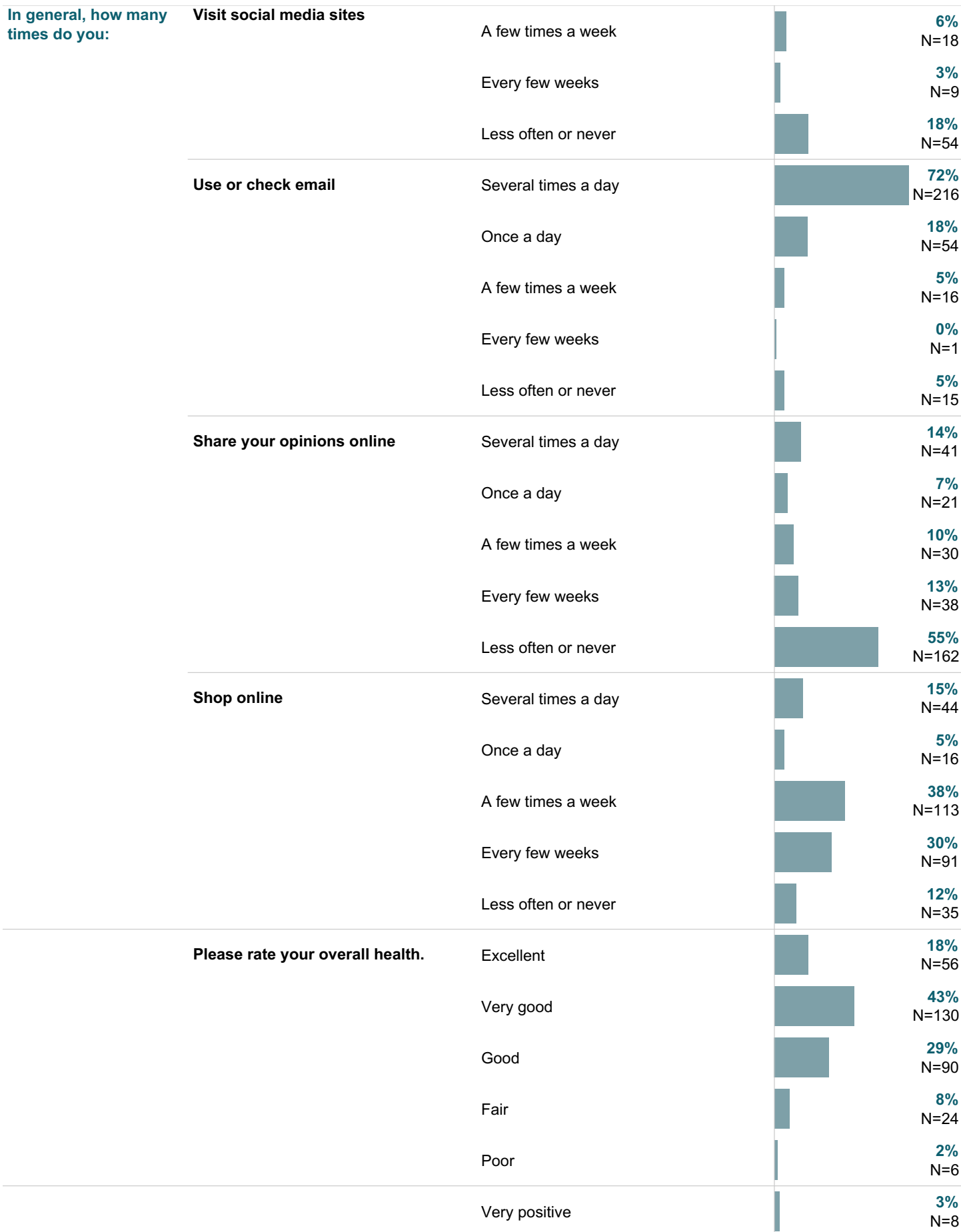
Please rate the following categories of Pasco County government performance.	The value of services for the taxes paid to Pasco County	Good		34% N=95
		Fair		29% N=82
		Poor		30% N=86
	The overall direction that Pasco County is taking	Excellent		4% N=10
		Good		35% N=92
		Fair		31% N=80
		Poor		30% N=80
	The job Pasco County government does at welcoming resident involvement	Excellent		6% N=12
		Good		35% N=70
		Fair		36% N=73
		Poor		24% N=48
	Overall confidence in Pasco County government	Excellent		4% N=12
		Good		34% N=89
		Fair		31% N=81
		Poor		31% N=83
	Generally acting in the best interest of the community	Excellent		6% N=16
		Good		31% N=82
		Fair		28% N=76
		Poor		35% N=94
	Being honest	Excellent		7% N=17
		Good		31% N=70
		Fair		34% N=77
		Poor		28% N=65
	Being open and transparent to the public	Excellent		8% N=17

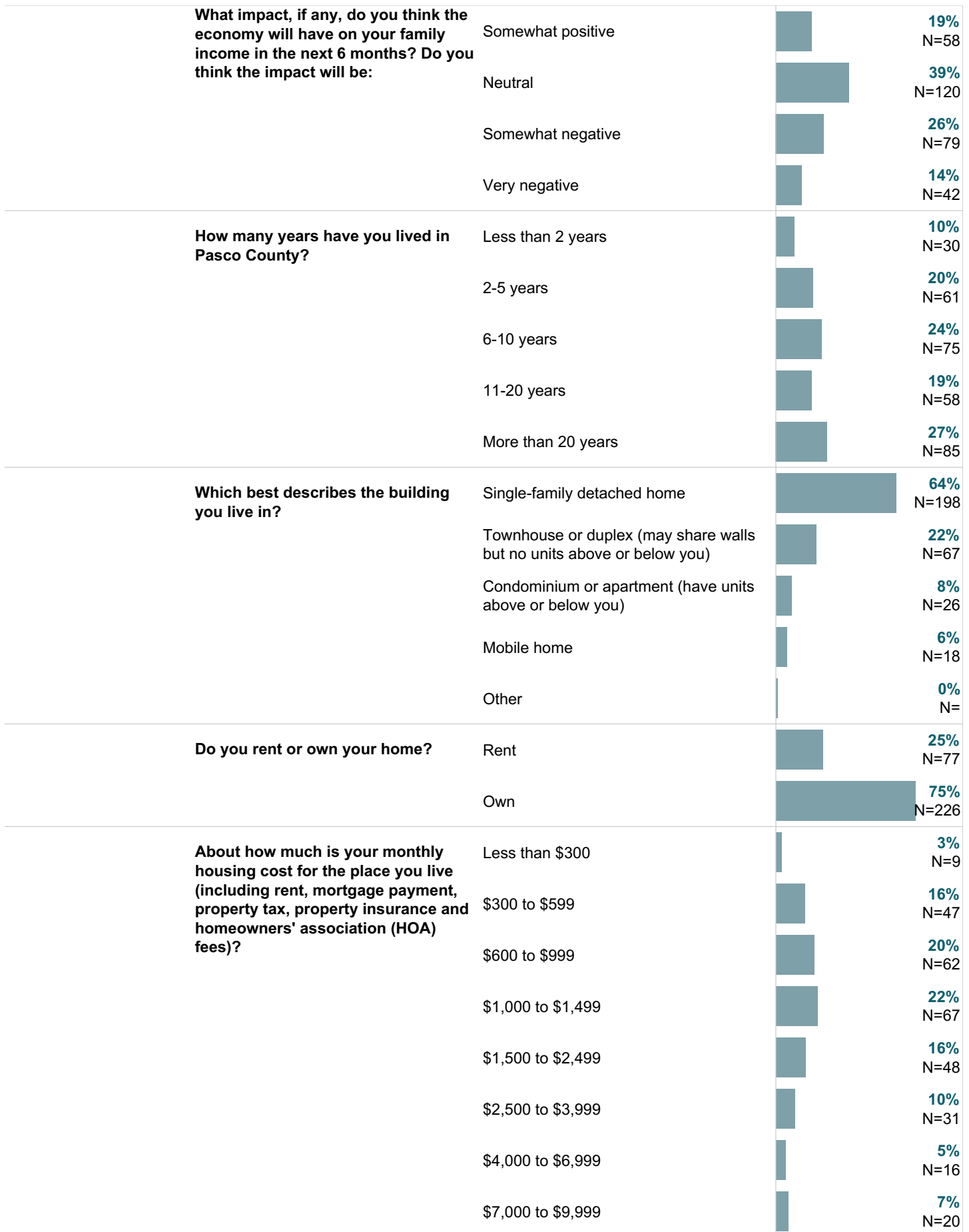
Please rate the following categories of Pasco County government performance.	Being open and transparent to the public	Good		27% N=58
		Fair		33% N=72
		Poor		32% N=70
	Informing residents about issues facing the community	Excellent		7% N=19
		Good		31% N=78
		Fair		32% N=81
		Poor		30% N=77
	Treating all residents fairly	Excellent		9% N=21
		Good		36% N=84
		Fair		32% N=74
		Poor		23% N=55
	Treating residents with respect	Excellent		10% N=24
		Good		42% N=105
		Fair		35% N=86
		Poor		13% N=33
Overall, how would you rate the quality of the services provided by each of the following?	Pasco County	Excellent		8% N=23
		Good		43% N=123
		Fair		33% N=95
		Poor		17% N=48
	The Federal Government	Excellent		5% N=15
		Good		23% N=67
		Fair		39% N=114
		Poor		32% N=93
Please rate how important, if at all, you	Overall economic health	Essential		38% N=114

























Please rate how important, if at all, you think it is for the Pasco County community to focus on each of the following in the coming two years.	Overall economic health	Very important		51% N=155
		Somewhat important		11% N=34
		Not at all important		0% N=1
	Overall quality of the transportation system	Essential		32% N=100
		Very important		39% N=120
		Somewhat important		26% N=80
		Not at all important		3% N=9
	Overall design or layout of residential and commercial areas	Essential		46% N=144
		Very important		35% N=110
		Somewhat important		17% N=54
		Not at all important		1% N=3
	Overall quality of the utility infrastructure	Essential		49% N=153
		Very important		41% N=128
		Somewhat important		9% N=29
	Overall feeling of safety	Essential		57% N=177
		Very important		37% N=116
		Somewhat important		5% N=16
		Not at all important		0% N=1
	Overall quality of natural environment	Essential		42% N=131
		Very important		42% N=131
		Somewhat important		14% N=44
		Not at all important		2% N=6
	Overall quality of parks and recreation opportunities	Essential		24% N=75
		Very important		45% N=140










Please rate how important, if at all, you think it is for the Pasco County community to focus on each of the following in the coming two years.	Overall quality of parks and recreation opportunities	Somewhat important		29% N=91
		Not at all important		2% N=5
	Overall health and wellness opportunities	Essential		30% N=92
		Very important		49% N=153
		Somewhat important		19% N=59
		Not at all important		2% N=7
	Overall opportunities for education, culture, and the arts	Essential		32% N=99
		Very important		43% N=133
		Somewhat important		23% N=72
		Not at all important		3% N=8
	Residents' connection and engagement with their community	Essential		19% N=59
		Very important		43% N=135
		Somewhat important		36% N=112
		Not at all important		2% N=5
Please rate the Pasco County government's performance (excluding schools and the Sheriff's Office) in carrying out its mission: Serving our community to create a better future.		Excellent		9% N=27
		Good		42% N=122
		Fair		32% N=94
		Poor		17% N=48
	Create a thriving community (manage growth and redevelopment, maintain transportation and utilities systems, and reduce flooding)	Excellent		9% N=27
		Good		33% N=97
		Fair		33% N=95
		Poor		25% N=73
	Enhance quality of life (promote safety, provide essential services, and preserve natural resources)	Excellent		7% N=20
		Good		34% N=97

<p>Pasco County government's vision is to become Florida's premier county. To that end, Pasco County's 2022-2025 Strategic Plan includes four focus areas (each supported by strategic goals) established by County Commissioners. Please rate Pasco County government's performance thus far in each of the following focus areas.</p>	<p>Enhance quality of life (promote safety, provide essential services, and preserve natural resources)</p>	Fair		37% N=104
		Poor		21% N=61
	<p>Stimulate economic growth (retain and attract local businesses, improve employment opportunities, and diversify economic investments)</p>	Excellent		9% N=25
		Good		43% N=115
		Fair		32% N=86
		Poor		16% N=44
	<p>Improve organizational performance (optimize and standardize processes to enhance services provided by the County)</p>	Excellent		9% N=21
		Good		42% N=105
		Fair		31% N=76
		Poor		19% N=46
	<p>Have you lived in any other Florida county (aside from Pasco County) within the last 10 years?</p>	No		59% N=181
		Yes		41% N=127
<p>In general, how many times do you:</p>	<p>Access the internet from your home</p>	Several times a day		67% N=202
		Once a day		15% N=43
		A few times a week		7% N=21
		Every few weeks		4% N=10
		Less often or never		8% N=23
	<p>Access the internet from your cell phone</p>	Several times a day		82% N=245
		Once a day		8% N=24
		A few times a week		3% N=9
		Every few weeks		1% N=2
		Less often or never		6% N=17
	<p>Visit social media sites</p>	Several times a day		58% N=175
		Once a day		14% N=42





Do any children 17 or under live in your household?	No		65% N=199
	Yes		35% N=106
Are you or any other members of your household aged 65 or older?	No		58% N=179
	Yes		42% N=128
How much do you anticipate your household's total income before taxes will be for the current year? (Please include in your total income money from all sources for all persons living in your household.)	Less than \$25,000		14% N=44
	\$25,000 to \$49,999		23% N=71
	\$50,000 to \$74,999		14% N=41
	\$75,000 to \$99,999		12% N=36
	\$100,000 to \$149,999		20% N=59
	\$150,000 to \$199,999		12% N=36
	\$200,000 to \$299,999		2% N=5
	\$300,000 or more		3% N=10
Are you of Hispanic, Latino/a/x, or Spanish origin?	No, not of Hispanic, Latino/a/x, or Spanish origin		84% N=254
	Yes, I consider myself to be of Hispanic, Latino/a/x, or Spanish origin		16% N=48
What is your race? (Mark one or more races to indicate what race you consider yourself to be.)	American Indian or Alaska Native		3% N=10
	Asian		2% N=6
	Black or African American		4% N=13
	Native Hawaiian or Other Pacific Islander		0% N=1
	White		82% N=252
	A race not listed		11% N=32
In which category is your age?	18-24 years		2% N=5
	25-34 years		16% N=50
	35-44 years		15% N=47
	45-54 years		20% N=61

In which category is your age?	55-64 years		14% N=44
	65-74 years		20% N=61
	75 years or older		14% N=42
What is your gender?	Woman		53% N=164
	Man		44% N=134
	Identify in another way		3% N=9
If you identify in another way, how would you describe your gender?	Agender/I don't identify with any gender		9% N=1
	Genderqueer/gender fluid		51% N=5
	Identify in another way		40% N=4

Methods (Open Participation)



As part of its participation in The National Community Survey™ (The NCS™), Pasco County conducted a survey of 316 residents. Survey invitations were mailed to randomly selected households and data were collected from November 15, 2023 to December 27, 2023. The results from this main survey effort represent the most robust estimate of your residents' opinions.

After the above data collection period was underway, a link to an online open participation survey was publicized by Pasco County. The open participation survey was identical to the probability sample survey with two small updates; it included a map at the beginning asking where the respondent lives and also a question about where they heard about the survey. The open participation survey was open to all Pasco County residents and became available on December 13, 2023. The survey remained open for 6 weeks and there were 1445 responses.

The open participation survey data were not collected through a random sample and it is unknown who in the community was aware of the survey; therefore, a level of confidence in the representativeness of the sample cannot be estimated. However, to reduce bias where possible, these data were statistically weighted to match the demographic characteristics of the 2020 Census and 2022 American Community Survey estimates for adults in Pasco County. The characteristics used for weighting were age, sex, race, Hispanic origin, housing type, housing tenure, and area. No adjustments were made for design effects. Weights were calculated using an iterative, multiplicative raking model known as the ANES Weighting Algorithm.¹⁸ The results of the weighting scheme for the open participation survey are presented in the following table.

		Unweighted	Weighted	Target ¹⁹
Age	18-34	8%	23%	23%
	35-54	40%	32%	32%
	55+	51%	45%	45%
Area	District 1	29%	23%	23%
	District 2	20%	18%	18%
	District 3	14%	20%	20%
	District 4	18%	19%	19%
	District 5	18%	20%	20%
Hispanic	No, not of Hispanic, Latino/a/x, or Spanish origin	93%	84%	84%
	Yes, I consider myself to be of Hispanic, Latino/a/x, or Spanish origin	7%	16%	16%
Housing type	Attached	14%	33%	33%















	Detached	86%	67%	67%
Race/ethnic..	Not white alone	16%	27%	27%
	White alone, not Hispanic or Latino	84%	73%	73%
Sex	Man	33%	48%	48%
	Woman	67%	52%	52%
Sex/age	Man 18-34	3%	12%	12%
	Man 35-54	13%	16%	16%
	Man 55+	17%	21%	21%
	Woman 18-34	6%	12%	12%
	Woman 35-54	30%	16%	16%
	Woman 55+	32%	24%	24%
Tenure	Own	91%	75%	75%
	Rent	9%	25%	25%

















18. Pasek, J. (2014). ANES Weighting Algorithm. Retrieved from <https://surveyinsights.org/wp-content/uploads/2014/07/Full-anesrake-paper.pdf>
















19. Targets come from the 2020 Census and 2022 American Community Survey.





Open Participation Survey Results

















This dashboard contains a complete set of responses to each question on the open participation survey. By default, "don't know" responses are excluded, but may be added to the table using the response filter to the right. In some tables, the percentages may not sum to 100%; this is either because the question permitted the respondent to "choose all that apply", or for a question that asked the respondent to select one answer, it is due to the customary practice of rounding values to the nearest whole number.

















Quality of Life	Please rate each of the following aspects of quality of life in Pasco County.	Pasco County as a place to live	Excellent		8% N=118
			Good		45% N=649
			Fair		33% N=477
			Poor		13% N=190
	The overall quality of life		Excellent		6% N=86
			Good		40% N=568
			Fair		39% N=555
			Poor		14% N=198
	Please indicate how likely or unlikely you are to do each of the following.	Recommend living in Pasco County to someone who asks	Very likely		14% N=192
			Somewhat likely		36% N=510
			Somewhat unlikely		20% N=286
			Very unlikely		30% N=427
	Remain in Pasco County for the next five years		Very likely		40% N=536
			Somewhat likely		29% N=392

Quality of Life	Please indicate how likely or unlikely you are to do each of the following.	Remain in Pasco County for the next five years	Somewhat unlikely		13% N=171
			Very unlikely		19% N=252
	Please rate each of the following in the Pasco County community.	Overall image or reputation	Excellent		4% N=59
			Good		24% N=330
			Fair		35% N=493
			Poor		37% N=518
Governance	Please rate the quality of each of the following services in Pasco County.	Public information services	Excellent		7% N=87
			Good		35% N=429
			Fair		39% N=474
			Poor		19% N=225
		Overall customer service by Pasco County employees	Excellent		18% N=224
			Good		42% N=538
			Fair		28% N=356
			Poor		13% N=162
	Please rate the following categories of Pasco County government performance.	The value of services for the taxes paid to Pasco County	Excellent		4% N=48
			Good		22% N=289

Governance	Please rate the following categories of Pasco County government performance.	The value of services for the taxes paid to Pasco County	Fair		35% N=469
			Poor		39% N=526
		The overall direction that Pasco County is taking	Excellent		3% N=39
			Good		15% N=202
			Fair		28% N=373
			Poor		54% N=729
		The job Pasco County government does at welcoming resident involvement	Excellent		5% N=50
			Good		20% N=221
			Fair		34% N=377
			Poor		41% N=454
		Overall confidence in Pasco County government	Excellent		2% N=32
			Good		18% N=240
			Fair		32% N=426
			Poor		48% N=641
		Generally acting in the best interest of the community	Excellent		3% N=46
			Good		15% N=198

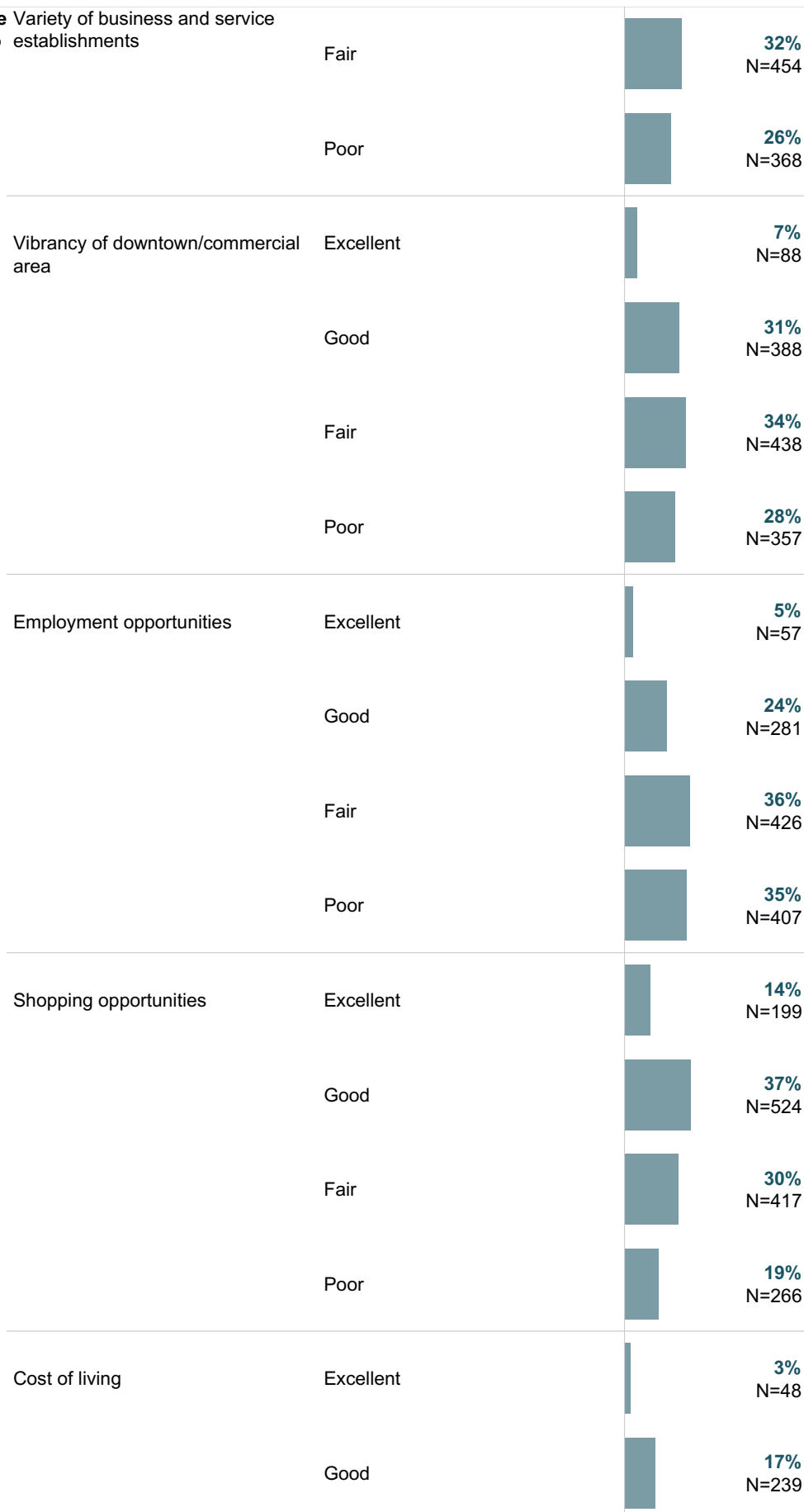
Governance	Please rate the following categories of Pasco County government performance.	Generally acting in the best interest of the community	Fair		28% N=374
			Poor		53% N=705
		Being honest	Excellent		4% N=47
			Good		19% N=222
			Fair		30% N=351
			Poor		46% N=539
		Being open and transparent to the public	Excellent		5% N=60
			Good		19% N=228
			Fair		27% N=322
			Poor		49% N=576
		Informing residents about issues facing the community	Excellent		3% N=43
			Good		19% N=245
			Fair		30% N=378
			Poor		48% N=614
		Treating all residents fairly	Excellent		5% N=57
			Good		26% N=284

















Governance	Please rate the following categories of Pasco County government performance.	Treating all residents fairly	Fair		30% N=328
			Poor		39% N=427
		Treating residents with respect	Excellent		9% N=100
			Good		31% N=356
			Fair		29% N=340
			Poor		31% N=359
	Overall, how would you rate the quality of the services provided by each of the following?	Pasco County	Excellent		5% N=74
			Good		32% N=441
			Fair		36% N=494
			Poor		27% N=372
		The Federal Government	Excellent		3% N=42
			Good		19% N=245
			Fair		36% N=475
			Poor		42% N=557
Economy	Please rate each of the following aspects of quality of life in Pasco County.	Pasco County as a place to work	Excellent		8% N=97
			Good		29% N=335

Economy	Please rate each of the following aspects of quality of life in Pasco County.	Pasco County as a place to work	Fair		34% N=400
			Poor		28% N=330
		Pasco County as a place to visit	Excellent		5% N=64
			Good		29% N=395
			Fair		38% N=514
			Poor		28% N=382
	Please rate each of the following characteristics as they relate to Pasco County as a whole.	Overall economic health	Excellent		5% N=70
			Good		31% N=425
			Fair		36% N=486
			Poor		28% N=376
	Please rate each of the following in the Pasco County community.	Overall quality of business and service establishments	Excellent		9% N=126
			Good		38% N=537
			Fair		38% N=543
			Poor		15% N=212
		Variety of business and service establishments	Excellent		9% N=131
			Good		33% N=459






Economy

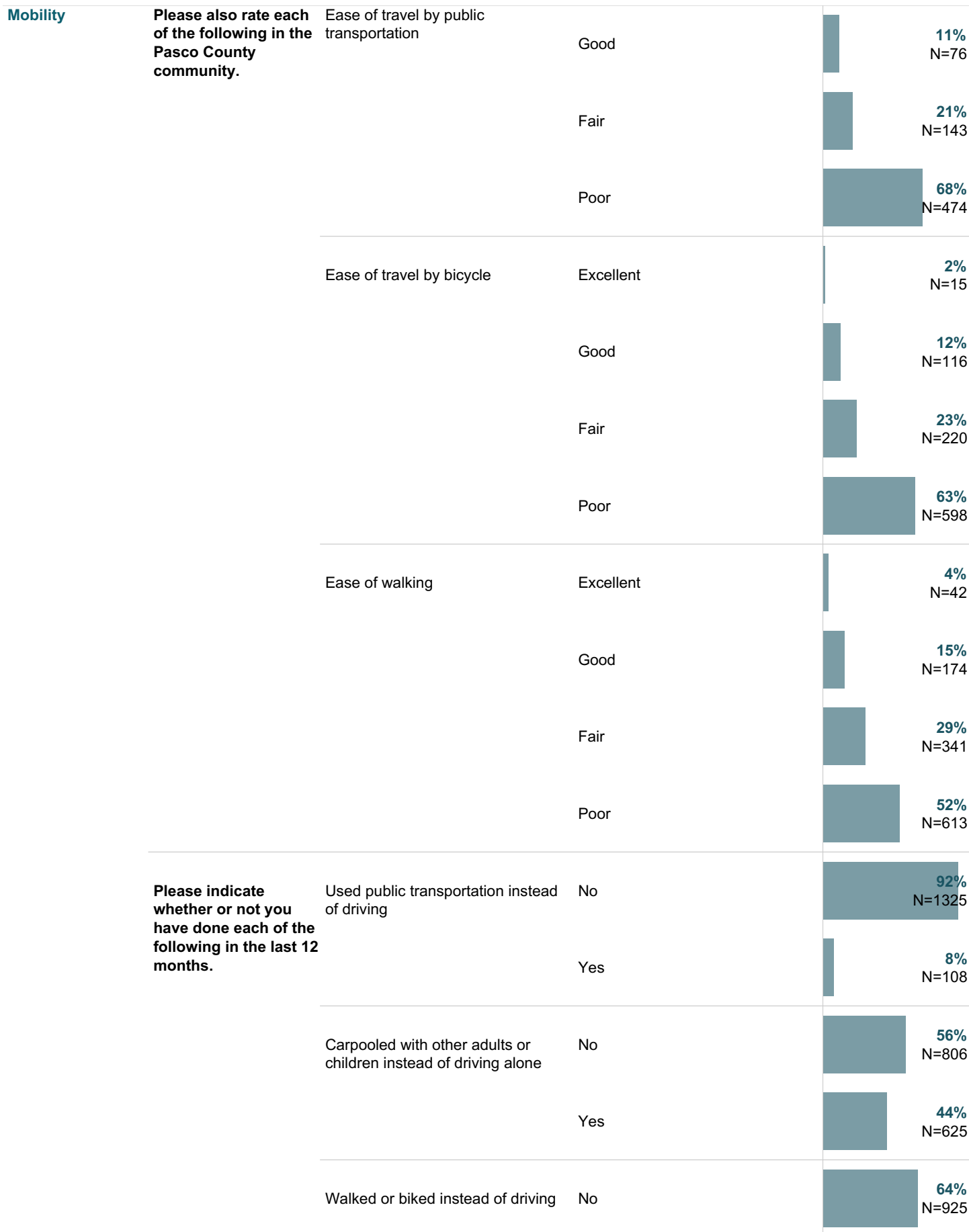
Please rate each of the following in the Pasco County community.



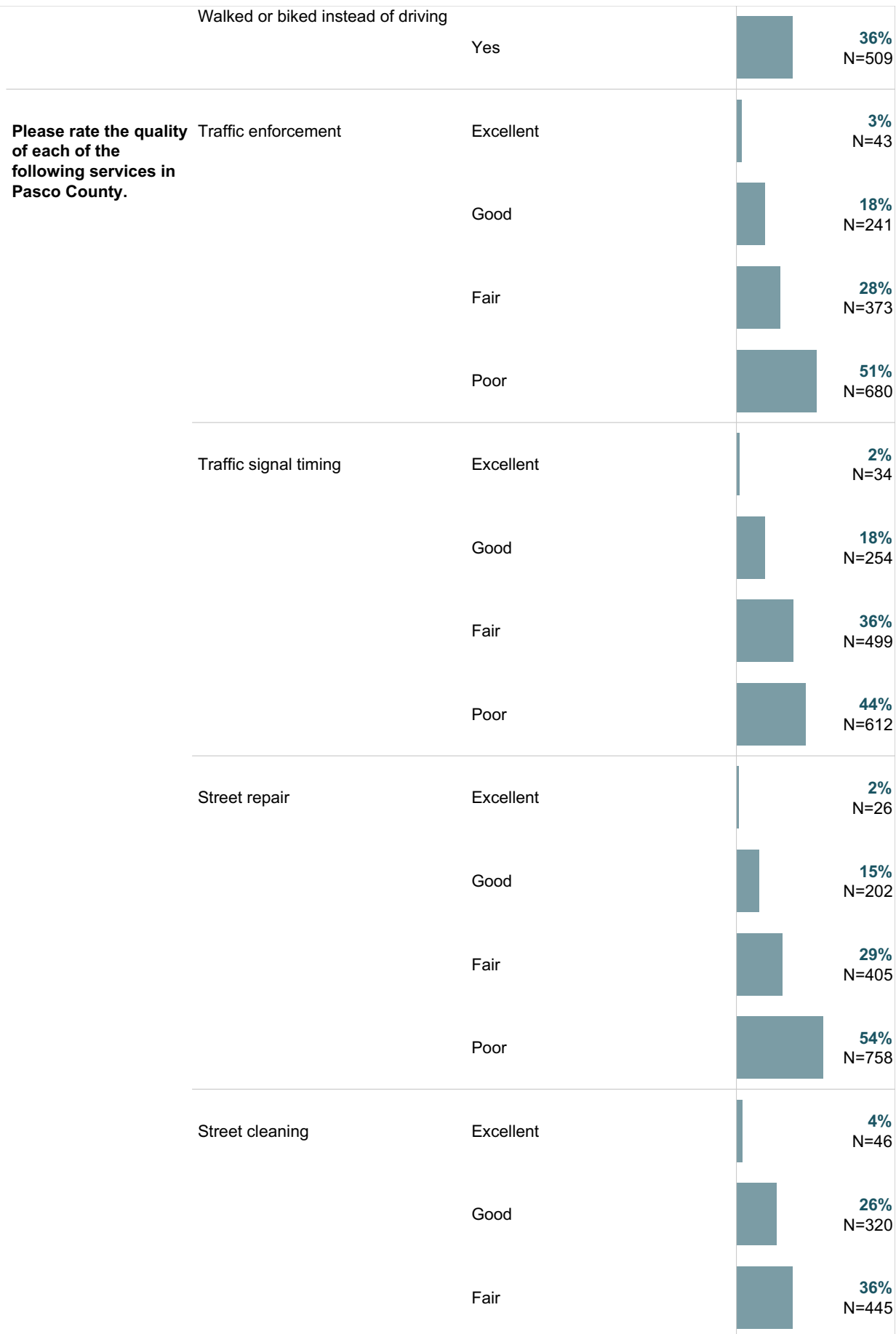
Economy	Please rate each of the following in the Pasco County community.	Cost of living	Fair		35% N=493
			Poor		45% N=632
	Please rate the quality of each of the following services in Pasco County.	Economic development	Excellent		4% N=52
			Good		24% N=302
			Fair		32% N=408
			Poor		40% N=515
	Please rate how important, if at all, you think it is for the Pasco County community to focus on each of the following in the coming two years.	Overall economic health	Essential		40% N=554
			Very important		44% N=612
			Somewhat important		14% N=195
			Not at all important		2% N=25
	What impact, if any, do you think the economy will have on your family income in the next 6 months? Do you think the impact will be:		Very positive		3% N=42
			Somewhat positive		12% N=176
			Neutral		34% N=483
			Somewhat negative		34% N=478
			Very negative		17% N=233
Mobility	Please rate each of the following characteristics as they relate to Pasco County as a whole.	Overall quality of the transportation system	Excellent		1% N=15

















Mobility

















Please rate each of the following characteristics as they relate to Pasco County as a whole.	Overall quality of the transportation system	Good		17% N=225
		Fair		29% N=377
		Poor		53% N=687
Please also rate each of the following in the Pasco County community.	Traffic flow on major streets	Excellent		2% N=25
		Good		10% N=139
		Fair		22% N=311
		Poor		67% N=964
	Ease of public parking	Excellent		6% N=76
		Good		26% N=340
		Fair		35% N=468
		Poor		34% N=446
	Ease of travel by car	Excellent		5% N=68
		Good		20% N=275
		Fair		31% N=432
		Poor		44% N=620
	Ease of travel by public transportation	Excellent		1% N=6

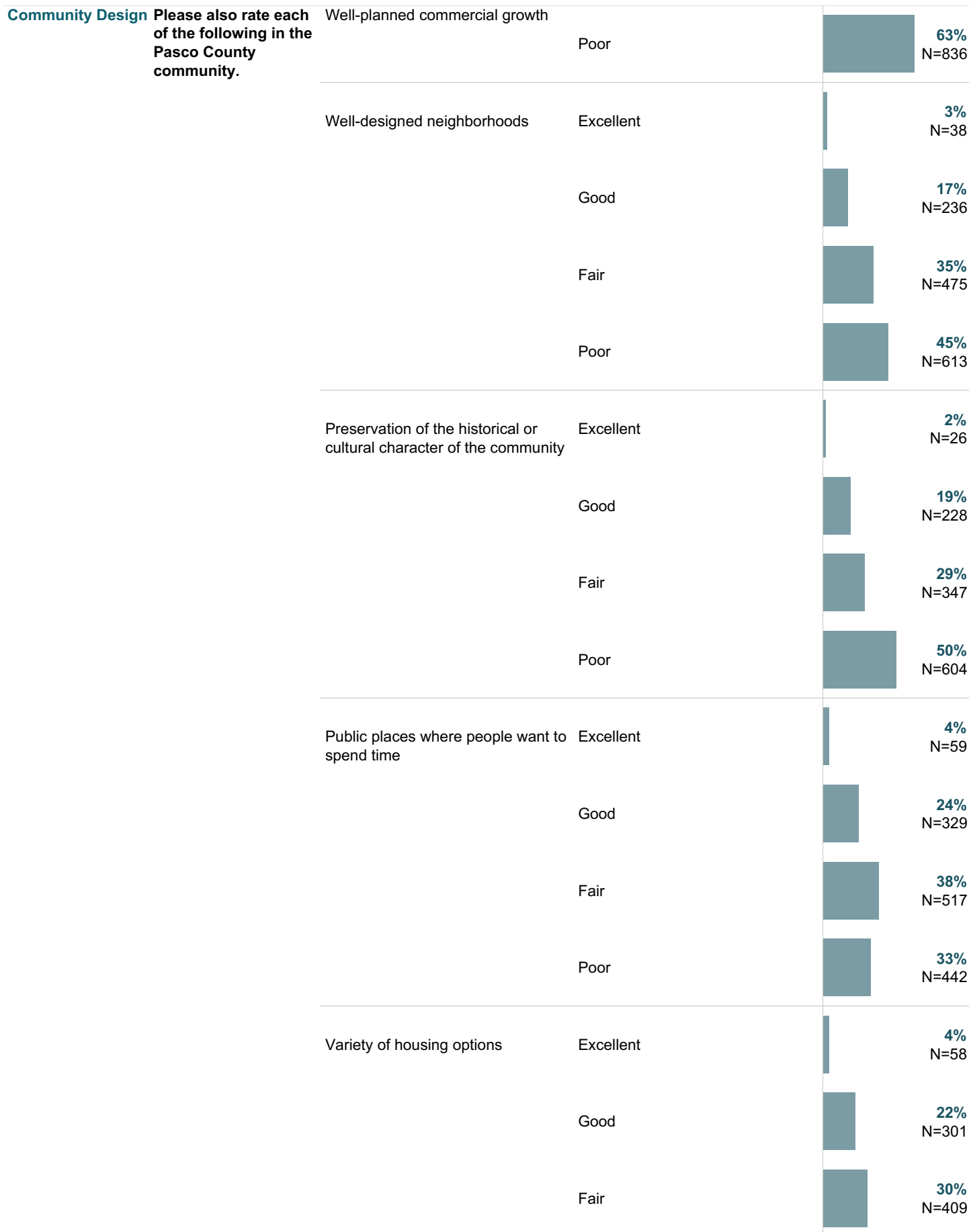


















Mobility

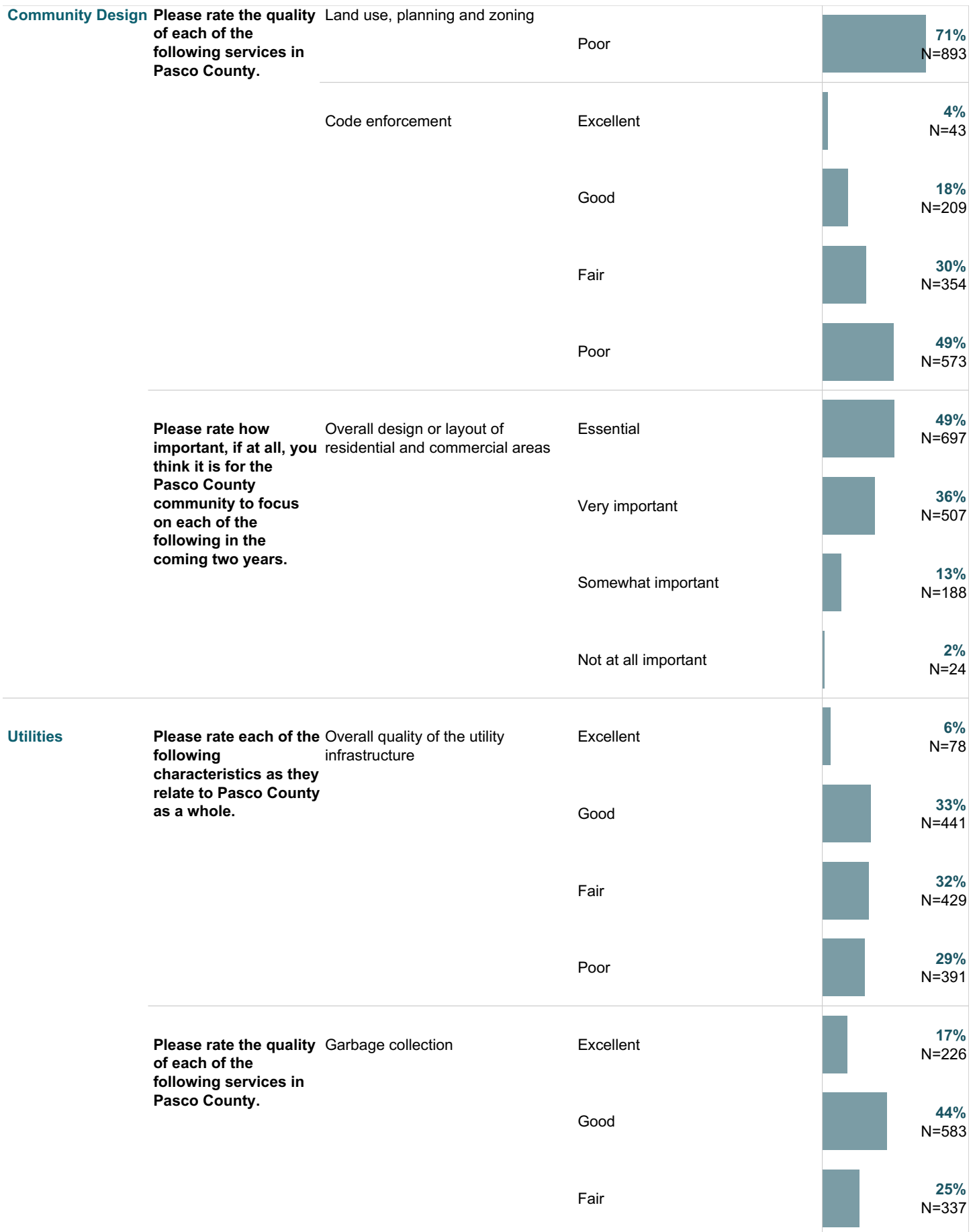


















Mobility	Please rate the quality of each of the following services in Pasco County.	Street cleaning	Poor		35% N=442
		Street lighting	Excellent		5% N=63
			Good		31% N=432
			Fair		38% N=528
			Poor		26% N=352
		Sidewalk maintenance	Excellent		4% N=53
			Good		26% N=331
			Fair		32% N=405
			Poor		37% N=463
		Bus or transit services	Excellent		3% N=20
			Good		20% N=132
			Fair		30% N=196
			Poor		46% N=297
	Please rate how important, if at all, you think it is for the Pasco County community to focus on each of the following in the coming two years.	Overall quality of the transportation system	Essential		38% N=538
			Very important		37% N=519
			Somewhat important		21% N=295


Mobility	community to focus on each of the following in the coming two years.	Overall quality of the transportation system	Not at all important		4% N=61
Community Design	Please rate each of the following aspects of quality of life in Pasco County.	Your neighborhood as a place to live	Excellent		23% N=319
			Good		43% N=603
			Fair		23% N=332
			Poor		11% N=158
	Please rate each of the following characteristics as they relate to Pasco County as a whole.	Overall design or layout of residential and commercial areas	Excellent		1% N=17
			Good		17% N=233
			Fair		31% N=429
			Poor		52% N=729
	Please also rate each of the following in the Pasco County community.	Well-planned residential growth	Excellent		2% N=22
			Good		8% N=113
			Fair		19% N=257
			Poor		71% N=965
		Well-planned commercial growth	Excellent		2% N=21
			Good		10% N=129
			Fair		26% N=348

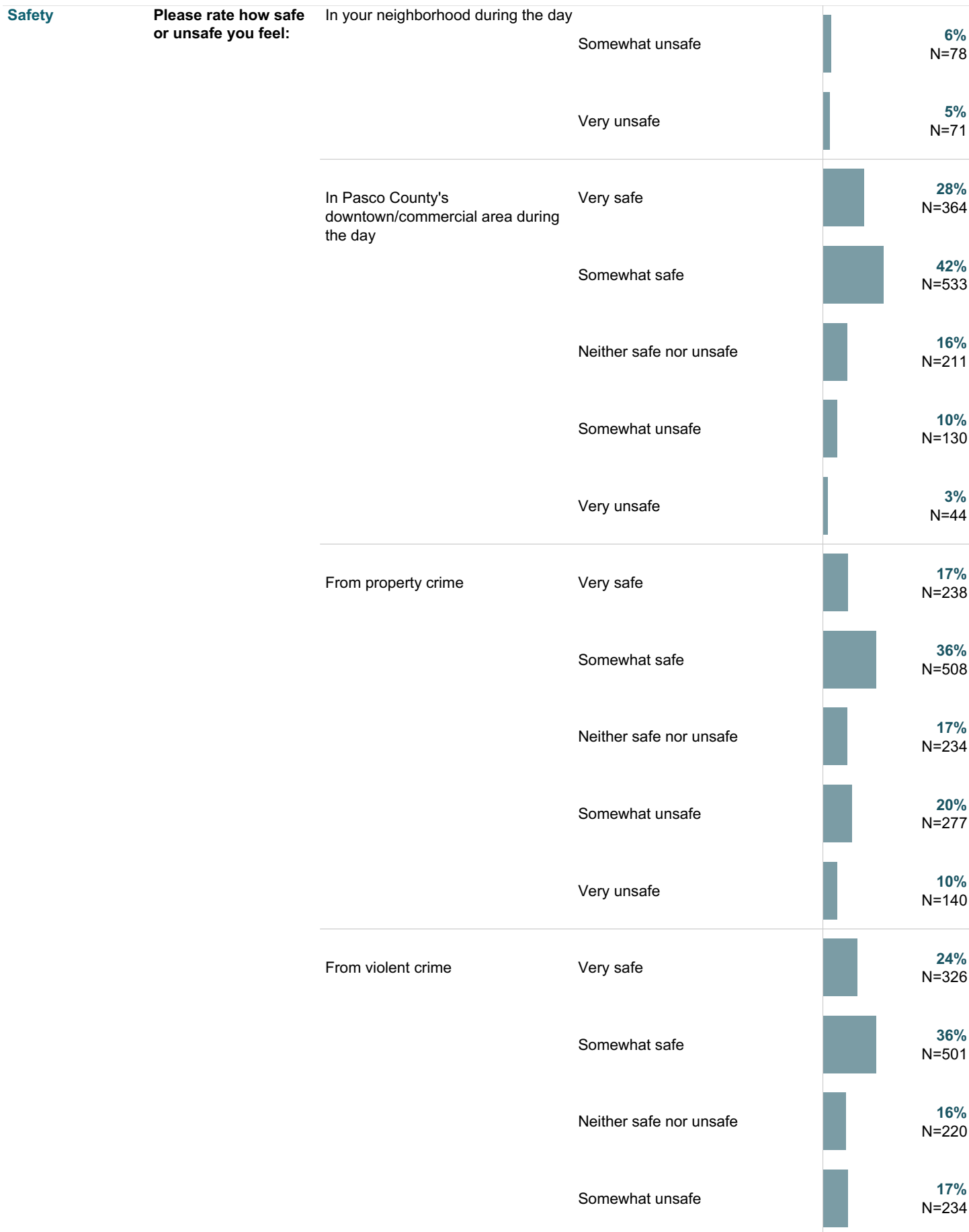


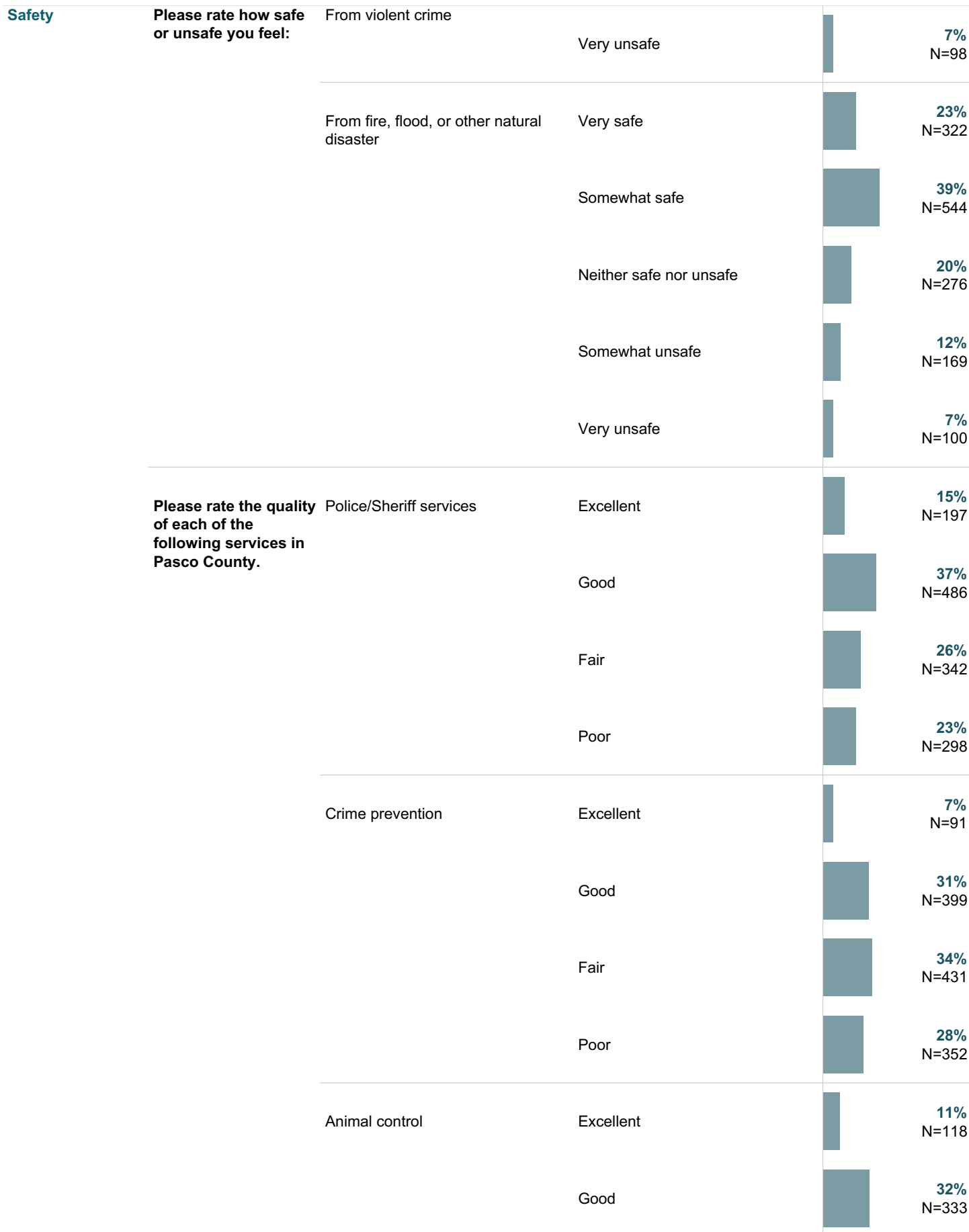
Community Design Please also rate each of the following in the Pasco County community.	Variety of housing options	Poor		43% N=584
		Excellent		1% N=15
		Good		10% N=124
		Fair		22% N=284
		Poor		68% N=881
	Overall quality of new development	Excellent		4% N=50
		Good		16% N=215
		Fair		29% N=395
		Poor		51% N=688
	Overall appearance	Excellent		3% N=44
		Good		24% N=344
		Fair		41% N=575
		Poor		32% N=446
Please rate the quality of each of the following services in Pasco County.	Land use, planning and zoning	Excellent		1% N=6
		Good		8% N=96
		Fair		21% N=271

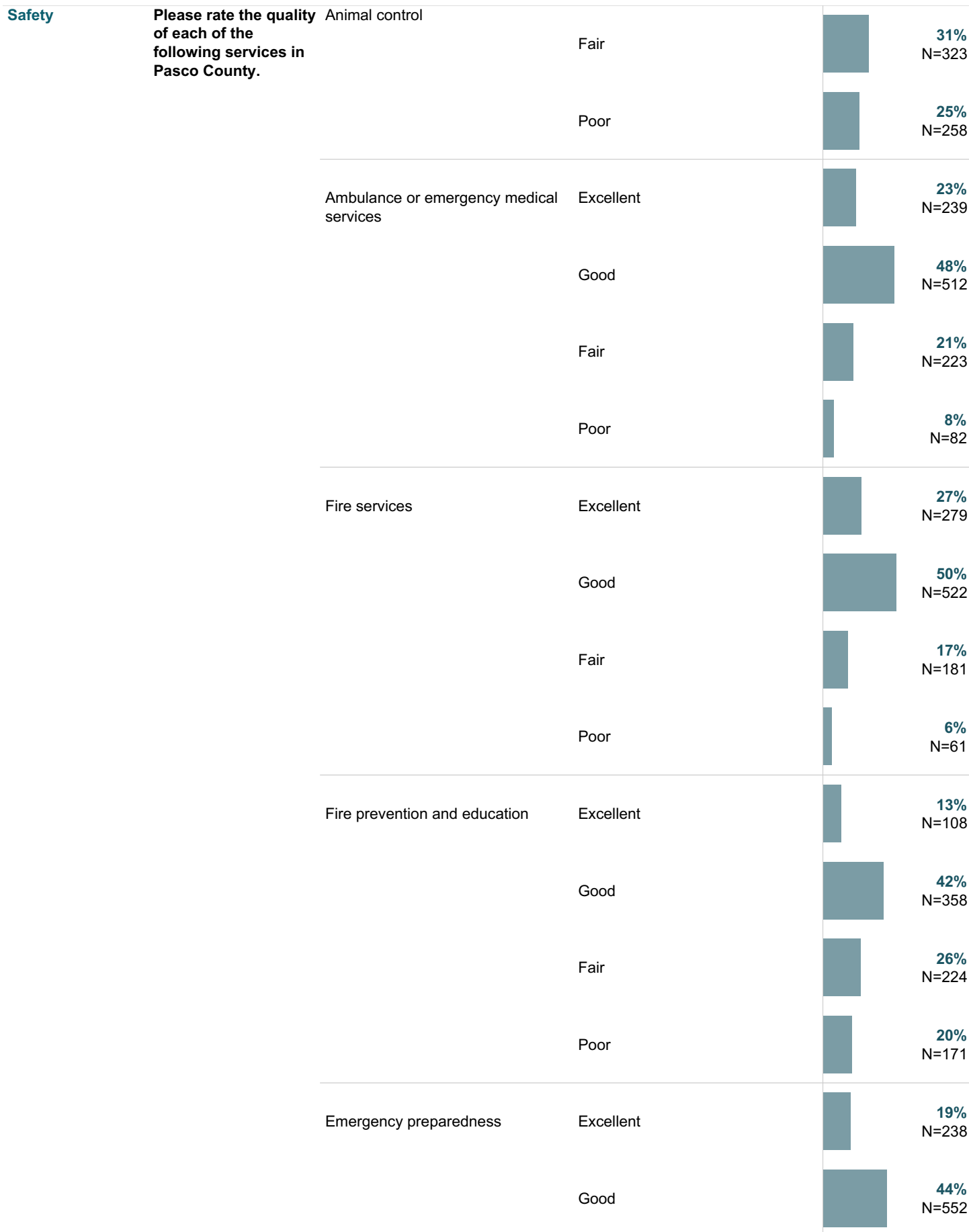


Utilities	Please rate the quality of each of the following services in Pasco County.	Garbage collection	Poor		14% N=180
		Drinking water	Excellent		11% N=143
			Good		37% N=492
			Fair		29% N=380
			Poor		23% N=301
		Sewer services	Excellent		16% N=188
			Good		43% N=515
			Fair		27% N=324
			Poor		14% N=165
		Storm water management	Excellent		10% N=123
			Good		39% N=488
			Fair		31% N=392
			Poor		21% N=259
		Power (electric and/or gas) utility	Excellent		16% N=229
			Good		48% N=662
			Fair		26% N=355

















Utilities	Please rate the quality of each of the following services in Pasco County.	Power (electric and/or gas) utility	Poor		10% N=145
		Utility billing	Excellent		11% N=143
			Good		38% N=495
			Fair		34% N=439
			Poor		17% N=226
	Please rate how important, if at all, you think it is for the Pasco County community to focus on each of the following in the coming two years.	Overall quality of the utility infrastructure	Essential		54% N=767
			Very important		37% N=526
			Somewhat important		8% N=107
			Not at all important		1% N=14
Safety	Please rate each of the following characteristics as they relate to Pasco County as a whole.	Overall feeling of safety	Excellent		7% N=98
			Good		32% N=449
			Fair		37% N=514
			Poor		24% N=344
	Please rate how safe or unsafe you feel:	In your neighborhood during the day	Very safe		47% N=672
			Somewhat safe		32% N=446
			Neither safe nor unsafe		11% N=150


















Safety	Please rate the quality of each of the following services in Pasco County.	Emergency preparedness	Fair	<div><div></div></div>	26% N=329	
			Poor	<div><div></div></div>	12% N=148	
	Please rate how important, if at all, you think it is for the Pasco County community to focus on each of the following in the coming two years.	Overall feeling of safety	Essential	<div><div></div></div>	48% N=684	
			Very important	<div><div></div></div>	39% N=545	
			Somewhat important	<div><div></div></div>	12% N=174	
			Not at all important	<div><div></div></div>	1% N=11	
	Natural environment	Please rate each of the following characteristics as they relate to Pasco County as a whole.	Overall quality of natural environment	Excellent	<div><div></div></div>	8% N=112
				Good	<div><div></div></div>	30% N=419
Fair				<div><div></div></div>	32% N=433	
Poor				<div><div></div></div>	30% N=410	
Please also rate each of the following in the Pasco County community.		Cleanliness	Excellent	<div><div></div></div>	4% N=57	
			Good	<div><div></div></div>	30% N=417	
			Fair	<div><div></div></div>	38% N=537	
			Poor	<div><div></div></div>	28% N=403	
		Water resources	Excellent	<div><div></div></div>	8% N=109	
			Good	<div><div></div></div>	34% N=462	

Natural environment	Please also rate each of the following in the Pasco County community.	Water resources	Fair		37% N=499
			Poor		21% N=292
		Air quality	Excellent		12% N=165
			Good		50% N=689
			Fair		27% N=366
			Poor		11% N=145
	Please rate the quality of each of the following services in Pasco County.	Preservation of natural areas	Excellent		4% N=58
			Good		15% N=200
			Fair		21% N=277
			Poor		60% N=789
		Pasco County open space	Excellent		4% N=46
			Good		18% N=230
			Fair		28% N=355
			Poor		51% N=644
		Recycling	Excellent		10% N=119
			Good		25% N=308

Natural environment	Please rate the quality of each of the following services in Pasco County.	Recycling	Fair		31% N=378
			Poor		34% N=422
		Yard waste pick-up	Excellent		12% N=124
			Good		29% N=296
			Fair		31% N=322
			Poor		29% N=298
	Please rate how important, if at all, you think it is for the Pasco County community to focus on each of the following in the coming two years.	Overall quality of natural environment	Essential		49% N=700
			Very important		39% N=547
			Somewhat important		11% N=153
			Not at all important		1% N=17
Parks and Recreation	Please rate each of the following characteristics as they relate to Pasco County as a whole.	Overall quality of parks and recreation opportunities	Excellent		12% N=170
			Good		37% N=508
			Fair		30% N=408
			Poor		21% N=281
	Please also rate each of the following in the Pasco County community.	Availability of paths and walking trails	Excellent		9% N=125
			Good		32% N=431

Parks and Recreation

Please also rate each of the following in the Pasco County community.

Availability of paths and walking trails

Fair



36%
N=473

Poor



23%
N=302

Fitness opportunities

Excellent



10%
N=122

Good



36%
N=464

Fair



37%
N=467

Poor



18%
N=223

Recreational opportunities

Excellent



10%
N=134

Good



35%
N=462

Fair



36%
N=480

Poor



19%
N=255

Please rate the quality of each of the following services in Pasco County.

County parks

Excellent



17%
N=226

Good



40%
N=527

Fair



32%
N=421

Poor



12%
N=153

Recreation programs or classes

Excellent

















12%
N=121

Good





































32%
N=308

Parks and Recreation	Please rate the quality of each of the following services in Pasco County.	Recreation programs or classes	Fair		37% N=363
			Poor		19% N=184
		Recreation centers or facilities	Excellent		14% N=150
			Good		37% N=408
			Fair		33% N=366
			Poor		16% N=171
	Please rate how important, if at all, you think it is for the Pasco County community to focus on each of the following in the coming two years.	Overall quality of parks and recreation opportunities	Essential		33% N=467
			Very important		42% N=600
			Somewhat important		23% N=327
			Not at all important		1% N=18
Health and wellness	Please rate each of the following characteristics as they relate to Pasco County as a whole.	Overall health and wellness opportunities	Excellent		8% N=112
			Good		37% N=486
			Fair		35% N=463
			Poor		20% N=259
	Please also rate each of the following in the Pasco County community.	Availability of affordable quality food	Excellent		6% N=83
			Good		30% N=428






Health and wellness

Please also rate each of the following in the Pasco County community.

Availability of affordable quality food	Fair		34% N=473
	Poor		30% N=425
	Excellent		8% N=110
	Good		32% N=426
Availability of affordable quality health care	Fair		33% N=431
	Poor		27% N=356
	Excellent		9% N=113
	Good		32% N=404
Availability of preventive health services	Fair		37% N=460
	Poor		22% N=282
	Excellent		4% N=36
	Good		20% N=182
Availability of affordable quality mental health care	Fair		26% N=242
	Poor		50% N=468
	Excellent		10% N=107
	Good		35% N=388
Please rate the quality of each of the following services in Pasco County.			
Health services	Excellent		10% N=107
	Good		35% N=388

Health and wellness	Please rate the quality of each of the following services in Pasco County.	Health services	Fair		37% N=410
			Poor		18% N=197
	Please rate how important, if at all, you think it is for the Pasco County community to focus on each of the following in the coming two years.	Overall health and wellness opportunities	Essential		27% N=384
			Very important		42% N=599
			Somewhat important		28% N=398
			Not at all important		2% N=28
	Please rate your overall health.		Excellent		21% N=299
			Very good		41% N=586
			Good		28% N=403
			Fair		7% N=103
			Poor		2% N=30
Education, Arts and Culture	Please rate each of the following characteristics as they relate to Pasco County as a whole.	Overall opportunities for education, culture, and the arts	Excellent		3% N=38
			Good		23% N=307
			Fair		39% N=507
			Poor		35% N=457
	Please also rate each of the following in the Pasco County community	Opportunities to attend cultural/arts/music activities	Excellent		4% N=51



Education, Arts and Culture	Please also rate each of the following in the Pasco County community.	Adult educational opportunities	Good		26% N=212
			Fair		35% N=287
			Poor		35% N=290
		Opportunities to attend special events and festivals	Excellent		6% N=82
			Good		33% N=441
			Fair		41% N=546
			Poor		20% N=265
	Please rate the quality of each of the following services in Pasco County.	Public library services	Excellent		29% N=322
			Good		44% N=495
			Fair		21% N=240
			Poor		5% N=58
	Please rate how important, if at all, you think it is for the Pasco County community to focus on each of the following in the coming two years.	Overall opportunities for education, culture, and the arts	Essential		28% N=392
			Very important		40% N=564
			Somewhat important		26% N=369
			Not at all important		5% N=75
Inclusivity and Engagement	Please rate each of the following aspects of quality of life in Pasco County	Pasco County as a place to raise children	Excellent		10% N=118

Inclusivity and Engagement

Please rate each of the following aspects of quality of life in Pasco County.

Pasco County as a place to raise children

Good



36%
N=449

Fair



32%
N=393

Poor



22%
N=277

Pasco County as a place to retire

Excellent



10%
N=127

Good



34%
N=431

Fair



30%
N=386

Poor



26%
N=338

Sense of community

Excellent



5%
N=71

Good



28%
N=390

Fair



34%
N=476

Poor



33%
N=455

Please rate each of the following characteristics as they relate to Pasco County as a whole.

Residents' connection and engagement with their community

Excellent



3%
N=37

Good



22%
N=294

Fair



43%
N=582

Poor



33%
N=452

Please rate the job you feel the Pasco County community does at each of the following.

Making all residents feel welcome

















Excellent






















7%
N=94

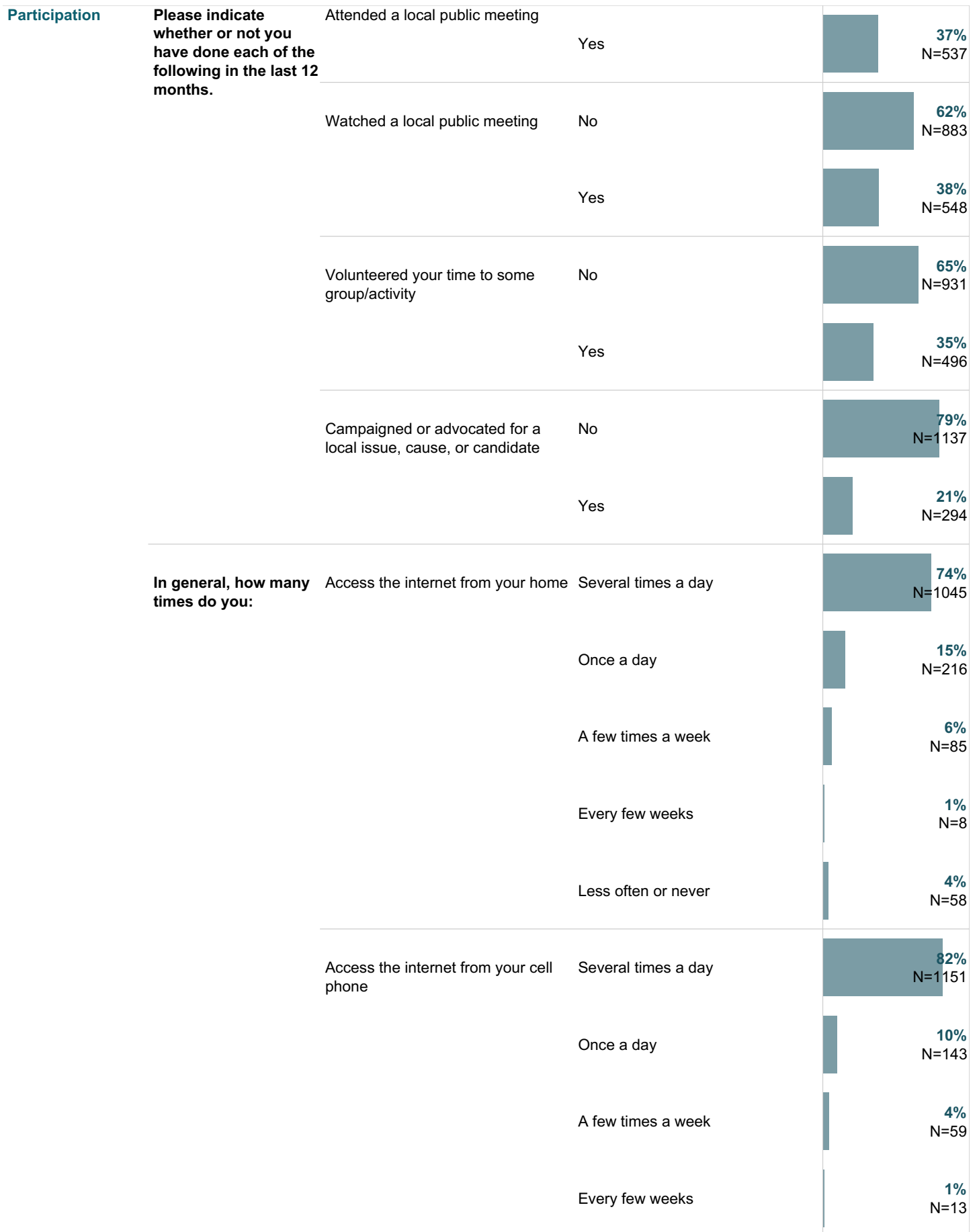
Inclusivity and Engagement

















Please rate the job you feel the Pasco County community does at each of the following.

















Making all residents feel welcome	Good		31% N=398
	Fair		40% N=515
	Poor		23% N=294
Attracting people from diverse backgrounds	Excellent		13% N=157
	Good		33% N=382
	Fair		32% N=380
	Poor		22% N=255
Valuing/respecting residents from diverse backgrounds	Excellent		13% N=153
	Good		34% N=391
	Fair		32% N=367
	Poor		22% N=252
Taking care of vulnerable residents	Excellent		5% N=59
	Good		19% N=233
	Fair		28% N=336
	Poor		49% N=595
Sense of civic/community pride	Excellent		4% N=47

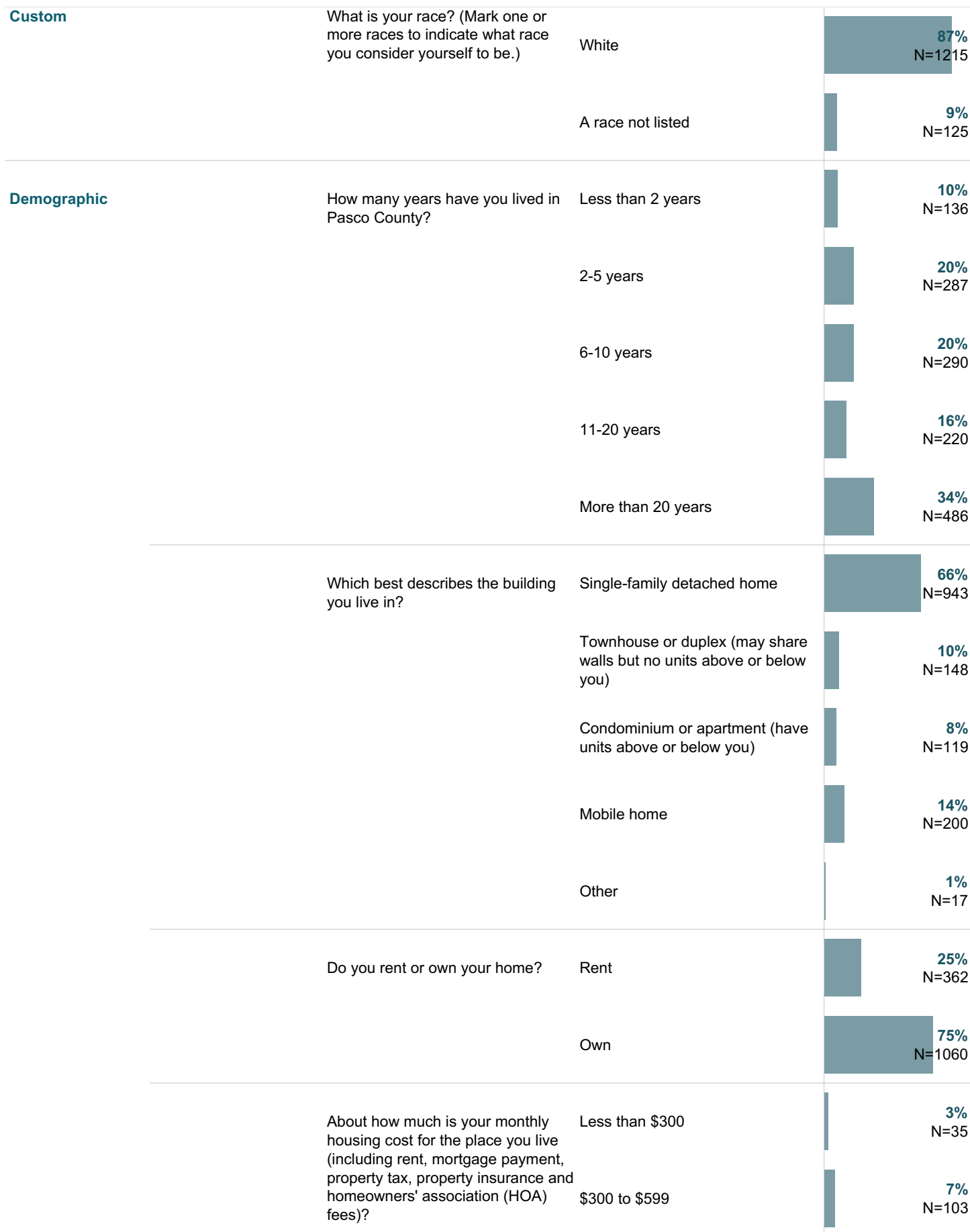
Inclusivity and Engagement	Please also rate each of the following in the Pasco County community.	Sense of civic/community pride			
			Good		21% N=258
			Fair		36% N=454
			Poor		39% N=492
		Neighborhoodliness of residents			
			Excellent		7% N=92
			Good		25% N=346
			Fair		40% N=549
			Poor		28% N=375
		Opportunities to participate in social events and activities			
			Excellent		4% N=56
			Good		30% N=393
			Fair		42% N=546
			Poor		23% N=299
		Opportunities to volunteer			
			Excellent		11% N=117
			Good		39% N=411
			Fair		37% N=395
			Poor		13% N=134
		Opportunities to participate in community matters			
			Excellent		4% N=44

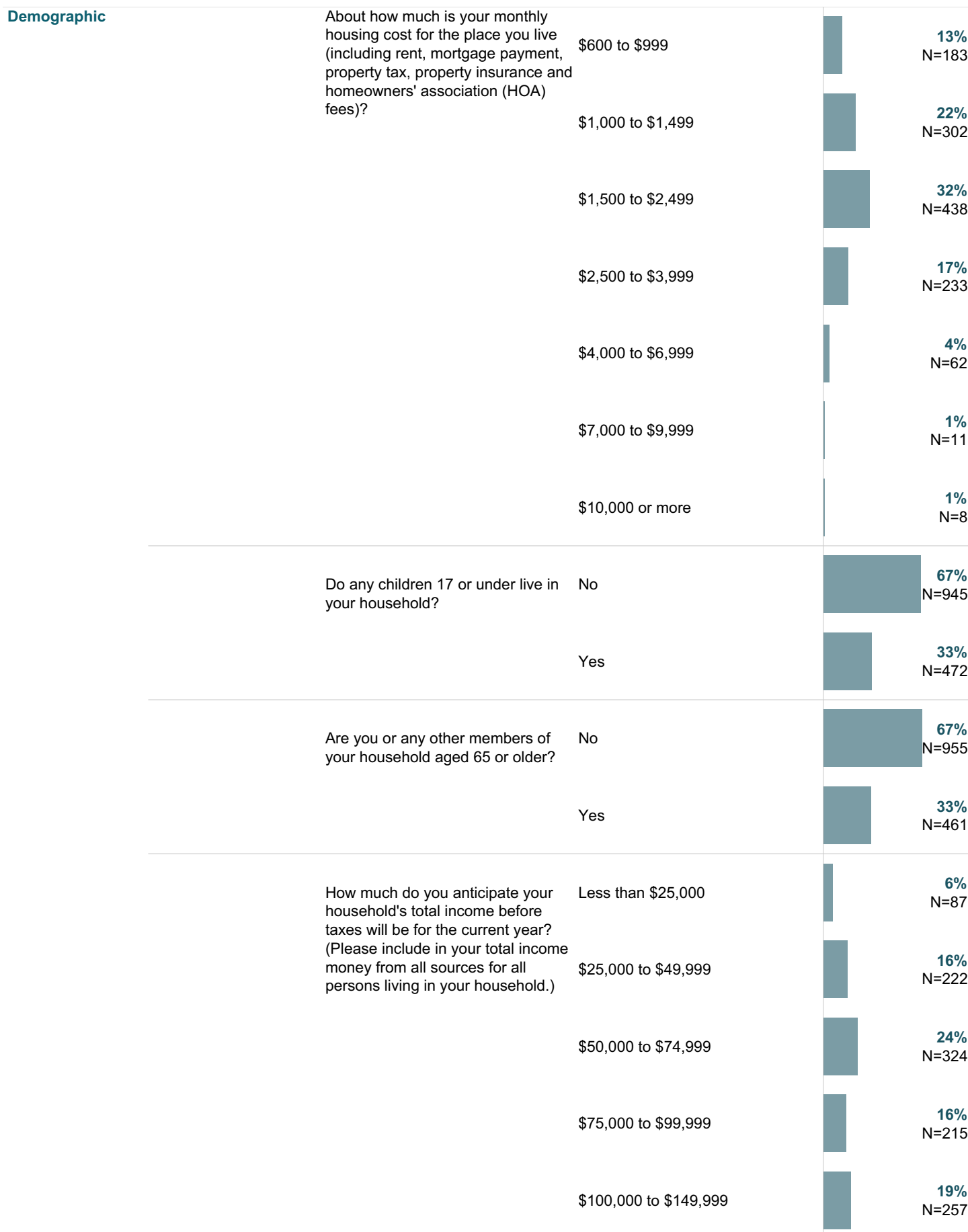
Inclusivity and Engagement	Please also rate each of the following in the Pasco County community.	Opportunities to participate in community matters	Good		30% N=326
			Fair		39% N=430
			Poor		27% N=302
		Openness and acceptance of the community toward people of diverse backgrounds	Excellent		11% N=121
			Good		30% N=331
			Fair		35% N=377
			Poor		24% N=260
	Please rate how important, if at all, you think it is for the Pasco County community to focus on each of the following in the coming two years.	Residents' connection and engagement with their community	Essential		21% N=302
			Very important		40% N=573
			Somewhat important		34% N=488
			Not at all important		4% N=53
Participation	Please indicate whether or not you have done each of the following in the last 12 months.	Contacted Pasco County for help or information	No		50% N=709
			Yes		50% N=720
		Contacted Pasco County elected officials to express your opinion	No		72% N=1029
			Yes		28% N=405
		Attended a local public meeting	No		63% N=898



















Participation	In general, how many times do you:	Access the internet from your cell phone	Less often or never		3% N=37
		Use or check email	Several times a day		72% N=1011
			Once a day		22% N=307
			A few times a week		5% N=71
			Every few weeks		1% N=8
			Less often or never		1% N=12
Custom	Please rate the Pasco County government's performance (excluding schools and the Sheriff's Office) in carrying out its mission: Serving our community to create a better future.		Excellent		7% N=98
			Good		30% N=406
			Fair		35% N=469
			Poor		28% N=378
	Pasco County government's vision is to become Florida's premier county. To that end, Pasco County's 2022-2025 Strategic Plan includes four focus areas (each supported by strategic goals) established by County Commissioners. Please rate Pasco County government's performance thus far in each of the following focus areas.	Create a thriving community (manage growth and redevelopment, maintain transportation and utilities systems, and reduce flooding)	Excellent		6% N=91
			Good		20% N=276
			Fair		27% N=381
			Poor		46% N=650
		Enhance quality of life (promote safety, provide essential services, and preserve natural resources)	Excellent		8% N=109
			Good		23% N=313

Custom	<p>Pasco County government's vision is to become Florida's premier county. To that end, Pasco County's 2022-2025 Strategic Plan includes four focus areas (each supported by strategic goals) established by County Commissioners. Please rate Pasco County government's performance thus far in each of the following focus areas.</p>	Enhance quality of life (promote safety, provide essential services, and preserve natural resources)	Fair		30% N=412
			Poor		40% N=556
		Stimulate economic growth (retain and attract local businesses, improve employment opportunities, and diversify economic investments)	Excellent		10% N=128
			Good		28% N=383
			Fair		33% N=441
			Poor		29% N=396
		Improve organizational performance (optimize and standardize processes to enhance services provided by the County)	Excellent		6% N=77
			Good		27% N=330
			Fair		37% N=444
			Poor		30% N=361
		Have you lived in any other Florida county (aside from Pasco County) within the last 10 years?	No		63% N=904
			Yes		37% N=526
		What is your race? (Mark one or more races to indicate what race you consider yourself to be.)	American Indian or Alaska Native		5% N=75
			Asian		2% N=33
			Black or African American		4% N=54
			Native Hawaiian or Other Pacific Islander		0% N=6

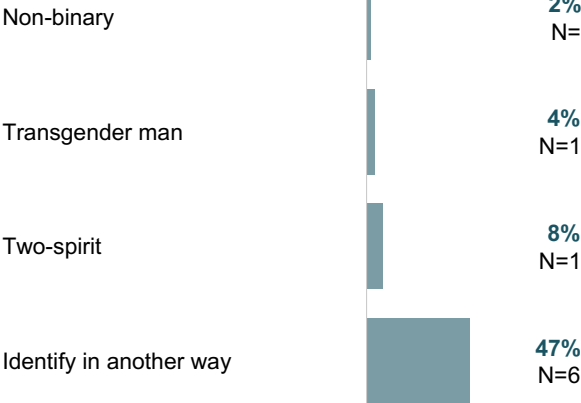




Demographic	How much do you anticipate your household's total income before taxes will be for the current year? (Please include in your total income money from all sources for all persons living in your household.)			
		\$150,000 to \$199,999		10% N=139
		\$200,000 to \$299,999		6% N=80
		\$300,000 or more		3% N=36
	Are you of Hispanic, Latino/a/x, or Spanish origin?			
		No, not of Hispanic, Latino/a/x, or Spanish origin		84% N=1168
		Yes, I consider myself to be of Hispanic, Latino/a/x, or Spanish origin		16% N=220
	In which category is your age?			
		18-24 years		5% N=66
		25-34 years		19% N=269
		35-44 years		17% N=235
		45-54 years		16% N=227
		55-64 years		22% N=306
		65-74 years		17% N=236
		75 years or older		6% N=80
	What is your gender?			
		Woman		51% N=728
		Man		48% N=685
		Identify in another way		1% N=13
	If you identify in another way, how would you describe your gender?			
		Agender/I don't identify with any gender		39% N=5

Demographic

If you identify in another way, how would you describe your gender?





November 2023

Dear Pasco County Resident:

Please help us shape the future of Pasco County! You have been selected at random to participate in the 2023 Pasco County Community Survey. **If you've already completed the survey online, thank you. Please do not respond twice.**

Please take a few minutes to fill out the enclosed survey. Your participation in this survey is very important—especially since your household is one of only a small number being surveyed. Your feedback will help Pasco make decisions that affect our county.

A few things to remember:

- **Your responses are confidential and no identifying information will be shared.**
- In order to hear from a diverse group of residents, the adult 18 years or older in your household who most recently had a birthday should complete this survey.
- **You may return the survey by mail in the enclosed postage-paid envelope, or you can complete the survey online at:**

<https://polco.us/xxplaceholder>

Please do not share your survey link. This survey is for randomly selected households only. The County will conduct a separate survey that is open to all residents just a few weeks from now.

If you have any questions about the survey, please call 727-484-3059 ext. 7637.

Thank you for your time and participation!

Sincerely,

Jack Mariano
Chairman, Board of County Commissioners

QR CODE HERE

The Pasco County 2023 Community Survey

Please complete this survey if you are the adult (age 18 or older) in the household who most recently had a birthday (the year of birth does not matter). Your responses are confidential and no identifying information will be shared.

1. Please rate each of the following aspects of quality of life in Pasco County.

	<u>Excellent</u>	<u>Good</u>	<u>Fair</u>	<u>Poor</u>	<u>Don't know</u>
Pasco County as a place to live.....	1	2	3	4	5
Your neighborhood as a place to live	1	2	3	4	5
Pasco County as a place to raise children.....	1	2	3	4	5
Pasco County as a place to work.....	1	2	3	4	5
Pasco County as a place to visit.....	1	2	3	4	5
Pasco County as a place to retire.....	1	2	3	4	5
The overall quality of life in Pasco County.....	1	2	3	4	5
Sense of community.....	1	2	3	4	5

2. Please rate each of the following characteristics as they relate to Pasco County as a whole.

	<u>Excellent</u>	<u>Good</u>	<u>Fair</u>	<u>Poor</u>	<u>Don't know</u>
Overall economic health of Pasco County	1	2	3	4	5
Overall quality of the transportation system (auto, bicycle, foot, bus) in Pasco County	1	2	3	4	5
Overall design or layout of Pasco County's residential and commercial areas (e.g., homes, buildings, streets, parks, etc.)	1	2	3	4	5
Overall quality of the utility infrastructure in Pasco County (water, sewer, storm water)	1	2	3	4	5
Overall feeling of safety in Pasco County.....	1	2	3	4	5
Overall quality of natural environment in Pasco County.....	1	2	3	4	5
Overall quality of parks and recreation opportunities.....	1	2	3	4	5
Overall health and wellness opportunities in Pasco County.....	1	2	3	4	5
Overall opportunities for education, culture, and the arts.....	1	2	3	4	5
Residents' connection and engagement with their community	1	2	3	4	5

3. Please indicate how likely or unlikely you are to do each of the following.

	<u>Very likely</u>	<u>Somewhat likely</u>	<u>Somewhat unlikely</u>	<u>Very unlikely</u>	<u>Don't know</u>
Recommend living in Pasco County to someone who asks	1	2	3	4	5
Remain in Pasco County for the next five years.....	1	2	3	4	5

4. Please rate how safe or unsafe you feel:

	<u>Very safe</u>	<u>Somewhat safe</u>	<u>Neither safe nor unsafe</u>	<u>Somewhat unsafe</u>	<u>Very unsafe</u>	<u>Don't know</u>
In your neighborhood during the day.....	1	2	3	4	5	6
In Pasco County's downtown/commercial area during the day	1	2	3	4	5	6
From property crime.....	1	2	3	4	5	6
From violent crime.....	1	2	3	4	5	6
From fire, flood, or other natural disaster	1	2	3	4	5	6

5. Please rate the job you feel the Pasco County community does at each of the following.

	<u>Excellent</u>	<u>Good</u>	<u>Fair</u>	<u>Poor</u>	<u>Don't know</u>
Making all residents feel welcome	1	2	3	4	5
Attracting people from diverse backgrounds.....	1	2	3	4	5
Valuing/respecting residents from diverse backgrounds.....	1	2	3	4	5
Taking care of vulnerable residents (elderly, disabled, homeless, etc.).....	1	2	3	4	5

6. Please rate each of the following in the Pasco County community.

	<u>Excellent</u>	<u>Good</u>	<u>Fair</u>	<u>Poor</u>	<u>Don't know</u>
Overall quality of business and service establishments in Pasco County	1	2	3	4	5
Variety of business and service establishments in Pasco County	1	2	3	4	5
Vibrancy of downtown/commercial area	1	2	3	4	5
Employment opportunities	1	2	3	4	5
Shopping opportunities.....	1	2	3	4	5
Cost of living in Pasco County.....	1	2	3	4	5
Overall image or reputation of Pasco County	1	2	3	4	5

7. Please also rate each of the following in the Pasco County community.

	<u>Excellent</u>	<u>Good</u>	<u>Fair</u>	<u>Poor</u>	<u>Don't know</u>
Traffic flow on major streets.....	1	2	3	4	5
Ease of public parking.....	1	2	3	4	5
Ease of travel by car in Pasco County.....	1	2	3	4	5
Ease of travel by public transportation in Pasco County.....	1	2	3	4	5
Ease of travel by bicycle in Pasco County.....	1	2	3	4	5
Ease of walking in Pasco County.....	1	2	3	4	5
Well-planned residential growth.....	1	2	3	4	5
Well-planned commercial growth.....	1	2	3	4	5
Well-designed neighborhoods.....	1	2	3	4	5
Preservation of the historical or cultural character of the community.....	1	2	3	4	5
Public places where people want to spend time.....	1	2	3	4	5
Variety of housing options.....	1	2	3	4	5
Availability of affordable quality housing.....	1	2	3	4	5
Overall quality of new development in Pasco County.....	1	2	3	4	5
Overall appearance of Pasco County.....	1	2	3	4	5
Cleanliness of Pasco County.....	1	2	3	4	5
Water resources (beaches, lakes, ponds, riverways, etc.).....	1	2	3	4	5
Air quality.....	1	2	3	4	5
Availability of paths and walking trails.....	1	2	3	4	5
Fitness opportunities (including exercise classes and paths or trails, etc.) ...	1	2	3	4	5
Recreational opportunities.....	1	2	3	4	5
Availability of affordable quality food.....	1	2	3	4	5
Availability of affordable quality health care.....	1	2	3	4	5
Availability of preventive health services.....	1	2	3	4	5
Availability of affordable quality mental health care.....	1	2	3	4	5
Opportunities to attend cultural/arts/music activities.....	1	2	3	4	5
Community support for the arts.....	1	2	3	4	5
Availability of affordable quality childcare/preschool.....	1	2	3	4	5
K-12 education.....	1	2	3	4	5
Adult educational opportunities.....	1	2	3	4	5
Sense of civic/community pride.....	1	2	3	4	5
Neighborliness of residents in Pasco County.....	1	2	3	4	5
Opportunities to participate in social events and activities.....	1	2	3	4	5
Opportunities to attend special events and festivals.....	1	2	3	4	5
Opportunities to volunteer.....	1	2	3	4	5
Opportunities to participate in community matters.....	1	2	3	4	5
Openness and acceptance of the community toward people of diverse backgrounds.....	1	2	3	4	5

8. Please indicate whether or not you have done each of the following in the last 12 months.

	<u>No</u>	<u>Yes</u>
Contacted Pasco County (in-person, phone, email, or web) for help or information.....	1	2
Contacted Pasco County elected officials (in-person, phone, email, or web) to express your opinion.....	1	2
Attended a local public meeting (of local elected officials like County Commissioners, advisory boards, town halls, HOA, neighborhood watch, etc.)	1	2
Watched (online or on television) a local public meeting.....	1	2
Volunteered your time to some group/activity in Pasco County.....	1	2
Campaigned or advocated for a local issue, cause, or candidate.....	1	2
Voted in your most recent local election.....	1	2
Used bus, rail, subway, or other public transportation instead of driving.....	1	2
Carpooled with other adults or children instead of driving alone.....	1	2
Walked or biked instead of driving.....	1	2

The Pasco County 2023 Community Survey

9. Please rate the quality of each of the following services in Pasco County.

	<u>Excellent</u>	<u>Good</u>	<u>Fair</u>	<u>Poor</u>	<u>Don't know</u>
Public information services.....	1	2	3	4	5
Economic development.....	1	2	3	4	5
Traffic enforcement	1	2	3	4	5
Traffic signal timing.....	1	2	3	4	5
Street repair.....	1	2	3	4	5
Street cleaning.....	1	2	3	4	5
Street lighting.....	1	2	3	4	5
Sidewalk maintenance	1	2	3	4	5
Bus or transit services	1	2	3	4	5
Land use, planning, and zoning.....	1	2	3	4	5
Code enforcement (weeds, abandoned buildings, etc.)	1	2	3	4	5
Garbage collection	1	2	3	4	5
Drinking water.....	1	2	3	4	5
Sewer services.....	1	2	3	4	5
Storm water management (storm drainage, dams, levees, etc.)	1	2	3	4	5
Power (electric and/or gas) utility.....	1	2	3	4	5
Utility billing	1	2	3	4	5
Police/Sheriff services.....	1	2	3	4	5
Crime prevention	1	2	3	4	5
Animal control.....	1	2	3	4	5
Ambulance or emergency medical services	1	2	3	4	5
Fire services.....	1	2	3	4	5
Fire prevention and education.....	1	2	3	4	5
Emergency preparedness (services that prepare the community for natural disasters or other emergency situations)	1	2	3	4	5
Preservation of natural areas (open space, farmlands, and greenbelts)	1	2	3	4	5
Pasco County open space.....	1	2	3	4	5
Recycling.....	1	2	3	4	5
Yard waste pick-up.....	1	2	3	4	5
County parks.....	1	2	3	4	5
Recreation programs or classes	1	2	3	4	5
Recreation centers or facilities	1	2	3	4	5
Health services.....	1	2	3	4	5
Public library services	1	2	3	4	5
Overall customer service by Pasco County employees (police, receptionists, planners, etc.)	1	2	3	4	5

10. Please rate the following categories of Pasco County government performance.

	<u>Excellent</u>	<u>Good</u>	<u>Fair</u>	<u>Poor</u>	<u>Don't know</u>
The value of services for the taxes paid to Pasco County	1	2	3	4	5
The overall direction that Pasco County is taking	1	2	3	4	5
The job Pasco County government does at welcoming resident involvement	1	2	3	4	5
Overall confidence in Pasco County government.....	1	2	3	4	5
Generally acting in the best interest of the community	1	2	3	4	5
Being honest.....	1	2	3	4	5
Being open and transparent to the public.....	1	2	3	4	5
Informing residents about issues facing the community.....	1	2	3	4	5
Treating all residents fairly	1	2	3	4	5
Treating residents with respect	1	2	3	4	5

11. Overall, how would you rate the quality of the services provided by each of the following?

	<u>Excellent</u>	<u>Good</u>	<u>Fair</u>	<u>Poor</u>	<u>Don't know</u>
Pasco County.....	1	2	3	4	5
The Federal Government.....	1	2	3	4	5

12. Please rate how important, if at all, you think it is for the Pasco County community to focus on each of the following in the coming two years.

	<u>Essential</u>	<u>Very important</u>	<u>Somewhat important</u>	<u>Not at all important</u>
Overall economic health of Pasco County	1	2	3	4
Overall quality of the transportation system (auto, bicycle, foot, bus) in Pasco County	1	2	3	4
Overall design or layout of Pasco County's residential and commercial areas (e.g., homes, buildings, streets, parks, etc.)	1	2	3	4
Overall quality of the utility infrastructure in Pasco County (water, sewer, storm water)	1	2	3	4
Overall feeling of safety in Pasco County	1	2	3	4
Overall quality of natural environment in Pasco County	1	2	3	4
Overall quality of parks and recreation opportunities	1	2	3	4
Overall health and wellness opportunities in Pasco County	1	2	3	4
Overall opportunities for education, culture, and the arts	1	2	3	4
Residents' connection and engagement with their community	1	2	3	4

13. Please rate the Pasco County government's performance (excluding schools and the Sheriff's Office) in carrying out its mission: *Serving our community to create a better future.*

☐ Excellent ☐ Good ☐ Fair ☐ Poor ☐ Don't know

14. Pasco County government's vision is to become Florida's premier county. To that end, Pasco County's 2022-2025 Strategic Plan includes four focus areas (each supported by strategic goals) established by County Commissioners. Please rate Pasco County government's performance thus far in each of the following focus areas.

	<u>Excellent</u>	<u>Good</u>	<u>Fair</u>	<u>Poor</u>	<u>Don't know</u>
Create a thriving community (manage growth and redevelopment, maintain transportation and utilities systems, and reduce flooding)	1	2	3	4	5
Enhance quality of life (promote safety, provide essential services, and preserve natural resources)	1	2	3	4	5
Stimulate economic growth (retain and attract local businesses, improve employment opportunities, and diversify economic investments)	1	2	3	4	5
Improve organizational performance (optimize and standardize processes to enhance services provided by the County)	1	2	3	4	5

15. Have you lived in any other Florida county (aside from Pasco County) within the last 10 years?

☐ No → go to question D1 ☐ Yes → go to question 16

16. Please rate Pasco County government's performance in comparison to the other Florida county(ies) in which you've previously lived.

	<u>Much better</u>	<u>Somewhat better</u>	<u>About the same</u>	<u>Somewhat worse</u>	<u>Much worse</u>	<u>Don't know</u>
Overall services provided by the County	1	2	3	4	5	6
Overall quality of life in the County	1	2	3	4	5	6

17. In addition to the items you've rated in this survey, what do you think is the biggest priority (or problem/issue) for the County to focus on in the coming two years?

The Pasco County 2023 Community Survey

Our last questions are about you and your household.

Again, all of your responses to this survey are confidential and no identifying information will be shared.

D1. In general, how many times do you:

	Several times a day	Once a day	A few times a week	Every few weeks	Less often or never	Don't know
Access the internet from your home using a computer, laptop, or tablet computer	1	2	3	4	5	6
Access the internet from your cell phone.....	1	2	3	4	5	6
Visit social media sites such as Facebook, Twitter, Nextdoor, etc.	1	2	3	4	5	6
Use or check email.....	1	2	3	4	5	6
Share your opinions online.....	1	2	3	4	5	6
Shop online	1	2	3	4	5	6

D2. Please rate your overall health.

☐ Excellent ☐ Very good ☐ Good ☐ Fair ☐ Poor

D3. What impact, if any, do you think the economy will have on your family income in the next 6 months?

Do you think the impact will be:

☐ Very positive ☐ Somewhat positive ☐ Neutral ☐ Somewhat negative ☐ Very negative

D4. How many years have you lived in Pasco County?

☐ Less than 2 years
☐ 2-5 years
☐ 6-10 years
☐ 11-20 years
☐ More than 20 years

D5. Which best describes the building you live in?

☐ One family house detached from any other houses
☐ Building with two or more homes (duplex, townhome, apartment, or condominium)
☐ Mobile home
☐ Other

D6. Do you rent or own your home?

☐ Rent
☐ Own

D7. About how much is your monthly housing cost for the place you live (including rent, mortgage payment, property tax, property insurance, and homeowners' association (HOA) fees)?

☐ Less than \$500 ☐ \$2,000 to \$2,499
☐ \$500 to \$999 ☐ \$2,500 to \$2,999
☐ \$1,000 to \$1,499 ☐ \$3,000 to \$3,499
☐ \$1,500 to \$1,999 ☐ \$3,500 or more

D8. Do any children 17 or under live in your household?

☐ No ☐ Yes

D9. Are you or any other members of your household aged 65 or older?

☐ No ☐ Yes

D10. How much do you anticipate your household's total income before taxes will be for the current year? (Please include in your total income money from all sources for all persons living in your household.)

☐ Less than \$25,000 ☐ \$75,000 to \$99,999
☐ \$25,000 to \$49,999 ☐ \$100,000 to \$149,999
☐ \$50,000 to \$74,999 ☐ \$150,000 or more

D11. Are you Spanish, Hispanic or Latino?

☐ No, not Spanish, Hispanic, or Latino
☐ Yes, I consider myself to be Spanish, Hispanic, or Latino

D12. What is your race? (Mark one or more races to indicate what race you consider yourself to be.)

☐ American Indian or Alaskan Native
☐ Asian, Asian Indian, or Pacific Islander
☐ Black or African American
☐ White
☐ Other

D13. In which category is your age?

☐ 18-24 years ☐ 55-64 years
☐ 25-34 years ☐ 65-74 years
☐ 35-44 years ☐ 75 years or older
☐ 45-54 years

D14. What is your gender?

☐ Woman
☐ Man
☐ Identify in another way → go to D14a

D14a. If you identify in another way, how would you describe your gender?

☐ Agender/I don't identify with any gender
☐ Genderqueer/gender fluid
☐ Non-binary
☐ Transgender man
☐ Transgender woman
☐ Two-spirit
☐ Identify in another way

Thank you!

Please return the completed survey in the postage-paid envelope to:
National Research Center, Inc., PO Box 549, Belle Mead, NJ 08502