



# 2045 LRTP Status Update

CAC – June 5, 2019

TAC – June 10, 2019

MPO – June 11, 2019

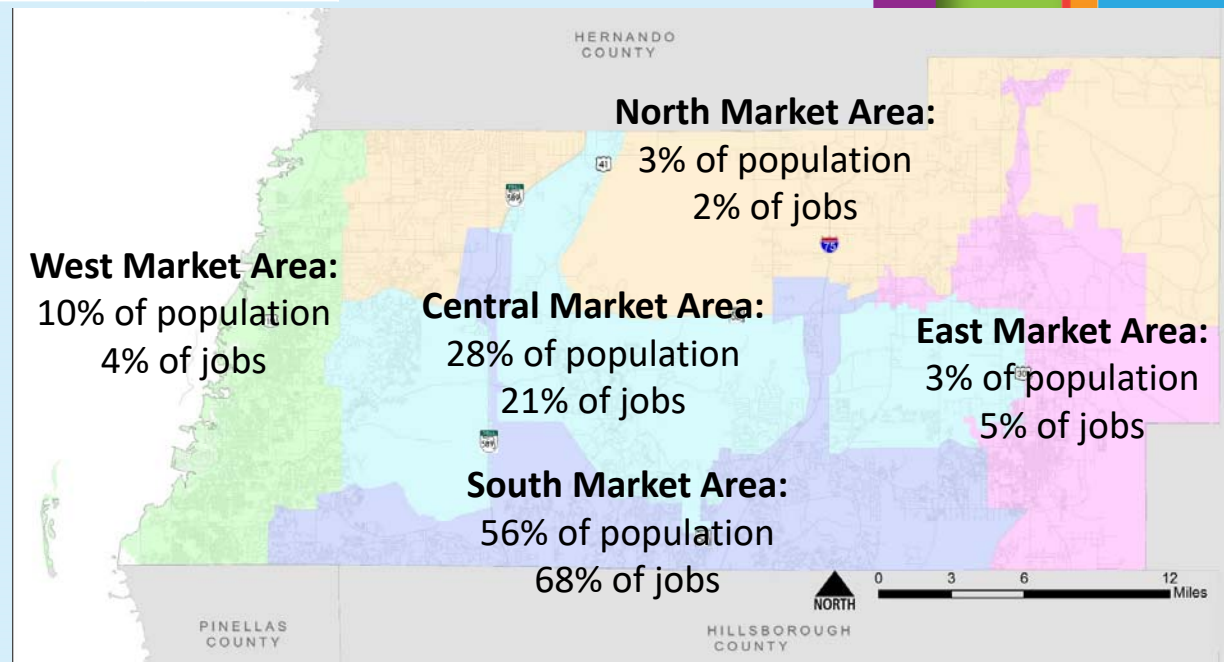


# 2045 LRTP Status

- Review 2045 Population and Employment Growth
- Priority Needs from Public Comment
- Roadway Needs
- Transit Needs
- Revenues and Cost Comparison
- Next steps for Outreach and Public Involvement
- Schedule Update for Adoption

# Population and Employment Growth

Variable	2015	2045	2015 – 2045 Growth	2015 – 2045 % Growth
Total Population	483,997	795,600	311,603	64%
Employees	157,500	266,592	109,092	69%



# What We Heard from Pasco Residents



## Key Themes

- Safety / Crash Reduction
- Roadway Capacity
- Signal Technology & Coordination

### Priorities (Average Rank)

AECOM



\* Note that the highest rank is 1, so small rankings and averages are better than high ones.

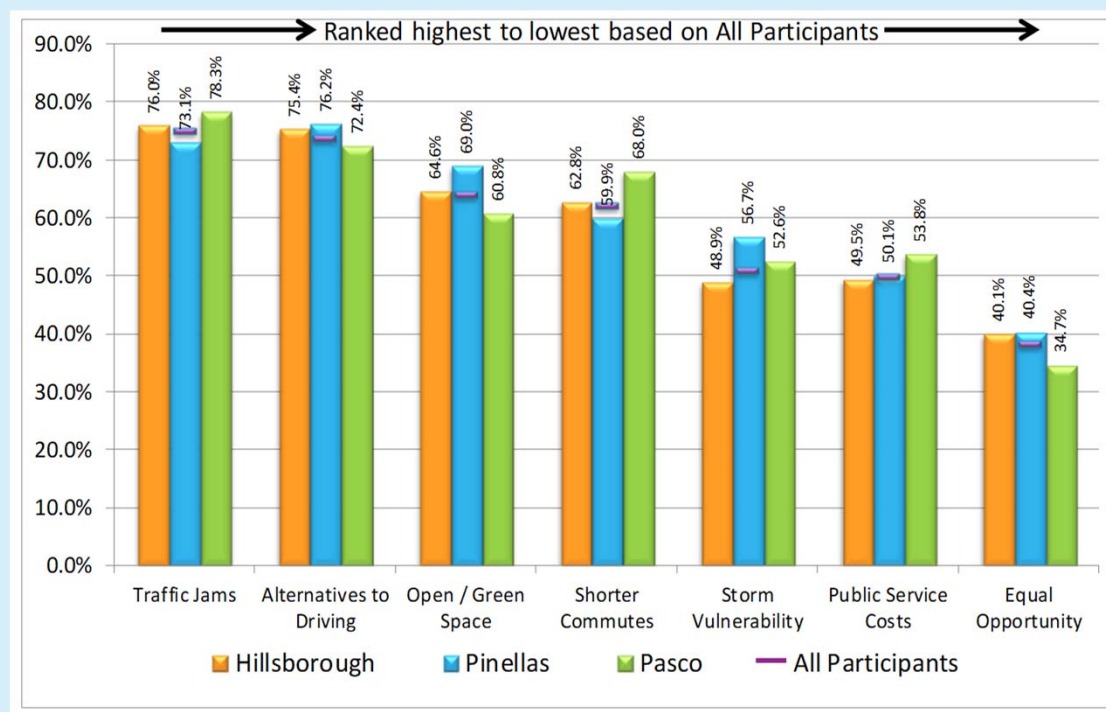
17

# What We Heard from Pasco Residents



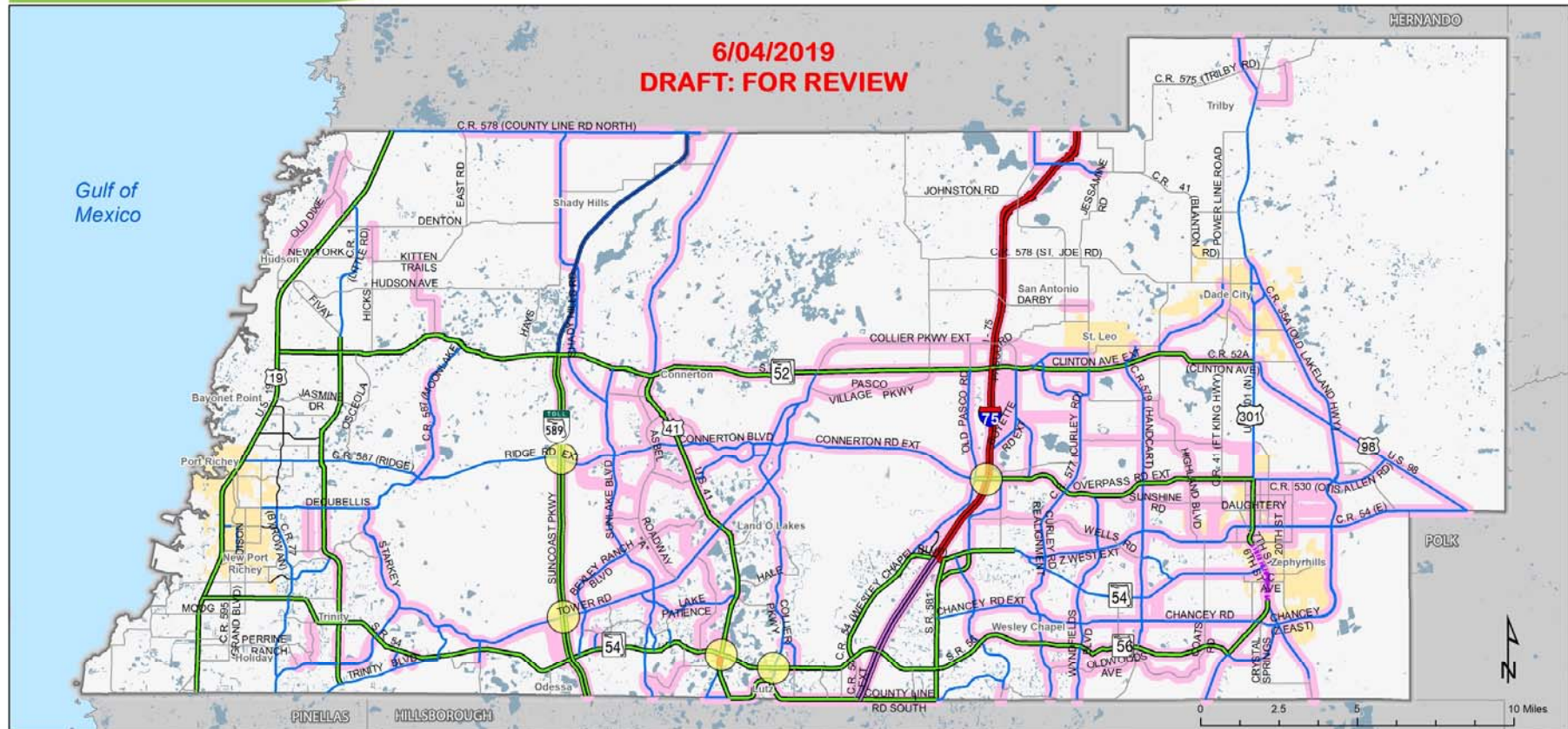
## Key Themes

- Fix Traffic Jams
- Provide Alternatives to Driving
- Desire for Shorter Commutes



Source: AECOM

6/04/2019  
DRAFT: FOR REVIEW



## Legend

Number of Lanes		2 Lane One Way	6 Lane Divided	8 Lane Freeway	City Limits
2 Lane Divided	4 Lane Divided	6 Lane Freeway	10 Lane Freeway	Future Interchange	
2 Lane Undivided	4 Lane Freeway	8 Lane Divided	2045 Projects		

Source: TBRPM V9.0 2045 Needs 2.1

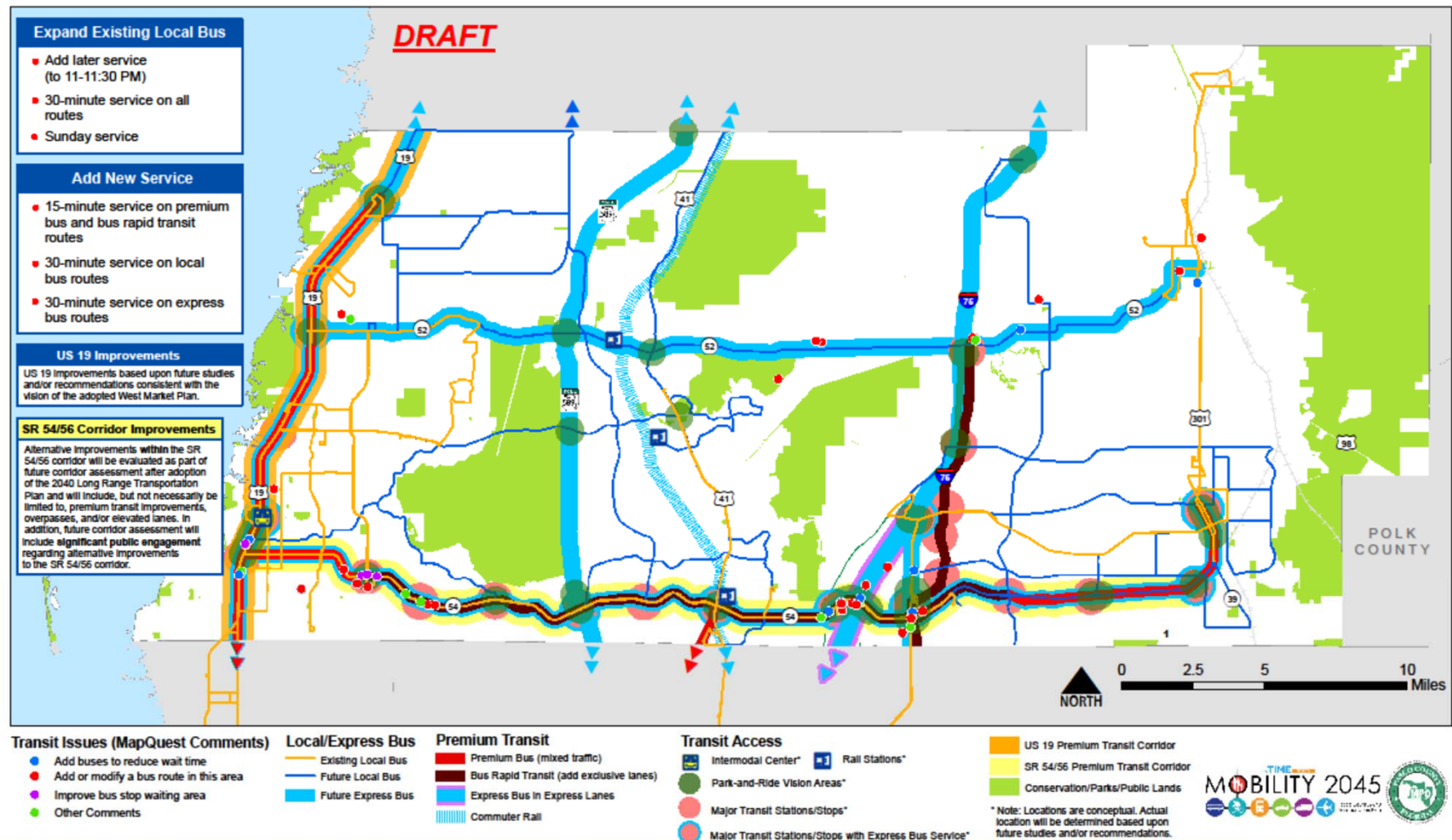
2045 Needs Projects



# Roadway Needs Summary

Project Type	Cost	County Roads Lane Miles Added	State Road Lane Miles Added
New Roads	\$2.8 Billion	627	15
Widened Roads	\$2.9 Billion	282	163
Interchanges	\$1.0 Billion	6 New Interchanges	
Interstates	\$868 Million	0	127
<b>TOTAL</b>	<b>\$ 7.6 Billion</b>	<b>809</b>	<b>305</b>

## Pasco County: 2045 Transit Needs Plan



DRAFT 5/2/2019



# Transit Needs Summary

Project Type	New Routes Added	Annual Operating Cost	Additional Vehicles Needed	Initial Capital Cost
Continue Existing Service	-	\$5.5 Million	0	\$0
Expand Existing Service	Nights and Weekends	\$7.6 Million	16	\$8 Million
New Local Service	19	\$41 Million	87	\$43.5 Million
New Express Service	8	\$13.8 Million	32	\$16 Million
New Premium Service	6	\$34.9 Million	47	TBD
<b>TOTAL</b>	33	\$102.5 Million	182	TBD

Cost of future vehicle replacements to be determined

# Existing Revenue Sources (2025 – 2045)

- Federal/MPO Attributable
  - Surface Transportation Program
  - Transportation Alternatives Program
- State
  - Strategic Intermodal System
  - Other Arterials
  - Transit Operating support
- Local
  - Fuel Taxes
  - Mobility Fees
  - Penny for Pasco (sunsets 2024)\*
  - Tax Increment Financing
- Transit (TBD)
  - Formula Allocated Funds (FTA)
  - Farebox
  - Urban Grants

	Pasco MPO 2045 Long Range Transportation Plan			
Funding Document	TIP	LRTP Needs and Cost Feasible Plan		
Time Band	2019/2020 – 2023/2024	2025–2030 (6 years)	2031–2035 (5 years)	2036–2045 (10 years)

**Existing Revenues  
(2025-2045)**  
\$3.2 Billion in current dollars

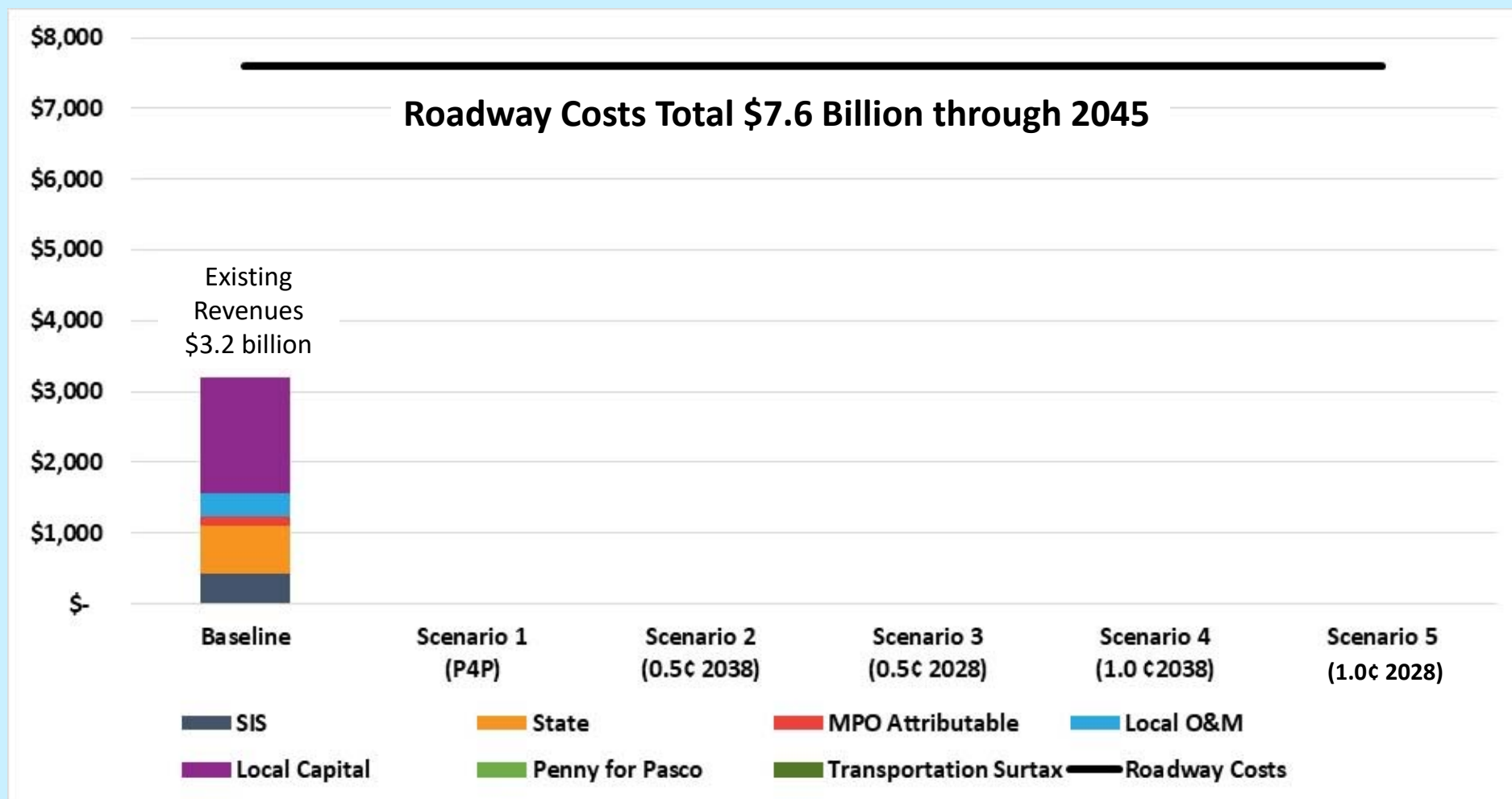
# Revenue Scenario Options (2025 – 2045)

- Existing Revenues (Penny for Pasco sunsets in 2024)
- Scenario 1 – Penny for Pasco extended through 2045
- Scenarios 2 through 5 add New Local Transportation Surtax
  - Scenario 2 – ½ penny for transportation starting 2038
  - Scenario 3 – ½ penny for transportation starting 2028
  - Scenario 4 – full penny for transportation starting 2038
  - Scenario 5 – full penny for transportation starting 2028

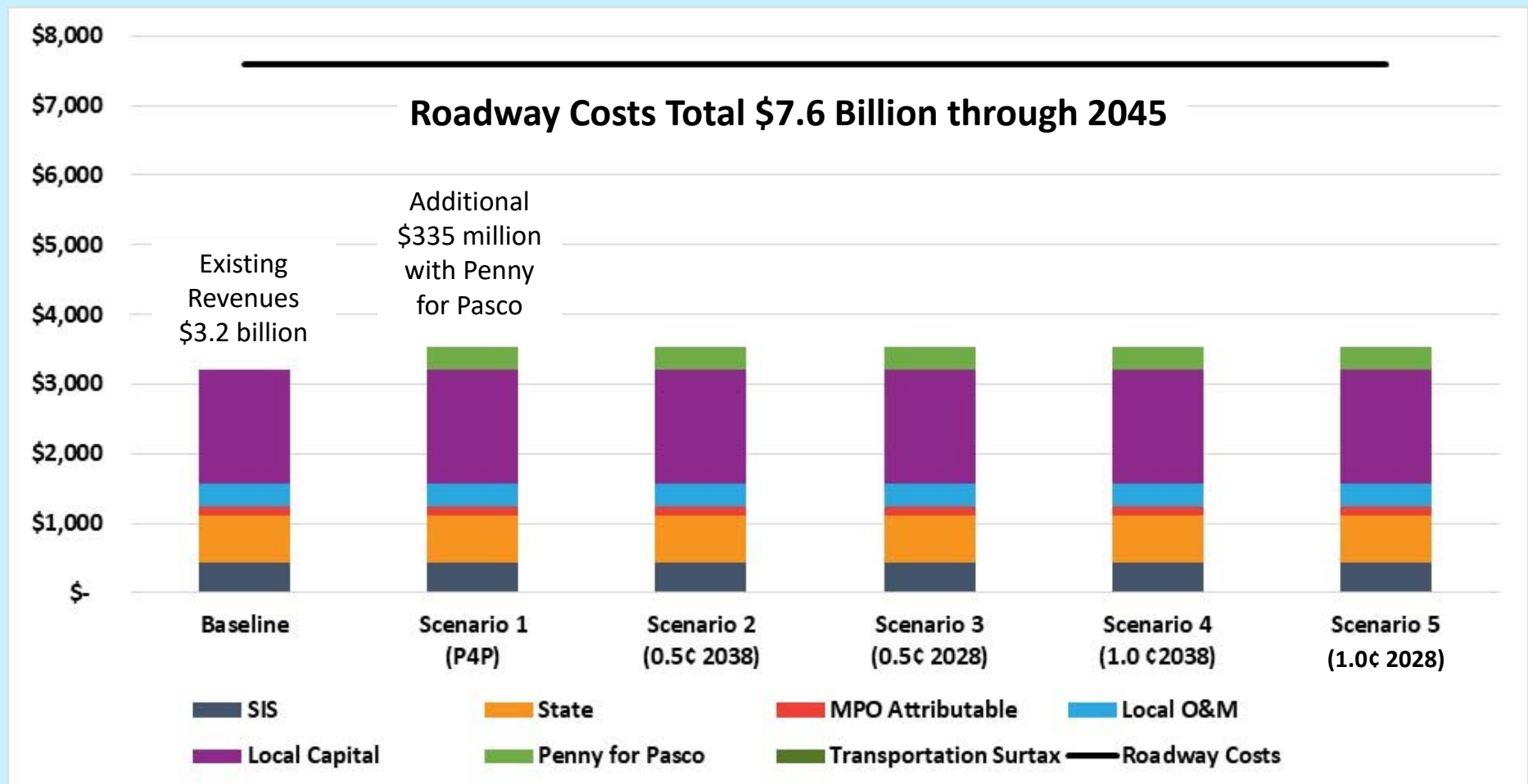
## Transportation Revenue Scenarios (2025-2045)

\$3.5 - \$5.1 billion in current dollars

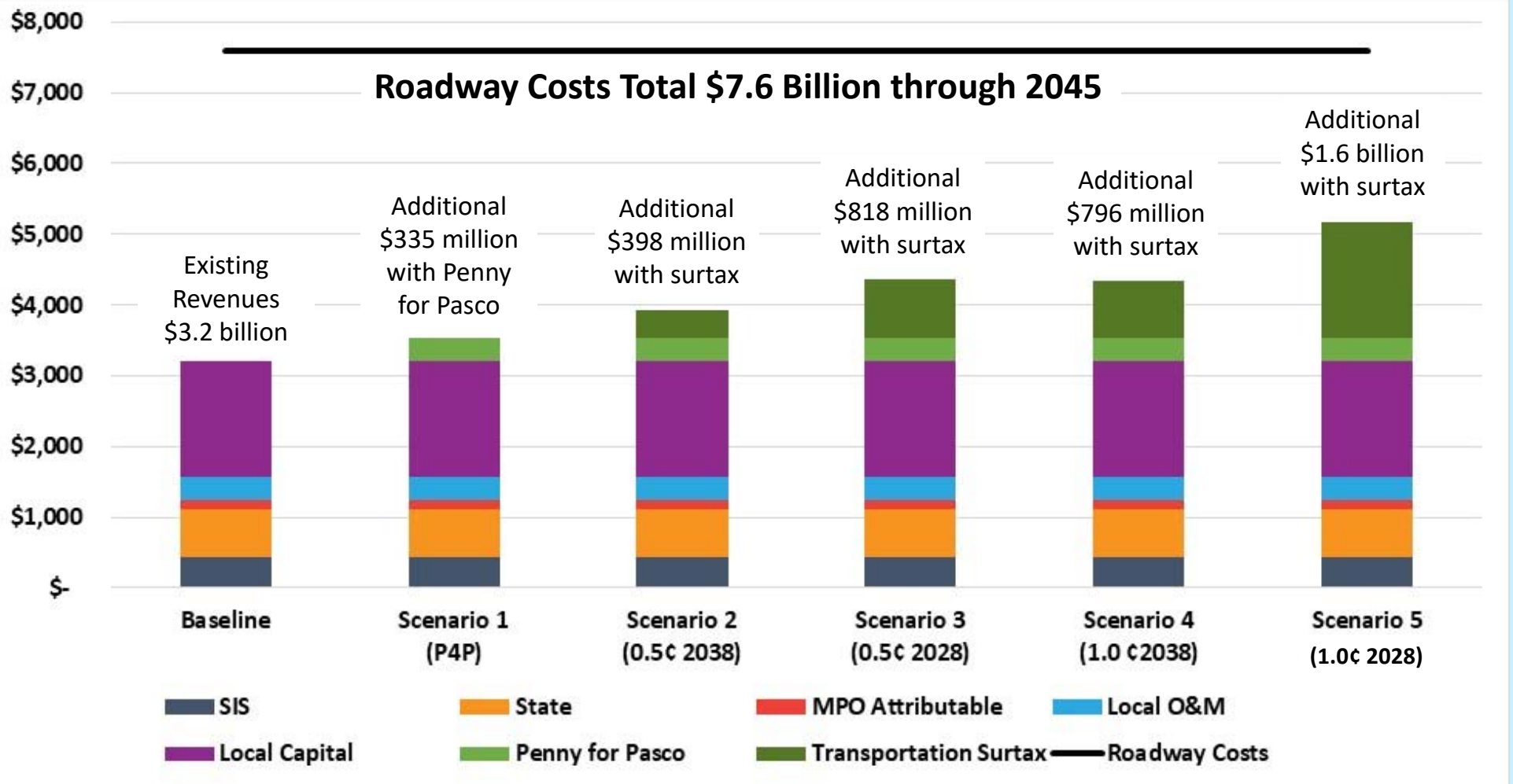
# Costs and Revenues (2025-2045)



# Costs and Revenues (2025-2045)



# Costs and Revenues (2025-2045)





# Outreach and Public Involvement

- Outreach Activities for Review of Needs
  - Scheduling public meetings (East County and West County)
  - Identifying community meeting opportunities
  - Speakers Bureau
- [www.mobilitypasco.com](http://www.mobilitypasco.com) Website Updates
- June – July
- August MPO Board

# 2045 LRTP Schedule and Public Involvement Opportunities

