

**PASCO COUNTY
METROPOLITAN PLANNING ORGANIZATION
FISCAL YEARS 2023-2027
TRANSPORTATION IMPROVEMENT PROGRAM**

ADOPTION DATE: June 9 2022



Lance Smith, Chairman

A handwritten signature in dark ink, appearing to read "Lance Smith", is written over a horizontal line.

Prepared By:

Pasco County Metropolitan Planning Organization
with funding by:

Federal Highway Administration
Federal Transit Administration
Federal Aviation Administration
Florida Department of Transportation
Florida Transportation Disadvantaged Commission
Pasco County Board of County Commissioners

The preparation of this report has been financed in part through grant(s) from the FHWA and the FTA, United States Department of Transportation (USDOT), under the State Planning and Research Program, Section 505 (or Metropolitan Planning Program, Section 104[f]) of Title 23, U.S. Code. The contents of this report do not necessarily reflect the official views or policy of the USDOT.

In accordance with Title VI of the Civil Rights Act of 1964 and other nondiscrimination laws, public participation is solicited without regard to race, color, national origin, age, sex, religion, disability, familial or income status. It is a priority for the MPO that all citizens of Pasco County be given the opportunity to participate in the transportation planning process, including low-income individuals, the elderly, persons with disabilities and persons with limited English proficiency. You may contact the MPO's Title VI Specialist at (727) 847-2411, ext. 7567 if you have any discrimination complaints.

Table of Contents

MPO Board and Staff Member Directory	3
TIP Endorsement	4
TIP Acronyms and Definitions	5
Introduction	11
Executive Summary	14
2022 MPO List of Priority Projects (LOPP)	23
Sun Coast Transportation Planning Alliance (SCPTA) 2022 Regional Transportation Project Priorities List	30
State and Federal Transportation Improvement Fund Codes	31
Draft FY 2023 - 2027 Transportation Improvement Program Project List	35
Draft FY 2023 - 2027 Transportation Improvement Program Project Funding Summary Draft FY 2023 -	58
2027 Transportation Improvement Program Fiscal Constraint Table	60
Maps	
I. Draft FY 2023 - 2027 TIP Highway Capacity Improvement Projects Map	61
II. Draft FY 2023 - 2027 TIP Safety Improvement Improvement Projects Map	62
III. Draft FY 2023 - 2027 TIP Bicycle and Pedestrian Improvement Projects Map	63
IV. Draft FY 2023 - 2027 TIP Highway Maintenance (Preservation) Improvement Projects Map	64
V. Pasco County Transportation Capital Improvement Projects Map	65
Transportation Disadvantaged Population Planning and Funding	66
Fiscal Year 2021 Federally Obligated Projects	67
Fiscal Year 2021 Federally Obligated Projects Table	68
Fiscal Year 2021 Federally Obligated Transit (FTA) Projects Table	77
Pasco County MPO Performance Measures and Established Performance Targets	78

PASCO COUNTY METROPOLITAN PLANNING ORGANIZATION BOARD:

Chairman: Lance Smith, Councilmember, City of Zephyrhills

Vice-Chairman: Matt Murphy, Councilmember, City of New Port Richey

Commissioner Ronald Oakley, District 1

Commissioner Mike Moore, District 2

Commissioner Kathryn Starkey, District 3

Commissioner Christina Fitzpatrick, District 4

Commissioner Jack Mariano, District 5

Mayor Scott Tremblay, City of Port Richey

Commissioner Scott Black, City of Dade City

Mr. David Gwynn, P.E., Non-Voting Advisor, Florida Department of Transportation, District Seven

PASCO COUNTY METROPOLITAN PLANNING ORGANIZATION STAFF:

Carl Mikyska, Executive Director

Tania Gorman, Principal Planner

Scott Ferry, Principal Planner

Tina Russo, Active Transportation Planner

Johnny Koors, Planner

Laurie Schaediger, Accountant II

Sonya Duprez, Administrative Secretary II

**PASCO COUNTY METROPOLITAN PLANNING ORGANIZATION
TRANSPORTATION IMPROVEMENT PROGRAM
FISCAL YEARS 2023-2027**

ENDORSEMENT

This document was prepared by the Pasco County Metropolitan Planning Organization (MPO) in cooperation with the Federal Highway Administration (FHWA), the Federal Transit Administration (FTA), the Florida Department of Transportation (FDOT), District Seven, and the seven local units of government in Pasco County.

The preparation of this report has been financed in part through grant(s) from the FHWA and the FTA, United States Department of Transportation (USDOT), under the State Planning and Research Program, Section 505 (or Metropolitan Planning Program, Section 104(f)) of Title 23, U.S. Code. The contents of this report do not necessarily reflect the official views or policy of the USDOT.

This most recent Federal transportation authorization legislation "Bipartisan Infrastructure Law" (BIL) was approved in November 2021. This act was the successor to the "Fixing American's Surface Transportation (FAST) Act" approved in 2015. Although similar to previous authorization acts, the BIL retains many of the planning requirements and programs of the FAST Act. The FAST ACT added two planning factors, which sought to improve the resiliency and reliability of the transportation system by reducing or mitigating storm water impacts of surface transportation and enhance travel and tourism.

The Pasco County MPO, at its regular meeting on June 09, 2022, adopted the 2022 Pasco MPO List of Priority Projects (LOPP), which is included in this document. The Pasco County MPO Board, at its regular meeting on June 09, 2022, held a public comment session, discussed, and approved the Fiscal Year 2023-2027 Pasco MPO Transportation Improvement Program (TIP).

Furthermore, it is hereby certified that the planning process of the Pasco MPO Transportation Study Area is in conformance with the provisions of 23 C.F.R. 450, 23 U.S.C. 134, and 339.175(7) Florida Statutes, and is consistent with all Federal and State requirements, including those listed in the Federal Register Volume 48, No. 127, Part 450-114, "Urban Transportation Planning Process". The most recent annual Joint Certification Review Process with the FDOT was completed in January 2022. Subsequently, the MPO Quadrennial Review occurred in January 2021 and the MPO has received a preliminary report from FHWA outlining the findings of the review. The next FHWA Quadrennial review will take place in 2025.

This certification determination is made based on an in-depth review utilizing a check list provided by the FDOT and covering all aspects of the transportation planning process in Pasco County, including all designated urbanized areas.

The Pasco County MPO Board, at its regular meeting on June 09, 2022, and following a public meeting, discussed and approved the Pasco County MPO Fiscal Years 2023 - 2027 Transportation Improvement Program (TIP) as required by 23 U.S. C. 134 (j), 49 U.S. C 5305 (j), and Subsection 339.175.F.S.

It is hereby certified that the planning process of the Pasco County MPO is being carried out in conformance with the provisions of 23 C.F.R., 450.334, 23 U.S.C.134 (k)(5), and 49 U.S.C. 5303 (k)(5).



Councilman Lance Smith, Chairman
Pasco County Metropolitan Planning Organization
June 09, 2022

TRANSPORTATION IMPROVEMENT PROGRAM

ACRONYMS AND DEFINITIONS

BIL	Bipartisan Infrastructure Law: the BIL is a federal law signed by President Biden on November 15, 2021. The law includes a total of \$1.2 trillion, with \$550 billion in new funding, to finance infrastructure projects. The BIL reauthorizes several transportation programs, including the Department of Transportation (DOT) federal-aid highway program, and transportation infrastructure finance and innovation (TIFIA) program, through FY 2026. The new law also provides funding for new transportation improvement projects including roads, bridges, passenger and freight rail, highway and pedestrian safety, and public transit.
BPAC	Bicycle and Pedestrian Advisory Committee: A subcommittee formed by the MPO governing board to advise, address, and promote bicycle and pedestrian policies, programs and plans as an alternative means of transportation.
CAAA	Clean Air Act Amendments: 1990 amendments to the Federal Clean Air Act which classify the nonattainment areas and lays out the rules for dealing with air pollution in such areas; specifically brought transportation decisions into the context of air-quality control.
CAC	Citizens' Advisory Committee: An advisory committee appointed by the MPO Board and utilized by most metropolitan planning organizations to foster citizen input into the transportation planning process.
CAP	Capital Grant: A Federal transit grant used to fund transit capital investments.
CFR	Code of Federal Regulations: Compilation of the rules of the Executive Department and agencies of the Federal government.
CIP	Capital Improvement Program: A multiyear schedule of capital improvement projects, including priorities and cost estimates, budgeted to fit the financial resources of the community. This plan is updated annually and is part of the County's Comprehensive Plan.
CMP	Congestion Management Process: A Federally mandated program which provides for the effective management of new and existing transportation facilities through development and implementation of operational and travel-demand-management-strategies and by providing information to decision makers on system performance and the effectiveness of implemented strategies. Although major capital investments are still needed to meet the growing travel demand, the CMP also develops lower cost strategies that complement capital-investment recommendations. The result is more efficient and effective transportation systems, increased mobility, and a leveraging of resources. Prior to SAFETEA-LU, CMP was referred to as the Mobility Management System (MMS) in Pasco County.

CR	County Road: Roads that are maintained by the County that have been assigned into categories according to the character of service they provide in relationship to the total road network. Basic functional categories include limited access and arterial, collector, and rural roads.
CST	Construction: The act of building or constructing a project.
DSB	Design Build: The design-build concept allows design, engineering, permitting, and construction activities to be conducted simultaneously while drawings are being finished.
EH	Enhancement Funds: Refers to activities related to a particular transportation project that would enhance or contribute to the existing or proposed project. Examples of such activities include provision of facilities for pedestrians or cyclists, landscaping or other scenic beautification projects, historic preservation, control and removal of outdoor advertising, archaeological planning and research, and mitigation of water pollution due to highway runoff.
ENV	Environmental Mitigation: The Federal Transportation Enhancements (TE) program funds 12 different types of transportation-related activities. Activity 11, known in law as "environmental mitigation to address water pollution due to highway runoff or reduce vehicle-caused wildlife mortality while maintaining habitat connectivity," allows communities to decrease the negative impacts of roads on the natural environment, such as water pollution and wildlife habitat fragmentation. Projects funded in this category seek to reduce these environmental impacts by controlling surface runoff and improving wildlife habitat connectivity with wildlife passages. Since the transportation enhancements program began in 1992, approximately one percent of available TE funds have been programmed for environmental mitigation projects.
FAST	Fixing America's Surface Transportation: This act was signed into law by President Obama on December 4, 2015. The enactment of this law provided for funding certainty for states and local governments to move forward on projects with confidence that they had a federal partner over the long term for highway, rail, transit, alternative transportation, and other critical transportation projects.
FD	Federal Funds: Funds distributed from the Federal government for transportation projects which includes Federal expenditures or obligation for the following categories: grants, salaries and wages, procurement contracts, direct payments for individuals, other direct payments, direct loans, guaranteed or insured loans, and insurance. Dollar amounts can represent either actual expenditures or obligations. The FHWA is the largest single source of funding for shared-use paths, trails, and related projects in the U.S. Until 1991, Federal highway funds could be used only for highway projects or specific independent bicycle transportation facilities. Now, bicycle and recreational trails, pedestrian projects and programs are eligible for nearly all major Federal highway funding programs.
FDCA	Florida Department of Community Affairs: A State land-planning agency responsible for a number of programs, including Chapters 163 and 380 of the Florida Statutes.
FDOT	Florida Department of Transportation: A State agency responsible for transportation issues and planning in Florida.

FHWA	Federal Highway Administration: A division of the USDOT responsible for administration of Federal highway transportation programs.
F.S.	Florida Statutes: A document in which Florida's laws are found.
FTA	Federal Transit Administration: A Federal entity responsible for transit planning and programs.
FY	Fiscal Year: A budget year that runs from July 1 through June 30 for the State of Florida, and from October 1 through September 30 for the Federal and County Governments.
ICAR	Intergovernmental Coordination and Review: The ICAR process is a federally mandated program to notify State and elected officials about Federal projects, programs, and documents within their jurisdiction or of Statewide significance which may affect them. State Executive Order No. 83-150 designated Florida's 11 Regional Planning Councils (RPC) as "regional clearinghouses," giving the RPCs responsibility for reviewing such projects and determining each project's significance.
INC	Incentive: An alternative contracting technique that uses incentive monies, which are paid to the contractor for early completion of a project as provided for in the contract.
ISTEA	Intermodal Surface Transportation Efficiency Act of 1991: The Federal Transportation Bill which governed transportation planning and funding by requiring consideration of multi-modal solutions, emphasis on the movement of people and goods as opposed to traditional highway investments, flexibility in the use of transportation funds, a greater role of MPOs, and a greater emphasis on public participation. ISTEA was replaced in 2005 with the new Federal legislation called SAFETEA - LU.
ITS	Intelligent Transportation System: Computer and communications technology used to facilitate the flow of information between travelers and system operators to improve mobility and transportation productivity, enhance safety, maximize the use of existing transportation facilities, conserve energy resources, and reduce adverse environmental effects, includes concepts, such as freeway-management systems, automated fare collection, and transit-information kiosks.
LAR	Local Advance Reimbursement: A local agency's funds that are used for a project and reimbursed later. The local agency enters into an agreement with a Federal or State entity where they will pay for the project up front and request reimbursement at a future date with the proper documentation.

LF	Local Funds: Any funds other than State or Federal that are applied to the planning program are considered local funds.
LRTP	Long-Range Transportation Plan: A document resulting from a regional or statewide process of collaboration and consensus on a region or State transportation system. This document serves as the defining vision for the region or State's transportation systems and services. In metropolitan areas, the plan indicates all of the transportation improvements scheduled for funding over the next 20 years.
MAP-21	Moving Ahead for Progress in the 21 st Century Act, P.L. 112-141: A Federal law signed by President Obama on July 6, 2012. It was a two-year transportation reauthorization bill that authorized funding and sets policy for the Federal highway and transit programs for FY 2013-14. Map-21 created a streamlined, performance-based, and multimodal program to address the many challenges facing the United States transportation system.
MMS	Mobility Management System: The purpose of the MMS is to provide information on the transportation system performance and alternative strategies to enhance the mobility of persons and goods. One of the products of the MMS will be a list of prioritized short-range transportation improvements that will be incorporated into the local governments' CIP and State TIP that will be updated annually and monitored on a regular basis.
MPO	Metropolitan Planning Organization: An organizational entity designated by Federal and State law that has the lead responsible for developing transportation plans and programs for urbanized areas with a population over 50,000. MPOs are established by agreement of the governor and units of general-purpose local government, which together represent 75 percent of the affected population within an urbanized area.
OPS	Operations Grant: Operations funds may be applied to functional expenses, such as overtime, personnel salaries and associated benefits, and related tasks that directly affect the project operations. A functioning operation has all of its components monitored, supervised, and coordinated, and the incurred expense should produce a specific result or outcome directly related to these efforts.
PD&E	Project Development and Environment Study: A corridor study to establish conceptual design for a roadway and to determine its compliance with Federal, State, and local environmental laws and regulations.
PE	Preliminary Engineering: The first phase in the actual design of the project. Preliminary engineering may include design analysis, draft specifications, contract drawings, detailed cost estimate, and environmental permits, as required.
ROW	Right-of-way: Real property that is used for transportation purposes defines the extent of the corridor that can be used for the road and associated drainage.
RR	Railroad: A track consisting of steel rails usually fastened to wood or concrete ties designed to carry a locomotive and its cars or anything similar.
RRU	Railroad Utilities: Any utilities that may be present within the project limits crossing under the railroad, over the railroad, or running longitudinally with the railroad either above or below grade. These may include, but not be limited to, gas lines,

water lines, communication and power lines, fiber optic cables, high-voltage transmissions lines, storm water lines, and sewer lines, etc.

SAFETEA-LU	Safe, Accountable, Flexible, Efficient Transportation Equity Act: A Legacy for Users: SAFETEA-LU was a federal transportation funding bill enacted August 10, 2005 which authorized the Federal surface transportation programs for highways, highway safety, and transit for the five-year period 2005-09. This replaces the Federal legislation called ISTEA.
SCTPA	Sun Coast Transportation Planning Alliance: The SCTPA is a long-standing regional transportation planning compact among MPOs in the State of Florida. Its members consist of the MPOs for Hernando/Citrus, Hillsborough, Pasco, Pinellas, Polk, and Sarasota/Manatee counties. The group also includes advisors from the Tampa Bay Area Regional Transit Authority (TBARTA), the Florida Department of Transportation (FDOT), the Tampa Bay Regional Planning Council (TBRPC), Pinellas Suncoast Transit Authority (PSTA), and Hillsborough Area Regional Transit (HART). The Alliance supports local, regional and statewide projects that improve access to transportation opportunities in the West Central Florida region.
SR	State Road: Roads maintained by the Florida Department of Transportation (FDOT) or a toll authority are referred to officially as State Roads. State roads are always numbered; in general, the numbers follow a grid. Odd-numbered roads run north-south, and even-numbered roads run east-west. One and two digit numbers run in order from 2 in the north to 94 in the south, and A1A (formerly 1) in the east to 97 in the west (99 used to exist but is now a County road). The major cross-state roads end in 0 and 5.
ST	State: A geographic political entity possessing sovereignty over a fixed surrounding area for which it serves as leader of religious, political, economic, and culture life governed by laws that are imposed for the common interest of people in this jurisdiction.
STIP	State Transportation Improvement Program: A staged, multiyear, statewide, intermodal transportation improvement program that is consistent with the state and metropolitan transportation plans; the STIP identifies the priority transportation projects to be implemented over the next five years; it is developed by the Florida Department of Transportation and must be approved by the Federal Highway Administration and the Federal Transit Administration.
TAC	Technical Advisory Committee: An advisory committee appointed by the MPO Board that consists of professional and technical planners, engineers, and other appropriate disciplines. Their function is to review and provide recommendations to the MPO Board on plans or actions relating to transportation issues.
TAP	Transportation Alternatives Program: Federal funds provided to the states for safe bicycle and pedestrian facilities, scenic routes, beautification, restoring historic buildings, renovating streetscapes, or providing transportation to museums and visitors centers, etc.
TCM	Transportation Control Measures (TCMs) are strategies that: are either listed in Section 108 of the Clean Air Act (CAA) or

will reduce transportation-related emissions by reducing vehicle use or improving traffic flow.

TD	Transportation Disadvantaged: People, including children as defined in Section 411.202, Florida Statutes, who because of physical or mental disability, income status, or age are unable to transport themselves or to purchase transportation and are, therefore, dependent upon others to obtain access to health care, employment, education, shopping, social activities, or other life-sustaining activities, or children who are handicapped or high-risk or at-risk as defined in s. 411.202.
TEA-21	Transportation Equity Act of the 21st Century: Acts of the U.S. Congress authorizing Federal programs established in the ISTEA of 1991 were continued in TEA-21.
TIP	Transportation Improvement Program: Metropolitan planning organizations (MPO) are required, under 49 U.S.C. 5303(j), to develop a Transportation Improvement Program (TIP) - a list of upcoming transportation projects - covering a period of at least four years. The TIP must be developed in cooperation with the state and public transit providers. The TIP should include capital and non-capital surface transportation projects, bicycle and pedestrian facilities and other transportation enhancements, Federal Lands Highway projects, and safety projects included in the State's Strategic Highway Safety Plan. The TIP should include all regionally significant projects receiving FHWA or FTA funds, or for which FHWA or FTA approval is required, in addition to non-federally funded projects that are consistent with the Metropolitan Transportation Plan (MTP). Furthermore, the TIP must be fiscally constrained.
TMA	Transportation Management Area: A special Federal designation given to all urbanized areas with a population of over 200,000 (or other area when requested by the Governor and MPO); these areas must comply with special transportation planning requirements regarding congestion management systems, project selection and certification; and requires being Identified in 23 CFR 450.300-336.
U.S.C.	United States Code: Contains a consolidation and codification of all general and permanent laws of the United States of America.
USDOT	United States Department of Transportation: The Federal agency responsible for transportation issues and planning.

Introduction

The Pasco County Transportation Improvement Program (TIP) is developed and updated annually. The TIP development is required by Title 23, Section 134. Preparation and maintenance of the TIP is one of several prerequisites to continue receipt of federal assistance for multimodal transportation projects and programs in Pasco County.

The contents of this TIP were developed consistent with requirements from the most recent Federal transportation authorizing legislation known as the "Bipartisan Infrastructure Law" (BIL) which was enacted in November 2021. This act was the successor to the "Fixing America's Surface Transportation Act" (FAST Act) passed in 2015. Based on the fact sheet produced by the Federal Highway Administration, the FAST Act added two planning factors which sought to improve the resiliency and reliability of the transportation system, (1) reduce or mitigate storm water impacts of surface transportation and (2) enhance travel and tourism. The BIL also retains many of the planning requirements and programs from the already established FAST Act requirements for highway, transit, pedestrian, and bike programs and policies initially established in 1991 through the Intermodal Surface Transportation Efficiency Act (ISTEA).

For additional information on this legislation and the relationship to the TIP, visit <https://www.fhwa.dot.gov/bipartisan-infrastructure-law/>. The Florida Department of Transportation's (FDOT) Five-Year Work Program is the primary source of federally funded transportation projects. The TIP also includes County funded and municipally funded projects. Data required for the balance of the TIP development is assembled from input provided from the MPO Technical Advisory Committee (TAC)/Congestion Management Process (CMP), the Citizens' Advisory Committee (CAC), and the Bicycle/Pedestrian Advisory Committee (BPAC).

Projects are based on the MPO's priorities, TBARTA priorities, TMA priorities, and FDOT SIS priorities. Projects are selected from the results of technical analysis and transportation planning expertise provided by the MPO staff and their partnering agencies, with input provided by local elected officials. To prioritize identified transportation deficiencies and needs, the project selection process includes application of project prioritization criteria and also considers available funding.

Beginning with the FY 2013 - 2018 TIP, the FDOT, in cooperation with the Federal Highway Administration, modified the TIP format and added content to the FDOT Work Program portion of the TIP. The main purpose of the change was to increase transparency by showing the public the total cost of a project, including all production phases such as preliminary engineering, right-of-way acquisition and construction. To show this, three new columns appear in the Work Program. The first column is labeled "<2023." This column shows the costs of project phases in years prior to the FDOT Five-Year Work Program years. The second column is labeled ">2027." This Column contains the cost of project phases beyond the Five-Year Work Program years. The third column is labeled "All Years." This column shows a project's total cost for all nonstrategic Intermodal System projects and contains a reference to the LRTP Cost Affordable Plan, which is where long-range (beyond the five-year TIP) estimated project or program costs can be found. The result is a document that is informative and easily understood.

Performance Measures/Targets

Current Federal legislation requires state departments of transportation (state DOTs), metropolitan planning organizations (MPOs), and transit agencies to conduct performance-based planning by establishing data-driven performance targets for several transportation performance measures and programming transportation investments that are expected to achieve the defined targets. For more information see, Appendix A or [visit https://www.fhwa.dot.gov/fldiv/tpm.cfm](https://www.fhwa.dot.gov/fldiv/tpm.cfm).

At its June 11, 2020 board meeting, the Pasco Metropolitan Planning Organization, by Resolution No. 20-172, adopted the Transportation Performance Measures Consensus Planning Document (TPMCPD). The TPMCPD was cooperatively developed by the Florida Department of Transportation (FDOT) and Florida's 27 Metropolitan Planning Organizations (MPOs) through the Florida Metropolitan Planning Organization Advisory Council (MPOAC), and, by representation on the MPO boards and committees, the providers of public transportation in the MPO planning areas. The purpose of the TPMCPD is to outline the minimum roles of FDOT, the MPOs and the providers of public transportation in the MPO planning areas to ensure consistency to the maximum extent possible in satisfying the transportation performance management requirements circulated by the Federal government. The adoption of TPMCPD by the Pasco County MPO serves as documentation of agreement by the MPO and the provider(s) of public transportation in the MPO planning area to carry out their roles and responsibilities as described in the TPMCPD.

A brief description of each of these components follows:

- a. Project Prioritization by the MPO: The project selection process used by the MPO begins with the identification of transportation needs for all modes and services based on the 2045 Long-Range Transportation Plan (LRTP) (Mobility 2045). Transportation projects in the MPO's Needs Plan are then prioritized to facilitate the development of the 2045 Cost Affordable Plan.

The transition from the Needs Plan to the Cost Affordable Plan is facilitated through several techniques as listed below:

- Results of the regional travel demand modeling process, along with subsequent levels of service analyses performed outside the model using "smoothed" model-generated traffic volumes and additional traffic data;
- Technical evaluations performed as part of the LRTP development process, such as those summarized in separately bound technical memoranda for public transportation, the Intelligent Transportation System (ITS), safety and emergency management, and growth forecasts, among others;
- Numerous discussions among the MPO technical staff regarding the results of the technical evaluations and the overall transportation system priorities for Pasco County;
- Participation in the established regional transportation planning process through the Suncoast Transportation Planning Alliance

(SCTPA), the Tampa Bay TMA Leadership Group and TBARTA, which resulted in the identification of regional priorities for transportation improvements;

- Public input obtained from previously held LRTP public workshops, webpage requests (mpocomments@pascocountyfl.net), TAC, CAC, BPAC, and MPO Board meetings;
- Application of a quantitative roadway project prioritization and ranking process that considers the evaluation criteria provided in Table 1.

It should be noted that the transition to a Cost Affordable Long-Range Transportation Plan is an iterative process that focuses on achieving a balance of multimodal transportation solutions for Pasco County based on available revenues.

TIP Transportation Disadvantaged Element

According to Rule 41-2.009(2), Florida Administrative Code, and Subsection 427.015(1), Florida Statutes, a transportation disadvantaged element must be included in the Metropolitan Planning Organization's Transportation Improvement Program. This element is required to include:

"a project and program description, the planned costs and anticipated revenues for the services, identification of the year the project or services are to be undertaken and implemented and assurances that there has been coordination with local public transit and local government comprehensive planning bodies."

In preparing the Transportation Improvement Program, there was cooperation with the Florida Department of Transportation, District Seven, the local municipalities of Zephyrhills, Dade City, St. Leo, San Antonio, New Port Richey, and Port Richey, and GOPASCO, the county public transportation provider.

Executive Summary

Purpose

The purpose of the Pasco County MPO Transportation Improvement Program (TIP) is to identify all transportation projects and programs planned for implementation or development in Pasco County during the five-year period between July 01, 2022 and June 30, 2027. The programs and projects included within the Pasco County five-year TIP will either be funded by the Federal Highway Administration (FHWA) under Title 23 United States Code (USC), and the Federal Transit Administration (FTA), under Title 49, USC or are of such regional significance that they will require FHWA or FTA approval. For informational purposes, the TIP shall identify all regionally significant transportation projects, as defined in 40 CFR 51.392, not funded with Federal funds. This Executive Summary provides the FHWA with information on the TIP development process and includes the following:

- 1) Depicts the MPO's priorities for the expenditure of Federal and State funds for major funding categories by State fiscal year;
- 2) Demonstrates that the TIP is financially feasible; and
- 3) Provides assurance to the FHWA that the project selection process has been carried out in accordance with Federal requirements, Subsections (h) (2) and (i) (4) of Section 134 of Title 23, USC, per the SAFETEA-LU.

Financial Plan

This TIP lists the proposed funding by fiscal year for each scheduled project. This TIP is financially constrained for each year and includes projects and programs that can be implemented using current and proposed revenue sources based on the FDOT Tentative Work Program and local transportation revenues, as shown in the appropriated Pasco County adopted budget. The TIP is fiscally constrained, which means that the anticipated revenues match the projected cost of all projects in the FDOT work program.

The projects identified in the TIP can be implemented using revenues from existing sources that are reasonably expected by year. Fiscal constraint is shown by the Summary Chart located on Page 58, and the Fiscal Constraint Table located on page number 59, looking only at the five-year TIP period. These revenues projections are based on reasonable financial principles and information developed cooperatively between the MPO, the FDOT, and Pasco County as required by 23 CFR 450.234 (h). Projects funded by Title 23 and Title 49 funds and all regionally significant projects in the TIP reflect Year of Expenditure (YOE) costs based on the year in which funding is anticipated to be available pursuant with the requirements of 23 CFR Part 450.324 (a) and Section 359.173 (8), F.S.

Project Selection Process

The Federally funded projects included within this TIP were selected in accordance with Title 23, Section 134, Subsection (i) (4), USC. The project selection process, conducted cooperatively between the FDOT, the FHWA, the FTA, the Pasco County MPO, Pasco County and the MPO member municipalities within Pasco County, resulted in the development of the FDOT Five Year Work Program 2023-27 (FY 2023 through FY 2027). The MPO TIP project selection process is consistent with federal requirements contained in 23 C.F.R 450.332(b). Among the components of the projects selection process are (a) project prioritization, (b) local government project review, and (c) input derived from the FDOT Tentative Work Program Public

Hearing and the input derived from the MPO Long-Range Transportation Plan.

Table 1
Roadway Project Evaluation Criteria, Weighting, and FAST
ACT Goals

Weighting and FAST ACT Goals	Weighting	Safety	Infrastructure Condition	Congestion	System Reliability	Freight Movement & Economic	Environmental Sustainability	Reduced Project Delivery Delays
Mobility 2045 Evaluation Criteria								
Project Status (funded for construction)	15%		X	X	X	X	X	X
Congestion Level (roadway level of service)	15%			X	X			
Safety (crash data)	15%		X		X			
Sociocultural Effects, Environmental Justice, and Environmental Impacts	15%						X	
Emergency Evacuation Routes (designed routes)	10%				X			
Multimodal Connectivity	10%					X		
Truck Route (commonly used for goods movement)	10%					X		
Access to Activity Centers	10%				X	X		
TOTAL	100%							

The above criteria were used to prioritize the list of Cost Affordable transportation improvement project in the Long-Range Transportation Plan (LRTP) (2025-2045), which includes the integration of the County's Capital Improvement Program and the FDOT Work Program. This process resulted in a prioritized list of transportation projects for the inclusion into the Interim (2030) LRTP Cost Affordable Project List and provided further guidance in the selection of the MPO's priority projects. The procedures used to prioritize projects in the Interim LRTP Cost Affordable Project List are the same procedures described above in transitioning from the MPO's Needs Plan to the Cost Affordable Plan. In addition, the Pasco MPO identified freight related objectives that were integrated with the Congestion Management Plan (CMP) and incorporated into the Long- Range Transportation Plan. The MPO also looked for ways to mitigate freight conflicts and utilize effective resources, strategies, and tools. Moreover, the MPO sought to identify complete streets elements and implementation considerations associated with corridors or locations with significant freight truck traffic.

Projects were sought to be included in the annual MPOAC Freight Prioritization Program (FPP). The FPP identifies & promotes high priority freight projects within MPO planning boundaries for consideration in FDOT's 5-Year Work Program and other potential funding sources.

Ranking the priority of capital improvement elements of the Pasco County Comprehensive Plan, transit, sidewalk, and trail projects was performed as part of the development of the annual Pasco MPO List of Priority Projects. The criteria for prioritizing sidewalks/trails projects include, but is not limited to, safety, connectivity/continuity, transit stops, major land uses, and identification of these projects in local and regional plans for the transit list of priority projects. The latest Transit Development Plan (TDP) is also utilized as a guide in close coordination with GOPASCO.

- a. Local Government Project Review: The Pasco County MPO coordinates continuously with local governments over the course of the year in the review and development of the List of Priority Projects. Participating local governments include Pasco County and the four largest municipalities within Pasco County that are represented on the MPO Board as voting members, city staff, and the MPO Technical Advisory Committee members. Additionally, the MPO Citizens Advisory Committee includes county and municipal representatives residing in all participating member jurisdictions.
- b. The FDOT Tentative Work Program Public Hearing: The FDOT conducts an annual public hearing on its tentative work program whereby local governments, the MPO, and the public may review and provide comment on the tentative work program prior to its adoption. This public hearing process enables the FDOT to coordinate with the MPO on project selection prior to the final adoption of the FDOT Work Program. The public Tentative Work Program hearing was held on October 28, 2021, from 9:00 am to 6:00 p.m. Florida Department of Transportation, 11201 N. McKinley Dr. Tampa, FL 33612.

Project Consistency with Other Plans

- 1) The TIP for a five-year period (Fiscal Years 2022-23, 2023-2024, 2024-25, 2025-26 and 2026-27) is provided in Part 1 for the purposes of fulfilling Federal requirements, Subsections (h)(2) and (l)(4), Section 1-4 of Title 23, USC.
- 2) Only major categories of Federal funds are included with the TIP. These include the funding codes included within the Federal surface transportation legislation of 2021, the "Bipartisan Infrastructure Law" (BIL).
- 3) The Federally funded projects are consistent with the MPO's priorities.
- 4) The projects are selected in accordance with Title 23, Section 134, Subsection (i) (4), USC and 23 C.F.R 450.332(b).
- 5) The projects are consistent with:
 - a. The long-range plans of the MPO, the County, and the municipalities within Pasco County;
 - b. The Zephyrhills Airport Master Plan; and
 - c. The GOPASCO Transit Development Plan (TDP).
- 6) Federal funds can reasonably be expected to be made available for all projects within the time period shown for transportation project listings.

As part of the project selection process, all projects included within the TIP are considered financially feasible and consistent with the MPO priorities, the FDOT adopted work program, and Federal requirements. The Pasco County MPO List of Priority Projects (LOPP) is a major consideration when selecting and programming projects in FDOT's work program.

The development of the FDOT final work program includes those projects that are adopted by the MPO consistent with the List of Priority Projects. This list represents the roadway and non-motorized transportation improvement projects that are considered of highest priority for development by the MPO. The Long-Range Transportation Plan (LRTP) that was adopted in December 2019 also contains a list of cost-affordable transit improvements. Using this list of LRTP recommended improvements and the TDP that was developed and approved in 2013, a list of improvements was incorporated into the MPO's List of Priority Projects – Transit Section.

TIP Amendments /Modifications

When the MPO Board approves a TIP Amendment or modification, it will be placed as an appendix to the actual TIP document, available on the Pasco MPO website under "Programs." The documentation for a TIP amendment/modification will include the description of the amendment/modification from the MPO Board meeting agenda item and the FDOT STIP Sheet (financial sheet).

Preceding Year Federal Projects

Pursuant to the provisions of 23 U.S.C. 134(h) (7) (B) and 49 U.S.C. 5303(c) (5) (B), the MPO has published an annual listing of projects for which Federal funds have been obligated in the preceding year. The published document is available for public review in the MPO office and on the MPO's website at www.pascompo.net, under, <http://pascocountyfl.net/index.aspx?nid=1697> and on the Florida Department of Transportation (FDOT) website: http://www.fdot.gov/workprogram/Federal/fa_MPO_ObligDet.shtm

Public Participation

The Pasco County MPO is the primary agency responsible for transportation planning in Pasco County. The general public is afforded multiple opportunities to participate in developing the TIP and provide comments throughout the process, as documented in the Pasco MPO Public Participation Plan (PPP), Chapter 4. The PPP can be viewed on the MPO's website at www.pascompo.net. The PPP can be provided by printed copy upon request. The TIP public notice satisfies the Program of Projects (POP) requirements of the Urbanized Area Formula Program of the Federal Transit Administration (FTA) for GOPASCO as per FTA Circular 9030.1 E. MPO local and regional meetings are publicly noticed, open to the public, and allow for public comments. The following committees are involved in the MPO transportation planning process.

MPO Board

The MPO Board is comprised of nine members, five of which are members of the Pasco County Board of Commissioners and four of which are city council members representing the cities of Dade City, New Port Richey, Port Richey, and Zephyrhills, with FDOT acting in a technical advisory capacity. The MPO Board meets bi-monthly on the second Tuesday of the month and is responsible for reviewing and adopting

transportation plans and studies, establishing priorities for the County's transportation system and for establishing MPO policies.

Technical Advisory Committee (TAC)

The MPO Technical Advisory Committee (TAC) is comprised of technically qualified representatives from participating agencies or groups responsible for planning, developing, operating, or improving the transportation system in Pasco County. The TAC meets bi-monthly, in tandem with MPO Board meetings, on the second Monday of the month. TAC duties include the coordination of transportation planning and programming arising from the review of transportation technical studies and reports.

Congestion Management Process (CMP) Task Force

A Congestion Management Process (CMP) Task Force was assembled in 1996 to help produce an operational Congestion Management Plan in 1997. This task force is now comprised of TAC members and meets quarterly to provide recommendations for studies, solutions, and priorities. The CMP is a working tool that is integrated into the MPO's project prioritization process, TIP, and LRTP. The objectives-driven, performance-based CMP starts with the monitoring and evaluation of current conditions to identify where congestion exists. Based on the identified goals and objectives and the established performance measures of the CMP, this evaluation leads to the identification of potential mitigation strategies, implementation of appropriate strategies, and development of a monitoring plan.

The outputs of the CMP, such as identified congested corridors/locations and their recommended mitigation measures, proceed through the CMP where they are evaluated, and projects or programs are selected for implementation. The projects or programs that are identified for implementation through the CMP are moved into project development and programmed into the TIP for funding and implementation. The implemented projects are monitored to evaluate the strategy effectiveness on a system-wide basis. In Pasco County, CMP projects are typically funded using boxed funds identified in the LRTP along with other local revenues; this allows the MPO to annually add the most important strategies for implementation and expand funding levels to address local needs.

Citizen Advisory Committee (CAC)

The MPO Citizens Advisory Committee (CAC) is comprised of nine regular members (voting) appointed by the MPO Board. The membership is intended to reflect the demographic composition of Pasco County. Members are nominated by each MPO Board member from their respective districts or jurisdictions. Nominations are then ratified by the full MPO Board. In addition to the official members, at-large members and alternates are also appointed by the MPO Board. The CAC meets bi-monthly, in tandem with MPO Board meetings, on the first Wednesday of the month. The purpose of the CAC is to better inform transportation planning decisions made by the MPO Board by providing a citizens' perspective. To facilitate direct communication between the CAC and the MPO Board, a standing agenda item is placed on each MPO Board agenda whereby the CAC chair or another member updates the MPO Board on CAC activities and actions. The public at large, wishing to speak, also can do so during this MPO Board agenda item. The same direct public input opportunity is also available at the TAC and CAC meetings.

Bicycle and Pedestrian Advisory Committee (BPAC)

The MPO Bicycle/Pedestrian Advisory Committee (BPAC) was created in 2012 and is composed of thirteen (13) appointed persons who have technical,

professional, or personal interests in the provision of safe non-motorized transportation. The committee represents geographically diverse areas within the county to assure that a variety of issues are addressed. Each MPO Board voting member appoints a BPAC member and up to one alternate to represent their area. The BPAC is responsible for making recommendations to the MPO Board on matters concerning bicycle and pedestrian plans and the promotion of safety, security, education, and enforcement of laws pertaining to both pedestrians and bicyclists.

Local Coordinating Board (LCB)

The Local Coordinating Board (LCB) oversees the Transportation Disadvantaged Program, which focuses on, and provides transportation assistance to, economically and physically disadvantaged citizens in the community. The LCB membership consists of an elected official who serves as chairperson and representatives of social service agencies, private transportation providers, FDOT and citizens who utilize the program. The LCB meets quarterly.

Regional Transportation Coordination Activities

Suncoast Transportation Planning Alliance (SCTPA)

Regional coordination of transportation planning activities is an integral part of the MPO's planning program. This task is supported through the MPO's participation in the Suncoast Transportation Planning Alliance (SCTPA). The SCTPA, formerly the MPO Chairs Coordinating Committee (CCC) of West Central Florida, is the longest-standing regional transportation planning compact among MPOs in the State of Florida. Its members consist of the MPOs for Hernando/Citrus, Hillsborough, Pasco, Pinellas, Polk, and Sarasota/Manatee counties. The group also includes advisors from the Tampa Bay Area Regional Transit Authority (TBARTA), the Florida Department of Transportation (FDOT), the Tampa Bay Regional Planning Council (TBRPC), Pinellas Suncoast Transit Authority (PSTA), and Hillsborough Area Regional Transit (HART). The Alliance supports local, regional and statewide projects that improve access to transportation opportunities in the West Central Florida region. Through the hard work of this collaborative team of transit and transportation-minded individuals, the SCTPA has been successful in these efforts. As the region continues to grow in population, economic development and travel, the SCTPA provides sound, forward-thinking transit and transportation options to help promote and sustain this growth in a coordinated manner.

A subcommittee of the SCTPA is the TMA Leadership Group. This group focuses on the Tampa Bay Transportation Management Area (TMA), which is the tri-county urbanized core of the region. Comprised of three representatives each from the Pinellas, Hillsborough and Pasco County MPO boards, the Tampa Bay TMA Leadership Group meets regularly to develop consensus on regional transportation priorities for the Tampa Bay TMA.

Tri-County Local Coordinating Board

To meet the mobility needs of the transportation disadvantaged in the Tri-County area (Pasco, Pinellas, and Hillsborough), and to ensure transportation services are provided to the disadvantaged population in the most cost-effective manner possible, the three MPOs of the Tri-County formed a Tri-County Local Coordinating Board which meets quarterly. Its objectives include evaluating and addressing the regional priorities of the transportation disadvantaged and providing solutions and promoting regional transportation disadvantaged initiatives.

Tri-County Bicycle/Pedestrian Advisory Committee (BPAC)

The Tri-County Bicycle/Pedestrian Advisory Committee (Hillsborough, Pasco and Pinellas counties) is composed of members of the three MPO BPACs and meets triennially to discuss issues concerning regional bicycle and pedestrian plans and projects and recommend bicycle and pedestrian priorities to the SCTPA for inclusion in the region's MPOs' annual list of priority projects and Transportation Alternatives (TA) projects.

Transportation Improvement Project Development

The development of most transportation improvement projects is generally separated into the following sequential phases:

- 1) Project Development and Environment (PD&E) phase;
- 2) Design (PE) phase;
- 3) Right-of-Way Acquisition (ROW) phase; and
- 4) Construction (CST) phase.

Some projects may not include a ROW phase if land acquisition is not needed to complete the project. Project costs shown on the TIP for project listings on the Strategic Intermodal System (SIS) will identify historical costs, a five-year timeline of the current TIP, and a five-year timeline beyond the current TIP, but for project phases beyond 10 years, the cost may not represent the total project cost. If there is no construction phase on the TIP project page, then the entry will probably not be reflective of the total project cost. For some projects, such as resurfacing, safety, or operational projects, there may not be a total cost provided, but rather additional details on the specific program in question.

The SIS is a network of high-priority transportation facilities which includes the State's largest and most significant commercial service airports, spaceport, deep water seaports, freight rail terminals, passenger rail and intercity bus terminals, rail corridors, waterways, and highways. All projects on the SIS will have a SIS identifier on the TIP page.

For costs beyond the 10-year time frame, access to the LRTP is provided. The link to the LRTP is www.pascompo.net (see MPO Plans and Programs). The LRTP reference on the TIP page provides the information necessary to locate the full project costs and/or additional details regarding the project in the LRTP. If there is no LRTP reference in the TIP, full project costs are provided in the TIP.

DISCLAIMER:

The "Total Project Cost" amount displayed for each of the Federal and State-Funded projects in the TIP represents ten years of programming in the FDOT's Work Program database for projects on the SIS (Fiscal Years [FY] 2022-31) and five years of programming in the FDOT Work Program for non-SIS projects (FYs 2022-2026), plus historical cost information for all projects having expenditures paid by FDOT prior to FY 2022. For a more comprehensive view of a project's anticipated total project cost for all phases of a project, please refer to the MPO LRTP.

Public Involvement Opportunities in the Development of the TIP

During the development of the TIP, opportunities for public participation were provided through the following means:


- 1) March 30, 2022: Legal Notice for Draft FY 2022-2027 TIP advertised in the Tampa Bay Times and on the Pasco MPO website
- 2) April 6, 2022: 30-day public comment period for Draft FY 2022-2027 TIP began
- 3) April 6, 2022: Draft FY 2022-2027 TIP made available for public comment on the MPO website and in the MPO office.
- 4) April 6, 2022: Draft FY 2022-2027 TIP presented to the MPO CAC for review and comment at their regular meeting in Dade City
- 5) April 6, 2022: Opportunity for public comment on the Draft FY 2022-2027 TIP made available at the MPO CAC meeting in Dade City
- 6) April 11, 2022: Draft FY 2022-2027 TIP presented to the MPO TAC for review and comment at their regular meeting in Dade City
- 7) April 11, 2022: Opportunity for public comment on the Draft FY 2022-2027 TIP made available at the MPO TAC meeting in Dade City
- 8) April 14, 2022: Draft FY 2022-2027 TIP presented to the MPO Board for review and comment at their regular meeting in Dade City
- 9) April 14, 2022: Opportunity for public comment on the Draft FY 2022-2027 TIP made available at the MPO Board meeting in Dade City
- 10) June 1, 2022: Legal Notice for Draft FY 2022-2027 TIP public hearing advertised in the Tampa Bay Times and on the Pasco MPO website
- 11) June 9, 2022: Draft FY 2022-2027 TIP presented to the MPO Board for adoption and comment at their regular meeting in New Port Richey
- 12) June 9, 2022: Opportunity for public comment on the Draft FY 2022-2027 TIP made available at the public hearing conducted at the regular MPO Board meeting in New Port Richey



PASCO COUNTY
METROPOLITAN PLANNING ORGANIZATION
TRANSPORTATION IMPROVEMENT PROGRAM

2022 LIST OF PRIORITY PROJECTS

ADOPTION DATE: JUNE 09, 2022



A handwritten signature in black ink, appearing to read "Lance Smith", written over a horizontal line.

(Councilman Lance Smith)

CHAIRMAN PASCO COUNTY
METROPOLITAN PLANNING
ORGANIZATION

Proposed Priority 2022	FPN	Responsible Agency	Project	From	To	Description	Funded Phase	Funded Year	Request	Status
1	419182-2	FDOT	US 41/SR 54	W of Wilson Rd/SR 54	E of Osprey Ln/SR 54	New interchange	ROW	FY 2025	CST	SU application submitted 2021
2		County	Orange Belt Segment 4 Tower Rd	Suncoast Trail West	Tower Rd/ Bexley Village Dr	Connects to Suncoast Trail Suntrail Application Submitted			CST	Suntrail Application Submitted 2019
2		County	Orange Belt Segment 5 Tower Rd	Sunlake	US 41	12ft MU Path/Trail Route study, late 2021 Segment 1-3 funded			PD&E	Route Study
			Orange Belt Segment 6 Caliente Rd	US 41	Cypress Creek				PD&E	Route Study
			Orange Belt Segment 7 Cypress Creek	Cypress Creek	SR 52				PD&E	Route Study

3		FDOT	Starkey Trail at SR 54	S of SR 54	N of SR 54	Pedestrian Overpass		PD&E	Suntrail	Mid block East Installed FY 2024
3	447558-1	County City of NPR	Bayou Trail Connection	River Gulf Blvd	Baylea	Cottee River Underpass			PD&E	Motion made 4/14/2022 MPO Board Meeting
4	256422-2	FDOT	US 301 (SR 41/Gall Blvd)	SR 39	S of CR 54	New one-way pair	ROW	FY 2026	PE/ROW /CST	SU application submitted 2021
5	416564-2	FDOT	US 301/SR 41/Gall Blvd	S of SR 56	S of SR 39/Paul Buchman Hwy	Add lanes and reconstruct (2U to 4D)	ROW	FY 2024	CST	SU application submitted 2021
6	257298-3	FDOT	CR 578/County Line Rd	East Rd/ Mariner Blvd	Spring Time St/ Suncoast Pkw	Revised PD&E needed				SU Application Submitted 2021
7	445653-2	New County Project	Old Pasco Rd	CR 54	SR 52	ROW	ROW	2026		New Project
7		City of New Port Richey	Grand Blvd Multi Use Path	Marine Parkway	Massa- chusetts Ave	Design	N/A		New Project	

8		FDOT/County/ Zephyrhills	Eiland Blvd Multiuse Path	N of SR 54	US 301	Multi Use Path				
9		FDOT/County/ Zephyrhills	Wire Rd Multiuse Path	Pretty Pond Rd	CR 54	Analysis Completed 2022				Move to TA list Sidewalk
10	432734-4	County	Overpass Rd	E of Boyette Rd	US 301	Widen existing roadway construct new roadway	PE Env	FY 22 FY 22/23	ROW/CST	
11	408075-2	FDOT	US 301 (SR 39)	S of CR 54/Eiland Blvd	North of Kossik Rd	Add lanes and reconstruct (4D to 6D)	ROW	FY 21/22 FY 23/24	ROW/CST	SU Application Submitted 2021
12	445197-1	FDOT	SR 54 at Collier Pkwy			New intersection			CST	SIS funding Beyond 5-year TIP
13	443367-1	FDOT	SR 56 Extension	US 301/SR 41	US 98/SR 35/SR 700				PE/ROW /CST	Project Study 2021
13	439416-1	County City of New Port Richey	Marine Parkway at US 19			Pedestrian Overpass			PD&E	Motion made 4/14/2022 MPO Board Meeting
14	447536-2	FDOT	US 301	S of US 98	SR 50/Cortez Blvd				PE/ROW /CST	Hernando County Line
15	255796-3	FDOT	US 301	Hillsborough County Line	SR 56	Add lanes and reconstruct			PD&E	

16		FDOT/County	Old Dixie Hwy Multiuse Path	Sea Ranch	Race Track Rd	Feasibility Study Requested Funding				SU Application Submitted 2022
17		County	Tower Rd Extension	E of Terminus Rangeland Blvd	Sunlake Blvd	Construct new 4 lanes	Route Study/ Pond Siting Analysis County		PDE	New County Project
17		County	Tower Rd Extension	Sunlake Blvd	US 41	Construct new 4 lanes	Route Study/ Pond Siting Analysis County		PDE	New County Project
18		County	SR 52/Adair Rd	Adair Rd	SR 52	Intersection Improvements	Feasibility Study MPO		PDE	New County Project
19		County	Tower Rd Overpass	Suncoast Parkway			Route Study			New County Project
20		FDOT/County/ Zephyrhills	Geiger Rd Multiuse Path	Eiland Blvd	US 301	Multi Use Path				
N/A		FDOT	Multi Modal Study SR 54/56	US 19	US 301	Intersections Bike/ped Future RTS				
N/A		FDOT	Multi Modal Study US 19	Pinellas County Line	Hernando County Line	Safety Improvements				
N/A		County/FDOT	Hicks Road	New York Av	Bolton Rd	New Road Alignment				

2022 Pasco MPO Transportation Alternative Program Priority Projects

Unfunded Transportation Alternative Projects

U	County/ Zephyrhills	Wire Rd	CR 54	Daughtery Rd	Roadway Analysis 2022 Duke to construct Sidewalk/MU path just South and North.
U	County	Zimmerman Rd	Ranch Rd	SR 52	Did not qualified for SRTS Funds in 2019 Motion made 4/22 MPO Board Meeting
U	County	Ranch Rd II	Hanks Ln	Ponderosa	Added 5/22 New project HOA approval for ROW Mid block crossing RR/ Crossing to the south on Ponderosa Ave
U	County	Centennial Rd. Sidewalk	US 301	Newsome Rd.	
U	County	17 Street Sidewalk	Meridian Ave.	CR 41 / Lock St.	
U	County	Perrine Ranch Rd. Sidewalk	East of Grand Blvd.	Mountain Ash Way	ROW Verification Needed

Priority Local Transit Projects

Unfunded Local Transit Priority Projects

Proposed Priority	Project	Service/Description	Status	Project Cost
1	Continue Existing Service	Ongoing with a goal to maintain at least the 2016 level of revenue miles (2.1M) and trips (900k)		\$4M
2	Continue Administrative Support and Maintenance Support		Ongoing	\$1.4 M
3	REC/ Route Expansion Continuation Study			\$500k
4	Bus Stop Amenities		Ongoing installation of 22 shelters; goal is for benches at stops with 50 trips and shelters at stops with 100 trips	\$1.1M
5	New Maintenance and Administration Building on West Side of Pasco County		Architectural and Engineering Process Starting Oct 2021	300k
6	Intelligent Transit System (ITS)	Intelligent Transit System (ITS)	Funded 5307	\$600,000
7	Enhanced Transfer Stations at Key Locations	Enhanced Transfer Stations at Key Locations	Requesting funding in FY23	

2022 SCPTA Regional Transportation Project Priorities List

Adopted December 10, 2021

Funded Regional Transportation Priority Projects

- ❖ Howard Frankland Bridge Replacement
- ❖ Gateway Expressway
- ❖ I-75 interchange at Overpass Rd
- ❖ I-75 Interchange at Big Bend Road
- ❖ Suncoast Parkway 2 Expansion
- ❖ I-275/SR 60 Tampa Westshore District Interchange
- ❖ Central Avenue Bus Rapid Transit Route
- ❖ I-275 Safety & Operational Improvements at Downtown Tampa/I-4 Interchange

Top Transportation Project Priorities for the Greater Tampa Bay Region

- ❖ I-75 Interchange at Gibsonton Dr
- ❖ I-275 Express Lanes from I-375 to Gandy Blvd.
- ❖ SR 54/US 41 Intersection
- ❖ Regional Rapid Transit Route in the I-275 Corridor
- ❖ Support HART's exploration and negotiation for use of the CSX right-of-way for passenger transportation
- ❖ SR 52 Widening
- ❖ Central Polk Parkway Segment 1
- ❖ US 41 from SR 44 to SR 200
- ❖ Desoto Bridge Replacement
- ❖ Bradenton-Palmetto Connector
- ❖ CR 557 from US 17/92 to I-4

State and Federal Transportation Improvement Fund Codes

Code	Description	Fund Group Description
ACAN	ADVANCE CONSTRUCTION ANY AREA	FEDERAL - FHWA
ACBR	ADVANCE CONSTRUCTION (BRT)	FEDERAL - FHWA
ACBZ	ADVANCE CONSTRUCTION (BRTZ)	FEDERAL - FHWA
ACCM	ADVANCE CONSTRUCTION (CM)	FEDERAL - FHWA
ACER	ADVANCE CONSTRUCTION (ER)	FEDERAL - FHWA
ACFP	AC FREIGHT PROG (NFP)	FEDERAL - FHWA
ACID	ADV CONSTRUCTION SAFETY (HSID)	FEDERAL - FHWA
ACLD	ADV CONSTRUCTION SAFETY (HSLD)	FEDERAL - FHWA
ACNP	ADVANCE CONSTRUCTION NHPP	FEDERAL - FHWA
ACNR	AC NAT HWY PERFORM RESURFACING	FEDERAL - FHWA
ACPL	ADVANCE CONSTRUCTION PLANNING	FEDERAL - FHWA
ACSA	ADVANCE CONSTRUCTION (SA)	FEDERAL - FHWA
ACSL	ADVANCE CONSTRUCTION (SL)	FEDERAL - FHWA
ACSN	ADVANCE CONSTRUCTION (SN)	FEDERAL - FHWA
ACSS	ADVANCE CONSTRUCTION (SS,HSP)	FEDERAL - FHWA
ACSU	ADVANCE CONSTRUCTION (SU)	FEDERAL - FHWA
ARPA	AMERICAN RESCUE PLAN ACT	FEDERAL NON-FHWA
ART	ARTERIAL HIGHWAYS PROGRAMS	STATE
ARTW	ARTERIAL WIDENING PROGRAM	STATE
BNBR	AMENDMENT 4 BONDS (BRIDGES)	STATE
BNDS	BOND - STATE	STATE
BNIR	INTRASTATE R/W & BRIDGE BONDS	STATE
BRP	STATE BRIDGE REPLACEMENT	STATE
BRRP	STATE BRIDGE REPAIR & REHAB	STATE
BRTZ	FED BRIDGE REPL - OFF SYSTEM	FEDERAL - FHWA
CFA	CONTRACTOR FUNDS ADVANCE	OTHER NON-FEDERAL FUNDS
CIGP	COUNTY INCENTIVE GRANT PROGRAM	STATE
CM	CONGESTION MITIGATION - AQ	FEDERAL - FHWA
D	UNRESTRICTED STATE PRIMARY	STATE
DC	STATE PRIMARY PE CONSULTANTS	STATE
DDR	DISTRICT DEDICATED REVENUE	STATE
DEM	ENVIRONMENTAL MITIGATION	STATE
DER	EMERGENCY RELIEF - STATE FUNDS	STATE
DFTA	FED PASS-THROUGH \$ FROM FTA	FEDERAL NON-FHWA
DI	ST. - S/W INTER/INTRASTATE HWY	STATE
DIH	STATE IN-HOUSE PRODUCT SUPPORT	STATE
DIOH	STATE 100% - OVERHEAD	STATE
DIS	STRATEGIC INTERMODAL SYSTEM	STATE
DITS	STATEWIDE ITS - STATE 100%.	STATE
DL	LOCAL FUNDS - PTO - BUDGETED	LOCAL
DPTO	STATE - PTO	STATE
DRA	REST AREAS - STATE 100%	STATE

DS	STATE PRIMARY HIGHWAYS & PTO	STATE
DSB0	UNALLOCATED TO FACILITY	STATE
DSB1	SKYWAY	STATE
DSB3	PINELLAS BAYWAY	STATE
DSBT	TURNPIKE/REIMBURSED BY TOLL	STATE
DSPC	SERVICE PATROL CONTRACT	STATE
DU	STATE PRIMARY/FEDERAL REIMB	FEDERAL NON-FHWA
DUCA	TRANSIT CARES/CRRSAA ACT	FEDERAL NON-FHWA
DWS	WEIGH STATIONS - STATE 100%	STATE
EB	EQUITY BONUS	FEDERAL - FHWA
EBNH	EQUITY BONUS SUPPLEMENTING NH	FEDERAL - FHWA
EM19	GAA EARMARKS FY 2019	STATE
EM20	GAA EARMARKS FY 2020	STATE
EM21	GAA EARMARKS FY 2021	STATE
EM22	GAA EARMARKS FY 2022	STATE
ER17	2017 EMERGENCY RELIEF EVENTS	FEDERAL - FHWA
ER19	2019 EMERGENCY RELIEF EVENTS	FEDERAL - FHWA
ER20	2020 EMERGENCY RELIEF EVENTS	FEDERAL - FHWA
F001	FEDERAL DISCRETIONARY - US19	FEDERAL - FHWA
FAA	FEDERAL AVIATION ADMIN	FEDERAL NON-FHWA
FBD	FERRYBOAT DISCRETIONARY	FEDERAL - FHWA
FCO	PRIMARY/FIXED CAPITAL OUTLAY	STATE
FEDR	FEDERAL RESEARCH ACTIVITIES	FEDERAL - FHWA
FEMA	FED EMERGENCY MGT AGENCY	FEDERAL NON-FHWA
FHPP	FEDERAL HIGH PRIORITY PROJECTS	FEDERAL - FHWA
FINC	FINANCING CORP	FINC - FINANCING CORP.
FLAP	FEDERAL LANDS ACCESS PROGRAM	FEDERAL - FHWA
FRA	FEDERAL RAILROAD ADMINISTRATN	FEDERAL NON-FHWA
FTA	FEDERAL TRANSIT ADMINISTRATION	FEDERAL NON-FHWA
FTAT	FHWA TRANSFER TO FTA (NON-BUD)	FEDERAL - FHWA
GFBR	GEN FUND BRIDGE REPAIR/REPLACE	FEDERAL - FHWA
GFNP	NP FEDERAL RELIEF GENERAL FUND	FEDERAL - FHWA
GFSA	GF STPBG ANY AREA	FEDERAL - FHWA
GFSL	GF STPBG <200K<5K (SMALL URB)	FEDERAL - FHWA
GFSN	GF STPBG <5K (RURAL)	FEDERAL - FHWA
GFSU	GF STPBG >200 (URBAN)	FEDERAL - FHWA
GMR	GROWTH MANAGEMENT FOR SIS	STATE
GRSC	GROWTH MANAGEMENT FOR SCOP	STATE
HP	FEDERAL HIGHWAY PLANNING	FEDERAL - FHWA
HPP	HIGH PRIORITY PROJECTS	FEDERAL - FHWA
HR	FEDERAL HIGHWAY RESEARCH	FEDERAL - FHWA
HRRR	HIGH RISK RURAL ROAD	FEDERAL - FHWA
HSP	SAFETY (HIWAY SAFETY PROGRAM)	FEDERAL - FHWA
HSPT	SAFETY EDUCATIONAL-TRANSFERRED	FEDERAL - FHWA
LF	LOCAL FUNDS	LOCAL
LFB	LOCAL FUNDS BUDGET	LOCAL
LFBN	LOCAL TO RESERVE BNDS BUDGET	STATE

LFD	"LF" FOR STTF UTILITY WORK	STATE
LFF	LOCAL FUND - FOR MATCHING F/A	LOCAL
LFI	LOCAL FUNDS INTEREST EARNED	LOCAL
LFNE	LOCAL FUNDS NOT IN ESCROW	LOCAL
LFP	LOCAL FUNDS FOR PARTICIPATING	LOCAL
LFR	LOCAL FUNDS/REIMBURSABLE	LOCAL
LFRF	LOCAL FUND REIMBURSABLE-FUTURE	LOCAL
LFU	LOCAL FUNDS_FOR UNFORSEEN WORK	STATE
MCOR	MULTI-USE COR S.338.2278,F.S.	STATE
NFP	NATIONAL FREIGHT PROGRAM	FEDERAL - FHWA
NFPD	NAT FREIGHT PGM-DISCRETIONARY	FEDERAL - FHWA
NH	PRINCIPAL ARTERIALS	FEDERAL - FHWA
NHBR	NATIONAL HIGHWAYS BRIDGES	FEDERAL - FHWA
NHPP	IM, BRDG REPL, NATNL HWY-MAP21	FEDERAL - FHWA
NHRE	NAT HWY PERFORM - RESURFACING	FEDERAL - FHWA
NHTS	NATIONAL HWY TRAFFIC SAFETY	FEDERAL NON-FHWA
NSTP	NEW STARTS TRANSIT PROGRAM	STATE
NSWR	2015 SB2514A-NEW STARTS TRANST	STATE
PKBD	TURNPIKE MASTER BOND FUND	STATE
PKED	2012 SB1998-TURNPIKE FEEDER RD	STATE
PKLF	LOCAL SUPPORT FOR TURNPIKE	STATE
PKM1	TURNPIKE TOLL MAINTENANCE	STATE
PKOH	TURNPIKE INDIRECT COSTS	STATE
PKYI	TURNPIKE IMPROVEMENT	STATE
PKYO	TURNPIKE TOLL COLLECTION/OPER.	STATE
PKYR	TURNPIKE RENEWAL & REPLACEMENT	STATE
PLH	PUBLIC LANDS HIGHWAY	FEDERAL - FHWA
PLHD	PUBLIC LANDS HIGHWAY DISCR	FEDERAL - FHWA
POED	2012 SB1998-SEAPORT INVESTMENT	STATE
PORB	PORT FUNDS RETURNED FROM BONDS	STATE
PORT	SEAPORTS	STATE
RBRP	REIMBURSABLE BRP FUNDS	STATE
RECT	RECREATIONAL TRAILS	FEDERAL - FHWA
RED	REDISTR. OF FA (SEC 1102F)	FEDERAL - FHWA
REPE	REPURPOSED FEDERAL EARMARKS	FEDERAL - FHWA
RHH	RAIL HIGHWAY X-INGS - HAZARD	FEDERAL - FHWA
RHP	RAIL HIGHWAY X-INGS - PROT DEV	FEDERAL - FHWA
ROWR	ROW LEASE REVENUES	STATE
S117	STP EARMARKS - 2005	FEDERAL - FHWA
SA	STP, ANY AREA	FEDERAL - FHWA
SAAN	STP, ANY AREA - NOT ON NHS	FEDERAL - FHWA
SABR	STP, BRIDGES	FEDERAL - FHWA
SAFE	SECURE AIRPORTS FOR FL ECONOMY	STATE
SCED	2012 SB1998-SMALL CO OUTREACH	STATE
SCMC	SCOP M-CORR S.338.2278,F.S.	STATE
SCOP	SMALL COUNTY OUTREACH PROGRAM	STATE
SCRA	SMALL COUNTY RESURFACING	STATE
SCRC	SCOP FOR RURAL COMMUNITIES	STATE

SCWR	2015 SB2514A-SMALL CO OUTREACH	STATE
SE	STP, ENHANCEMENT	FEDERAL - FHWA
SIB1	STATE INFRASTRUCTURE BANK	STATE
SIBF	FEDERAL FUNDED SIB	FEDERAL - FHWA
SIWR	2015 SB2514A-STRATEGIC INT SYS	STATE
SL	STP, AREAS <= 200K	FEDERAL - FHWA
SN	STP, MANDATORY NON-URBAN <= 5K	FEDERAL - FHWA
SPN	PROCEED FROM SPONSOR AGREEMENT	STATE
SR2S	SAFE ROUTES - INFRASTRUCTURE	FEDERAL - FHWA
SR2T	SAFE ROUTES - TRANSFER	FEDERAL - FHWA
SRMC	SCRAP M-CORR S.338.2278,F.S.	STATE
SSM	FED SUPPORT SERVICES/MINORITY	FEDERAL - FHWA
ST10	STP EARMARKS - 2010	FEDERAL - FHWA
STED	2012 SB1998-STRATEGIC ECON COR	STATE
SU	STP, URBAN AREAS > 200K	FEDERAL - FHWA
TALL	TRANSPORTATION ALTS- <200K	FEDERAL - FHWA
TALN	TRANSPORTATION ALTS- < 5K	FEDERAL - FHWA
TALT	TRANSPORTATION ALTS- ANY AREA	FEDERAL - FHWA
TALU	TRANSPORTATION ALTS- >200K	FEDERAL - FHWA
TCP	FUEL TAX COMPLIANCE PROJECT	FEDERAL - FHWA
TCSP	TRANS, COMMUNITY & SYSTEM PRES	FEDERAL - FHWA
TDDR	TRANS DISADV - DDR USE	STATE
TDED	TRANS DISADV TRUST FUND - \$10M	STATE
TDMC	TD M-CORR S.338.2278,F.S.	STATE
TDPD	TD PAYROLL REDIST D FUNDS	STATE
TDTF	TRANS DISADV - TRUST FUND	STATE
TGR	TIGER/BUILD GRANT THROUGH FHWA	FEDERAL - FHWA
TIGR	TIGER/BUILD HIGHWAY GRANT	FEDERAL NON-FHWA
TIMP	TRANSPORTATION IMPROVEMENTS	FEDERAL - FHWA
TLWR	2015 SB2514A-TRAIL NETWORK	STATE
TM01	SUNSHINE SKYWAY	STATE
TM03	PINELLAS BAYWAY	STATE
TM06	TAMPA-HILLSBOROUGH EXPR. AUTH.	STATE
TO01	SUNSHINE SKYWAY	STATE
TO03	PINELLAS BAYWAY	STATE
TO06	TAMPA-HILLSBOROUGH EXPR. AUTH.	STATE
TRIP	TRANS REGIONAL INCENTIVE PROGM	STATE
TRWR	2015 SB2514A-TRAN REG INCT PRG	STATE
TSM	TRANSPORT SYSTEMS MANAGEMENT	FEDERAL - FHWA
WKOC	2012 SB1998-REPAYMNT OOC DEBT	STATE

Pasco MPO FY 2023 - 2027 Transportation Improvement Program Project List									
									04/11/2022
HIGHWAY PROJECTS									
Item Number: 256334 1	Project Description: SR 52/SCHRADER HWY FROM E OF US 41 (SR 45) TO EHREN CUTOFF	L RTP Page:ES-20							
District: 07	County: PASCO	Type of Work: ADD LANES & RECONSTRUCT	Project Length: 5.385MI						
Extra Description:	2 TO 4 LANES								
Phase / Responsible Agency		Fiscal Year							
		<2023	2023	2024	2025	2026	2027	>2027	All Years
PRELIMINARY ENGINEERING / MANAGED BY FDOT									
Fund Code:	ACSA-ADVANCE CONSTRUCTION (SA)	462,432							462,432
	ACSU-ADVANCE CONSTRUCTION (SU)	731,100							731,100
	DDR-DISTRICT DEDICATED REVENUE	630,247							630,247
	DEM-ENVIRONMENTAL MITIGATION	4							4
	DEMW-ENVIRONMEN MITIGATION-WETLANDS	363							363
	DIH-STATE IN-HOUSE PRODUCT SUPPORT	125,847							125,847
	DS-STATE PRIMARY HIGHWAYS & PTO	128,523							128,523
	GFSU-GF STPBG >200 (URBAN)		1,000,000						1,000,000
	LF-LOCAL FUNDS	293,120							293,120
	SA-STP, ANY AREA	2,217,444							2,217,444
	SL-STP, AREAS <= 200K	3,818,014							3,818,014
	Phase: PRELIMINARY ENGINEERING Totals	8,407,094	1,000,000						9,407,094
RIGHT OF WAY / MANAGED BY FDOT									
Fund Code:	DIH-STATE IN-HOUSE PRODUCT SUPPORT	25,563							25,563
	DS-STATE PRIMARY HIGHWAYS & PTO	5,115							5,115
	LFP-LOCAL FUNDS FOR PARTICIPATING	13,030							13,030
	TRIP-TRANS REGIONAL INCENTIVE PROGM	13,030							13,030
	Phase: RIGHT OF WAY Totals	56,738							56,738
RAILROAD & UTILITIES / MANAGED BY FDOT									
Fund Code:	DDR-DISTRICT DEDICATED REVENUE					2,000,000			2,000,000
	LF-LOCAL FUNDS					1,000,000			1,000,000
	Phase: RAILROAD & UTILITIES Totals					3,000,000			3,000,000
CONSTRUCTION / MANAGED BY FDOT									
Fund Code:	CM-CONGESTION MITIGATION - AQ					1,380,997			1,380,997
	DDR-DISTRICT DEDICATED REVENUE					36,524,781			36,524,781
	DIH-STATE IN-HOUSE PRODUCT SUPPORT					981,487			981,487
	DS-STATE PRIMARY HIGHWAYS & PTO					2,012,222			2,012,222
	SU-STP, URBAN AREAS > 200K					9,476,126			9,476,126
	TRIP-TRANS REGIONAL INCENTIVE PROGM					4,123,447			4,123,447
	TRWR-2015 SB2514A-TRAN REG INCT PRG					2,300,000			2,300,000
	Phase: CONSTRUCTION Totals					56,799,060			56,799,060
ENVIRONMENTAL / MANAGED BY FDOT									
Fund Code:	CM-CONGESTION MITIGATION - AQ			1,394,212					1,394,212
	DS-STATE PRIMARY HIGHWAYS & PTO	16,909		395,068					411,977
	SU-STP, URBAN AREAS > 200K				460,448				460,448
	Phase: ENVIRONMENTAL Totals	16,909		1,789,280	460,448				2,266,637
	Item: 256334 1 Totals	8,480,741	1,000,000	1,789,280	460,448	59,799,060			71,529,529
Item Number: 256334 3	Project Description: SR 52/SCHRADER HWY FM EHREN CUTOFF TO W OF CR 581/BELLAMY BR	L RTP Page:ES-20							
District: 07	County: PASCO	Type of Work: ADD LANES & RECONSTRUCT	Project Length: 3.959MI						
Extra Description:	2 TO 4 LANES WITH PROVISIONS TO EXPAND TO 6 WITH PED PATH								

Pasco MPO FY 2023 - 2027 Transportation Improvement Program Project List

04/11/2022

Phase / Responsible Agency		Fiscal Year							All Years
		<2023	2023	2024	2025	2026	2027	>2027	
RAILROAD & UTILITIES / MANAGED BY FDOT									
Fund Code:	LF-LOCAL FUNDS						1,000,000		1,000,000
CONSTRUCTION / MANAGED BY FDOT									
Fund Code:	DDR-DISTRICT DEDICATED REVENUE						27,108,867		27,108,867
	DIH-STATE IN-HOUSE PRODUCT SUPPORT						759,844		759,844
	SL-STP, AREAS <= 200K						4,012,504		4,012,504
	SU-STP, URBAN AREAS > 200K						10,933,454		10,933,454
	TRIP-TRANS REGIONAL INCENTIVE PROGM						4,319,519		4,319,519
	TRWR-2015 SB2514A-TRAN REG INCT PRG						2,388,063		2,388,063
Phase: CONSTRUCTION Totals							49,522,251		
Item: 256334 3 Totals							50,522,251		
Item Number: 256334 4	Project Description: SR 52/SCHRADER HWY FM E OF US41 TO W OF CR 581/BELLAMY BR								
District: 07	County: PASCO								
Extra Description:	2 TO 4 LANES - ROW ACQUISITION								
Phase / Responsible Agency		Fiscal Year							All Years
		<2023	2023	2024	2025	2026	2027	>2027	
RIGHT OF WAY / MANAGED BY FDOT									
Fund Code:	ACCM-ADVANCE CONSTRUCTION (CM)		338,751						338,751
	ACSL-ADVANCE CONSTRUCTION (SL)		3,272,048						3,272,048
	ACSU-ADVANCE CONSTRUCTION (SU)		1,448,003						1,448,003
	DDR-DISTRICT DEDICATED REVENUE		408,709		344,234				752,943
	DIH-STATE IN-HOUSE PRODUCT SUPPORT		36,671	173,329					210,000
	DS-STATE PRIMARY HIGHWAYS & PTO		54,158						54,158
	GFSL-GF STPBG <200K		565,847						565,847
	REPE-REPURPOSED FEDERAL EARMARKS		165,280						165,280
	SA-STP, ANY AREA		2,739,691						2,739,691
	SL-STP, AREAS <= 200K		636,783	4,157,170	2,298,761				7,092,714
	SU-STP, URBAN AREAS > 200K		3,765,945	491,483	500,000				4,757,428
Phase: RIGHT OF WAY Totals			13,431,886	4,821,982	3,142,995				21,396,863
Item: 256334 4 Totals			13,431,886	4,821,982	3,142,995				21,396,863
Project Totals			21,912,627	5,821,982	4,932,275	460,448	59,799,060	50,522,251	92,926,392
Item Number: 256422 2	Project Description: US 301 (SR 41/GALL) FROM SR 39 TO S OF CR 54								
District: 07	County: PASCO								
Phase / Responsible Agency		Fiscal Year							All Years
		<2023	2023	2024	2025	2026	2027	>2027	
PRELIMINARY ENGINEERING / MANAGED BY FDOT									
Fund Code:	DDR-DISTRICT DEDICATED REVENUE		3,242,875						3,242,875
	DEM-ENVIRONMENTAL MITIGATION		523						523
	DIH-STATE IN-HOUSE PRODUCT SUPPORT		340,350						340,350
	DS-STATE PRIMARY HIGHWAYS & PTO		5,031,242						5,031,242
	LF-LOCAL FUNDS		17,040						17,040
Phase: PRELIMINARY ENGINEERING Totals			8,632,030						8,632,030
RIGHT OF WAY / MANAGED BY FDOT									
Fund Code:	ACSA-ADVANCE CONSTRUCTION (SA)		48,900						48,900
	CM-CONGESTION MITIGATION - AQ		1,263,123						1,263,123
	DDR-DISTRICT DEDICATED REVENUE		1,419,996			2,000,000			3,419,996
	DIH-STATE IN-HOUSE PRODUCT SUPPORT		410,394						410,394

Pasco MPO FY 2023 - 2027 Transportation Improvement Program Project List									
									04/11/2022
	DS-STATE PRIMARY HIGHWAYS & PTO	454,623							454,623
	SA-STP, ANY AREA	104,707							104,707
	SU-STP, URBAN AREAS > 200K	4,733,877							4,733,877
	Phase: RIGHT OF WAY Totals	8,435,620				2,000,000			10,435,620
ENVIRONMENTAL / MANAGED BY FDOT									
Fund Code:	DS-STATE PRIMARY HIGHWAYS & PTO	163,540							163,540
	Item: 256422 2 Totals	17,231,190				2,000,000			19,231,190
	Project Totals	17,231,190				2,000,000			19,231,190
Item Number: 256423 3	Project Description: US 98 FROM US 301 SOUTH TO US 301 NORTH	L RTP Page:ES-20 in New Amendment Table							
District: 07	County: PASCO	Type of Work: ADD LANES & RECONSTRUCT	Project Length: 1.602MI						
Fiscal Year									
Phase / Responsible Agency	<2023	2023	2024	2025	2026	2027	>2027	All Years	
PRELIMINARY ENGINEERING / MANAGED BY FDOT									
Fund Code:	ART-ARTERIAL HIGHWAYS PROGRAMS	1,670,000	508,750						2,178,750
	DDR-DISTRICT DEDICATED REVENUE	877,297							877,297
	DEM-ENVIRONMENTAL MITIGATION	407							407
	DIH-STATE IN-HOUSE PRODUCT SUPPORT	95,757							95,757
	DS-STATE PRIMARY HIGHWAYS & PTO	125,262							125,262
	GISA-GF STPBG ANY AREA	859,418							859,418
	Phase: PRELIMINARY ENGINEERING Totals	3,628,141	508,750						4,136,891
RIGHT OF WAY / MANAGED BY FDOT									
Fund Code:	ART-ARTERIAL HIGHWAYS PROGRAMS	21,500,000							21,500,000
	DIH-STATE IN-HOUSE PRODUCT SUPPORT	100,000	300,000						400,000
	DS-STATE PRIMARY HIGHWAYS & PTO	140,062							140,062
	Phase: RIGHT OF WAY Totals	21,740,062	300,000						22,040,062
RAILROAD & UTILITIES / MANAGED BY FDOT									
Fund Code:	ART-ARTERIAL HIGHWAYS PROGRAMS	250,000							250,000
	LF-LOCAL FUNDS		3,000,000						3,000,000
	Phase: RAILROAD & UTILITIES Totals	250,000	3,000,000						3,250,000
ENVIRONMENTAL / MANAGED BY FDOT									
Fund Code:	DS-STATE PRIMARY HIGHWAYS & PTO	8,854							8,854
DESIGN BUILD / MANAGED BY FDOT									
Fund Code:	ART-ARTERIAL HIGHWAYS PROGRAMS		34,500,001						34,500,001
	DIH-STATE IN-HOUSE PRODUCT SUPPORT		472,500						472,500
	Phase: DESIGN BUILD Totals		34,972,501						34,972,501
	Item: 256423 3 Totals	25,627,057	38,781,251						64,408,308
	Project Totals	25,627,057	38,781,251						64,408,308
Item Number: 408075 2	Project Description: US 301 (SR 39) FM S OF CR 54/EILAND BLVD TO N OF KOSSIK RD	L RTP Page:ES-20							
District: 07	County: PASCO	Type of Work: ADD LANES & RECONSTRUCT	Project Length: 2.035MI						
Extra Description:	4 TO 6 LANES								
Fiscal Year									
Phase / Responsible Agency	<2023	2023	2024	2025	2026	2027	>2027	All Years	
PRELIMINARY ENGINEERING / MANAGED BY FDOT									
Fund Code:	ACSA-ADVANCE CONSTRUCTION (SA)	6,000							6,000
	DDR-DISTRICT DEDICATED REVENUE	343,503							343,503
	DEMW-ENVIRONMEN MITIGATION-WETLANDS	5,305							5,305
	DIH-STATE IN-HOUSE PRODUCT SUPPORT	72,725							72,725

Pasco MPO FY 2023 - 2027 Transportation Improvement Program Project List									
									04/11/2022
	DS-STATE PRIMARY HIGHWAYS & PTO	57,545							57,545
	SA-STP, ANY AREA	3,120,142							3,120,142
	SL-STP, AREAS <= 200K	322,537							322,537
	Phase: PRELIMINARY ENGINEERING Totals	3,927,757							3,927,757
RIGHT OF WAY / MANAGED BY FDOT									
Fund Code:	DDR-DISTRICT DEDICATED REVENUE	1,183,000							1,183,000
	DIH-STATE IN-HOUSE PRODUCT SUPPORT	20,213							20,213
	Phase: RIGHT OF WAY Totals	1,203,213							1,203,213
ENVIRONMENTAL / MANAGED BY FDOT									
Fund Code:	DS-STATE PRIMARY HIGHWAYS & PTO		104,446						104,446
	Item: 408075 2 Totals	5,130,970	104,446						5,235,416
	Project Totals	5,130,970	104,446						5,235,416
Item Number: 416564 2	Project Description: US 301/SR 41/GALL FROM S OF SR 56 TO S OF SR 39/PAUL BUCHMAN								
District: 07	County: PASCO	Type of Work: ADD LANES & RECONSTRUCT	Project Length: 1.763MI						
Extra Description:	2 TO 4 LANES								
Fiscal Year									
Phase / Responsible Agency	<2023	2023	2024	2025	2026	2027	>2027	All Years	
PRELIMINARY ENGINEERING / MANAGED BY FDOT									
Fund Code:	ACSA-ADVANCE CONSTRUCTION (SA)	1,065,160							1,065,160
	ACSU-ADVANCE CONSTRUCTION (SU)	234,906							234,906
	DDR-DISTRICT DEDICATED REVENUE	52,849							52,849
	DIH-STATE IN-HOUSE PRODUCT SUPPORT	50,319							50,319
	DS-STATE PRIMARY HIGHWAYS & PTO	325,102							325,102
	SA-STP, ANY AREA	23,358							23,358
	SU-STP, URBAN AREAS > 200K	2,204,053							2,204,053
	Phase: PRELIMINARY ENGINEERING Totals	3,955,747							3,955,747
RIGHT OF WAY / MANAGED BY FDOT									
Fund Code:	ACSA-ADVANCE CONSTRUCTION (SA)	42,718							42,718
	DDR-DISTRICT DEDICATED REVENUE	6,371	10,000						16,371
	DIH-STATE IN-HOUSE PRODUCT SUPPORT	40,000							40,000
	DS-STATE PRIMARY HIGHWAYS & PTO	1,000							1,000
	SL-STP, AREAS <= 200K	34,899							34,899
	Phase: RIGHT OF WAY Totals	124,988	10,000						134,988
ENVIRONMENTAL / MANAGED BY FDOT									
Fund Code:	DS-STATE PRIMARY HIGHWAYS & PTO	15,000	61,780						76,780
	Item: 416564 2 Totals	4,095,735	71,780						4,167,515
	Project Totals	4,095,735	71,780						4,167,515
Item Number: 419182 2	Project Description: US 41(SR45) AT SR54 FROM W OF WILSON RD TO E OF OSPREY LN	*SIS*							
District: 07	County: PASCO	Type of Work: INTERCHANGE (NEW)	Project Length: 3.141MI						
Extra Description:	6 TO 8 LANES - NEW INTERCHANGE								
Fiscal Year									
Phase / Responsible Agency	<2023	2023	2024	2025	2026	2027	>2027	All Years	
PRELIMINARY ENGINEERING / MANAGED BY FDOT									
Fund Code:	DDR-DISTRICT DEDICATED REVENUE	1,334,673							1,334,673
	DI-ST. - S/W INTER/INTRASTATE HWY		4,000,000						4,000,000
	DIH-STATE IN-HOUSE PRODUCT SUPPORT	16,104							16,104
	DS-STATE PRIMARY HIGHWAYS & PTO	2,163,317		1,000,000					3,163,317

Pasco MPO FY 2023 - 2027 Transportation Improvement Program Project List									
04/11/2022									
Phase: PRELIMINARY ENGINEERING Totals		3,514,094	4,000,000	1,000,000					8,514,094
RIGHT OF WAY / MANAGED BY FDOT									
Fund Code:	ACNP-ADVANCE CONSTRUCTION NHPP					4,662,113			4,662,113
	BNIR-INTRASTATE R/W & BRIDGE BONDS					23,953,387			23,953,387
Phase: RIGHT OF WAY Totals						28,615,500			28,615,500
CONSTRUCTION / MANAGED BY FDOT									
Fund Code:	ACNP-ADVANCE CONSTRUCTION NHPP							56,495,396	56,495,396
	DI-ST. - S/W INTER/INTRASTATE HWY							119,814,482	119,814,482
	DS-STATE PRIMARY HIGHWAYS & PTO	1,042							1,042
	STED-2012 SB1998-STRATEGIC ECON COR							33,569,794	33,569,794
Phase: CONSTRUCTION Totals		1,042						209,879,672	209,880,714
Item: 419182 2 Totals		3,515,136	4,000,000	1,000,000		28,615,500		209,879,672	247,010,308
Project Totals		3,515,136	4,000,000	1,000,000		28,615,500		209,879,672	247,010,308
Item Number: 430573 2	Project Description: I75/I275 FROM COUNTY LINE ROAD TO SR 56 (PHASE II)		*SIS*	L RTP Page:ES-20					
District: 07	County: PASCO	Type of Work: NEW ROAD CONSTRUCTION		Project Length: 1.653MI					
Extra Description:	CONSTRUCT SB CD ROAD SYSTEM TO COMPLEMENT NB CD ROAD SYSTEM								
Fiscal Year									
Phase / Responsible Agency	<2023	2023	2024	2025	2026	2027	>2027	All Years	
PRELIMINARY ENGINEERING / MANAGED BY FDOT									
Fund Code:	DDR-DISTRICT DEDICATED REVENUE	7,923							7,923
	DI-ST. - S/W INTER/INTRASTATE HWY		5,664,110						5,664,110
	DIH-STATE IN-HOUSE PRODUCT SUPPORT	2,500							2,500
	DS-STATE PRIMARY HIGHWAYS & PTO	9,635							9,635
Phase: PRELIMINARY ENGINEERING Totals		20,058	5,664,110						5,684,168
RIGHT OF WAY / MANAGED BY FDOT									
Fund Code:	CM-CONGESTION MITIGATION - AQ				190,054				190,054
	DDR-DISTRICT DEDICATED REVENUE				35,700				35,700
	DIH-STATE IN-HOUSE PRODUCT SUPPORT				60,000				60,000
	SL-STP, AREAS <= 200K				1,903,346				1,903,346
Phase: RIGHT OF WAY Totals					2,189,100				2,189,100
CONSTRUCTION / MANAGED BY FDOT									
Fund Code:	DI-ST. - S/W INTER/INTRASTATE HWY				18,760,646				18,760,646
	DIH-STATE IN-HOUSE PRODUCT SUPPORT				654,979				654,979
	GMR-GROWTH MANAGEMENT FOR SIS				13,521,864				13,521,864
	STED-2012 SB1998-STRATEGIC ECON COR				16,840,865				16,840,865
Phase: CONSTRUCTION Totals					49,778,354				49,778,354
Item: 430573 2 Totals		20,058	5,664,110		2,189,100				57,651,622
Project Totals		20,058	5,664,110		2,189,100				57,651,622
Item Number: 439832 1	Project Description: SR 52/MERIDIAN AVE FROM W OF STORCH LN TO US 98/US 301/SR 533		L RTP Page:ES-14 & ES-15, 10-12						
District: 07	County: PASCO	Type of Work: RESURFACING		Project Length: 8.069MI					
Extra Description:	2 LANES								
Fiscal Year									
Phase / Responsible Agency	<2023	2023	2024	2025	2026	2027	>2027	All Years	
PRELIMINARY ENGINEERING / MANAGED BY FDOT									
Fund Code:	DDR-DISTRICT DEDICATED REVENUE	18,693							18,693
	DEM-ENVIRONMENTAL MITIGATION	104							104

Pasco MPO FY 2023 - 2027 Transportation Improvement Program Project List									
									04/11/2022
	DIH-STATE IN-HOUSE PRODUCT SUPPORT	25,155							25,155
	DS-STATE PRIMARY HIGHWAYS & PTO	1,583,921							1,583,921
	Phase: PRELIMINARY ENGINEERING Totals	1,627,873							1,627,873
CONSTRUCTION / MANAGED BY FDOT									
Fund Code:	DS-STATE PRIMARY HIGHWAYS & PTO	45,730							45,730
	SA-STP, ANY AREA		6,759,645						6,759,645
	Phase: CONSTRUCTION Totals	45,730	6,759,645						6,805,375
	Item: 439832 1 Totals	1,673,603	6,759,645						8,433,248
Item Number: 439832 2	Project Description: SR 52/MERIDIAN AVE @ N 21ST ST/CR41 FR CHURCH AVE TO CR578/SUWANNEE WY								
District: 07	County: PASCO	Type of Work: ROUNDABOUT	Project Length: 0.162MI						
Phase / Responsible Agency		Fiscal Year							
		<2023	2023	2024	2025	2026	2027	>2027	All Years
PRELIMINARY ENGINEERING / MANAGED BY FDOT									
Fund Code:	DDR-DISTRICT DEDICATED REVENUE	21,641							21,641
	DIH-STATE IN-HOUSE PRODUCT SUPPORT	56,888							56,888
	DS-STATE PRIMARY HIGHWAYS & PTO	18,739							18,739
	SU-STP, URBAN AREAS > 200K	534,476							534,476
	Phase: PRELIMINARY ENGINEERING Totals	631,744							631,744
RIGHT OF WAY / MANAGED BY FDOT									
Fund Code:	DIH-STATE IN-HOUSE PRODUCT SUPPORT		220,000						220,000
	SU-STP, URBAN AREAS > 200K		894,100						894,100
	Phase: RIGHT OF WAY Totals		1,114,100						1,114,100
CONSTRUCTION / MANAGED BY FDOT									
Fund Code:	DIH-STATE IN-HOUSE PRODUCT SUPPORT					26,050			26,050
	DS-STATE PRIMARY HIGHWAYS & PTO					244,984			244,984
	SU-STP, URBAN AREAS > 200K					1,508,789			1,508,789
	Phase: CONSTRUCTION Totals					1,779,823			1,779,823
	Item: 439832 2 Totals	631,744	1,114,100			1,779,823			3,525,667
Item Number: 439832 3	Project Description: SR 52 AT COLLEGE AVE/POMPANIC ST								
District: 07	County: PASCO	Type of Work: ROUNDABOUT	Project Length: 0.141MI						
Phase / Responsible Agency		Fiscal Year							
		<2023	2023	2024	2025	2026	2027	>2027	All Years
PRELIMINARY ENGINEERING / MANAGED BY FDOT									
Fund Code:	DDR-DISTRICT DEDICATED REVENUE	4,383							4,383
	DIH-STATE IN-HOUSE PRODUCT SUPPORT	2,583	1,000						3,583
	DS-STATE PRIMARY HIGHWAYS & PTO	20,912							20,912
	Phase: PRELIMINARY ENGINEERING Totals	27,878	1,000						28,878
RIGHT OF WAY / MANAGED BY FDOT									
Fund Code:	SU-STP, URBAN AREAS > 200K	266,500							266,500
DESIGN BUILD / MANAGED BY FDOT									
Fund Code:	CIGP-COUNTY INCENTIVE GRANT PROGRAM		714,103						714,103
	SU-STP, URBAN AREAS > 200K		878,348						878,348
	Phase: DESIGN BUILD Totals		1,592,451						1,592,451
	Item: 439832 3 Totals	294,378	1,593,451						1,887,829
	Project Totals	2,599,725	8,353,096	1,114,100		1,779,823			13,846,744

Pasco MPO FY 2023 - 2027 Transportation Improvement Program Project List									
04/11/2022									
Item Number: 440063 1	Project Description: US 301/SR 41/GALL BLVD FROM HILLSBOROUGH CO LINE TO S OF SR 39	L RTP Pages:ES-14 & ES-15, 10-12							
District: 07	County: PASCO	Type of Work: RESURFACING	Project Length: 3.746MI						
Extra Description:	2 LANES								
Fiscal Year									
Phase / Responsible Agency	<2023	2023	2024	2025	2026	2027	>2027	All Years	
PRELIMINARY ENGINEERING / MANAGED BY FDOT									
Fund Code:	DDR-DISTRICT DEDICATED REVENUE	2,076							2,076
	DIH-STATE IN-HOUSE PRODUCT SUPPORT	18,078							18,078
	DS-STATE PRIMARY HIGHWAYS & PTO	1,130,941							1,130,941
	Phase: PRELIMINARY ENGINEERING Totals	1,151,095							1,151,095
CONSTRUCTION / MANAGED BY FDOT									
Fund Code:	CM-CONGESTION MITIGATION - AQ	23,536							23,536
	DS-STATE PRIMARY HIGHWAYS & PTO	25,912	780,925						806,837
	SA-STP, ANY AREA		4,963,799						4,963,799
	Phase: CONSTRUCTION Totals	25,912	5,768,260						5,794,172
	Item: 440063 1 Totals	1,177,007	5,768,260						6,945,267
	Project Totals	1,177,007	5,768,260						6,945,267
Item Number: 440265 1	Project Description: ORANGE BELT TRAIL - SEG 1 FROM E OF LITTLE RD TO SR 54	L RTP Page:8-24							
District: 07	County: PASCO	Type of Work: BIKE PATH/TRAIL	Project Length: 0.000						
Fiscal Year									
Phase / Responsible Agency	<2023	2023	2024	2025	2026	2027	>2027	All Years	
CONSTRUCTION / MANAGED BY PASCO COUNTY BOARD OF COUNTY CO									
Fund Code:	TLWR-2015 SB2514A-TRAIL NETWORK			3,877,366					3,877,366
	Item: 440265 1 Totals			3,877,366					3,877,366
	Project Totals			3,877,366					3,877,366
Item Number: 441094 1	Project Description: OLD CR 54 FROM SR 54 TO W OF LITTLE RD	L RTP Page:8-22							
District: 07	County: PASCO	Type of Work: SIDEWALK	Project Length: 0.909MI						
Extra Description:	CONSTRUCT SIDEWALK/BOARDWALK								
Fiscal Year									
Phase / Responsible Agency	<2023	2023	2024	2025	2026	2027	>2027	All Years	
PRELIMINARY ENGINEERING / MANAGED BY FDOT									
Fund Code:	ACSA-ADVANCE CONSTRUCTION (SA)	2,000							2,000
	TALU-TRANSPORTATION ALTS- >200K	96,600							96,600
	Phase: PRELIMINARY ENGINEERING Totals	98,600							98,600
CONSTRUCTION / MANAGED BY PASCO COUNTY BOARD OF COUNTY CO									
Fund Code:	TALT-TRANSPORTATION ALTS- ANY AREA	1,113,742							1,113,742
	TALU-TRANSPORTATION ALTS- >200K	181,484							181,484
	Phase: CONSTRUCTION Totals	1,295,226							1,295,226
	Item: 441094 1 Totals	98,600	1,295,226						1,393,826
	Project Totals	98,600	1,295,226						1,393,826
Item Number: 441320 1	Project Description: SR 56/54 FROM GUNN HWY TO CR 581	*SIS* L RTP Page:ES-16 & ES-20							
District: 07	County: PASCO	Type of Work: ATMS - ARTERIAL TRAFFIC MGMT	Project Length: 15.631MI						
Extra Description:	ADDING CAMERAS, BLUETOOTH READERS, FIBER OPTICS, SYSTEM DET SIGNAL CONTROLLER UPGRADES ALONG ENITRE CORRIDOR								

Pasco MPO FY 2023 - 2027 Transportation Improvement Program Project List									
04/11/2022									
Phase / Responsible Agency		Fiscal Year							
		<2023	2023	2024	2025	2026	2027	>2027	All Years
PRELIMINARY ENGINEERING / MANAGED BY FDOT									
Fund Code:	DDR-DISTRICT DEDICATED REVENUE	11,427							11,427
	DIH-STATE IN-HOUSE PRODUCT SUPPORT	20,907							20,907
	DS-STATE PRIMARY HIGHWAYS & PTO	237,334							237,334
	SU-STP, URBAN AREAS > 200K		197,448						197,448
Phase: PRELIMINARY ENGINEERING Totals		269,668	197,448						467,116
RAILROAD & UTILITIES / MANAGED BY FDOT									
Fund Code:	DDR-DISTRICT DEDICATED REVENUE	50,000							50,000
ENVIRONMENTAL / MANAGED BY FDOT									
Fund Code:	DDR-DISTRICT DEDICATED REVENUE	250							250
DESIGN BUILD / MANAGED BY FDOT									
Fund Code:	ACSU-ADVANCE CONSTRUCTION (SU)		3,986,104						3,986,104
	DDR-DISTRICT DEDICATED REVENUE	1,355							1,355
	DIH-STATE IN-HOUSE PRODUCT SUPPORT		107,290						107,290
	DS-STATE PRIMARY HIGHWAYS & PTO	5,378							5,378
	SU-STP, URBAN AREAS > 200K		357,631						357,631
	TRIP-TRANS REGIONAL INCENTIVE PROGM		2,264,783						2,264,783
	TRWR-2015 SB2514A-TRAN REG INCT PRG		2,078,952						2,078,952
Phase: DESIGN BUILD Totals		6,733	8,794,760						8,801,493
Item: 441320 1 Totals		326,651	8,992,208						9,318,859
Project Totals		326,651	8,992,208						9,318,859
Item Number: 441658 1	Project Description: SR 54 FROM US 41/SR 45/LAND O LAKES BLVD TO E OF KNIGHT RD	*SIS*	LRTP Page:ES-14 & ES-15, 10-12						
District: 07	County: PASCO	Type of Work: RESURFACING	Project Length: 0.765MI						
Extra Description:	6 LANES								
Phase / Responsible Agency		Fiscal Year							
		<2023	2023	2024	2025	2026	2027	>2027	All Years
PRELIMINARY ENGINEERING / MANAGED BY FDOT									
Fund Code:	DDR-DISTRICT DEDICATED REVENUE	489,718							489,718
	DIH-STATE IN-HOUSE PRODUCT SUPPORT	13,249							13,249
	DS-STATE PRIMARY HIGHWAYS & PTO	6,822							6,822
Phase: PRELIMINARY ENGINEERING Totals		509,789							509,789
CONSTRUCTION / MANAGED BY FDOT									
Fund Code:	DDR-DISTRICT DEDICATED REVENUE		4,443,700						4,443,700
	DIH-STATE IN-HOUSE PRODUCT SUPPORT		59,514						59,514
	DS-STATE PRIMARY HIGHWAYS & PTO	18,464							18,464
Phase: CONSTRUCTION Totals		18,464	4,503,214						4,521,678
Item: 441658 1 Totals		528,253	4,503,214						5,031,467
Item Number: 441659 1	Project Description: US 41/SR 45 FROM N OF COUNTY LINE/WILLOW BEND PARKWAY TO BELL LAKE RD	*SIS*	LRTP Page:ES-14 & ES-15, 10-12						
District: 07	County: PASCO	Type of Work: RESURFACING	Project Length: 3.280MI						
Extra Description:	6 LANES								
Phase / Responsible Agency		Fiscal Year							
		<2023	2023	2024	2025	2026	2027	>2027	All Years
PRELIMINARY ENGINEERING / MANAGED BY FDOT									
Fund Code:	DDR-DISTRICT DEDICATED REVENUE	1,347,420							1,347,420
	DEM-ENVIRONMENTAL MITIGATION	276							276

Pasco MPO FY 2023 - 2027 Transportation Improvement Program Project List									
04/11/2022									
	DIH-STATE IN-HOUSE PRODUCT SUPPORT	44,696							44,696
	DS-STATE PRIMARY HIGHWAYS & PTO	23,783							23,783
Phase: PRELIMINARY ENGINEERING Totals		1,416,175							1,416,175
RAILROAD & UTILITIES / MANAGED BY FDOT									
Fund Code:	DDR-DISTRICT DEDICATED REVENUE	30,000							30,000
	DS-STATE PRIMARY HIGHWAYS & PTO		21,897						21,897
Phase: RAILROAD & UTILITIES Totals		30,000	21,897						51,897
CONSTRUCTION / MANAGED BY FDOT									
Fund Code:	DS-STATE PRIMARY HIGHWAYS & PTO	38,536							38,536
	SA-STP, ANY AREA		7,681,746						7,681,746
Phase: CONSTRUCTION Totals		38,536	7,681,746						7,720,282
ENVIRONMENTAL / MANAGED BY FDOT									
Fund Code:	DS-STATE PRIMARY HIGHWAYS & PTO	15,000							15,000
	Item: 441659 1 Totals	1,499,711	7,703,643						9,203,354
	Project Totals	2,027,964	12,206,857						14,234,821
Item Number: 443368 3	Project Description: US 98/SR 35/SR 700 FROM POLK CO LINE/CR54 TO OLD LAKELAND HWY	LRTP Page: ES-20 Ammdment							
District: 07	County: PASCO	Type of Work: ADD LANES & RECONSTRUCT		Project Length: 5.126MI					
Extra Description:	2 TO 4 LANES								
Phase / Responsible Agency		Fiscal Year							
<2023		2023	2024	2025	2026	2027	>2027	All Years	
PRELIMINARY ENGINEERING / MANAGED BY FDOT									
Fund Code:	ACSA-ADVANCE CONSTRUCTION (SA)	27,156							27,156
	ARPA-AMERICAN RESCUE PLAN ACT	1,860,100							1,860,100
	DDR-DISTRICT DEDICATED REVENUE	1,824,395							1,824,395
	DEM-ENVIRONMENTAL MITIGATION	356							356
	DIH-STATE IN-HOUSE PRODUCT SUPPORT	84,393							84,393
	DS-STATE PRIMARY HIGHWAYS & PTO	349,390							349,390
	GFS-STATE STPBG ANY AREA	827,432							827,432
	SA-STP, ANY AREA	49,095							49,095
Phase: PRELIMINARY ENGINEERING Totals		5,022,317							5,022,317
RIGHT OF WAY / MANAGED BY FDOT									
Fund Code:	ARPA-AMERICAN RESCUE PLAN ACT	3,539,400							3,539,400
	DIH-STATE IN-HOUSE PRODUCT SUPPORT	110,000	30,000						140,000
	DS-STATE PRIMARY HIGHWAYS & PTO	5,000							5,000
Phase: RIGHT OF WAY Totals		3,654,400	30,000						3,684,400
DESIGN BUILD / MANAGED BY FDOT									
Fund Code:	ARPA-AMERICAN RESCUE PLAN ACT		72,850,000						72,850,000
	DIH-STATE IN-HOUSE PRODUCT SUPPORT		128,375						128,375
	DS-STATE PRIMARY HIGHWAYS & PTO	176							176
Phase: DESIGN BUILD Totals		176	72,978,375						72,978,551
Item: 443368 3 Totals		8,676,893	73,008,375						81,685,268
Item Number: 443368 4	Project Description: US 98/SR 700 FROM S OF OLD LAKELAND HWY TO US 301/SR 53/SR 39/SR 700	LRTP Page: ES-20 Ammdment							
District: 07	County: PASCO	Type of Work: ADD LANES & RECONSTRUCT		Project Length: 3.057MI					
Extra Description:	2 TO 4 LANES								
Phase / Responsible Agency		Fiscal Year							

Pasco MPO FY 2023 - 2027 Transportation Improvement Program Project List									
04/11/2022									
Phase / Responsible Agency		<2023	2023	2024	2025	2026	2027	>2027	All Years
PRELIMINARY ENGINEERING / MANAGED BY FDOT									
Fund Code:	ARPA-AMERICAN RESCUE PLAN ACT	496,775							496,775
	DDR-DISTRICT DEDICATED REVENUE	27,958							27,958
	DS-STATE PRIMARY HIGHWAYS & PTO	226,027							226,027
Phase: PRELIMINARY ENGINEERING Totals		750,760							750,760
RIGHT OF WAY / MANAGED BY FDOT									
Fund Code:	ARPA-AMERICAN RESCUE PLAN ACT	14,042,784							14,042,784
	DIH-STATE IN-HOUSE PRODUCT SUPPORT	310,000							310,000
Phase: RIGHT OF WAY Totals		14,352,784							14,352,784
RAILROAD & UTILITIES / MANAGED BY FDOT									
Fund Code:	DDR-DISTRICT DEDICATED REVENUE	70,000							70,000
DESIGN BUILD / MANAGED BY FDOT									
Fund Code:	ARPA-AMERICAN RESCUE PLAN ACT		67,050,000						67,050,000
	DIH-STATE IN-HOUSE PRODUCT SUPPORT		128,375						128,375
Phase: DESIGN BUILD Totals			67,178,375						67,178,375
Item: 443368 4 Totals		15,173,544	67,178,375						82,351,919
Project Totals		23,850,437	140,186,750						164,037,187
Item Number: 443783 1	Project Description: SR 54 FROM US 19/SR 55 TO W OF VIRGINIA CITY DR	L RTP Page:ES-14 & ES-15, 10-12							
District: 07	County: PASCO	Type of Work: RESURFACING	Project Length: 1.624MI						
Extra Description:	6 LANES								
Fiscal Year									
Phase / Responsible Agency		<2023	2023	2024	2025	2026	2027	>2027	All Years
PRELIMINARY ENGINEERING / MANAGED BY FDOT									
Fund Code:	DDR-DISTRICT DEDICATED REVENUE	625,615							625,615
	DIH-STATE IN-HOUSE PRODUCT SUPPORT	16,124							16,124
	DS-STATE PRIMARY HIGHWAYS & PTO	7,833							7,833
Phase: PRELIMINARY ENGINEERING Totals		649,572							649,572
CONSTRUCTION / MANAGED BY FDOT									
Fund Code:	DDR-DISTRICT DEDICATED REVENUE		6,247,283						6,247,283
	DIH-STATE IN-HOUSE PRODUCT SUPPORT		83,516						83,516
	DS-STATE PRIMARY HIGHWAYS & PTO	24,144							24,144
Phase: CONSTRUCTION Totals		24,144	6,330,799						6,354,943
Item: 443783 1 Totals		673,716	6,330,799						7,004,515
Project Totals		673,716	6,330,799						7,004,515
Item Number: 443784 1	Project Description: SR 54 FROM E OF LITTLE RD INTERSECTION TO MARATHON DR	L RTP Page:ES-14 & ES-15, 10-12							
District: 07	County: PASCO	Type of Work: RESURFACING	Project Length: 3.219MI						
Extra Description:	6 LANES								
Fiscal Year									
Phase / Responsible Agency		<2023	2023	2024	2025	2026	2027	>2027	All Years
PRELIMINARY ENGINEERING / MANAGED BY FDOT									
Fund Code:	DDR-DISTRICT DEDICATED REVENUE	1,302,889							1,302,889
	DIH-STATE IN-HOUSE PRODUCT SUPPORT	20,894							20,894
	DS-STATE PRIMARY HIGHWAYS & PTO	279,734							279,734
Phase: PRELIMINARY ENGINEERING Totals		1,603,517							1,603,517
CONSTRUCTION / MANAGED BY FDOT									
Fund Code:	ACNR-AC NAT HWY PERFORM RESURFACING		132,193						132,193

Pasco MPO FY 2023 - 2027 Transportation Improvement Program Project List									
									04/11/2022
	DDR-DISTRICT DEDICATED REVENUE		1,489,714						1,489,714
	DIH-STATE IN-HOUSE PRODUCT SUPPORT		6,531						6,531
	DS-STATE PRIMARY HIGHWAYS & PTO	26,095							26,095
	SA-STP, ANY AREA		6,715,246						6,715,246
	Phase: CONSTRUCTION Totals	26,095	8,343,684						8,369,779
	Item: 443784 1 Totals	1,629,612	8,343,684						9,973,296
Item Number: 443784 2	Project Description: SR 54 FROM W OF LITTLE RD TO MARATHON DR	L RTP Page:ES-14 & ES-20							
District: 07	County: PASCO	Type of Work: URBAN CORRIDOR IMPROVEMENTS	Project Length: 3.219MI						
Extra Description:	COMPLETE STREETS								
			Fiscal Year						
Phase / Responsible Agency			<2023	2023	2024	2025	2026	2027	>2027 All Years
CONSTRUCTION / MANAGED BY FDOT									
Fund Code: DDR-DISTRICT DEDICATED REVENUE				2,044,003					2,044,003
DIH-STATE IN-HOUSE PRODUCT SUPPORT				28,650					28,650
Phase: CONSTRUCTION Totals				2,072,653					2,072,653
Item: 443784 2 Totals				2,072,653					2,072,653
Project Totals			1,629,612	10,416,337					12,045,949
Item Number: 443837 1	Project Description: US 19/SR 55 OVER PITHLACHASCOTEE RIVER BR#140005 SUBSTRUCTURE REPAIR	*SIS* L RTP Page:ES-14 & ES-15							
District: 07	County: PASCO	Type of Work: BRIDGE-REPAIR/REHABILITATION	Project Length: 0.051MI						
Extra Description:	#140005								
			Fiscal Year						
Phase / Responsible Agency			<2023	2023	2024	2025	2026	2027	>2027 All Years
PRELIMINARY ENGINEERING / MANAGED BY FDOT									
Fund Code: BRRP-STATE BRIDGE REPAIR & REHAB				75,000					75,000
DIH-STATE IN-HOUSE PRODUCT SUPPORT				1,000					1,000
Phase: PRELIMINARY ENGINEERING Totals				76,000					76,000
CONSTRUCTION / MANAGED BY FDOT									
Fund Code: BRRP-STATE BRIDGE REPAIR & REHAB					177,721				177,721
DIH-STATE IN-HOUSE PRODUCT SUPPORT					2,370				2,370
Phase: CONSTRUCTION Totals					180,091				180,091
Item: 443837 1 Totals				76,000	180,091				256,091
Project Totals				76,000	180,091				256,091
Item Number: 445502 1	Project Description: BEXLEY ELEMENTARY - BALLANTRAE BLVD FROM N OF STRATON PL TO TOWER RD	L RTP Page:8-22							
District: 07	County: PASCO	Type of Work: SIDEWALK	Project Length: 0.000						
Extra Description:	CONSTRUCT 6 FT SIDEWALK - SAFE ROUTES TO SCHOOL								
			Fiscal Year						
Phase / Responsible Agency			<2023	2023	2024	2025	2026	2027	>2027 All Years
PRELIMINARY ENGINEERING / MANAGED BY FDOT									
Fund Code: SR2T-SAFE ROUTES - TRANSFER					371,207				371,207
CONSTRUCTION / MANAGED BY FDOT									
Fund Code: SR2T-SAFE ROUTES - TRANSFER							321,602		321,602
Item: 445502 1 Totals					371,207		321,602		692,809
Project Totals					371,207		321,602		692,809

Pasco MPO FY 2023 - 2027 Transportation Improvement Program Project List									
04/11/2022									
Item Number: 445503 1	Project Description: PASCO ELEMENTARY - FORT KING RD FROM HESTER TO N OF COLEMAN AVE	L RTP Page:8-22							
District: 07	County: PASCO	Type of Work: SIDEWALK	Project Length: 0.782MI						
Extra Description:	CONSTRUCT 6 FT SIDEWALK - SAFE ROUTES TO SCHOOL								
Phase / Responsible Agency			Fiscal Year						
<2023			2023	2024	2025	2026	2027	>2027	All Years
PRELIMINARY ENGINEERING / MANAGED BY FDOT									
Fund Code: SR2T-SAFE ROUTES - TRANSFER				400,626					400,626
CONSTRUCTION / MANAGED BY FDOT									
Fund Code: SR2T-SAFE ROUTES - TRANSFER						606,774			606,774
Item: 445503 1 Totals				400,626		606,774			1,007,400
Project Totals				400,626		606,774			1,007,400
Item Number: 445556 1	Project Description: SR 52 FROM US 19 TO HICKS RD	L RTP Page:5-4							
District: 07	County: PASCO	Type of Work: LIGHTING	Project Length: 3.028MI						
Extra Description:	ENHANCE/UPDATE CORRIDOR LIGHTING								
Phase / Responsible Agency			Fiscal Year						
<2023			2023	2024	2025	2026	2027	>2027	All Years
CONSTRUCTION / MANAGED BY FDOT									
Fund Code: ACSS-ADVANCE CONSTRUCTION (SS,HSP)					1,103,586				1,103,586
Item: 445556 1 Totals					1,103,586				1,103,586
Project Totals					1,103,586				1,103,586
Item Number: 445557 1	Project Description: SR 54 FROM US 19 TO W OF LITTLE RD	L RTP Page:5-4							
District: 07	County: PASCO	Type of Work: LIGHTING	Project Length: 4.712MI						
Extra Description:	ENHANCE UPDATE CORRIDOR LIGHTING								
Phase / Responsible Agency			Fiscal Year						
<2023			2023	2024	2025	2026	2027	>2027	All Years
CONSTRUCTION / RESPONSIBLE AGENCY NOT AVAILABLE									
Fund Code: ACSS-ADVANCE CONSTRUCTION (SS,HSP)					2,900,417				2,900,417
Item: 445557 1 Totals					2,900,417				2,900,417
Project Totals					2,900,417				2,900,417
Item Number: 445558 1	Project Description: US 301 FROM TUCKER RD TO PRETTY POND RD	L RTP Page:5-4							
District: 07	County: PASCO	Type of Work: LIGHTING	Project Length: 3.692MI						
Extra Description:	ENHANCE/UPDATE CORRIDOR LIGHTING								
Phase / Responsible Agency			Fiscal Year						
<2023			2023	2024	2025	2026	2027	>2027	All Years
PRELIMINARY ENGINEERING / MANAGED BY FDOT									
Fund Code: ACSS-ADVANCE CONSTRUCTION (SS,HSP)				701,891					701,891
Item: 445558 1 Totals				701,891					701,891
Project Totals				701,891					701,891
Item Number: 445653 2	Project Description: OLD PASCO RD FROM CR 54/WESLEY CHAPEL BLVD TO SR 52	L RTP Page:ES-21							
District: 07	County: PASCO	Type of Work: ADD LANES & REHABILITATE PVMNT	Project Length: 6.863MI						
Extra Description:	WIDEN 2 TO 4 LANES								

Pasco MPO FY 2023 - 2027 Transportation Improvement Program Project List									
04/11/2022									
Phase / Responsible Agency		Fiscal Year							
		<2023	2023	2024	2025	2026	2027	>2027	All Years
PRELIMINARY ENGINEERING / MANAGED BY PASCO COUNTY BOARD OF COUNTY CO									
Fund Code: CIGP-COUNTY INCENTIVE GRANT PROGRAM			600,000						600,000
LFP-LOCAL FUNDS FOR PARTICIPATING			600,000						600,000
Phase: PRELIMINARY ENGINEERING Totals			1,200,000						1,200,000
RIGHT OF WAY / MANAGED BY PASCO COUNTY BOARD OF COUNTY CO									
Fund Code: CIGP-COUNTY INCENTIVE GRANT PROGRAM			4,079,758	1,720,242					5,800,000
LFP-LOCAL FUNDS FOR PARTICIPATING			4,079,758	2,200,000					6,279,758
Phase: RIGHT OF WAY Totals			8,159,516	3,920,242					12,079,758
Item: 445653 2 Totals			1,200,000	8,159,516	3,920,242				13,279,758
Project Totals			1,200,000	8,159,516	3,920,242				13,279,758
Item Number: 445664 2	Project Description: MITCHELL BLVD FROM CHURCHILL PKWY TO TRINITY OAKS BLVD.	LRTP Page:8-22							
District: 07	County: PASCO	Type of Work: BIKE PATH/TRAIL		Project Length: 1.602MI					
Extra Description:	CONSTRUCT 8' CONCRETE SHARED USE PATH ON SOUTH SIDE								
Phase / Responsible Agency		Fiscal Year							
		<2023	2023	2024	2025	2026	2027	>2027	All Years
CONSTRUCTION / RESPONSIBLE AGENCY NOT AVAILABLE									
Fund Code: TALU-TRANSPORTATION ALTS- >200K					2,520,383				2,520,383
Item: 445664 2 Totals					2,520,383				2,520,383
Project Totals					2,520,383				2,520,383
Item Number: 447372 1	Project Description: JASMINE BLVD FROM US 19/SR 55 TO CR 1/LITTLE RD	LRTP Page:8-22							
District: 07	County: PASCO	Type of Work: BIKE PATH/TRAIL		Project Length: 2.217MI					
Extra Description:	8-10' ASPHALT MULTI-USE PATH ALONG S SIDE OF JASMINE BLVD								
Phase / Responsible Agency		Fiscal Year							
		<2023	2023	2024	2025	2026	2027	>2027	All Years
PRELIMINARY ENGINEERING / MANAGED BY PASCO COUNTY BOARD OF COUNTY CO									
Fund Code: TALT-TRANSPORTATION ALTS- ANY AREA				61,000					61,000
CONSTRUCTION / MANAGED BY PASCO COUNTY BOARD OF COUNTY CO									
Fund Code: TALT-TRANSPORTATION ALTS- <200K						336,217			336,217
TALT-TRANSPORTATION ALTS- ANY AREA						1,003,292			1,003,292
Phase: CONSTRUCTION Totals						1,339,509			1,339,509
Item: 447372 1 Totals				61,000		1,339,509			1,400,509
Project Totals				61,000		1,339,509			1,400,509
Item Number: 447373 1	Project Description: SCHOOL ROAD FROM COMMUNITY CENTER RD TO US 41/LAND O LAKES BLVD	LRTP Page:8-22							
District: 07	County: PASCO	Type of Work: BIKE PATH/TRAIL		Project Length: 0.190MI					
Extra Description:	8'MULTIUSE PATH/W SIDE SCHOOL RD/ADA RAMPS/PAV MKGS/SIGNAGE								
Phase / Responsible Agency		Fiscal Year							
		<2023	2023	2024	2025	2026	2027	>2027	All Years
PRELIMINARY ENGINEERING / MANAGED BY PASCO COUNTY BOARD OF COUNTY CO									
Fund Code: TALT-TRANSPORTATION ALTS- ANY AREA				100,001					100,001
CONSTRUCTION / MANAGED BY PASCO COUNTY BOARD OF COUNTY CO									
Fund Code: TALT-TRANSPORTATION ALTS- ANY AREA						196,305			196,305

Pasco MPO FY 2023 - 2027 Transportation Improvement Program Project List									
04/11/2022									
Item: 447373 1 Totals				100,001		196,305			296,306
Project Totals				100,001		196,305			296,306
Item Number: 447950 1	Project Description: SR 54 FROM W OF RAY DR TO US 301/GALL BLVD	L RTP Page:ES-14 & ES-15, 10-12							
District: 07	County: PASCO	Type of Work: RESURFACING	Project Length: 1.278MI						
Extra Description:	2 LANES								
Fiscal Year									
Phase / Responsible Agency	<2023	2023	2024	2025	2026	2027	>2027	All Years	
PRELIMINARY ENGINEERING / MANAGED BY FDOT									
Fund Code: DDR-DISTRICT DEDICATED REVENUE		783,138							783,138
DIH-STATE IN-HOUSE PRODUCT SUPPORT		1,000							1,000
Phase: PRELIMINARY ENGINEERING Totals		784,138							784,138
CONSTRUCTION / MANAGED BY FDOT									
Fund Code: DIH-STATE IN-HOUSE PRODUCT SUPPORT					21,271				21,271
DS-STATE PRIMARY HIGHWAYS & PTO					77,262				77,262
SA-STP, ANY AREA					1,418,104				1,418,104
Phase: CONSTRUCTION Totals					1,516,637				1,516,637
Item: 447950 1 Totals		784,138			1,516,637				2,300,775
Project Totals		784,138			1,516,637				2,300,775
Item Number: 447951 1	Project Description: SR 39 FROM N OF CENTRAL AVE TO US 301/GALL BLVD	L RTP Page:ES-14 & ES-15, 10-12							
District: 07	County: PASCO	Type of Work: RESURFACING	Project Length: 2.769MI						
Extra Description:	2 LANES								
Fiscal Year									
Phase / Responsible Agency	<2023	2023	2024	2025	2026	2027	>2027	All Years	
PRELIMINARY ENGINEERING / MANAGED BY FDOT									
Fund Code: DIH-STATE IN-HOUSE PRODUCT SUPPORT		1,000							1,000
DS-STATE PRIMARY HIGHWAYS & PTO		1,029,690							1,029,690
Phase: PRELIMINARY ENGINEERING Totals		1,030,690							1,030,690
CONSTRUCTION / MANAGED BY FDOT									
Fund Code: DDR-DISTRICT DEDICATED REVENUE				2,583,987					2,583,987
DIH-STATE IN-HOUSE PRODUCT SUPPORT				31,429					31,429
DS-STATE PRIMARY HIGHWAYS & PTO				46,981					46,981
Phase: CONSTRUCTION Totals				2,662,397					2,662,397
Item: 447951 1 Totals		1,030,690		2,662,397					3,693,087
Project Totals		1,030,690		2,662,397					3,693,087
Item Number: 447952 1	Project Description: SR 54 FROM W OF VIRGINIA CITY DR TO OLD MILL POND DR	L RTP Page:ES-14 & ES-15, 10-12							
District: 07	County: PASCO	Type of Work: RESURFACING	Project Length: 1.475MI						
Extra Description:	6 LANES								
Fiscal Year									
Phase / Responsible Agency	<2023	2023	2024	2025	2026	2027	>2027	All Years	
PRELIMINARY ENGINEERING / MANAGED BY FDOT									
Fund Code: DDR-DISTRICT DEDICATED REVENUE	157,532								157,532
DIH-STATE IN-HOUSE PRODUCT SUPPORT		200,000							200,000
DS-STATE PRIMARY HIGHWAYS & PTO	348								348
Phase: PRELIMINARY ENGINEERING Totals	157,880	200,000							357,880
CONSTRUCTION / MANAGED BY FDOT									

Pasco MPO FY 2023 - 2027 Transportation Improvement Program Project List									
									04/11/2022
Fund Code: DDR-DISTRICT DEDICATED REVENUE					4,048,696				4,048,696
DIH-STATE IN-HOUSE PRODUCT SUPPORT					64,197				64,197
DS-STATE PRIMARY HIGHWAYS & PTO					73,848				73,848
Phase: CONSTRUCTION Totals					4,186,741				4,186,741
Item: 447952 1 Totals		157,880	200,000		4,186,741				4,544,621
Project Totals		157,880	200,000		4,186,741				4,544,621
Item Number: 447953 1	Project Description: SR 54 FROM GUNN HWY TO E OF CROSSING BLVD	LRTP Page:ES-14 & ES-15, 10-12							
District: 07	County: PASCO	Type of Work: RESURFACING		Project Length: 3.146MI					
Extra Description:	6 LANES								
Phase / Responsible Agency		Fiscal Year							
		<2023	2023	2024	2025	2026	2027	>2027	All Years
PRELIMINARY ENGINEERING / MANAGED BY FDOT									
Fund Code: DDR-DISTRICT DEDICATED REVENUE			1,315,989						1,315,989
DIH-STATE IN-HOUSE PRODUCT SUPPORT			1,000						1,000
Phase: PRELIMINARY ENGINEERING Totals			1,316,989						1,316,989
CONSTRUCTION / MANAGED BY FDOT									
Fund Code: DDR-DISTRICT DEDICATED REVENUE					8,371,709				8,371,709
DIH-STATE IN-HOUSE PRODUCT SUPPORT					132,910				132,910
Phase: CONSTRUCTION Totals					8,504,619				8,504,619
Item: 447953 1 Totals			1,316,989		8,504,619				9,821,608
Project Totals			1,316,989		8,504,619				9,821,608
Item Number: 447954 1	Project Description: SR 54 FROM MARATHON RD TO GUNN HWY	LRTP Page:ES-14 & ES-15, 10-12							
District: 07	County: PASCO	Type of Work: RESURFACING		Project Length: 1.774MI					
Extra Description:	6 LANES								
Phase / Responsible Agency		Fiscal Year							
		<2023	2023	2024	2025	2026	2027	>2027	All Years
PRELIMINARY ENGINEERING / MANAGED BY FDOT									
Fund Code: DDR-DISTRICT DEDICATED REVENUE			787,123						787,123
DIH-STATE IN-HOUSE PRODUCT SUPPORT			1,000						1,000
Phase: PRELIMINARY ENGINEERING Totals			788,123						788,123
CONSTRUCTION / MANAGED BY FDOT									
Fund Code: DDR-DISTRICT DEDICATED REVENUE					4,810,910				4,810,910
DIH-STATE IN-HOUSE PRODUCT SUPPORT					76,283				76,283
DS-STATE PRIMARY HIGHWAYS & PTO					86,880				86,880
Phase: CONSTRUCTION Totals					4,974,073				4,974,073
Item: 447954 1 Totals			788,123		4,974,073				5,762,196
Item Number: 447954 2	Project Description: SR 54 FROM MARATHON RD TO GUNN HWY.	LRTP Page:ES-14 & ES-20							
District: 07	County: PASCO	Type of Work: URBAN CORRIDOR IMPROVEMENTS		Project Length: 1.774MI					
Phase / Responsible Agency		Fiscal Year							
		<2023	2023	2024	2025	2026	2027	>2027	All Years
CONSTRUCTION / MANAGED BY FDOT									
Fund Code: DIH-STATE IN-HOUSE PRODUCT SUPPORT					16,072				16,072
DS-STATE PRIMARY HIGHWAYS & PTO					1,191,322				1,191,322
Phase: CONSTRUCTION Totals					1,207,394				1,207,394
Item: 447954 2 Totals					1,207,394				1,207,394

Pasco MPO FY 2023 - 2027 Transportation Improvement Program Project List									
04/11/2022									
Project Totals			788,123		6,181,467				6,969,590
Item Number: 448485 1	Project Description: US 19/SR 55 FROM PINELLAS COUNTY LINE TO HERNANDO COUNTY LINE	*SIS*	L RTP Page:ES-20						
District: 07	County: PASCO	Type of Work: TRAFFIC CONTROL DEVICES/SYSTEM	Project Length: 19.688MI						
Extra Description:	INSTALL CONNECTED VEHICLE TECHNOLOGY								
Phase / Responsible Agency		Fiscal Year							
CONSTRUCTION / RESPONSIBLE AGENCY NOT AVAILABLE		<2023	2023	2024	2025	2026	2027	>2027	All Years
Fund Code: DITS-STATEWIDE ITS - STATE 100%			500,000						500,000
Item: 448485 1 Totals			500,000						500,000
Project Totals			500,000						500,000
Item Number: 449032 1	Project Description: LEONARD RD FROM US 41/SR 45/LAND O LAKES BLVD TO HENLEY RD		L RTP Page:8-22						
District: 07	County: PASCO	Type of Work: SIDEWALK	Project Length: 1.246MI						
Extra Description:	NEW SIDEWALK								
Phase / Responsible Agency		Fiscal Year							
PRELIMINARY ENGINEERING / RESPONSIBLE AGENCY NOT AVAILABLE		<2023	2023	2024	2025	2026	2027	>2027	All Years
Fund Code: TALL-TRANSPORTATION ALTS- <200K					111,000				111,000
CONSTRUCTION / RESPONSIBLE AGENCY NOT AVAILABLE									
Fund Code: LF-LOCAL FUNDS							2,914		2,914
TALL-TRANSPORTATION ALTS- <200K							328,317		328,317
TALT-TRANSPORTATION ALTS- ANY AREA							1,122,630		1,122,630
Phase: CONSTRUCTION Totals							1,453,861		
Item: 449032 1 Totals					111,000		1,453,861		111,000
Project Totals					111,000		1,453,861		111,000
Item Number: 449033 1	Project Description: RANCH RD FROM W OF MARTHA AVE TO HANKS LN		L RTP Page:8-22						
District: 07	County: PASCO	Type of Work: SIDEWALK	Project Length: 0.645MI						
Extra Description:	NEW SIDEWALK								
Phase / Responsible Agency		Fiscal Year							
PRELIMINARY ENGINEERING / RESPONSIBLE AGENCY NOT AVAILABLE		<2023	2023	2024	2025	2026	2027	>2027	All Years
Fund Code: LF-LOCAL FUNDS					49,107				49,107
CONSTRUCTION / RESPONSIBLE AGENCY NOT AVAILABLE									
Fund Code: TALT-TRANSPORTATION ALTS- ANY AREA						659,567			659,567
Item: 449033 1 Totals					49,107	659,567			708,674
Project Totals					49,107	659,567			708,674
Item Number: 449170 1	Project Description: SR 581/BRUCE B DOWNS BLVD FROM SR 56 TO SR 54		L RTP Page:ES-14 & ES-15, 10-12						
District: 07	County: PASCO	Type of Work: RESURFACING	Project Length: 3.505MI						
Extra Description:	MILLING AND RESURFACING								
Phase / Responsible Agency		Fiscal Year							
PRELIMINARY ENGINEERING / MANAGED BY FDOT		<2023	2023	2024	2025	2026	2027	>2027	All Years
Fund Code: DIH-STATE IN-HOUSE PRODUCT SUPPORT				1,000					1,000
SA-STP, ANY AREA				213,665					213,665
SL-STP, AREAS <= 200K				1,264,124					1,264,124

Pasco MPO FY 2023 - 2027 Transportation Improvement Program Project List									
04/11/2022									
Phase: PRELIMINARY ENGINEERING Totals				1,478,789					1,478,789
CONSTRUCTION / MANAGED BY FDOT									
Fund Code:	DIH-STATE IN-HOUSE PRODUCT SUPPORT					134,280			134,280
	DS-STATE PRIMARY HIGHWAYS & PTO					39,923			39,923
	SA-STP, ANY AREA					7,303,888			7,303,888
	Phase: CONSTRUCTION Totals					7,478,091			7,478,091
Item: 449170 1 Totals				1,478,789		7,478,091			8,956,880
Project Totals				1,478,789		7,478,091			8,956,880
Item Number: 449315 1	Project Description: SR 54 AT SR 589 (SUNCOAST TRAIL)		*SIS*	L RTP Page:8-24					
District: 07	County: PASCO	Type of Work: PEDESTRIAN/WILDLIFE OVERPASS	Project Length: 0.609MI						
Extra Description:	PEDESTRIAN OVERPASS FOR THE SUNCOAST TRAIL OVER SR 54								
Phase / Responsible Agency		Fiscal Year							
		<2023	2023	2024	2025	2026	2027	>2027	All Years
PRELIMINARY ENGINEERING / MANAGED BY FDOT									
Fund Code:	DDR-DISTRICT DEDICATED REVENUE	17,812							17,812
	DIH-STATE IN-HOUSE PRODUCT SUPPORT	6,000							6,000
	DS-STATE PRIMARY HIGHWAYS & PTO	3,382							3,382
	LF-LOCAL FUNDS	663,027							663,027
	LFU-LOCAL FUNDS_ FOR UNFORSEEN WORK	190,007							190,007
	Phase: PRELIMINARY ENGINEERING Totals	880,228							880,228
CONSTRUCTION / MANAGED BY FDOT									
Fund Code:	DIH-STATE IN-HOUSE PRODUCT SUPPORT		131,330						131,330
	LF-LOCAL FUNDS		9,887,935						9,887,935
	Phase: CONSTRUCTION Totals		10,019,265						10,019,265
ENVIRONMENTAL / MANAGED BY FDOT									
Fund Code:	LF-LOCAL FUNDS	103,510							103,510
	Item: 449315 1 Totals	983,738	10,019,265						11,003,003
	Project Totals	983,738	10,019,265						11,003,003
Item Number: 449316 1	Project Description: SR 52 AT SR 589 (SUNCOAST TRAIL)		*SIS*	L RTP Page:8-24					
District: 07	County: PASCO	Type of Work: PEDESTRIAN/WILDLIFE OVERPASS	Project Length: 0.201MI						
Extra Description:	PEDESTRIAN OVERPASS FOR THE SUNCOAST TRAIL OVER SR 52								
Phase / Responsible Agency		Fiscal Year							
		<2023	2023	2024	2025	2026	2027	>2027	All Years
PRELIMINARY ENGINEERING / MANAGED BY FDOT									
Fund Code:	DDR-DISTRICT DEDICATED REVENUE	10,644							10,644
	DIH-STATE IN-HOUSE PRODUCT SUPPORT	6,000							6,000
	DS-STATE PRIMARY HIGHWAYS & PTO	3,200							3,200
	LF-LOCAL FUNDS	778,378							778,378
	LFU-LOCAL FUNDS_ FOR UNFORSEEN WORK	216,447							216,447
	Phase: PRELIMINARY ENGINEERING Totals	1,014,669							1,014,669
CONSTRUCTION / MANAGED BY FDOT									
Fund Code:	DIH-STATE IN-HOUSE PRODUCT SUPPORT		112,617						112,617
	LF-LOCAL FUNDS		9,152,496						9,152,496
	Phase: CONSTRUCTION Totals		9,265,113						9,265,113

Pasco MPO FY 2023 - 2027 Transportation Improvement Program Project List									
									04/11/2022
ENVIRONMENTAL / MANAGED BY FDOT									
Fund Code:	LF-LOCAL FUNDS		100,000						100,000
	Item: 449316 1 Totals		1,114,669		9,265,113				10,379,782
	Project Totals		1,114,669		9,265,113				10,379,782
Item Number: 449400 1	Project Description: SR 54 FROM SR 581/BRUCE B DOWNS BLVD TO CURLEY ROAD		LRTP Page:ES-14 & ES-15, 10-12						
District: 07	County: PASCO		Type of Work: RESURFACING		Project Length: 2.323MI				
Extra Description:	MILLING AND RESURFACING								
			Fiscal Year						
Phase / Responsible Agency	<2023		2023	2024	2025	2026	2027	>2027	All Years
PRELIMINARY ENGINEERING / MANAGED BY FDOT									
Fund Code:	DIH-STATE IN-HOUSE PRODUCT SUPPORT			1,000					1,000
	SA-STP, ANY AREA			1,026,774					1,026,774
	Phase: PRELIMINARY ENGINEERING Totals			1,027,774					1,027,774
CONSTRUCTION / MANAGED BY FDOT									
Fund Code:	CM-CONGESTION MITIGATION - AQ					479,174			479,174
	DIH-STATE IN-HOUSE PRODUCT SUPPORT					83,577			83,577
	SA-STP, ANY AREA					4,887,547			4,887,547
	Phase: CONSTRUCTION Totals					5,450,298			5,450,298
	Item: 449400 1 Totals			1,027,774		5,450,298			6,478,072
	Project Totals			1,027,774		5,450,298			6,478,072
TURNPIKE PROJECTS									
Item Number: 447702 1	Project Description: RESURFACE SUNCOAST (SR 589) IN PASCO COUNTY, MP 17.5-28.5		*SIS*	LRTP Page:ES-14 & ES-15, 10-12					
District: 07	County: PASCO		Type of Work: RESURFACING		Project Length: 11.066MI				
			Fiscal Year						
Phase / Responsible Agency	<2023		2023	2024	2025	2026	2027	>2027	All Years
PRELIMINARY ENGINEERING / MANAGED BY FDOT									
Fund Code:	PKYI-TURNPIKE IMPROVEMENT		239						239
	PKYR-TURNPIKE RENEWAL & REPLACEMENT		1,500	2,043,729					2,045,229
	Phase: PRELIMINARY ENGINEERING Totals		1,739	2,043,729					2,045,468
CONSTRUCTION / MANAGED BY FDOT									
Fund Code:	PKYI-TURNPIKE IMPROVEMENT		5,604						5,604
	PKYR-TURNPIKE RENEWAL & REPLACEMENT				18,271,778				18,271,778
	Phase: CONSTRUCTION Totals		5,604		18,271,778				18,277,382
	Item: 447702 1 Totals		7,343	2,043,729	18,271,778				20,322,850
Item Number: 447702 2	Project Description: SAFETY IMPROVEMENTS TO SUNCOAST (SR 589) IN PASCO COUNTY, MP 17.5-28.5		*SIS*	LRTP Page:5-4					
District: 07	County: PASCO		Type of Work: GUARDRAIL		Project Length: 11.066MI				
			Fiscal Year						
Phase / Responsible Agency	<2023		2023	2024	2025	2026	2027	>2027	All Years
P D & E / MANAGED BY FDOT									
Fund Code:	PKYI-TURNPIKE IMPROVEMENT		300,000						300,000
PRELIMINARY ENGINEERING / MANAGED BY FDOT									
Fund Code:	PKYI-TURNPIKE IMPROVEMENT		1,819						1,819
CONSTRUCTION / MANAGED BY FDOT									
Fund Code:	PKYR-TURNPIKE RENEWAL & REPLACEMENT				2,825,914				2,825,914
	Item: 447702 2 Totals		1,819	300,000	2,825,914				3,127,733
	Project Totals		9,162	300,000	2,043,729	21,097,692			23,450,583

Pasco MPO FY 2023 - 2027 Transportation Improvement Program Project List									
									04/11/2022
TRANSPORTATION PLANNING									
Item Number: 438747 3	Project Description: PASCO PLANNING MODEL STUDIES	L RTP Page:4-2							
District: 07	County: PASCO	Type of Work: PLANNING MODELS/DATA UPDATE	Project Length: 0.000						
Extra Description:	CONDUCT SURVEYS TO UPDATE PLANNING MODELS/DATA								
Fiscal Year									
Phase / Responsible Agency	<2023	2023	2024	2025	2026	2027	>2027	All Years	
PLANNING / MANAGED BY FDOT									
Fund Code:	D-UNRESTRICTED STATE PRIMARY	336,000	56,000	56,000	56,000	56,000	56,000		616,000
	DU-STATE PRIMARY/FEDERAL REIMB	61,417							61,417
	SU-STP, URBAN AREAS > 200K	336,000	56,000	56,000	56,000				560,000
	Phase: PLANNING Totals	733,417	112,000	112,000	112,000	112,000	56,000		1,181,417
	Item: 438747 3 Totals	733,417	112,000	112,000	112,000	112,000	56,000		1,181,417
	Project Totals	733,417	112,000	112,000	112,000	112,000	56,000		1,181,417
Item Number: 439337 4	Project Description: PASCO COUNTY FY 2022/2023-2023/2024 UPWP	L RTP Page:1-6							
District: 07	County: PASCO	Type of Work: TRANSPORTATION PLANNING	Project Length: 0.000						
Fiscal Year									
Phase / Responsible Agency	<2023	2023	2024	2025	2026	2027	>2027	All Years	
PLANNING / RESPONSIBLE AGENCY NOT AVAILABLE									
Fund Code:	PL-METRO PLAN (85% FA; 15% OTHER)	1,739,338	1,020,973						2,760,311
	Item: 439337 4 Totals	1,739,338	1,020,973						2,760,311
Item Number: 439337 5	Project Description: PASCO COUNTY FY 2024/2025-2025/2026 UPWP	L RTP Page:1-6							
District: 07	County: PASCO	Type of Work: TRANSPORTATION PLANNING	Project Length: 0.000						
Fiscal Year									
Phase / Responsible Agency	<2023	2023	2024	2025	2026	2027	>2027	All Years	
PLANNING / RESPONSIBLE AGENCY NOT AVAILABLE									
Fund Code:	PL-METRO PLAN (85% FA; 15% OTHER)			1,035,713	1,050,747				2,086,460
	Item: 439337 5 Totals			1,035,713	1,050,747				2,086,460
Item Number: 439337 6	Project Description: PASCO COUNTY FY 2026/2027-2027/2028 UPWP	L RTP Page:1-6							
District: 07	County: PASCO	Type of Work: TRANSPORTATION PLANNING	Project Length: 0.000						
Fiscal Year									
Phase / Responsible Agency	<2023	2023	2024	2025	2026	2027	>2027	All Years	
PLANNING / RESPONSIBLE AGENCY NOT AVAILABLE									
Fund Code:	PL-METRO PLAN (85% FA; 15% OTHER)					1,050,747			1,050,747
	Item: 439337 6 Totals					1,050,747			1,050,747
	Project Totals	1,139,338	1,020,973	1,035,713	1,050,747	1,050,747			4,246,771
MAINTENANCE PROJECTS									
Item Number: 400657 1	Project Description: PASCO CO (14)	L RTP Page:10-12 & 10-13							
District: 07	County: PASCO	Type of Work: ROUTINE MAINTENANCE	Project Length: 0.000						
Fiscal Year									
Phase / Responsible Agency	<2023	2023	2024	2025	2026	2027	>2027	All Years	
BRDG/RDWY/CONTRACT MAINT / MANAGED BY FDOT									
Fund Code:	D-UNRESTRICTED STATE PRIMARY	31,416,626	1,200,000	1,200,000	1,200,000	1,200,000	1,200,000		37,416,626
	Item: 400657 1 Totals	31,416,626	1,200,000	1,200,000	1,200,000	1,200,000	1,200,000		36,216,626

Pasco MPO FY 2023 - 2027 Transportation Improvement Program Project List									
04/11/2022									
Project Totals		31,416,626	1,200,000	1,200,000	1,200,000	1,200,000	1,200,000		36,216,626
Item Number: 401692 1	Project Description: PASCO CO (14)	*SIS* L RTP Page:10-12 & 10-13							
District: 07	County: PASCO	Type of Work: ROUTINE MAINTENANCE	Project Length: 0.000						
Phase / Responsible Agency		Fiscal Year							
BRDG/RDWY/CONTRACT MAINT / MANAGED BY FDOT		<2023	2023	2024	2025	2026	2027	>2027	All Years
Fund Code: D-UNRESTRICTED STATE PRIMARY			1,019,359	15,000	15,000	15,000	15,000	15,000	1,094,359
Item: 401692 1 Totals			1,019,359	15,000	15,000	15,000	15,000	15,000	1,079,359
Project Totals			1,019,359	15,000	15,000	15,000	15,000	15,000	1,079,359
FLP: AVIATION PROJECTS									
Item Number: 440574 1	Project Description: ZEPHYRHILLS MUNICIPAL AIRPORT - DESIGN AND CONSTRUCT PARALLEL TAXIWAY	L RTP Page:ES-30							
District: 07	County: PASCO	Type of Work: AVIATION CAPACITY PROJECT	Project Length: 0.000						
Phase / Responsible Agency		Fiscal Year							
CAPITAL / RESPONSIBLE AGENCY NOT AVAILABLE		<2023	2023	2024	2025	2026	2027	>2027	All Years
Fund Code: DPTO-STATE - PTO				579,200					579,200
LF-LOCAL FUNDS				144,800					144,800
Phase: CAPITAL Totals				724,000					724,000
Item: 440574 1 Totals				724,000					724,000
Project Totals				724,000					724,000
Item Number: 441915 1	Project Description: ZEPHYRHILLS MUNICIPAL AIRPORT - NEW FBO TERMINAL,INCLUDING PARKING LOT	L RTP Page:ES-30							
District: 07	County: PASCO	Type of Work: AVIATION CAPACITY PROJECT	Project Length: 0.000						
Phase / Responsible Agency		Fiscal Year							
CAPITAL / RESPONSIBLE AGENCY NOT AVAILABLE		<2023	2023	2024	2025	2026	2027	>2027	All Years
Fund Code: DPTO-STATE - PTO						672,250			672,250
FAA-FEDERAL AVIATION ADMIN						1,344,500			1,344,500
LF-LOCAL FUNDS						672,250			672,250
Phase: CAPITAL Totals						2,689,000			2,689,000
Item: 441915 1 Totals						2,689,000			2,689,000
Project Totals						2,689,000			2,689,000
Item Number: 448726 1	Project Description: ZEPHYRHILLS MUNICIPAL AIRPORT TAXIWAY B EXTENSION	L RTP Page:ES-30							
District: 07	County: PASCO	Type of Work: AVIATION CAPACITY PROJECT	Project Length: 0.000						
Phase / Responsible Agency		Fiscal Year							
CAPITAL / RESPONSIBLE AGENCY NOT AVAILABLE		<2023	2023	2024	2025	2026	2027	>2027	All Years
Fund Code: DDR-DISTRICT DEDICATED REVENUE				1,200,000					1,200,000
LF-LOCAL FUNDS				300,000					300,000
Phase: CAPITAL Totals				1,500,000					1,500,000
Item: 448726 1 Totals				1,500,000					1,500,000
Project Totals				1,500,000					1,500,000
Item Number: 449731 1	Project Description: ZEPHYRHILLS AIRPORT - MASTER PLAN UPDATE	L RTP Page:ES-30							
District: 07	County: PASCO	Type of Work: AVIATION CAPACITY PROJECT	Project Length: 0.000						

Pasco MPO FY 2023 - 2027 Transportation Improvement Program Project List									
04/11/2022									
Phase / Responsible Agency		Fiscal Year							
		<2023	2023	2024	2025	2026	2027	>2027	All Years
CAPITAL / RESPONSIBLE AGENCY NOT AVAILABLE									
Fund Code: DPTO-STATE - PTO				28,000					28,000
FAA-FEDERAL AVIATION ADMIN				315,000					315,000
LF-LOCAL FUNDS				7,000					7,000
Phase: CAPITAL Totals				350,000					350,000
Item: 449731 1 Totals				350,000					350,000
Project Totals				350,000					350,000
Item Number: 449732 1	Project Description: ZEPHYRHILLS MUNICIPAL AIRPORT - DESIGN AND CONSTRUCT TWO BOX HANGARS	LRTP Page:ES-30							
District: 07	County: PASCO	Type of Work: AVIATION REVENUE/OPERATIONAL	Project Length: 0.000						
Phase / Responsible Agency		Fiscal Year							
		<2023	2023	2024	2025	2026	2027	>2027	All Years
CAPITAL / RESPONSIBLE AGENCY NOT AVAILABLE									
Fund Code: DDR-DISTRICT DEDICATED REVENUE				952,000					952,000
LF-LOCAL FUNDS				952,000					952,000
Phase: CAPITAL Totals				1,904,000					1,904,000
Item: 449732 1 Totals				1,904,000					1,904,000
Project Totals				1,904,000					1,904,000
Item Number: 449733 1	Project Description: ZEPHYRHILLS MUNICIPAL AIRPORT - REHAB RUNWAY 1/19 DESIGN	LRTP Page:ES-30							
District: 07	County: PASCO	Type of Work: AVIATION PRESERVATION PROJECT	Project Length: 0.000						
Phase / Responsible Agency		Fiscal Year							
		<2023	2023	2024	2025	2026	2027	>2027	All Years
CAPITAL / RESPONSIBLE AGENCY NOT AVAILABLE									
Fund Code: DPTO-STATE - PTO			280,000						280,000
LF-LOCAL FUNDS			70,000						70,000
Phase: CAPITAL Totals			350,000						350,000
Item: 449733 1 Totals			350,000						350,000
Project Totals			350,000						350,000
Item Number: 449734 1	Project Description: ZEPHYRHILLS MUNICIPAL AIRPORT - 6TH AVENUE REALIGNMENT	LRTP Page:ES-30							
District: 07	County: PASCO	Type of Work: AVIATION PRESERVATION PROJECT	Project Length: 0.000						
Phase / Responsible Agency		Fiscal Year							
		<2023	2023	2024	2025	2026	2027	>2027	All Years
CAPITAL / RESPONSIBLE AGENCY NOT AVAILABLE									
Fund Code: DPTO-STATE - PTO						1,634,000			1,634,000
LF-LOCAL FUNDS						408,600			408,600
Phase: CAPITAL Totals						2,042,600			2,042,600
Item: 449734 1 Totals						2,042,600			2,042,600
Project Totals						2,042,600			2,042,600
Item Number: 449735 1	Project Description: ZEPHYRHILLS MUNICIPAL AIRPORT - RUNWAY 1/19 REHAB CONSTRUCT	LRTP Page:ES-30							

Pasco MPO FY 2023 - 2027 Transportation Improvement Program Project List										
04/11/2022										
District: 07	County: PASCO	Type of Work: AVIATION PRESERVATION PROJECT	Project Length: 0.000							
		Fiscal Year								
Phase / Responsible Agency		<2023	2023	2024	2025	2026	2027	>2027	All Years	
CAPITAL / RESPONSIBLE AGENCY NOT AVAILABLE										
Fund Code:	DDR-DISTRICT DEDICATED REVENUE				2,400,000					2,400,000
	LF-LOCAL FUNDS				600,000					600,000
Phase: CAPITAL Totals					3,000,000					3,000,000
Item: 449735 1 Totals					3,000,000					3,000,000
Project Totals					3,000,000					3,000,000
FLP: TRANSIT PROJECTS										
Item Number: 402397 1	Project Description: PASCO BOARD OF COUNTY COMMISSIONERS - FTA SECTION 5307	L RTP Page:10-19								
District: 07	County: PASCO	Type of Work: CAPITAL FOR FIXED ROUTE	Project Length: 0.000							
Extra Description:	CAPITAL ASSISTANCE - GOV. APPORT.									
		Fiscal Year								
Phase / Responsible Agency		<2023	2023	2024	2025	2026	2027	>2027	All Years	
OPERATIONS / MANAGED BY PASCO										
Fund Code:	FTA-FEDERAL TRANSIT ADMINISTRATION			900,000	900,000	900,000				2,700,000
CAPITAL / MANAGED BY PASCO										
Fund Code:	FTA-FEDERAL TRANSIT ADMINISTRATION	37,834,364	1,715,400							39,549,764
Item: 402397 1 Totals		37,834,364	1,715,400	900,000	900,000	900,000				42,249,764
Project Totals		37,834,364	1,715,400	900,000	900,000	900,000				42,249,764
Item Number: 402413 1	Project Description: PCPT PUBLIC TRANSIT BLOCK GRANT PROGRAM - OPERATING	L RTP Page:9-6								
District: 07	County: PASCO	Type of Work: OPERATING/ADMIN. ASSISTANCE	Project Length: 0.000							
Extra Description:	STATE TRANSIT BLOCK GRANT PROGRAM FOR OPERATIONAL ASSISTANCE									
		Fiscal Year								
Phase / Responsible Agency		<2023	2023	2024	2025	2026	2027	>2027	All Years	
OPERATIONS / MANAGED BY PASCO CO BOARD OF CNTY COMMISS										
Fund Code:	DDR-DISTRICT DEDICATED REVENUE	6,456,656	192,628			1,480,763				8,130,047
	DPTO-STATE - PTO	8,159,019	1,140,669	1,399,961	1,410,461		1,520,000			13,630,110
	DS-STATE PRIMARY HIGHWAYS & PTO	4,268,943								4,268,943
	LF-LOCAL FUNDS	17,363,997	1,333,297	1,399,961	1,410,461	1,480,763	1,520,000			24,508,479
Phase: OPERATIONS Totals		36,248,615	2,666,594	2,799,922	2,820,922	2,961,526	3,040,000			47,497,579
Item: 402413 1 Totals		36,248,615	2,666,594	2,799,922	2,820,922	2,961,526	3,040,000			47,497,579
Project Totals		36,248,615	2,666,594	2,799,922	2,820,922	2,961,526	3,040,000			47,497,579
Item Number: 408319 1	Project Description: PCPT PUBLIC TRANSIT CORRIDOR PROGRAM-ROUTE 19 OPERATING	L RTP Page:8-14								
District: 07	County: PASCO	Type of Work: TRANSIT IMPROVEMENT	Project Length: 0.000							
Extra Description:	INTER-COUNTY SERVICE BETWEEN PASCO & PINELLAS ON US19									
		Fiscal Year								
Phase / Responsible Agency		<2023	2023	2024	2025	2026	2027	>2027	All Years	
OPERATIONS / MANAGED BY PASCO										
Fund Code:	DDR-DISTRICT DEDICATED REVENUE	3,505,171				220,748				3,725,919
	DPTO-STATE - PTO	1,975,140	250,316	258,742	266,504					2,750,702
	DS-STATE PRIMARY HIGHWAYS & PTO	555,430								555,430
Phase: OPERATIONS Totals		6,035,741	250,316	258,742	266,504	220,748				7,032,051
Item: 408319 1 Totals		6,035,741	250,316	258,742	266,504	220,748				7,032,051

Pasco MPO FY 2023 - 2027 Transportation Improvement Program Project List									
04/11/2022									
Project Totals		6,035,741	250,316	258,742	266,504	220,748			7,032,051
Item Number: 422314 1	Project Description: PASCO BOARD OF COUNTY COMMISSIONERS - FTA SECTION 5311	L RTP Page:ES-15							
District: 07	County: PASCO	Type of Work: CAPITAL FOR FIXED ROUTE	Project Length: 0.000						
Extra Description:	5311 - CAPITAL EQUIPMENT FOR NON PRIORITIZED SVC								
Fiscal Year									
Phase / Responsible Agency	<2023	2023	2024	2025	2026	2027	>2027	All Years	
OPERATIONS / MANAGED BY PASCO									
Fund Code: DU-STATE PRIMARY/FEDERAL REIMB		2,582,195	547,602	661,817	628,628	628,628	628,628		5,677,498
LF-LOCAL FUNDS		2,385,827	547,602	661,817	628,628	628,628	628,628		5,481,130
Phase: OPERATIONS Totals		4,968,022	1,095,204	1,323,634	1,257,256	1,257,256	1,257,256		9,901,372
CAPITAL / MANAGED BY PASCO									
Fund Code: DU-STATE PRIMARY/FEDERAL REIMB		2,070,861	100,000		114,633	120,000			2,405,494
LF-LOCAL FUNDS		1,181,964	25,000		25,000	30,000			1,261,964
Phase: CAPITAL Totals		3,252,825	125,000		139,633	150,000			3,667,458
Item: 422314 1 Totals		8,220,847	1,220,204	1,323,634	1,396,889	1,407,256	1,257,256		13,568,830
Project Totals		8,220,847	1,220,204	1,323,634	1,396,889	1,407,256	1,257,256		13,568,830
Item Number: 429940 1	Project Description: PASCO BOARD OF COUNTY COMMISSIONERS - TRANSIT CORRIDOR PROGRAM.	L RTP Page:ES-15							
District: 07	County: PASCO	Type of Work: URBAN CORRIDOR IMPROVEMENTS	Project Length: 0.000						
Extra Description:	PASCO INTRACOUNTY SR 54 CONNECTOR (54X)								
Fiscal Year									
Phase / Responsible Agency	<2023	2023	2024	2025	2026	2027	>2027	All Years	
OPERATIONS / MANAGED BY PASCO									
Fund Code: DDR-DISTRICT DEDICATED REVENUE		375,544	231,350			318,858			925,752
DPTO-STATE - PTO		2,512,944	54,565	294,324	303,154				3,164,987
Phase: OPERATIONS Totals		2,888,488	285,915	294,324	303,154	318,858			4,090,739
CAPITAL / MANAGED BY PASCO									
Fund Code: DDR-DISTRICT DEDICATED REVENUE		980,070							980,070
Item: 429940 1 Totals		3,868,558	285,915	294,324	303,154	318,858			5,070,809
Project Totals		3,868,558	285,915	294,324	303,154	318,858			5,070,809
All Projects Grand Total		\$237,559,461	\$263,743,809	\$53,257,972	\$70,814,747	\$172,459,255	\$58,595,115	\$209,879,672	\$1,007,714,916

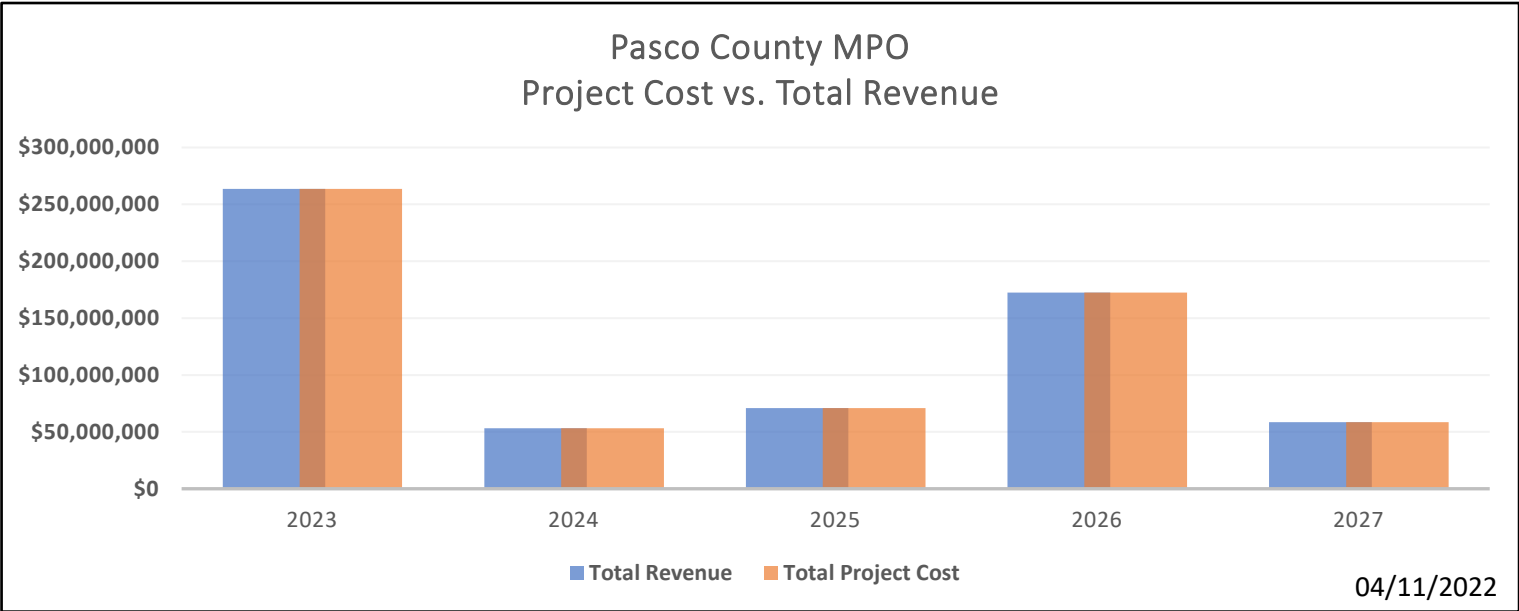
Pasco MPO Draft FY 2023 - 2027 Transportation Improvement Program Project Funding Summary									04/11/2022
Fund	Fund Name	<2023	2023	2024	2025	2026	2027	>2027	All Years
ACCM	ADVANCE CONSTRUCTION (CM)	\$338,751							\$338,751
ACNP	ADVANCE CONSTRUCTION NHPP					\$4,662,113		\$56,495,396	\$61,157,509
ACNR	AC NAT HWY PERFORM RESURFACING		\$132,193						\$132,193
ACSA	ADVANCE CONSTRUCTION (SA)	\$1,654,366							\$1,654,366
ACSL	ADVANCE CONSTRUCTION (SL)	\$3,272,048							\$3,272,048
ACSS	ADVANCE CONSTRUCTION (SS,HSP)			\$701,891	\$4,004,003				\$4,705,894
ACSU	ADVANCE CONSTRUCTION (SU)	\$2,414,009	\$3,986,104						\$6,400,113
ARPA	AMERICAN RESCUE PLAN ACT	\$19,939,059	\$139,900,000						\$159,839,059
ART	ARTERIAL HIGHWAYS PROGRAMS	\$23,420,000	\$35,008,751						\$58,428,751
BNIR	INTRASTATE R/W & BRIDGE BONDS					\$23,953,387			\$23,953,387
BRRP	STATE BRIDGE REPAIR & REHAB		\$75,000	\$177,721					\$252,721
CIGP	COUNTY INCENTIVE GRANT PROGRAM		\$1,314,103	\$4,079,758	\$1,720,242				\$7,114,103
CM	CONGESTION MITIGATION - AQ	\$1,263,123	\$23,536	\$1,394,212	\$190,054	\$1,860,171			\$4,731,096
D	UNRESTRICTED STATE PRIMARY	\$32,771,985	\$1,271,000	\$1,271,000	\$1,271,000	\$1,271,000	\$1,271,000		\$39,126,985
DDR	DISTRICT DEDICATED REVENUE	\$26,838,692	\$17,544,928	\$2,496,234	\$22,251,002	\$42,545,150	\$27,108,867		\$138,784,873
DEM	ENVIRONMENTAL MITIGATION	\$1,670							\$1,670
DEMW	ENVIRONMEN MITIGATION-WETLANDS	\$5,668							\$5,668
DI	ST. - S/W INTER/INTRASTATE HWY		\$9,664,110			\$18,760,646		\$119,814,482	\$148,239,238
DIH	STATE IN-HOUSE PRODUCT SUPPORT	\$2,071,410	\$1,724,080	\$468,317	\$380,891	\$1,901,644	\$759,844		\$7,306,186
DITS	STATEWIDE ITS - STATE 100%.		\$500,000						\$500,000
DPTO	STATE - PTO	\$12,647,103	\$1,725,550	\$2,560,227	\$1,980,119	\$2,306,250	\$1,520,000		\$22,739,249
DS	STATE PRIMARY HIGHWAYS & PTO	\$17,622,103	\$1,998,738	\$1,395,068	\$1,399,031	\$2,374,391			\$24,789,331
DU	STATE PRIMARY/FEDERAL REIMB	\$4,714,473	\$647,602	\$661,817	\$743,261	\$748,628	\$628,628		\$8,144,409
FAA	FEDERAL AVIATION ADMIN			\$315,000		\$1,344,500			\$1,659,500
FTA	FEDERAL TRANSIT ADMINISTRATION	\$37,834,364	\$1,715,400	\$900,000	\$900,000	\$900,000			\$42,249,764
GFSA	GF STPBG ANY AREA	\$1,686,850							\$1,686,850
GFSL	GF STPBG <200K	\$565,847							\$565,847
GFSU	GF STPBG >200 (URBAN)		\$1,000,000						\$1,000,000
GMR	GROWTH MANAGEMENT FOR SIS					\$13,521,864			\$13,521,864
LF	LOCAL FUNDS	\$22,886,863	\$4,975,899	\$22,506,009	\$2,713,196	\$4,220,241	\$3,151,542		\$60,453,750

Pasco MPO Draft FY 2023 - 2027 Transportation Improvement Program Project Funding Summary

04/11/2022

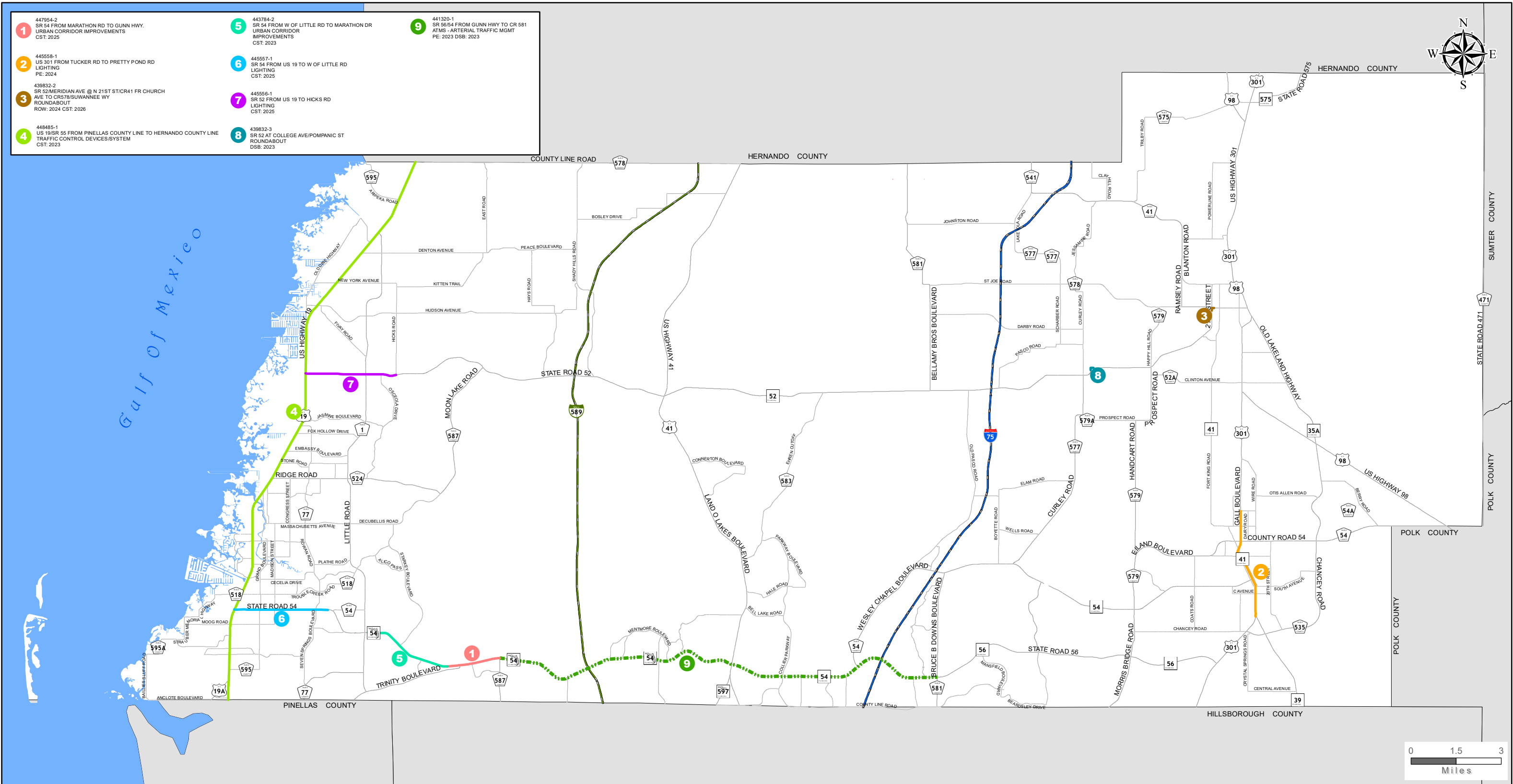
Fund	Fund Name	<2023	2023	2024	2025	2026	2027	>2027	All Years
LFP	LOCAL FUNDS FOR PARTICIPATING	\$13,030	\$600,000	\$4,079,758	\$2,200,000				\$6,892,788
LFU	LOCAL FUNDS FOR UNFORSEEN WORK	\$406,454							\$406,454
PKYI	TURNPIKE IMPROVEMENT	\$7,662	\$300,000						\$307,662
PKYR	TURNPIKE RENEWAL & REPLACEMENT	\$1,500		\$2,043,729	\$21,097,692				\$23,142,921
PL	METRO PLAN (85% FA; 15% OTHER)		\$1,739,338	\$1,020,973	\$1,035,713	\$1,050,747	\$1,050,747		\$5,897,518
REPE	REPURPOSED FEDERAL EARMARKS	\$165,280							\$165,280
SA	STP, ANY AREA	\$8,254,437	\$26,120,436	\$1,240,439		\$13,609,539			\$49,224,851
SL	STP, AREAS <= 200K	\$4,812,233	\$4,157,170	\$3,562,885	\$1,903,346		\$4,012,504		\$18,448,138
SR2T	SAFE ROUTES - TRANSFER			\$771,833		\$928,376			\$1,700,209
STED	2012 SB1998-STRATEGIC ECON COR					\$16,840,865		\$33,569,794	\$50,410,659
SU	STP, URBAN AREAS > 200K	\$11,840,851	\$1,980,910	\$1,450,100	\$516,448	\$11,040,915	\$10,933,454		\$37,762,678
TALL	TRANSPORTATION ALTS- <200K				\$111,000	\$336,217	\$328,317		\$775,534
TALT	TRANSPORTATION ALTS- ANY AREA		\$1,113,742	\$161,001		\$1,859,164	\$1,122,630		\$4,256,537
TALU	TRANSPORTATION ALTS- >200K	\$96,600	\$181,484		\$2,520,383				\$2,798,467
TLWR	2015 SB2514A-TRAIL NETWORK				\$3,877,366				\$3,877,366
TRIP	TRANS REGIONAL INCENTIVE PROGM	\$13,030	\$2,264,783			\$4,123,447	\$4,319,519		\$10,720,779
TRWR	2015 SB2514A-TRAN REG INCT PRG		\$2,078,952			\$2,300,000	\$2,388,063		\$6,767,015
Grand Total:		\$237,559,461	\$263,743,809	\$53,257,972	\$70,814,747	\$172,459,255	\$58,595,115	\$209,879,672	\$1,007,714,916
Fund Type		<2023	2023	2024	2025	2026	2027	>2027	All Years
Federal		\$98,687,011	\$182,697,915	\$12,180,151	\$11,924,208	\$38,340,370	\$18,076,280	\$56,495,396	\$418,401,331
Federal Earmark		\$165,280							\$165,280
Local		\$22,899,893	\$5,575,899	\$26,585,767	\$4,913,196	\$4,220,241	\$3,151,542		\$67,346,538
R/W and Bridge Bonds						\$23,953,387			\$23,953,387
State 100%		\$115,798,115	\$75,169,995	\$12,448,325	\$32,879,651	\$105,945,257	\$37,367,293	\$153,384,276	\$532,992,912
Toll/Turnpike		\$9,162	\$300,000	\$2,043,729	\$21,097,692				\$23,450,583
Grand Total:		\$237,559,461	\$263,743,809	\$53,257,972	\$70,814,747	\$172,459,255	\$58,595,115	\$209,879,672	\$1,007,714,916

TIP Fiscal Constraint Table



	2023	2024	2025	2026	2027
Total Revenue	\$263,743,809	\$53,257,972	\$70,814,747	\$172,459,255	\$58,595,115
Total Project Cost	\$263,743,809	\$53,257,972	\$70,814,747	\$172,459,255	\$58,595,115





This map is for informational purposes only. The data contained herein is not collected under the supervision of, or approved by, a licensed surveyor. It is not intended for any legal use. The data does not meet the minimum technical standards under the Florida Administrative Code 61G17-6. The Pasco County Board of County Commissioners does not accept any responsibility for errors or omissions of any kind contained in the data herein. All products and derivations from the data contained herein must retain this disclaimer.

Date Saved: 3/24/2022 9:31:00 AM

Document Path: S:\GIS\NATE_GIS\MPO\FDOT_2022_TIP\FDOT_TEMPLATE_Safety_03242022.mxd

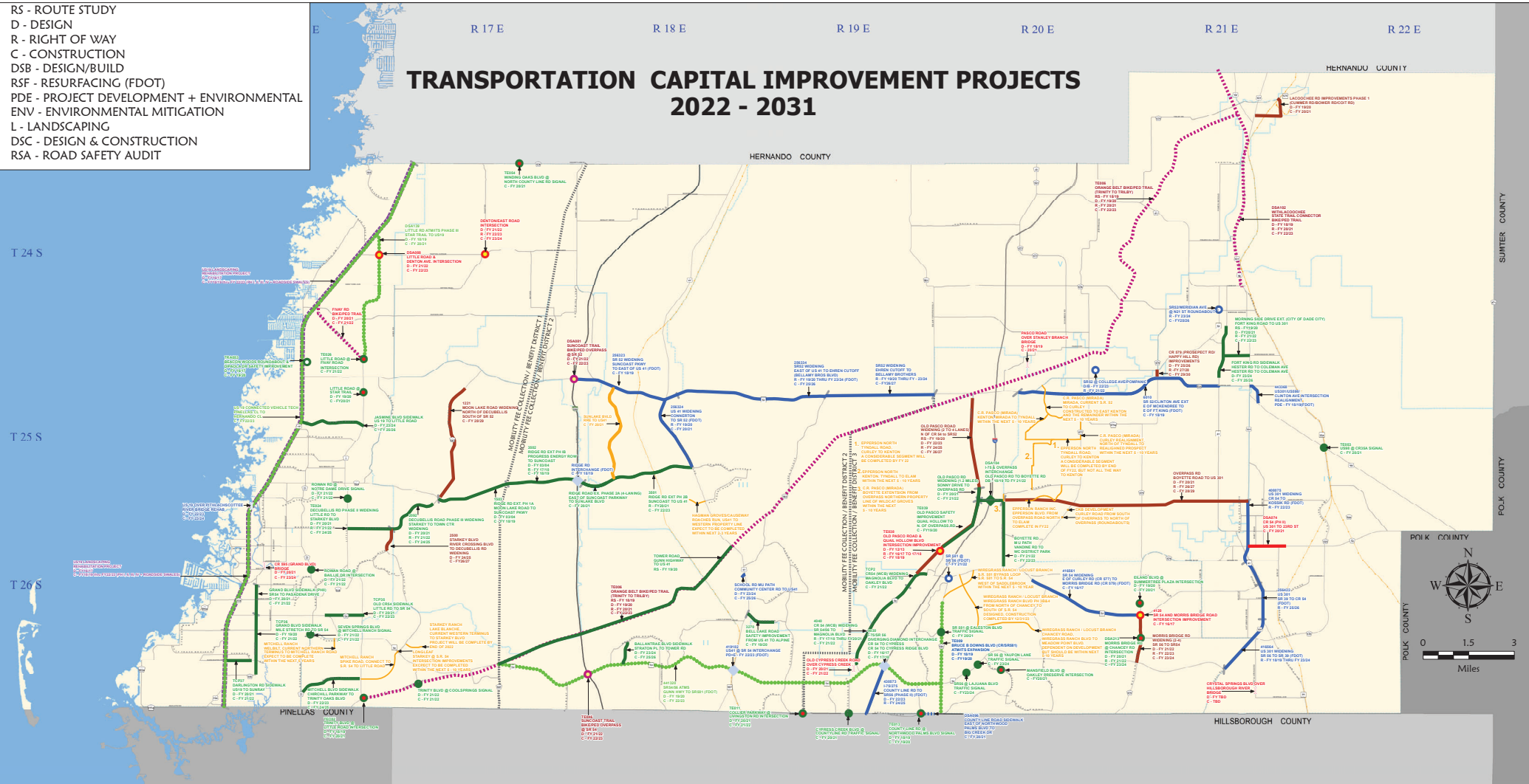
Author: ndeliman

PASCO COUNTY MPO FY 2023 – 2027 Transportation Improvement Program Safety Improvement Projects



**Serving Our Community
to Create a Better Future**

RS - ROUTE STUDY
D - DESIGN
R - RIGHT OF WAY
C - CONSTRUCTION
DSB - DESIGN/BUILD
RSF - RESURFACING (FDOT)
PDE - PROJECT DEVELOPMENT + ENVIRONMENTAL
ENV - ENVIRONMENTAL MITIGATION
L - LANDSCAPING
DSC - DESIGN & CONSTRUCTION
RSA - ROAD SAFETY AUDIT



<p>LIGHTING</p> <p>ATMS/ITS</p> <p>COUNTY PROJECTS (2022-2026)</p> <p>LANDSCAPING</p> <p>FDOT FUNDED SIDEWALK PROJECT</p> <p>FDOT PROJECTS (Construction Outside 5 Year CIP - Dates Tentative)</p> <p>tiffines</p>	<p>FDOT RESURFACING PROJECTS</p> <p>COUNTY PROJECTS (2027-2031)</p> <p>PENNY FOR PASCO BIKE/PED TRAILS</p> <p>PENNY FOR PASCO PROJECTS</p> <p>TRANSPORTATION IMPROVEMENTS (STATE FUNDED)</p> <p>DEVELOPER PROJECTS</p> <p>COUNTY BRIDGE</p> <p>FDOT BRIDGE</p>	<p>BIKE/PED OVERPASS</p> <p>FDOT FUNDED INTERCHANGE</p> <p>COUNTY INTERSECTION IMPROVEMENTS (2022 - 2026)</p> <p>PENNY FOR PASCO INTERSECTION IMPROVEMENTS</p> <p>SIGNALIZATION PROJECTS</p> <p>INTERCHANGE</p> <p>COUNTY ROUNDABOUT</p> <p>FDOT ROUNDABOUT</p>	<p>Pasco County, Florida Geographic Information Systems (G.I.S.) Engineering Services</p> <p>Title: Pasco County Transportation Capital Improvement Projects 2022 - 2031</p> <p>Created Date: 1/4/2022</p> <p>Created By: NDeliman</p> <p>Updated:</p> <p>Checked By: DB</p> <p><small>This map is for informational purposes only. The data contained herein is not collected under the supervision of, or approved by, a licensed surveyor. It is not intended for any legal use. The data does not meet the minimum technical standards under the Florida Administrative Code 61G17-6. The Pasco County Board of County Commissioners does not accept any responsibility for errors or omissions of any kind contained in the data herein. All products and derivations from the data contained herein must retain this disclaimer.</small></p>
---	--	---	--

Pasco County Transportation Disadvantaged Population Planning and Funding

Extensive coordination with local public transit and local government comprehensive planning bodies occurs as a part of the Transportation Disadvantaged (TD) Program. The Transportation Disadvantaged Service Plan (TDSP) documents the consistency of local and regional planning documents with the TD program. An updated TDSP was adopted in October 2021. As part of the development of the TDSP, Pasco MPO staff reached out to social service agencies and citizens via survey and coordinated with GOPASCO on updates to the TDSP and the TD Program.

The Pasco County MPO is the designated planning agency for the TD Program in Pasco County. Since 2012, a GOPASCO staff individual has filled the role of Pasco County Community Transportation Coordinator (CTC). As the CTC, GOPASCO is responsible for operating Pasco County's TD Program and coordinating TD services in Pasco County.

As the designated planning agency for the TD Program, the Pasco County MPO provides staff support to the Local Coordinating Board (LCB). The LCB is comprised of representatives from local social service agencies, transportation providers, FDOT and members of the public.

The Pasco County MPO Board annually reviews and approves funding sources for the Pasco County TD Program through the adoption of the Transportation Improvement Program. Funding for the TD Program is obtained through federal, state and local government sources, including funding through the state Commission for the Transportation Disadvantaged via the state Transportation Trust Fund. The Transportation Disadvantaged Element Funding table on the next page includes project and program descriptions, planned costs, anticipated revenues and identification of the year the project or services are to be undertaken and implemented.

Funding Agency	Funding Source	Funded Activity	FY 2023	FY 2024	FY 2025	FY 2026	FY 2027	All Years
Florida Commission for the Transportation Disadvantaged	State	Planning	\$31,175	\$31,175	\$31,175	\$31,175	\$31,175	\$155,875
	State	Operating	\$852,017	\$869,057	\$886,438	\$904,168	\$922,251	\$4,433,931
	Local	Operating	\$94,669	\$96,562	\$98,493	\$100,463	\$102,472	\$492,659
Older Americans Act - Dept. of Elder Affairs	Federal	Operating	\$217,518	\$221,868	\$226,305	\$230,831	\$235,448	\$1,131,970
	State		\$48,406	\$48,406	\$48,406	\$48,406	\$48,406	\$242,030
	Local		\$21,752	\$22,187	\$22,631	\$23,083	\$23,544	\$113,197
		Total	\$1,265,537	\$1,289,255	\$1,313,448	\$1,338,126	\$1,363,296	\$6,569,662

Fiscal Year 2021 Federal Obligated Projects List

Pursuant to the provision of 23 U.S.C 134 (h) (7) (B) and 49 U.S. C. 5303 (C) (5) (B), the Pasco County MPO is required to publish or make available a list of projects for which Federal Funds were obligated in the preceding federal fiscal year. This list is available for public view on the Pasco County MPO website at:

<https://www.pascocountyfl.net/1697/Archives>

and on the FDOT website at:

https://fdotewp1.dot.state.fl.us/FMsupportApps/Documents/Federal/FA_MPO_OBLIGDET/PASCOMPO.PDF

On the following pages is a list of highway, transportation and miscellaneous projects in Pasco County obligated in federal fiscal year 2021 using federal transportation funds and a list of transit projects in Pasco County obligated in federal fiscal year 2021 using federal transit funds.

FISCAL YEAR 2021 FEDERAL OBLIGATION REPORT - PASCO COUNTY

PAGE 1

PASCO MPO

FLORIDA DEPARTMENT OF TRANSPORTATION
OFFICE OF WORK PROGRAM
ANNUAL OBLIGATIONS REPORT
=====

HIGHWAYS
=====

DATE RUN: 10/01/2021

TIME RUN: 07.35.46
MBROBLTP

ITEM NUMBER: 256243 2	PROJECT DESCRIPTION: SR 52 (SCHRADER HWY) FROM W OF CR 581 (BELLAMY BRO) TO E OF OLD PASCO RD	*NON-SIS*
DISTRICT: 07	COUNTY: PASCO	
ROADWAY ID: 14120000	PROJECT LENGTH: 1.508MI	TYPE OF WORK: ADD LANES & RECONSTRUCT LANES EXIST/IMPROVED/ADDED: 2/ 2/ 2

FUND CODE	2021	
<hr/>		
PHASE: CONSTRUCTION / RESPONSIBLE AGENCY: MANAGED BY FDOT		
SA		437,904
TOTAL 256243 2		437,904
TOTAL 256243 2		437,904

ITEM NUMBER: 256323 1	PROJECT DESCRIPTION: SR 52 (SCHRADER HWY) FROM W OF SUNCOAST PKWY TO E OF US 41 (SR 45)	*NON-SIS*
DISTRICT: 07	COUNTY: PASCO	
ROADWAY ID: 14120000	PROJECT LENGTH: 4.643MI	TYPE OF WORK: ADD LANES & RECONSTRUCT LANES EXIST/IMPROVED/ADDED: 4/ 4/ 6

FUND CODE	2021	
<hr/>		
PHASE: CONSTRUCTION / RESPONSIBLE AGENCY: MANAGED BY FDOT		
SA		3,739,744
SU		6,867,494
TOTAL 256323 1		10,607,238
TOTAL 256323 1		10,607,238

ITEM NUMBER: 256324 2	PROJECT DESCRIPTION: US 41 (SR 45) FROM N OF CONNERTON BLVD TO S OF SR 52	*NON-SIS*
DISTRICT: 07	COUNTY: PASCO	
ROADWAY ID: 14010000	PROJECT LENGTH: 2.268MI	TYPE OF WORK: ADD LANES & RECONSTRUCT LANES EXIST/IMPROVED/ADDED: 3/ 2/ 2

FUND CODE	2021	
<hr/>		
PHASE: RIGHT OF WAY / RESPONSIBLE AGENCY: MANAGED BY FDOT		
CM		178,944
SA		-200,756
SL		410,530
PHASE: CONSTRUCTION / RESPONSIBLE AGENCY: MANAGED BY FDOT		
SU		-2,916,883
TOTAL 256324 2		-2,528,165
TOTAL 256324 2		-2,528,165

ITEM NUMBER: 256422 2	PROJECT DESCRIPTION: US 301 (SR 41/GALL) FROM SR 39 TO S OF CR 54	*NON-SIS*
DISTRICT: 07	COUNTY: PASCO	
ROADWAY ID: 14050000	PROJECT LENGTH: 6.488MI	TYPE OF WORK: ADD LANES & RECONSTRUCT LANES EXIST/IMPROVED/ADDED: 3/ 2/ 2

FUND CODE	2021	
<hr/>		
PHASE: RIGHT OF WAY / RESPONSIBLE AGENCY: MANAGED BY FDOT		
SA		-898,892
SU		-190,450
TOTAL 256422 2		-1,089,342
TOTAL 256422 2		-1,089,342

PAGE	2	FLORIDA DEPARTMENT OF TRANSPORTATION	DATE RUN: 10/01/2021
PASCO MPO		OFFICE OF WORK PROGRAM	TIME RUN: 07.35.46
		ANNUAL OBLIGATIONS REPORT	MBROBLTP
		=====	
		HIGHWAYS	
		=====	
ITEM NUMBER:256423 3	PROJECT DESCRIPTION:US 98 FROM US 301 SOUTH TO US 301 NORTH		*NON-SIS*
DISTRICT:07	COUNTY:PASCO		TYPE OF WORK:ADD LANES & RECONSTRUCT
ROADWAY ID:14130000	PROJECT LENGTH: 1.602MI		LANES EXIST/IMPROVED/ADDED: 3/ 3/ 2
FUND		2021	
CODE			
-----		-----	
PHASE: PRELIMINARY ENGINEERING / RESPONSIBLE AGENCY: MANAGED BY FDOT			
GFSA		859,368	
TOTAL 256423 3		859,368	
TOTAL 256423 3		859,368	
ITEM NUMBER:258736 2	PROJECT DESCRIPTION:I-75 (SR 93) FROM NORTH OF SR/CR 54 TO NORTH OF SR 52		*SIS*
DISTRICT:07	COUNTY:PASCO		TYPE OF WORK:ADD LANES & REHABILITATE PVMNT
ROADWAY ID:14140000	PROJECT LENGTH: 8.229MI		LANES EXIST/IMPROVED/ADDED: 4/ 4/ 2
FUND		2021	
CODE			
-----		-----	
PHASE: CONSTRUCTION / RESPONSIBLE AGENCY: MANAGED BY FDOT			
NHPP		10	
TOTAL 258736 2		10	
TOTAL 258736 2		10	
ITEM NUMBER:416561 2	PROJECT DESCRIPTION:SR 54 FROM CR 577/CURLEY RD TO CR 579/MORRIS BRIDGE RD		*NON-SIS*
DISTRICT:07	COUNTY:PASCO		TYPE OF WORK:ADD LANES & REHABILITATE PVMNT
ROADWAY ID:14090000	PROJECT LENGTH: 4.509MI		LANES EXIST/IMPROVED/ADDED: 4/ 4/ 2
FUND		2021	
CODE			
-----		-----	
PHASE: CONSTRUCTION / RESPONSIBLE AGENCY: MANAGED BY FDOT			
SU		4,559,790	
TOTAL 416561 2		4,559,790	
TOTAL 416561 2		4,559,790	
ITEM NUMBER:416564 2	PROJECT DESCRIPTION:US 301/SR 41/GALL FROM S OF SR 56 TO S OF SR 39/PAUL BUCHMAN		*NON-SIS*
DISTRICT:07	COUNTY:PASCO		TYPE OF WORK:ADD LANES & RECONSTRUCT
ROADWAY ID:14050000	PROJECT LENGTH: 1.763MI		LANES EXIST/IMPROVED/ADDED: 2/ 2/ 2
FUND		2021	
CODE			
-----		-----	
PHASE: PRELIMINARY ENGINEERING / RESPONSIBLE AGENCY: MANAGED BY FDOT			
SA		1,000	
SU		1,253,318	
TOTAL 416564 2		1,254,318	
TOTAL 416564 2		1,254,318	

FLORIDA DEPARTMENT OF TRANSPORTATION
OFFICE OF WORK PROGRAM
ANNUAL OBLIGATIONS REPORT
=====

HIGHWAYS
=====

ITEM NUMBER:419182 1	PROJECT DESCRIPTION:SR45 (US41) @ SR54 FROM S OF INTERSECTION TO N OF INTERSECTION	*SIS*
DISTRICT:07	COUNTY:PASCO	TYPE OF WORK:PD&E/EMO STUDY
ROADWAY ID:14010000	PROJECT LENGTH: .970MI	LANES EXIST/IMPROVED/ADDED: 6/ 6/ 6
FUND CODE	2021	
PHASE: PRELIMINARY ENGINEERING / RESPONSIBLE AGENCY: MANAGED BY FDOT		
SU	333,738	
TOTAL 419182 1	333,738	
TOTAL 419182 1	333,738	
ITEM NUMBER:429075 2	PROJECT DESCRIPTION:US 301/US98/SR35/SR700 FROM POND AVE TO N OF LONG AVE/PIONEER MUSEUM	*NON-SIS*
DISTRICT:07	COUNTY:PASCO	TYPE OF WORK:RESURFACING
ROADWAY ID:14050000	PROJECT LENGTH: 1.103MI	LANES EXIST/IMPROVED/ADDED: 6/ 6/ 0
FUND CODE	2021	
PHASE: CONSTRUCTION / RESPONSIBLE AGENCY: MANAGED BY FDOT		
SA	29,659	
TOTAL 429075 2	29,659	
TOTAL 429075 2	29,659	
ITEM NUMBER:430573 1	PROJECT DESCRIPTION:I75/SR 56 INTERCHANGE FM E OF CR 54 TO W OF CYPRESS RIDGE BL(PHASE I)	*SIS*
DISTRICT:07	COUNTY:PASCO	TYPE OF WORK:INTERCHANGE - ADD LANES
ROADWAY ID:14091000	PROJECT LENGTH: 2.071MI	LANES EXIST/IMPROVED/ADDED: 6/ 6/ 6
FUND CODE	2021	
PHASE: CONSTRUCTION / RESPONSIBLE AGENCY: MANAGED BY FDOT		
NHPP	12,409,929	
TOTAL 430573 1	12,409,929	
TOTAL 430573 1	12,409,929	
ITEM NUMBER:433699 1	PROJECT DESCRIPTION:COUNTY LINE RD FROM NORTHWOOD PALMS BLVD TO W OF BRUCE B DOWNS(CR 581)	*NON-SIS*
DISTRICT:07	COUNTY:PASCO	TYPE OF WORK:BIKE LANE/SIDEWALK
ROADWAY ID:14506000	PROJECT LENGTH: .650MI	LANES EXIST/IMPROVED/ADDED: 2/ 0/ 0
FUND CODE	2021	
PHASE: CONSTRUCTION / RESPONSIBLE AGENCY: MANAGED BY FDOT		
TALT	1,522	
TOTAL 433699 1	1,522	
TOTAL 433699 1	1,522	
ITEM NUMBER:433700 1	PROJECT DESCRIPTION:HARDY TRAIL EXT FROM CHURCH AVE TO LOCK ST	*NON-SIS*
DISTRICT:07	COUNTY:PASCO	TYPE OF WORK:BIKE PATH/TRAIL
ROADWAY ID:	PROJECT LENGTH: .000	LANES EXIST/IMPROVED/ADDED: 0/ 0/ 0
FUND CODE	2021	
PHASE: CONSTRUCTION / RESPONSIBLE AGENCY: MANAGED BY CITY OF DADE CITY		
TALU	580,696	

FLORIDA DEPARTMENT OF TRANSPORTATION
OFFICE OF WORK PROGRAM
ANNUAL OBLIGATIONS REPORT
=====

HIGHWAYS
=====

PHASE: CONSTRUCTION / RESPONSIBLE AGENCY: MANAGED BY FDOT	
TALT	-15,411
TOTAL 433700 1	565,285
TOTAL 433700 1	565,285

ITEM NUMBER:436490 1	PROJECT DESCRIPTION:SR 52 FROM E OF DRIVER LN TO E OF CR 583/EHREN CUTOFF	*NON-SIS*
DISTRICT:07	COUNTY:PASCO	
ROADWAY ID:14120000	PROJECT LENGTH: 4.975MI	TYPE OF WORK:RESURFACING
		LANES EXIST/IMPROVED/ADDED: 2/ 2/ 0

FUND
CODE

2021

PHASE: CONSTRUCTION / RESPONSIBLE AGENCY: MANAGED BY FDOT	
SA	165,967
TOTAL 436490 1	165,967
TOTAL 436490 1	165,967

ITEM NUMBER:438772 1	PROJECT DESCRIPTION:20TH ST SIDEWALK FROM HENRY DR TO CR 54	*NON-SIS*
DISTRICT:07	COUNTY:PASCO	
ROADWAY ID:14000037	PROJECT LENGTH: .241MI	TYPE OF WORK:SIDEWALK
		LANES EXIST/IMPROVED/ADDED: 2/ 0/ 0

FUND
CODE

2021

PHASE: PRELIMINARY ENGINEERING / RESPONSIBLE AGENCY: MANAGED BY FDOT	
TALU	-3,451
PHASE: PRELIMINARY ENGINEERING / RESPONSIBLE AGENCY: MANAGED BY PASCO COUNTY BOCC	
TALU	-10,962
PHASE: CONSTRUCTION / RESPONSIBLE AGENCY: MANAGED BY FDOT	
TALU	-14,140
PHASE: CONSTRUCTION / RESPONSIBLE AGENCY: MANAGED BY PASCO COUNTY BOCC	
TALU	-4,067
TOTAL 438772 1	-32,620
TOTAL 438772 1	-32,620

ITEM NUMBER:439697 1	PROJECT DESCRIPTION:CYPRESS ELEMENTARY-SWEET BAY CRT FROM TANGLEWOOD DR TO SCHOOL ENTRANCE	*NON-SIS*
DISTRICT:07	COUNTY:PASCO	
ROADWAY ID:	PROJECT LENGTH: .000	TYPE OF WORK:SIDEWALK
		LANES EXIST/IMPROVED/ADDED: 0/ 0/ 0

FUND
CODE

2021

PHASE: PRELIMINARY ENGINEERING / RESPONSIBLE AGENCY: MANAGED BY FDOT	
SR2T	-849
PHASE: CONSTRUCTION / RESPONSIBLE AGENCY: MANAGED BY FDOT	
SR2T	-13,437
TOTAL 439697 1	-14,286
TOTAL 439697 1	-14,286

FLORIDA DEPARTMENT OF TRANSPORTATION
OFFICE OF WORK PROGRAM
ANNUAL OBLIGATIONS REPORT
=====

HIGHWAYS
=====

ITEM NUMBER:439829 6	PROJECT DESCRIPTION:INTERSECTION LIGHTING PASCO COUNTY VARIOUS LOCATIONS	*SIS*
DISTRICT:07	COUNTY:PASCO	
ROADWAY ID:14030000	PROJECT LENGTH: 20.825MI	
		TYPE OF WORK:LIGHTING
		LANES EXIST/IMPROVED/ADDED: 6/ 0/ 0
FUND CODE	2021	
PHASE: RAILROAD AND UTILITIES / RESPONSIBLE AGENCY: MANAGED BY FDOT HSP	6,891	
PHASE: CONSTRUCTION / RESPONSIBLE AGENCY: MANAGED BY FDOT HSP	532,477	
TOTAL 439829 6	539,368	
TOTAL 439829 6	539,368	

ITEM NUMBER:441094 1	PROJECT DESCRIPTION:OLD CR 54 FROM SR 54 TO W OF LITTLE RD	*NON-SIS*
DISTRICT:07	COUNTY:PASCO	
ROADWAY ID:14000000	PROJECT LENGTH: .978MI	
		TYPE OF WORK:SIDEWALK
		LANES EXIST/IMPROVED/ADDED: 0/ 0/ 0
FUND CODE	2021	
PHASE: PRELIMINARY ENGINEERING / RESPONSIBLE AGENCY: MANAGED BY FDOT TALU	1,000	
PHASE: PRELIMINARY ENGINEERING / RESPONSIBLE AGENCY: MANAGED BY PASCO COUNTY BOARD OF COUNTY CO TALU	95,600	
TOTAL 441094 1	96,600	
TOTAL 441094 1	96,600	

ITEM NUMBER:441099 1	PROJECT DESCRIPTION:SR 581 (BRUCE B DOWNS BLVD) FROM S OF EAGLESTON BLVD TO SR 54	*NON-SIS*
DISTRICT:07	COUNTY:PASCO	
ROADWAY ID:14610000	PROJECT LENGTH: .282MI	
		TYPE OF WORK:INTERSECTION IMPROVEMENT
		LANES EXIST/IMPROVED/ADDED: 6/ 0/ 0
FUND CODE	2021	
PHASE: PRELIMINARY ENGINEERING / RESPONSIBLE AGENCY: MANAGED BY FDOT HSP	444,617	
TOTAL 441099 1	444,617	
TOTAL 441099 1	444,617	

ITEM NUMBER:442336 1	PROJECT DESCRIPTION:I-75 AND SR 56 INTERCHANGE - EB SR56 RAMP TO SB I-75 RAMP	*NON-SIS*
DISTRICT:07	COUNTY:PASCO	
ROADWAY ID:14091000	PROJECT LENGTH: .060MI	
		TYPE OF WORK:EMERGENCY OPERATIONS
		LANES EXIST/IMPROVED/ADDED: 6/ 0/ 0
FUND CODE	2021	
PHASE: GRANTS AND MISCELLANEOUS / RESPONSIBLE AGENCY: MANAGED BY FDOT ER17	101,478	
TOTAL 442336 1	101,478	
TOTAL 442336 1	101,478	

FLORIDA DEPARTMENT OF TRANSPORTATION
OFFICE OF WORK PROGRAM
ANNUAL OBLIGATIONS REPORT
=====

HIGHWAYS
=====

ITEM NUMBER:442697 1 PROJECT DESCRIPTION:I-75 (SR 93A) AT SR 56 *SIS*
DISTRICT:07 COUNTY:PASCO TYPE OF WORK:EMERGENCY OPERATIONS
ROADWAY ID:14140000 PROJECT LENGTH: .001MI LANES EXIST/IMPROVED/ADDED: 8/ 0/ 0

FUND CODE	2021
PHASE: PRELIMINARY ENGINEERING / RESPONSIBLE AGENCY: MANAGED BY FDOT ER17	37,447
PHASE: CONSTRUCTION / RESPONSIBLE AGENCY: MANAGED BY FDOT ER17	51,906
TOTAL 442697 1	89,353
TOTAL 442697 1	89,353

ITEM NUMBER:442862 1 PROJECT DESCRIPTION:US 98 FROM S OF CR 575/TRILBY RD TO N OF CR 575/TRILBY RD *NON-SIS*
DISTRICT:07 COUNTY:PASCO TYPE OF WORK:ROUNDBOUT
ROADWAY ID:14080000 PROJECT LENGTH: .273MI LANES EXIST/IMPROVED/ADDED: 2/ 0/ 0

FUND CODE	2021
PHASE: CONSTRUCTION / RESPONSIBLE AGENCY: MANAGED BY FDOT HSP	570,170
SA	-14,663
SU	-272,026
TOTAL 442862 1	283,481
TOTAL 442862 1	283,481

ITEM NUMBER:443368 3 PROJECT DESCRIPTION:US 98/SR 35/SR 700 FROM POLK CO LINE/CR54 TO OLD LAKELAND HWY *NON-SIS*
DISTRICT:07 COUNTY:PASCO TYPE OF WORK:ADD LANES & RECONSTRUCT
ROADWAY ID:14070000 PROJECT LENGTH: 5.126MI LANES EXIST/IMPROVED/ADDED: 2/ 2/ 2

FUND CODE	2021
PHASE: PRELIMINARY ENGINEERING / RESPONSIBLE AGENCY: MANAGED BY FDOT GFSA	827,432
SA	49,095
TOTAL 443368 3	876,527
TOTAL 443368 3	876,527

ITEM NUMBER:445827 1 PROJECT DESCRIPTION:SR 55/US 19 AT RICHEY DR, GULF DR, MARINE PARKWAY, AND CONTINENTAL DR *SIS*
DISTRICT:07 COUNTY:PASCO TYPE OF WORK:PEDESTRIAN SAFETY IMPROVEMENT
ROADWAY ID:14030000 PROJECT LENGTH: 7.094MI LANES EXIST/IMPROVED/ADDED: 6/ 0/ 0

FUND CODE	2021
PHASE: CONSTRUCTION / RESPONSIBLE AGENCY: MANAGED BY FDOT HSP	19,966
TOTAL 445827 1	19,966
TOTAL 445827 1	19,966

ITEM NUMBER:447536 2

DISTRICT:07

ROADWAY ID:14050000

PROJECT DESCRIPTION:US 301 FROM S OF US 98 TO HERNANDO COUNTY LINE

COUNTY:PASCO

PROJECT LENGTH: 2.229MI

NON-SIS

TYPE OF WORK:ADD LANES & RECONSTRUCT

LANES EXIST/IMPROVED/ADDED: 4/ 2/ 2

FUND CODE	2021
PHASE: PRELIMINARY ENGINEERING / RESPONSIBLE AGENCY: MANAGED BY FDOT	
GFSA	447,208
TOTAL 447536 2	447,208
TOTAL 447536 2	447,208
TOTAL DIST: 07	30,458,913
TOTAL HIGHWAYS	30,458,913

FLORIDA DEPARTMENT OF TRANSPORTATION
OFFICE OF WORK PROGRAM
ANNUAL OBLIGATIONS REPORT
=====

PLANNING
=====

ITEM NUMBER:438747 3 PROJECT DESCRIPTION:PASCO PLANNING MODEL STUDIES
DISTRICT:07 COUNTY:PASCO
ROADWAY ID: PROJECT LENGTH: .000

NON-SIS
TYPE OF WORK:PLANNING MODELS/DATA UPDATE
LANES EXIST/IMPROVED/ADDED: 0/ 0/ 0

FUND
CODE

2021

PHASE: PRELIMINARY ENGINEERING / RESPONSIBLE AGENCY: MANAGED BY FDOT

SU

56,000

TOTAL 438747 3

56,000

TOTAL 438747 3

56,000

ITEM NUMBER:439337 2 PROJECT DESCRIPTION:PASCO COUNTY FY 2018/2019-2019/2020 UPWP
DISTRICT:07 COUNTY:PASCO
ROADWAY ID: PROJECT LENGTH: .000

NON-SIS
TYPE OF WORK:TRANSPORTATION PLANNING
LANES EXIST/IMPROVED/ADDED: 0/ 0/ 0

FUND
CODE

2021

PHASE: PRELIMINARY ENGINEERING / RESPONSIBLE AGENCY: RESPONSIBLE AGENCY NOT AVAILABLE

PL

-622,240

TOTAL 439337 2

-622,240

TOTAL 439337 2

-622,240

ITEM NUMBER:439337 3 PROJECT DESCRIPTION:PASCO COUNTY FY 2020/2021-2021/2022 UPWP
DISTRICT:07 COUNTY:PASCO
ROADWAY ID: PROJECT LENGTH: .000

NON-SIS
TYPE OF WORK:TRANSPORTATION PLANNING
LANES EXIST/IMPROVED/ADDED: 0/ 0/ 0

FUND
CODE

2021

PHASE: PRELIMINARY ENGINEERING / RESPONSIBLE AGENCY: MANAGED BY PASCO COUNTY MPO

PL

662,223

TOTAL 439337 3

662,223

TOTAL 439337 3

662,223

TOTAL DIST: 07

95,983

TOTAL PLANNING

95,983

MISCELLANEOUS
=====

ITEM NUMBER:435719 1
DISTRICT:07
ROADWAY ID:

PROJECT DESCRIPTION:STARKEY GAP/TRI-CO TRL/C2C TRL FROM PASCO C/L TO N OF SR 54
COUNTY:PASCO
PROJECT LENGTH:.000

NON-SIS
TYPE OF WORK:BIKE PATH/TRAIL
LANES EXIST/IMPROVED/ADDED: 0/ 0/ 0

FUND CODE	2021
PHASE: CONSTRUCTION / RESPONSIBLE AGENCY: MANAGED BY FDOT TALU	
TOTAL 435719 1	73,015
TOTAL 435719 1	73,015
TOTAL DIST: 07	73,015
TOTAL MISCELLANEOUS	73,015
GRAND TOTAL	30,627,911

FY 2021 FEDERAL TRANSIT ADMINISTRATION (FTA) OBLIGATED PROJECTS

FTA Grant Number	Award	FDOT Work Program No.	FTA Grantee	Federal Fund Code	Work Type	Project Description	Total Federal Funds in TIP	Total Federal Funds Obligated	Local Funds
FL90X814	2013	402397-1	GOPASCO	5307	Operating & Capital	Capital Assistance for fixed route and paratransit service	\$526,217	\$ 526,217	Toll Revenue Credits
FL90X847	2014	402397-1	GOPASCO	5307	Operating & Capital	Capital Assistance for fixed route and paratransit service	\$897,046	\$ 897,046	Toll Revenue Credits
FL-2017-018	2015	402397-1	GOPASCO	5307	Operating & Capital	Capital Assistance for fixed route and paratransit service	\$130,871	\$ 130,871	Toll Revenue Credits
FL-2016-044	2016	402397-1	GOPASCO	5307	Operating & Capital	Capital Assistance for fixed route and paratransit service	\$1,293,665	\$ 1,293,665	Toll Revenue Credits
FL-2019-024	2017	402397-1	GOPASCO	5307	Operating & Capital	Capital Assistance for fixed route and paratransit service	\$754,751	\$ 754,751	Toll Revenue Credits
FL-2020-061	2018	402397-1	GOPASCO	5307	Operating & Capital	Capital Assistance for fixed route and paratransit service	\$2,360,335	\$ 2,360,335	Toll Revenue Credits
FL-2021-079	2019	402397-1	GOPASCO	5307	Operating & Capital	Capital Assistance for fixed route and paratransit service	\$2,809,855	\$ 2,809,855	Toll Revenue Credits
FL-2020-098	2020	402397-1	GOPASCO	5307	Operating & Capital	Capital Assistance for fixed route and paratransit service	\$3,184,632	\$ 3,184,632	N/A - CARES Funding
FL-2021-087	2021	402397-1	GOPASCO	5307	Operating & Capital	Capital Assistance for fixed route and paratransit service	\$1,772,503	\$ 1,772,503	N/A - ARP Funding

MPO Performance Measures and Established Performance Targets

HIGHWAY SAFETY MEASURES (PM1)

On February 10, 2022, the Pasco County MPO established safety performance targets for the MPO's planning area. **Table 1.1** lists the MPO's adopted safety performance targets for 2022, as well as the targets established in 2021. Safety is the first national goal identified in the FAST Act. In March 2016, the Highway Safety Improvement Program (HSIP) and Safety Performance Management Measures Rule (Safety PM Rule) was finalized and published in the Federal Register. The rule requires MPOs to establish targets for the following safety-related performance measures and report progress to the state DOT. The highway safety measures referred to as PM1 address these target areas:

1. Number of Fatalities,
2. Rate of Fatalities per 100 million Vehicle Miles Traveled (VMT),
3. Number of Serious Injuries,
4. Rate of Serious Injuries per 100 million VMT, and
5. Number of Nonmotorized Fatalities and Serious Injuries.

The recommended targets provided for consideration by the MPO Board and the MPO's Advisory Committees were based on a trend analysis of local conditions outlined in the next section.

Table 1.1: Pasco MPO Highway Safety (PM1) Targets*

Performance Measure	Pasco 2021 PM1 Adopted Targets	2022 Recommended Targets for Adoption
Number of Fatalities	92.2	99.8
Rate of Fatalities per 100 Million Vehicle Miles Traveled	1.883	2.002
Number of Serious Injury	1,119.20	1,058.6
Rate of Serious Injuries per 100 Million Vehicle Miles Traveled	23.197	21.337
Number of Combined Pedestrian and Bicycle Fatalities and Serious Injuries	122.8	125.2

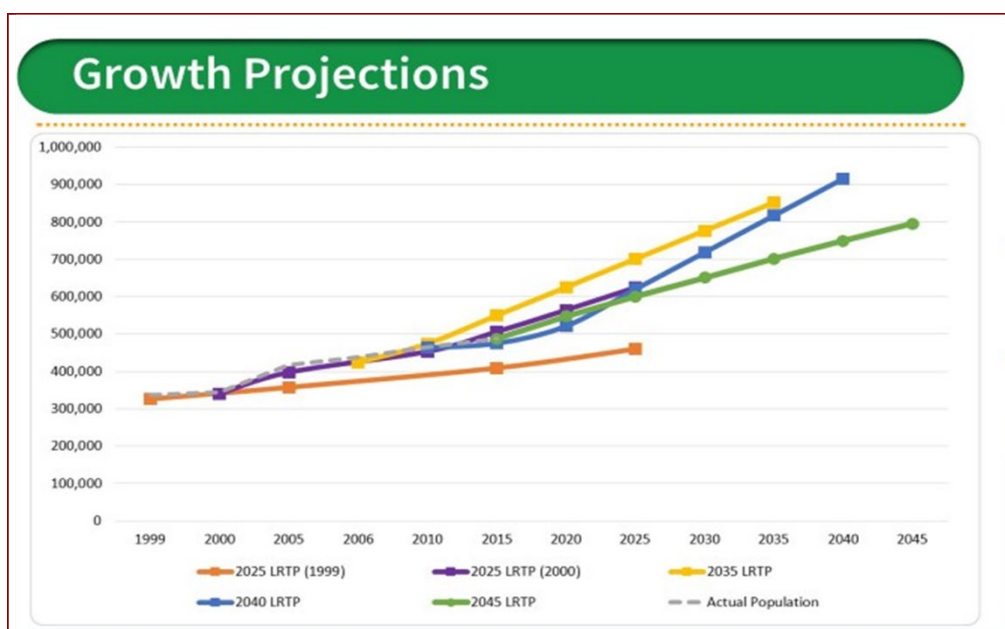
* Note: The Pasco County MPO recognizes the FDOT's vision zero target approach, and the MPO approved its first Vision Zero initiative starting in January 2020. The MPO's Vision Zero program will provide valuable input to setting safety targets in 2023 specific to Pasco County's local issues and community input.

The Florida Transportation Plan (FTP) and Florida's Strategic Highway Safety Plan (SHSP) both highlight the statewide commitment to a vision of zero deaths. The Florida Highway Safety Improvement Program (HSIP) annual report documents the statewide performance measures toward that vision. The Pasco County MPO acknowledges FDOT statewide 2022 safety targets, which set the target at "0" for each performance measure to reflect FDOT's goal of zero deaths. However, the MPO is establishing its safety performance targets based upon data collected within the MPO planning area for previous years and based on analysis of anticipated progress that can be achieved in the next year.

Safety performance measure targets are required to be adopted on an annual basis. The FDOT, in August of each calendar year, will report the following year's targets in the HSIP Annual Report. After FDOT adopts the targets, the MPO is required to either adopt FDOT's targets or establish its own targets by the following February. The Pasco County MPO has provided the PM1 adoption targets to the FDOT each year since 2017.

Pasco County has experienced significant growth over the last 10 years and is projected to almost double in population over the next 20 years, as illustrated in **Figure 1.1**. Employment growth is projected to increase by almost 70% over the next 20 years as well (**Figure 1.2**). To accommodate this growth, the County and its partners such as the FDOT District Seven, have constructed several new roadways and multiuse paths, as well as improved roadways, re-designed intersections, added new lighting and implemented safety projects, as quickly as funding has permitted.

Figure 1.1: Pasco County Growth Projections to Year 2045



Source: Mobility Pasco 2045 LRTP, December 2019

The County, the MPO and the FDOT work consistently as a team to address capacity and operational improvement needs and related safety issues. The MPO examines safety concerns, crash locations, root causes of crashes and develop projects countywide that address older, more established infrastructure, as well as new capacity needs in growing rural areas. The team addresses integration of transit and transit stops into each project, as appropriate, and the need for continued active transportation facilities.

The MPO participates on the Pasco County Traffic Safety Team to discuss safety concerns and project development. In fact, the MPO is the Chair of the Pasco County Safety Team for 2021. Using tools such as Signal Four (location and causes of crashes), the MPO and all County Departments involved in transportation track where the crashes are occurring, the root causes for the crashes, and what types of projects need to be funded going forward to address safety.

The Pasco MPO's TIP development is a continuous process in Pasco County. The MPO is a partner in monitoring safety concerns with the other County Departments and the FDOT. As a team, they work together to identify safety issues, and project development that considers the needs of residents, commuters, access to employment centers and access to major county attractors. The MPO assists with identifying funding sources and developing projects that address safety issues for motorized and non-motorized facilities.

Figure 1.2: Pasco County Growth and Employment Projections to Year 2045

Growth Projections				
County Population & Employment Growth				
Variable	2015	2035	2045	2015-2045 Growth
Household Population	477,662	691,614	785,428	307,766
Group Quarters Population	6,335	8,965	9,572	3,237
Total Population	483,997	700,579	795,000	311,003
Employees	157,500	228,187	266,561	109,061
Employees/Population Ratio	0.33	0.33	0.34	n/a

Source: Mobility Pasco 2045 LRTP, December 2019

Safety Targets Baseline Conditions and Trends Analysis

The Pasco County MPO has established targets using available data to track how the safety measure targets are changing as impacted by the continued growth and new capacity added over the last 5-10 years. The targets can be measured against prior data and measured in comparison to how much growth is occurring and where the crashes are occurring. The Pasco MPO selected the 5-year rolling average (2016-2020) for each of the five categories to be adopted as the MPO's PM1 safety targets for calendar year 2022. In this type of environment, the Pasco MPO will use the previous targets, also 5-year rolling averages, to measure progress, reflect current conditions and establishes a baseline from which to start programming future targets.

A comparison of statewide and Pasco MPO system conditions for each performance measure are included in **Table 1.2**, representing the 5-year rolling average for statewide performance measures for a comparison with local data. System conditions reflect baseline performance (2015-2019), and the most recent figures (2016-2020). The safety performance conditions will continue to be updated each year on a rolling 5-year window and be reflected within each subsequent System Performance Report to track performance over time in relation to baseline conditions and established targets.

The data for Pasco MPO in **Table 1.2** show a trend downward in the five-year rolling average for number (down by 5.4%) and rate (down by 8%) of serious injuries (2016-2020). However, the data for Pasco MPO in Table 1.2 also show a trend upward for the five-year rolling average for number (up by 8.0%) and rate (up by 6.1%) of fatalities. Pasco County showed a slight trend upward for bicycle and pedestrian fatalities and serious injuries (up by 2%).

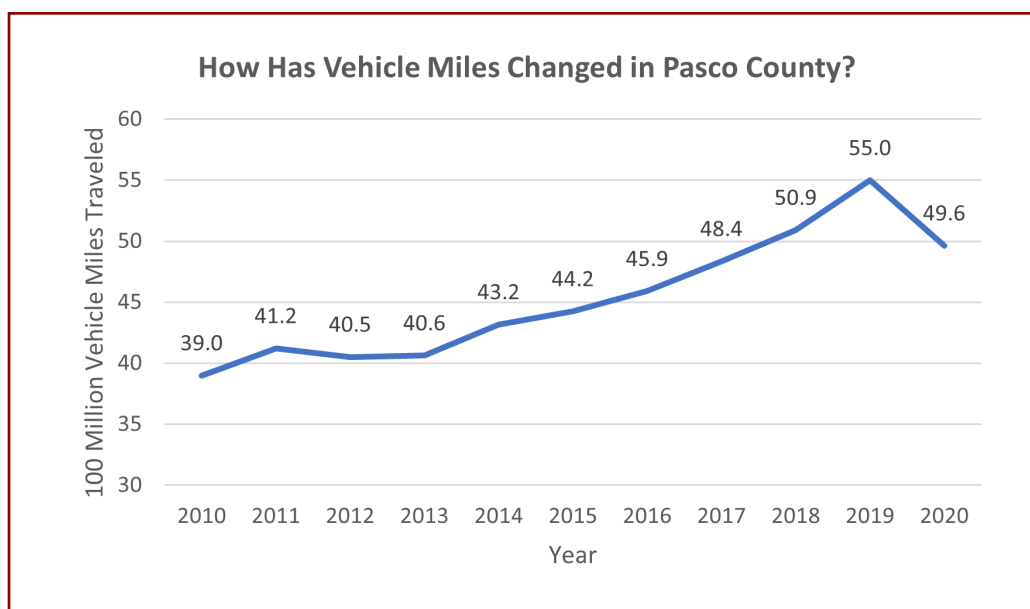
Table 1.2: Highway Safety/PM1, System Conditions and Performance

Performance Measure	Florida Statewide 5-yr Average			Pasco MPO 5-yr Average		
	Baseline (2015-2019)	Current (2016-2020)	Difference (%)	Baseline (2015-2019)	Current (2016-2020)	Difference (%)
Number of Fatalities	3,110.2	3,188.8	7.3%	92.4	99.8	8.0%
Rate of Fatalities per 100 Million Vehicle Miles Traveled	1.416	1.453	4.2%	1.887	2.002	7.9%
Number of Serious Injury	20,180.2	18,992.4	-8.4%	1,119.4	1,058.6	-6.6%
Rate of Serious Injuries per 100 Million Vehicle Miles Traveled	9.222	8.641	-11.5%	23.2	21.3	-13.1%
Number of Combined Pedestrian and Bicycle Fatalities and Serious Injuries	3,289.8	3,192.4	-3.5%	122.8	125.2	2.8%

Source: FDOT, FHWA Performance Measures per MPO, December 2021

The Pasco MPO uses countywide crash data as provided by the FDOT to track fatalities and serious injuries in Pasco County and to analyze past trends and identify regional safety issues. Tracking these measures help to estimate the effectiveness of future MPO transportation investment, as reflected in the TIP. **Figure 1.3** further represents the increasing growth in the County: in 2010, 39.0 (100 million) VMT in Pasco County and in 2020, 49.6 (100 million) VMT.

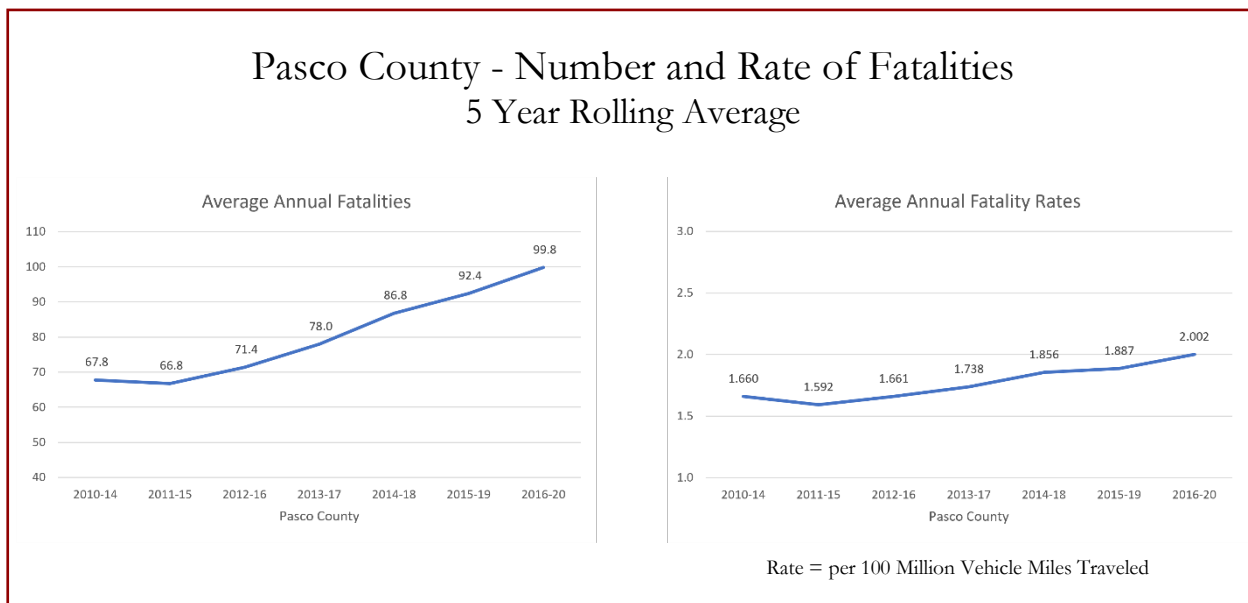
Figure 1.3: Pasco County VMT, 2010 to 2020



Source: FDOT Central Office, December 2021

Figure 1.4 represents the 5-year rolling average for fatalities for Pasco County. The graph on the left of Figure 1.6 is the actual 5-year rolling average number. This number does not take into consideration population growth or growth in the number of miles being driven. The graph on the right of Figure 1.6 is the Rate of Fatalities per 100 million VMT. There is a trend upward for the 5-year rolling average for both the number and the rate of fatalities. The goal of Vision Zero is zero deaths and serious injuries. The goal of the Pasco MPO, along with our partners, is to plan and program roadway and bicycle/pedestrian projects that address safety to reduce the number of fatalities and serious injuries. The upward trend in the 5-year rolling average for fatalities and fatality rates is concerning. The Pasco MPO will continue to monitor and address rising fatalities and fatality rates through coordination with our partners to reduce fatalities and fatality rates.

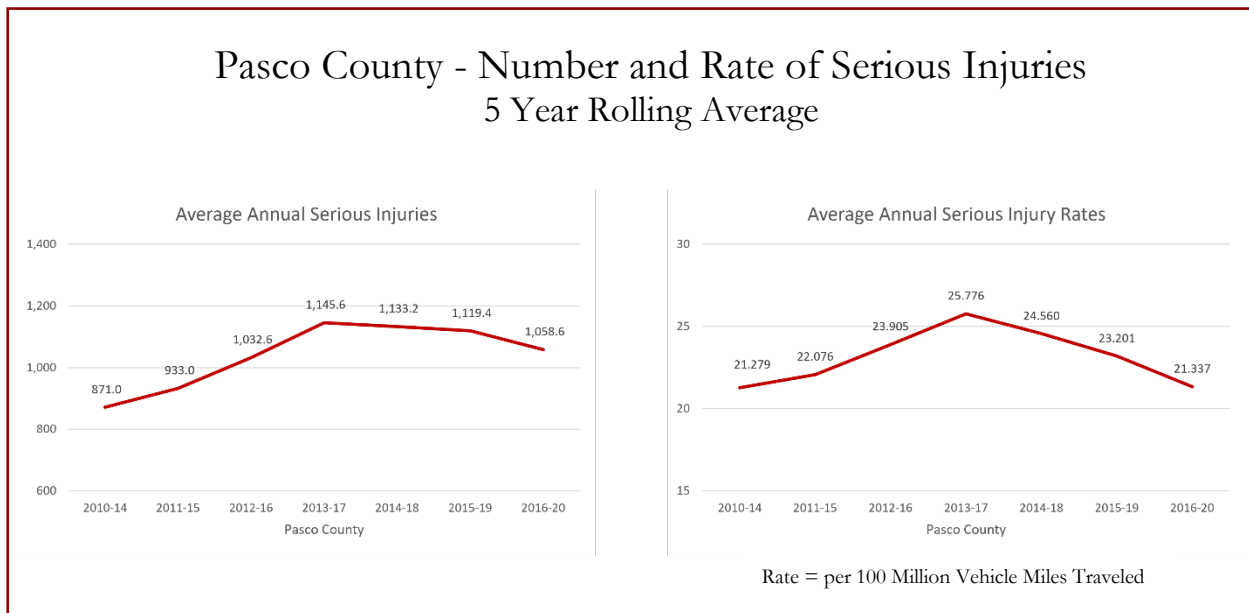
Figure 1.4: Pasco County Number and Rate of Fatalities, Rolling Averages 2014 to 2020



Source: FDOT Central Office, December 2021

Figure 1.5 illustrates the 5-year rolling average for number and rate of serious injuries. There is good news, the number of serious injuries (on the left of Figure 1.5) and rate of serious injuries (on the right of Figure 1.7) have gone down over the 5-year rolling average. The MPO is not certain as to why fatalities have increased, and serious injury has decreased but as the MPO embarks on the next steps of safety considerations and coordination with County Departments and the FDOT District Seven, more information will become available.

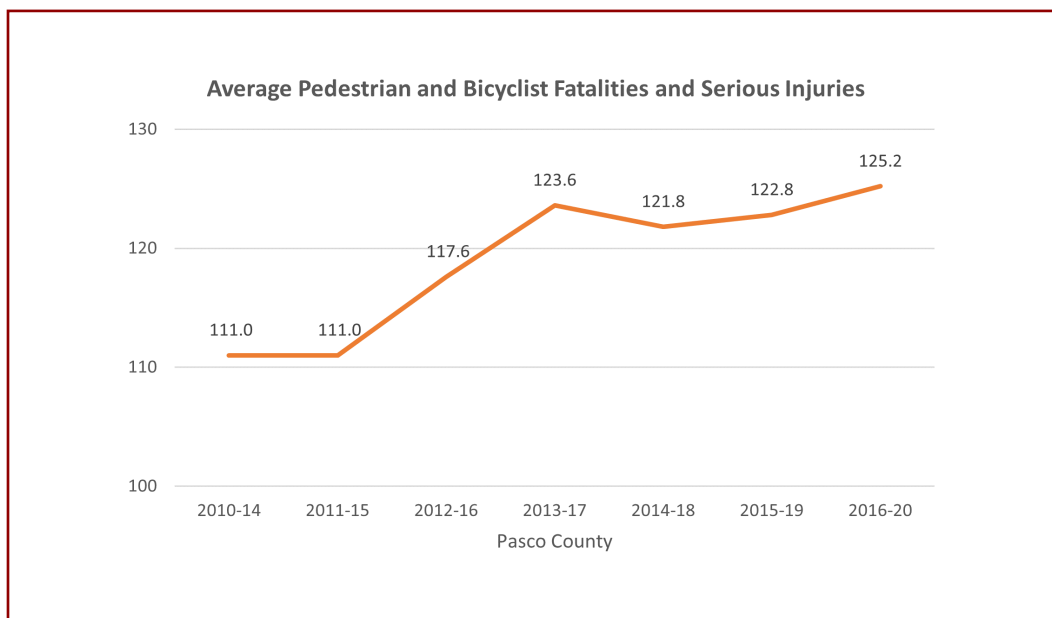
Figure 1.5: Pasco County Number and Rate of Serious Injuries, Rolling Averages 2014 – 2019



Source: FDOT Central Office, December 2021

Figure 1.6 illustrates the 5-year rolling average for number of bicycle and pedestrian fatalities and serious injuries. The rolling average is a slight trend upward for bicycle and pedestrian fatalities and serious injuries.

**Figure 1.6:
Pasco County Number and Rate of Ped/Bike Fatalities and Serious Injuries, Rolling Averages 2014 to 2020**



Source: FDOT Central Office, December 2021

To address upward trends in motorized vehicle fatalities and bicycle and pedestrian fatalities and serious injuries, the Pasco MPO works closely with the FDOT District Seven Safety Administrator. Through this collaboration, Pasco County has been the recipient of funding for several safety initiatives that are projected to improve safety on Pasco County roadways and bicycle/pedestrian facilities. Safety funds have been used in Pasco County to adjust traffic signal timing and phasing to increase vehicle gaps on State Road 54 (SR 54) from Little Rd. to Duck Slough Rd. Increased vehicle gaps allow bicyclists and pedestrians additional time to cross SR 54, thus reducing potential automobile and bicycle/pedestrian conflicts. FDOT District Seven safety funds have also been used to improve safety at pedestrian crossings in Pasco County using Leading Pedestrian Intervals (LPIs). LPIs are programmed into traffic signals to help minimize conflicts between pedestrians crossing the roadway and left or right turning vehicles. LPIs provide pedestrians crossing the roadway with a three to seven second lead interval before the traffic signal on the opposing roadway turns green and before motorists may proceed through the intersection, allowing for enhanced pedestrian visibility and travel time as they cross the roadway. The Pasco MPO will continue to collaborate with the FDOT District Seven Safety Department to identify safety issues in Pasco County and leverage FDOT safety funds to improve roadway safety for all users.

Pasco County MPO Focus on Safety

The number one priority of the Pasco MPO is to improve the safety and connectivity of roadways in Pasco County. Prioritizing roadway projects is one method the MPO uses to encourage the funding of roadway projects that will improve safety on Pasco County roadways. Before 2021, the Pasco MPO did not have a quantifiable methodology for scoring and ranking transportation projects based on formal criteria. In 2021, the Pasco MPO developed a project prioritization methodology to score and rank projects in a way to determine the best use of the limited transportation funds available to the region. The MPO uses the project scores and ranks generated from the project prioritization methodology to prioritize motorized and non-motorized transportation projects for inclusion into the Pasco MPO's List of Priority Projects (LOPP). The MPO uses the LOPP to communicate county transportation priorities to the FDOT for inclusion in the FDOT Five-Year Work Program. To reflect the values of the Pasco MPO, the project prioritization methodology recognizes safety and security as the most important criteria used to score transportation projects for inclusion into the LOPP. Safety and security criteria are incorporated into several elements of the prioritization methodology. The prioritization methodology incorporates fatalities and serious injuries into the project scoring process. Target Zero safety emphasis areas highlighted by the FDOT, including lane departures, speeding and aggressive driving, and vulnerable roadway users, are also incorporated into the project prioritization methodology. The MPO will continue to update safety criteria in the prioritization methodology based on local observations and FDOT safety emphasis areas.

The MPO continues to build and update a working library of outreach materials based on our rides and walks. The engagement materials were originally developed in 2020 in response to the COVID-19 pandemic. The MPO will continue to create and update outreach material such as the "YOU Must Look!" crosswalk safety campaign, which features a 15-second video produced using local Pasco County staff and their families and designed for school-age children. The video touches on many aspects of safely crossing including wearing light-colored clothing to improve visibility, taking responsibility for continuously watching for vehicles during crossing, and alerting drivers by using marked infrastructure. The messaging of the video can also be changed to match specific events or times. The video has been posted by other transportation agencies, including the FDOT District Seven.

MPO Participation in Safety Activities to Support TIP Development


MPO Staff participated in and conducted multiple activities to promote transportation safety in 2021. They include:


- During the week of August 10-13, 2021, Pasco MPO staff conducted public outreach at Starkey Ranch School. The goal of the outreach was to help students and their families establish a safe bicycle/pedestrian route to school, educate students about how to navigate roundabouts on their route, and encourage drivers to slow down in the area. The outreach effort was a partnership between the Pasco County MPO, the District School Board of Pasco County, the Pasco County Traffic Operations Division, the Pasco County Community Traffic Safety Team, the Pasco County Sheriff's Department, AECOM, and Tindale Oliver.
- The MPO is developing an Active Transportation Plan that will incorporate a safety element for bicycle/pedestrian facilities in Pasco County. Ongoing Active Transportation Plan development activities include a peer agency review of adopted Active Transportation Plans to identify best practices and successful engagement activities. An up-to-date inventory of Master Planned Unit Development (MPUD) multi-modal plans and county sidewalks is also an on-going component in development of the Active Transportation Plan.
- MPO staff continuously monitors crash data to identify and prioritize high crash corridors and intersections. Analysis of crash data allows the MPO, in coordination with the FDOT and Pasco County Traffic Ops, to identify and recommend safety improvements that can be incorporated into county and state roadway and non-motorized projects within Pasco County.
- Tina Russo, Pasco MPO Active Transportation Planner, was elected chair of the Pasco County Community Traffic Safety Team (FDOT District Seven) for 2022.
- The MPO continues to add new members on the Pasco County MPO's Bicycle and Pedestrian Advisory Committee, including school board and law enforcement officials.
- The MPO participates in monthly coordination meetings with FDOT District Seven MPO Liaisons and Project Management staff to review and discuss project development for the MPO TIP.
- The MPO submitted SU and TA applications to the FDOT District Seven based on coordination with the County Engineering, Public Works and Project Management Departments to include input on safety issues countywide, and the MPO's List of Priority Projects and the FDOT District Seven Work Program. The SU and TA applications included coordination with adjacent counties based on safety concerns from citizens as growth continues on the local and regional road and non-motorized network.
- The MPO developed a new project prioritization methodology to score and rank projects for creating the County's List of Priority Projects (LOPP). The LOPP is required for submittal to FDOT by June each year to show consistency with the FDOT's project programming and the County's programming of projects. The project prioritization methodology scores and ranks roadway and bike/ped projects based on five (5) criteria: safety and security, mobility and connectivity, economic development, project readiness, and project longevity. The LOPP ranks projects that represent Pasco County's roadway and bike/ped priorities and goals, as well as identifies for the FDOT projects the MPO and Pasco County may team on for funding and construction.

- December 2021, the Pasco MPO unveiled the Pasco County Bicycle and Trail Map on the Pasco MPO homepage. The map identifies shared use paths, paved trails, unpaved trails, bike lanes, and busy roadways.
- January 2022, the Tri-County Bicycle and Pedestrian Committee (BPAC), a collaboration between the Pasco MPO, Forward Pinellas, and Plan Hillsborough, began beta testing the mobile Tri-County Bicycle and Pedestrian Map. Users of the mobile map can identify bicycle/pedestrian facilities that correspond to the user's level of comfort in relation to separation from vehicle traffic.
- MPO staff coordinates with County staff to identify resurfacing projects that are eligible for FDOT safety funds.
- MPO staff, in coordination with the city of Zephyrhills, facilitated a Wire Road safety analysis to identify barriers and opportunities for bike/ped connectivity on Wire Road and in the surrounding area.
- Pasco MPO staff, in conjunction with city of Zephyrhills staff, participated in a road safety audit on SR 54. The purpose of the audit was to identify safety measures that can be incorporated into the resurfacing project on SR 54 from Court St to US 301.
- The MPO is coordinating with Public Works to develop a Pasco County website-based sidewalk application process to improve active transportation safety.
- Five temporary trail counters were installed in February 2022 for two weeks to develop a non-motorized count database.
- The MPO participates in Non-Motorized Count Program Webinars as hosted by the FDOT Central Office.
- The MPO participates in Safety Summits and Safety Webinars as hosted by the FDOT Districts Seven and One and the Safe Streets Summit as hosted by the Pinellas MPO in 2021. As part of the 2021 Gulf Coast Safe Streets Hybrid Summit. Tina Russo, Pasco County Active Transportation Planner, presented a session on planning successful trail rides across multiple jurisdictions.
- December 2021, the Pasco MPO participated in the ribbon cutting for Dade City's new downtown bike hub, The Spoke. The facility, which is located on the Roy T. Hardy Trail, offers a bicycle repair station, as well as areas to conduct safety activities including helmet fittings, bicycle light distribution, instruction on bicycle maintenance, and tips for safe riding and walking on area multi-use paths.
- Tina Russo, Pasco County Active Transportation Planner, conducted two League of American Bicyclist courses in October and December 2021. The courses teach bicyclists handling skills for riding on roadways, efficient bicycle stopping and starting techniques, crash evasion maneuvers, and scanning for hazards.

MPO and County Investment Priorities and Implementation of Projects in the TIP

As part of the TIP project development, the Pasco MPO addresses several goals that are consistent with state and federal performance measures. The MPO and its planning partners consider safety and security; system preservation; multimodal enhancements; operational improvements; and capacity improvements.

**FIVE YEAR TIP**
Fiscal Year 2022 to Fiscal Year 2026


**Program Development Process**

Projects:

- Safety & Security
- System Preservation
- Multimodal Enhancements
- Operational Improvements
- Capacity Improvements

Based on...

- MPO Priorities
- TMA Priorities
- TBARTA Priorities
- SIS/FDOT Priorities



Regional Multi-Use Trails Priority Projects
Tampa Bay Area Regional Transportation Authority
April 2020 (Updated 01/18/2021)

Project	Location	Priority	Notes	Estimated Cost
1.
2.
3.
4.
5.
6.
7.
8.
9.
10.

Active Transportation Project Highlights Supporting Safety Performance Targets

The Pasco MPO and the Pasco Parks and Recreation Department have continued to prioritize, fund and construct multi-use paths and trails to increase active transportation facilities and address safety by providing bicycle and pedestrian connections countywide for neighborhoods, schools, recreational activities and commercial centers. The below list shows the number of miles of all existing hiking/biking trails in Pasco County (owned and managed by different entities such as the County, the Southwest Florida Water Management District (SWFWMD), homeowner associations, and other funding partners):

- Multi-use trails and shared-use paths: 165 miles
- Unpaved trails: 229 miles
- Planned trail miles in Pasco County: approximately 53 miles

Countywide Safety Improvements Constructed During Pasco County Fiscal Year 2021

Approximately \$6 million in local funding, with funding support through State Grant funds, has been spent in the completion of countywide safety/operational improvements since the adoption of the 2022-2026 TIP. Projects include:

Traffic Signals Supporting Operational and Safety Improvements

- US 41 @ Asbel Rd. - \$25,000

Rectangular Rapid Flashing Beacons (RRFBs) Supporting Operational and Safety Improvements

- Baillies Bluff Rd. South of Key Vista - \$15,000
- Baillies Bluff Rd. @ Anclote Gulf Park - \$15,000
- Baillies Bluff Rd. North of Rumar Ln.- \$15,000

- Baillies Bluff Rd. @ Strauber Memorial Pkwy. & Pineview Dr. - \$15,000

School Flashers Supporting Operational and Safety Improvements

- Photonics Dr. @ JW Mitchell HS Bus Loop - \$15,000
- Long Spur @ Tibbets St. - \$15,000
- Lake Blanche Dr. @ Monroe Meadows Dr. - \$15,000
- Long Spur @ Lake Blanche Dr. - \$15,000
- Morehead Ln. @ Day Spring Academy Way - \$15,000
- Overpass Rd. @ Windchase Way - \$15,000

Speed Feedback Signs Supporting Operational and Safety Improvements

- Embassy Blvd. East of Glen Moor Ln. - \$15,000
- Ehren Cutoff North of Cherry Ridge Pl. - \$15,000
- Seven Springs Blvd. South of Abington Ave. - \$15,000
- Seven Springs Blvd. North of Chester Mckay Dr. - \$15,000

Sidewalks Constructed Supporting Active Transportation and Safety Improvements

- Bell Lake Rd. Safety Improvement - Sidewalk Component of Bell Lake Rd. Safety Improvement Project - Total Project Cost \$6.5M

Transportation Systems Management and Operations (TSM&O) Supporting Operational and Safety Improvements - Joint Funding from County and FDOT - Total Cost \$1.6 million

- Wesley Chapel Blvd. from Progress Parkway to Interstate 75
- Oakley Blvd. from Wesley Grove Blvd. to Pink Flamingo Ln.
- State Road 54 from CR 54 (Bruce B. Downs Blvd.) to Curley Rd

Speed Reduction Projects Supporting Operational and Safety Improvements

- Mentmore Blvd. - \$1,000
- South County Line Rd. - \$1,000

Multi-use Paths, Lighting and Safety Improvements

- Moon Lake Rd. from North of Decubellis Rd./Ridge Rd. to SR 52 - Multi-Use Path - \$561,000
- Ridge Rd. Lighting from US 19 to East of Broad St.

TIP Projects Programmed for Construction During Fiscal Years 2023 - 2027

Fiscal Year 2023 TIP Projects Programmed for Corridor Lighting

- SR 52 from US 19 to Hicks Rd. - CST 2025 - Enhance/Update Corridor Lighting
- SR 54 from US 19 to West of Little Rd. - CST 2025 - Enhance/Update Corridor Lighting

Fiscal Year 2023 TIP Bicycle and Pedestrian Improvements

- SR 54 from W of Mitchell Ranch Plaza Entrance to Marathon Dr. - CST 2023 - Pedestrian Facility Complete Streets
- Fort King Rd. from Hester to N of Coleman Ave. - CST 2026 - Sidewalk - Safe Routes to School
- Ballantrae Blvd. from N of Straton Pl. to Tower Rd. - CST 2026 - Sidewalk - Safe Routes to School
- Leonard Rd. from US 41 - CST 2027 - Sidewalk
- Old CR 54 from SR 54 to W of Little Rd. - CST 2023 - Sidewalk/Boardwalk
- Mitchell Blvd. from Churchill Pkwy. to Trinity Oaks Blvd. - CST 2025 - Pedestrian Facility/Shared Use Path on South Side
- Jasmine Blvd. from US 19 to Little Road - Multi-Use Path Along South Side of Jasmine Blvd. -CST 2026
- School Rd. from Community Center Rd. to US 41 - CST 2026 - Multi-Use Path/West Side of School Rd./ADA Ramps
- SR 52 at SR 589 (Suncoast Pkwy.) - CST 2023 - Pedestrian/Wildlife Overpass for the Suncoast Trail over SR 52
- SR 54 at SR 589 (Suncoast Pkwy.) - CST 2023 - Pedestrian/Wildlife Overpass for the Suncoast Trail over SR 54
- Orange Belt – Segment 1 from East of Little Rd. to SR 54 - CST 2025 (SUNTRAIL FUNDED)

PAVEMENT & BRIDGE CONDITION MEASURES (PM2)

On May 18, 2018, the Florida DOT established statewide performance targets for pavement and bridge measures. On November 8, 2018, the Pasco County MPO agreed to support FDOT's statewide pavement and bridge performance targets, thus agreeing to plan and program projects in the TIP that, once implemented, are anticipated to make progress toward achieving the statewide targets. **Table 2.1** shows the statewide targets:

Table 2.1: Pasco MPO Pavement and Bridge Condition Performance Targets Including Florida Statewide Baseline Performance and 4-Year Statewide Target

Performance Measures	Florida Statewide Baseline Performance (2017)	Pasco MPO Baseline Performance (2017)	4-year Statewide Target (Jan. 1, 2018, to Dec. 31, 2021)
Percent of Interstate Pavements in Good Condition	66%	91.6%	60%
Percent of Interstate Pavements in Poor Condition	0.1%	0%	5%
Percent of Non-Interstate NHS Pavements in Good Condition	45%	66%	40%
Percent of Non-Interstate NHS Pavements in Poor Condition	0.4%	0.1%	5%
Percent of NHS Bridges by Deck Area in Good Condition	72%	99.16%	50%
Percent of NHS Bridges by Deck Area in Poor Condition	1%	0%	10%

For comparative purposes, the baseline (2017) statewide conditions as compared to Pasco County conditions are as follows:

- 91.6% of Pasco interstate pavement were in good condition, and 0 percent were in poor condition. The statewide four-year target was 60%, and Pasco County exceeded the target.
- 66% of Pasco non-interstate NHS pavement was in good condition, and 0.1% was in poor condition. The statewide four-year target was 40%, and Pasco County exceeded the target.
- 99.16% of Pasco NHS bridges (by deck area) were in good condition, and 0% was in poor condition. The statewide four-year target was 50%, and Pasco County exceeded the target.

In determining its approach to establishing performance targets for federal pavement and bridge condition performance measures, FDOT considered many factors. FDOT is mandated by Florida Statute 334.046 to preserve the state's pavement and bridges to specific standards. To adhere to the statutory guidelines, FDOT prioritizes funding allocations to ensure the current transportation system is adequately preserved and maintained before funding is allocated for capacity improvements. These statutory guidelines envelope the statewide federal targets that have been established for pavements and bridges.

Additionally, MAP-21 required FDOT to develop a Transportation Asset Management Plan (TAMP) for all NHS pavements and bridges within the state. The TAMP includes investment strategies leading to a program of projects that make progress toward achievement of FDOT targets for asset condition and performance of

the NHS. FDOT's TAMP was updated to reflect initial MAP-21 requirements in 2018 and the final TAMP was approved on June 28, 2019.

Further, the federal pavement condition measures require a new methodology that is a departure from the methods currently used by FDOT and uses different ratings and pavement segment lengths. For bridge condition, the performance is measured in deck area under the federal measure, while the FDOT programs its bridge repair or replacement work on a bridge-by-bridge basis. As such, the federal measures are not directly comparable to the methods that are most familiar to FDOT.

In consideration of these differences, as well as other unknowns and unfamiliarity associated with the new required processes, FDOT took a conservative approach when establishing its initial pavement and bridge condition targets. It is the intent of FDOT to meet or exceed the established performance targets.

FDOT collects and reports bridge and pavement data to FHWA each year to track performance and progress toward the targets. Reported pavement and bridge data for 2018 and 2019 showed relatively stable conditions compared to the 2017 baseline and exceeded the established two-year targets. In early 2021, FHWA determined that FDOT made significant progress toward the two-year targets.

The projects included in the Pasco MPO TIP are consistent with FDOT's Five Year Work Program, and with FDOT's approach to prioritize funding, thus ensuring the transportation system is adequately preserved and maintained. Per federal planning requirements, the state selects projects on the NHS in cooperation with the MPO from the approved TIP. Given the significant resources devoted in the TIP to pavement and bridge projects, the MPO anticipates that once implemented, the TIP will contribute to progress towards achieving the statewide pavement and bridge condition performance targets.

Notable Projects for Pasco County Pavement and Bridge Condition Measures

Projects noted include programmed new infrastructure or facility rehabilitation and support established for four-year statewide targets. Projects are funded by the FDOT, as well as Pasco County funding including Penny for Pasco resources. The MPO will amend the current LRTP and TIP if funding becomes available after TIP adoption. The Pasco MPO previously amended the 2045 LRTP to incorporate the US 301 from south of US 98 to SR 50 corridor project at the February 2021 MPO Board meeting.

Bridge Projects Highlighted to Support Established Statewide Performance Targets for the Pavement and Bridge Measures

- **US 301 from south of US 98 to SR 50 with Bridge Crossing over Withlacoochee River**

This corridor project includes a separated 10-foot bicycle and pedestrian multi-use path (west side) as part of new bridge design. Regional project connecting Hernando, Pasco, and the SR 50 and US 98 corridors. Project has potential to accommodate higher truck volumes.

Resurfacing Projects Highlighted to Support Established Statewide Performance Targets for Pavement and Bridge Measures

- SR 54 from US 19 to Virginia City Dr. to Old Mill Pond Road - CST 2025
- SR 54 from Mitchell Ranch Rd. to Marathon Road - CST 2023
- SR 54 from US 41 to Knights Rd. - CST 2023
- US 41 from Hillsborough County Line to Bell Lake Rd. - CST 2023

- SR 54 from US 19 to Virginia City Dr. to Old Mill Pond Rd. - CST 2025
- SR 54 from Mitchell Ranch Rd. to Marathon Rd. - CST 2023

Other Notable Projects Adding Bicycle and Pedestrian Overpass Facilities, Funded by Penny for Pasco Resources

- **Bicycle and Pedestrian Overpass at SR 54, Penny for Pasco Funding.** Construction to start in 2022. Overpass will provide a safe active transportation crossing for the Florida's Coast to Coast Trail and connectivity to the Ridge Road Extension at the Suncoast Turnpike. The Ridge Road extension opened in 2021 and has several overlook structures and a dedicated bicycle and pedestrian multi-use path that connects the Suncoast Trail to the western side of Pasco County.
- **Bicycle and Pedestrian Overpass at SR 52, Penny for Pasco Funding.** Construction is expected to start on this project in 2022. The overpass will provide a safe active transportation crossing for the Florida's Coast to Coast Trail and connectivity to Hernando and Citrus counties via the Suncoast Trail.

SYSTEM PERFORMANCE, FREIGHT, & CONGESTION MITIGATION PROGRAM MEASURES (PM3)

On May 18, 2018, FDOT established statewide performance targets for system performance measures. On November 8, 2018, the Pasco MPO agreed to support FDOT's statewide system performance targets, thus agreeing to plan and program projects in the TIP that, once implemented, are anticipated to make progress toward achieving the statewide targets. **Table 3.1** presents the statewide and MPO targets.

Table 3.1: Statewide System Performance and Freight Targets

Performance Measures	Florida Statewide Baseline Performance (2017)	Pasco MPO Baseline Performance (2017)	4-year Statewide Target (Jan. 1, 2018 to Dec. 31, 2021)
Percent of Person-Miles on the Interstate System that are Reliable (Interstate LOTTR)	82%	100%	70%
Percent of Person-Miles on the Non-Interstate NHS that are Reliable (Non-Interstate NHS LOTTR)	84%	88%	50%
Truck Travel Time Reliability (TTTR)	1.43	1.15	2.00

Source: FDOT

For comparative purposes, baseline (2017) statewide conditions in comparison to Pasco County conditions are as follows:

- 82.2 percent of person-miles traveled on the Interstate are reliable statewide; and in Pasco County 100 percent of person-miles traveled on the Interstate are reliable.
- 84.0 percent of person-miles traveled on the non-Interstate are reliable statewide, and in Pasco County 88 percent of person-miles traveled on the non-Interstate are reliable.
- The statewide truck travel time reliability index is 1.43; and in Pasco County the truck travel time reliability index is 1.15.

In establishing these targets, FDOT reviewed external and internal factors that may affect reliability; analyzed travel time data from the National Performance Management Research Dataset (NPMRDS) for the years 2014 to 2017; and developed a sensitivity analysis indicating the level of risk for road segments to become unreliable.

The federal travel time reliability measures follow a new methodology that differ from prior Florida efforts. In addition, beginning in 2017, the NPMRDS expanded its coverage of travel segments, and a new vendor began to supply the dataset, creating a difference in reliability performance results on non-Interstate NHS segments between pre-2017 trends and later trends. These factors create challenges for establishing a confident trend line to inform target setting for the next two to four years.

In consideration of these differences, as well as other unknowns and unfamiliarity associated with the new required processes, FDOT took a conservative approach when establishing its initial statewide system performance and freight targets.

FDOT collects and reports reliability data to FHWA each year to track performance and progress toward the reliability targets. The percentage of person-miles that are reliable improved since 2017 on both the Interstate

and non-Interstate NHS. The truck travel time reliability index improved slightly from the 2017 baseline to 2018 but declined slightly in 2019. The data all indicate performance that exceeded the applicable 2-year targets. In early 2021, FHWA determined that FDOT made significant progress toward the 2-year targets.

System performance and freight are addressed through several statewide initiatives:

- Florida's Strategic Intermodal System (SIS) is composed of transportation facilities of statewide and interregional significance. The SIS is a primary focus of FDOT's capacity investments and is Florida's primary network for ensuring a strong link between transportation and economic competitiveness. These facilities, which span all modes and includes highways, are the workhorses of Florida's transportation system and account for a dominant share of the people and freight movement to, from and within Florida. The SIS includes 92 percent of NHS lane miles in the state. Thus, FDOT's focus on improving performance of the SIS goes hand-in-hand with improving the NHS, which is the focus of the FHWA's TPM program. The SIS Policy Plan will be updated in 2021 consistent with the updated FTP. The SIS Policy Plan defines the policy framework for designating which facilities are part of the SIS, as well as how SIS investments needs are identified and prioritized. The development of the SIS Five-Year Plan by FDOT considers scores on a range of measures including mobility, safety, preservation, and economic competitiveness as part of FDOT's Strategic Investment Tool (SIT).
- In addition, FDOT's Freight Mobility and Trade Plan (FMTP) defines policies and investments that will enhance Florida's economic development efforts into the future. The FMTP identifies truck bottlenecks and other freight investment needs and defines the process for setting priorities among these needs to receive funding from the National Highway Freight Program (NHFP). Project evaluation criteria tie back to the FMTP objectives to ensure high priority projects support the statewide freight vision. In February 2018, FHWA approved the FMTP as FDOT's State Freight Plan.
- FDOT also developed and refined a methodology to identify freight bottlenecks on Florida's SIS on an annual basis using vehicle probe data and travel time reliability measures. Identification of bottlenecks and estimation of their delay impact aids FDOT in focusing on relief efforts and ranking them by priority. In turn, this information is incorporated into FDOT's SIT to help identify the most important SIS capacity projects to relieve congestion.

The projects included in the TIP are consistent with FDOT's Five Year Work Program and FDOT's approach to prioritize funding to address performance goals and targets. Per federal planning requirements, the state selects projects on the NHS in cooperation with the MPO from the approved TIP. Given the significant resources devoted in the TIP to programs that address system performance and freight, the MPO anticipates that, once implemented, the TIP will contribute to progress towards achieving the statewide reliability performance targets.

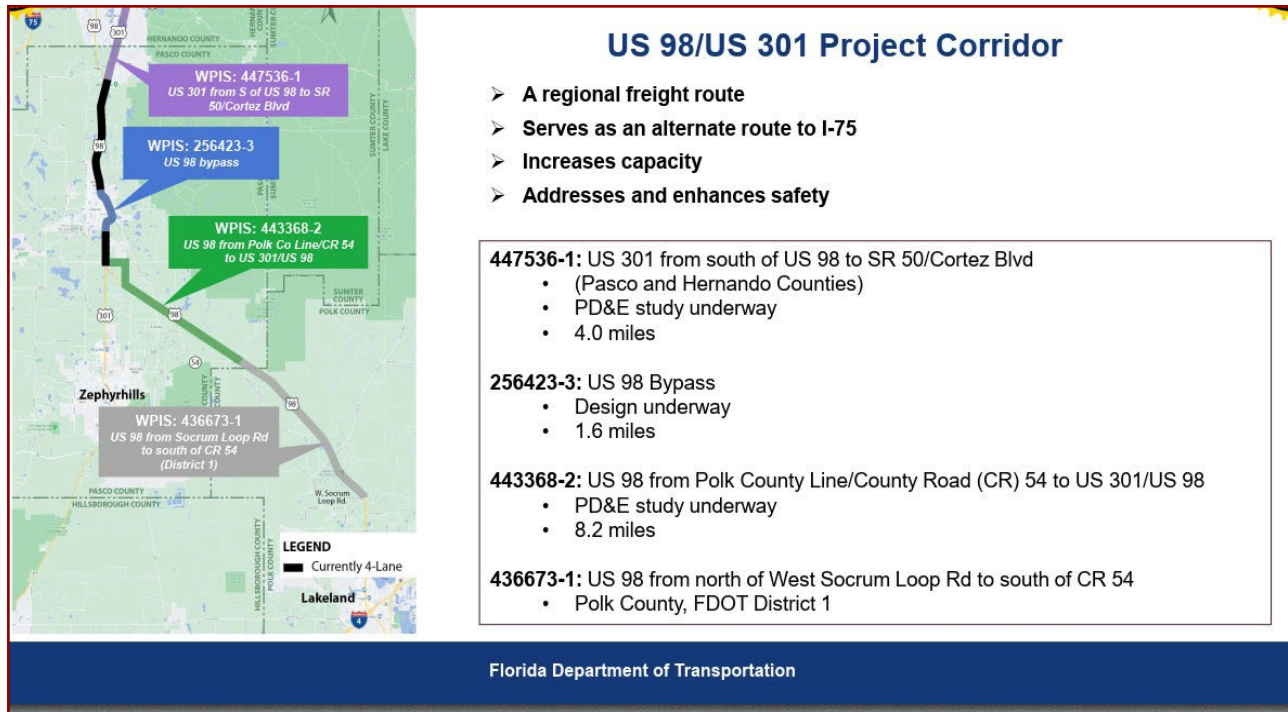
Notable Freight and Congestion Management Projects in Pasco County

A 2045 LRTP amendment was approved by the MPO Board in February 2021 adding US 301 corridor project segments to improve safety and connectivity for Hernando, Pasco, and Polk counties. The projects total \$6 million and was included with the Pasco MPO's Draft TIP provided to the MPO Board in June 2021.

The FDOT and Pasco County coordinated on the safety needs related to US 98/US 301 Project Corridor (segments vary from PD&E studies, PD&E reevaluation, and design on sections within existing ROW).

US98/US 301 Project Corridor Improvements Connecting Polk, Pasco, and Hernando Counties

This corridor is a regional freight route and serves as an alternate route to I-75. FDOT has segmented the projects in the TIP to address this regional need. Segment design considers roundabouts to improve safety and congestion management for truck and vehicular traffic.



Capacity and Congestion Management Highlights

- The Florida Turnpike Enterprise has a project in the Pasco MPO TIP addressing congestion management and safety improvements adding operational ramp improvements at SR 54 and SR 589 (Suncoast Interchange) with a budget of \$6.8 million. (Item Number: 444486)
- SR 52 from East of US 41 to Ehren Cutoff - CST 2026
- ROW from Ehren Cutoff to Bellamy Brothers Blvd. (Construction Not Funded)
- SR 52/Meridian Ave. at N 21st St./CR41 from Church Ave. to CR 578/Suwanee Way(Dade City) – Roundabout - CST 2026
- SR 52 at College Ave./Pompanac St. (St. Leo) – Roundabout - DSB 2023

Intersection Improvement/Connected Vehicle Technology

- US 19/SR 55 from Pinellas County Line to Hernando County Line - CST 2023

TRANSIT ASSET MANAGEMENT MEASURES

On July 26, 2016, FTA published the final Transit Asset Management (TAM) rule. This rule applies to all recipients and subrecipients of Federal transit funding that own, operate, or manage public transportation capital assets. The rule defines the term “state of good repair,” requires that public transportation providers develop and implement TAM plans and establishes state of good repair standards and performance measures for four asset categories: equipment, rolling stock, transit infrastructure, and facilities. The rule became effective on October 1, 2018.

Table 4.1 identifies performance measures outlined in the final rule for transit asset management.

Table 4.1: FTA TAM Performance Measures

Asset Category	Performance Measure
1. Equipment	Percentage of non-revenue, support-service and maintenance vehicles that have met or exceeded their Useful Life Benchmark
2. Rolling Stock	Percentage of revenue vehicles within a particular asset class that have either met or exceeded their Useful Life Benchmark
3. Infrastructure	Percentage of track segments with performance restrictions
4. Facilities	Percentage of facilities within an asset class rated below condition 3 on the TERM scale

For equipment and rolling stock classes, useful life benchmark (ULB) is defined as the expected lifecycle of a capital asset, or the acceptable period of use in service, for a particular transit provider’s operating environment. ULB considers a provider’s unique operating environment such as geography, service frequency, etc.

Public transportation agencies are required to establish and report transit asset management targets annually for the following fiscal year. Each public transit provider or its sponsors must share its targets with each MPO in which the transit provider’s projects and services are programmed in the MPO’s TIP. MPOs are required to establish initial transit asset management targets within 180 days of the date that public transportation providers establish initial targets. However, MPOs are not required to establish transit asset management targets annually each time the transit provider establishes targets. Instead, MPO targets must be established when the MPO updates the LRTP. When establishing transit asset management targets, the MPO can either agree to program projects that will support the transit provider targets or establish its own separate regional transit asset management targets for the MPO planning area. MPO targets may differ from agency targets, especially if there are multiple transit agencies in the MPO planning area.

The TAM rule defines two tiers of public transportation providers based on size parameters. Tier I providers are those that operate rail service or more than 100 vehicles in all fixed route modes, or more than 100 vehicles in one non-fixed route mode. Tier II providers are those that are a subrecipient of FTA 5311 funds, or an American Indian Tribe, or have 100 or less vehicles across all fixed route

modes, or have 100 vehicles or less in one non-fixed route mode. A Tier I provider must establish its own transit asset management targets, as well as report performance and other data to FTA. A Tier II provider has the option to establish its own targets or to participate in a group plan with other Tier II providers whereby targets are established by a plan sponsor, typically a state DOT, for the entire group.

The Pasco MPO planning area is served by one transit service provider. GOPASCO, which is a Tier II transit provider, is defined as an agency that does not operate rail fixed guideway public transportation systems and had either 100 or fewer vehicles in fixed route revenue service during peak regular service or has 100 or fewer vehicles in general demand response service during peak regular service hours.

On November 8, 2018, the Pasco MPO agreed to support GOPASCO's transit asset management targets, thus agreeing to plan and program projects in the TIP that, once implemented, are anticipated to make progress toward achieving the transit provider targets.

GOPASCO established the transit asset targets identified in **Table 4.2** in September 2018. The transit asset management targets are based on the condition of existing transit assets and planned investments in equipment, rolling stock, infrastructure, and facilities. The targets reflect the most recent data available on the number, age, and condition of transit assets, and expectations and capital investment plans for improving these assets. The table summarizes both existing conditions for the most recent year available, and the targets.

Table 4.2: Transit Asset Management Targets for GOPASCO (2019-2023)

Asset Class	2018 Performance	2019 Target	2020 Target	2021 Target	2022 Target	2023 Target
Revenue Vehicles						
Buses - Percent of fixed route buses that have met or exceeded their ULB	10%	18%	0%	0%	10%	20%
Cutaways - Percent of paratransit buses that have met or exceeded their ULB	40%	0%	0%	0%	0%	30%
Equipment						
Non-Revenue Vehicles - Percent of non-revenue vehicles that have not exceeded their ULB	86%	7%	7%	0%	0%	86%
Facilities						
Administrative/Maintenance - Percent of facilities with a condition rating below 3.0 on the FTA Transit Economic Requirements Model (TERM) Scale	N/A	N/A	N/A	0%	0%	0%

Asset Class	ULB (Years)
Buses	12
Cutaways	7
Non-Revenue Vehicles	5

Notable projects for GOPASCO to maintain and exceed transit asset management (TAM) projects in 2020/2021 include:

- In 2021, GOPASCO purchased and rolled out a new paratransit software system called Ecolane, a demand-response system for paratransit that provides more service to the Pasco community, requires minimal staff support, and provides a higher on-time performance due to improved technology integration. The Ecolane software includes up-to-date customer service applications that include a smartphone app and website access.
- GOPASCO added eight (8) new fixed route vehicles to the GOPASCO fleet in July 2020.
- GOPASCO added thirteen (13) new paratransit vehicles to the fleet in 2021.

The TAM Plan dated September 2018 assists with improving GOPASCO's assets management practices and serves as the foundation to build upon, and continually improve, the agency's asset management systems and programs. The TAM Plan was completed by the October 1, 2018 deadline, and must be updated at least once every four years.

Transit Asset Management in the TIP

The Pasco MPO TIP was developed and is managed in cooperation with GOPASCO. It reflects the investment priorities established in the Mobility Pasco 2045 LRTP adopted December 2019.

GOPASCO developed and adopted a 10-year Transit Development Plan (TDP) for FY 2019-2028 and was adopted September 17, 2018. Priorities from this TDP include funding for bus stop technology infrastructure and ADA improvements, which are not included in the TAM plan inventory. GOPASCO coordinates with the Pasco MPO and the FDOT District 7 based on information from the TAM Plan and the ten-year TDP to reflect needs and projects to be included in the TIP.

An example of a completed project, which opened in 2021, is the new East Pasco facility on McKendree Road. The 18-acre site serves as a maintenance and storage facility for GOPASCO's East County operations. Renderings of the East Pasco bus facility are shown below.



FTA funding, as programmed by the region's transit providers and FDOT, is used for programs and products to improve the condition of the region's transit assets. The focus of GOPASCO in relation to the Pasco MPO's TIP investments address transit state of good repair as documented in the GOPASCO Ten-Year Transit Development Plan, adopted December 2019.

Transit asset condition and state of good repair is a consideration in the methodology that the Pasco MPO, in coordination with GOPASCO, uses to select projects for inclusion in the TIP. The TIP includes specific investment priorities that support all of the MPO's goals, including transit state of good repair, using a prioritization and project selection process established in the LRTP. This process evaluates projects that, once implemented, are anticipated to improve transit state of good repair in the MPO's planning area.

The Pasco MPO TIP has been evaluated and the anticipated effect of the overall program is that, once implemented, progress will be made towards achieving the transit asset performance targets. The Pasco MPO will continue to coordinate with GOPASCO to maintain the region's transit assets in a state of good repair.

TRANSIT SAFETY PERFORMANCE

The Federal Transit Administration (FTA) established transit safety performance management requirements in the Public Transportation Agency Safety Plan (PTASP) final rule, which was published on July 19, 2018. This rule requires providers of public transportation systems that receive federal financial assistance under 49 U.S.C. Chapter 53 to develop and implement a PTASP based on a Safety Management Systems approach.

The rule applies to all operators of public transportation that are a recipient or sub-recipient of FTA Urbanized Area Formula Grant Program funds under 49 U.S.C. Section 5307, or that operate a rail transit system that is subject to FTA's State Safety Oversight Program. The rule does not apply to certain modes of transit service that are subject to the safety jurisdiction of another Federal agency, including passenger ferry operations that are regulated by the United States Coast Guard, and commuter rail operations that are regulated by the Federal Railroad Administration.

The PTASP must include performance targets for the performance measures established by FTA in the National Public Transportation Safety Plan, which was published on January 28, 2017. The transit safety performance measures are:

- Total number of reportable fatalities and rate per total vehicle revenue miles by mode.
- Total number of reportable injuries and rate per total vehicle revenue miles by mode.
- Total number of reportable safety events and rate per total vehicle revenue miles by mode.
- System reliability – mean distance between major mechanical failures by mode.

In Florida, each Section 5307 or 5311 transit provider must develop a System Safety Program Plan (SSPP) under Chapter 14-90, Florida Administrative Code. FDOT technical guidance recommends that Florida's transit agencies revise their existing SSPPs to be compliant with the new FTA PTASP requirements.

Each provider of public transportation that is subject to the federal rule must certify that its SSPP meets the requirements for a PTASP, including transit safety targets for the federally required measures. Providers initially were required to certify a PTASP and targets by July 20, 2020. However, on April 22, 2020, FTA extended the deadline to December 31, 2020 to provide regulatory flexibility due to the extraordinary operational challenges presented by the COVID-19 public health emergency. On December 11, 2020, FTA extended the PTASP deadline for a second time to July 20, 2021. Once the public transportation provider establishes targets, it must make the targets available to MPOs to aid in the planning process. MPOs have 180 days after receipt of the PTASP targets to establish transit safety targets for the MPO planning area. In addition, the Pasco MPO must reflect those targets in any Long-Range Transportation Plan (LRTP) and TIP documents updated on or after July 20, 2021.

GOPASCO operates in the Pasco MPO planning area and the agency is responsible for developing a PTASP and establishing transit safety performance targets annually.

GOPASCO established the transit safety targets identified in Table 5.1 and presented to the MPO Board for support on December 8, 2020:

Table 5.1: Transit Safety Performance Targets for GOPASCO

Public Transportation Safety Performance Targets (December 2020)							
Mode of Transit Service	Fatalities (Total)	Fatalities (100k) VRM	Injuries (Total)	Injuries (100k) VRM	Safety Events (Total)	Safety Events (100k) VRM	System Reliability (Failures) VRM
Fixed Route (MB)	0	0%	0	0%	11	0.79	8750
Demand Response (DR)	0	0%	0	0%	3	0.74	9400

On February 11, 2021, the Pasco MPO agreed to support GOPASCO's transit safety targets, thus agreeing to plan and program projects in the TIP that, once implemented, are anticipated to make progress toward achieving the targets.

The Pasco MPO TIP was developed and is managed in cooperation with GOPASCO. It reflects the investment priorities established in the Mobility Pasco 2045 LRTP adopted December 2019, the GOPASCO Ten-Year Transit Development Plan adopted in 2018 and coordination with FDOT to program continued improvements for service development and access to modes.

GOPASCO TIP Funding

- FTA Section 5307 Funding in the Pasco MPO TIP includes five-year funding of \$1,715,400 for GOPASCO for Capital Assistance: Item Number 402397 1
- FTA Section 5307 Funding in the Pasco MPO TIP includes five-year funding of \$2,700,000 for GOPASCO for Operating Assistance: Item Number 402397 1
- Transit Block Grant Program in Pasco MPO TIP includes five-year funding of \$ 7,144,482 for Operating Assistance: Item Number 402413 1
- FDOT Corridor Operating Funding in the Pasco MPO TIP includes a 5-year budget of \$996,310 for GOPASCO to provide inter-county service between Pasco and Pinellas Counties: Item Number 408319
- FTA Section 5311 funding in the Pasco MPO TIP includes a 5-year budget of \$334,633 for GOPASCO capital improvements: Item Number 422314
- FTA Section 5311 funding in the Pasco MPO TIP includes a 5-year budget of \$ 3,095,303 for GOPASCO operating expenses: Item Number 422314
- FDOT Transit Corridor Program Funding SR 54 (54X Express Service) in the Pasco MPO TIP includes a 5-year budget of \$1,202,251 for operating expenses: Item Number 429940
- FDOT Transit Corridor Program Funding SR 54 (54X Express Service) in the Pasco MPO TIP includes a 5-year budget of \$1,202,251 for capital improvements: Item Number 429940

GOPASCO Notable Safety Performance Projects Implemented During Calendar Year 2021

FTA funding, as programmed by the region's transit providers and FDOT, is used for programs and products to improve the safety of the region's transit systems. A new federal requirement mandates transit agencies that receive certain FTA funds to develop a Public Transportation Agency Safety Plan (PTASP). The GOPASCO PTASP was approved by the Pasco County BOCC in early 2021.

GOPASCO made investments in its employees and transport vehicles to protect the health and safety of its drivers and riders through training and implementation of several safety projects. These initiatives increase the safety and accessibility of transit vehicles, improve service reliability, increase transparency, and improve the safety of transit users.

GOPASCO initiated a Safe Service Incentive Plan (SSIP) in the third quarter of 2021 to reward and encourage safe transit driver behaviors. The Plan pays quarterly bonuses of \$125, up to \$500 annually, to hourly line employees and first-level supervisors who have no at-fault traffic accidents, no unsafe bus incidents, no workers' compensation claims, no unplanned paid time off (PTO), and no written disciplinary action during the quarter.

GOPASCO uses several initiatives to protect the health of its employees and riders. Seven temporary cleaning workers were hired as permanent employees of the County in September 2021. These workers clean and sanitize every transit vehicle every night. All buses are equipped with blood-borne pathogen kits, first aid kits, and newly refurbished Automated External Defibrillators (AEDs). GOPASCO also provided complimentary masks to all employees and riders to protect against COVID-19 during the pandemic.

Bus drivers received substantial training to protect the safety of riders and drivers. Paratransit drivers received updated training on operation of wheelchair lifts and wheelchair securement. All drivers received Transportation Safety Administration (TSA) "First Observer Plus" safety training, which teaches drivers to stay alert to suspicious packages and activity. Drivers also received training on safely evacuating bus passengers in the event of a safety hazard requiring evacuation. To complement evacuation training, GOPASCO created a procedure for utilizing the panic button on the bus when the driver feels there is imminent danger to the driver or bus passengers.

Substantial safety improvements have also been made to transit vehicles. Driver barriers have been installed on all fixed route and paratransit buses to limit access to the driver, which prevents attacks on the driver and acts as a barrier to airborne illnesses. Paratransit buses were equipped with wheelchair lifts to accommodate riders who cannot use the bus stairs. Each paratransit vehicle is equipped with a bariatric wheelchair, which riders can utilize to ride the lift.

GOPASCO has also increased transparency by creating a web-based incident reporting tool. The tool is a database of incidents, rider complaints and other comments which are documented, investigated, and reviewed by the Safety Training Officer. If a GOPASCO employee is found to be at fault, a corrective action plan is written and executed, which could result in employee training, process changes, or infrastructure repair or replacement. An employee safety concern drop-box has been installed at the East and West GOPASCO facilities to facilitate anonymous reporting of employee safety issues and concerns.

Transit safety is a consideration in the methodology that GOPASCO and the Pasco MPO use to select projects for inclusion in the TIP. The TIP includes specific investment priorities that support all of GOPASCO's and the MPO's goals, including transit safety, using a prioritization and project selection process established in the LRTP. This process evaluates projects that, once implemented, are anticipated to improve transit safety in the MPO's planning area.

The Pasco MPO TIP has been evaluated and the anticipated effect of the overall program is that, once implemented, progress will be made towards achieving the transit safety performance targets. The Pasco MPO will continue to coordinate with the GOPASCO to maintain and improve the safety of the region's transit system and maintain transit assets in a state of good repair.