

Population Change Analysis

Prince George County

Board of Supervisors Work Session

October 8, 2019



WELDON COOPER CENTER
for PUBLIC SERVICE

DEMOGRAPHICS RESEARCH GROUP

[HOME](#) [POPULATION DATA](#) [MAPS](#) [REPORTS](#) [WEB SERIES](#) [SUBSCRIBE](#) [CONTACT US](#) [CENSUS 2020](#)



Bringing Population Data To Life

Population Growth Since 2010:
Prince George County

37,212

Total Population
Prince George County
July 2018

+1,487 = +4.2%

Population Growth 2010 to 2018

Population Growth Since 2010: Local Comparisons

Geography (Local Growth Rank)	% Change 2010-2018
Surry County (9)	-6.7%
Sussex County (8)	-5.1%
Charles City County (7)	-3.3%
Petersburg city (6)	-2.1%
Hopewell city (5)	0.8%
Colonial Heights city (4)	0.9%
Dinwiddie County (3)	1.8%
Prince George County (2)	4.2%
Chesterfield County (1)	9.5%
"Prince George Area"	6.4%
Virginia	6.5%

"Prince George Area" = Prince George County + Contiguous Localities

Population Growth Since 2010: Local Comparisons



Understanding Projections:

Projections contain varying degrees of uncertainty, based on:

The span of years projected

Projections for the year 2030 are much more uncertain than projections for 2020.


The size of the geography

Projections for localities are more uncertain than projections at the state level.

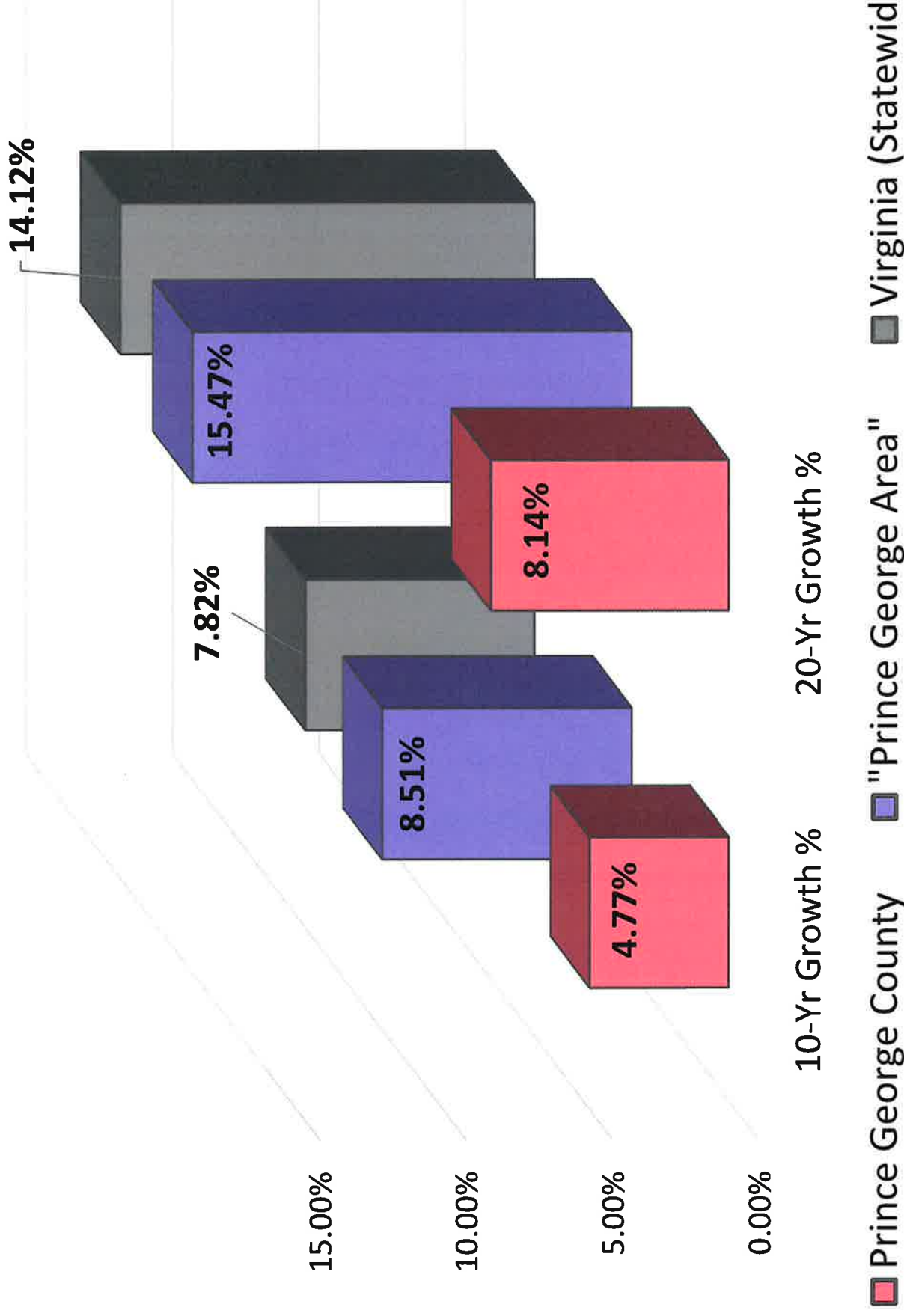
Unanticipated factors

i.e. cultural, economic, natural/environmental, political events

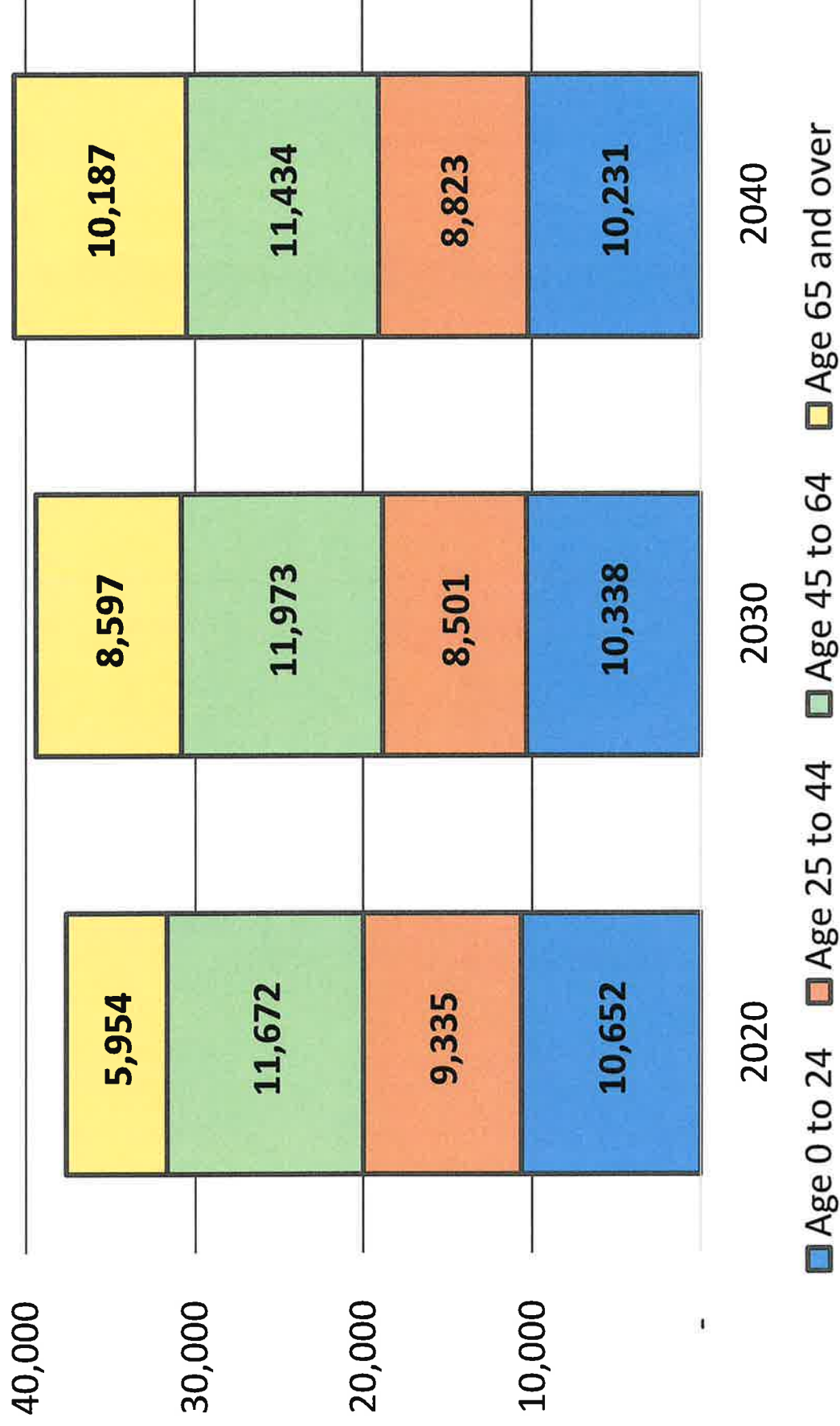
Population Projections: Prince George County – Total Population



Population Projections: Prince George County Projected Growth Rate Compared to Area / State

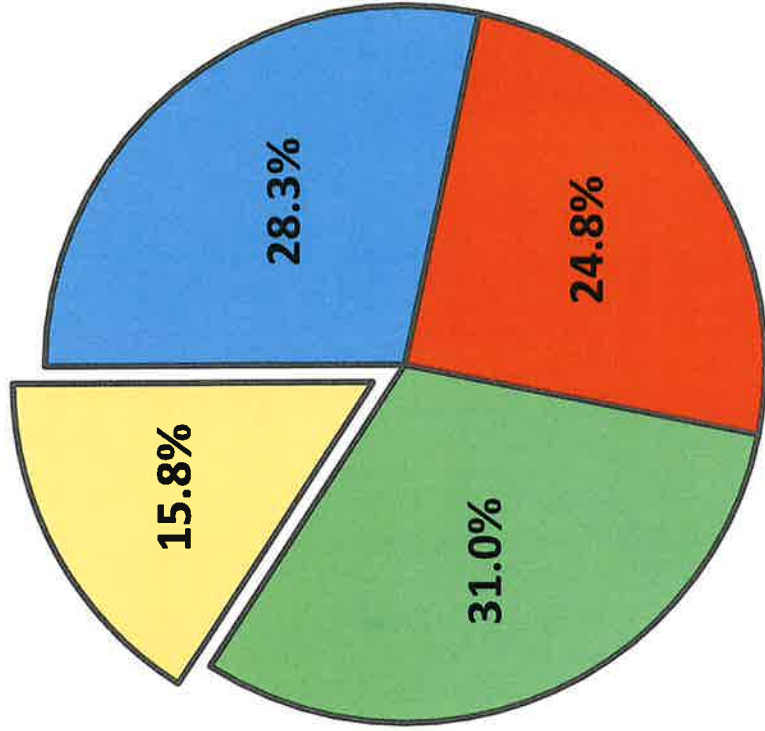


Population Projections: Number of Prince George Residents in Age Groups

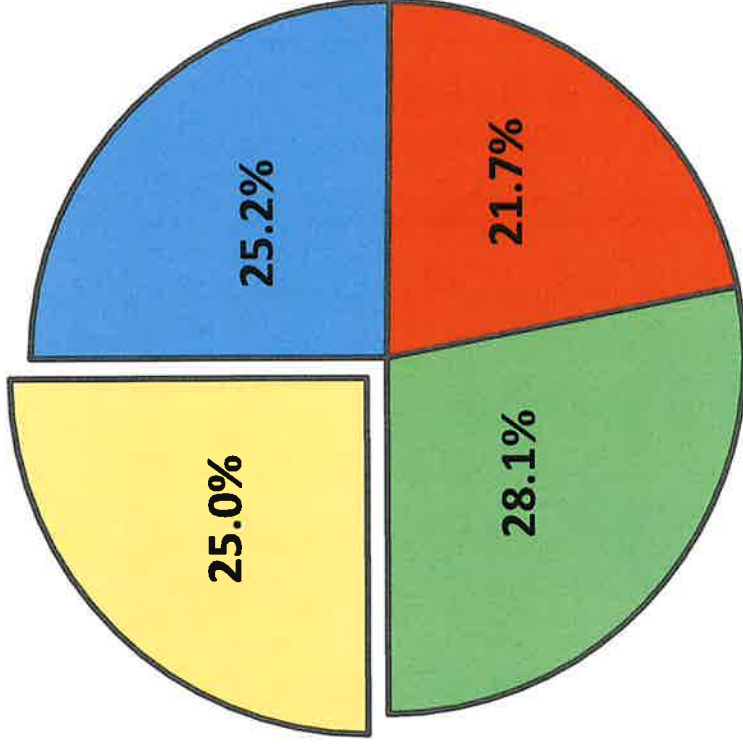


Population Projections: Percent of Prince George Residents in Age Groups

2020



2040



■ Age 0 to 24

■ Age 25 to 44

■ Age 45 to 64

■ Age 65 and over

Population Projections: Key Findings

Prince George County is Growing:

- Estimated 4.2% Population Growth since 2010
- 2nd fastest population growth among contiguous localities
- Projected 39,408 residents by 2030 (+4.77%)
- Projected 40,674 residents by 2040 (+8.14%)
- Projected growth rate slower than “Prince George Area” and State

Prince George County is Aging:

- Highest growth age group: Age 65 and over
- This age group will increase from 16% of the population to 25%
- Other age groups projected to reduce in proportion as population grows



Population Change Analysis Prince George County

Board of Supervisors Work Session

October 8, 2019



WELDON COOPER CENTER
for PUBLIC SERVICE

DEMOGRAPHICS RESEARCH GROUP

[HOME](#) [POPULATION DATA](#) [MAPS](#) [REPORTS](#) [WEB SERIES](#) [SUBSCRIBE](#) [CONTACT US](#) [CE](#)



Population Growth Since 2010:
Prince George County

37,212

Total Population
Prince George County
July 2018

+1,487 = +4.2%

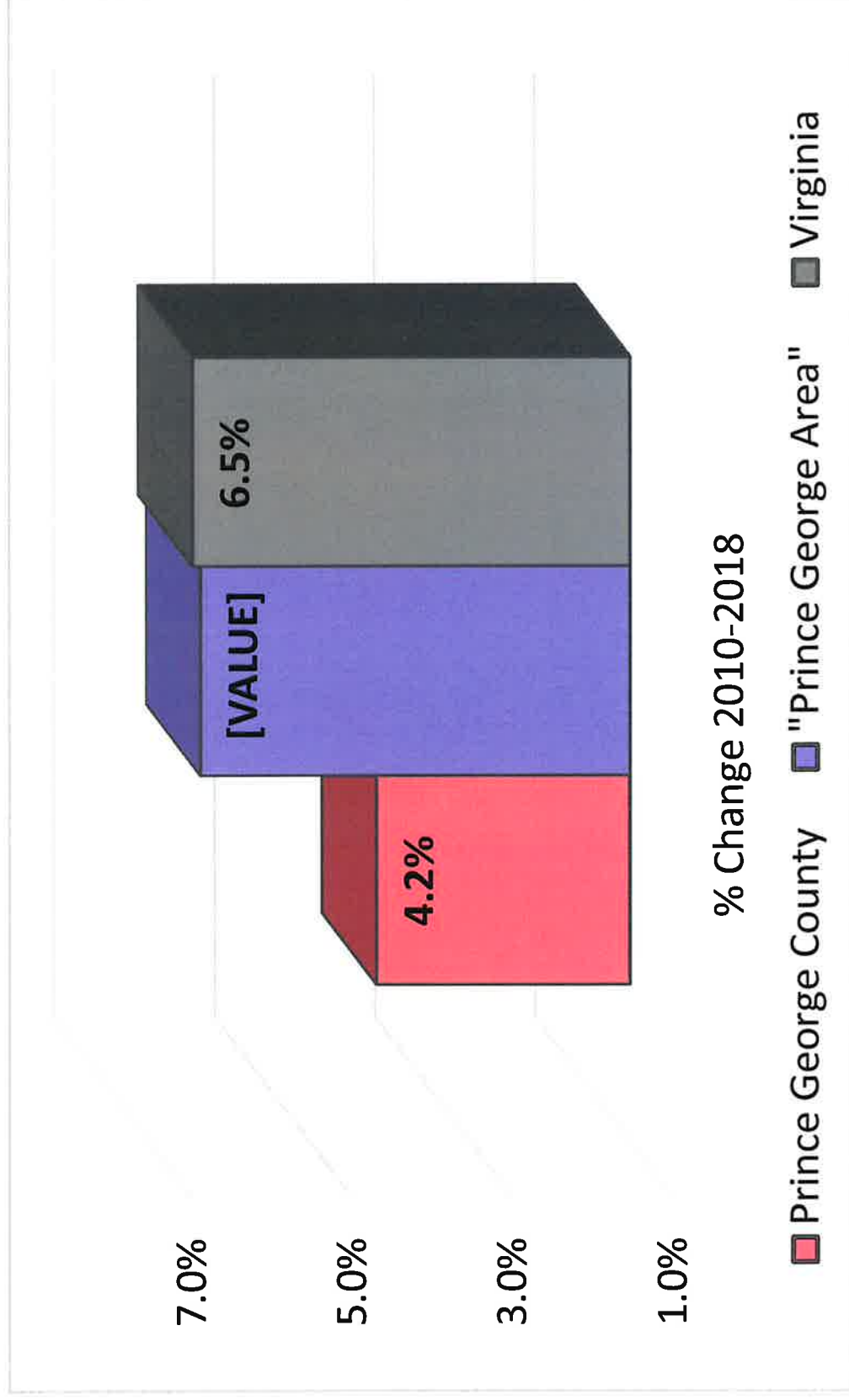
Population Growth 2010 to 2018

Population Growth Since 2010: Local Comparisons

Geography (Local Growth Rank)	% Change 2010-2018
Surry County (9)	-6.7%
Sussex County (8)	-5.1%
Charles City County (7)	-3.3%
Petersburg city (6)	-2.1%
Hopewell city (5)	0.8%
Colonial Heights city (4)	0.9%
Dinwiddie County (3)	1.8%
Prince George County (2)	4.2%
Chesterfield County (1)	9.5%
"Prince George Area"	6.4%
Virginia	6.5%

"Prince George Area" = Prince George County + Contiguous Localities

Population Growth Since 2010: Local Comparisons



Understanding Projections:

Projections contain varying degrees of uncertainty, based on:

The span of years projected

- Projections for the year 2030 are much more uncertain than projections for 2020.


The size of the geography

- Projections for localities are more uncertain than projections at the state level.

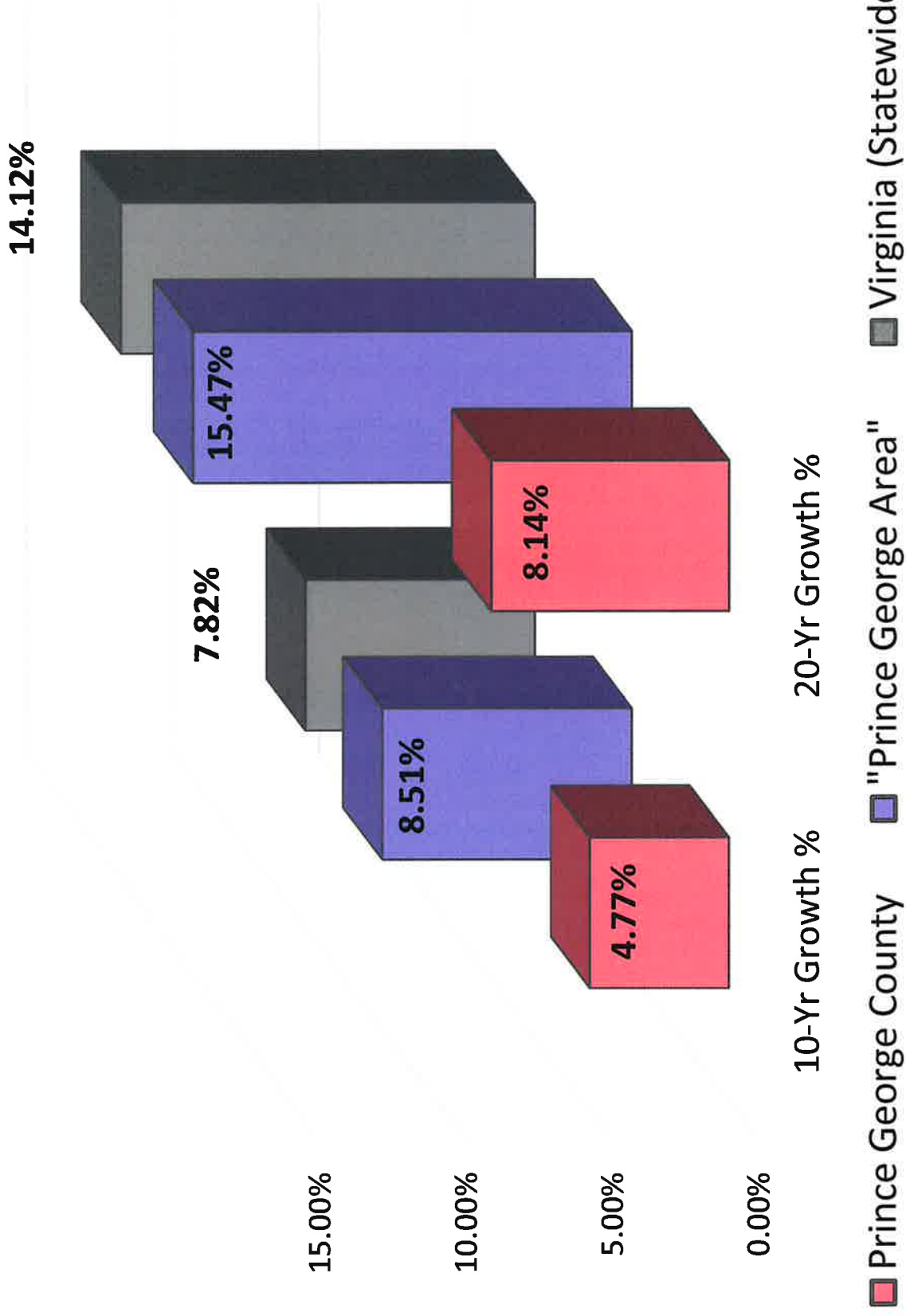
Unanticipated factors

- i.e. cultural, economic, natural/environmental, political events

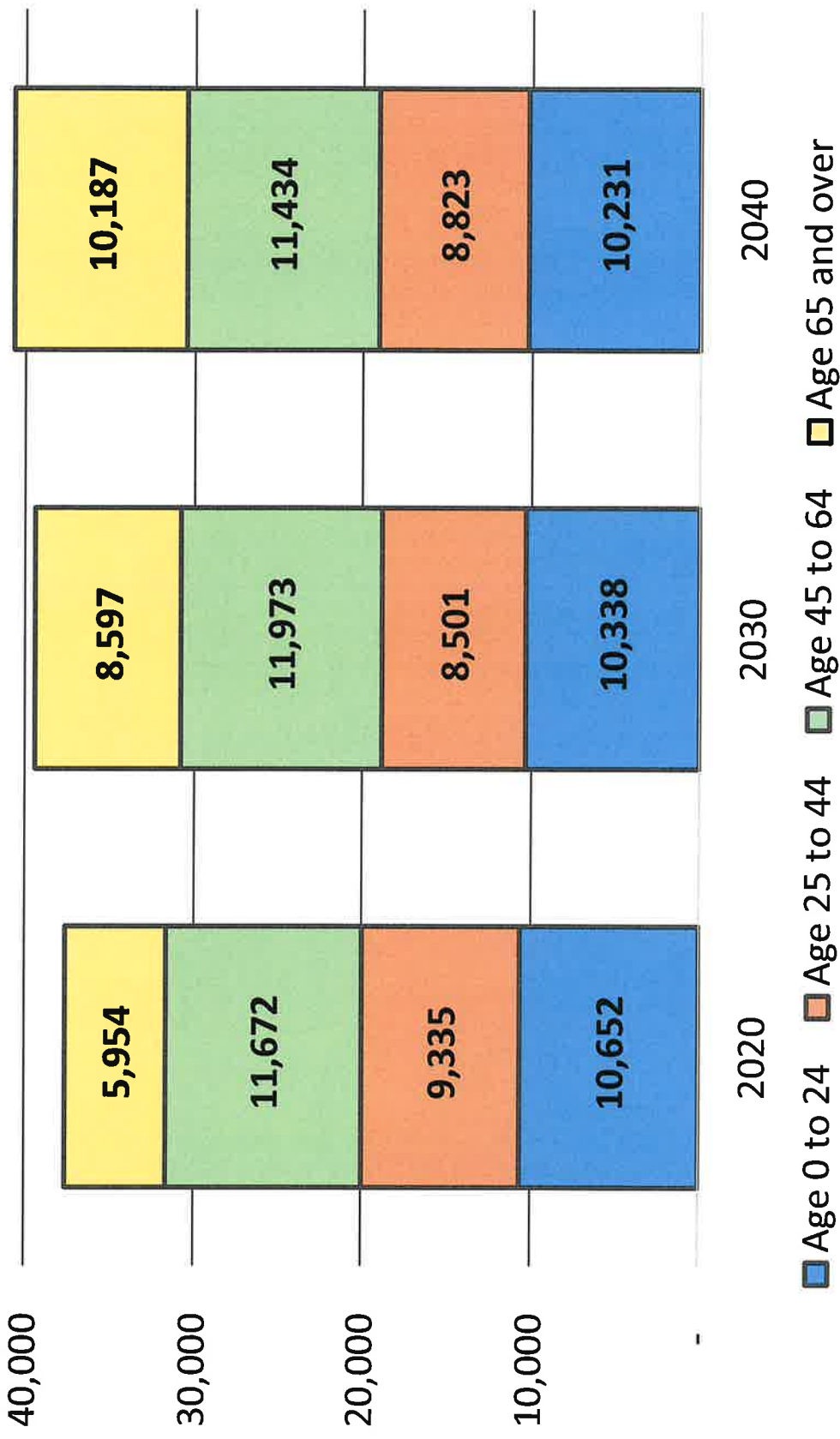
Population Projections: Prince George County – Total Population



Population Projections: Prince George County Projected Growth Rate Compared to Area / State

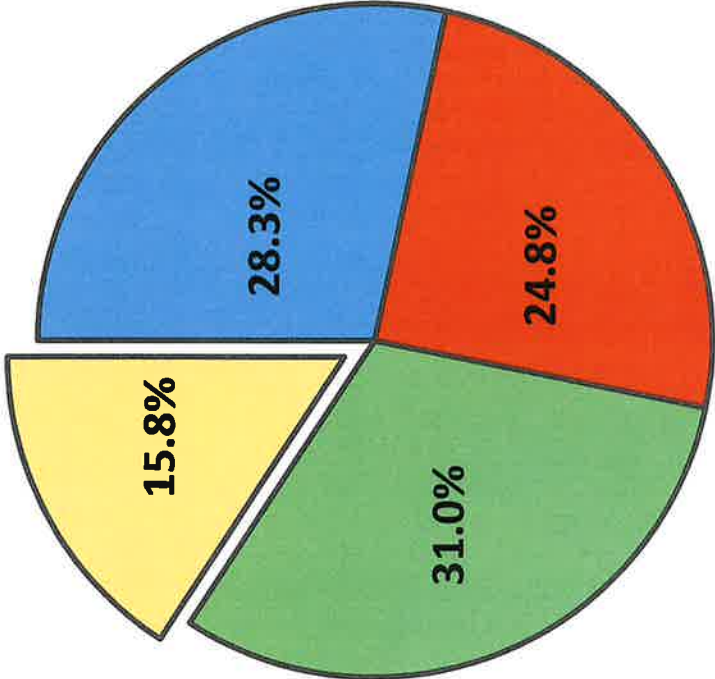


Population Projections: Number of Prince George Residents in Age Groups

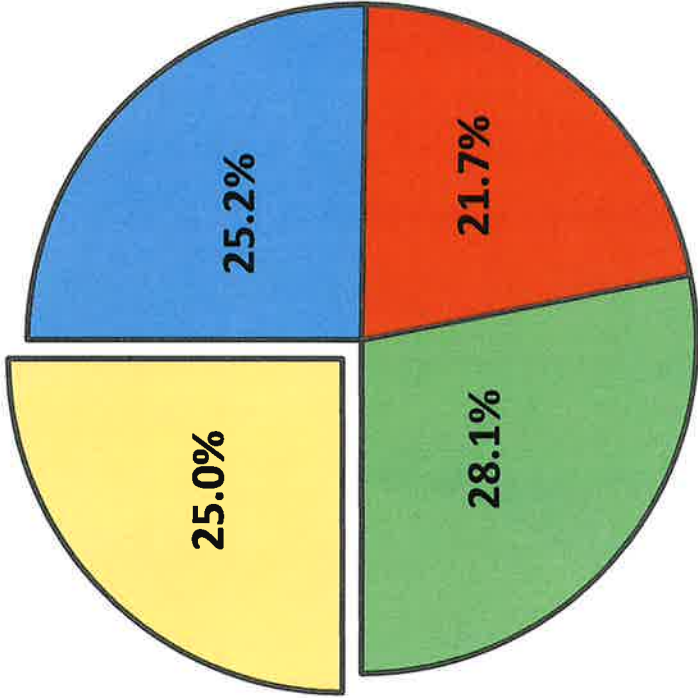


Population Projections: Percent of Prince George Residents in Age Groups

2020



2040



■ Age 0 to 24

■ Age 25 to 44

■ Age 45 to 64

■ Age 65 and over

Population Projections: Key Findings

Prince George County is Growing:

- Estimated 4.2% Population Growth since 2010
- 2nd fastest population growth among contiguous localities
- Projected 39,408 residents by 2030 (+4.77%)
- Projected 40,674 residents by 2040 (+8.14%)
- Projected growth rate slower than “Prince George Area” and State

Prince George County is Aging:

- Highest growth age group: Age 65 and over
- This age group will increase from 16% of the population to 25%
- Other age groups projected to reduce in proportion as population grows