

March 1, 2017



**Office of the President**

Mr. Percy C. Ashcraft  
County Administrator  
County of Prince George  
P.O. Box 68  
Prince George, VA 23875

Dear Mr. Ashcraft:

I know the County of Prince George, like John Tyler Community College, is always looking ahead, planning for the future, even as work in the current year continues. That's why partnerships like ours are so important. Together, we are working to meet the current needs of the people we serve while preparing for what will be needed next.

We know that as more jobs require some education beyond high school, it is important for John Tyler to provide opportunities that help student prepare for the workforce of today and tomorrow. That's why we offer a variety of innovative programs that include hands-on training using cutting-edge simulators, lead to industry certifications, and give graduates the opportunity to seamlessly transfer to more than 35 four-year colleges and universities to complete a bachelor's degree.

Since its founding 50 years ago, John Tyler has relied upon the support of Prince George, and all the cities and counties that comprise the college's service area, to help us fulfill our mission of providing quality educational opportunities that inspire student success and community vitality. We are grateful for all you do to spread the word about Tyler's programs. We also are thankful for the financial support you have provided us in the past. This support helps us keep the fees we charge to students as low as possible.

As part of our commitment to you, we have maintained efficient operations, and therefore, our overall local fund request for FY18 is in line with last year's request. The specific amount we ask from each locality is formula-driven, based on several locality-specific figures such as students served from that area, total population, and local tax receipts. This year, we are asking the County of Prince George for \$4,494.

Enclosed is a copy of the 2017-18 Local Funds Expenditure Budget for the College. Also enclosed is a copy of the jurisdictional allocation methodology showing the requested contributions from each locality served by John Tyler. The college is requesting an aggregate total of \$89,340 from all the political subdivisions it serves. This is the same amount requested in 2016-17.

[www.jtcc.edu](http://www.jtcc.edu)

804-594-1578

800-552-3490

TDD: 804-796-4197

**Midlothian Campus**

800 Charter Colony Parkway

Midlothian, VA 23114-4383

**Chester Campus**

13101 Jefferson Davis Highway

Chester, VA 23831-5316

An equal opportunity  
and affirmative action  
educational institution

Mr. Percy C. Ashcraft  
March 1, 2017  
Page Two

We appreciate the ongoing support Prince George has provided to John Tyler Community College over the years.

Should you have any questions about this request, please let me know. I will be very happy to discuss it with you and answer any questions.

Sincerely,

A handwritten signature in black ink, appearing to read 'E. Raspiller', with a long horizontal flourish extending to the right.

Edward E. Raspiller, Ed.D.  
President

Enclosures (2)

cc: John Tyler College Board Representative  
Susan Grinnan, Interim Vice President of Administration

**John Tyler Community College  
Proposed Local Contribution Expenditure Budget  
2017-2018**

	<b>Approved 2016-2017</b>	<b>Proposed 2017-2018</b>
<b>Community Information</b>	35,000.00	35,000.00
<b>Community Activities</b>	6,000.00	6,000.00
<b>Campus Development</b>	48,340.00	48,340.00
<b>Total Budgeted Expenditures</b>	<b>\$89,340.00</b>	<b>\$89,340.00</b>

JOHN TYLER COMMUNITY COLLEGE JURISDICTIONAL ALLOCATION FISCAL 2017-2018  
(0% Increase)

JURISDICTION	POPULATION TOTAL	PROPERTY TAX	ANNUAL ENROLLMENT	CALCULATED RESULT	% DIST	BUDGET SHARE	FISCAL 2018 ROUNDED	FISCAL 2017 APPROVED	VARIANCE
AMELIA	12,909	\$5,139,329	224	1,288,171.50	1.24	\$1,111.51	\$1,112	\$1,097	\$15
CHARLES CITY	7,331	\$5,828,224	50	1,458,913.75	1.41	\$1,258.83	\$1,259	\$1,228	\$31
CHESTERFIELD	333,450	\$295,486,521	8,397	73,959,191.25	71.43	\$63,816.11	\$63,816	\$63,188	\$628
DINWIDDIE	28,753	\$17,058,694	336	4,272,029.75	4.13	\$3,686.15	\$3,686	\$4,094	-\$408
PRINCE GEORGE	37,131	\$20,794,988	514	5,208,286.75	5.03	\$4,494.00	\$4,494	\$4,626	-\$132
SURRY	6,819	\$6,466,923	68	1,618,469.50	1.56	\$1,396.50	\$1,396	\$1,444	-\$48
SUSSEX	11,887	\$4,699,607	59	1,177,903.00	1.14	\$1,016.36	\$1,016	\$1,066	-\$50
COLONIAL HEIGHTS	17,215	\$18,276,448	302	4,573,566.75	4.42	\$3,946.33	\$3,946	\$4,085	-\$139
HOPEWELL	22,984	\$14,651,106	359	3,668,702.00	3.54	\$3,165.56	\$3,166	\$3,151	\$15
PETERSBURG	32,057	\$25,225,916	373	6,314,679.75	6.10	\$5,448.66	\$5,449	\$5,361	\$88
						\$89,340.01	\$89,340	\$89,340	\$0

Population projections from the Cooper Center for Public Service, UVA, Provisional Estimates, July 2015

Property tax totals from the Virginia Dept. of Taxation FY 2014 Annual Report (Real estate fair market value (taxable) and local levy by locality)

Enrollment totals are 2015-2016 annual unduplicated headcount

Calculated result: ((Population + Property Tax) + (2 X Enrollment))/4

Distribution calculated by dividing calculated result for each locality by the total calculated result for all localities



# Tyler at Work in Prince George County

Edward "Ted" Raspiller  
William "Bill" Fiege  
Fred Taylor  
Holly Walker

March 28, 2017



## By the Numbers

- Prince George residents attending Tyler:
  - 2014-15: 392
  - 2015-16: 514
- Prince George residents enrolled in:
  - Transfer Degrees: 28%
  - Career & Technical: 16%
  - Certificate Program: 10%
  - Pre-major: 46%





## Community College Workforce Alliance (CCWA)

- Focus on workforce credentials
- Custom training, credentialing, consulting and other workforce development services
- New financial aid opportunities
  - Workforce Credentials Grant
- Support and training for Perdue Farms, Fort Lee, Bank of Southside, Standard Motor Products, Rolls-Royce, Innovative Machine, and others





## Career Clusters at Tyler

- Accounting, Business & Paralegal
- Advanced Manufacturing
- Arts, Humanities & Social Sciences
- Computers & Technology
- Criminal Justice & Human Services Social Work
- Education
- Engineering & Engineering Technologies
- Science & Health Sciences
- Skilled Trades







## Dual Enrollment in Prince George

- Overall Enrollment
  - 2014-15: 42
  - 2015-16: 163
- Concurrent Program Precision Machining & Welding
  - Currently: 7
- Dual enrollment classes taught at the high school include Engineering, College Composition, Pre-Calculus, Sociology, and more




## Happening at Tyler

- Working on designating a national advanced manufacturing center of excellence at Tyler
- Added new programs: Certified Nursing Assistant, Cyber Security, Advanced Manufacturing Management, Emergency Medical Services Paramedic, Energy Technology and Computer Science
- Planned expansion and renovation at the Chester Campus



# Nicholas Center – Workforce Center Expansion



[jtcc.edu](http://jtcc.edu)



## 50 & Forward

- 2017 marks JTCC's 50<sup>th</sup> anniversary
- Opened our doors in 1967 and served 1,231 students that year
- Grown to 5<sup>th</sup> largest community college in Virginia
- During our 50 year history, JTCC's served more than 193,000 degree and certificate students





## **50 & Forward**

Celebrating the hallmarks of our college:

- Volunteerism through Deeds Not Words
- Generosity through the creation of an Anniversary Completion Scholarship
- Alumni success
- Creating and preserving memories

**[www.jtcc.edu/50](http://www.jtcc.edu/50)**





Thank you.

We appreciate our ongoing  
partnership with  
Prince George County.



*jtcc.edu*

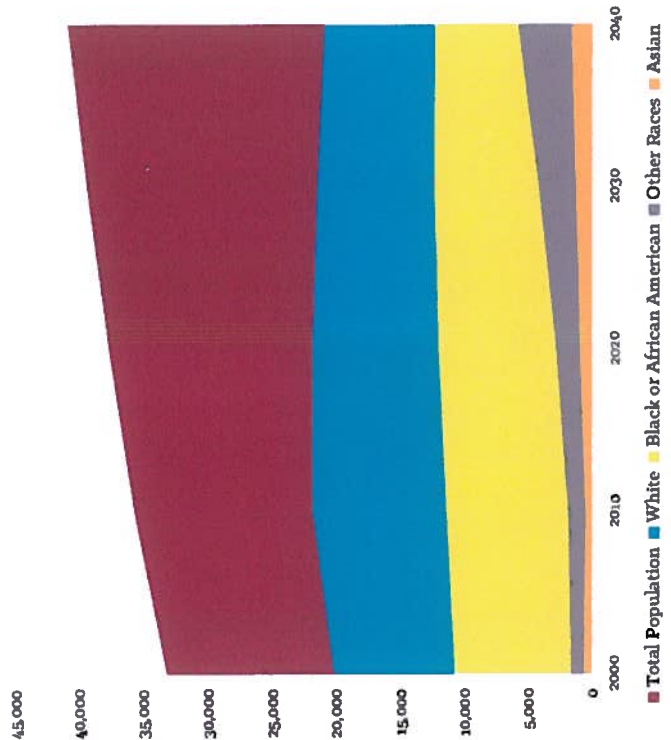




## COUNTY OF PRINCE GEORGE POPULATION PROFILE

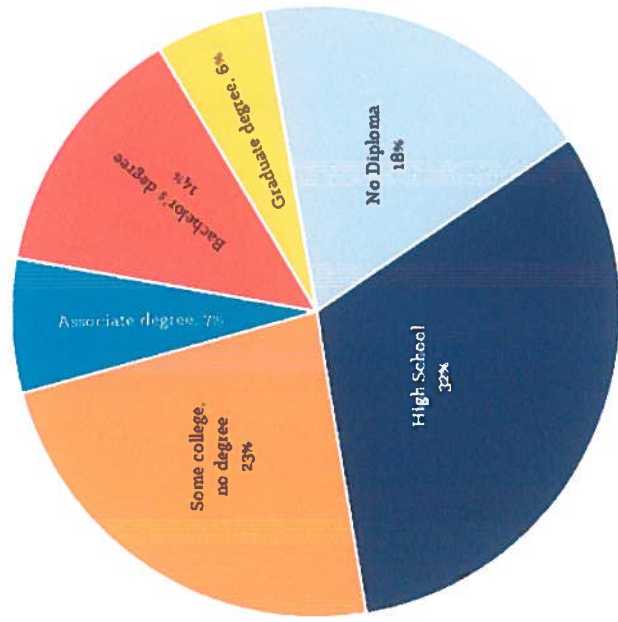
County of Prince George Demographic Profile Projections	2000		2010		2020		2030		2040	
	n	%	n	%	n	%	n	%	n	%
Total Population	33,124	100%	35,725	100%	37,751	100%	39,447	100%	40,899	100%
White	20,135	61%	21,845	61%	21,914	58%	21,561	55%	20,969	51%
Black or African American	10,753	32%	11,429	32%	12,094	32%	12,413	31%	12,358	30%
Asian	573	2%	543	2%	922	2%	1,272	3%	1,669	4%
Other Races	1,663	5%	1,908	5%	2,820	7%	4,201	11%	5,903	14%
Not Hispanic or Latino	31,422	95%	33,667	94%	34,411	91%	34,624	88%	34,377	84%
Hispanic or Latino	1,625	5%	2,058	6%	3,340	9%	4,824	12%	6,521	16%

## COUNTY OF PRINCE GEORGE POPULATION PROJECTION



Sources: Virginia Employment Commission, U.S. Census Bureau, Bureau of Labor Statistics, Virginia Department of Education

## COUNTY OF PRINCE GEORGE EDUCATIONAL ATTAINMENT\*



## High School Diploma Graduates

Year	Prince George
2014 — 2015	408
2013 — 2014	378
2012 — 2013	407
2011 — 2012	414
2010 — 2011	379

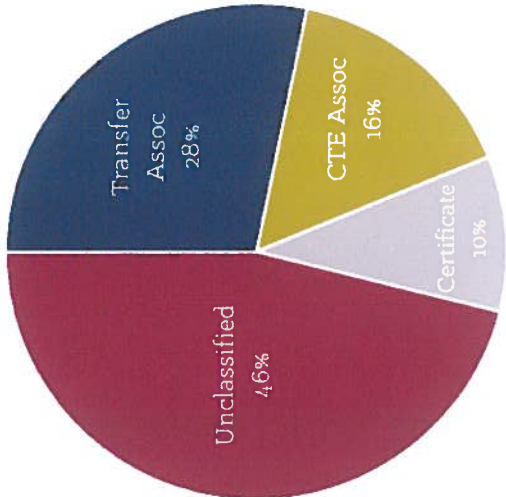
Co. of Prince George Population 25 and Over: 20,272

\*Census 2000




**COUNTY OF PRINCE GEORGE  
PROFILE OF STUDENTS  
AT JOHN TYLER**

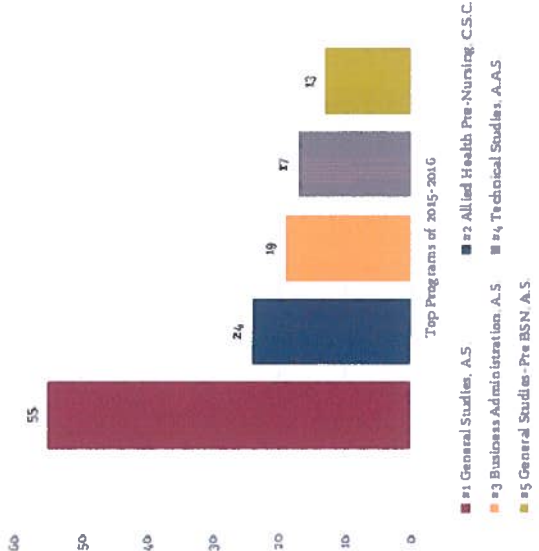
**PRINCE GEORGE ENROLLMENT  
BY PROGRAM TYPE**



**PRINCE GEORGE ENROLLMENT AT  
JOHN TYLER COMMUNITY COLLEGE**



**PRINCE GEORGE STUDENTS MOST  
POPULAR ACADEMIC PROGRAMS**



**Prince George Co. Enrollment by Program Type**

Year	Transfer Assoc.	CTE Assoc.	Certificate	Unclassified
2015-2016	145	80	52	237
2014-2015	141	79	65	115
2013-2014	186	64	54	88
2012-2013	137	69	77	147
2011-2012	136	95	93	186

**Annual Enrollment by Headcount**

Year	Prince George	Overall
2015-2016	514	14,135
2014-2015	392	13,753
2013-2014	392	13,980
2012-2013	430	14,116
2011-2012	510	14,895

**Graduates**

Year	Prince George	Overall
2015-2016	41	1,016
2014-2015	41	975
2013-2014	26	843
2012-2013	37	916
2011-2012	27	827