



YEARLY REPORT 2010

CITY OF BLUE ASH POLICE DEPARTMENT

4343 Cooper Road, Blue Ash, Ohio 45242

Colonel Chris D. Wallace
Chief of Police

Executive Summary

In 2010, 1,298 criminal and non-criminal reports were taken by the Blue Ash Police Department compared to 1,171 in 2009. The three largest categories for these reports were Theft (26.81%), Non-Criminal (17.26%), and Drug Offenses (12.56%). Of all reports, the Department successfully cleared 66%. The FBI Uniform Crime Report for 2009 reveals that in metropolitan counties nationwide, 52.6% of violent crimes were cleared and 18.2% of property crimes were cleared. The Blue Ash Police Department cleared 63% of violent crimes and 31% of property crimes in 2010.

The Department made 1,193 arrests compared to 1,131 in 2009. Of the arrests, 96% were adults.

Notable Events

In January of 2010, a break-in occurred at the police impound lot wherein an impounded vehicle was stolen. A suspect was developed and, after a lengthy investigation involving over 7 search warrants, officers arrest five people and recover over \$110,000 in stolen property including four vehicles. In the process an active Meth lab was uncovered in Cincinnati, and a multi state, theft and burglary ring was broken up.

In April of 2010, a shooting occurred in the parking lot of the Deercross apartments between two individuals, one of whom was a resident there, where a total of 15 shots were fired. The resident, who was shot, refused to cooperate with police.

In June of 2010, the first of two armed robberies occurred at a hotel in Blue Ash. The victims, who were guests of the hotel, were targeted after leaving a casino in Indiana. Three subjects were arrested and charged with multiple robberies, with the help of evidence collected at our crime scenes.

In July of 2010, a large internal theft was reported at the Warnick Company. After a search warrant, two subjects were arrested. Over \$14,000 in stolen property was recovered.

In August of 2010, two individuals were robbed at gunpoint on a street in the Hazelwood subdivision. After a lengthy investigation, four subjects with lengthy criminal histories are arrested for aggravated robbery. The gun, drugs and cash are recovered during the investigation.

In October of 2010, the Blue Ash Police Department began its third year as the administering agency for the Hamilton County OVI Task Force. This task force received its operating grant from the Ohio Traffic Safety Office for FY2011. The monies for the grant come from the federal government U.S. Department of Transportation. In FY2010, which ended 9/30/10, the Hamilton County OVI Task Force made a total of 84 DUI arrests through checkpoints as well as roving patrols. Of the total DUI arrests, 47, or over one-half, were made at checkpoints. 2,134 vehicles were stopped by saturation patrol, and 12,859 vehicles traveled through OVI checkpoint zones. Officers worked a total of 2,593 hours during the FY2010 grant period.

In November of 2010, Officers are called to assist in a shooting at Raymond Walters College. A suspect, who was known to the victim, was arrested. The victim later refused to testify in court.

In December of 2010, detectives investigate an alleged drug dealer who was staying in a Blue Ash hotel. Officers arrest a subject, seize pills worth over \$10,000 and seize \$4000 in cash.

In September of 2010, detectives investigate complaints from neighbors about a drug dealer who recently moved into the Arcadia subdivision. Officers conduct a search warrant and seize drugs, cash and guns. Two subjects were arrested. One admitted that he had been receiving, and re-selling 50lbs of marijuana every two weeks.

The average number of arrests made by police departments in the Midwest Region according to the FBI Uniform Crime Report for 2009 was 4396.6 per 100,000 residents, or 0.043965 for each resident. With the population of Blue Ash being 12,513 in the 2000 U.S. Census Report, this would place the average number of arrests for the Department at 550. Therefore, the Department made over twice the Midwest Region average number of arrests.

The Department handled 17,440 calls for service and details in 2010 compared to 19,183 in 2009, a decrease of 9.1%. The Department was called to assist the Fire Department in 10% of these details. The busiest times of the day for the Department as reflected in details were 11PM-12AM (1,230), 3PM - 4PM (1,034), 5PM - 6PM (1,023), and 12AM - 1AM (965). These time periods account for 24% of the total calls.

The auto accident reports on public roadways decreased from 492 in 2009 to 471 in 2010.

2010 Organization

The Blue Ash Police Department employs 53 full-time, part-time, and volunteer personnel, 37 of which are full-time sworn police officers.

During 2010, the Department consisted of 1 Chief, 2 Captains, 3 Lieutenants, 6 Sergeants, 25 Patrol Officers, 3 Auxiliary Police Officers, 5 Dispatchers, 1 Mayor's Court Coordinator, 2 Mayor's Court Clerks, and 5 staff personnel.

The Department is organized into two bureaus, the Operations Bureau and the Administration Bureau. Sections within these two bureaus include the Detective Section, Patrol Section, and Staff Section. Some of the 33 units included within these sections include the Traffic Safety Unit, Canine Unit, Bike Patrol Unit, Directed Patrol Unit, Criminalistics Unit, Crime Prevention/DARE Unit, Intelligence Unit, Mayor's Court Unit, Dispatch Unit, Homeland Security Unit, and Media Relations Unit.

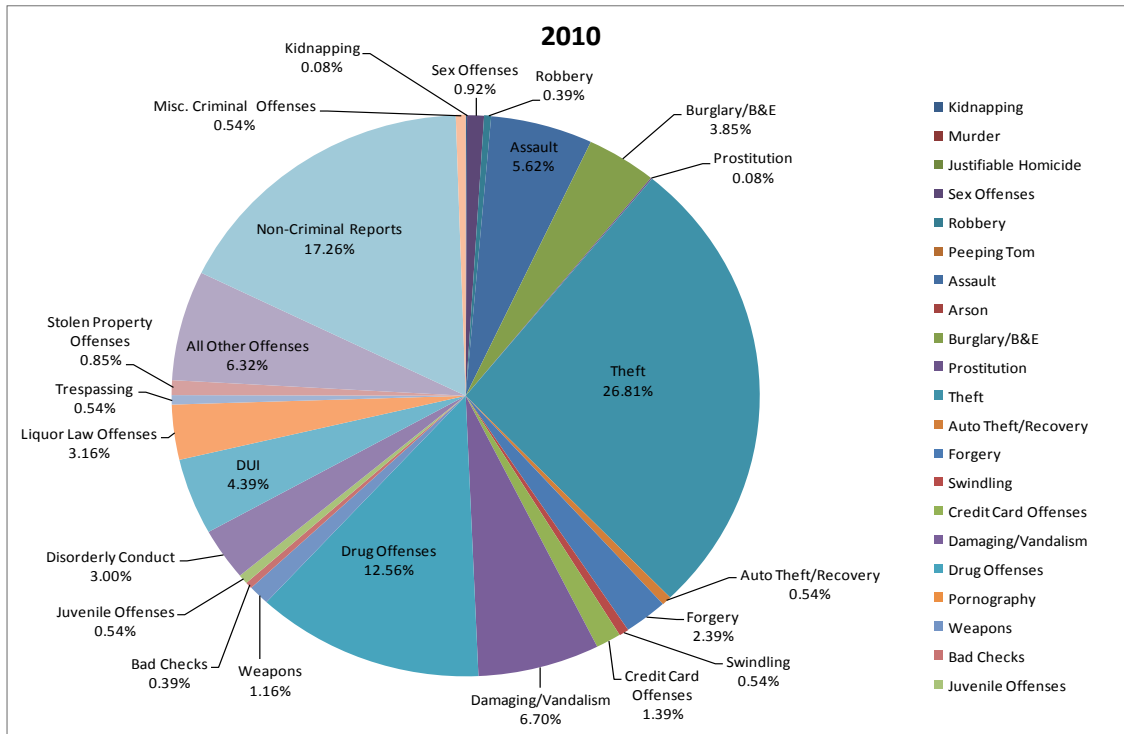
2010 Financial Status

- The operating budget for the Police Department for 2010 was \$6,401,102. Actual expenses for 2010 were \$6,016,513.
- The operating budget for the Mayor's Court for 2010 was \$189,316. Actual expenses for 2010 were \$175,812.
- The Police Department was awarded \$13,341 in forfeitures from arrests and investigations. Mandatory fines from convicted drug offenders amounted to \$845, and mandatory fines for convicted drunk drivers amounted to \$1,040.
- The Mayor's Court collected \$88,872 in fines for the year.

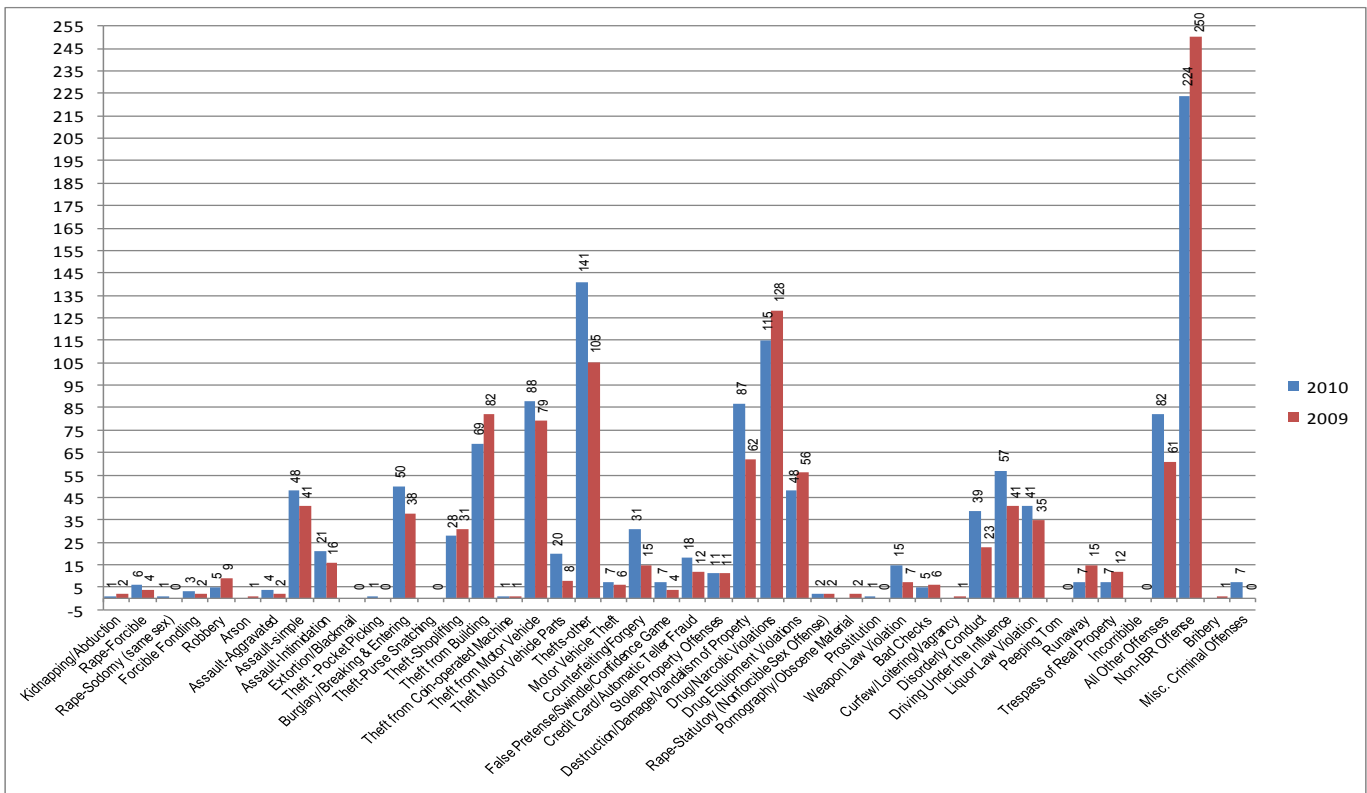


CRIMES

2010 OFFENSE BREAKDOWN



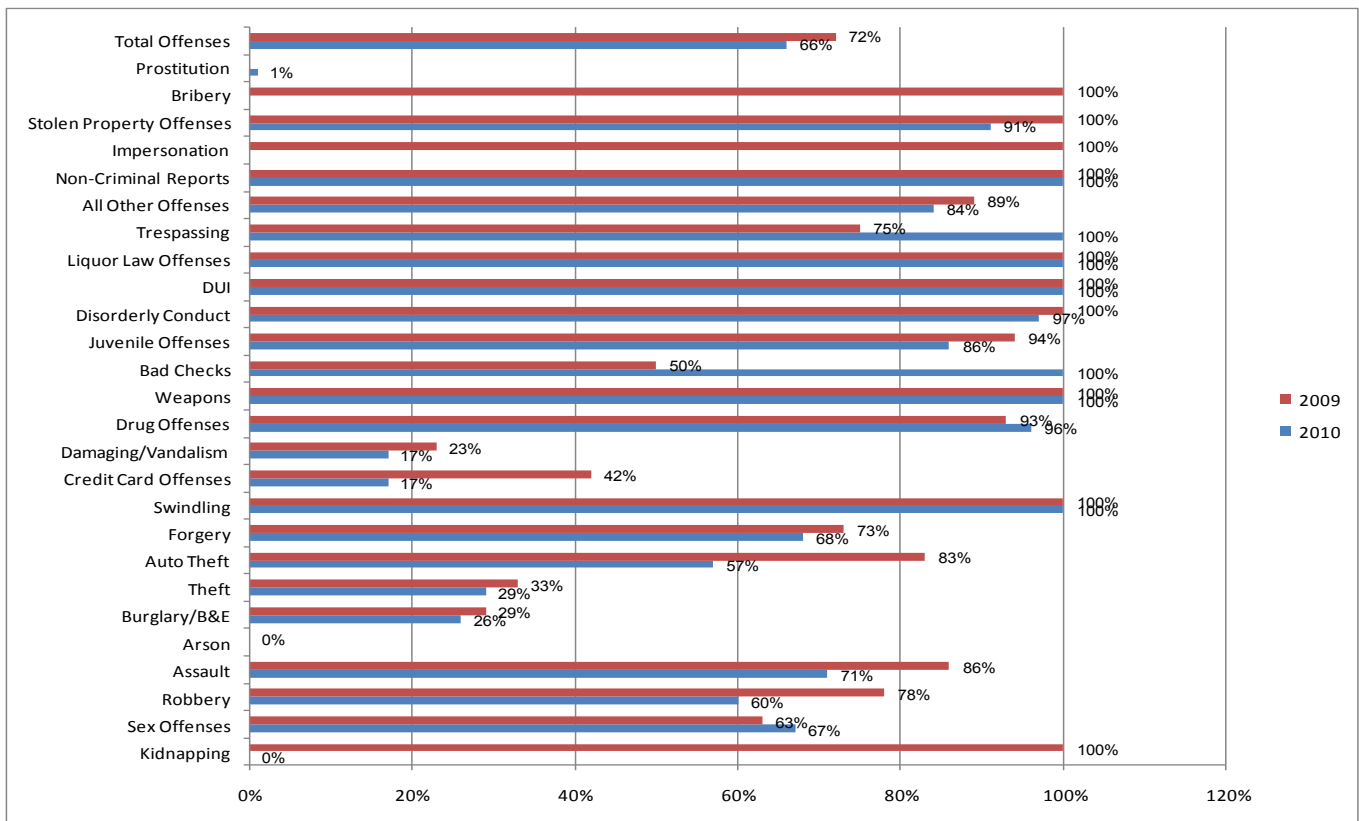
2009 - 2010 OFFENSE COMPARISON





CRIMES

2009 - 2010 OFFENSE CLEARANCE COMPARISON



2010 OFFENSES REPORTED/CLEARED

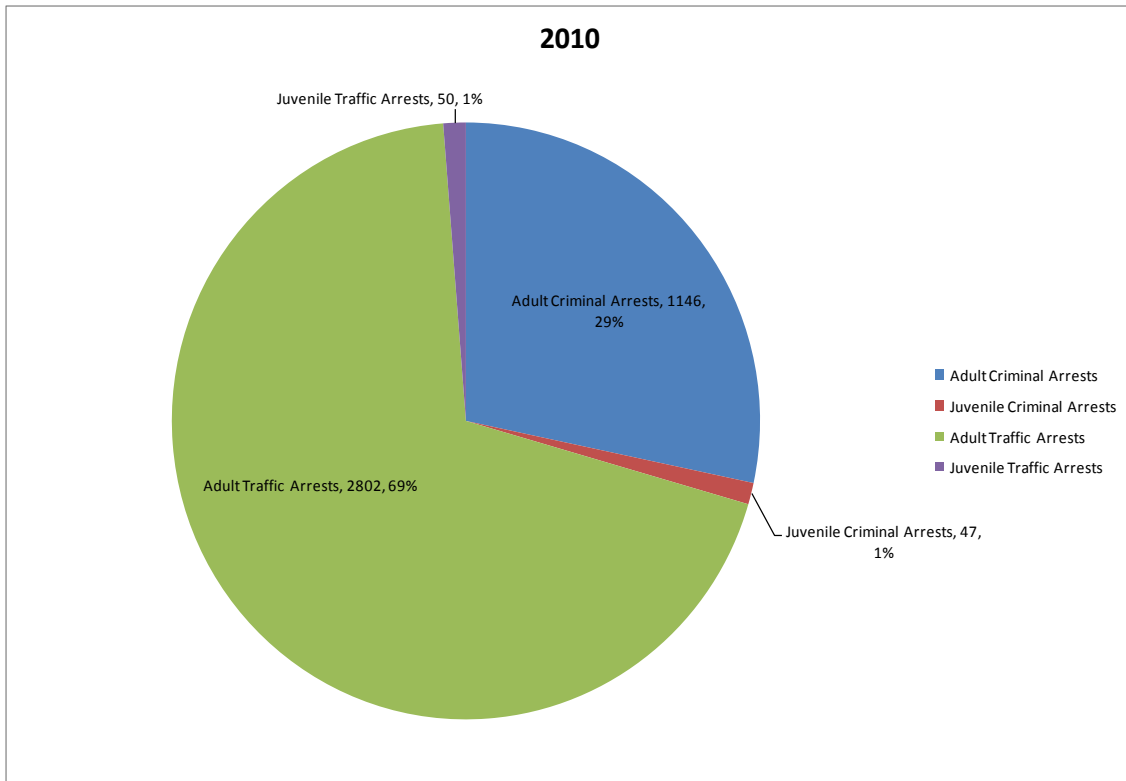
Kidnapping/Abduction 1/0 0%
 Rape-Forcible 6/4 67%
 Rape-Sodomy 1/1 100%
 Forcible Fondling 3/1 33%
 Robbery 5/3 60%
 Assault-Aggravated 4/2 50%
 Assault-simple 48/37 77%
 Assault-Intimidation 21/13 62%
 Burglary/Breaking & Entering 50/13 26%
 Theft - Pocket Picking 1/0 0%
 Theft-Shoplifting 28/20 71%
 Theft from Building 69/25 36%
 Theft from Coin-operated Machine 1/0 0%
 Theft from Motor Vehicle 88/7 8%
 Theft of Motor Vehicle Parts 20/0 0%
 Thefts-other 141/49 35%
 Motor Vehicle Theft 7/4 57%
 Counterfeiting/Forgery 31/21 68%

False Pretense/Swindle/Confidence Game 7/7 100%
 Credit Card/Automatic Teller Fraud 18/3 17%
 Stolen Property Offenses 11/10 91%
 Damage/Vandalism of Property 87/15 17%
 Drug/Narcotic Violations 115/109 95%
 Drug Equipment Violations 48/47 98%
 Rape-Statutory (Non-forcible Sex Offense) 2/2 100%
 Prostitution 1/1 100%
 Weapon Law Violation 15/15 100%
 Bad Checks 5/5 100%
 Disorderly Conduct 39/38 97%
 Driving Under the Influence 57/57 100%
 Liquor Law Violation 41/41 100%
 Runaway 7/6 86%
 Trespass of Real Property 7/7 100%
 All Other Offenses 88/74 84%
 Non-IBR Offense 224/224 100%
 Total Offenses Reported 1298/860 66%

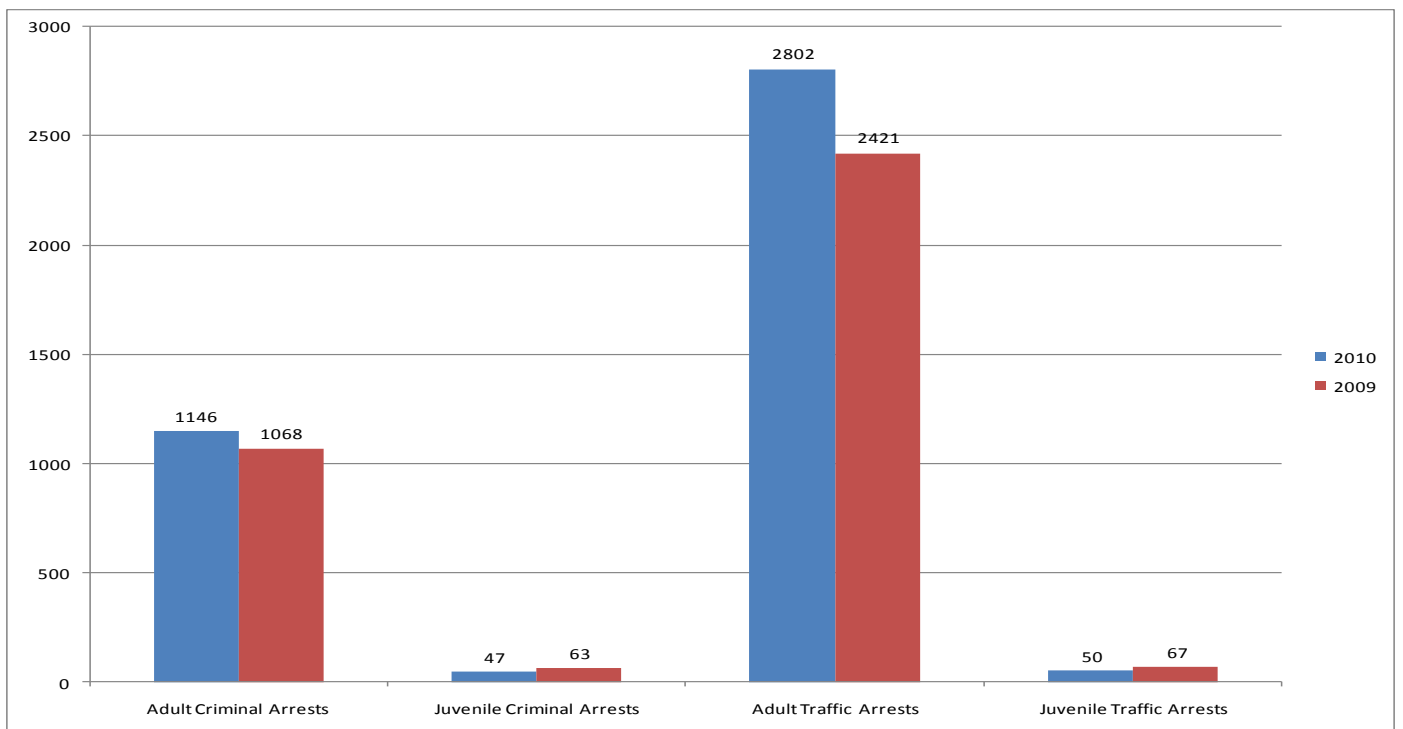


ARRESTS

2010 ARRESTS



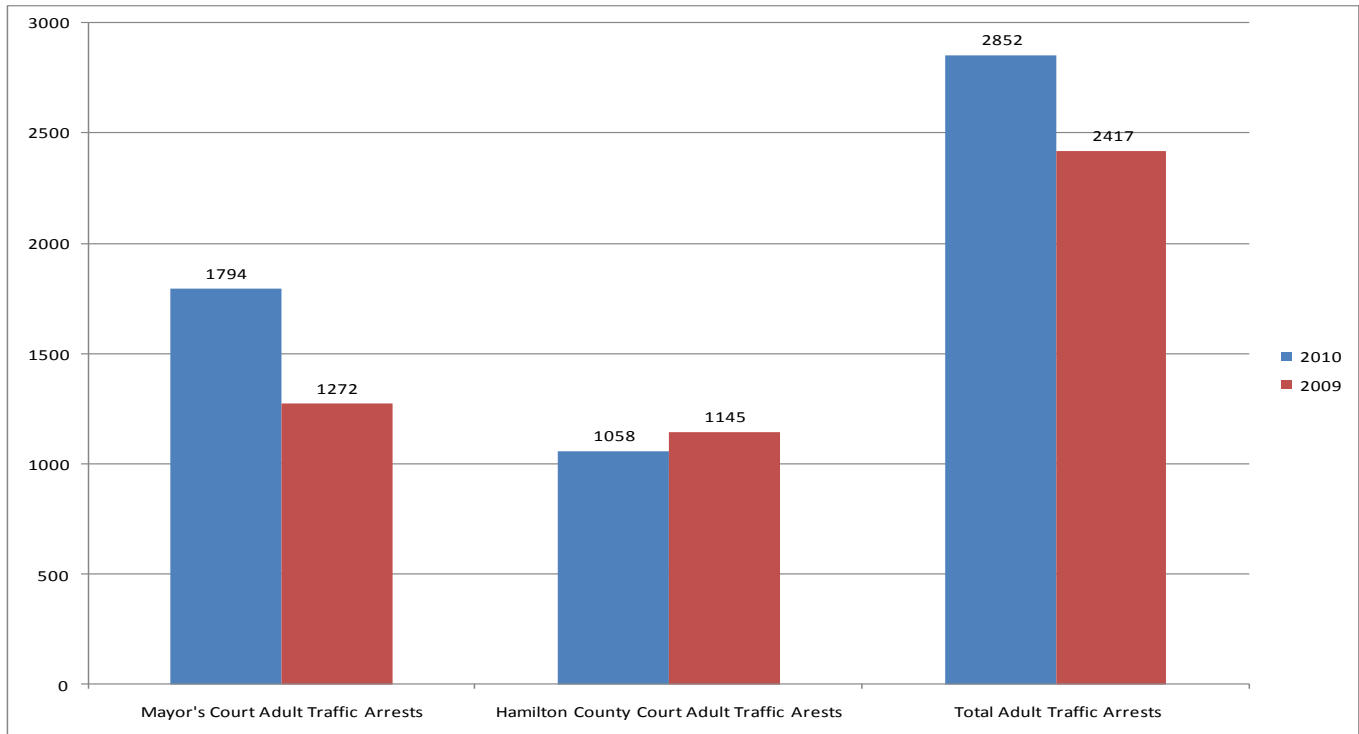
2009—2010 ARREST COMPARISON



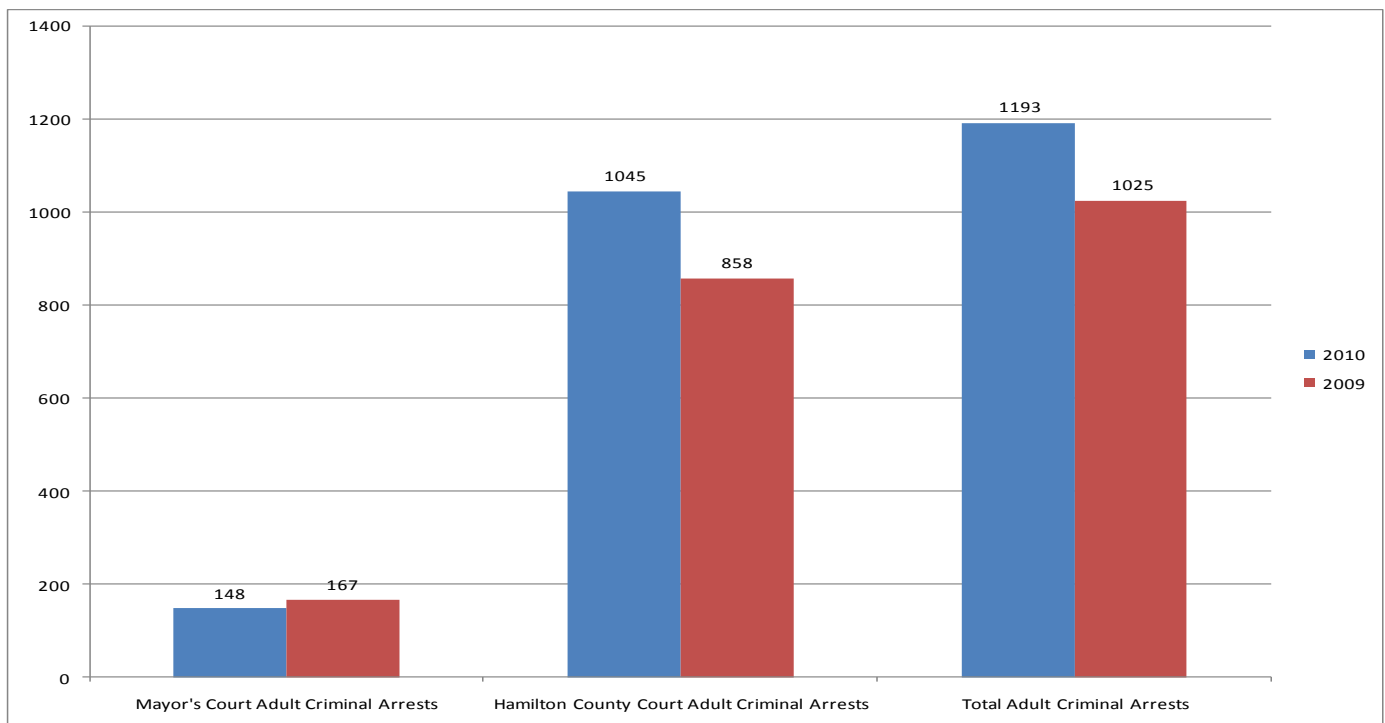


COURTS

2009—2010 ADULT TRAFFIC ARREST COMPARISON BY COURT



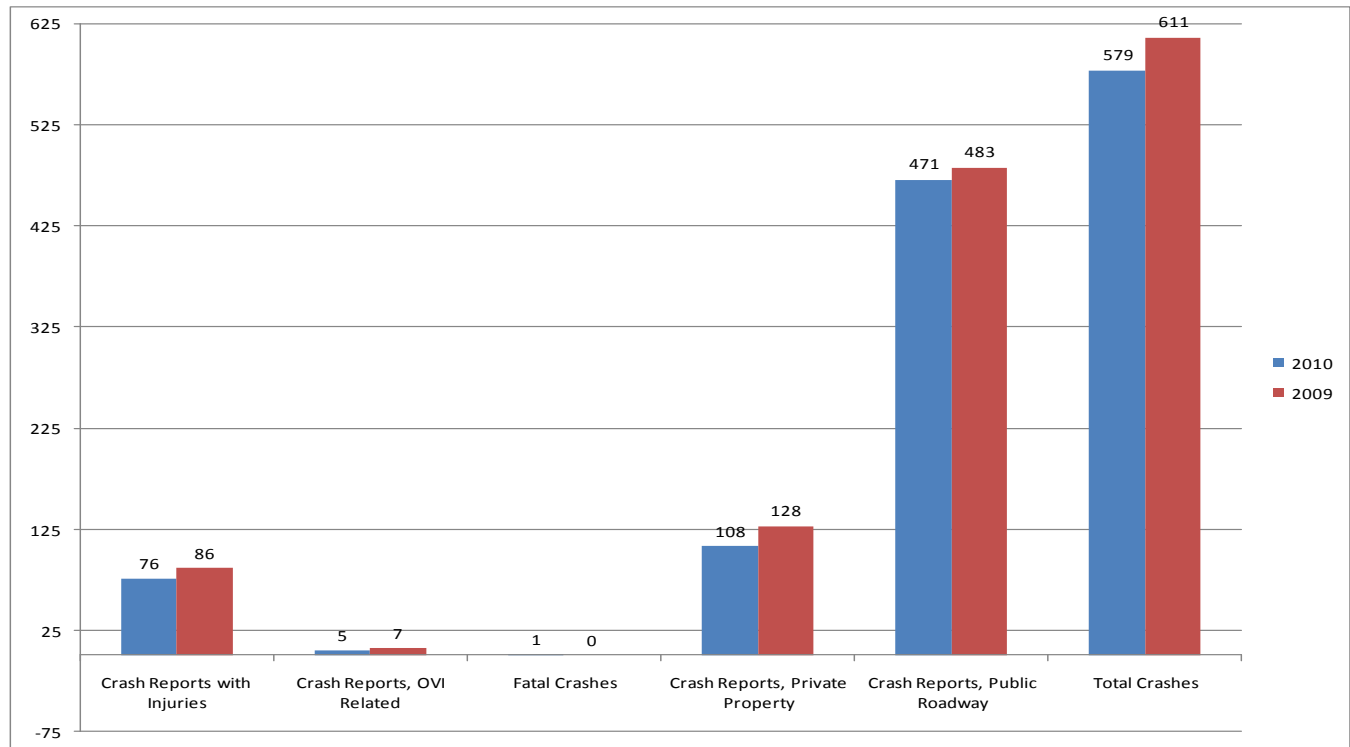
2009—2010 ADULT CRIMINAL ARREST COMPARISON BY COURT





TRAFFIC CRASHES

2009 - 2010 CRASH REPORT COMPARISON



DETAILS/DISPACHES

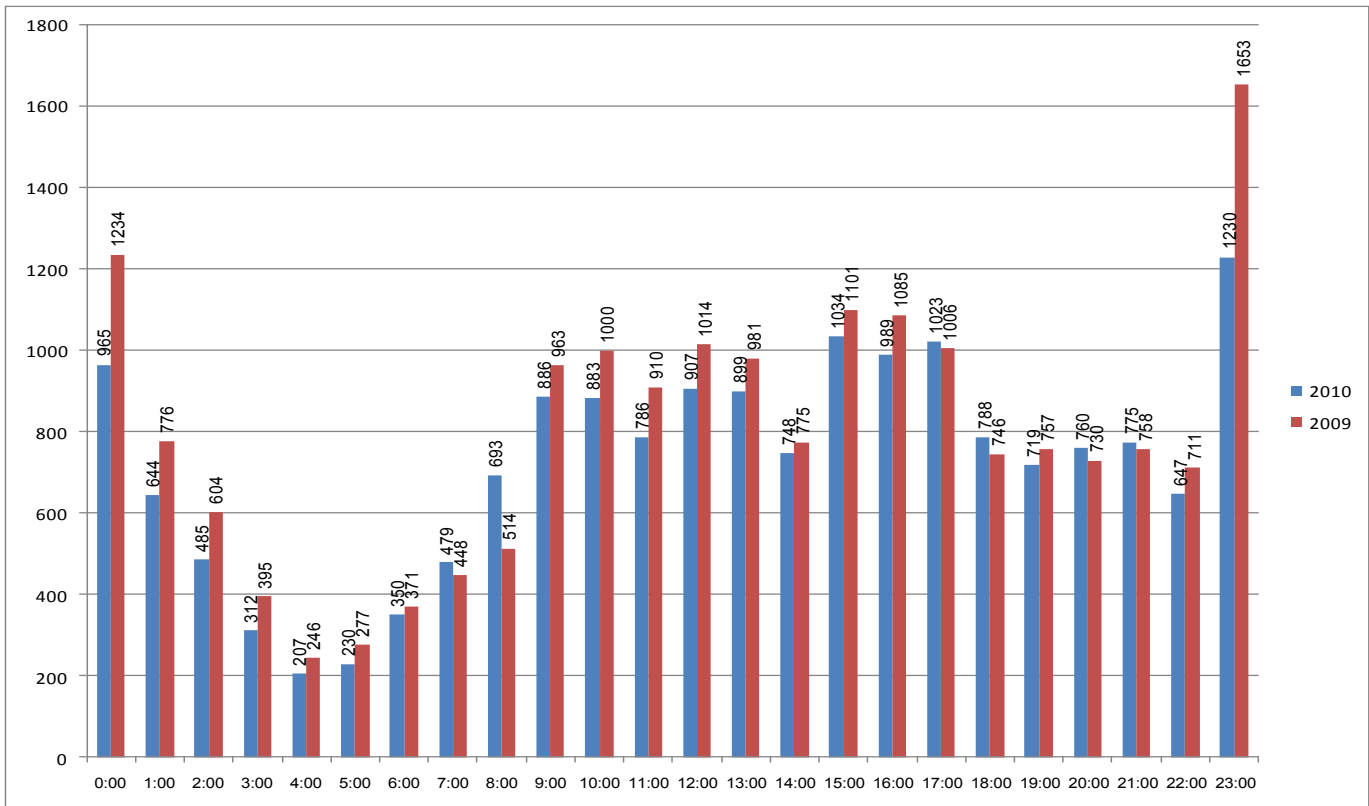
2010 DETAILS/DISPACHES

Aided Case	12	Disorderly Conduct	50	Non-criminal	130	Suspicious Person/Vehicle	458
Abduction	1	Domestic Violence	175	Notification	56	SWAT Callout	8
Aircraft Accident/Incident	1	Escort Detail	22	Out of Car - Investigation	104	Telecommunications Offense	66
Alarm Drop	1503	Fight	5	OVI Arrest	20	Traffic Complaint	447
Animal Complaint	173	Fingerprint Detail	49	Phone Call	45	Traffic Crash - Private Property	209
Assault-Misdemeanor	33	Fire Alarm Drop	358	Positive Citizen Contact	26	Traffic Crash - Roadway	659
Assist Other Agency	212	Fire Run	211	Premise Found Open	47	Traffic Detail	121
Attempt to Locate	63	Followup	132	Prisoner Detail	40	Traffic Hazard	86
Background Check	34	Impound Lot Detail	91	Property Detail	23	Traffic Pursuit	5
Bad Check	5	Information	101	Psychiatric Emergency	37	Traffic Stop	3866
Bank Security Check	534	Junk Vehicle	77	Repossession	38	Transportation Detail	62
Be On the Look Out	60	Juvenile Complaint	109	Robbery	4	Trespass	17
Bike Patrol	73	Life Squad Run	1219	Railroad Crossing Problem	31	Unknown Trouble	124
Burglary/B&E	67	Lockout	761	Search Warrant	12	Vacation House Check	86
Business Check	1952	Meet w/another officer	1	See Complainant	423	Vehicle Theft	24
Check on Well Being	94	Menacing	29	Sex Offense	10	Wanted Person	330
Confidential Investigation	20	Misdemeanor Drug Offense	36	Silent/Hangup 911 Call	172	Weapons Violation	12
Criminal Mischief/Damaging	122	Misdemeanor Theft Offense	486	Special Detail	118		
Death Investigation	2	Missing Person/Runaway	45	Stolen Vehicle Recovery	6		
Disabled Vehicle	510	Noise Complaint	89	Supplemental Report	1		



DETAILS/DISPATCHES

DETAILS/DISPATCHES BY HOUR 2009 - 2010 COMPARISON



DETAILS/DISPATCHES BY MONTH-2010

