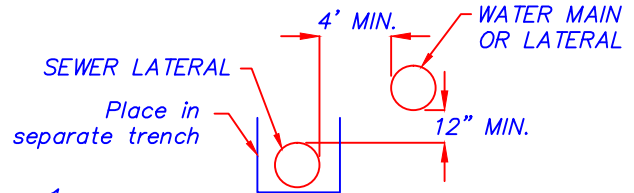
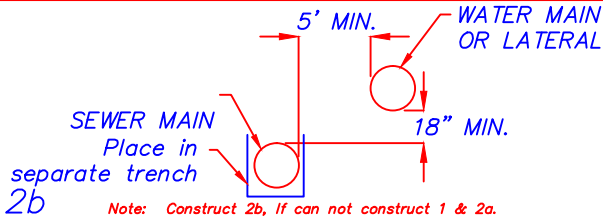


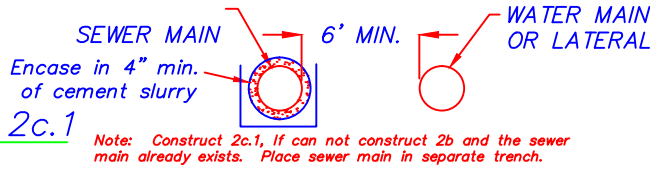
1&2a



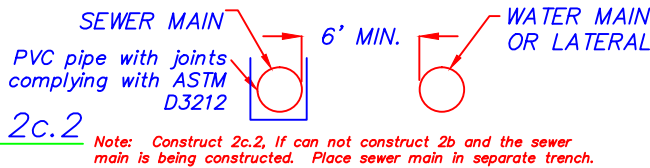
1



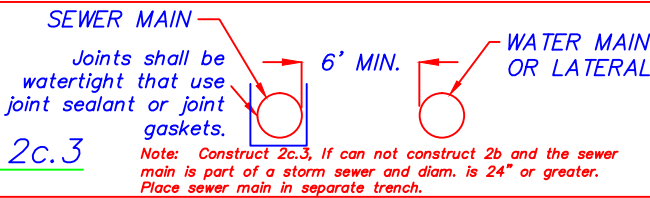
Note: Construct 2b, if can not construct 1 & 2a.



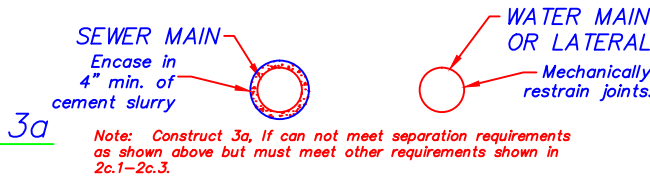
Note: Construct 2c.1, if can not construct 2b and the sewer main already exists. Place sewer main in separate trench.



Note: Construct 2c.2, if can not construct 2b and the sewer main is being constructed. Place sewer main in separate trench.



Note: Construct 2c.3, if can not construct 2b and the sewer main is part of a storm sewer and diam. is 24" or greater. Place sewer main in separate trench.



Note: Construct 3a, if can not meet separation requirements as shown above but must meet other requirements shown in 2c.1-2c.3.

2

Note: If 1 can not be constructed, then locate in such a manner as is authorized by the Nevada Division of Environmental Protection.

SEWER MAIN PARALLEL TO WATER MAIN OR WATER SERVICE LATERAL

SEWER SERVICE LATERAL PARALLEL TO WATER MAIN OR WATER SERVICE LATERAL

NOTES:

1. SEWER MAIN/LATERAL PARALLEL TO WATER MAIN OR WATER SERVICE LATERAL SHALL MEET THE REQUIREMENTS OF NAC 445A.67155 & NAC 445A.6716.

NO.	REVISION	DATE	STANDARD DETAILS FOR PUBLIC WORKS CONSTRUCTION	SECTION UTILITIES
			PARALLEL LINE SEPARATION	DRAWING NO. U-7.1
			SEWER LINE PARALLEL TO WATER MAIN/LATERAL	DATE 11/30/07
			CITY OF ELKO, NEVADA	PAGE 1