

## CITY COUNCIL STAFF SUMMARY

Meeting Date: January 27, 2020

Agenda item: 6.4

Prepared by: Chief Ray Lacy

Reviewed by: Bill Hill

---

### **AGENDA ITEM DESCRIPTION:**

Presentation / Discussion – 2019 Crime Report – Chief Ray Lacy

X

#### **Attachments for Reference:**

- a) Comparison chart – calls for service 2019-2015
- b) Officer initiated policing / out of town checks
- c) 2019 – 2015 crime maps
- d) December 2019 yearly police activity report

---

**BACKGROUND / HISTORY:** The Shavano Park Police Department maintains crime statistic reports which assist our staff in identifying crime trends. This data is also reported to the U.S. Department of Justice through the Uniform Crime Report (UCR) system, soon to be known as the National Incident Based Reporting System (NIBRS) later this year.

The five major areas are:

- Burglary of a Habitation
- Burglary of a Building
- Burglary of a Vehicle
- Theft
- Robbery

---

**DISCUSSION:** The Shavano Park Police Department responded to 2,263 calls for service in 2019, a 14.4% decrease in calls from 2018.

A review of the 2019 crimes shows the following crime numbers for these five areas;

Burglary of a Habitation –	0	(5 in 2018)
Burglary of a Building –	5	(1 in 2018)
Burglary of a Vehicle –	8	(8 in 2018)
Theft –	9	(11 in 2018)
Robbery –	0	(0 in 2018)

Overall, crime was reduced by 10.2% in the City for 2019, and by 64.65% for the period 2016 thru 2019.

The Shavano Park Police Department worked closely with business owners this past year, and again successfully decreased crime in the area of vehicle burglaries. Residential storage and garage burglaries were also reduced through the effort to curb offenses and identify suspects. The slight increase in building burglaries is attributed to commercial construction site offenses, mainly due to unsecured storage areas.

---

**Crime Prevention / Community Awareness:** While on patrol, officers made 1,496 citizen/community policing contacts and 430 vacation house checks. Officers continue to allocate time in each residential neighborhood for greater visibility and enforcement, driving 146,935 miles during 2019 which equals 45,918 trips around the city. A total of 3,221 traffic contacts were conducted during the reporting period.

My continued guidance to officers is to maintain our increased presence in the residential neighborhoods, especially during night hours.

Criminal investigations during 2019, both by patrol officers and the Criminal Investigator, resulted in 38 cases being filed with the Bexar County District Attorney and 14 cases in municipal court.

Use of the i-INFO web-based system, Nextdoor, and the Shavano Park web page to distribute information is allowing the police department to alert citizens and keep them informed of criminal activity and citizen events.

The Shavano Park PD is committed to the idea of community-based policing and strives to build more neighborhood-based contacts and citizen information portals, enhancing our police-community partnership.

Patrol units continue to direct extra emphases in specific areas as needed. Most vehicle burglaries are due to unlocked doors, items left visible, or location of the crime being remote in the business area. Our staff continues to work with both citizens and businesses to promote crime education, reporting of suspicious vehicles / persons, thru community sponsored events and Coffee with a Cop meetings. Greater visibility of marked police units in all areas of the city is having a positive effect .

In February 2018, the agency achieved the status of Texas Law Enforcement Best Practices Recognized Agency. To maintain the requirement and standards, staff increased our overall skills and knowledge base by completing 2,481 training hours in 2019.

**Future Assessment:** As your Police Chief, I am committed to providing exceptional service to our community, constantly looking for ways to enhance our police department and the continued officer – citizen team efforts of reporting and solving crimes. The entire staff of the Police Department continues to do an outstanding job and I am proud to be leading your police department.

---

**COURSES OF ACTION:** The Shavano Park Police Department will strive for greater citizen awareness, education, and understanding of the methods that criminals use in committing crimes by utilizing both our patrol staff and our crime prevention trained officers to facilitate this. The examination and utilization of advanced equipment and methods of identifying criminals and collecting evidence will continue to be explored, assisting in the successful prosecution for crimes committed in Shavano Park.

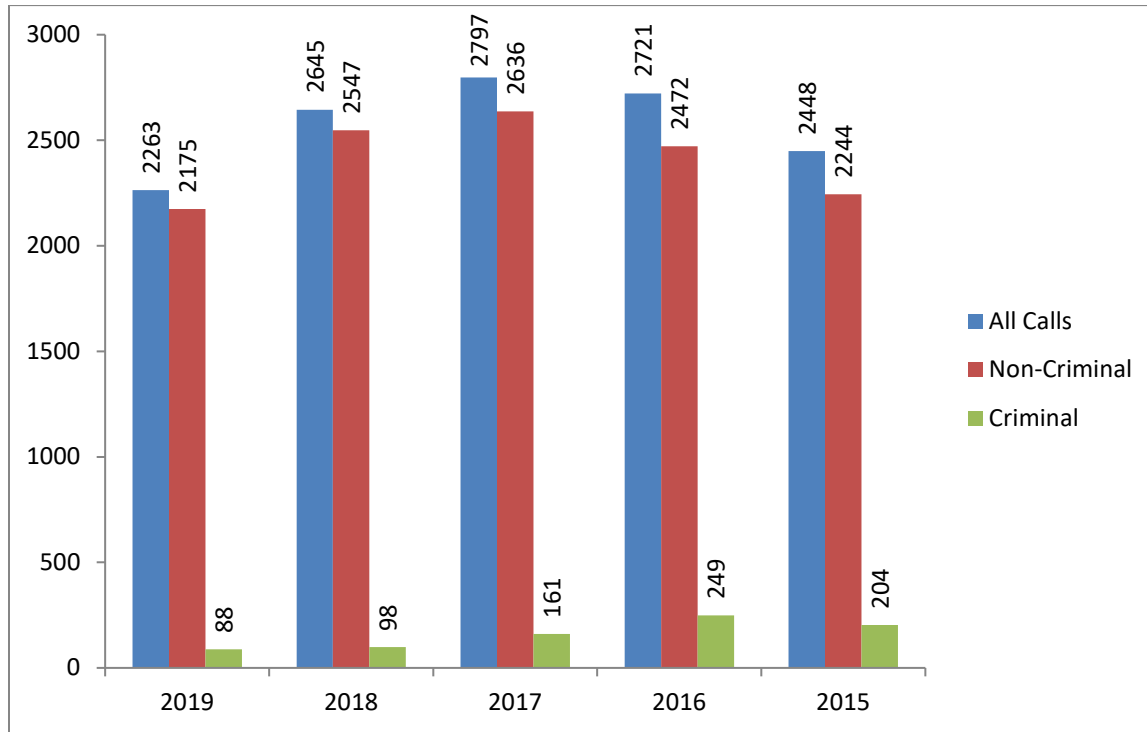
---

**FINANCIAL IMPACT:** None at this time

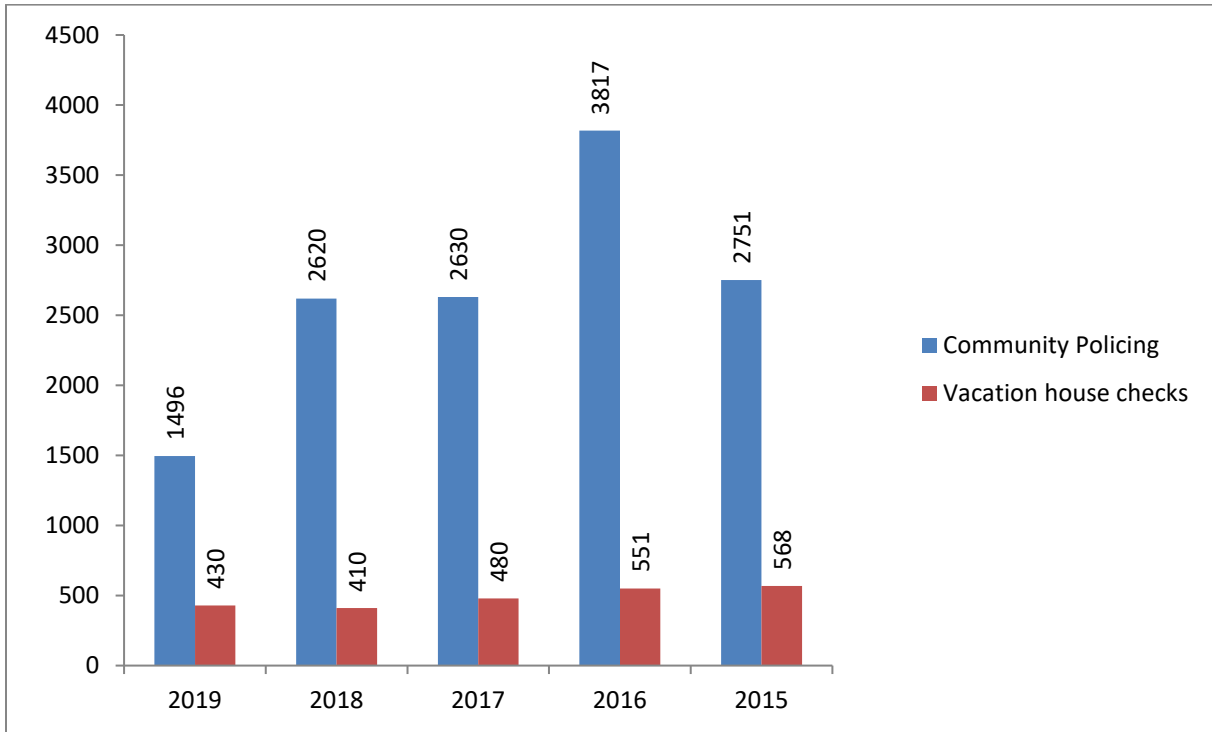
---

**MOTION REQUESTED:** None requested.

## Comparison of number of calls for service 2019 – 2015



## Officer Initiated Community Policing / Crime Prevention

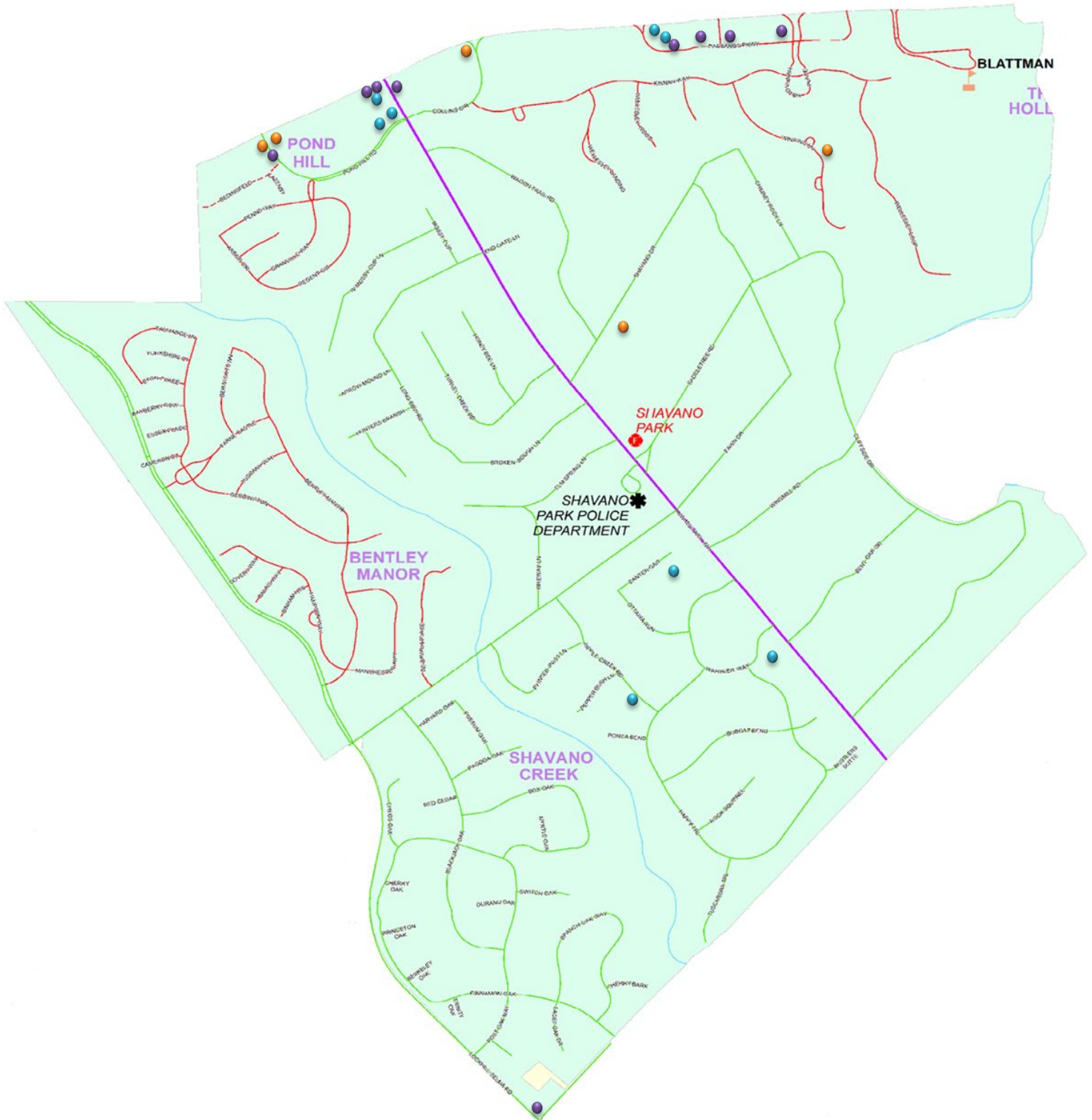


# Shavano Park Police Department

## 2019 Crime Report

- = Theft (9)
- = Burglary of vehicle (8)
- = Burglary of building (5)
- = Burglary of habitation (0)

*Dots do not show actual location, only street on which offense occurred*

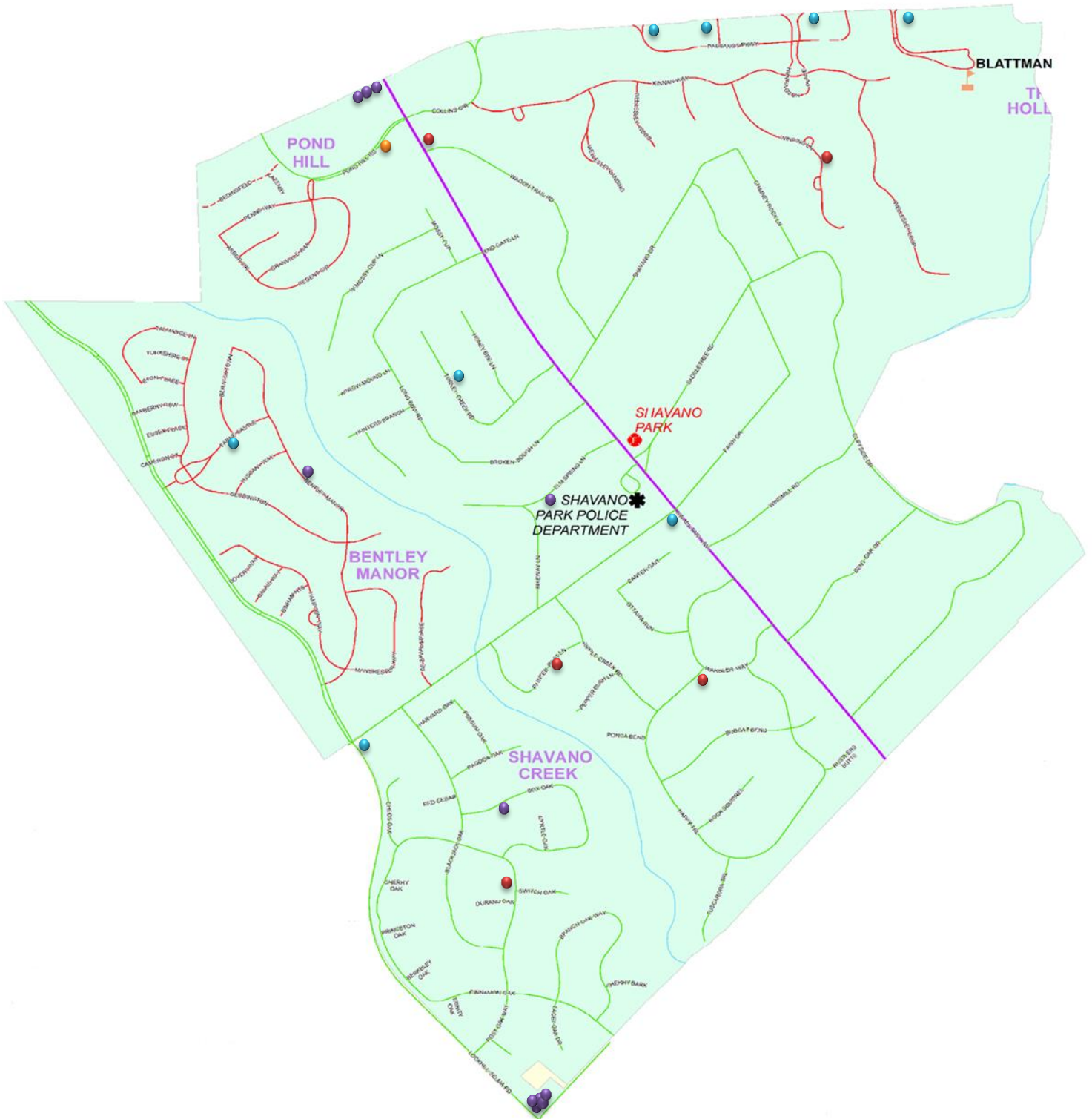


# Shavano Park Police Department

## 2018 Crime Report

- = Theft (11)
- = Burglary of vehicle (8)
- = Burglary of building (1)
- = Burglary of habitation (5)

*Dots do not show actual location, only street on which offense occurred*



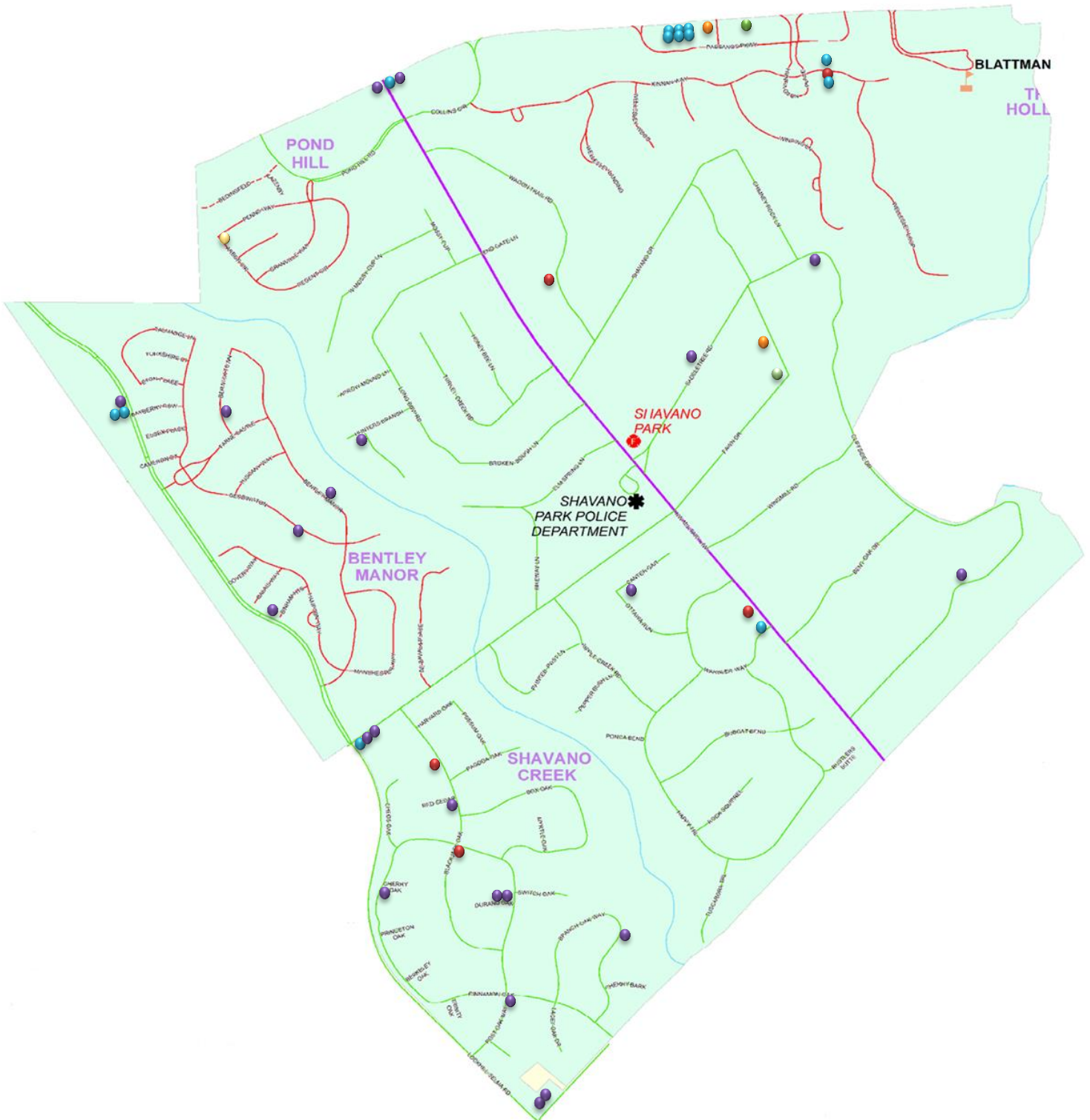


# Shavano Park Police Department

## 2017 Crime Report

- 🟪 = Theft (22)
- 🟩 = Theft of MV (2)
- 🟨 = Theft of Mail (1)
- 🟦 = Burglary of vehicle (13)
- 🟧 = Burglary of building (3)
- 🟥 = Burglary of habitation (4)

*Dots do not show actual location, only street on which offense occurred*



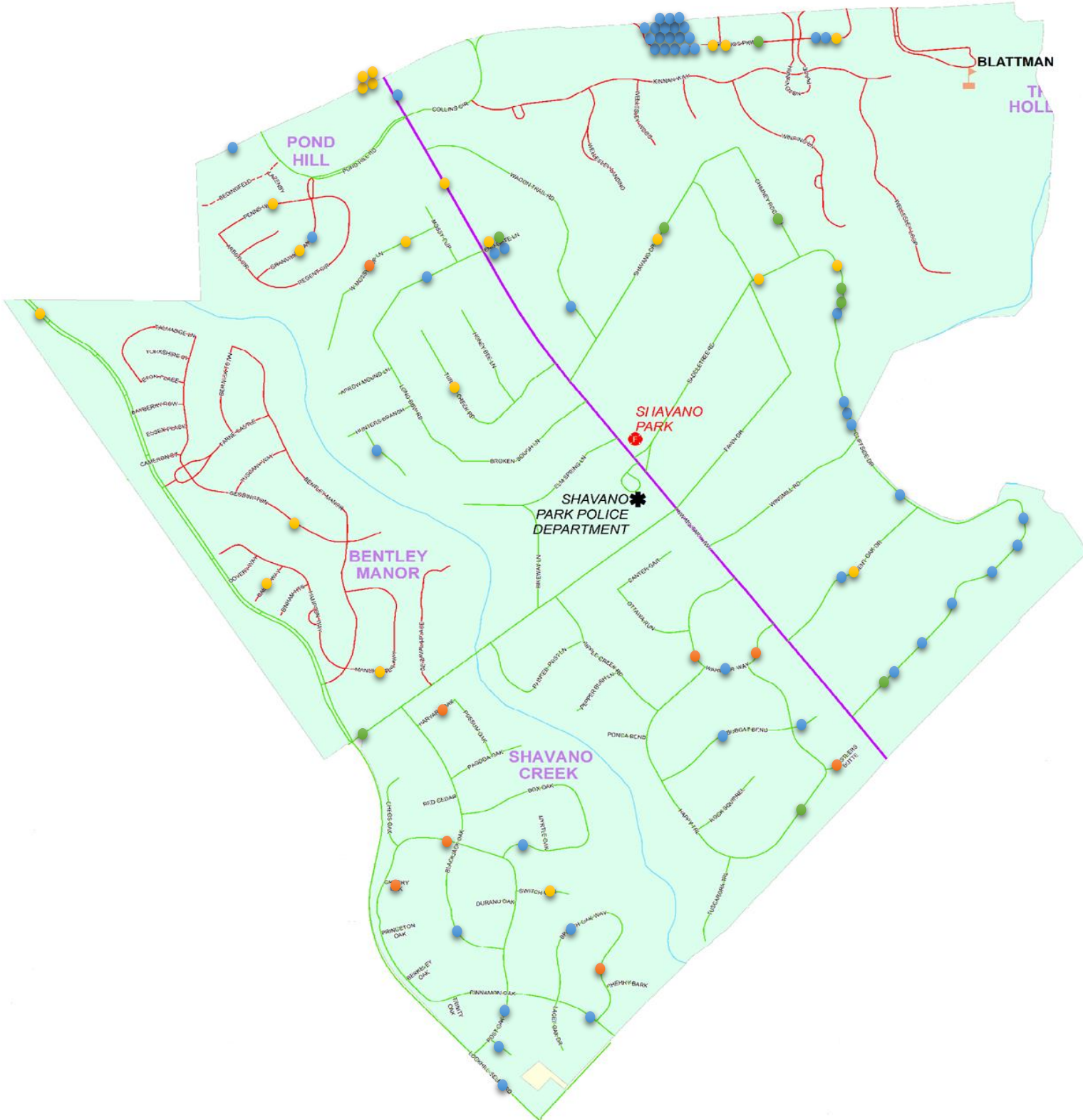


# Shavano Park Police Department

## 2016 Crime Report

- = Theft
- = Burglary of vehicle
- = Burglary of building
- = Burglary of habitation

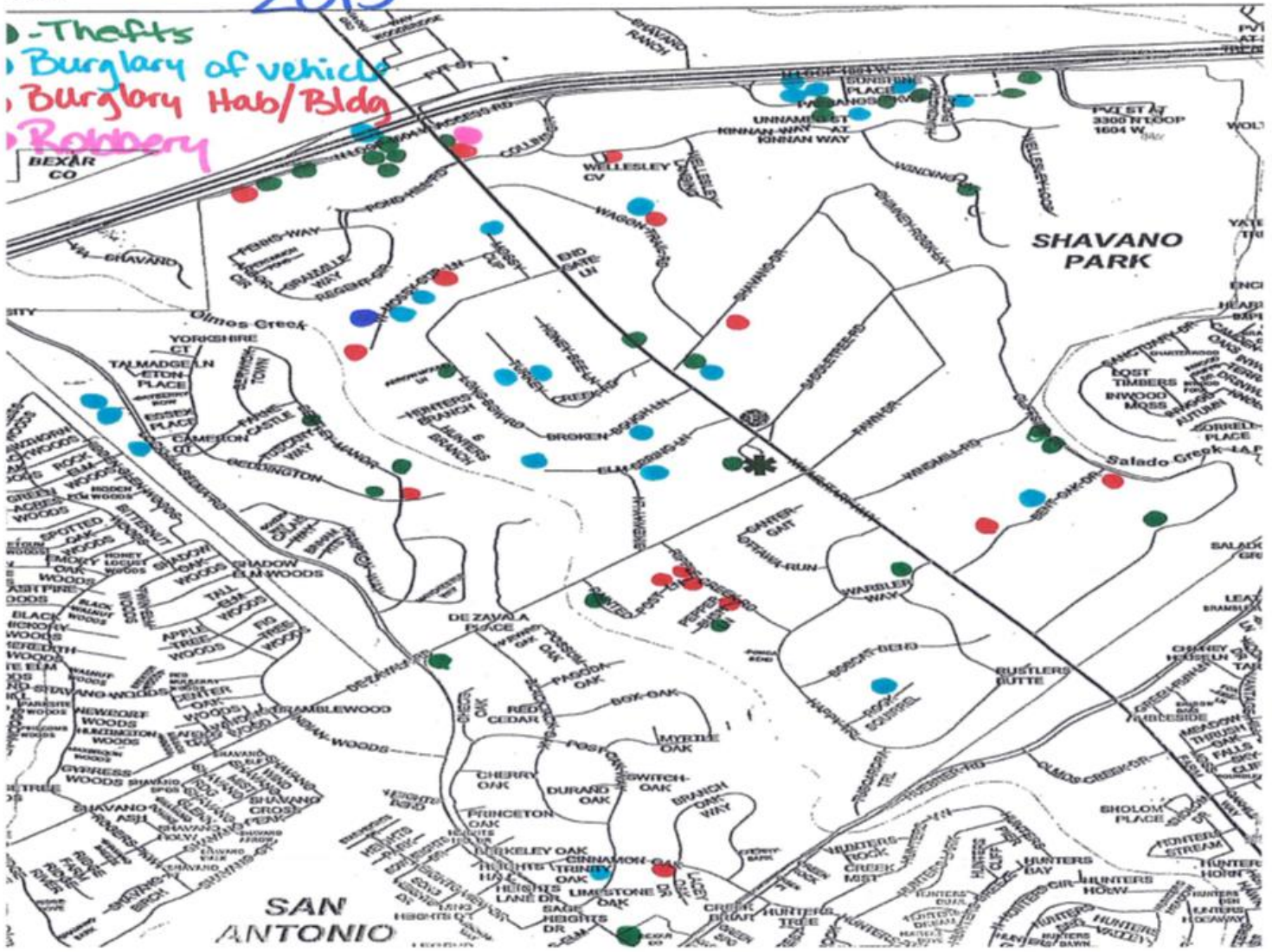
*Dots do not show actual location, only street on which offense occurred*



Map of San Antonio, Texas, showing the location of the San Antonio Police Department (SAPD) and the San Antonio Fire Department (SAFD). The map is a street map of the city, with the SAPD and SAFD locations marked with red dots. The map is titled "2015" in blue ink.

2015

• Thefts  
• Burglary of vehicle  
• Burglary Hab/Bldg  
• Robbery



**Monthly Activity Report  
City of Shavano Park Police Department  
December 2019**

**Activity Report: 214 incidents were responded to by the Police Department.  
2263 total incidents were responded to by the Department for 2019.**

Criminal Calls	Dec	Calendar Year				
		2019	2018	2017	2016	2015
Alcohol Beverage Code Violations	0	0	1	0	0	0
Arrest of Wanted Persons (Outside Agency)	1	15	19	21	31	39
Assault	0	0	3	1	3	2
Burglary Building	0	5	1	3	17	15
Burglary of Habitation	0	0	5	4		
Burglary Vehicle	2	8	8	13	50	29
Criminal Mischief / Reckless Damage	3	7	5	15	19	11
Criminal Mischief Mail Box	0	0	0	2	5	
Cruelty to Animals	0	0	0	0	0	0
Deadly Conduct	0	0	0	0	1	0
D.U.I. - Minor	0	0	0	1	0	0
D.W.I. / D.U.I.	2	10	6	4	6	2
Driving while License Suspended / Invalid	0	2	4	0	2	2
Endangerment of Child	0	0	0	1	0	0
Evading Arrest	0	1	3	0	3	2
Failure to Identify	0	0	0	1	0	1
Family Violence	0	3	1	3	2	2
Fraud / Forgery / False Reports / Tamper w/ Govt. Record	0	0	2	0	4	6
Harassment / Retaliation / Terroristic Threat	0	0	0	2	1	0
M.I.P. Alcohol / Tobacco	0	0	0	0	1	0
Murder	0	0	0	0	0	0
Narcotics Violation (class B and up)	0	12	10	16	30	16
Narcotics Violation (class C)	1	14	18	43	42	27
Possession of Prohibited Weapon / Unlawful Carry	0	1	0	1	3	1
Public Intoxication	0	1	0	3	4	3
Resisting Arrest	0	0	0	1	0	0
Robbery	0	0	0	1	0	2
Sexual Assault	0	0	0	0	1	1
Solicitation of a Minor / Indecency with a Minor	0	0	1	0	1	0
Suicide	0	0	0	0	0	0
Theft	0	9	11	22	17	40
Theft of Mail	0	0	0	1	4	
Theft of Motor Vehicle / Unauthorized Use of Motor Veh.	0	0	0	2	2	3
<b>Total Criminal Calls Handled</b>	<b>9</b>	<b>88</b>	<b>98</b>	<b>161</b>	<b>249</b>	<b>204</b>

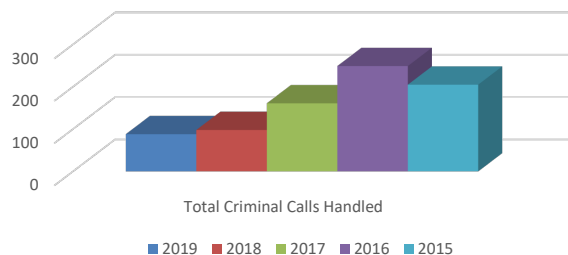
**Monthly Activity Report**  
**City of Shavano Park Police Department**  
**December 2019**

**Non-Criminal Calls**

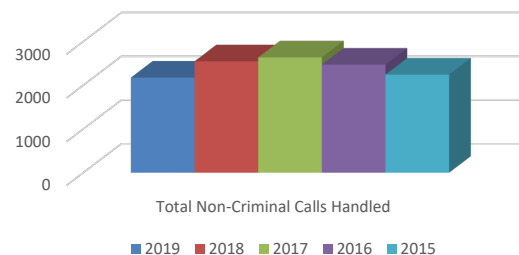
	Dec	Calendar Year				
		2019	2018	2017	2016	2015
Accidents Major (With Injuries)	1	8	7	10	7	11
Accidents Minor (Non-Injury)	8	74	69	50	62	47
Alarm Call	49	505	498	557	536	528
Animal Calls / Complaints	8	147	171	143	148	143
Assist Fire Department / EMS	29	426	444	388	339	276
Assist Other Law Enforcement Agencies	10	89	94	81	59	69
Assist the Public	12	105	77	106	93	87
City Ordinance Violations	0	34	374	420	386	343
Criminal Trespass Warning	1	10	5	7	0	1
Deceased Person / Natural / Unattended	3	15	20	17	22	8
Disturbance / Keep the Peace	5	46	59	56	81	86
Emergency Detention	1	9	4	10	13	26
Health & Safety Violations	0	0	0	0	0	0
Information Reports	19	164	213	195	176	137
Missing Person / Runaway	0	4	0	1	2	1
Recovered Property / Found Property	0	9	8	21	28	19
Suspicious Activity, Circumstances, Persons, Vehicles	22	194	214	285	288	260
Traffic Hazard	8	72	47	49	62	55
Welfare Concern	6	65	58	52	38	38
911 Hang-up Calls	23	199	185	188	132	109
<b>Total Non-Criminal Calls Handled</b>	<b>205</b>	<b>2175</b>	<b>2547</b>	<b>2636</b>	<b>2472</b>	<b>2244</b>
<b>Officer Initiated Contacts</b>						
Community Policing Contacts / Crime Prevention	24	1496	2620	2630	3817	3817
Out of Town / Patrol-By Reports	54	430	410	480	551	568
<b>Total Officer Initiated Contacts</b>	<b>78</b>	<b>1926</b>	<b>3030</b>	<b>3110</b>	<b>4368</b>	<b>4385</b>

There was no reported gang activity for December 2019. For 2019 there have been no reported gang activity.

**Criminal Calls**



**Non Criminal Calls**



## December 2019 Breakdown

### Burglary of Vehicle

1. 3600 blk. Paesanos Pkwy. - force, item taken
2. 3600 blk. Paesanos Pkwy. - force, item taken

### Criminal Mischief

1. 13400 blk. Huebner Road - graffiti
2. 13500 blk. Huebner Road - graffiti
3. 400 blk. Bentley Manor - door damage

### DWI

1. 3400 blk. Paesanos Pkwy. - driving while intoxicated
2. 4400 blk. Lockhill-Selma Road - driving while intoxicated

### Narcotics / class c

1. 1600 blk. N.W. Military Hwy. - possession of drug paraphernalia

### Wanted Person Arrest

1. 3800 blk. DeZavala Road - Bexar County Warrant

		Calendar Year				
Mileage	December	2019	2018	2017	2016	2015
Total Monthly / Annual Mileage	13030	146935	144563	144779	151041	140356

## December 2019

Officer	A	B	C	D	E	F	G	H	I	J	K	L	M	N	O	Total A
Warnings	12	20	3	32	64	0	7	1	21	10	17	4	2	6	4	203
Citations	0	2	2	28	95	0	8	2	7	13	25	0	4	4	0	190
Cases	9	19	20	16	16	2	15	4	24	32	12	9	24	6	6	214
Activity Totals	21	41	25	76	175	2	30	7	52	55	54	13	30	16	10	607
Vehicles Stopped	12	21	4	45	99	0	13	3	28	21	35	4	5	7	4	301
Community Policing	0	15	0	0	1	0	2	0	0	2	0	4	0	0	0	24

Officer	P	Q	R	S	T	U	V	W	X	Y	Z	Total B
Warnings												0
Citations												0
Cases												0
Activity Totals	0	0	0	0	0	0	0	0	0	0	0	0
Vehicles Stopped												0
Community Policing												0

Grand Total
203
190
214
607
301
24