

## CITY COUNCIL STAFF SUMMARY

Meeting Date: January 25, 2021

Agenda item: 6.6

Prepared by: Chief Gene Fox

Reviewed by: Bill Hill

---

### **AGENDA ITEM DESCRIPTION:**

Presentation / Discussion – 2020 Crime Report – Chief Gene Fox

X

#### **Attachments for Reference:**

- a) Comparison chart – calls for service 2020-2016
- b) Officer initiated policing / out of town checks
- c) 2020 – 2016 crime maps
- d) December 2020 yearly police activity report

---

**BACKGROUND / HISTORY:** The Shavano Park Police Department maintains crime statistic reports which assist our staff in identifying crime trends. This data is also reported to the U.S. Department of Justice through the Uniform Crime Report (UCR) system, soon to be known as the National Incident Based Reporting System (NIBRS) this year.

The five major areas are:

- Burglary of a Habitation
- Burglary of a Building
- Burglary of a Vehicle
- Theft
- Robbery

---

**DISCUSSION:** The Shavano Park Police Department responded to 1,950 total calls for service in 2020, a 13.8% decrease in total calls for service from 2019.

A review of the 2020 crimes shows the following crime numbers for these five areas;

Burglary of a Habitation –	0	(0 in 2019)
Burglary of a Building –	4	(5 in 2019)
Burglary of a Vehicle –	8	(8 in 2019)
Theft –	24	(9 in 2019)
Robbery –	2	(0 in 2019)

Criminal calls taken or initiated by patrol officers increased in the City for 2020 (137) as compared to 2019 (88); however, criminal calls remain to show an overall decrease of 44.97% for the period of 2016 thru 2020.

A total number of 47 criminal cases were filed with the Bexar County District Attorney's Office, both by Patrol Officers and the Criminal Investigator.

Several factors appear to influence this increase in crime from the previous calendar year. The COVID-19 pandemic affected financial stability and had a stronger impact on strained family relations. Other factors include new electronic crime reporting programs instituted, increased proactive DWI enforcement, and increasing trends in certain criminal activity such as mail theft.

The Shavano Park Police Department worked closely with business owners this past year, and again successfully decreased crime in the area of vehicle burglaries. Residential storage and garage burglaries remain low through strong efforts to deter criminal activity, identify suspects and prosecute those responsible. The significant increase in thefts is attributed to retail theft and commercial construction site offenses, mainly due to unsecured storage areas.

---

**Crime Prevention / Community Awareness:** Patrol officers made 899 citizen/community policing contacts and conducted 211 vacation house checks. Officers continue to allocate time in each residential neighborhood for greater visibility and enforcement, driving 187,452 miles during 2020, which equates to 56,803 trips around the city. A total of 1,927 traffic contacts were made during the reporting period.

My continued guidance to officers is to maintain our increased presence in the residential neighborhoods, especially during the nighttime hours.

Use of the i-INFO web-based system, Nextdoor, Facebook, the Shavano Park web page, and the newly initiated Neighborhood Crime Watch Program allows the Police Department to distribute information alerting citizens and keeping them informed of criminal activity and community events.

The Shavano Park PD is committed to the idea of community-based policing and strives to build more neighborhood-based contacts and citizen information portals, enhancing our partnership with the community.

Patrol officers continue to engage in directed patrol efforts in specific areas as needed. Most vehicle burglaries were contributed to unlocked doors, items left visible, or location of the crime being remote in the business area. Our staff continues to work with both citizens and businesses to promote crime education, reporting of suspicious vehicles / persons, and thru community sponsored events. Greater visibility of marked police units in all areas of the city is having a positive effect.

In February 2018, the agency achieved the status of Texas Law Enforcement Best Practices Recognized Agency. To maintain the requirement and standards, staff increased our overall skills and knowledge base by completing 2,558 training hours in 2020.

**Future Assessment:** As your Police Chief, I am committed to providing exceptional service to our community, constantly looking for ways to enhance our police department and the continued officer – citizen team efforts of reporting and solving crimes. The entire staff of the Police Department continues to do an outstanding job and I am proud to be leading your police department.

---

**COURSES OF ACTION:** The Shavano Park Police Department will strive for greater citizen awareness, education, and understanding of the methods that criminals use in committing crimes by utilizing both our patrol staff and our crime prevention trained officers to facilitate this. The examination and utilization of advanced equipment and methods of identifying criminals and collecting evidence will continue to be explored, assisting in the successful prosecution for crimes committed in Shavano Park.

---

**FINANCIAL IMPACT:** None at this time

---

**MOTION REQUESTED:** None requested.

**Monthly Activity Report  
City of Shavano Park Police Department  
December 2020**

**Activity Report: 164 incidents were responded to by the Police Department.  
1950 total incidents were responded to by the Department for 2020.**

Criminal Calls	Dec.	Calendar Year				
		2020	2019	2018	2017	2016
Alcohol Beverage Code Violations	0	0	0	1	0	0
Arrest of Wanted Persons (Outside Agency)	1	8	15	19	21	31
Assault	0	5	0	3	1	3
Burglary Building	0	4	5	1	3	17
Burglary of Habitation	0	0	0	5	4	
Burglary Vehicle	0	8	8	8	13	50
Criminal Mischief / Reckless Damage	1	7	7	5	15	19
Criminal Mischief Mail Box	0	1	0	0	2	5
Cruelty to Animals	0	0	0	0	0	0
Deadly Conduct	0	0	0	0	0	1
D.U.I. - Minor	0	0	0	0	1	0
D.W.I. / D.U.I.	2	15	10	6	4	6
Driving while License Suspended / Invalid	0	0	2	4	0	2
Endangerment of Child	0	0	0	0	1	0
Evading Arrest	0	2	1	3	0	3
Failure to Identify	0	0	0	0	1	0
Family Violence	0	4	3	1	3	2
Fraud / Forgery / False Reports / Tamper w/ Govt. Record	1	8	0	2	0	4
Harassment / Retaliation / Terroristic Threat	0	3	0	0	2	1
M.I.P. Alcohol / Tobacco	1	3	0	0	0	1
Murder	0	0	0	0	0	0
Narcotics Violation (class B and up)	0	12	12	10	16	30
Narcotics Violation (class C)	1	16	14	18	43	42
Possession of Prohibited Weapon / Unlawful Carry	0	0	1	0	1	3
Public Intoxication	0	1	1	0	3	4
Resisting Arrest	0	0	0	0	1	0
Robbery	0	2	0	0	1	0
Sexual Assault	0	1	0	0	0	1
Solicitation of a Minor / Indecency with a Minor	0	0	0	1	0	1
Suicide	0	1	0	0	0	0
Theft	1	24	9	11	22	17
Theft of Mail	0	8	0	0	1	4
Theft of Motor Vehicle / Unauthorized Use of Motor Veh.	0	4	0	0	2	2
<b>Total Criminal Calls Handled</b>	<b>8</b>	<b>137</b>	<b>88</b>	<b>98</b>	<b>161</b>	<b>249</b>

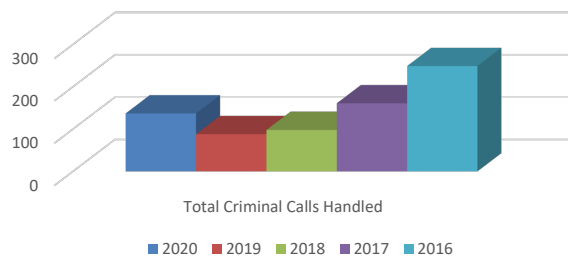
**Monthly Activity Report**  
**City of Shavano Park Police Department**  
**December 2020**

**Non-Criminal Calls**

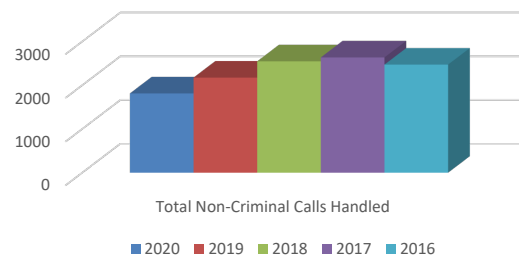
	Dec.	Calendar Year				
		2020	2019	2018	2017	2016
Accidents Major (With Injuries)	0	2	8	7	10	7
Accidents Minor (Non-Injury)	3	36	74	69	50	62
Alarm Call	39	401	505	498	557	536
Animal Calls / Complaints	8	107	147	171	143	148
Assist Fire Department / EMS	32	373	426	444	388	339
Assist Other Law Enforcement Agencies	1	59	89	94	81	59
Assist the Public	9	80	105	77	106	93
City Ordinance Violations	3	57	34	374	420	386
construction 1    nuisance 1    PODS 1						
Criminal Trespass Warning	1	11	10	5	7	0
Deceased Person / Natural / Unattended	1	23	15	20	17	22
Disturbance / Keep the Peace	6	71	46	59	56	81
Emergency Detention	0	12	9	4	10	13
Health & Safety Violations	0	0	0	0	0	0
Information Reports	12	127	164	213	195	176
Missing Person / Runaway	0	3	4	0	1	2
Recovered Property / Found Property	1	11	9	8	21	28
Suspicious Activity, Circumstances, Persons, Vehicles	12	154	194	214	285	288
Traffic Hazard	2	21	72	47	49	62
Welfare Concern	6	48	65	58	52	38
911 Hang-up Calls	20	217	199	185	188	132
<b>Total Non-Criminal Calls Handled</b>	<b>156</b>	<b>1813</b>	<b>2175</b>	<b>2547</b>	<b>2636</b>	<b>2472</b>
<b>Officer Initiated Contacts</b>						
Community Policing Contacts / Crime Prevention	68	899	1496	2620	2630	3817
Out of Town / Patrol-By Reports	22	211	430	410	480	551
<b>Total Officer Initiated Contacts</b>	<b>90</b>	<b>1110</b>	<b>1926</b>	<b>3030</b>	<b>3110</b>	<b>4368</b>

There was no reported gang activity for December 2020. For 2020 there have been no reported gang activity.

**Criminal Calls**



**Non Criminal Calls**



## December 2020 Breakdown

### Arrest of Wanted Person

1. 4500 blk. Lockhill-Selma Road - Bexar County warrant

### Criminal Mischief

1. 4400 blk. Lockhill-Selma Road - window damage

### DWI

1. 4100 blk. Pond Hill Road - driving under the influence while possessing firearm  
2. 100 blk. Ripple Creek Road - driving while under the influence

### Fraud

1. 4400 blk. Lockhill-Selma Road - forged check(s)

### MIP

1. 16300 blk. N.W. Military Hwy. - MIP tobacco products

### Narcotics (class C)

1. 15900 blk. N.W. Military Hwy. - possession of drug paraphernalia & MIP tobacco prod

### Theft

1. 3100 blk. Napier Park - theft of lumber from construction site

Mileage	December	2020	2019	2018	2017	2016
Total Monthly / Annual Mileage	15307	187452	146935	144563	144779	151041

## December 2020

Officer	A	B	C	D	E	F	G	H	I	J	K	L	M	N	O	Grand Total
Warnings	11	0	4	0	16	31	0	6	0	2	1	6	0	0	1	78
Citations	10	0	0	0	23	22	1	0	1	1	0	10	0	0	0	68
Cases	11	7	20	12	9	15	1	12	5	18	7	3	19	16	4	159
Activity Totals	32	7	24	12	48	68	2	18	6	21	8	19	19	16	5	305
Vehicles Stopped	15	0	4	0	30	28	1	3	1	2	1	9	0	0	1	95
Community Policing	0	0	7	0	0	0	0	29	0	8	0	0	24	0	0	68

Officer	P	Q	R	S	T	U	V	W	X	Y	Z	Total B	Grand Total
---------	---	---	---	---	---	---	---	---	---	---	---	---------	-------------

Dec      2020      2019      2018      2017      2016  
 \_\_\_\_\_  
 Calendar Year

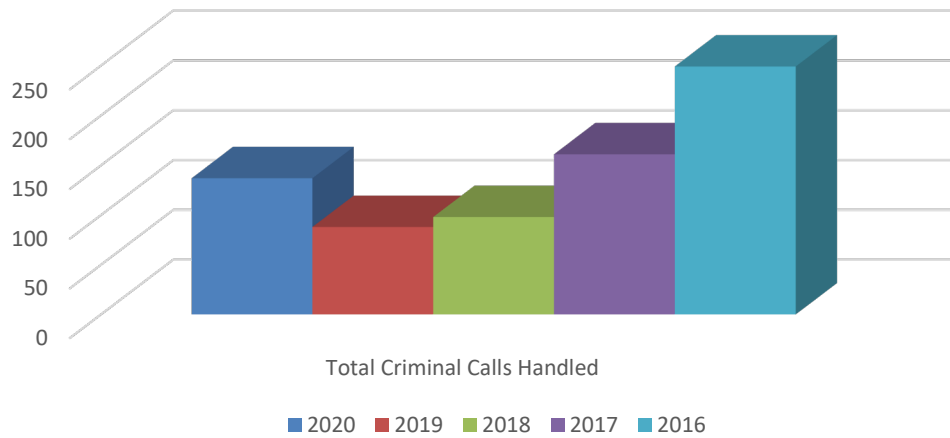
### Criminal Incidents

<b>Total Criminal Calls Handled</b>	<b>8</b>	<b>137</b>	<b>88</b>	<b>98</b>	<b>161</b>	<b>249</b>
-------------------------------------	----------	------------	-----------	-----------	------------	------------

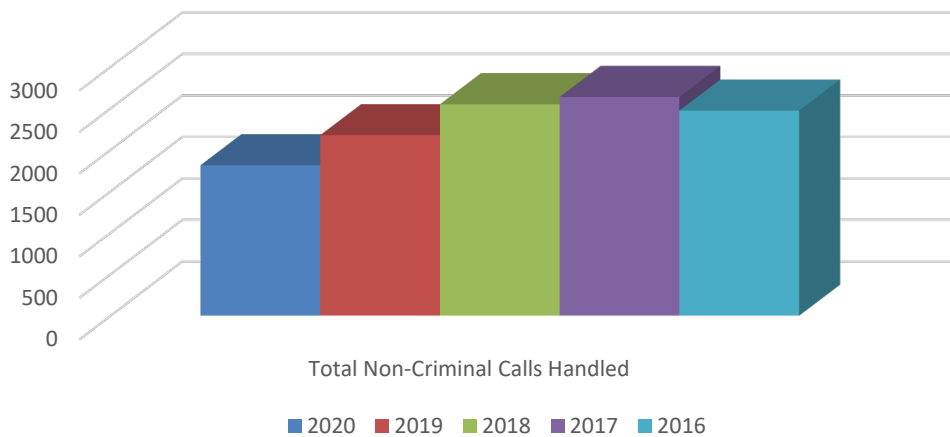
### Non-Criminal Incidents

<b>Total Non-Criminal Calls Handled</b>	<b>156</b>	<b>1813</b>	<b>2175</b>	<b>2547</b>	<b>2636</b>	<b>2472</b>
---	------------	-------------	-------------	-------------	-------------	-------------

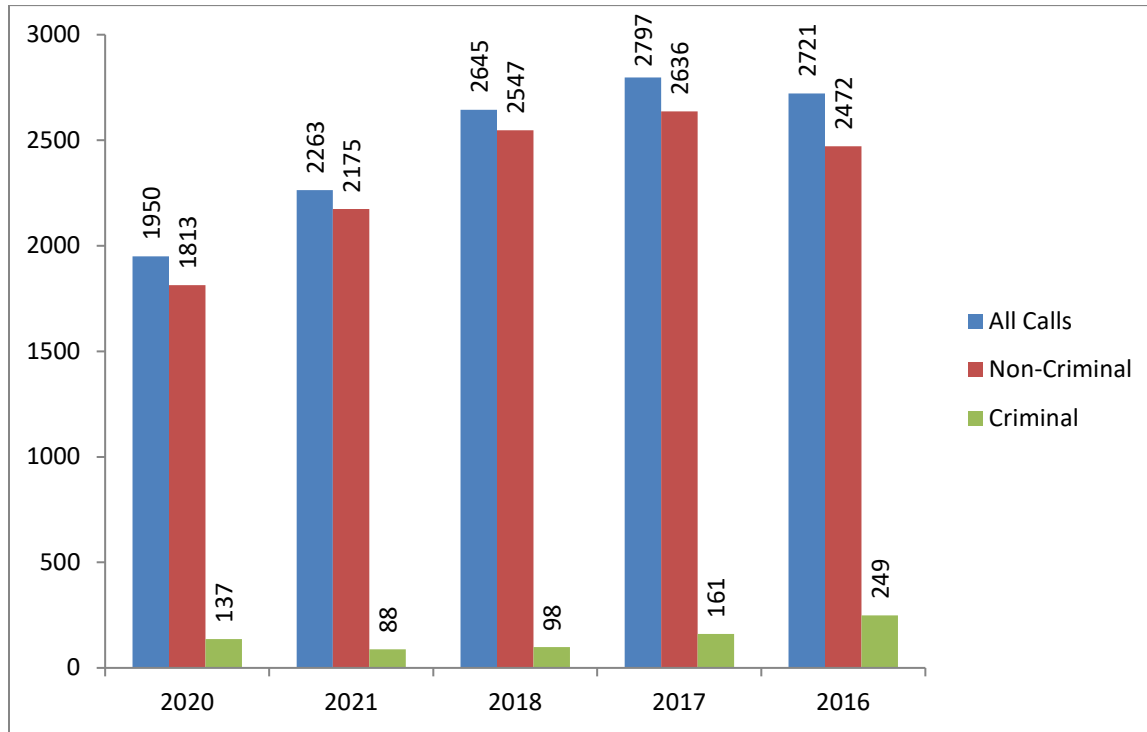
Criminal Calls



Non Criminal Calls

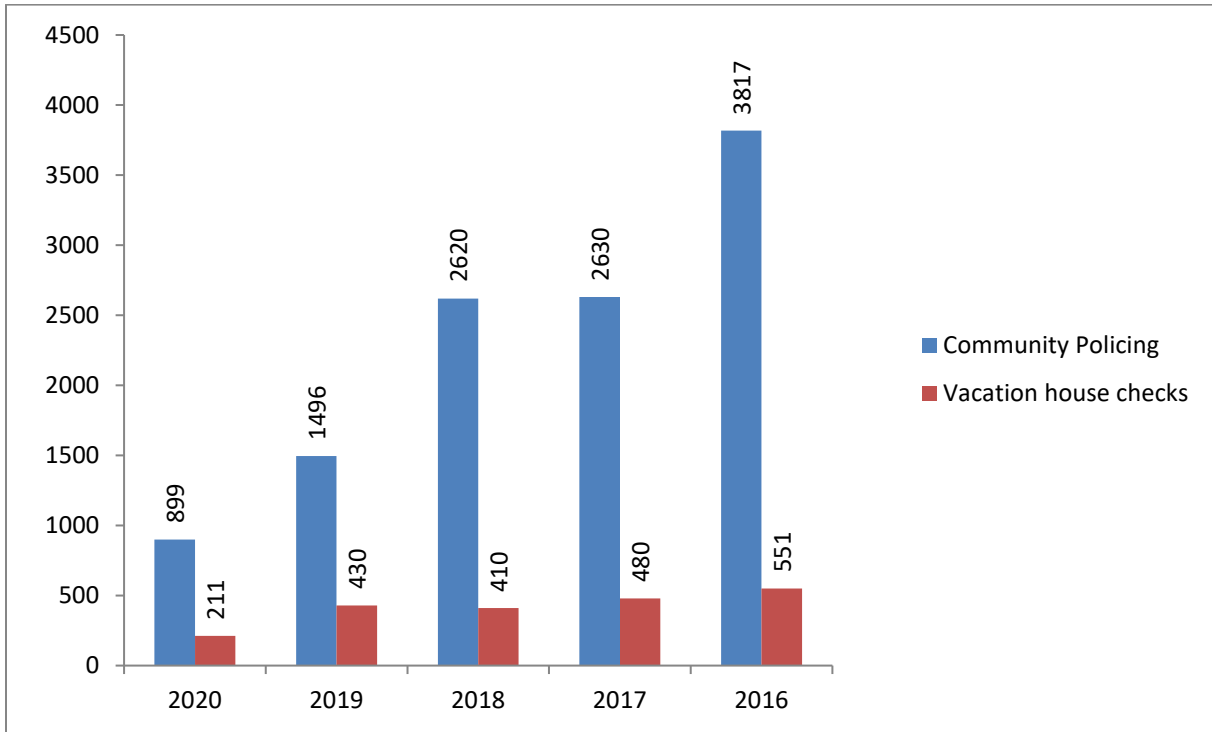


## Comparison of number of calls for service 2020 – 2016





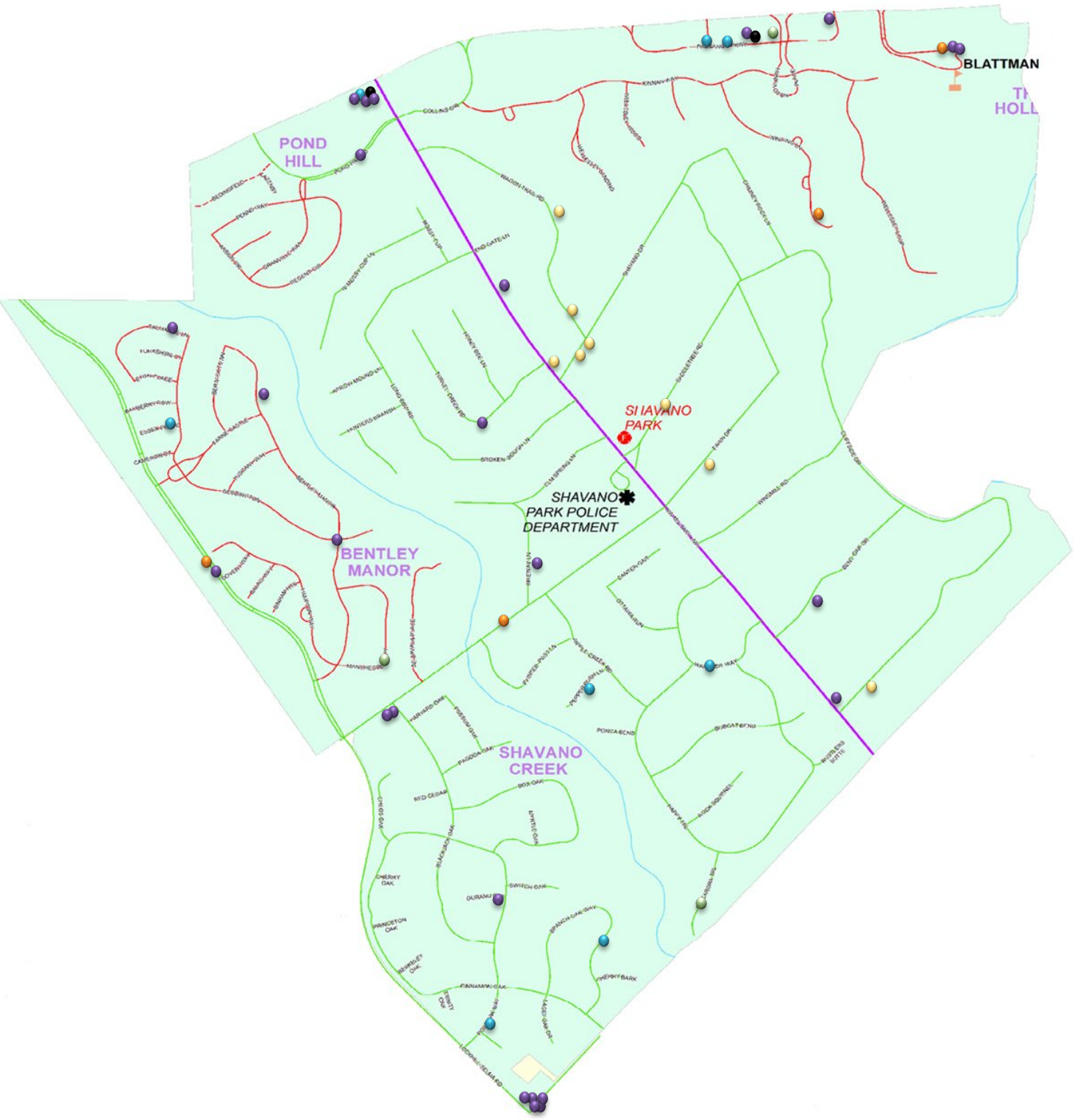
## Officer Initiated Community Policing / Crime Prevention



# Shavano Park Police Department 2020 Crime Report

- = Theft (24)
- = Theft of MV (3)
- = Theft of Mail (8)
- = Burglary of Vehicle (8)
- = Burglary of Building (4)
- = Burglary of Habitation (0)
- = Robbery (2)

*Dots do not show actual location, only street on which offense occurred*

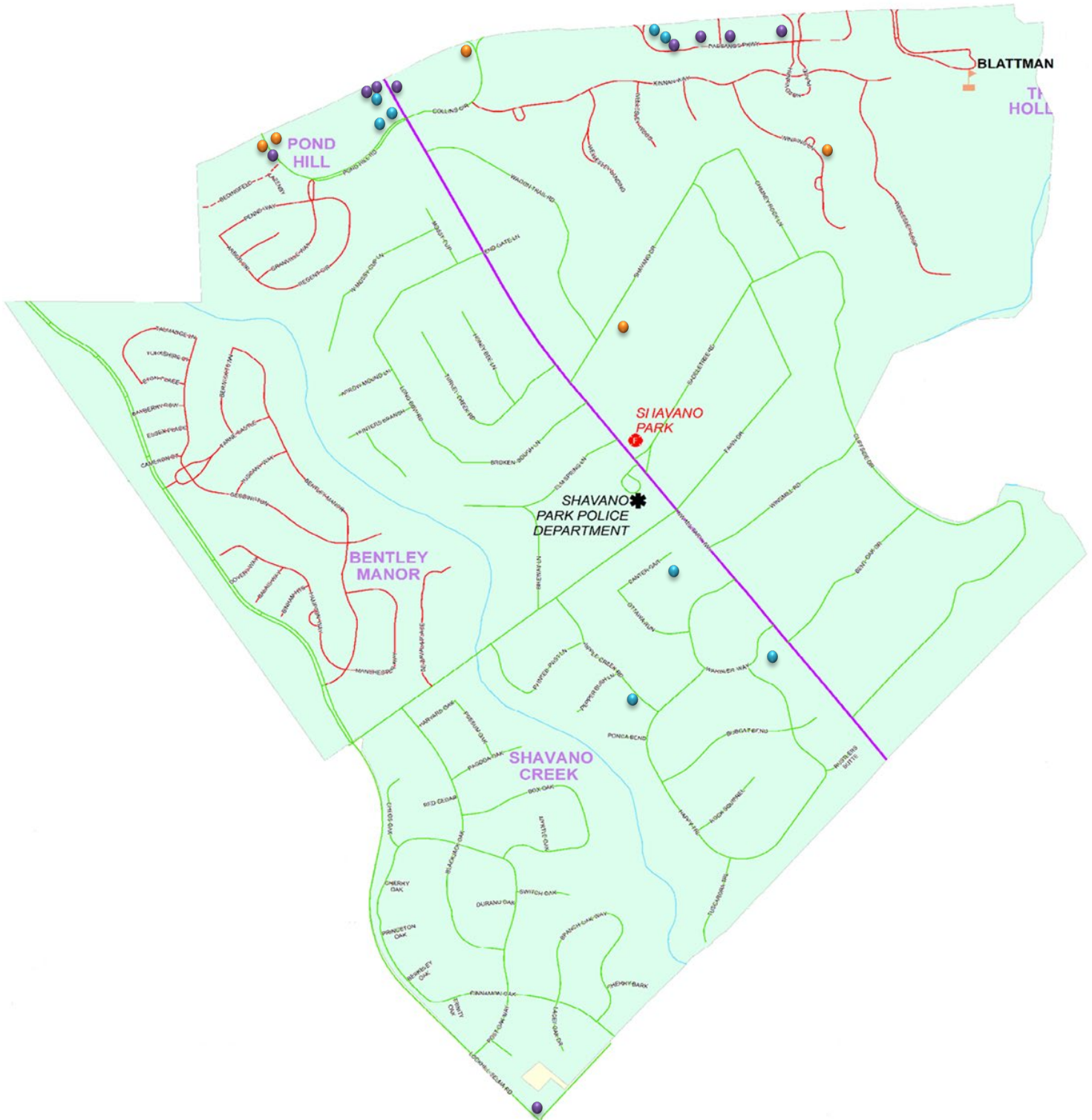


# Shavano Park Police Department

## 2019 Crime Report

- = Theft (9)
- = Burglary of vehicle (8)
- = Burglary of building (5)
- = Burglary of habitation (0)

*Dots do not show actual location, only street on which offense occurred*

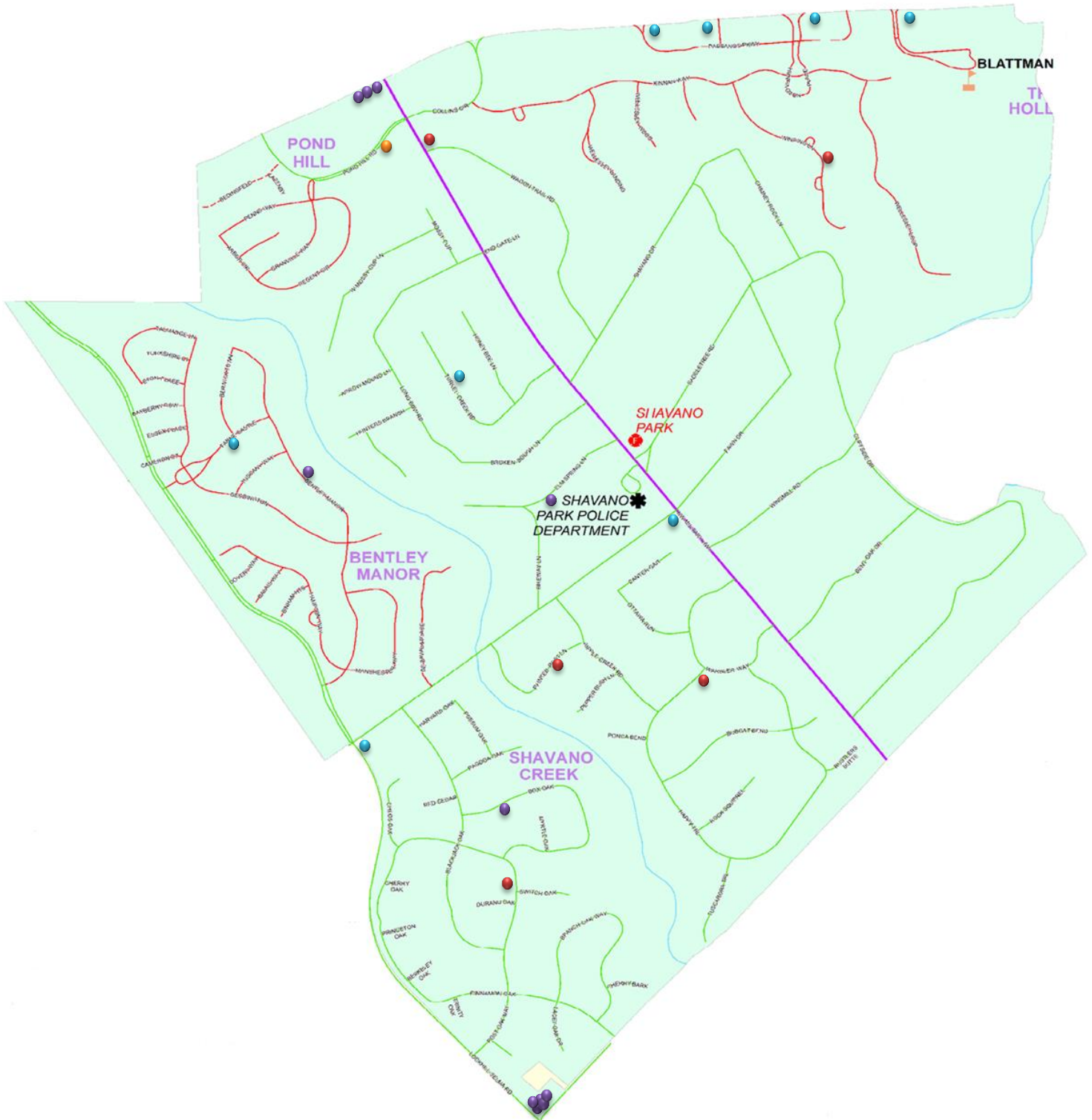


# Shavano Park Police Department

## 2018 Crime Report







- = Theft (11)
- = Burglary of vehicle (8)
- = Burglary of building (1)
- = Burglary of habitation (5)

*Dots do not show actual location, only street on which offense occurred*

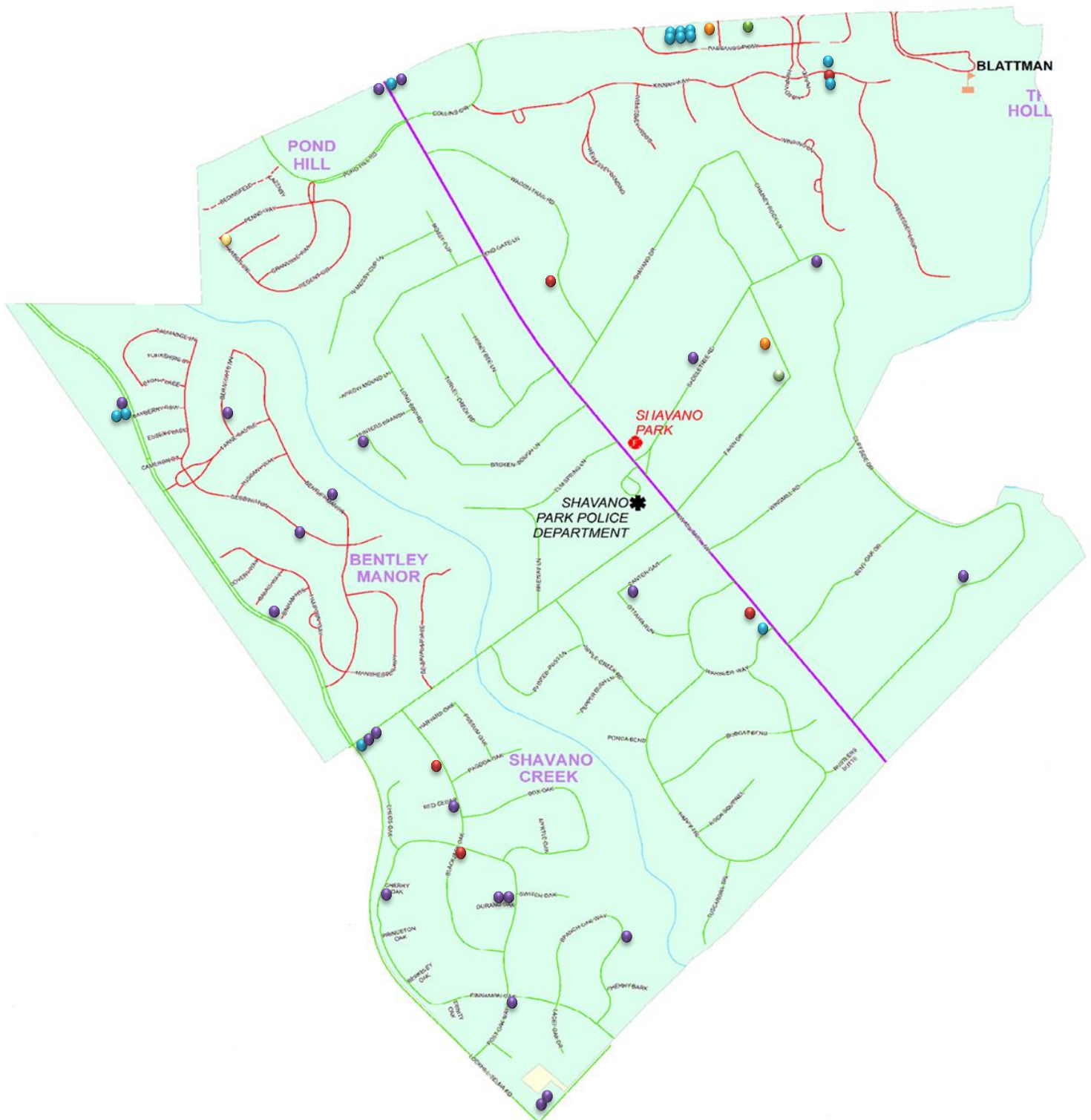




## 2017 Crime Report

-  = Theft (22)
-  = Theft of MV (2)
-  = Theft of Mail (1)
-  = Burglary of vehicle (13)
-  = Burglary of building (3)
-  = Burglary of habitation (4)

*Dots do not show actual location, only street on which offense occurred*



# Shavano Park Police Department 2016 Crime Report

- = Theft
- = Burglary of vehicle
- = Burglary of building
- = Burglary of habitation

*Dots do not show actual location, only street on which offense occurred*

