

**CITY OF SIKESTON
SIKESTON, MISSOURI**

*** * ***

**ANNUAL FINANCIAL STATEMENTS
Year Ended June 30, 2013**

**CITY OF SIKESTON
SIKESTON, MISSOURI
ANNUAL FINANCIAL REPORT
Year Ended June 30, 2013**

TABLE OF CONTENTS

INTRODUCTORY SECTION

Title Page
Table of Contents

FINANCIAL SECTION

	<u>Exhibit</u>	<u>Page</u>
Independent Auditor's Report		1-3
Letter of Transmittal - Management's Discussion and Analysis		4
Management's Discussion and Analysis		5-15
Statement of Net Assets	1	16-17
Statement of Activities	2	18-19
Balance Sheet - Governmental Funds	3	20
Reconciliation of the Balance Sheet to the Statement of Net Assets	4	21
Statement of Revenues, Expenditures, and Changes in Fund Balances - Governmental Funds	5	22
Reconciliation of the Statement of Revenues, Expenditures, and Changes in Fund Balances of Governmental Funds to the Statement of Activities	6	23
Financial Statements of Individual Funds:	<u>Schedule</u>	
General Fund:		
Balance Sheet	A-1	24
Statement of Revenues, Expenditures, and Changes in Fund Balance - Budget (GAAP Basis) and Actual	A-2	25-26
Statement of Revenues, Compared to Budget (GAAP Basis)	A-3	27-28
Statement of Expenditures, Compared to Budget (GAAP Basis)	A-4	29-40
Sales Tax Trust Special Revenue Fund		
Balance Sheet	A-5	41
Statement of Revenues, Expenditures, and Changes in Fund Balance - Budget (GAAP Basis) and Actual	A-6	42

	<u>Schedule</u>	<u>Page</u>
Transportation Sales Tax Special Revenue Fund		
Balance Sheet	A-7	43
Statement of Revenues, Expenditures, and Changes in Fund Balance - Budget (GAAP Basis) and Actual	A-8	44-45
60/61 T.I.F. District Special Revenue Fund		
Balance Sheet	A-9	46
Statement of Revenues, Expenditures, and Changes in Fund Balance - Budget (GAAP Basis) and Actual	A-10	47
Notes to Financial Statements		48-68
Nonmajor Fund Combining Balance Sheet	B-1	69
Nonmajor Funds Combining Statements of Revenues, Expenditures, and Changes in Fund Balance	B-2	70
Sikeston Area Higher Education Sales Tax Trust Fund		
Balance Sheet	B-3	71
Statement of Revenues, Expenditures, and Changes in Fund Balance - Budget (GAAP Basis) and Actual	B-4	72
Economic Development Special Revenue Fund		
Balance Sheet	B-5	73
Statement of Revenues, Expenditures, and Changes in Fund Balance - Budget (GAAP Basis) and Actual	B-6	74-75
Essex Property		
Balance Sheet	B-7	76
Statement of Revenues, Expenditures, and Changes in Fund Balance - Budget (GAAP Basis) and Actual	B-8	77
Park Special Revenue Fund		
Balance Sheet	B-9	78
Statement of Revenues, Expenditures, and Changes in Fund Balance - Budget (GAAP Basis) and Actual	B-10	79-80
Municipal Court Fund		
Balance Sheet	B-11	81
Statement of Revenues, Expenditures, and Changes in Fund Balance - Budget (GAAP Basis) and Actual	B-12	82-83
Library Special Revenue Fund		
Balance Sheet	B-13	84
Statement of Revenues, Expenditures, and Changes in Fund Balance - Budget (GAAP Basis) and Actual	B-14	85-86

	<u>Schedule</u>	<u>Page</u>
Tourism Tax Trust Fund		
Balance Sheet	B-15	87
Statement of Revenues, Expenditures, and Changes in Fund Balance - Budget (GAAP Basis) and Actual	B-16	88
Rodeo Trust Fund		
Balance Sheet	B-17	89
Statement of Revenues, Expenditures, and Changes in Fund Balance - Budget (GAAP Basis) and Actual	B-18	90
E-911 Fund		
Balance Sheet	B-19	91
Statement of Revenues, Expenditures, and Changes in Fund Balance - Budget (GAAP Basis) and Actual	B-20	92
Capital Improvements Sales Tax Special Revenue Fund		
Balance Sheet	B-21	93
Statement of Revenues, Expenditures, and Changes in Fund Balance - Budget (GAAP Basis) and Actual	B-22	94-95
Statement of Expenditures, Compared to Budget (GAAP Basis)	B-23	96-97
Main/Malone T.I.F. District Special Revenue Fund		
Balance Sheet	B-24	98
Statement of Revenues, Expenditures, and Changes in Fund Balance - Budget (GAAP Basis) and Actual	B-25	99
Community Development Block Grants Special Revenue Fund		
Balance Sheet	B-26	100
Statement of Revenues, Expenditures, and Changes in Fund Balance - Budget (GAAP Basis) and Actual	B-27	101
Sikeston Economic Development Corporation		
Balance Sheet	B-28	102
Statement of Revenues, Expenditures, and Changes in Fund Balance - Budget (GAAP Basis) and Actual	B-29	103

REPORTS

Report on Internal Control Over Financial Reporting and on Compliance and Other Matters Based on an Audit of Financial Statements Performed in Accordance With Government Auditing Standards	104-105
Independent Auditor's Report on Compliance for Each Major Program and on Internal Control Over Compliance Required by OMB Circular A-133	106-107
Schedule of Expenditures of Federal Awards	108
Schedule of Findings and Questioned Costs	109

BUCHER, ESSNER AND MILES, L.L.C.

CERTIFIED PUBLIC ACCOUNTANTS
205 West Malone Ave Suite H – P.O. Box 745
Sikeston, Missouri 63801

JAMES H. BUCHER, C.P.A. (1920-1999)
JAMES G. BUCHER, C.P.A.
ROBERT P. ESSNER, C.P.A.
JEFFREY J. MILES, C.P.A.

Telephone (573) 471-5101
Fax (573) 471-5114
December 11, 2013

Members of
American Institute and
Missouri Society of C.P.A.'s

INDEPENDENT AUDITOR'S REPORT

Honorable Mayor, Members of the
City Council, and City Manager
City of Sikeston
Sikeston, Missouri

Report on the Financial Statements

We have audited the accompanying financial statements of the governmental activities, the blended component unit, each major fund, and the aggregate remaining fund information of the City of Sikeston, Missouri, as of and for the year ended June 30, 2013, and the related notes to the financial statements, which collectively comprise the City's basic financial statements as listed in the table of contents.

Management's Responsibility for the Financial Statements

Management is responsible for the preparation and fair presentation of these financial statements in accordance with accounting principles generally accepted in the United States of America; this includes the design, implementation, and maintenance of internal control relevant to the preparation and fair presentation of financial statements that are free from material misstatement, whether due to fraud or error.

Auditor's Responsibility

Our responsibility is to express opinions on these financial statements based on our audit. We conducted our audit in accordance with auditing standards generally accepted in the United States of America and the standards applicable to financial audits contained in *Government Auditing Standards*, issued by the Comptroller General of the United States. Those standards require that we plan and perform the audit to obtain reasonable assurance about whether the financial statements are free from material misstatement.

An audit involves performing procedures to obtain audit evidence about the amounts and disclosures in the financial statements. The procedures selected depend on the auditor's judgment, including the assessment of the risks material misstatement of the financial statements, whether due to fraud or error. In making those risk assessments, the auditor considers internal control relevant to the entity's preparation and fair presentation of the financial statements in order to design audit procedures that are appropriate in the circumstances, but not for the purpose of expressing an opinion on the effectiveness of the entity's internal control. Accordingly, we express no such opinion. An audit also includes evaluating the appropriateness of accounting policies used and the reasonableness of significant accounting estimates made by management, as well as evaluating the overall presentation of the financial statements.

We believe that the audit evidence we have obtained is sufficient and appropriate to provide a basis for our audit opinions.

Opinions

In our opinion, the financial statements referred to above present fairly, in all material respects, the respective financial position of the governmental activities, the blended component unit, each major fund, and the aggregate remaining fund information of the City of Sikeston, Missouri, as of June 30, 2013, and the respective changes in financial position and the respective budgetary comparison for the year then ended in accordance with accounting principles generally accepted in the United States of America.

Other Matters

Required Supplementary Information

Accounting principles generally accepted in the United States of America require that the management's discussion and analysis and budgetary comparison information on pages 4 through 14 and 76 through 101 be presented to supplement the basic financial statements. Such information, although not a part of the basic financial statements, is required by the Governmental Accounting Standards Board, who considers it to be an essential part of financial reporting for placing the basic financial statements in an appropriate operational, economic, or historical context. We have applied certain limited procedures to the required supplementary information in accordance with auditing standards generally accepted in the United States of America, which consisted of inquiries of management about the methods of preparing the information and comparing the information for consistency with management's responses to our inquiries, the basic financial statements, and other knowledge we obtained during our audit of the basic financial statements. We do not express an opinion or provide any assurance on the information because the limited procedures do not provide us with sufficient evidence to express an opinion or provide any assurance.

Other Information

Our audit was conducted for the purpose of forming opinions on the financial statements that collectively comprise the City of Sikeston, Missouri's basic financial statements. The introductory section, combining and individual nonmajor fund financial statements, and statistical section, are presented for purposes of additional analysis and are not a required part of the basic financial statements. The schedule of expenditures of federal awards is presented for purposes of additional analysis as required by U.S. Office of Management and Budget Circular A-133, *Audits of States, Local Governments, and Non-Profit Organizations*, and is also not a required part of the basic financial statements.

The combining and individual nonmajor fund financial statements and the schedule of expenditures of federal awards are the responsibility of management and were derived from and relate directly to the underlying accounting and other records used to prepare the basic financial statements. Such information has been subjected to the auditing procedures applied in the audit of the basic financial statements and certain additional procedures, including comparing and reconciling such information directly to the underlying accounting and other records used to prepare the basic financial statements or to the basic financial statements themselves, and other additional procedures in accordance with auditing standards generally accepted in the United States of America. In our opinion, the combining and individual nonmajor fund financial

statements and the schedule of expenditures of federal awards are fairly stated in all material respects in relation to the basic financial statements as a whole.

The introductory section has not been subjected to the auditing procedures applied in the audit of the basic financial statements and, accordingly, we do not express an opinion or provide any assurance on them.

Other Reporting Required by Government Auditing Standards

In accordance with *Government Auditing Standards*, we have also issued our report dated December 11, 2013, on our consideration of the City of Sikeston's internal control over financial reporting and our tests of its compliance with certain provisions of laws, regulations, contracts, and grant agreements and other matters. The purpose of that report is to describe the scope of our testing of internal control over financial reporting and compliance and the results of that testing, and not to provide an opinion on internal control over financial reporting or on compliance. That report is an integral part of an audit performed in accordance with *Government Auditing Standards* in considering City of Sikeston's internal control over financial reporting and compliance.

Bucher, Essner & Miles, L.L.C.

BUCHER, ESSNER and MILES, L.L.C.
Sikeston, Missouri



MANAGEMENT'S DISCUSSION AND ANALYSIS

The City of Sikeston has adopted the new reporting model as required by the Governmental Accounting Standards Board. The government-wide financial statements include statements of net assets and activities broken down by governmental activities. These statements present all assets, liabilities, revenues, expenses and net assets on the accrual.

However, the general fund and special revenue fund financial statements, primarily for budgeting purposes, present only current assets, liabilities, revenues, "expenditures", other financing sources, and fund balance on the modified accrual basis. The fund balance is reconciled to net assets as shown on the government wide statements under the governmental activities column.

FINANCIAL HIGHLIGHTS

- Net assets increased by \$3.1 million or 13.4% during the year.
- Capital Assets were acquired at a cost of \$5.9 million during the year, which includes \$4 million for the Brown Shoe building.
- Loan proceeds of \$1.5 million were received for the DPS Headquarters building during the year.

Carroll Couch, Acting City Manager
December 11, 2013



**CITY OF SIKESTON
SIKESTON, MISSOURI
MANAGEMENT'S DISCUSSION AND ANALYSIS**

As financial management of the City of Sikeston's government, we offer readers of this financial statement an overview and analysis of the financial activities of the City of Sikeston. This narrative is designed to assist the reader in focusing on significant financial issues, identify changes in the government's financial position, identify any material deviations from the approved budget documents, and identify individual fund issues or concerns.

The Management's Discussion and Analysis (MD&A) is designed to focus on the current year's activities, resulting changes and currently known facts. It should be read in conjunction with the Letter of Transmittal and the financial statements that begin with Exhibit 1.

FINANCIAL HIGHLIGHTS

- Assets of the City of Sikeston exceeded its liabilities at the close of the most recent fiscal year by \$26.3 million (net assets). Of this amount, \$4.46 million (unrestricted net assets) may be used to meet the government's ongoing obligation to citizens and creditors.
- As of the close of the current fiscal year, the City of Sikeston reported combined ending fund balances of \$9.05 million, an increase of \$183 thousand in comparison with the prior year. Approximately 45.8% of this total amount, \$4.14 million, is available for spending at the City of Sikeston's discretion (unassigned fund balance).
- At June 30, 2013, unassigned fund balance for the general fund was \$4.14 million, or 44.2% of total 2013 general fund expenditures. Unassigned fund balance for the general fund was 56.1% of total general fund revenues for the fiscal year ended June 30, 2013.

OVERVIEW OF THE FINANCIAL STATEMENTS

Management's Discussion and Analysis introduces the City's basic financial statements. The basic financial statements include: (1) government-wide financial statements, (2) fund financial statements, and (3) notes to the financial statements. The City also includes in this report additional information to supplement the basic financial statements.

Government-Wide Financial Statements

The government-wide financial statements (see Exhibit 1 and 2) are designed to be similar to private-sector business in that all governmental activities are consolidated into columns which add to a total for the primary government. These statements, for the first time, combine governmental fund's current financial resources with capital assets and long-term obligations.

The Statement of Net Assets (Exhibit 1) presents information on all the government's assets and liabilities, with the difference between the two reported as net assets. Over time, changes in net assets may serve as a useful indicator of whether the financial position of the City of Sikeston is improving or deteriorating.

The Statement of Activities (Exhibit 2) presents information showing how the government's net assets changed during the most recent fiscal year. All changes in net assets are reported as soon as the underlying event giving rise to the change occurs, regardless of the timing of the related cash flows. Thus, revenues and expenses are reported in this statement for some items that will only result in cash flows in future fiscal periods. For example, uncollected taxes and earned but unused vacation leave result in cash flows for future periods. The focus of the Statement of Activities is on both the gross and net cost of various activities which are provided by the government's general tax and other revenues. This is intended to summarize information and simplify the user's analysis of the cost of various governmental services.

The governmental activities reflect the City of Sikeston's basic services including public safety (fire, law enforcement, communications), general administrative services, (executive, legislative, judicial), public works (street and road maintenance), library services and park services. These services are financed primarily with taxes.

Fund Financial Statements

A fund is a grouping of related accounts that is used to maintain control over resources that have been segregated for specific activities or objectives. Traditional users of governmental financial statements will find the fund financial statements presentation more familiar. The focus is now on major funds, rather than generic fund types.

Governmental Funds are used to account for essentially the same functions reported as governmental activities in the government-wide financial statements. The Governmental Major Funds (See Exhibits 3 and 5) presentation is presented on a sources and uses of liquid resources basis. This is the manner in which the financial plan is typically developed excluding certain timing differences between the budget basis and the generally accepted accounting principle (GAAP) basis. Unlike the government-wide financial statements, governmental fund financial statements focus on near-term outflows of spendable resources, as well as on balances of spendable resources available at the end

of the fiscal year. Such information may be useful in evaluating a government's current financing requirements. The City of Sikeston has presented the general fund, sales tax trust fund, transportation sales tax fund and the 60/61 T.I.F. district fund as major funds. All nonmajor governmental funds are presented in one column, titled Nonmajor Governmental Funds. Combining financial statements of the nonmajor funds can be found in the Combining and Individual Fund Statements and Schedules that follow the basic financial statements.

Infrastructure Assets

General capital assets including land, improvements to land, easements, buildings, equipment, infrastructure, and all other tangible assets that are used in operations and that have initial lives greater than one year and exceed the government's capitalization threshold have been capitalized (see Note 1.E.3.). The City of Sikeston has capitalized all purchased general capital assets. Infrastructure assets have not been capitalized in this financial presentation for years prior to July 1, 2003. Donated governmental activities infrastructure accepted into the City of Sikeston maintenance during fiscal year 2004 and after have been capitalized.

Notes to the Financial Statements

The notes provide additional information that is essential to a full understanding of the data provided in the government-wide and fund financial statements. The notes to the financial statements are a required part of the basic financial statements and can be found in this report.

Other Information

In addition to the basic financial statements and accompanying notes, this report also presents certain required supplementary information. The combining statements referred to earlier in connection with the nonmajor governmental funds are included in Schedule B-1 through Schedule B-2 of the report.

Government-Wide Financial Analysis

The following table reflects the condensed Statement of Net Assets for 2013 and 2012:

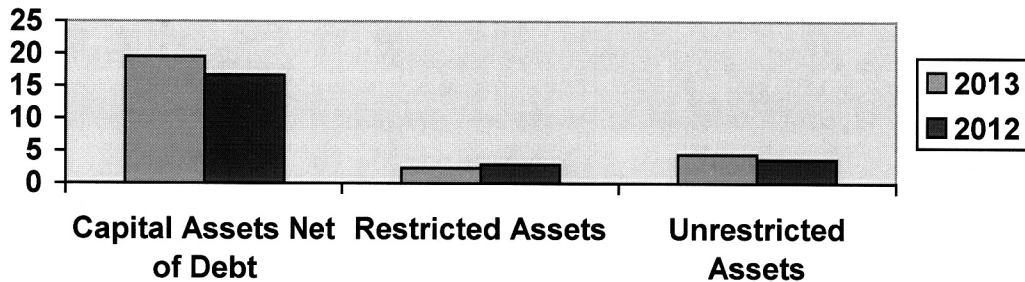
CITY OF SIKESTON
STATEMENT OF NET ASSETS
June 30, 2013 and 2012
(in millions)

	2013	2012
Assets:		
Current and Other Assets	\$ 9.93	\$ 10.46
Capital Assets	23.66	19.46
Total Assets	<u>\$ 33.59</u>	<u>\$ 29.92</u>
Liabilities:		
Current Liabilities	\$ 1.85	\$ 2.41
Non-current Liabilities	5.42	4.31
Total Liabilities	<u>\$ 7.27</u>	<u>\$ 6.72</u>
Net Assets:		
Investment in Capital Assets, Net of Debt	\$ 19.50	\$ 16.65
Restricted	2.36	2.89
Unrestricted	4.46	3.66
Total Net Assets	<u>\$ 26.32</u>	<u>\$ 23.20</u>

For more detailed information see Exhibit 1, the Statement of Net Assets.

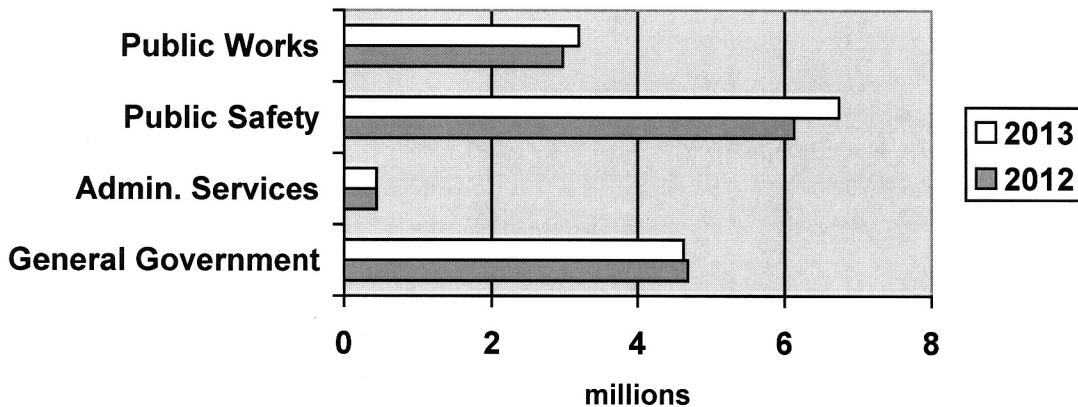
2013 and 2012

Net Assets



Approximately 74.08% and 71.75% of the City's net assets as of June 30, 2013 and 2012, respectively, reflects the government's investment in capital assets (land, buildings, equipment and infrastructure) less any related outstanding debt used to acquire those assets, which are still outstanding. The City uses these capital assets to provide services to citizens; consequently, these assets are not available for future spending. Another 8.98% for 2013 and 12.45% for 2012 of the City's net assets are subject to external restrictions on how they may be used such as sales tax approved by the electorate for specific purposes. The remaining 16.93% for 2013 and 15.79% for 2012 of net assets, referred to as unrestricted, may be used to meet the ongoing obligations of the government to citizens and creditors.

Governmental Functional Expenses




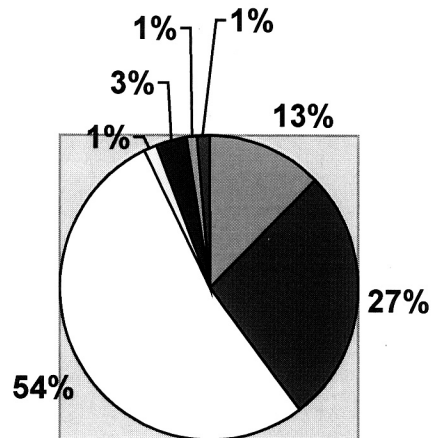
The table below provides a summary of the changes in net assets for the year ended June 30, 2013 and 2012:

CITY OF SIKESTON
CONDENSED STATEMENT OF CHANGES IN NET ASSETS
For the Year Ended June 30, 2013 and 2012
(in millions)

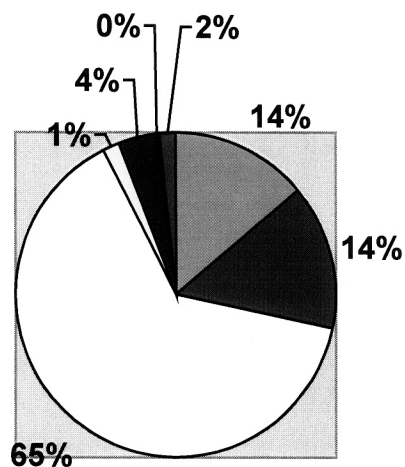
	<u>2013</u>	<u>2012</u>
Revenues:		
Program Revenue:		
Charges for Services	\$ 2.27	\$ 2.25
Operating Grants and Contributions	4.93	2.33
General Revenue:		
Taxes	9.61	10.32
Licenses and Permits	.24	.23
Intergovernmental	.63	.65
Miscellaneous Revenues	.18	.06
Transfers	.25	.25
Total Revenues	<u>\$ 18.11</u>	<u>\$ 16.09</u>
Expenses:		
General Government	\$ 4.62	\$ 4.68
Administrative Services	.44	.44
Public Safety	6.74	6.13
Public Works	3.19	2.97
Transfers	.00	.00
Total Expenses	<u>\$ 14.99</u>	<u>\$ 14.22</u>
(Decrease)Increase in Net Assets	<u>\$ 3.12</u>	<u>\$ 1.87</u>
Net Assets - July 1	23.20	21.33
Net Assets - June 30	<u><u>\$ 26.32</u></u>	<u><u>\$ 23.20</u></u>

The City's net assets increased \$3.12 million during the current fiscal year compared to \$1.87 million increase during the prior year.

Revenues by Source - Governmental Activities 2013



Revenues by Source - Governmental Activities 2012



Financial Analysis of the Government's Funds

As noted earlier, the City uses fund accounting to ensure and demonstrate compliance with finance-related legal requirements.

Governmental Funds: The focus of the City's governmental funds are to provide information on near-term inflows, outflows, and balances of spendable resources. Such information is useful in assessing the City's financing requirements. In particular, unreserved fund balance may serve as a useful measure of a government's net resources available for spending at the end of the fiscal year.

As of the end of the current fiscal year, the primary government's governmental funds reported combined ending fund balances of \$9.05 million, an increase of \$183 thousand in comparison with the prior year. Approximately 45.8% of this total amount (\$4.14 million) constitutes unassigned fund balance, which is available for spending at the government's discretion. The remainder of fund balance is nonspendable, restricted, committed, or assigned to indicate that it is not available for new spending because it has already been committed and/or is a restricted revenue required to be used for a specific purpose.

The general fund is the chief operating fund of the City of Sikeston. At the end of the current fiscal year, unassigned fund balance of the general fund was \$4.14 million, while total fund balance reached \$4.17 million. Compared with total fund balance of \$3.98 million at the end of 2012, fund balance increased approximately \$.19 million during 2013.

General Fund Budgetary Highlights

The original adopted appropriations for the general fund budget for fiscal year 2013 was approximately \$9.56 million. There were budget amendments that increased the appropriations budgeted to \$9.68 million. This was a decrease of approximately \$173 thousand over the previous year's budget.

Material differences between the actual results and budgeted amounts in the general fund are as follows:

- Total revenues exceeded budget by approximately \$48 thousand. The telephone franchise tax collected exceeded budget by approximately \$35 thousand. General sales tax was under the budget by approximately \$71 thousand.
- Total expenditures were under appropriations by approximately \$306.1 thousand, mainly due to general government being under budget by approximately \$302.1 thousand and public works which was under budget by approximately \$63 thousand.

Capital Asset and Debt Administration

Capital Assets: The City's investment in capital assets for its governmental activities as of June 30, 2013, amounts to \$23.7 million (net of accumulated depreciation). This investment in capital assets includes land, buildings, infrastructure, and equipment. The total increase in the City's investment in capital assets for the current fiscal year was \$4.2 million (net of accumulated depreciation).

Major capital asset events during the current fiscal year included the following:

- Donation received of Brown Shoe building of \$4 million.
- Construction on new DPS building of \$815 thousand.
- Airport Runway Improvements of \$179 thousand.
- Rose Parkway extension of \$162 thousand.
- 911 network upgrade for \$140 thousand.

CITY OF SIKESTON Capital Assets (Net of Depreciation) June 30, 2013 and 2012 (in millions)

	<u>2013</u>	<u>2012</u>
Land	\$ 3.14	\$ 2.94
Buildings – Construction In Progress	-	4.52
Buildings	15.16	6.71
Equipment	2.05	2.25
Infrastructure	3.31	3.04
Total Assets	<u>\$ 23.66</u>	<u>\$ 19.46</u>

Additional information on the City's capital assets can be found in Note 7.

Long-Term Debt: On September 1, 2004, the City entered into an agreement with Sikeston Acquisitions, Inc. for the redevelopment of the North Main Street and Malone Avenue Redevelopment Area. On January 7, 2005, \$925,000 of tax increment financing notes was issued to Sikeston Acquisitions, Inc. On November 8, 2005, an additional \$689,000 of tax increment financing notes were issued. These notes were all reissued on May 11, 2006. As of June 30, 2013, there are \$1.14 million in tax increment financing

notes outstanding. All notes are secured solely by specified revenue sources from certain payments in lieu of taxes and economic activity taxes generated in the redevelopment area. The obligations of the City with respect to this note terminate on August 31, 2027, whether or not the principal amount or interest has been paid in full.

The City uses capital leases for large capital acquisitions. As of June 30, 2013, the City had the following capital leases; on January 25, 2007, the City entered into a lease-purchase agreement with First State Bank and Trust Company, Inc. to finance the acquisition of a fire pumper. The remaining principal balance as of June 30, 2013 was \$137,234.42. On November 1, 2007, the City entered into a lease-purchase agreement with Regions Equipment Finance Corporation to finance the acquisition of E-911 equipment. The remaining principal balance on the contract as of June 30, 2013 was \$149,158.54.

The City and the Board of Regents of Southeast Missouri State University have entered into an agreement to construct and equip an addition to the Sikeston Area Higher Education Center. On October 27, 2005, the City executed a tax anticipation note of \$1,500,000.00 to First Security State Bank to finance its portion of the project. This note was refinanced on May 11, 2010. The remaining balance as of June 30, 2013 was \$385,507.06.

On June 13, 2012, Sikeston Economic Development Corporation, a blended component unit of the City of Sikeston, entered into an agreement to construct a building to be used by the Sikeston Department of Public Safety. As part of the financing, the Corporation received a loan from the United States Department of Agriculture. The loan is for \$4,186,200.00. On March 27, 2013, an additional loan for \$277,000.00 was received from the United States Department of Agriculture. As of June 30, 2013, draws of \$4,076,085.00 had been received. The balance of these loans at June 30, 2013 was \$3,743,962.34.

During the year ended June 30, 2013, the City increased its long-term debt \$1,086,544.49. Draws of \$1,498,185.00 were made on the tax anticipation debt for the new DPS building. A principal payment of \$105,931.19 was paid on the notes to the United States Department of Agriculture. Tax increment financing notes of \$65,435.55 were paid. Lease-purchase debts of \$173,923.49 were paid. Tax anticipation debt of \$52,881.51 for the Sikeston Area Higher Education Center was paid in the fiscal year just completed. The liability for compensated absences was decreased \$13,468.77.

Economic Factors and Next Year's Budget and Rates

For the ninth consecutive year annual revenues from the one percent sales tax, adopted in 2004, are below projected levels. This revenue shortfall coupled with higher costs of doing business and recovery costs associated with the natural disasters Sikeston experienced in 2008, 2009 and spring of 2011 have negatively impacted the City's financial reserves.

In August 2013 the City Council asked the voters to continue the one percent sales tax established in 2004. The voters approved this extension.

The FY-14 budget has been prepared in keeping with the commitments made to taxpayers upon passage of the one percent sales tax in 2004 to provide: 1) funding for the expansion of the SEMO University – Sikeston Campus (formerly SAHEC) facilities; 2) funding for Land Clearance Redevelopment Authority operations; and 3) funding for Sikeston Department of Public Safety staffing and operations, and 911 functions.

The FY-14 budget authorizes 120 full-time, 7 part-time and 30 seasonal positions. Full staffing of the Department of Public Safety has been approved (Authorized staffing for all DPS operations totals 80 full-time and 5 part-time employees). The LCRA Summer Mowing Program will employ 20 grounds maintenance personnel with 4 supervisors. No cost-of-living increase has been budgeted for City personnel during FY-14.

\$600,000 has been earmarked for street and storm water drainage improvements in FY-14. City staff will continue to monitor federal and state programs to identify and acquire grant monies for projects the City is unable to fund through local tax revenues.

Of the total \$539,550 FY-14 capital improvement budget, \$340,000 is appropriated for Public Safety purchases. These include the routine replacement of Public Safety pursuit vehicles, weapons, and bullet-proof vests, as well as Fire Division turn-out gear, fire hose replacement and the annual pumper payment. The remaining \$198,800 will fund capital expenditures for the City's remaining four departments.

Every effort is being made to maximize the use of tax dollars, while maintaining appropriate levels of municipal services.

Contacting the City's Financial Management

The financial report is designed to provide a general overview of the City's finances, comply with finance-related laws and regulations, and demonstrate the City's commitment to public accountability. If you have questions about this report or would like to request additional information, contact the City Clerk at 105 E. Center, Sikeston, Missouri 63801.

**CITY OF SIKESTON
SIKESTON, MISSOURI
STATEMENT OF NET ASSETS
June 30, 2013**

EXHIBIT 1

Governmental Activities

ASSETS

Current Assets

Cash on Hand	\$ 5,921.00	
Cash in Bank	5,348,901.25	
Funds Held by Trustee - UMB Bank	35,000.97	
Taxes Receivable - Delinquent (Net of Allowances for Uncollectibles)	88,634.10	
TDD Tax Receivable	1,630.16	
Accounts Receivable	88,510.55	
Accounts Receivable - Franchise Tax	150,893.82	
Sales Tax Receivable	685,555.91	
Grants Receivable	32,954.63	
Investments - Repurchase Agreement	3,000,000.00	
Investments - Certificate of Deposit	300,000.00	
Receivable - Street Assessments	7,239.90	
Loan Receivable - YMCA	30,000.00	
Due from Other Governmental Units	98,802.86	
Due from Other Governmental Units	2,500.00	
Due From Six Thirty Two, LLC	2,500.00	
Workers Compensation Insurance Deposit	31,881.75	
Inventory	11,530.23	
Postage Machine Deposit	<u>3,108.28</u>	
Total Current Assets		\$ 9,925,565.41

Non-current Assets

Capital Assets

Land	\$ 3,144,892.36	
Buildings - Construction in Progress	-	
Buildings, net of accumulated depreciation	15,159,618.33	
Equipment and Other Fixed Assets, net of accumulated depreciation	2,048,091.16	
Infrastructure - Acquired after July 1, 2003, net of accumulated depreciation	<u>3,309,963.35</u>	
Total Non-current Assets		<u>23,662,565.20</u>
Total Assets		\$ <u>33,588,130.61</u>

CITY OF SIKESTON
SIKESTON, MISSOURI
STATEMENT OF NET ASSETS
June 30, 2013

EXHIBIT 1
Continued

Governmental Activities

LIABILITIES AND NET ASSETS

Current Liabilities

Accounts Payable	\$ 205,738.13
Insurance Proceeds Holdback	22,166.50
Municipal Court Bond Posted	13,623.50
Accrued Salaries and Wages	217,262.07
Kenny Rogers Children's Center Payable	205.83
Unreimbursed Medical and Dependent Day Care	8,555.56
I.C.M.A. Retirement Payable	826.98
Due to Other Governmental Units	220,231.83
Due to Chamber of Commerce	137,062.15
Evidence Money	101,189.48
Damage Deposits	12,175.00
Accrued Interest Payable	416,921.86
Tax Increment Financing Notes	157,140.03
Tax Anticipation Notes	161,177.87
Lease-Purchase Agreements Payable	<u>180,616.16</u>
Total Current Liabilities	\$ 1,854,892.95

Non-current Liabilities

Compensated Absences	\$ 358,765.22
Tax Increment Financing Notes	985,252.88
Tax Anticipation Notes	3,968,291.53
Lease-Purchase Agreements Payable	<u>105,776.80</u>
Total Non-current Liabilities	<u>5,418,086.43</u>
Total Liabilities	\$ <u>7,272,979.38</u>

Net Assets

Investment in General Fixed Assets, net of related debt	\$ 19,495,147.75
Restricted for:	
Inventories	11,530.23
Prepays	34,990.03
Loans	30,000.00
Transportation Sales Tax	1,053,723.87
Construction, Debt Service and Depreciation	97,060.14
Airport Improvements	95,072.42
E-911	376,286.87
60/61 T.I.F. District	665,704.19
Unrestricted	<u>4,455,635.73</u>
Total Net Assets	\$ <u><u>26,315,151.23</u></u>

**CITY OF SIKESTON
SIKESTON, MISSOURI
STATEMENT OF ACTIVITIES
For the Year Ended June 30, 2013**

Exhibit 2

Functions/Programs	Program Revenues			
	<u>Expenses</u>	<u>Charges for Services</u>	<u>Operating Grants and Contributions</u>	<u>Net (Expense) Revenue</u>
<u>Governmental Activities:</u>				
<u>General Government</u>				
General Government	\$ 2,205,358.88	\$ 1,430,583.19	\$ 4,000,000.00	\$ 3,225,224.31
City Council	4,906.33	-	-	(4,906.33)
City Manager	516,257.88	-	-	(516,257.88)
City Attorney	59,679.37	-	-	(59,679.37)
Sikeston Area Higher Education	11,613.17	-	-	(11,613.17)
Municipal Court	338,072.10	379,609.06	-	41,536.96
Library	390,577.61	42,940.24	117,005.77	(230,631.60)
Tourism	53,444.25	-	20,845.12	(32,599.13)
Economic Development	248,044.82	73,000.00	-	(175,044.82)
Community Development	273,079.97	-	273,079.97	-
T.I.F. Expense	518,180.93	-	-	(518,180.93)
Total General Government	\$ 4,619,215.31	\$ 1,926,132.49	\$ 4,410,930.86	\$ 1,717,848.04
<u>Administrative Services</u>				
City Clerk	\$ 115,349.66	\$ -	\$ -	\$ (115,349.66)
City Treasurer	182,661.32	-	-	(182,661.32)
City Collector	144,841.80	-	-	(144,841.80)
Total Administrative Services	\$ 442,852.78	\$ -	\$ -	\$ (442,852.78)
<u>Public Safety</u>				
Administration/Detention	\$ 1,700,267.47	\$ 210,294.80	\$ 80,333.32	\$ (1,409,639.35)
Communications	185,864.87	80,000.00	-	(105,864.87)
Police	3,218,340.22	16,057.15	250,631.45	(2,951,651.62)
Fire	1,578,976.94	10,000.00	-	(1,568,976.94)
Emergency Management	59,393.49	-	-	(59,393.49)
Total Public Safety	\$ 6,742,842.99	\$ 316,351.95	\$ 330,964.77	\$ (6,095,526.27)
<u>Public Works</u>				
Director	\$ 18,579.24	\$ -	\$ -	\$ (18,579.24)
Streets	1,939,722.87	78.00	10,711.00	(1,928,933.87)
Garage	104,649.75	-	-	(104,649.75)
LCRA Youth	58,606.69	-	-	(58,606.69)
Planning	255,734.13	-	-	(255,734.13)
Animal Control	70,501.97	-	-	(70,501.97)
Parks and Recreation	617,699.31	24,508.50	1,000.00	(592,190.81)
Airport	124,336.92	4,391.92	170,114.00	50,169.00
Total Public Works	\$ 3,189,830.88	\$ 28,978.42	\$ 181,825.00	\$ (2,979,027.46)
Total Governmental Activities	\$ 14,994,741.96	\$ 2,271,462.86	\$ 4,923,720.63	\$ (7,799,558.47)

**CITY OF SIKESTON
SIKESTON, MISSOURI
STATEMENT OF ACTIVITIES
For the Year Ended June 30, 2013**

Exhibit 2
Continued

Governmental Activities

Net (expense)/revenue (From previous page) \$ (7,799,558.47)

General Revenues

Taxes

Sales Taxes	\$	7,145,289.42		
Property Taxes		1,518,082.52		
Hotel/Motel Taxes		29,058.26		
Franchise Taxes		883,435.66		
Penalties and Interest		<u>38,338.41</u>	\$	9,614,204.27
Licenses and Permits				238,177.52
Intergovernmental				631,155.25
Miscellaneous Revenues				181,339.93
Transfer From Board of Municipal Utilities				<u>250,000.00</u>

Total General Revenues and
Transfers

\$ 10,914,876.97

Change in Net Assets

\$ 3,115,318.50

Net Assets, July 1, 2012

23,199,832.73

Net Assets, June 30, 2013

\$ 26,315,151.23

**CITY OF SIKESTON
SIKESTON, MISSOURI
BALANCE SHEET - GOVERNMENTAL FUNDS
June 30, 2013**

EXHIBIT 3

	General Fund	Sales Tax Trust Fund	Transportation Sales Tax Fund	60/61 T.I.F. District Fund	Nonmajor Governmental Funds	Total Governmental Funds
ASSETS						
Cash on Hand	\$ 5,190.00	\$ -	\$ -	\$ -	\$ 731.00	\$ 5,921.00
Cash in Bank	1,068,695.79	136,062.53	958,825.80	813,894.02	2,371,423.11	5,348,901.25
Funds Held by Trustee - UMB Bank	-	-	-	-	35,000.97	35,000.97
Taxes Receivable - Delinquent (Net of Allowances for Uncollectibles)	44,997.12	-	-	-	43,636.98	88,634.10
TDD Tax Receivable	-	-	-	-	1,630.16	1,630.16
Accounts Receivable	26,510.46	-	16.32	-	61,983.77	88,510.55
Accounts Receivable - Franchise Tax	150,893.82	-	-	-	-	150,893.82
Sales Tax Receivable	274,147.44	274,327.40	137,081.07	-	-	685,555.91
Grants Receivable	-	-	-	-	32,954.63	32,954.63
Investments - Repurchase Agreement	3,000,000.00	-	-	-	-	3,000,000.00
Investments - Certificate of Deposit	-	-	-	-	300,000.00	300,000.00
Receivable - Street Assessments	-	-	7,239.90	-	-	7,239.90
Loan Receivable - YMCA	30,000.00	-	-	-	-	30,000.00
Due From Other Funds	9,829.78	6,247.00	7,294.00	-	43,410.05	66,780.83
Due From Other Governmental Units	-	-	-	72,042.00	26,760.86	98,802.86
Due From Six Thirty Two, LLC	2,500.00	-	-	-	-	2,500.00
Due From Sikeston Hospitality	2,500.00	-	-	-	-	2,500.00
Workers Compensation Insurance Deposit	31,881.75	-	-	-	-	31,881.75
Inventory	11,530.23	-	-	-	-	11,530.23
Postage Machine Deposit	3,108.28	-	-	-	-	3,108.28
Total Assets	\$ 4,661,784.67	\$ 416,636.93	\$ 1,110,457.09	\$ 885,936.02	\$ 2,917,531.53	\$ 9,992,346.24
LIABILITIES AND FUND EQUITY						
Liabilities						
Accounts Payable	\$ 116,613.09	\$ -	\$ 17,299.21	\$ -	\$ 71,825.83	\$ 205,738.13
Insurance Proceeds Holdback	22,166.50	-	-	-	-	22,166.50
Municipal Court Bond Posted	-	-	-	-	13,623.50	13,623.50
Accrued Salaries and Wages	175,664.87	-	11,970.04	-	29,627.16	217,262.07
Kenny Rogers Children's Center Payable	124.00	-	-	-	81.83	205.83
Unreimbursed Medical & Dependent Day Care	8,555.56	-	-	-	-	8,555.56
I.C.M.A. Retirement Payable	581.98	-	25.00	-	220.00	826.98
Due To Other Funds	26,602.24	10,563.00	10,787.55	-	18,828.04	66,780.83
Due to Other Governmental Units	-	-	-	220,231.83	-	220,231.83
Evidence Money	101,189.48	-	-	-	-	101,189.48
Deferred Revenues	36,337.52	-	-	-	41,389.31	77,726.83
Damage Deposits	-	-	-	-	12,175.00	12,175.00
Total Liabilities	\$ 487,835.24	\$ 10,563.00	\$ 40,081.80	\$ 220,231.83	\$ 187,770.67	\$ 946,482.54
Fund Equity						
Fund Balance						
Nonspendable	\$ 30,000.00	\$ -	\$ -	\$ -	\$ -	\$ 30,000.00
Restricted	-	-	1,070,375.29	665,704.19	652,962.31	2,389,041.79
Assigned	-	406,073.93	-	-	2,076,798.55	2,482,872.48
Unassigned	4,143,949.43	-	-	-	-	4,143,949.43
Total Fund Equity	\$ 4,173,949.43	\$ 406,073.93	\$ 1,070,375.29	\$ 665,704.19	\$ 2,729,760.86	\$ 9,045,863.70
Total Liabilities and Fund Equity	\$ 4,661,784.67	\$ 416,636.93	\$ 1,110,457.09	\$ 885,936.02	\$ 2,917,531.53	\$ 9,992,346.24

**CITY OF SIKESTON
SIKESTON, MISSOURI
RECONCILIATION OF THE BALANCE SHEET TO THE STATEMENT OF NET ASSETS
June 30, 2013**

EXHIBIT 4

Fund Balance - total governmental funds	\$	9,045,863.70
Amounts reported for governmental activities in the Statement of Net Assets are different because:		
Capital assets used in governmental activities are not financial resources and therefore are not reported in the governmental funds:		
Governmental capital assets	\$ 40,272,675.88	
Less: Accumulated depreciation	<u>(16,610,110.68)</u>	23,662,565.20
Capital asset obligated to be transferred to outside party		(137,062.15)
Other assets used in governmental activities are not financial resources and therefore are not reported in the governmental funds:		
Deferred revenues reported in the governmental funds are recognized as revenues for the governmental activities		77,726.83
Interest payable used in the governmental activities are not payable from current resources and therefore are not reported in the governmental funds		(416,921.86)
Long-term liabilities are not due and payable in the current year and therefore are not reported in the governmental funds:		
Compensated Absences	\$ (358,765.22)	
Tax Increment Financing Notes	(1,142,392.91)	
Tax Anticipation Notes	(4,129,469.40)	
Lease-Purchase Agreements Payable	<u>(286,392.96)</u>	<u>(5,917,020.49)</u>
Net Assets of Governmental Activities	\$	<u><u>26,315,151.23</u></u>

**CITY OF SIKESTON
SIKESTON, MISSOURI
STATEMENT OF REVENUES, EXPENDITURES, AND CHANGES
IN FUND BALANCES - GOVERNMENTAL FUNDS
Year Ended June 30, 2013**

EXHIBIT 5

	General Fund	Sales Tax Trust Fund	Transportation Sales Tax Fund	60/61 T.I.F. District Fund	Non-Major Governmental Funds	Total Governmental Funds
REVENUES						
Taxes	\$ 4,664,626.84	\$ 2,842,623.14	\$ 1,419,778.93	\$ -	\$ 748,522.67	\$ 9,675,551.58
Licenses and Permits	238,177.52	-	-	-	-	238,177.52
Intergovernmental	822,707.91	-	10,711.00	-	646,896.38	1,480,315.29
Charges for Services	1,493,843.36	-	78.00	-	223,357.04	1,717,278.40
Fines, Forfeits and Costs	-	-	-	-	379,609.06	379,609.06
Rents and Leases	32,572.75	-	-	-	410,403.50	442,976.25
Miscellaneous Revenues	135,982.59	2,435.63	11,611.80	7,400.02	385,586.63	543,016.67
Total Revenues	\$ 7,387,910.97	\$ 2,845,058.77	\$ 1,442,179.73	\$ 7,400.02	\$ 2,794,375.28	\$ 14,476,924.77
EXPENDITURES						
General Government						
General Government	\$ 1,948,855.96	\$ 25,798.00	\$ -	\$ -	\$ 28,212.28	\$ 2,002,866.24
City Council	4,906.33	-	-	-	-	4,906.33
City Manager	515,604.38	-	-	-	-	515,604.38
City Counselor	59,679.37	-	-	-	-	59,679.37
Sikeston Higher Education	-	-	-	-	58,799.75	58,799.75
Municipal Court	-	-	-	-	335,414.55	335,414.55
Library	-	-	-	-	371,430.82	371,430.82
Tourism	-	-	-	-	53,444.25	53,444.25
Economic Development	-	-	-	-	241,439.70	241,439.70
Community Development	-	-	-	-	273,079.97	273,079.97
T.I.F. Expense	-	-	-	410,682.31	124,230.82	534,913.13
Total General Government	\$ 2,529,046.04	\$ 25,798.00	\$ -	\$ 410,682.31	\$ 1,486,052.14	\$ 4,451,578.49
Administrative Services						
City Clerk	\$ 109,111.41	\$ -	\$ -	\$ -	\$ 365.00	\$ 109,476.41
City Treasurer	180,228.35	-	-	-	907.32	181,135.67
City Collector	148,748.76	-	-	-	-	148,748.76
Total Administrative Services	\$ 438,088.52	\$ -	\$ -	\$ -	\$ 1,272.32	\$ 439,360.84
Public Safety						
Administration/Detention	\$ 1,136,689.59	\$ -	\$ -	\$ -	\$ 1,589,576.88	\$ 2,726,266.47
Communications	370,390.94	-	-	-	-	370,390.94
Police	2,863,778.48	-	-	-	251,301.97	3,115,080.45
Fire	1,474,768.44	-	-	-	102,168.66	1,576,937.10
Emergency Management	35,324.32	-	-	-	49,748.00	85,072.32
Total Public Safety	\$ 5,880,951.77	\$ -	\$ -	\$ -	\$ 1,992,795.51	\$ 7,873,747.28
Public Works						
Director	\$ 17,243.83	\$ -	\$ -	\$ -	\$ -	\$ 17,243.83
Streets	9,700.83	-	1,832,312.90	-	162,499.98	2,004,513.71
Garage	117,131.48	-	-	-	-	117,131.48
LCRA Youth	58,606.69	-	-	-	-	58,606.69
Planning	255,995.22	-	-	-	1,304.55	257,299.77
Animal Control	65,708.07	-	-	-	-	65,708.07
Parks and Recreation	-	-	-	-	577,822.57	577,822.57
Airport	-	-	-	-	179,067.47	179,067.47
Total Public Works	\$ 524,386.12	\$ -	\$ 1,832,312.90	\$ -	\$ 920,694.57	\$ 3,277,393.59
Total Expenditures	\$ 9,372,472.45	\$ 25,798.00	\$ 1,832,312.90	\$ 410,682.31	\$ 4,400,814.54	\$ 16,042,080.20
Excess (Deficiency) of Revenues over Expenditures	\$ (1,984,561.48)	\$ 2,819,260.77	\$ (390,133.17)	\$ (403,282.29)	\$ (1,606,439.26)	\$ (1,565,155.43)
OTHER FINANCING SOURCES (USES)						
Operating Transfers In	\$ 2,726,000.04	\$ -	\$ -	\$ -	\$ 548,799.79	\$ 3,274,799.83
Operating Transfers Out	(548,799.79)	(2,706,000.00)	-	-	(20,000.04)	(3,274,799.83)
Other Sources	-	-	-	-	1,748,185.00	1,748,185.00
Total Other Financing Sources (Uses)	\$ 2,177,200.25	\$ (2,706,000.00)	\$ -	\$ -	\$ 2,276,984.75	\$ 1,748,185.00
Excess (Deficiency) of Revenues and Other Sources Over Expenditures and Other Uses	\$ 192,638.77	\$ 113,260.77	\$ (390,133.17)	\$ (403,282.29)	\$ 670,545.49	\$ 183,029.57
FUND BALANCE AT BEGINNING OF YEAR	3,981,310.66	292,813.16	1,460,508.46	1,068,986.48	2,059,215.37	8,862,834.13
FUND BALANCE AT END OF YEAR	\$ 4,173,949.43	\$ 406,073.93	\$ 1,070,375.29	\$ 665,704.19	\$ 2,729,760.86	\$ 9,045,863.70

See Accompanying Notes to Financial Statements

**CITY OF SIKESTON
SIKESTON, MISSOURI
RECONCILIATION OF THE STATEMENT OF REVENUES, EXPENDITURES, AND CHANGES
IN FUND BALANCES OF GOVERNMENTAL FUNDS TO THE STATEMENT OF ACTIVITIES
For the Year Ended June 30, 2013**

Exhibit 6

Net Change in Fund Balances - total governmental funds	\$	183,029.57
Amounts reported for governmental activities in the Statement of Activities are different because:		
The change in deferred revenues in the Statement of Activities do not provide current financial resources and are not reported as revenues in the governmental funds.		
		8,148.70
Governmental funds report capital outlays as expenditures. However, in the Statement of Activities, the cost of those assets is depreciated over their estimated useful lives:		
Expenditures for capital assets	\$	1,904,740.89
Less: Current year depreciation		<u>(1,448,256.57)</u>
		456,484.32
Liability to transfer capital asset to outside party does not require use of current resources and is not reported as an expenditure in the governmental funds.		
		(137,062.15)
Note proceeds provide current financial resources to governmental funds, but issuing debt increases long-term liabilities in the Statement of Net Assets. Repayment of bond principal and tax increment financing principal is an expenditure in the governmental funds, but the repayment reduces long-term liabilities in the Statement of Net Assets.		
Bonds, Notes and capital lease proceeds	\$	(1,498,185.00)
Principal payments on bonds, notes and capital leases		<u>398,171.74</u>
		(1,100,013.26)
Interest Expense reported in the Statement of Activities does not require the use of current financial resources and is therefore not reported as expenditures in governmental funds.		
		(56,343.01)
The change in compensated absences in the Statement of Activities does not require the use of current financial resources and is therefore not reported as expenditures in governmental funds.		
		13,468.77
In the statement of activities, the gain (loss) on the sale of assets is reported, whereas in the governmental funds, the proceeds from the sale increase financial resources. The change in net assets differs from the change in fund balance by the cost of the assets sold of \$269,761.58, net of related accumulated depreciation \$17,367.14.		
		(252,394.44)
Donations of capital assets from outside parties do not provide current financial resources and are not reported as revenues in the governmental funds.		
		<u>4,000,000.00</u>
Change in Net Assets of Governmental Activities	\$	<u><u>3,115,318.50</u></u>

CITY OF SIKESTON
SIKESTON, MISSOURI
GENERAL FUND
BALANCE SHEET
June 30, 2013

Schedule A-1

ASSETS

Cash on Hand		\$ 5,190.00
Cash in Bank		1,068,695.79
Taxes Receivable - Delinquent		
2008	\$ 10,823.32	
2009	11,252.52	
2010	14,304.86	
2011	19,193.18	
2012	<u>36,738.19</u>	
Total	\$ 92,312.07	
Less: Allowance for Doubtful Accounts	<u>47,314.95</u>	
Net Taxes Receivable		44,997.12
Accounts Receivable		26,510.46
Accounts Receivable - Franchise Tax		150,893.82
Sales Tax Receivable		274,147.44
Investments - Repurchase Agreement		3,000,000.00
Loan Receivable - YMCA		30,000.00
Due From Other Funds		9,829.78
Workers Compensation Insurance Deposit - MEM		31,881.75
Due From Six Thirty Two, LLC		2,500.00
Due From Sikeston Hospitality		2,500.00
Inventory		11,530.23
Postage Machine Deposit		<u>3,108.28</u>
Total Assets		\$ <u>4,661,784.67</u>

LIABILITIES AND FUND EQUITY

Liabilities

Accounts Payable	\$ 116,613.09	
Insurance Proceeds Holdback	22,166.50	
Accrued Salaries and Wages	175,664.87	
I.C.M.A. Retirement Payable	581.98	
Kenny Rogers Children's Center Payable	124.00	
Unreimbursed Medical and Dependent Day Care	8,555.56	
Due To Other Funds	26,602.24	
Evidence Money	101,189.48	
Deferred Revenues	<u>36,337.52</u>	
Total Liabilities		\$ 487,835.24
<u>Fund Balance</u>		
Nonspendable	\$ 30,000.00	
Unassigned	<u>4,143,949.43</u>	
Total Fund Balance		<u>4,173,949.43</u>
Total Liabilities and Fund Balance		\$ <u>4,661,784.67</u>

CITY OF SIKESTON
SIKESTON, MISSOURI
GENERAL FUND
STATEMENT OF REVENUES, EXPENDITURES, AND CHANGES IN FUND
BALANCE - BUDGET (GAAP BASIS) AND ACTUAL
Year Ended June 30, 2013

Schedule A-2

	Original Budget	Revisions	Revised Budget	Actual	Variance- Favorable (Unfavorable)
REVENUES					
Taxes	\$ 4,646,811.00	\$ -	\$ 4,646,811.00	\$ 4,664,626.84	\$ 17,815.84
Licenses and Permits	212,749.00	-	212,749.00	238,177.52	25,428.52
Intergovernmental	870,077.00	-	870,077.00	822,707.91	(47,369.09)
Charges for Services	1,513,246.00	-	1,513,246.00	1,493,843.36	(19,402.64)
Rents and Leases	12,531.00	-	12,531.00	32,572.75	20,041.75
Miscellaneous Revenues	84,302.00	-	84,302.00	135,982.59	51,680.59
Total Revenues	\$ 7,339,716.00	\$ -	\$ 7,339,716.00	\$ 7,387,910.97	\$ 48,194.97
EXPENDITURES					
<u>General Government</u>					
General Government	\$ 2,217,479.00	\$ 33,760.00	\$ 2,251,239.00	\$ 1,948,855.96	\$ 302,383.04
City Council	5,207.00	-	5,207.00	4,906.33	300.67
City Manager	509,162.00	5,640.00	514,802.00	515,604.38	(802.38)
City Counselor	59,931.00	-	59,931.00	59,679.37	251.63
Total General Government	\$ 2,791,779.00	\$ 39,400.00	\$ 2,831,179.00	\$ 2,529,046.04	\$ 302,132.96
<u>Administrative Services</u>					
City Clerk	\$ 108,458.00	\$ -	\$ 108,458.00	\$ 109,111.41	\$ (653.41)
City Treasurer	180,941.00	-	180,941.00	180,228.35	712.65
City Collector	140,271.00	-	140,271.00	148,748.76	(8,477.76)
Total Administrative Services	\$ 429,670.00	\$ -	\$ 429,670.00	\$ 438,088.52	\$ (8,418.52)
<u>Public Safety</u>					
Administration/Detention	\$ 1,041,536.00	\$ 6,500.00	\$ 1,048,036.00	\$ 1,136,689.59	\$ (88,653.59)
Communications	404,160.00	-	404,160.00	370,390.94	33,769.06
Police	2,798,678.00	58,094.00	2,856,772.00	2,863,778.48	(7,006.48)
Fire	1,481,827.00	14,700.00	1,496,527.00	1,474,768.44	21,758.56
Emergency Management	25,000.00	-	25,000.00	35,324.32	(10,324.32)
Total Public Safety	\$ 5,751,201.00	\$ 79,294.00	\$ 5,830,495.00	\$ 5,880,951.77	\$ (50,456.77)
<u>Public Works</u>					
Director	\$ 18,234.00	\$ -	\$ 18,234.00	\$ 17,243.83	\$ 990.17
Streets	14,900.00	-	14,900.00	9,700.83	5,199.17
Garage	109,695.00	-	109,695.00	117,131.48	(7,436.48)
LCRA Youth	86,922.00	-	86,922.00	58,606.69	28,315.31
Planning	287,816.00	-	287,816.00	255,995.22	31,820.78
Animal Control	69,650.00	-	69,650.00	65,708.07	3,941.93
Total Public Works	\$ 587,217.00	\$ -	\$ 587,217.00	\$ 524,386.12	\$ 62,830.88
Total Expenditures	\$ 9,559,867.00	\$ 118,694.00	\$ 9,678,561.00	\$ 9,372,472.45	\$ 306,088.55
Excess (Deficiency) of Revenues Over Expenditures	\$ (2,220,151.00)	\$ (118,694.00)	\$ (2,338,845.00)	\$ (1,984,561.48)	\$ 354,283.52

CITY OF SIKESTON
SIKESTON, MISSOURI
GENERAL FUND
STATEMENT OF REVENUES, EXPENDITURES, AND CHANGES IN FUND
BALANCE - BUDGET (GAAP BASIS) AND ACTUAL
Year Ended June 30, 2013

Schedule A-2
Continued

	Original Budget	Revisions	Revised Budget	Actual	Variance- Favorable (Unfavorable)
<u>OTHER FINANCING SOURCES (USES)</u>					
<u>Operating Transfers In</u>					
Sales Tax Trust Fund (Public Safety)	\$ 1,480,800.00	\$ -	\$ 1,480,800.00	\$ 1,480,800.00	\$ -
Sales Tax Trust Fund (Public Works)	1,225,200.00	-	1,225,200.00	1,225,200.00	-
Municipal Court Fund	20,000.00	-	20,000.00	20,000.04	0.04
Total Operating Transfers In	\$ 2,726,000.00	\$ -	\$ 2,726,000.00	\$ 2,726,000.04	\$ 0.04
<u>Operating Transfers Out</u>					
Capital Improvement Sales Tax Fund	\$ 350,000.00	\$ -	\$ 350,000.00	\$ 350,000.04	\$ (0.04)
Park Fund	140,000.00	-	140,000.00	140,000.00	-
S.A.H.E.C. Fund	65,423.00	-	65,423.00	58,799.75	6,623.25
Total Operating Transfers Out	\$ 555,423.00	\$ -	\$ 555,423.00	\$ 548,799.79	\$ 6,623.21
Total Other Financing Sources (Uses)	\$ 2,170,577.00	\$ -	\$ 2,170,577.00	\$ 2,177,200.25	\$ 6,623.25
Excess (Deficiency) of Revenues and Other Sources Over Expenditures and Other Uses	\$ (49,574.00)	\$ (118,694.00)	\$ (168,268.00)	\$ 192,638.77	\$ 360,906.77
<u>FUND BALANCE AT BEGINNING OF YEAR</u>	\$ 3,981,310.66	\$ -	\$ 3,981,310.66	\$ 3,981,310.66	\$ -
<u>FUND BALANCE AT END OF YEAR</u>	\$ 3,931,736.66	\$ (118,694.00)	\$ 3,813,042.66	\$ 4,173,949.43	\$ 360,906.77

**CITY OF SIKESTON
SIKESTON, MISSOURI
GENERAL FUND
STATEMENT OF REVENUES, COMPARED TO BUDGET (GAAP BASIS)
Year Ended June 30, 2013**

Schedule A-3

	Original Budget	Revisions	Revised Budget	Actual	Variance- Favorable (Unfavorable)
<u>TAXES</u>					
<u>Property Tax</u>					
Real Property Taxes	\$ 564,384.00	\$ -	\$ 564,384.00	\$ 563,846.30	\$ (537.70)
Personal Property Taxes	207,515.00	-	207,515.00	223,476.57	15,961.57
Merchants Sur-Tax	93,969.00	-	93,969.00	109,440.47	15,471.47
Municipal Tax	896.00	-	896.00	908.06	12.06
Payment in Lieu of Taxes	6,417.00	-	6,417.00	5,591.09	(825.91)
Total Property Taxes	\$ 873,181.00	\$ -	\$ 873,181.00	\$ 903,262.49	\$ 30,081.49
<u>General Sales and Use Tax</u>					
General Sales Tax	\$ 2,910,765.00	\$ -	\$ 2,910,765.00	\$ 2,839,590.28	\$ (71,174.72)
<u>Franchise Tax</u>					
Natural Gas	\$ 174,004.00	\$ -	\$ 174,004.00	\$ 188,367.38	\$ 14,363.38
Telephone	475,350.00	-	475,350.00	510,606.70	35,256.70
Cable Television	177,715.00	-	177,715.00	184,461.58	6,746.58
Total Franchise Tax	\$ 827,069.00	\$ -	\$ 827,069.00	\$ 883,435.66	\$ 56,366.66
<u>Penalties and Interest</u>					
Penalties and Interest	\$ 35,796.00	\$ -	\$ 35,796.00	\$ 38,338.41	\$ 2,542.41
Total Taxes	\$ 4,646,811.00	\$ -	\$ 4,646,811.00	\$ 4,664,626.84	\$ 17,815.84
<u>LICENSES AND PERMITS</u>					
<u>Business Licenses and Permits</u>					
Merchants Licenses	\$ 110,989.00	\$ -	\$ 110,989.00	\$ 115,756.83	\$ 4,767.83
Contractors Licenses	17,870.00	-	17,870.00	19,171.69	1,301.69
Peddlers and Vendors	663.00	-	663.00	1,061.00	398.00
Liquor Licenses and Permits	24,234.00	-	24,234.00	21,112.50	(3,121.50)
Total Business Licenses and Permits	\$ 153,756.00	\$ -	\$ 153,756.00	\$ 157,102.02	\$ 3,346.02
<u>Nonbusiness Licenses and Permits</u>					
Building Permits	\$ 10,857.00	\$ -	\$ 10,857.00	\$ 29,353.50	\$ 18,496.50
Electrical Permits	6,715.00	-	6,715.00	10,449.00	3,734.00
Plumbing Permits	5,612.00	-	5,612.00	9,604.00	3,992.00
Burial Permits	460.00	-	460.00	1,030.00	570.00
Land Disturbance Permits	1,305.00	-	1,305.00	2,745.00	1,440.00
Animal Permits	1,000.00	-	1,000.00	700.00	(300.00)
Motor Vehicle Licenses	33,044.00	-	33,044.00	27,194.00	(5,850.00)
Total Nonbusiness Licenses and Permits	\$ 58,993.00	\$ -	\$ 58,993.00	\$ 81,075.50	\$ 22,082.50
Total Licenses and Permits	\$ 212,749.00	\$ -	\$ 212,749.00	\$ 238,177.52	\$ 25,428.52
<u>INTERGOVERNMENTAL</u>					
<u>Federal & State Grants</u>					
C.O.P.S. in Housing Authority	\$ 120,484.00	\$ -	\$ 120,484.00	\$ 139,197.98	\$ 18,713.98
Sikeston Public Schools	60,000.00	-	60,000.00	60,000.00	-
Mobile Command Sustainment Grant	25,000.00	-	25,000.00	-	(25,000.00)
OCDETF	-	-	-	14,616.15	14,616.15
Total Federal & State Grants	\$ 205,484.00	\$ -	\$ 205,484.00	\$ 213,814.13	\$ 8,330.13

CITY OF SIKESTON
SIKESTON, MISSOURI
GENERAL FUND
STATEMENT OF REVENUES, COMPARED TO BUDGET (GAAP BASIS)
Year Ended June 30, 2013

Schedule A-3
Continued

	Original Budget	Revisions	Revised Budget	Actual	Variance- Favorable (Unfavorable)
<u>INTERGOVERNMENTAL - Continued</u>					
<u>Shared Revenue</u>					
Missouri Gas Tax	\$ 655,704.00	\$ -	\$ 655,704.00	\$ 586,816.27	\$ (68,887.73)
Financial Institutions Intangible Tax	6,417.00	-	6,417.00	20,235.62	13,818.62
P.O.S.T.	2,472.00	-	2,472.00	1,841.89	(630.11)
Total State Shared Revenues	\$ 664,593.00	\$ -	\$ 664,593.00	\$ 608,893.78	\$ (55,699.22)
Total Intergovernmental	\$ 870,077.00	\$ -	\$ 870,077.00	\$ 822,707.91	\$ (47,369.09)
<u>CHARGES FOR SERVICES</u>					
<u>General Government</u>					
Clerk Fees	\$ 621.00	\$ -	\$ 621.00	\$ 462.30	\$ (158.70)
Rental Inspections	11,325.00	-	11,325.00	11,910.01	585.01
Mill Tax Collection	15,273.00	-	15,273.00	17,367.52	2,094.52
SSA Fees	84,401.00	-	84,401.00	63,655.57	(20,745.43)
Planning and Zoning	100.00	-	100.00	170.00	70.00
Lien Fees	25,902.00	-	25,902.00	7,420.08	(18,481.92)
Board and Adjustment Fee	50.00	-	50.00	105.00	55.00
Sanitation	1,282,885.00	-	1,282,885.00	1,297,111.41	14,226.41
Other Fees	6,429.00	-	6,429.00	4,200.47	(2,228.53)
Total General Government	\$ 1,426,986.00	\$ -	\$ 1,426,986.00	\$ 1,402,402.36	\$ (24,583.64)
<u>Public Safety</u>					
Fire Service	\$ 10,000.00	\$ -	\$ 10,000.00	\$ 10,000.00	\$ -
Dispatch Agreements	74,500.00	-	74,500.00	80,000.00	5,500.00
Police Report Fees	1,760.00	-	1,760.00	1,441.00	(319.00)
Susanna Wesley Family Learning Center	-	-	-	-	-
Total Public Safety	\$ 86,260.00	\$ -	\$ 86,260.00	\$ 91,441.00	\$ 5,181.00
Total Charges for Services	\$ 1,513,246.00	\$ -	\$ 1,513,246.00	\$ 1,493,843.36	\$ (19,402.64)
<u>RENTS AND LEASES</u>					
Rents and Leases	\$ 12,031.00	\$ -	\$ 12,031.00	\$ 26,980.83	\$ 14,949.83
Airport Lease	500.00	0.00	500.00	4,391.92	3,891.92
Chamber of Commerce	-	-	-	1,200.00	1,200.00
Total Rents and Leases	\$ 12,531.00	\$ -	\$ 12,531.00	\$ 32,572.75	\$ 20,041.75
<u>MISCELLANEOUS</u>					
Miscellaneous	\$ 17,555.00	\$ -	\$ 17,555.00	\$ 51,294.63	\$ 33,739.63
Donations	-	-	-	500.00	500.00
Interest Income	66,747.00	-	66,747.00	62,948.98	(3,798.02)
Donations - DARE	-	-	-	13,230.00	13,230.00
Seizure Proceeds	-	-	-	8,008.98	8,008.98
Total Miscellaneous	\$ 84,302.00	\$ -	\$ 84,302.00	\$ 135,982.59	\$ 51,680.59
Total Revenues	\$ 7,339,716.00	\$ -	\$ 7,339,716.00	\$ 7,387,910.97	\$ 48,194.97

**CITY OF SIKESTON
SIKESTON, MISSOURI
GENERAL FUND
STATEMENT OF EXPENDITURES, COMPARED TO BUDGET (GAAP BASIS)
Year Ended June 30, 2013**

Schedule A-4

	Original <u>Budget</u>	<u>Revisions</u>	Revised <u>Budget</u>	<u>Actual</u>	Variance- Favorable (Unfavorable)
GENERAL GOVERNMENT					
<u>General Government</u>					
<u>Professional Services</u>					
Audit	\$ 24,250.00	\$ -	\$ 24,250.00	\$ 24,250.00	\$ -
Legal	10,000.00	5,000.00	15,000.00	16,097.13	(1,097.13)
Drug Testing	2,500.00	-	2,500.00	2,055.00	445.00
Employer Fees	-	-	-	40.50	(40.50)
Other Professional Services	5,000.00	15,000.00	20,000.00	17,668.16	2,331.84
Total Professional Services	\$ 41,750.00	\$ 20,000.00	\$ 61,750.00	\$ 60,110.79	\$ 1,639.21
<u>Contractual Services</u>					
Telephone - Equipment Leases	\$ 22,000.00	\$ -	\$ 22,000.00	\$ 22,584.12	\$ (584.12)
Utilities - Electrical	700.00	-	700.00	567.46	132.54
Insurance - General Liability	55,000.00	-	55,000.00	33,101.90	21,898.10
Insurance - Public Officials	21,540.00	-	21,540.00	13,582.04	7,957.96
Insurance - Umbrella	40,000.00	-	40,000.00	41,068.00	(1,068.00)
Insurance - Police Professional	96,000.00	-	96,000.00	73,247.40	22,752.60
Insurance - Rescue Squad	1,200.00	-	1,200.00	949.50	250.50
Insurance - Inland Marine	22,139.00	-	22,139.00	20,930.00	1,209.00
Insurance - Auto	152,490.00	-	152,490.00	140,828.50	11,661.50
Insurance - Property	19,550.00	-	19,550.00	16,562.88	2,987.12
Insurance - Blanket Bond	510.00	-	510.00	-	510.00
Insurance - Canine Fatality	650.00	-	650.00	900.00	(250.00)
Janitorial Service	2,800.00	-	2,800.00	-	2,800.00
Office Equipment Maintenance	7,400.00	-	7,400.00	5,242.48	2,157.52
Airport Maintenance	21,600.00	-	21,600.00	1,288.17	20,311.83
Elevator Maintenance	4,500.00	-	4,500.00	4,777.86	(277.86)
Swimming Pool	10,000.00	-	10,000.00	10,000.00	-
Exterminator	4,500.00	-	4,500.00	3,583.00	917.00
Richland Drainage Fees	14,000.00	-	14,000.00	14,000.00	-
Property Demolition	30,000.00	-	30,000.00	12,475.00	17,525.00
L.C.R.A.	100,000.00	-	100,000.00	50,000.00	50,000.00
Solid Waste	1,250,000.00	-	1,250,000.00	1,209,114.14	40,885.86
Other Drainage Fees	2,400.00	-	2,400.00	2,490.68	(90.68)
Cellular Services	400.00	-	400.00	407.39	(7.39)
Cellular Services - Satellite	1,800.00	-	1,800.00	1,413.76	386.24
Other Contractual Services	29,400.00	-	29,400.00	19,821.94	9,578.06
P.I.L.O.T. Payments to Main/Malone T.I.F.	5,250.00	-	5,250.00	2,672.01	2,577.99
E.A.T.S. Payments to Main/Malone T.I.F.	25,000.00	-	25,000.00	25,798.00	(798.00)
Total Contractual Services	\$ 1,940,829.00	\$ -	\$ 1,940,829.00	\$ 1,727,406.23	\$ 213,422.77
<u>Maintenance and Operations</u>					
Computer Maintenance	\$ 4,000.00	\$ -	\$ 4,000.00	\$ 5,534.40	\$ (1,534.40)
Computer Support Fees	134,100.00	9,260.00	143,360.00	96,520.94	46,839.06
Airport Maintenance	10,000.00	-	10,000.00	7,425.43	2,574.57
Building Maintenance	16,500.00	-	16,500.00	7,845.34	8,654.66
Janitorial Supplies	1,200.00	-	1,200.00	1,539.02	(339.02)
Chamber of Commerce Building	-	-	-	115.24	(115.24)
Miscellaneous Supplies	500.00	-	500.00	336.31	163.69
Minor Equipment and Apparatus	750.00	-	750.00	894.77	(144.77)

**CITY OF SIKESTON
SIKESTON, MISSOURI
GENERAL FUND
STATEMENT OF EXPENDITURES, COMPARED TO BUDGET (GAAP BASIS)
Year Ended June 30, 2013**

Schedule A-4
Continued

	Original Budget	Revisions	Revised Budget	Actual	Variance- Favorable (Unfavorable)
<u>GENERAL GOVERNMENT - Continued</u>					
<u>General Government - Continued</u>					
<u>Maintenance and Operations - Continued</u>					
First Aid	\$ 250.00	\$ -	\$ 250.00	\$ 6.98	\$ 243.02
Fuel Depot Maintenance	4,000.00	-	4,000.00	-	4,000.00
Food for Employees	2,500.00	-	2,500.00	1,700.81	799.19
Employee Safety Training	250.00	-	250.00	264.00	(14.00)
Employee Wellness	20,000.00	-	20,000.00	(336.68)	20,336.68
Boards and Commissions	1,500.00	-	1,500.00	2,387.30	(887.30)
City Memberships and Associations	10,500.00	-	10,500.00	7,699.81	2,800.19
Books and Publications	650.00	-	650.00	690.52	(40.52)
Flags, License Plates, and Seals	1,100.00	-	1,100.00	1,070.19	29.81
Postage	1,000.00	-	1,000.00	621.43	378.57
Advertising and Publishing	1,000.00	-	1,000.00	3,101.15	(2,101.15)
Printing and Binding	600.00	-	600.00	985.46	(385.46)
Elections	10,500.00	-	10,500.00	4,836.48	5,663.52
Vision Academy Expenses	-	4,500.00	4,500.00	6,702.15	(2,202.15)
Employee Appreciation Awards	14,000.00	-	14,000.00	11,088.44	2,911.56
Sesquicentennial Celebration	-	-	-	309.45	(309.45)
Total Maintenance and Operations	\$ 234,900.00	\$ 13,760.00	\$ 248,660.00	\$ 161,338.94	\$ 87,321.06
Total General Government	\$ 2,217,479.00	\$ 33,760.00	\$ 2,251,239.00	\$ 1,948,855.96	\$ 302,383.04
<u>City Council</u>					
<u>Personnel Services</u>					
Salaries and Wages	\$ 7.00	\$ -	\$ 7.00	\$ 7.00	\$ -
<u>Maintenance and Operations</u>					
Community Representation	\$ 4,500.00	\$ -	\$ 4,500.00	\$ 4,199.33	\$ 300.67
Reimbursable Expenses	700.00	-	700.00	700.00	-
Total Maintenance and Operations	\$ 5,200.00	\$ -	\$ 5,200.00	\$ 4,899.33	\$ 300.67
Total City Council	\$ 5,207.00	\$ -	\$ 5,207.00	\$ 4,906.33	\$ 300.67
<u>City Manager</u>					
<u>Personnel Services</u>					
Salaries and Wages	\$ 323,808.00	\$ -	\$ 323,808.00	\$ 334,488.02	\$ (10,680.02)
Overtime	400.00	-	400.00	30.58	369.42
Incentives	2,000.00	-	2,000.00	1,615.88	384.12
Allowances	15,000.00	-	15,000.00	14,537.63	462.37
FICA	24,172.00	-	24,172.00	23,852.02	319.98
Retirement - LAGERS	28,033.00	-	28,033.00	29,617.65	(1,584.65)
Health Insurance	95,716.00	-	95,716.00	86,582.54	9,133.46
Life Insurance	581.00	-	581.00	344.99	236.01
Workers Compensation	972.00	-	972.00	778.78	193.22
Flexible Spending Account Expense	180.00	-	180.00	150.00	30.00
Total Personnel Services	\$ 490,862.00	\$ -	\$ 490,862.00	\$ 491,998.09	\$ (1,136.09)

**CITY OF SIKESTON
SIKESTON, MISSOURI
GENERAL FUND
STATEMENT OF EXPENDITURES, COMPARED TO BUDGET (GAAP BASIS)
Year Ended June 30, 2013**

Schedule A-4
Continued

	Original Budget	Revisions	Revised Budget	Actual	Variance- Favorable (Unfavorable)
<u>GENERAL GOVERNMENT - Continued</u>					
<u>City Manager - Continued</u>					
<u>Contractual Services</u>					
Cellular Service	\$ 3,800.00	\$ -	\$ 3,800.00	\$ 2,907.89	\$ 892.11
<u>Maintenance and Operations</u>					
Office Supplies	\$ 5,000.00	\$ -	\$ 5,000.00	\$ 4,983.53	\$ 16.47
Fuel, Lube and Coolant	1,000.00	-	1,000.00	(164.80)	1,164.80
Uniforms	1,500.00	-	1,500.00	1,222.01	277.99
Professional Development	2,000.00	-	2,000.00	291.30	1,708.70
Community Representation	4,000.00	5,640.00	9,640.00	13,925.22	(4,285.22)
Per Diem	1,000.00	-	1,000.00	441.14	558.86
Total Maintenance and Operations	\$ 14,500.00	\$ 5,640.00	\$ 20,140.00	\$ 20,698.40	\$ (558.40)
Total City Manager	\$ 509,162.00	\$ 5,640.00	\$ 514,802.00	\$ 515,604.38	\$ (802.38)
<u>City Counselor</u>					
<u>Professional Services</u>					
Legal	\$ 57,231.00	\$ -	\$ 57,231.00	\$ 58,829.03	\$ (1,598.03)
<u>Maintenance and Operations</u>					
Office Supplies	\$ 200.00	\$ -	\$ 200.00	\$ 599.99	\$ (399.99)
Computer Maintenance	500.00	-	500.00	-	500.00
Professional Development	500.00	-	500.00	-	500.00
Reimbursable Expenses	1,000.00	-	1,000.00	95.00	905.00
Books and Publications	500.00	-	500.00	155.35	344.65
Total Maintenance and Operations	\$ 2,700.00	\$ -	\$ 2,700.00	\$ 850.34	\$ 1,849.66
Total City Counselor	\$ 59,931.00	\$ -	\$ 59,931.00	\$ 59,679.37	\$ 251.63
Total General Government	\$ 2,791,779.00	\$ 39,400.00	\$ 2,831,179.00	\$ 2,529,046.04	\$ 302,132.96
<u>ADMINISTRATIVE SERVICES</u>					
<u>City Clerk</u>					
<u>Personnel Services</u>					
Salaries and Wages	\$ 80,371.00	\$ -	\$ 80,371.00	\$ 81,678.12	\$ (1,307.12)
FICA	5,915.00	-	5,915.00	6,030.45	(115.45)
Retirement - LAGERS	7,555.00	-	7,555.00	7,677.72	(122.72)
Health Insurance	12,206.00	-	12,206.00	11,394.93	811.07
Workers Compensation	241.00	-	241.00	193.66	47.34
Total Personnel Services	\$ 106,288.00	\$ -	\$ 106,288.00	\$ 106,974.88	\$ (686.88)

**CITY OF SIKESTON
SIKESTON, MISSOURI
GENERAL FUND
STATEMENT OF EXPENDITURES, COMPARED TO BUDGET (GAAP BASIS)
Year Ended June 30, 2013**

Schedule A-4
Continued

	Original Budget	Revisions	Revised Budget	Actual	Variance- Favorable (Unfavorable)
<u>ADMINISTRATIVE SERVICES - Continued</u>					
<u>City Clerk - Continued</u>					
<u>Contractual Services</u>					
Cellular Services	\$ 720.00	\$ -	\$ 720.00	\$ 650.11	\$ 69.89
Total Contractual Services	\$ 720.00	\$ -	\$ 720.00	\$ 650.11	\$ 69.89
<u>Maintenance and Operations</u>					
Office Supplies	\$ 250.00	\$ -	\$ 250.00	\$ 371.05	\$ (121.05)
Professional Development	500.00	-	500.00	45.65	454.35
Per Diem	60.00	-	60.00	324.14	(264.14)
Books and Publications	440.00	-	440.00	-	440.00
Postage	200.00	-	200.00	208.97	(8.97)
Printing and Binding	-	-	-	536.61	(536.61)
Total Maintenance and Operations	\$ 1,450.00	\$ -	\$ 1,450.00	\$ 1,486.42	\$ (36.42)
Total City Clerk	\$ 108,458.00	\$ -	\$ 108,458.00	\$ 109,111.41	\$ (653.41)
<u>City Treasurer</u>					
<u>Personnel Services</u>					
Salaries and Wages	\$ 113,131.00	\$ -	\$ 113,131.00	\$ 116,170.27	\$ (3,039.27)
Overtime	150.00	-	150.00	-	150.00
FICA	7,878.00	-	7,878.00	7,955.93	(77.93)
Retirement - LAGERS	10,648.00	-	10,648.00	10,914.39	(266.39)
Health Insurance	41,180.00	-	41,180.00	38,444.20	2,735.80
Life Insurance	204.00	-	204.00	215.92	(11.92)
Workers Compensation	340.00	-	340.00	275.38	64.62
Flexible Spending Account Expenses	120.00	-	120.00	100.00	20.00
Total Personnel Services	\$ 173,651.00	\$ -	\$ 173,651.00	\$ 174,076.09	\$ (425.09)
<u>Contractual Services</u>					
Cellular Services	\$ 700.00	\$ -	\$ 700.00	\$ 702.48	\$ (2.48)
Total Contractual Services	\$ 700.00	\$ -	\$ 700.00	\$ 702.48	\$ (2.48)
<u>Maintenance and Operations</u>					
Office Supplies	\$ 2,000.00	\$ -	\$ 2,000.00	\$ 2,001.04	\$ (1.04)
Computer Maintenance	340.00	-	340.00	130.32	209.68
Uniforms	500.00	-	500.00	483.70	16.30
Professional Development	1,000.00	-	1,000.00	803.00	197.00
Per Diem	400.00	-	400.00	93.24	306.76
Books and Publications	500.00	-	500.00	-	500.00
Postage	1,250.00	-	1,250.00	1,320.60	(70.60)
Printing and Binding	600.00	-	600.00	617.88	(17.88)
Total Maintenance and Operations	\$ 6,590.00	\$ -	\$ 6,590.00	\$ 5,449.78	\$ 1,140.22
Total City Treasurer	\$ 180,941.00	\$ -	\$ 180,941.00	\$ 180,228.35	\$ 712.65

**CITY OF SIKESTON
SIKESTON, MISSOURI
GENERAL FUND
STATEMENT OF EXPENDITURES, COMPARED TO BUDGET (GAAP BASIS)
Year Ended June 30, 2013**

Schedule A-4
Continued

	Original Budget	Revisions	Revised Budget	Actual	Variance- Favorable (Unfavorable)
<u>ADMINISTRATIVE SERVICES - Continued</u>					
<u>City Collector</u>					
<u>Personnel Services</u>					
Salaries and Wages	\$ 62,352.00	\$ -	\$ 62,352.00	\$ 66,827.30	\$ (4,475.30)
Overtime	500.00	-	500.00	-	500.00
FICA	4,370.00	-	4,370.00	4,621.79	(251.79)
Retirement - LAGERS	5,908.00	-	5,908.00	6,276.17	(368.17)
Health Insurance	22,891.00	-	22,891.00	21,370.08	1,520.92
Life Insurance	112.00	-	112.00	110.98	1.02
Workers Compensation	188.00	-	188.00	158.35	29.65
Total Personnel Services	\$ 96,321.00	\$ -	\$ 96,321.00	\$ 99,364.67	\$ (3,043.67)
<u>Contractual Services</u>					
Other Contractual Services	\$ 18,000.00	\$ -	\$ 18,000.00	\$ 24,341.34	\$ (6,341.34)
<u>Maintenance and Operations</u>					
Office Machine Maintenance	\$ 500.00	\$ -	\$ 500.00	\$ -	\$ 500.00
Office Supplies	3,000.00	-	3,000.00	2,772.45	227.55
Computer Maintenance	-	-	-	54.95	(54.95)
Uniforms	400.00	-	400.00	500.00	(100.00)
Professional Development	100.00	-	100.00	75.65	24.35
Per Diem	100.00	-	100.00	35.52	64.48
Postage	9,250.00	-	9,250.00	9,499.65	(249.65)
Printing and Binding	12,600.00	-	12,600.00	12,104.53	495.47
Total Maintenance and Operations	\$ 25,950.00	\$ -	\$ 25,950.00	\$ 25,042.75	\$ 907.25
Total City Collector	\$ 140,271.00	\$ -	\$ 140,271.00	\$ 148,748.76	\$ (8,477.76)
Total Administrative Services	\$ 429,670.00	\$ -	\$ 429,670.00	\$ 438,088.52	\$ (8,418.52)
<u>PUBLIC SAFETY</u>					
<u>Administration/Detention</u>					
<u>Personnel Services</u>					
Salaries and Wages	\$ 393,101.00	\$ -	\$ 393,101.00	\$ 428,942.27	\$ (35,841.27)
Overtime	300.00	-	300.00	3,821.76	(3,521.76)
Allowances	3,250.00	-	3,250.00	3,250.00	-
FICA	30,227.00	-	30,227.00	31,033.30	(806.30)
Retirement - LAGERS	27,401.00	-	27,401.00	35,415.30	(8,014.30)
Health Insurance	80,839.00	-	80,839.00	79,019.49	1,819.51
Life Insurance	677.00	-	677.00	658.19	18.81
Workers Compensation	10,421.00	-	10,421.00	12,620.26	(2,199.26)
Flexible Spending Account Expense	120.00	-	120.00	100.00	20.00
Unemployment Compensation	-	-	-	1,600.00	(1,600.00)
Total Personnel Services	\$ 546,336.00	\$ -	\$ 546,336.00	\$ 596,460.57	\$ (50,124.57)

**CITY OF SIKESTON
SIKESTON, MISSOURI
GENERAL FUND
STATEMENT OF EXPENDITURES, COMPARED TO BUDGET (GAAP BASIS)
Year Ended June 30, 2013**

Schedule A-4
Continued

	Original Budget	Revisions	Revised Budget	Actual	Variance- Favorable (Unfavorable)
<u>PUBLIC SAFETY - Continued</u>					
<u>Administration/Detention - Continued</u>					
<u>Contractual Services</u>					
Code Red System	\$ 10,000.00	\$ -	\$ 10,000.00	\$ 10,000.00	\$ -
Rentals and Leases	20,000.00	-	20,000.00	18,767.87	1,232.13
Mobile Command Sustainment Grant	25,000.00	-	25,000.00	-	25,000.00
Office Equipment Maintenance	4,500.00	-	4,500.00	4,326.57	173.43
Wrecker Service	1,500.00	-	1,500.00	1,250.00	250.00
Crime Prevention and Drug Interdiction	5,000.00	-	5,000.00	5,000.00	-
Pager Service	5,000.00	-	5,000.00	4,711.11	288.89
Cellular Service	16,000.00	-	16,000.00	13,948.76	2,051.24
Software Support	2,500.00	-	2,500.00	1,470.27	1,029.73
Network Support	3,000.00	-	3,000.00	2,435.17	564.83
DPS Building Lease Payment	297,600.00	-	297,600.00	313,017.00	(15,417.00)
Other Contractual Services	9,500.00	-	9,500.00	9,289.03	210.97
Total Contractual Services	\$ 399,600.00	\$ -	\$ 399,600.00	\$ 384,215.78	\$ 15,384.22
<u>Maintenance and Operations</u>					
Office Supplies	\$ 20,000.00	\$ -	\$ 20,000.00	\$ 22,842.27	\$ (2,842.27)
Computer Maintenance	4,000.00	-	4,000.00	1,860.80	2,139.20
Building Maintenance	2,000.00	-	2,000.00	43,938.03	(41,938.03)
Janitorial Supplies	4,000.00	-	4,000.00	9,309.37	(5,309.37)
Minor Equipment and Apparatus	4,000.00	-	4,000.00	7,570.57	(3,570.57)
Uniforms	6,000.00	-	6,000.00	6,946.95	(946.95)
First Aid	100.00	-	100.00	-	100.00
Radio Maintenance	3,000.00	-	3,000.00	2,536.03	463.97
Equipment Maintenance	7,500.00	-	7,500.00	8,437.79	(937.79)
Food for Prisoners	3,000.00	-	3,000.00	2,808.13	191.87
Academy Training	10,000.00	-	10,000.00	4,782.00	5,218.00
Academy Per Diem	1,500.00	-	1,500.00	-	1,500.00
Professional Development	3,500.00	-	3,500.00	4,223.62	(723.62)
Per Diem	8,500.00	6,500.00	15,000.00	17,297.29	(2,297.29)
Books and Publications	500.00	-	500.00	1,203.49	(703.49)
Postage	3,000.00	-	3,000.00	3,350.21	(350.21)
Advertising and Publishing	1,500.00	-	1,500.00	1,071.12	428.88
Printing and Binding	2,000.00	-	2,000.00	3,507.04	(1,507.04)
Jail Maintenance	1,500.00	-	1,500.00	2,674.90	(1,174.90)
Bomb Team Grant - Maintenance	5,000.00	-	5,000.00	4,981.93	18.07
Bomb Team - Unreimbursable	5,000.00	-	5,000.00	5,007.40	(7.40)
Employee Appreciation	-	-	-	1,664.30	(1,664.30)
Total Maintenance and Operations	\$ 95,600.00	\$ 6,500.00	\$ 102,100.00	\$ 156,013.24	\$ (53,913.24)
Total Administration/Detention	\$ 1,041,536.00	\$ 6,500.00	\$ 1,048,036.00	\$ 1,136,689.59	\$ (88,653.59)

CITY OF SIKESTON
SIKESTON, MISSOURI
GENERAL FUND
STATEMENT OF EXPENDITURES, COMPARED TO BUDGET (GAAP BASIS)
Year Ended June 30, 2013

Schedule A-4
Continued

	Original Budget	Revisions	Revised Budget	Actual	Variance- Favorable (Unfavorable)
<u>PUBLIC SAFETY - Continued</u>					
<u>Communications</u>					
<u>Personnel Services</u>					
Salaries and Wages	\$ 258,150.00	\$ -	\$ 258,150.00	\$ 233,293.87	\$ 24,856.13
Overtime	20,000.00	-	20,000.00	33,163.61	(13,163.61)
Allowances	5,850.00	-	5,850.00	5,525.00	325.00
FICA	20,352.00	-	20,352.00	19,682.58	669.42
Retirement - LAGERS	26,696.00	-	26,696.00	23,626.57	3,069.43
Health Insurance	71,835.00	-	71,835.00	53,330.79	18,504.21
Life Insurance	445.00	-	445.00	369.61	75.39
Workers Compensation	832.00	-	832.00	614.83	217.17
Total Personnel Services	\$ 404,160.00	\$ -	\$ 404,160.00	\$ 369,606.86	\$ 34,553.14
<u>Professional Services</u>					
Employment Screening Fees	\$ -	\$ -	\$ -	\$ 784.08	\$ (784.08)
Total Communications	\$ 404,160.00	\$ -	\$ 404,160.00	\$ 370,390.94	\$ 33,769.06
<u>Police</u>					
<u>Personnel Services</u>					
Salaries and Wages	\$ 1,565,206.00	\$ -	\$ 1,565,206.00	\$ 1,627,044.57	\$ (61,838.57)
Overtime	60,000.00	-	60,000.00	105,037.13	(45,037.13)
Allowances	27,300.00	-	27,300.00	30,550.00	(3,250.00)
FICA	117,305.00	-	117,305.00	124,505.25	(7,200.25)
Retirement - LAGERS	134,460.00	-	134,460.00	123,122.82	11,337.18
Health Insurance	506,446.00	-	506,446.00	355,299.44	151,146.56
Life Insurance	2,690.00	-	2,690.00	2,427.29	262.71
Workers Compensation	70,301.00	-	70,301.00	60,591.90	9,709.10
Flexible Spending Account Expenses	720.00	-	720.00	545.00	175.00
Total Personnel Services	\$ 2,484,428.00	\$ -	\$ 2,484,428.00	\$ 2,429,123.40	\$ 55,304.60
<u>Professional Services</u>					
Employment Screening Fees	\$ 3,500.00	\$ -	\$ 3,500.00	\$ 7,699.56	\$ (4,199.56)
Other Professional Services	3,000.00	-	3,000.00	186.79	2,813.21
Total Professional Services	\$ 6,500.00	\$ -	\$ 6,500.00	\$ 7,886.35	\$ (1,386.35)
<u>Contractual Services</u>					
Housing Authority Expenses	\$ 1,000.00	\$ -	\$ 1,000.00	\$ 7,270.91	\$ (6,270.91)
Total Contractual Services	\$ 1,000.00	\$ -	\$ 1,000.00	\$ 7,270.91	\$ (6,270.91)
<u>Maintenance and Operations</u>					
Office Supplies	\$ -	\$ -	\$ -	\$ 1,006.36	\$ (1,006.36)
Camera and Photographic	3,000.00	-	3,000.00	3,363.61	(363.61)
Chemicals-Police Operations	5,500.00	-	5,500.00	170.88	5,329.12
Minor Equipment and Apparatus	-	-	-	276.19	(276.19)
Fuel, Lube and Coolant	140,000.00	10,000.00	150,000.00	173,712.25	(23,712.25)
Vehicle Maintenance	71,000.00	-	71,000.00	75,217.86	(4,217.86)
Uniforms	2,500.00	-	2,500.00	4,086.75	(1,586.75)
Radio Maintenance	3,000.00	-	3,000.00	3,546.04	(546.04)
Ammunition and Shooting Supplies	20,000.00	-	20,000.00	38,289.96	(18,289.96)
Professional Development	6,500.00	-	6,500.00	5,091.24	1,408.76
Per Diem	8,000.00	-	8,000.00	13,084.19	(5,084.19)
Canine Expenses	5,000.00	-	5,000.00	17,790.10	(12,790.10)

**CITY OF SIKESTON
SIKESTON, MISSOURI
GENERAL FUND
STATEMENT OF EXPENDITURES, COMPARED TO BUDGET (GAAP BASIS)
Year Ended June 30, 2013**

Schedule A-4
Continued

	Original Budget	Revisions	Revised Budget	Actual	Variance- Favorable (Unfavorable)
<u>PUBLIC SAFETY - Continued</u>					
<u>Police - Continued</u>					
<u>Maintenance and Operations - Continued</u>					
Books and Publications	\$ 250.00	\$ -	\$ 250.00	\$ -	\$ 250.00
Crime Prevention Expenses	7,000.00	-	7,000.00	6,923.79	76.21
Law Enforcement	30,000.00	-	30,000.00	23,844.40	6,155.60
Drug Seizure Expenditures	5,000.00	48,094.00	53,094.00	53,094.20	(0.20)
Total Maintenance and Operations	\$ 306,750.00	\$ 58,094.00	\$ 364,844.00	\$ 419,497.82	\$ (54,653.82)
Total Police	\$ 2,798,678.00	\$ 58,094.00	\$ 2,856,772.00	\$ 2,863,778.48	\$ (7,006.48)
<u>Fire</u>					
<u>Personnel Services</u>					
Salaries and Wages	\$ 787,459.00	\$ -	\$ 787,459.00	\$ 793,337.09	\$ (5,878.09)
Overtime	77,500.00	-	77,500.00	94,154.20	(16,654.20)
Allowances	13,650.00	-	13,650.00	13,975.00	(325.00)
FICA	63,135.00	-	63,135.00	63,549.91	(414.91)
Retirement - LAGERS	103,079.00	-	103,079.00	112,492.46	(9,413.46)
Health Insurance	253,282.00	-	253,282.00	216,454.81	36,827.19
Life Insurance	1,423.00	-	1,423.00	1,024.65	398.35
Workers Compensation	57,809.00	-	57,809.00	53,908.97	3,900.03
Flexible Spending Account Expenses	240.00	-	240.00	160.00	80.00
Unemployment	240.00	-	240.00	225.06	14.94
Total Personnel Services	\$ 1,357,577.00	\$ -	\$ 1,357,577.00	\$ 1,349,282.15	\$ 8,519.91
<u>Contractual Services</u>					
S.C.B.A. Compressor Maintenance	\$ 3,000.00	\$ -	\$ 3,000.00	\$ 1,709.59	\$ 1,290.41
Total Contractual Services	\$ 3,000.00	\$ -	\$ 3,000.00	\$ 1,709.59	\$ 1,290.41
<u>Maintenance and Operations</u>					
Building Maintenance	\$ 15,000.00	\$ -	\$ 15,000.00	\$ 17,195.78	\$ (2,195.78)
Janitorial Supplies	3,500.00	-	3,500.00	3,746.49	(246.49)
Chemicals - Fire Suppression	2,500.00	-	2,500.00	2,491.43	8.57
Minor Equipment and Apparatus	3,000.00	-	3,000.00	3,022.71	(22.71)
Fuel, Lube and Coolant	40,000.00	6,000.00	46,000.00	41,794.82	4,205.18
Vehicle Maintenance	35,000.00	5,000.00	40,000.00	33,067.12	6,932.88
Uniforms	1,000.00	-	1,000.00	971.40	28.60
Safety Equipment	3,000.00	-	3,000.00	2,399.53	600.47
Radio Maintenance	1,500.00	1,700.00	3,200.00	3,037.13	162.87
Equipment Maintenance	8,000.00	2,000.00	10,000.00	8,130.79	1,869.21
Professional Development	3,000.00	-	3,000.00	2,275.10	724.90
Per Diem	5,000.00	-	5,000.00	5,056.46	(56.46)
Books and Publications	750.00	-	750.00	587.94	162.06
Total Maintenance and Operations	\$ 121,250.00	\$ 14,700.00	\$ 135,950.00	\$ 123,776.70	\$ 12,173.30
Total Fire	\$ 1,481,827.00	\$ 14,700.00	\$ 1,496,527.00	\$ 1,474,768.44	\$ 21,983.62
<u>Emergency Management</u>					
<u>Maintenance and Operations</u>					
Equipment Maintenance	\$ 25,000.00	\$ -	\$ 25,000.00	\$ 35,324.32	\$ (10,324.32)
Total Emergency Management	\$ 25,000.00	\$ -	\$ 25,000.00	\$ 35,324.32	\$ (10,324.32)
Total Public Safety	\$ 5,751,201.00	\$ 79,294.00	\$ 5,830,495.00	\$ 5,880,951.77	\$ (50,231.71)

**CITY OF SIKESTON
SIKESTON, MISSOURI
GENERAL FUND
STATEMENT OF EXPENDITURES, COMPARED TO BUDGET (GAAP BASIS)
Year Ended June 30, 2013**

Schedule A-4
Continued

	Original Budget	Revisions	Revised Budget	Actual	Variance- Favorable (Unfavorable)
<u>PUBLIC WORKS</u>					
<u>Director</u>					
<u>Personnel Services</u>					
Salaries and Wages	\$ 13,000.00	\$ -	\$ 13,000.00	\$ 11,775.00	\$ 1,225.00
FICA	995.00	-	995.00	880.93	114.07
Workers Compensation	39.00	-	39.00	27.35	11.65
Total Personnel Services	\$ 14,034.00	\$ -	\$ 14,034.00	\$ 12,683.28	\$ 1,350.72
<u>Contractual Services</u>					
Cellular Service	\$ 4,200.00	\$ -	\$ 4,200.00	\$ 4,560.55	\$ (360.55)
Total Director	\$ 18,234.00	\$ -	\$ 18,234.00	\$ 17,243.83	\$ 990.17
<u>Streets</u>					
<u>Personnel Services</u>					
Workers Compensation	\$ -	\$ -	\$ -	\$ 30.00	\$ (30.00)
<u>Professional Services</u>					
Employment Screening Fees	\$ 750.00	\$ -	\$ 750.00	\$ -	\$ 750.00
<u>Contractual Services</u>					
Telephone - Long Distance	\$ 200.00	\$ -	\$ 200.00	\$ -	\$ 200.00
Other Contractual Services	500.00	-	500.00	-	500.00
Total Contractual Services	\$ 700.00	\$ -	\$ 700.00	\$ -	\$ 700.00
<u>Maintenance and Operations</u>					
Office Supplies	\$ 300.00	\$ -	\$ 300.00	\$ 603.93	\$ (303.93)
Computer Maintenance	250.00	-	250.00	-	250.00
Building Maintenance	750.00	-	750.00	667.13	82.87
Janitorial Supplies	100.00	-	100.00	46.60	53.40
Minor Equipment and Apparatus	500.00	-	500.00	604.75	(104.75)
Uniforms	4,500.00	-	4,500.00	3,657.15	842.85
Safety Apparel	-	-	-	235.82	(235.82)
Safety Equipment	500.00	-	500.00	300.37	199.63
First Aid	200.00	-	200.00	-	200.00
Radio Maintenance	500.00	-	500.00	15.99	484.01
Equipment Maintenance	2,000.00	-	2,000.00	-	2,000.00
Food for Employees	2,000.00	-	2,000.00	1,651.45	348.55
Professional Development	1,000.00	-	1,000.00	1,023.70	(23.70)
Per Diem	750.00	-	750.00	863.94	(113.94)
Books and Publications	100.00	-	100.00	-	100.00
Total Maintenance and Operations	\$ 13,450.00	\$ -	\$ 13,450.00	\$ 9,670.83	\$ 3,779.17
Total Streets	\$ 14,900.00	\$ -	\$ 14,900.00	\$ 9,700.83	\$ 5,199.17

**CITY OF SIKESTON
SIKESTON, MISSOURI
GENERAL FUND
STATEMENT OF EXPENDITURES, COMPARED TO BUDGET (GAAP BASIS)
Year Ended June 30, 2013**

Schedule A-4
Continued

	Original Budget	Revisions	Revised Budget	Actual	Variance- Favorable (Unfavorable)
<u>PUBLIC WORKS - Continued</u>					
<u>Garage</u>					
<u>Personnel Services</u>					
Salaries and Wages	\$ 73,583.00	\$ -	\$ 73,583.00	\$ 79,093.66	\$ (5,510.66)
Overtime	300.00	-	300.00	22.50	277.50
FICA	5,419.00	-	5,419.00	5,793.03	(374.03)
Retirement - LAGERS	6,945.00	-	6,945.00	6,265.30	679.70
Health Insurance	12,206.00	-	12,206.00	13,197.98	(991.98)
Life Insurance	133.00	-	133.00	124.42	8.58
Workers Compensation	3,069.00	-	3,069.00	3,186.06	(117.06)
Unemployment	-	-	-	640.00	(640.00)
Total Personnel Services	\$ 101,655.00	\$ -	\$ 101,655.00	\$ 108,322.95	\$ (6,667.95)
<u>Professional Services</u>					
Employment Screening Fees	\$ -	\$ -	\$ -	\$ 256.00	\$ (256.00)
<u>Maintenance and Operations</u>					
Office Supplies	\$ 90.00	\$ -	\$ 90.00	\$ 115.44	\$ (25.44)
Building Maintenance	1,500.00	-	1,500.00	2,991.17	(1,491.17)
Janitorial Supplies	100.00	-	100.00	41.63	58.37
Minor Equipment and Apparatus	1,100.00	-	1,100.00	861.84	238.16
Fuel, Lube and Coolant	2,400.00	-	2,400.00	1,869.70	530.30
Vehicle Maintenance	400.00	-	400.00	218.03	181.97
Uniforms	1,400.00	-	1,400.00	1,860.84	(460.84)
Safety Apparel	200.00	-	200.00	150.00	50.00
Equipment Maintenance	400.00	-	400.00	-	400.00
Professional Development	-	-	-	45.65	(45.65)
Reimbursable Expenses	450.00	-	450.00	398.23	51.77
Total Maintenance and Operations	\$ 8,040.00	\$ -	\$ 8,040.00	\$ 8,552.53	\$ (512.53)
Total Garage	\$ 109,695.00	\$ -	\$ 109,695.00	\$ 117,131.48	\$ (7,436.48)
<u>LCRA Youth</u>					
<u>Personnel Services</u>					
Salaries and Wages	\$ 73,260.00	\$ -	\$ 73,260.00	\$ 45,399.36	\$ 27,860.64
Overtime	-	-	-	22.05	(22.05)
FICA	5,604.00	-	5,604.00	3,600.50	2,003.50
Workers Compensation	3,158.00	-	3,158.00	1,860.81	1,297.19
Unemployment	-	-	-	18.72	(18.72)
Total Personnel Services	\$ 82,022.00	\$ -	\$ 82,022.00	\$ 50,901.44	\$ 31,120.56
<u>Maintenance and Operations</u>					
Minor Equipment and Apparatus	\$ 4,000.00	\$ -	\$ 4,000.00	\$ 5,663.77	\$ (1,663.77)
Fuel Lube and Coolant	900.00	-	900.00	2,041.48	(1,141.48)
Total Maintenance and Operations	\$ 4,900.00	\$ -	\$ 4,900.00	\$ 7,705.25	\$ (2,805.25)
Total LCRA Youth	\$ 86,922.00	\$ -	\$ 86,922.00	\$ 58,606.69	\$ 28,315.31

**CITY OF SIKESTON
SIKESTON, MISSOURI
GENERAL FUND
STATEMENT OF EXPENDITURES, COMPARED TO BUDGET (GAAP BASIS)
Year Ended June 30, 2013**

Schedule A-4
Continued

	Original Budget	Revisions	Revised Budget	Actual	Variance- Favorable (Unfavorable)
<u>PUBLIC WORKS - Continued</u>					
<u>Planning</u>					
<u>Personnel Services</u>					
Salaries and Wages	\$ 169,023.00	\$ -	\$ 169,023.00	\$ 150,530.13	\$ 18,492.87
Overtime	3,000.00	-	3,000.00	1,270.17	1,729.83
FICA	12,225.00	-	12,225.00	10,629.96	1,595.04
Retirement - LAGERS	16,170.00	-	16,170.00	13,970.74	2,199.26
Health Insurance	48,863.00	-	48,863.00	44,656.88	4,206.12
Life Insurance	299.00	-	299.00	216.00	83.00
Workers Compensation	9,406.00	-	9,406.00	6,253.65	3,152.35
Flexible Spending Account Expenses	180.00	-	180.00	110.00	70.00
Unemployment	-	-	-	6,400.00	(6,400.00)
Total Personnel Services	\$ 259,166.00	\$ -	\$ 259,166.00	\$ 234,037.53	\$ 25,128.47
<u>Contractual Services</u>					
Cellular Service	\$ 4,200.00	\$ -	\$ 4,200.00	\$ 3,244.01	\$ 955.99
<u>Maintenance and Operations</u>					
Office Supplies	\$ 2,000.00	\$ -	\$ 2,000.00	\$ 2,114.44	\$ (114.44)
Computer Maintenance	1,000.00	-	1,000.00	40.96	959.04
Grounds Maintenance - Code	2,000.00	-	2,000.00	-	2,000.00
Miscellaneous Supplies	150.00	-	150.00	8.97	141.03
Minor Equipment and Apparatus	250.00	-	250.00	95.82	154.18
Fuel, Lube and Coolant	7,000.00	-	7,000.00	7,284.63	(284.63)
Vehicle Maintenance	1,500.00	-	1,500.00	2,825.10	(1,325.10)
Uniforms	1,600.00	-	1,600.00	1,147.64	452.36
Safety Apparel	200.00	-	200.00	14.99	185.01
Radio Maintenance	200.00	-	200.00	-	200.00
Professional Development	1,200.00	-	1,200.00	610.00	590.00
Per Diem	1,000.00	-	1,000.00	978.50	21.50
Books and Publications	650.00	-	650.00	224.00	426.00
Postage	4,500.00	-	4,500.00	2,142.53	2,357.47
Advertising and Publishing	500.00	-	500.00	1,226.10	(726.10)
Printing and Binding	700.00	-	700.00	-	700.00
Total Maintenance and Operations	\$ 24,450.00	\$ -	\$ 24,450.00	\$ 18,713.68	\$ 5,736.32
Total Planning	\$ 287,816.00	\$ -	\$ 287,816.00	\$ 255,995.22	\$ 31,820.78
<u>Animal Control</u>					
<u>Contractual Services</u>					
Humane Society	\$ 63,000.00	\$ -	\$ 63,000.00	\$ 63,000.00	\$ -
Impoundment Fees	1,000.00	-	1,000.00	700.00	300.00
Total Contractual Services	\$ 64,000.00	\$ -	\$ 64,000.00	\$ 63,700.00	\$ 300.00

CITY OF SIKESTON
SIKESTON, MISSOURI
GENERAL FUND
STATEMENT OF EXPENDITURES, COMPARED TO BUDGET (GAAP BASIS)
Year Ended June 30, 2013

Schedule A-4
Continued

	Original Budget	Revisions	Revised Budget	Actual	Variance- Favorable (Unfavorable)
<u>PUBLIC WORKS - Continued</u>					
<u>Animal Control - Continued</u>					
<u>Maintenance and Operations</u>					
Building Maintenance	\$ 4,000.00	\$ -	\$ 4,000.00	\$ 1,662.75	\$ 2,337.25
Chemicals - Animal Control	150.00	-	150.00	155.00	(5.00)
Minor Equipment and Apparatus	200.00	-	200.00	183.23	16.77
Fuel, Lube and Coolant	750.00	-	750.00	-	750.00
Vehicle Maintenance	500.00	-	500.00	-	500.00
Food for Animals	50.00	-	50.00	7.09	42.91
	<u>5,650.00</u>	<u>-</u>	<u>5,650.00</u>	<u>2,008.07</u>	<u>3,641.93</u>
Total Maintenance and Operations	\$ 5,650.00	\$ -	\$ 5,650.00	\$ 2,008.07	\$ 3,641.93
Total Animal Control	\$ 69,650.00	\$ -	\$ 69,650.00	\$ 65,708.07	\$ 3,941.93
Total Public Works	\$ 587,217.00	\$ -	\$ 587,217.00	\$ 524,386.12	\$ 62,830.88
Total Expenditures - General Fund	\$ <u>9,559,867.00</u>	\$ <u>118,694.00</u>	\$ <u>9,678,561.00</u>	\$ <u>9,372,472.45</u>	\$ <u>306,313.61</u>

CITY OF SIKESTON
SIKESTON, MISSOURI
SALES TAX TRUST SPECIAL REVENUE FUND
BALANCE SHEET
June 30, 2013

Schedule A-5

ASSETS

Cash in Bank	\$ 136,062.53	
Sales Tax Receivable	274,327.40	
Due from Other Funds	<u>6,247.00</u>	
Total Assets		\$ <u><u>416,636.93</u></u>

LIABILITIES AND FUND EQUITY

Liabilities

Due To Other Funds	\$ 10,563.00
--------------------	--------------

Fund Balance

Assigned for Sales Tax Trust	<u>406,073.93</u>
------------------------------	-------------------

Total Liabilities and Fund Balance	\$ <u><u>416,636.93</u></u>
------------------------------------	-----------------------------

CITY OF SIKESTON
SIKESTON, MISSOURI
SALES TAX TRUST SPECIAL REVENUE FUND
STATEMENT OF REVENUES, EXPENDITURES, AND CHANGES IN FUND
BALANCE - BUDGET (GAAP BASIS) AND ACTUAL
Year Ended June 30, 2013

Schedule A-6

	Original Budget	Revisions	Revised Budget	Actual	Variance- Favorable (Unfavorable)
REVENUES					
<u>Taxes</u>					
Sales Tax	\$ 2,910,765.00	\$ -	\$ 2,910,765.00	\$ 2,842,623.14	\$ (68,141.86)
<u>Miscellaneous</u>					
Interest	\$ 1,457.00	\$ -	\$ 1,457.00	\$ 2,435.63	\$ 978.63
Total Revenues	\$ 2,912,222.00	\$ -	\$ 2,912,222.00	\$ 2,845,058.77	\$ (67,163.23)
EXPENDITURES					
<u>General Government</u>					
<u>Contractual Services</u>					
E.A.T.S. Payments Main/Malone T.I.F.	\$ 25,000.00	\$ -	\$ 25,000.00	\$ 25,798.00	\$ (798.00)
Total Expenditures	\$ 25,000.00	\$ -	\$ 25,000.00	\$ 25,798.00	\$ (798.00)
Excess (Deficiency) of Revenues Over Expenditures	\$ 2,887,222.00	\$ -	\$ 2,887,222.00	\$ 2,819,260.77	\$ (67,961.23)
OTHER FINANCING SOURCES (USES)					
<u>Operating Transfers Out</u>					
General Fund (Public Safety)	\$ 1,480,800.00	\$ -	\$ 1,480,800.00	\$ 1,480,800.00	\$ -
General Fund (Public Works)	1,225,200.00	-	1,225,200.00	1,225,200.00	-
Total Other Financing Sources (Uses)	\$ 2,706,000.00	\$ -	\$ 2,706,000.00	\$ 2,706,000.00	\$ -
Excess (Deficiency) of Revenue and Other Sources Over Expenditures and Other Uses	\$ 181,222.00	\$ -	\$ 181,222.00	\$ 113,260.77	\$ (67,961.23)
FUND BALANCE AT BEGINNING OF YEAR	237,714.00	-	237,714.00	292,813.16	-
FUND BALANCE AT END OF YEAR	\$ 418,936.00	\$ -	\$ 418,936.00	\$ 406,073.93	\$ (67,961.23)

CITY OF SIKESTON
SIKESTON, MISSOURI
TRANSPORTATION SALES TAX SPECIAL REVENUE FUND
BALANCE SHEET
June 30, 2013

Schedule A-7

ASSETS

Cash in Bank	\$	958,825.80	
Accounts Receivable		16.32	
Sales Tax Receivable		137,081.07	
Due From Other Funds		7,294.00	
Street Assessment Receivable		<u>7,239.90</u>	
Total Assets			\$ <u>1,110,457.09</u>

LIABILITIES AND FUND EQUITY

Liabilities

Accounts Payable	\$	17,299.21
Accrued Salaries and Wages		11,970.04
I.C.M.A. Retirement Payable		25.00
Due To Other Funds		<u>10,787.55</u>

Total Liabilities \$ 40,081.80

Fund Balance

Restricted for Transportation		<u>1,070,375.29</u>
-------------------------------	--	---------------------

Total Liabilities and Fund Balance \$ 1,110,457.09

CITY OF SIKESTON
SIKESTON, MISSOURI
TRANSPORTATION SALES TAX SPECIAL REVENUE FUND
STATEMENT OF REVENUES, EXPENDITURES, AND CHANGES IN FUND
BALANCE - BUDGET (GAAP BASIS) AND ACTUAL
Year Ended June 30, 2013

Schedule A-8

	Original Budget	Revisions	Revised Budget	Actual	Variance- Favorable (Unfavorable)
<u>REVENUES</u>					
<u>Taxes</u>					
Transportation Sales Taxes	\$ 1,455,382.00	\$ -	\$ 1,455,382.00	\$ 1,419,778.93	\$ (35,603.07)
<u>Intergovernmental</u>					
MO Foundation Grant	\$ -	\$ -	\$ -	\$ 10,711.00	\$ 10,711.00
<u>Charges for Services</u>					
Clerk Fees	\$ 50.00	\$ -	\$ 50.00	\$ 78.00	\$ 28.00
<u>Miscellaneous</u>					
Interest	\$ 12,266.00	\$ -	\$ 12,266.00	\$ 11,611.80	\$ (654.20)
Total Revenues	\$ 1,467,698.00	\$ -	\$ 1,467,698.00	\$ 1,442,179.73	\$ (25,518.27)
<u>EXPENDITURES</u>					
<u>Public Works - Streets</u>					
<u>Personnel Service</u>					
Salaries and Wages	\$ 324,239.00	\$ -	\$ 324,239.00	\$ 306,782.68	\$ 17,456.32
Overtime	18,000.00	-	18,000.00	8,633.15	9,366.85
FICA	23,614.00	-	23,614.00	21,753.13	1,860.87
Retirement - LAGERS	31,211.00	-	31,211.00	29,063.34	2,147.66
Health Insurance	134,224.00	-	134,224.00	109,563.88	24,660.12
Life Insurance	558.00	-	558.00	426.69	131.31
Worker's Compensation	25,958.00	-	25,958.00	20,870.21	5,087.79
Flexible Spending Account	60.00	-	60.00	-	60.00
Unemployment Compensation	-	-	-	5,260.00	(5,260.00)
Total Personnel Services	\$ 557,864.00	\$ -	\$ 557,864.00	\$ 502,353.08	\$ 55,510.92
<u>Contractual Services</u>					
E.A.T.S. Payments to Main/Malone T.I.F.	\$ 1,250.00	\$ -	\$ 1,250.00	\$ 12,899.00	\$ (11,649.00)
<u>Maintenance and Operations</u>					
Building Maintenance	\$ 4,000.00	\$ -	\$ 4,000.00	\$ 13,664.47	\$ (9,664.47)
Chemicals - Grounds & Streets	38,000.00	12,000.00	50,000.00	26,402.26	23,597.74
Construction Materials	18,000.00	5,400.00	23,400.00	13,560.88	9,839.12
Minor Equipment and Apparatus	13,000.00	-	13,000.00	14,258.07	(1,258.07)
Fuel, Lube and Coolant	45,000.00	5,000.00	50,000.00	49,769.29	230.71
Vehicle Maintenance	14,000.00	-	14,000.00	13,853.50	146.50
Street Signs	15,000.00	-	15,000.00	14,164.93	835.07
Equipment Maintenance	35,000.00	7,000.00	42,000.00	57,664.56	(15,664.56)
Total Maintenance and Operations	\$ 182,000.00	\$ 29,400.00	\$ 211,400.00	\$ 203,337.96	\$ 8,062.04

**CITY OF SIKESTON
SIKESTON, MISSOURI
TRANSPORTATION SALES TAX SPECIAL REVENUE FUND
STATEMENT OF REVENUES, EXPENDITURES, AND CHANGES IN FUND
BALANCE - BUDGET (GAAP BASIS) AND ACTUAL
Year Ended June 30, 2013**

Schedule A-8
Continued

	<u>Original Budget</u>	<u>Revisions</u>	<u>Revised Budget</u>	<u>Actual</u>	<u>Variance- Favorable (Unfavorable)</u>
<u>EXPENDITURES - Continued</u>					
<u>Public Works - Streets - Continued</u>					
<u>Capital Outlays</u>					
Truck: Pickup	\$ 30,000.00	\$ -	\$ 30,000.00	\$ 22,273.90	\$ 7,726.10
Truck: 2 1/2 Ton Dump	70,000.00	-	70,000.00	31.20	69,968.80
Tractor: Backhoe and Loader	-	-	-	33,856.00	(33,856.00)
Barricades, Warning Equipment	1,000.00	-	1,000.00	504.00	496.00
Storm Water Management	10,000.00	60,000.00	70,000.00	100,091.93	(30,091.93)
Streets and Alleys	650,000.00	-	650,000.00	935,188.33	(285,188.33)
MO Foundation Grant	-	20,000.00	20,000.00	21,777.50	(1,777.50)
Total Capital Outlays	\$ 761,000.00	\$ 80,000.00	\$ 841,000.00	\$ 1,113,722.86	\$ (272,722.86)
Total Expenditures	\$ 1,502,114.00	\$ 109,400.00	\$ 1,611,514.00	\$ 1,832,312.90	\$ (220,798.90)
Excess (Deficiency) of Revenues Over Expenditures	\$ (34,416.00)	\$ (109,400.00)	\$ (143,816.00)	\$ (390,133.17)	\$ (246,317.17)
<u>FUND BALANCE AT BEGINNING OF YEAR</u>	<u>1,460,508.46</u>	<u>-</u>	<u>1,460,508.46</u>	<u>1,460,508.46</u>	<u>-</u>
<u>FUND BALANCE AT END OF YEAR</u>	<u>\$ 1,426,092.46</u>	<u>\$ (109,400.00)</u>	<u>\$ 1,316,692.46</u>	<u>\$ 1,070,375.29</u>	<u>\$ (246,317.17)</u>

CITY OF SIKESTON
SIKESTON, MISSOURI
60/61 T.I.F. DISTRICT SPECIAL REVENUE FUND
BALANCE SHEET
June 30, 2013

Schedule A-9

ASSETS

Cash in Bank	\$ 813,894.02	
Due From Other Governmental Units	<u>72,042.00</u>	
Total Assets		\$ <u><u>885,936.02</u></u>

LIABILITIES AND FUND EQUITY

Liabilities

Due To Other Funds	\$ 220,231.83
--------------------	---------------

Fund Balance

Restricted for 60/61 T.I.F.	<u>665,704.19</u>
-----------------------------	-------------------

Total Liabilities and Fund Balance	\$ <u><u>885,936.02</u></u>
------------------------------------	-----------------------------

CITY OF SIKESTON
SIKESTON, MISSOURI
60/61 T.I.F. DISTRICT SPECIAL REVENUE FUND
STATEMENT OF REVENUES, EXPENDITURES, AND CHANGES IN FUND
BALANCE - BUDGET (GAAP BASIS) AND ACTUAL
Year Ended June 30, 2013

Schedule A-10

	Original Budget	Revisions	Revised Budget	Actual	Variance- Favorable (Unfavorable)
<u>REVENUES</u>					
<u>Miscellaneous</u>					
Interest Income	\$ -	\$ -	\$ -	\$ 7,400.02	\$ 7,400.02
Total Revenues	\$ -	\$ -	\$ -	\$ 7,400.02	\$ 7,400.02
<u>EXPENDITURES</u>					
<u>General Government</u>					
<u>Contractual Services</u>					
Four Corners Reimbursement	417,770.00	\$ -	\$ 417,770.00	\$ 410,682.31	\$ 7,087.69
Total Expenditures	\$ 417,770.00	\$ -	\$ 417,770.00	\$ 410,682.31	\$ 7,087.69
Excess (Deficiency) of Revenues Over Expenditures	\$ (417,770.00)	\$ -	\$ (417,770.00)	\$ (403,282.29)	\$ 14,487.71
<u>FUND BALANCE AT BEGINNING OF YEAR</u>	<u>1,068,986.48</u>	<u>-</u>	<u>1,068,986.48</u>	<u>1,068,986.48</u>	<u>-</u>
<u>FUND BALANCE AT END OF YEAR</u>	<u>\$ 651,216.48</u>	<u>\$ -</u>	<u>\$ 651,216.48</u>	<u>\$ 665,704.19</u>	<u>\$ 14,487.71</u>

**CITY OF SIKESTON
SIKESTON, MISSOURI
NOTES TO FINANCIAL STATEMENTS
June 30, 2013**

(1) Summary of Significant Accounting Policies

The City of Sikeston (the City) operates under a Council-Manager form of government and provides the following services as authorized by its charter: public safety (police and fire), streets, sanitation, health and social services, culture-recreation, education, public improvements, planning and zoning, and general administrative services.

In evaluating how to define the City, for financial reporting purposes, management has considered all potential component units. Generally, component units are legally separate organizations for which the elected officials of the City are financially accountable.

The statement of net assets, statement of activities, the combined financial statements, the combining and individual fund financial statements include the Sikeston Economic Development Corporation as a blended component unit. The Sikeston Economic Development Corporation is so closely related to the City of Sikeston that it is, in effect, the same as the City.

The Sikeston Economic Development Corporation financed a building to be used by the Sikeston Department of Public Safety. This is the sole activity of the Corporation. The City of Sikeston has considerable representation on the governing board of the Corporation with the Corporation's board consisting of the current Mayor, Vice-Mayor, City Manager, City Clerk and the Director of Economic Development of the City of Sikeston.

The statement of net assets, statement of activities, the combined financial statements, the combining and individual fund financial statements do not include financial statements of the Board of Municipal Utilities of the City of Sikeston, the Land Clearance Redevelopment Authority, the Sikeston Housing Authority and the Industrial Development Authority.

The Board of Municipal Utilities is a City owned and operated enterprise engaged in the generation, distribution and sale of electric energy to retail and wholesale customers, treatment, distribution and sale of water and operation of a sanitary sewer system within the corporate limits of the City. The Mayor appoints the four commissioners of the Board to four year terms with confirmation by council. After appointment, the Board shall have exclusive jurisdiction, control and management of the department and all its operations and facilities. As such, the Board is not considered a component unit for financial statement purposes. The total assets as of May 31, 2013 was \$204,939,345 and net income for the year-ended May 31, 2013 was \$2,071,540, as audited by other accountants. A copy of the Board's audited financial statements can be obtained from their central office, located at 107 East Malone Avenue, Sikeston, Missouri 63801.

The Land Clearance Redevelopment Authority is a public corporate body formed under Missouri Revised Statute 99.300 as approved by the City in November of 2002 under Ordinance Number 5388, as authorized by the voters of the City in the general election on April 3, 2001. The Land Clearance Redevelopment Authority is organized to redevelop areas within the City considered unsanitary, blighted, deteriorated, and deteriorating areas which constitute a serious and growing menace, injurious to the public health, safety, morals and welfare of the residents of the City. The Mayor shall appoint a five member board of commissioners. After appointment, the Authority shall have exclusive jurisdiction,

CITY OF SIKESTON
SIKESTON, MISSOURI
NOTES TO FINANCIAL STATEMENTS - Continued
June 30, 2013

(1) Summary of Significant Accounting Policies - Continued

control and management of the authority and all its operations and facilities. As such, the Authority is not considered a component unit for financial statement purposes. The Authority has adopted a fiscal year of June 30. The financial information can be obtained from the secretary, located at 111 S. New Madrid, Sikeston, Missouri 63801.

The Sikeston Housing Authority is established to provide low-rent housing, under the low rent program Annual Contributions Contract, for qualified individuals in accordance with the rule and regulations prescribed by the Department of Housing and Urban Development and other Federal agencies. The Mayor shall appoint a five member board of commissioners. After appointment, the Housing Authority shall have exclusive jurisdiction, control and management of the authority and all its operations and facilities. As such, the Authority is not considered a component unit for financial statement purposes. The Authority has adopted a fiscal year of December 31. A copy of the Board's audited financial statements can be obtained from their central office, located at 400 Allen Blvd., Sikeston, Missouri 63801.

The Industrial Development Authority is a public corporate body formed under Missouri Revised Statute 100.320 as approved by the City. The Industrial Development Authority is organized to develop blighted, unsanitary or undeveloped industrial areas in the interest of the public health, safety, morals or welfare of the residents of the city. The Mayor shall appoint a five member board of commissioners. After appointment, the Authority shall have exclusive jurisdiction, control and management of the authority and all its operations and facilities. As such, the Authority is not considered a component unit for financial statement purposes. The financial statements can be obtained from 113 W. North, Sikeston, Missouri 63801.

The City has adopted the new reporting model as required by the Governmental Accounting Standards Board. The accounting policies of the City conform to generally accepted accounting principles as applicable to local governments and following is a summary of the more significant policies:

A. Government-Wide and Fund Financial Statements

The government-wide financial statements include the statement of net assets and the statement of activities. These statements report financial information for the City as a whole.

The statement of activities reports the expenses of a given function offset by program revenues directly connected with the functional program. A function is an assembly of similar activities and may include portions of a fund or summarize more than one fund to capture the expenses and program revenues associated with a distinct functional activity. Program revenues include: (1) charges for services which report fees, fines and forfeitures, and other charges to users of the City's services; (2) operating grants and contributions which finance annual operating activities. Taxes and other revenue not properly included with program revenues are reported as general revenues.

**CITY OF SIKESTON
SIKESTON, MISSOURI
NOTES TO FINANCIAL STATEMENTS - Continued
June 30, 2013**

(1) Summary of Significant Accounting Policies - Continued

A. Government-Wide and Fund Financial Statements - Continued

Fund financial statements are provided for governmental funds and fiduciary funds. Major individual governmental funds are reported in separate columns with composite columns for nonmajor funds.

B. Measurement Focus, Basis of Accounting, and Financial Statement Presentation

The financial statements of the City are prepared in accordance with generally accepted accounting principles (GAAP). The City's reporting entity applies all relevant Governmental Accounting Standards Board (GASB) pronouncements and applicable Financial Accounting Standards Board (FASB) pronouncements and Accounting Principles Board (APB) opinions issued on or before November 30, 1989, unless they conflict with GASB pronouncements. The City's reporting entity does not apply FASB pronouncements or APB opinions issued after November 30, 1989.

The government-wide statements report using the economic resources measurement focus and the accrual basis of accounting generally including the reclassification or elimination of internal activity (between or within funds). Reimbursements are reported as reductions to expenses. Fiduciary fund financial statements also report using this same focus and basis of accounting although internal activity is not eliminated in these statements. Revenues are recorded when earned and expenses are recorded when a liability is incurred, regardless of the timing of related cash flows. Property tax revenues are recognized in the year for which they are levied while grants are recognized when grantor eligibility requirements are met.

Governmental fund financial statements report using the current financial resources measurement focus and the modified accrual basis of accounting. Revenues are recognized when they are both measurable and available. Available means collectible within the current period or soon enough thereafter to pay current liabilities. The City considers revenues to be available if they are collected within 60 days of the end of the fiscal year. Expenditures are recorded when the related fund liability is incurred.

Major revenue sources susceptible to accrual include sales taxes, property taxes, franchise taxes, and investment income. In general, other revenues are recognized when cash is received.

C. Fund Balance Reporting

The Governmental Accounting Standards Board (GASB) has issued Statement No. 54, *Fund Balance Reporting and Governmental Fund Type Definitions* (GASB 54). This Statement defines the different types of fund balances that a governmental entity must use for financial reporting purposes.

**CITY OF SIKESTON
SIKESTON, MISSOURI
NOTES TO FINANCIAL STATEMENTS - Continued
June 30, 2013**

(1) Summary of Significant Accounting Policies - Continued

C. Fund Balance Reporting - Continued

GASB 54 requires the fund balance amounts to be properly reported within one of the fund balance categories listed below:

- 1) *Nonspendable fund balance* - amounts associated with inventories, prepaid amounts, long-term loans and notes receivables, and properties held for resale
- 2) *Restricted fund balance* - amounts that can be spent only for the specific purposes stipulated by constitution, external resource providers, or through enabling legislation
- 3) *Committed fund balance* - amounts that can be used only for the specific purposes determined by formal action of the City's Council (the City's highest level of decision making authority)
- 4) *Assigned fund balance* - amounts intended to be used by the government for specific purposes but do not meet the criteria to be classified as restricted or committed
- 5) *Unassigned fund balance* - the residual classification for the government's general fund and includes all spendable amounts not contained in the other classifications. In other funds, this is used only to report a deficit balance resulting from overspending for specific purposes for which amounts had been restricted, committed, or assigned

Committed fund balance is established (and modified or rescinded) by the passing of an ordinance or a resolution by the City's Council.

Assigned fund balance is established by policy of the City Council or the City Manager.

When both restricted and unrestricted resources are available for use, it is the City's policy to use restricted resources first, then unrestricted as needed. See Note 3 for further information. The City's policy is to apply expenditures against restricted fund balance, committed fund balance, assigned fund balance, and unassigned fund balance in that order.

In July 2001, the City established a minimum fund balance policy with the passage of Resolution 01-07-01. The policy states that a minimum ending fund balance for restricted funds shall be not less than 15% of the annual estimated revenues. The restricted funds are deemed to be the Transportation Sales Tax Fund, the Capital Improvement Sales Tax Fund, and the Tourism Tax Trust Fund.

The policy states that a minimum ending fund balance for unrestricted funds shall be not less than 25% of the annual estimated revenues. The unrestricted funds are deemed to be the General Fund, the Sales Tax Trust Fund, the Park Fund, the Municipal Court Fund, and the E-911 Fund.

Special purpose funds are not subject to the minimum ending balance fund balance guidelines. The special purpose funds are deemed to be the SAHEC Sales Tax Fund, the Economic Development Fund, the Library Fund, the Rodeo Trust Fund, the 60/61 T.I.F. District Fund, and the Main/Malone T.I.F. District Fund.

**CITY OF SIKESTON
SIKESTON, MISSOURI
NOTES TO FINANCIAL STATEMENTS - Continued
June 30, 2013**

(1) Summary of Significant Accounting Policies - Continued

C. Fund Balance Reporting - Continued

The following funds did not maintain the required minimum fund balance:

<u>Fund</u>		<u>Required Minimum Fund Balance</u>		<u>Actual Fund Balance</u>		<u>Shortage</u>
Sales Tax Trust Fund	\$	728,055.50	\$	406,073.93	\$	321,981.57
Park Fund		90,529.25		64,769.79		25,759.46

D. Fund Types and Major Funds

The City reports the following major governmental funds:

General Fund - reports as the primary fund of the City. This fund is used to account for all financial resources not reported in other funds.

Sales Tax Trust Fund - established by City ordinance to account for the general sales tax.

Transportation Sales Tax Fund - established by City ordinance to account for the quarter cent sales tax designated for transportation purposes as defined in Sections 94.700 to 94.755 of the Missouri Revised Statutes.

60/61 T.I.F. District Fund – established to account for 60/61 T.I.F Project.

E. Assets, Liabilities and Net Assets

1. Cash and Investments

The City reporting entity considers highly liquid investments (including restricted assets) with an original maturity of three months or less when purchased to be cash equivalents. Legal restrictions and the City's policies governing deposits and investments are discussed in Note 5.

Investments are reported at fair value which is determined using selected bases. Short-term investments are reported at cost, which approximates fair value. See Note 6 for further information.

CITY OF SIKESTON
SIKESTON, MISSOURI
NOTES TO FINANCIAL STATEMENTS - Continued
June 30, 2013

(1) Summary of Significant Accounting Policies - Continued

E. Assets, Liabilities and Net Assets - Continued

2. Inventories and Prepaids

Inventories in governmental funds consist of expendable supplies held for consumption stated on a first-in, first-out basis. They are reported in inventory at cost and they are recorded as an expenditure at the time the individual inventory items are used.

Prepaid record payments to vendors that benefit future reporting periods are also reported on the consumption basis. Both inventories and prepaids are similarly reported in government-wide and fund financial statements.

3. Capital Assets, Depreciation, and Amortization

The City's property and equipment with useful lives of more than one year are stated at historical cost and comprehensively reported in the government-wide financial statements. Donated assets are stated at fair value on the date donated. The City generally capitalizes assets with cost of \$1,000 or more as purchase and construction outlays occur. The costs of normal maintenance and repairs that do not add to the asset value or materially extend useful lives are not capitalized. Capital assets are depreciated using the straight-line method. When capital assets are disposed of, the cost and applicable accumulated depreciation are removed from the respective accounts, and the resulting gain or loss is recorded in operations. Infrastructure assets acquired prior to July 1, 2003 have not been capitalized in this financial presentation.

Estimated useful lives, in years, for depreciable assets are as follows:

Buildings	5-40
Improvements, other than buildings	5-50
Equipment and Machinery	5-7
Infrastructure	5-50

All fixed assets are valued at historical cost or estimated historical cost if actual historical cost is not available. Donated fixed assets are valued at their estimated fair value on the date donated.

F. Encumbrances

Encumbrance accounting, under which purchase orders, contracts, and other commitments for the expenditure of monies are recorded in order to reserve that portion of the applicable appropriation, is employed as an extension of formal budgetary integration in the General Fund and Special Revenue Funds. Encumbrances outstanding at year end are reported as reservations of fund balances since they do not constitute expenditures or liabilities in fund accounting financial statements. Encumbrances are not reserved on the government-wide financial statements.

CITY OF SIKESTON
SIKESTON, MISSOURI
NOTES TO FINANCIAL STATEMENTS - Continued
June 30, 2013

(1) Summary of Significant Accounting Policies - Continued

G. Budgets and Budgetary Accounting

The City follows these procedures in establishing the budgetary data reflected in the financial statements:

1. Prior to June 30, the City Manager submits to the City Council, a proposed operating budget for the fiscal year commencing the following July 1. The operating budget includes proposed expenditures and the means of financing them.
2. Prior to July 1, the budget is legally enacted through passage of an ordinance.
3. The City Manager is authorized to transfer budgeted amounts between departments within any fund; however, any revisions that alter the total expenditures of any fund must be approved by the City Council.
4. Formal budgetary integration is employed as a management control device during the year for the General Fund and Special Revenue Funds.
5. Budgets for the General and Special Revenue Funds are adopted on a basis consistent with generally accepted accounting principles (GAAP).

Budgeted amounts are as originally adopted or amended by the City Council.

6. Appropriations expire at the end of the fiscal year at which time a new budget for the ensuing year is adopted.

The following funds expenditures exceeded appropriations:

<u>Fund</u>	<u>Appropriations</u>	<u>Expenditures</u>
Sales Tax Trust Fund	\$ 25,000.00	\$ 25,798.00
Transportation Sales Tax	1,611,514.00	1,832,312.90
Economic Development	221,912.00	237,876.52
Municipal Court	299,756.00	333,913.36
Library	321,731.51	371,430.82
E911	245,000.00	353,476.89

CITY OF SIKESTON
SIKESTON, MISSOURI
NOTES TO FINANCIAL STATEMENTS - Continued
June 30, 2013

(1) Summary of Significant Accounting Policies - Continued

H. Policy for Compensation for Future Absences

Vacation banking is limited to 1½ times the employees' annual accrual. Vacation in excess of this amount is lost without compensation on the employee's anniversary date of employment. The Manager may authorize carry over, not to exceed two times the annual accrual rate, when in his sole opinion, such action is warranted, upon receipt of an appropriate request at least thirty days prior to the anniversary date the employee would otherwise forfeit vacation time accrued. Accrued banked vacation shall be bought back at the employee's regular rate of pay when the employee leaves the services of the City. Employees shall not accrue any vacation until the end of their initial employment qualifying period and employees leaving the service of the City prior to their first anniversary shall forfeit any and all claims to any vacation time. Vacation shall be earned and accrued monthly after the first anniversary date in accordance with City Ordinance number 5819.

Sick leave banking is limited to 120 workdays or 40 shifts. Sick leave in excess of this amount is lost without compensation on the employee's anniversary date of employment. The Manager may authorize carry over, not to exceed one additional year of sick leave accrual when, in his sole opinion, such action is warranted, upon receipt of an appropriate request at least thirty days prior to the anniversary date the employee would otherwise forfeit sick leave time accrued. Sick leave shall be accrued monthly beginning after the first 6 months of employment. Unused sick leave banked at the time the employee leaves the service of the City shall be forfeited and no paid compensation is authorized for any such time.

When an employee is required to work or when a scheduled City holiday shall fall on an eligible employee's regularly scheduled day off, then that holiday time shall be credited to that employee's holiday bank. Banked holiday time shall accrue until the employee's anniversary date, at which time all banked time shall be bought back at the employee's regular hourly rate except for one day or one shift as appropriate, which shall be retained in the employee's holiday time bank. Banked holiday time shall be bought back at the employee's regular rate of pay when the employee leaves the service of the City.

The City's liability for accumulated vacation and holiday pay (\$358,765.22 at June 30, 2013) for governmental funds, which represents normal accumulations, has been recorded in the Statement of Net Assets. The current portion of accrued vacation pay, which would be liquidated with expendable available resources is not material.

(2) Property Tax

Property Taxes attach as an enforceable lien on property as of January 1. Taxes are levied on or about October 1 and payable by December 31. The City bills and collects its own property taxes. City property tax revenues are recognized when levied to the extent that they result in current receivables. Any amount not collected during the current fiscal year or within 60 days of the year-end

**CITY OF SIKESTON
SIKESTON, MISSOURI
NOTES TO FINANCIAL STATEMENTS - Continued
June 30, 2013**

(2) Property Tax - Continued

are treated as deferred revenues. Any adjustments of tax levies or charge-offs for other purposes, are written off against current year's revenues.

(3) Restricted Revenues

Transportation sales tax proceeds are restricted for transportation purposes as defined in Sections 94.700 to 94.755 of the Missouri Revised Statutes. A special revenue fund known as Transportation Sales Tax Fund is used to account for transportation sales tax proceeds.

On April 7, 1998, the voters approved a capital improvement sales tax to be used to finance the construction of a Higher Education Center. The sales tax proceeds are restricted to construction and furnishing of the Sikeston Higher Education Center. A special revenue fund known as the Sikeston Higher Education Sales Tax Trust Fund is used to account for the capital improvement sales tax proceeds. The capital improvement sales tax expired on September 30, 2004.

Tourism tax proceeds are restricted for tourism marketing and promotional purposes. A special revenue fund known as Tourism Sales Tax Trust Fund is used to account for tourism sales tax proceeds.

The City has levied a property tax of \$.1745 per \$100 assessed valuation for both the Park Funds and the Library Fund. These funds are restricted for these usages.

State Motor Vehicle fuel tax and county road and bridge tax allocations to the City are restricted for use of repair, policing, sign, lighting, construction, etc., for roads, bridges and highways in accordance with Article IV, Section 30 (a) of the Missouri Constitution.

Grants are received from the State for various purposes. These funds are restricted to the uses specified in the grant agreements to which they pertain.

Revenues from a \$3.00 per violation court cost are restricted for police training expenditures.

(4) Deposits

Missouri statutes require that any banking institution acting as a depository for funds of the City shall at all times secure all deposits of the City with collateral of sufficient value of not less than 100% of the actual amount of the funds on deposit with the depository, less the amount, if any, insured by the Federal Deposit Insurance Corporation. City Ordinance Number 5487 requires collateral of sufficient value of not less than 101% of the actual amount of the funds on deposit with the depository, less the amount, if any, insured by the Federal Deposit Insurance Corporation. At year-end, the carrying amount of the City's deposits was \$5,348,901.25 and the bank balance was \$4,834,591.29.

**CITY OF SIKESTON
SIKESTON, MISSOURI
NOTES TO FINANCIAL STATEMENTS - Continued
June 30, 2013**

(4) Deposits – Continued

The deposits are categorized in accordance with risk factors created by governmental reporting standards.

	Carrying <u>Amount</u>	Bank <u>Balance</u>
Category #1	\$ 366,865.77	\$ 366,865.77
Category #2	-	-
Category #3	4,982,035.48	4,467,725.52
Total	\$ <u>5,348,901.25</u>	\$ <u>4,834,591.29</u>

Category #1 includes deposits covered by deposit insurance or collateral held by the City in the City's name.

Category #2 includes deposits covered by collateral held by the financial institution's trust department in the City's name.

Category #3 includes deposits which are uncollateralized or the collateral is held by the financial institution's trust department but not in the City's name.

(5) Investments

Statutes authorize the City to invest in governmental securities, repurchase agreements and certificates of deposit.

Investments made by the City are summarized below. The investments that represent specific identifiable investment securities are classified as to credit risk by the three categories described below:

- Category #1 Insured or registered, or securities held by the City or its agent in the City's name.
- Category #2 Uninsured and unregistered, or securities held by the counter-party's trust department or agent in the City's name.
- Category #3 Uninsured and unregistered, with securities held by the counter-party, or by its trust department or agent but not in the City's name.

CITY OF SIKESTON
SIKESTON, MISSOURI
NOTES TO FINANCIAL STATEMENTS - Continued
June 30, 2013

(5) Investments - Continued

	<u>Category</u>			<u>Carrying Value</u>
	<u>#1</u>	<u>#2</u>	<u>#3</u>	
Certificate of Deposit	\$ 250,000.00	\$ -	\$ 50,000.00	\$ 300,000.00
Repurchase Agreements	-	-	3,000,000.00	3,000,000.00
	<u>\$ 250,000.00</u>	<u>\$ -</u>	<u>\$ 3,050,000.00</u>	<u>\$ 3,300,000.00</u>

The fair value of the securities was equal to, or in excess of, the face value of the repurchase agreements at the time of issuance. Should the fair value of the securities decline, the City may become an unsecured creditor of the bank. The City has one repurchase agreement with the Southern Bank. The City invested \$3,828,432.68 at a rate of 1.50 APY. The maturity date is July 1, 2013. The City has a certificate of deposit with FOCUS Bank in the amount of \$300,000.00 at a rate of 1.3% and a maturity date of June 30, 2014.

(6) Individual Fund Interfund Receivable and Payable Balances

As of June 30, 2013, interfund receivables and payables were as follows:

<u>Fund</u>	<u>Interfund Receivables</u>	<u>Interfund Payables</u>
General Fund	\$ 9,829.78	\$ 26,602.24
Sales Tax Trust Fund	6,247.00	10,563.00
Sikeston Higher Education Sales Tax Fund	8.32	-
Transportation Sales Tax Fund	7,294.00	10,787.55
Economic Development Fund	-	12.74
Park Fund	7,692.77	1,834.34
Municipal Court Fund	-	188.48
Library Fund	1,907.38	1,164.50
Tourism Tax Trust Fund	-	8.98
Capital Improvement Sales Tax	12,817.57	-
Main/Malone T.I.F. District Fund	20,984.01	15,618.00
Community Development Block Grant Fund	-	1.00
Totals	<u>\$ 66,780.83</u>	<u>\$ 66,780.83</u>

**CITY OF SIKESTON
SIKESTON, MISSOURI
NOTES TO FINANCIAL STATEMENTS - Continued
June 30, 2013**

(7) Changes in Fixed Assets

The following table provides a summary of changes in capital assets:

	<u>Land</u>	<u>Buildings and Leasehold Improvements</u>	<u>Infrastructure and Other Improvements</u>	<u>Furniture, Machinery and Equipment</u>	<u>Totals</u>
Balance, June 30, 2012	\$ 2,940,208.14	\$ 15,856,637.90	\$ 4,003,673.74	\$ 11,837,176.79	\$ 34,637,696.57
Increases	210,000.00	4,605,530.18	416,028.59	673,182.12	5,904,740.89
Decreases	5,315.78	242,500.00	-	21,945.80	269,761.58
Balance, June 30, 2013	<u>\$ 3,144,892.36</u>	<u>\$ 20,219,668.08</u>	<u>\$ 4,419,702.33</u>	<u>\$ 12,488,413.11</u>	<u>\$ 40,272,675.88</u>
Accumulated Depreciation					
Balance, June 30, 2012	\$ -	\$ 4,626,690.81	\$ 968,896.45	\$ 9,583,633.99	\$ 15,179,221.25
Increases	-	433,358.94	140,842.53	874,055.10	1,448,256.57
Decreases	-	-	-	17,367.14	17,367.14
Balance, June 30, 2013	<u>\$ -</u>	<u>\$ 5,060,049.75</u>	<u>\$ 1,109,738.98</u>	<u>\$ 10,440,321.95</u>	<u>\$ 16,610,110.68</u>
Net Capital Assets	<u>\$ 3,144,892.36</u>	<u>\$ 15,159,618.33</u>	<u>\$ 3,309,963.35</u>	<u>\$ 2,048,091.16</u>	<u>\$ 23,662,565.20</u>

(8) Loan Receivable -YMCA

On November 26, 2007, the City entered into a loan receivable with YMCA of Southeast Missouri, in the amount of \$70,000.00 for sale of the Sikeston Municipal Swimming Pool. The note requires payments of \$10,000.00 per year, however, the YMCA of Southeast Missouri will be given a credit of \$10,000.00 per year for each year it operates a swimming pool. The note had a remaining principal balance of \$30,000.00 as of June 30, 2013.

(9) Due to Chamber of Commerce

On August 27, 2012, the City entered into a commercial lease agreement with Sikeston Area Chamber of Commerce. The City agrees to lease to the Chamber land and improvements located at 215 N. New Madrid for \$200.00 per month. The Chamber agrees to vacate the building at 1 Industrial Drive. Additionally, the City will convey by general warranty deed the real estate at 206 E. Malone Ave. and within one year at the City's expense, the existing structure will be demolished and removed. A liability is recorded for the value of the property at 206 E. Malone Ave. which has not yet been transferred to the Chamber.

(10) Long-Term Obligations

The following is a summary of changes in the long-term debt from governmental activities included on the government-wide statement of net assets for the year ended June 30, 2013:

**CITY OF SIKESTON
SIKESTON, MISSOURI
NOTES TO FINANCIAL STATEMENTS - Continued
June 30, 2013**

(10) Long-Term Obligations - Continued

	Balance, June 30, 2012	Additions	Retirements	Balance, June 30, 2013
Tax Increment Financing Notes- Four Corners Development Co.	\$ -	\$ 419,853.04	\$ 419,853.04	\$ -
Tax Increment Financing Notes- Sikeston Acquisitions, Inc.	1,207,828.46	-	65,435.55	1,142,392.91
SAHEC Financing	438,388.57	-	52,881.51	385,507.06
DPS Building	2,351,708.53	1,498,185.00	105,931.19	3,743,962.34
E-911 Equipment	256,348.75	-	107,190.21	149,158.54
Pumper	203,967.70	-	66,733.28	137,234.42
Compensated Absences	372,233.99	-	13,468.77	358,765.22
Totals	<u>\$ 4,830,476.00</u>	<u>\$ 1,918,038.04</u>	<u>\$ 831,493.55</u>	<u>\$ 5,917,020.49</u>

Long-term obligations at June 30, 2013 are comprised of the following individual issues:

A. Tax Increment Financing Notes – Four Corners Development Co., Inc.

On June 5, 2000, the City entered into an agreement with Four Corners Development Co., Inc. for the redevelopment of an area along Highways 60 and 61. On May 15, 2001, \$1,880,000.00 of tax increment financing notes was issued to Four Corners Development Co., Inc. to reimburse project costs completed at that date. Additional construction advances were made, increasing these notes to \$2,945,000.00. A principal payment of \$100,000.00 was made on April 1, 2003, reducing these notes to \$2,845,000.00 as of June 30, 2003. \$2,550,000.00 of these notes bear interest at the rate of 6% per annum. \$295,000.00 of these notes bear interest at the rate of 7.5% per annum. On July 11, 2001, \$265,282.00 of tax increment financing notes was issued to Lowe's Home Centers, Inc. to reimburse their portion of project costs. A principal payment of \$5,000.00 was made on April 1, 2003, reducing these notes to \$260,282.00 as of June 30, 2003. These notes bear interest at the rate of 7.5% per annum. Interest was payable on April 1 and October 1 in each year. These notes were all refunded on July 10, 2003 with the proceeds from the issuance of bonds.

On July 10, 2003, the City issued \$3,600,000.00 of Tax Increment Refunding Revenue Bonds. These bonds pay interest from 3.25% to 5.45% per annum on January 1 and July 1 of each year. The maturity dates on these bonds vary from July 1, 2008 to July 1, 2022. The bonds are limited obligations of the City, payable solely from Bond proceeds, Payments In Lieu of Taxes, certain Economic Activity Tax Revenues and monies on deposits in a Debt Service Reserve Fund. The obligations of the City with respect to these bonds terminate on April 1, 2023, whether or not the principal amount or interest has been paid in full. These bonds were paid in full as of June 30, 2011.

CITY OF SIKESTON
SIKESTON, MISSOURI
NOTES TO FINANCIAL STATEMENTS - Continued
June 30, 2013

(10) Long-Term Obligations - Continued

A. Tax Increment Financing Notes – Four Corners Development Co., Inc. - Continued

On July 15, 2011, notes of \$140,000.00 were issued to Four Corners Development Co., Inc. to reimburse new project costs. These notes were paid on July 19, 2011. On September 23, 2011, notes of \$520,000.00 were issued to reimburse additional project costs. These notes were paid on September 28, 2011. On October 1, 2012, project costs of \$265,000.00 were paid. On November 21, 2012, project costs of \$73,661.77 were paid. On November 30, 2012, a final payment of \$81,191.27 for project costs was made. This completed the redevelopment project with Four Corners Development Co., Inc.

B. Tax Increment Financing Notes – Sikeston Acquisitions, Inc.

<u>Year Ending</u>	<u>Principal Due</u>	<u>Interest Due</u>	<u>Total</u>
June 30, 2014	\$ 157,140.03	\$ 45,436.97	\$ 202,577.00
June 30, 2015	170,255.44	36,215.56	206,471.00
June 30, 2016	185,674.23	26,227.77	211,902.00
June 30, 2017	200,652.76	15,339.24	215,992.00
June 30, 2018	103,670.45	117,990.55	221,661.00
2019 thru 2023	325,000.00	754,096.99	1,079,096.99
Totals	\$ 1,142,392.91	\$ 995,307.08	\$ 2,137,699.99

On September 1, 2004, the City entered into an agreement with Sikeston Acquisitions, Inc. for the redevelopment of the North Main Street and Malone Avenue Redevelopment Area. On January 7, 2005, \$925,000.00 of tax increment financing notes was issued to Sikeston Acquisitions, Inc. to reimburse project costs completed at that date. An additional construction advance of \$689,000.00 was made on November 8, 2005. On May 11, 2006, these notes were reissued along with the construction holdback of \$36,000.00. A note for \$1,325,000.00 bearing interest at the rate of 5.75% per annum was issued along with a note for \$325,000.00 bearing interest at the rate of 7.25% per annum. Interest is payable on May 1 and November 1 in each year and will be paid only from pledged revenues. Pledged revenues include certain payments in lieu of taxes and economic activity taxes generated in the redevelopment area. The maturity date of these notes is August 31, 2027. The obligations of the City with respect to this note terminate on August 31, 2027, whether or not the principal amount or interest has been paid in full. As of June 30, 2013, \$1,142,392.91 of notes remains outstanding.

CITY OF SIKESTON
SIKESTON, MISSOURI
NOTES TO FINANCIAL STATEMENTS - Continued
June 30, 2013

(10) Long-Term Obligations - Continued

C. SAHEC Financing

<u>Year Ending</u>	<u>Principal Due</u>	<u>Interest Due</u>	<u>Total</u>
June 30, 2014	\$ 53,104.82	\$ 11,389.86	\$ 64,494.68
June 30, 2015	53,471.88	10,239.50	63,711.38
June 30, 2016	54,327.43	8,944.64	63,272.07
June 30, 2017	54,915.18	7,487.65	62,402.83
June 30, 2018	55,862.46	5,874.58	61,737.04
2019 thru 2020	113,825.29	6,816.08	120,641.37
Totals	\$ 385,507.06	\$ 50,752.31	436,259.37

On October 27, 2005, the City entered into an agreement with the Board of Regents of Southeast Missouri State University to construct and equip an addition to the Sikeston Area Higher Education Center. The City executed a tax anticipation note in the amount of \$1,500,000.00 to FOCUS Bank to finance its portion of the project. The note bears interest at the rate of 4.25% per annum. Interest is payable on July 1 and January 1 each year. In addition, a principal payment is due each year on January 1. The loan was to mature on January 1, 2013. On May 11, 2010, the City refinanced this note with Alliance Bank. The note requires the City to make annual payments of \$58,799.75 on January 1 each year beginning in 2011 and ending on January 1, 2020. Also payments of interest accrued only are due each year on July 1. These payments vary beginning with a payment of \$6,623.18 on July 1, 2011. The interest rate on this note varies from 2.7% to 3.7%. As of June 30, 2013, the loan balance is \$385,507.06.

D. DPS Building

<u>Year Ending</u>	<u>Principal Due</u>	<u>Interest Due</u>	<u>Total</u>
June 30, 2014	\$ 108,073.05	\$ 148,419.95	\$ 256,493.00
June 30, 2015	112,285.04	144,207.96	256,493.00
June 30, 2016	116,689.13	139,803.87	256,493.00
June 30, 2017	121,266.66	135,226.34	256,493.00
June 30, 2018	126,024.46	130,468.54	256,493.00
2019 thru 2023	708,314.28	574,150.72	1,282,465.00
2024 thru 2028	827,097.88	424,312.09	1,251,409.97
2029 thru 2033	959,563.98	251,086.02	1,210,650.00
2034 thru 2036	664,647.86	53,547.58	718,195.44
Totals	\$ 3,743,962.34	\$ 2,001,223.07	\$ 5,745,185.41

CITY OF SIKESTON
SIKESTON, MISSOURI
NOTES TO FINANCIAL STATEMENTS - Continued
June 30, 2013

(10) Long-Term Obligations – Continued

D. DPS Building - Continued

On June 13, 2011, Sikeston Economic Development Corporation, a blended component unit of the City of Sikeston, entered into an agreement to construct a building to be used by the Sikeston Department of Public Safety. As part of the financing, the Corporation received a loan from the United States Department of Agriculture. The loan is for \$4,186,200.00 at a rate of 4%. The loan requires payments of \$242,130.00 on June 13th each year. As of June 30, 2013, draws on the loan of \$3,926,085.00 had been received and the loan balance was \$3,593,962.34.

On March 27, 2013, Sikeston Economic Development Corporation received an additional loan from the United States Department of Agriculture to help finance the relocation of the Sikeston Area of Chamber of Commerce and the Withers Broadcasting Company of Southeast Missouri, LLC to free land for a parking lot for the new Sikeston DPS building. The loan is for \$277,000.00 at a rate of 3.125%. The loan requires annual payments of \$14,363.00 each year on the 27th of March beginning in 2014. The loan balance as of June 30, 2013 was \$150,000.00.

E. Capital Lease Obligations

The following is a schedule of the future minimum lease payments required under the capital lease and the present value of the net minimum lease payments at June 30, 2013.

<u>Year Ending</u>	<u>E-911 Equipment</u>	<u>Pumper</u>	<u>Total</u>
June 30, 2014	\$ 114,794.64	\$ 75,000.00	\$ 189,794.64
June 30, 2015	38,264.56	70,808.95	109,073.51
Total Minimum Lease Payments	\$ 153,059.20	\$ 145,808.95	\$ 298,868.15
Less: Amount Representing Interest	<u>3,900.66</u>	<u>8,574.53</u>	<u>12,475.19</u>
Present Value of Future Minimum Lease Payments	\$ <u>149,158.54</u>	\$ <u>137,234.42</u>	\$ <u>286,392.96</u>

On January 25, 2007, the City entered into a lease-purchase agreement with the First State Bank and Trust Company, Inc. to finance the acquisition of a rescue pumper fire truck. The lease qualified as a capital lease for accounting purposes and, therefore, has been recorded at the present value of the future minimum lease payments as of the date of its inception. The fire truck is included in the General Fixed Assets at \$581,126.50.

**CITY OF SIKESTON
SIKESTON, MISSOURI
NOTES TO FINANCIAL STATEMENTS - Continued
June 30, 2013**

(10) Long-Term Obligations – Continued

E. Capital Lease Obligations - Continued

On November 1, 2007, the City entered into a lease-purchase agreement with the Regions Equipment Finance Corporation to finance the acquisition of E-911 equipment. The lease qualified as a capital lease for accounting purposes and, therefore, has been recorded at the present value of the future minimum lease payments as of the date of its inception. The E-911 equipment is included in the General Fixed Assets at \$279,580.24.

Also included in long-term debt at June 30, 2013 is the City's liability for accumulated vacation and holiday pay which was \$358,765.22 at June 30, 2013.

(11) Tax Increment Financing

On September 1, 2004, the City entered into an agreement with Sikeston Acquisitions, Inc. for the redevelopment of the northwest quadrant of the intersection of Main Street and Malone Avenue and has adopted tax increment financing (TIF). The City has agreed to issue TIF notes to be sold to Sikeston Acquisitions, Inc. to evidence the City's obligation to reimburse Sikeston Acquisitions, Inc. for verified Reimbursable Redevelopment Project Costs, up to a maximum aggregate principal amount of \$1,700,000.00. Reimbursable Redevelopment Project Costs include, but are not limited to, costs of studies, surveys, plans, tests and specifications, professional service costs, acquisition costs, costs of demolition of buildings and the clearing and grading of land, costs of construction of public works or improvements, issuance costs, and payment in lieu of taxes. The City will use TIF revenue, which is payments in lieu of taxes attributable to the increase in the current equalized assessed valuation of the area over and above the initial equalized assessed value of such property and 50% of the total additional revenues from taxes which are imposed by the City or other taxing districts and which are generated by economic activities within the area over such taxes generated by economic activities within the area in the calendar year ending December 31, 2003, to pay the interest and principal on the TIF obligations. As of June 30, 2010, \$1,650,000.00 of TIF notes had been issued.

On June 5, 2000, the City entered into an agreement with Four Corners Development Co., Inc. for the redevelopment of 60/61 Redevelopment Project Area and has adopted tax increment financing (TIF). The City has agreed to issue TIF notes to be sold to Four Corners Development Co., Inc. to evidence the City's obligation to reimburse Four Corners Development Co., Inc. for verified Reimbursable Redevelopment Project Costs, up to a maximum aggregate principal amount of \$4,882,000.00. Reimbursable Redevelopment Project Costs include, but are not limited to, costs of studies, surveys, plans, tests and specifications, professional service costs, acquisition costs, costs of demolition of buildings and the clearing and grading of land, costs of construction of public works or improvements, issuance costs, and payment in lieu of taxes. The City will use TIF revenue, which is payments in lieu of taxes attributable to the increase in the current equalized assessed valuation of the area over and above the initial equalized assessed value of such property and 50% of the total additional revenues from taxes which are imposed by the City or other taxing districts and which are generated by economic activities within the area over such taxes generated by economic activities within the area in the calendar year ending December 31, 1999, to pay the interest and principal on the TIF obligations. On October 4, 2012, Four Corners Development Co., Inc. notified the City in writing that it has relinquished any remaining redevelopment rights under this redevelopment agreement.

**CITY OF SIKESTON
SIKESTON, MISSOURI
NOTES TO FINANCIAL STATEMENTS - Continued
June 30, 2013**

(11) Tax Increment Financing – Continued

On October 15, 2012, the City entered into an agreement with Six Thirty Two LLC for the development of Lot One of Hospitality Subdivision and has adopted tax increment financing (TIF). The City has agreed to reimburse Six Thirty Two LLC for verified Reimbursable Project Costs, up to a maximum of \$431,262.00. The City will use TIF revenue, which is incremental real property taxes and economic activity taxes described in Sections 99.845.1(2)(a) and 99.845.3 of the Revised Statutes of Missouri, to reimburse these project costs. Payments will be made every February 1 and August 1 in an amount equal to all TIF Revenues, less \$1,000.00 administration fee to be retained by the City, that the City has received during the previous calculation period (January 1 to June 30 and July 1 to December 31). Six Thirty Two LLC has submitted a Certificate of Reimbursable Costs but no reimbursements have yet been made.

On October 15, 2012, the City entered into an agreement with Select Sikeston Hospitality, LLC for the development of Lot Two of Hospitality Subdivision and has adopted tax increment financing (TIF). The City has agreed to reimburse Select Sikeston Hospitality, LLC for verified Reimbursable Project Costs, up to a maximum of \$475,000.00. The City will use TIF revenue, which is incremental real property taxes and economic activity taxes described in Sections 99.845.1(2)(a) and 99.845.3 of the Revised Statutes of Missouri, to reimburse these project costs. Payments will be made every February 1 and August 1 in an amount equal to all TIF Revenues, less \$1,000.00 administration fee to be retained by the City, that the City has received during the previous calculation period (January 1 to June 30 and July 1 to December 31). No Certificate of Reimbursable Costs has been submitted and no reimbursements have yet been made.

(12) Pension Costs

A. Plan Description

The City of Sikeston participates in the Missouri Local Government Employees Retirement System (LAGERS), an agent multiple-employer public employee retirement system that acts as a common investment and administrative agent for local government entities in Missouri. LAGERS is a defined benefit pension plan which provides retirement, disability, and death benefits to plan members and beneficiaries.

LAGERS was created and governed by statute, section RSMo. 70.600 - 70.755. As such, it is the system's responsibility to administer the law in accordance with the expressed intent of the General Assembly. The plan is qualified under the Internal Revenue Code Section 401(a) and it is tax exempt.

The Missouri Local Government Employees Retirement System issues a publicly available financial report that includes financial statements and required supplementary information. That report may be obtained by writing to LAGERS, P. O. Box 1665, Jefferson City, MO 65102 or by calling 1-800-447-4334.

B. Funding Status

Full-time employees of the City of Sikeston do not contribute to the pension plan. The June 30th statutorily required contributions rates are 9.4% (General), 8.1% (Police) and 11.6% (Fire) of annual

CITY OF SIKESTON
SIKESTON, MISSOURI
NOTES TO FINANCIAL STATEMENTS - Continued
June 30, 2013

(12) Pension Costs – Continued

B. Funding Status - Continued

covered payroll. The contribution requirements of plan members are determined by the governing body of the political subdivision. The contribution provisions of the political subdivision are established by state statute.

C. Annual Pension Cost (APC) and Net Pension Obligation (NPO)

The subdivision's annual pension cost and net pension obligation for the current year were as follows:

Annual required contribution	\$ 506,487
Interest on net pension obligation	15,659
Adjustment to annual required contribution	<u>(15,272)</u>
Annual pension cost	\$ 506,874
Actual contributions	<u>442,670</u>
Increase (decrease) in NPO	64,204
NPO beginning of year	<u>215,987</u>
NPO end of year	<u><u>\$ 280,191</u></u>

The annual required contribution (ARC) was determined as part of the February 28, 2011 annual actuarial valuation using the entry age actuarial cost method. The actuarial assumptions as of February 28, 2013 included: (a) a rate of return on the investment of present and future assets of 7.25% per year, compounded annually, (b) projected salary increases of 3.5% per year, compounded annually, attributable to inflation, (c) additional projected salary increases ranging from 0.0% to 6.0% per year, depending on age and division, attributable to seniority/merit, (d) pre-retirement mortality based on 75 % of the RP-2000 Combined Healthy Table set back 0 years for men and 0 years for women and (e) post-retirement mortality based on 105% of the 1994 Group Annuity Mortality table set back 0 years for men and 0 years for women. The actuarial value of assets was determined using techniques that smooth the effects of short-term volatility in the market value of investments over a five-year period. The unfunded actuarial accrued liability is being amortized as a level percentage of projected payroll on an open basis. The amortization period as of February 28, 2011 was 30 years for the General division, 30 years for the Police division and 18 years for the Fire division.

Three-Year Trend Information

<u>Year</u> <u>Ended</u> <u>June 30</u>	<u>Annual</u> <u>Pension</u> <u>Cost (APC)</u>	<u>Percentage</u> <u>of APC</u> <u>Contributed</u>	<u>Net</u> <u>Pension</u> <u>Obligation</u>
2011	\$ 483,128	72.9%	\$130,928
2012	480,825	82.3%	215,987
2013	506,874	87.3%	280,191

CITY OF SIKESTON
SIKESTON, MISSOURI
NOTES TO FINANCIAL STATEMENTS - Continued
June 30, 2013

(12) Pension Costs – Continued

C. Annual Pension Cost (APC) and Net Pension Obligation (NPO) - Continued

REQUIRED SUPPLEMENTARY INFORMATION
Schedule of Funding Progress

Actuarial Valuation Date	(a) Actuarial Value of Assets	(b) Entry Age Actuarial Accrued Liability	(b-a) Unfunded Accrued Liability (UAL)	(a/b) Funded Ratio	(c) Annual Covered Payroll	[(b-a)/c] UAL as a Percentage of Covered Payroll
2/28/2011	\$ 10,771,181	\$ 11,638,090	\$ 863,909	93%	\$ 4,638,991	19%
2/29/2012	11,607,381	12,242,618	635,237	95%	4,701,793	14%
2/28/2013	12,527,456	12,660,328	132,872	99%	4,686,401	3%

Note: The above assets and actuarial accrued liability do not include the assets and present value of benefits associated with the Benefit Reserve Fund and the Casualty Reserve Fund. The actuarial assumptions were changed in conjunction with February 28, 2011 annual actuarial valuations. For a complete description of the actuarial assumptions used in the annual valuations, please contact the LAGERS office in Jefferson City.

(13) Interest Expense

On the Statement of Activities, interest expense of \$264,419.65 is included as a direct functional expense. The following schedule summarizes the amounts included.

Function	Tax Increment Financing Note	Tax Anticipation Notes	Capital Lease Obligations	Total
General				
Government	\$ -	\$ 11,613.17	\$ -	\$ 11,613.17
T.I.F. Expense	98,791.79	-	-	98,791.79
Administration/ Detention	-	139,752.90	7,453.79	147,206.69
Fire	-	-	6,808.00	6,808.00
Totals	\$ 98,791.79	\$ 151,366.07	\$ 14,261.79	\$ 264,419.65

CITY OF SIKESTON
SIKESTON, MISSOURI
NOTES TO FINANCIAL STATEMENTS - Continued
June 30, 2013

(14) Subsequent Events

On October 4, 2012, the City entered into an agreement with Withers Broadcasting Company of Southeast Missouri, LLC to purchase real estate located at 125 S. Kingshighway. In exchange for this property, the City will lease to Withers the land and improvements at 1 Industrial Drive. The lease is for fifty years beginning on October 15, 2012. Additionally, the City agrees to reimburse Withers for the cost of additions to the premises up to \$127,000.00. This transaction has not yet been closed.

**CITY OF SKESTON
SIKESTON, MISSOURI
NONMAJOR FUND COMBINING BALANCE SHEET
June 30, 2013**

	SAHEC	Economic	Essex	Park	Municipal	Library	Tourism Tax	Rodeo Trust	E-911	Capital	Main/Malone	CDBG	Sikeston	Schedule B-1
	Sales Tax	Development	Property	Fund	Court	Fund	Trust Fund	Fund	Fund	Improvements	T.I.F. District	Fund	Economic	
	Fund	Fund	Fund	Fund	Fund	Fund	Fund	Fund	Fund	Sales Tax	Fund	Fund	Development	Totals
ASSETS														
Cash on Hand	\$ -	\$ -	\$ -	\$ -	\$ 333.00	\$ 398.00	\$ -	\$ -	\$ -	\$ -	\$ -	\$ -	\$ -	\$ 731.00
Cash in Bank	1,006.57	54,402.64	755,043.67	82,738.28	144,885.53	454,203.53	11,155.01	95,072.42	378,087.40	249,933.80	28,027.48	1.01	116,865.77	2,371,423.11
Funds Held by Trustee - UMB Bank	-	-	-	-	-	-	-	-	-	-	35,000.97	-	-	35,000.97
Taxes Receivable - Delinquent (Net of Allowances for Uncollectibles)	-	-	-	16,776.28	-	26,860.70	-	-	-	-	-	-	-	43,636.98
TDD Tax Receivable	-	-	-	-	-	-	-	-	-	-	1,630.16	-	-	1,630.16
Accounts Receivable	3.59	6.05	-	10.80	-	-	-	-	-	61,963.33	-	-	-	61,983.77
Grants Receivable	-	-	-	-	-	9,883.76	8,154.13	-	-	-	-	14,916.74	-	32,954.63
Investments - Certificate of Deposit	-	-	-	-	-	300,000.00	-	-	-	-	-	-	-	300,000.00
Due From Other Funds	8.32	-	-	7,692.77	-	1,907.38	-	-	-	12,817.57	20,984.01	-	-	43,410.05
Due From Other Governmental Units	-	20,367.86	-	-	-	-	-	-	-	-	6,393.00	-	-	26,760.86
Total Assets	\$ 1,018.48	\$ 74,776.55	\$ 755,043.67	\$ 107,218.13	\$ 145,218.53	\$ 793,253.37	\$ 19,309.14	\$ 95,072.42	\$ 378,087.40	\$ 324,714.70	\$ 92,035.62	\$ 14,917.75	\$ 116,865.77	\$ 2,917,531.53
LIABILITIES AND FUND BALANCE														
Liabilities														
Accounts Payable	\$ -	\$ 3,245.69	\$ 249.18	\$ 18,029.28	\$ 14,825.59	\$ 10,112.37	\$ 450.00	\$ -	\$ 1,590.91	\$ 8,406.07	\$ -	\$ 14,916.74	\$ -	\$ 71,825.83
Municipal Court Bond Posted	-	-	-	-	13,623.50	-	-	-	-	-	-	-	-	13,623.50
Accrued Salaries and Wages	-	12,160.91	-	8,237.34	2,459.97	6,768.94	-	-	-	-	-	-	-	29,627.16
Kenny Rogers Center Payable	-	53.83	-	7.00	21.00	-	-	-	-	-	-	-	-	81.83
I.C.M.A. Retirement Payable	-	-	-	220.00	-	-	-	-	-	-	-	-	-	220.00
Due To Other Funds	-	12.74	-	1,834.34	188.48	1,164.50	8.98	-	-	-	15,618.00	1.00	-	18,828.04
Deferred Revenue	-	-	5,000.00	12,945.38	-	23,443.93	-	-	-	-	-	-	-	41,389.31
Damage Deposits	-	-	11,000.00	1,175.00	-	-	-	-	-	-	-	-	-	12,175.00
Total Liabilities	\$ -	\$ 15,473.17	\$ 16,249.18	\$ 42,448.34	\$ 31,118.54	\$ 41,489.74	\$ 458.98	\$ -	\$ 1,590.91	\$ 8,406.07	\$ 15,618.00	\$ 14,917.74	\$ -	\$ 187,770.67
Fund Balance														
Restricted	\$ -	\$ -	\$ -	\$ -	\$ -	\$ -	\$ -	\$ 95,072.42	\$ 376,496.49	\$ -	\$ 76,417.62	\$ 0.01	\$ 104,975.77	\$ 652,962.31
Assigned	1,018.48	59,303.38	738,794.49	64,769.79	114,099.99	751,763.63	18,850.16	-	-	316,308.63	-	-	11,890.00	2,076,798.55
Total Fund Balances	\$ 1,018.48	\$ 59,303.38	\$ 738,794.49	\$ 64,769.79	\$ 114,099.99	\$ 751,763.63	\$ 18,850.16	\$ 95,072.42	\$ 376,496.49	\$ 316,308.63	\$ 76,417.62	\$ 0.01	\$ 116,865.77	\$ 2,729,760.86
Total Liabilities and Fund Balances	\$ 1,018.48	\$ 74,776.55	\$ 755,043.67	\$ 107,218.13	\$ 145,218.53	\$ 793,253.37	\$ 19,309.14	\$ 95,072.42	\$ 378,087.40	\$ 324,714.70	\$ 92,035.62	\$ 14,917.75	\$ 116,865.77	\$ 2,917,531.53

See Accompanying Notes to Financial Statements

CITY OF SKESTON
SIKESTON, MISSOURI
NONMAJOR FUNDS COMBINING STATEMENTS OF REVENUES, EXPENDITURES, AND CHANGES IN FUND BALANCE
June 30, 2013

	SAHEC Sales Tax Fund	Economic Development Fund	Essex Property Fund	Park Fund	Municipal Court Fund	Library Fund	Tourism Tax Trust Fund	Rodeo Trust Fund	E-911 Fund	Capital Improvements Sales Tax Fund	Main/Malone T.I.F. District Fund	Community Development Block Grants Fund	Sikeston Economic Development Corporation Fund	Totals
REVENUES														
Taxes	\$ 58.42	\$ -	\$ -	\$ 340,834.96	\$ -	\$ 236,944.68	\$ 29,058.26	\$ -	\$ -	\$ 301,896.31	\$ 141,626.35	\$ -	\$ -	\$ 748,522.67
Intergovernmental	-	-	-	-	-	51,074.98	20,845.12	-	-	-	-	273,079.97	-	646,896.38
Charges for Services	-	-	-	122.00	-	12,940.24	-	-	210,294.80	-	-	-	-	223,357.04
Fines, Forfeits and Costs	-	-	-	-	379,609.06	-	-	-	-	-	-	-	-	379,609.06
Rents and Leases	-	2,816.42	73,000.00	24,386.50	-	-	-	-	-	-	-	-	313,017.00	410,403.50
Miscellaneous Revenues	9.46	-	247,431.63	2,272.31	13,754.82	109,537.86	216.55	944.30	4,753.73	3,654.17	157.81	-	37.57	385,586.63
Total Revenues	\$ 67.88	\$ 2,816.42	\$ 320,431.63	\$ 367,615.77	\$ 383,363.88	\$ 410,497.76	\$ 50,119.93	\$ 944.30	\$ 215,048.53	\$ 305,550.48	\$ 141,784.16	\$ 273,079.97	\$ 313,054.57	\$ 2,794,375.28
EXPENDITURES														
General Government														
City Manager	\$ -	\$ -	\$ -	\$ -	\$ -	\$ -	\$ -	\$ -	\$ -	\$ 28,212.28	\$ -	\$ -	\$ -	\$ 28,212.28
Sikeston Higher Education	58,799.75	-	-	-	-	-	-	-	-	-	-	-	-	58,799.75
Municipal Court	-	-	-	-	333,913.36	-	-	-	-	1,501.19	-	-	-	335,414.55
Library	-	-	-	-	-	371,430.82	-	-	-	-	-	-	-	371,430.82
Tourism	-	-	-	-	-	-	53,444.25	-	-	-	-	-	-	53,444.25
Economic Development	-	237,876.52	3,563.18	-	-	-	-	-	-	-	-	-	-	241,439.70
Community Development	-	-	-	-	-	-	-	-	-	-	-	273,079.97	-	273,079.97
T.I.F. Expense	-	-	-	-	-	-	-	-	-	-	124,230.82	-	-	124,230.82
Total General Government	\$ 58,799.75	\$ 237,876.52	\$ 3,563.18	\$ -	\$ 333,913.36	\$ 371,430.82	\$ 53,444.25	\$ -	\$ -	\$ 29,713.47	\$ 124,230.82	\$ 273,079.97	\$ -	\$ 1,486,052.14
Administrative Services														
City Clerk	\$ -	\$ -	\$ -	\$ -	\$ -	\$ -	\$ -	\$ -	\$ -	\$ 365.00	\$ -	\$ -	\$ -	\$ 365.00
City Treasurer	-	-	-	-	-	-	-	-	-	907.32	-	-	-	907.32
City Collector	-	-	-	-	-	-	-	-	-	-	-	-	-	-
Total Administrative Services	\$ -	\$ -	\$ -	\$ -	\$ -	\$ -	\$ -	\$ -	\$ -	\$ 1,272.32	\$ -	\$ -	\$ -	\$ 1,272.32
Public Safety														
Administration/Detention	\$ -	\$ -	\$ -	\$ -	\$ -	\$ -	\$ -	\$ -	\$ -	\$ 21,614.57	\$ -	\$ -	\$ 1,214,485.42	\$ 1,589,576.88
Police	-	-	-	-	-	-	-	-	-	251,301.97	-	-	-	251,301.97
Fire	-	-	-	-	-	-	-	-	-	102,168.66	-	-	-	102,168.66
Emergency Management	-	-	-	-	-	-	-	-	-	49,748.00	-	-	-	49,748.00
Total Public Safety	\$ -	\$ -	\$ -	\$ -	\$ -	\$ -	\$ -	\$ -	\$ -	\$ 424,833.20	\$ -	\$ -	\$ 1,214,485.42	\$ 1,992,795.51
Public Works														
Streets	\$ -	\$ -	\$ -	\$ -	\$ -	\$ -	\$ -	\$ -	\$ -	\$ 162,499.98	\$ -	\$ -	\$ -	\$ 162,499.98
Planning	-	-	-	-	-	-	-	-	-	1,304.55	-	-	-	1,304.55
Parks and Recreation	-	-	-	503,112.45	-	-	-	-	-	74,710.12	-	-	-	577,822.57
Airport	-	-	-	-	-	-	-	-	-	179,067.47	-	-	-	179,067.47
Total Public Works	\$ -	\$ -	\$ -	\$ 503,112.45	\$ -	\$ -	\$ -	\$ -	\$ -	\$ 417,582.12	\$ -	\$ -	\$ -	\$ 920,694.57
Total Expenditures	\$ 58,799.75	\$ 237,876.52	\$ 3,563.18	\$ 503,112.45	\$ 333,913.36	\$ 371,430.82	\$ 53,444.25	\$ -	\$ 353,476.89	\$ 873,401.11	\$ 124,230.82	\$ 273,079.97	\$ 1,214,485.42	\$ 4,400,814.54
Excess (Deficiency) of Revenues Over Expenditures	\$ (58,731.87)	\$ (235,060.10)	\$ 316,868.45	\$ (135,496.68)	\$ 59,450.52	\$ 39,066.94	\$ (3,324.32)	\$ 944.30	\$ (138,428.36)	\$ (567,850.63)	\$ 17,553.34	\$ -	\$ (901,430.85)	\$ (1,606,439.26)
OTHER FINANCING SOURCES (USES)														
Operating Transfers In	\$ 58,799.75	\$ -	\$ -	\$ 140,000.00	\$ -	\$ -	\$ -	\$ -	\$ -	\$ 350,000.04	\$ -	\$ -	\$ -	\$ 548,799.79
Other Sources	-	250,000.00	-	-	-	-	-	-	-	-	-	-	1,498,185.00	1,748,185.00
Operating Transfers Out	-	-	-	-	(20,000.04)	-	-	-	-	-	-	-	-	(20,000.04)
Total Other Financing Sources (Uses)	\$ 58,799.75	\$ 250,000.00	\$ -	\$ 140,000.00	\$ (20,000.04)	\$ -	\$ -	\$ -	\$ -	\$ 350,000.04	\$ -	\$ -	\$ 1,498,185.00	\$ 2,276,984.75
Excess (Deficiency) of Revenues and Other Sources Over Expenditures and Other Uses	\$ 67.88	\$ 14,939.90	\$ 316,868.45	\$ 4,503.32	\$ 39,450.48	\$ 39,066.94	\$ (3,324.32)	\$ 944.30	\$ (138,428.36)	\$ (217,850.59)	\$ 17,553.34	\$ -	\$ 596,754.15	\$ 670,545.49
FUND BALANCE AT BEGINNING OF YEAR	950.60	44,363.48	421,926.04	60,266.47	74,649.51	712,696.69	22,174.48	94,128.12	514,924.85	534,159.22	58,864.28	0.01	(479,889.38)	2,059,215.37
FUND BALANCE AT END OF YEAR	\$ 1,018.48	\$ 59,303.38	\$ 738,794.49	\$ 64,769.79	\$ 114,099.99	\$ 751,763.63	\$ 18,850.16	\$ 95,072.42	\$ 376,496.49	\$ 316,308.63	\$ 76,417.62	\$ 0.01	\$ 116,865.77	\$ 2,729,760.86

See Accompanying Notes to Financial Statements

CITY OF SIKESTON
SIKESTON, MISSOURI
SIKESTON AREA HIGHER EDUCATION SALES TAX TRUST FUND
BALANCE SHEET
June 30, 2013

Schedule B-3

ASSETS

Cash in Bank	\$	1,006.57	
Due From Other Funds		8.32	
Sales Tax Receivable		<u>3.59</u>	
Total Assets			\$ <u><u>1,018.48</u></u>

LIABILITIES AND FUND EQUITY

<u>Fund Balance</u>			
Assigned for Higher Education	\$	<u>1,018.48</u>	
Total Liabilities and Fund Balance			\$ <u><u>1,018.48</u></u>

CITY OF SIKESTON
SIKESTON, MISSOURI
SIKESTON AREA HIGHER EDUCATION SALES TAX TRUST FUND
STATEMENT OF REVENUES, EXPENDITURES, AND CHANGES IN FUND
BALANCE - BUDGET (GAAP BASIS) AND ACTUAL
Year Ended June 30, 2013

Schedule B-4

	Original Budget	Revisions	Budget	Actual	Variance- Favorable (Unfavorable)
REVENUES					
<u>Taxes</u>					
Sales Tax	\$ -	\$ -	\$ -	\$ 58.42	\$ 58.42
<u>Miscellaneous</u>					
Interest	\$ -	\$ -	\$ -	\$ 9.46	\$ 9.46
Total Revenues	\$ -	\$ -	\$ -	\$ 67.88	\$ 67.88
EXPENDITURES					
<u>Sikeston Area Higher Education</u>					
<u>Maintenance and Operations</u>					
SAHEC Loan Payments	\$ 65,423.00	\$ -	\$ 65,423.00	\$ 58,799.75	\$ 6,623.25
Excess (Deficiency) of Revenues Over Expenditures	\$ (65,423.00)	\$ -	\$ (65,423.00)	\$ (58,731.87)	\$ 6,691.13
OTHER FINANCING SOURCES (USES)					
<u>Operating Transfers In</u>					
General Fund	\$ 65,423.00	\$ -	\$ 65,423.00	\$ 58,799.75	\$ (6,623.25)
Total from Other Financing Sources	\$ 65,423.00	\$ -	\$ 65,423.00	\$ 58,799.75	\$ (6,623.25)
Excess (Deficiency) of Revenue and Other Sources Over Expenditures and Other Uses	\$ -	\$ -	\$ -	\$ 67.88	\$ 67.88
FUND BALANCE AT BEGINNING OF YEAR	255.00	-	255.00	950.60	695.60
FUND BALANCE AT END OF YEAR	<u>255.00</u>	<u>-</u>	<u>255.00</u>	<u>1,018.48</u>	<u>763.48</u>

CITY OF SIKESTON
SIKESTON, MISSOURI
ECONOMIC DEVELOPMENT SPECIAL REVENUE FUND
BALANCE SHEET
June 30, 2013

Schedule B-5

ASSETS

Cash in Bank	\$	54,402.64	
Accounts Receivable		6.05	
Due from Other Governmental Funds		<u>20,367.86</u>	
Total Assets			\$ <u><u>74,776.55</u></u>

LIABILITIES AND FUND EQUITY

Liabilities

Accounts Payable	\$	3,245.69	
Accrued Salaries and Wages		12,160.91	
Kenny Rogers Children's Center Payable		53.83	
Due To Other Funds		<u>12.74</u>	
Total Liabilities			\$ 15,473.17

Fund Balance

Assigned for Economic Development			<u>59,303.38</u>
Total Liabilities and Fund Balance			\$ <u><u>74,776.55</u></u>

**CITY OF SIKESTON
SIKESTON, MISSOURI
ECONOMIC DEVELOPMENT SPECIAL REVENUE FUND
STATEMENT OF REVENUES, EXPENDITURES, AND CHANGES IN FUND
BALANCE - BUDGET (GAAP BASIS) AND ACTUAL
Year Ended June 30, 2013**

Schedule B-6

	Original Budget	Revisions	Revised Budget	Actual	Variance- Favorable (Unfavorable)
REVENUES					
<u>Miscellaneous</u>					
Miscellaneous	\$ 1,325.00	\$ -	\$ 1,325.00	\$ 2,325.00	\$ 1,000.00
Interest	204.00	-	204.00	491.42	287.42
Total Miscellaneous Revenue	\$ 1,529.00	\$ -	\$ 1,529.00	\$ 2,816.42	\$ 1,287.42
EXPENDITURES					
<u>General Government - Economic Development</u>					
<u>Personnel Services</u>					
Salaries and Wages	\$ 105,947.00	\$ -	\$ 105,947.00	\$ 116,298.84	\$ (10,351.84)
Incentives	2,000.00	-	2,000.00	646.35	1,353.65
Allowances	1,200.00	-	1,200.00	1,173.09	26.91
FICA	8,029.00	-	8,029.00	7,810.01	218.99
Retirement - LAGERS	10,147.00	-	10,147.00	10,088.60	58.40
Health Insurance	28,974.00	-	28,974.00	27,049.27	1,924.73
Life Insurance	191.00	-	191.00	189.24	1.76
Workers Compensation	324.00	-	324.00	254.49	69.51
Total Personnel Services	\$ 156,812.00	\$ -	\$ 156,812.00	\$ 163,509.89	\$ (6,697.89)
<u>Professional Services</u>					
Legal	\$ 1,200.00	\$ -	\$ 1,200.00	\$ -	\$ 1,200.00
Architect/Engineering	1,000.00	-	1,000.00	-	1,000.00
Planners/Surveyors	1,000.00	-	1,000.00	-	1,000.00
Other Professional Services	2,500.00	-	2,500.00	7,850.00	(5,350.00)
Total Professional Services	\$ 5,700.00	\$ -	\$ 5,700.00	\$ 7,850.00	\$ (2,150.00)
<u>Contractual Services</u>					
Telephone - Long Distance	\$ 500.00	\$ -	\$ 500.00	\$ -	\$ 500.00
Property Insurance	-	-	-	5,955.12	(5,955.12)
Cellular Service	1,000.00	-	1,000.00	662.91	337.09
Total Contractual Services	\$ 1,500.00	\$ -	\$ 1,500.00	\$ 6,618.03	\$ (5,118.03)
<u>Maintenance and Operations</u>					
Office Machine Maintenance	\$ 500.00	\$ -	\$ 500.00	\$ -	\$ 500.00
Office Supplies	1,500.00	-	1,500.00	909.21	590.79
Computer Maintenance	100.00	-	100.00	15.99	84.01
Industrial Park Maintenance	10,000.00	-	10,000.00	13,828.10	(3,828.10)
Minor Equipment & Apparatus	1,000.00	-	1,000.00	-	1,000.00
Fuel, Lube and Coolant	4,500.00	-	4,500.00	3,527.10	972.90
Vehicle Maintenance	700.00	-	700.00	100.00	600.00
Uniforms	400.00	-	400.00	250.00	150.00
City Memberships and Associations	1,000.00	-	1,000.00	890.00	110.00
Professional Development	1,000.00	-	1,000.00	55.65	944.35
Community Representation	35,000.00	-	35,000.00	37,771.16	(2,771.16)
Books and Publications	500.00	-	500.00	631.52	(131.52)
Postage	200.00	-	200.00	183.08	16.92
Advertising and Publishing	1,500.00	-	1,500.00	1,736.79	(236.79)
Total Maintenance and Operations	\$ 57,900.00	\$ -	\$ 57,900.00	\$ 59,898.60	\$ (1,998.60)
Total Expenditures	\$ 221,912.00	\$ -	\$ 221,912.00	\$ 237,876.52	\$ (15,964.52)
Excess (Deficiency) of Revenues Over Expenditures	\$ (220,383.00)	\$ -	\$ (220,383.00)	\$ (235,060.10)	\$ (14,677.10)

CITY OF SIKESTON
SIKESTON, MISSOURI
ECONOMIC DEVELOPMENT SPECIAL REVENUE FUND
STATEMENT OF REVENUES, EXPENDITURES, AND CHANGES IN FUND
BALANCE - BUDGET (GAAP BASIS) AND ACTUAL
Year Ended June 30, 2013

Schedule B-6
Continued

	Original <u>Budget</u>	<u>Revisions</u>	Revised <u>Budget</u>	<u>Actual</u>	Variance- Favorable (Unfavorable)
<u>OTHER FINANCING SOURCES (USES)</u>					
<u>Other Sources</u>					
Appropriations from Board of Municipal Utilities	\$ 250,000.00	\$ -	\$ 250,000.00	\$ 250,000.00	\$ -
Total Other Financing Sources (Uses)	\$ 250,000.00	\$ -	\$ 250,000.00	\$ 250,000.00	\$ -
Excess (Deficiency) of Revenue and Other Sources Over Expenditures and Other Uses	\$ 29,617.00	\$ -	\$ 29,617.00	\$ 14,939.90	\$ (14,677.10)
<u>FUND BALANCE AT BEGINNING OF YEAR</u>	<u>44,363.48</u>	<u>-</u>	<u>44,363.48</u>	<u>44,363.48</u>	<u>-</u>
<u>FUND BALANCE AT END OF YEAR</u>	<u>\$ 73,980.48</u>	<u>\$ -</u>	<u>\$ 73,980.48</u>	<u>\$ 59,303.38</u>	<u>\$ (14,677.10)</u>

CITY OF SIKESTON
SIKESTON, MISSOURI
ESSEX PROPERTY
BALANCE SHEET
June 30, 2013

Schedule B-7

ASSETS

Cash in Bank	\$ 755,043.67	
Total Assets		\$ <u>755,043.67</u>

LIABILITIES AND FUND EQUITY

Liabilities

Accounts Payable	\$ 249.18	
Unearned Rent	5,000.00	
Damage Deposits	<u>11,000.00</u>	
Total Liabilities		\$ 16,249.18

Fund Balance

Assigned for Economic Development		<u>738,794.49</u>
Total Liabilities and Fund Balance		\$ <u>755,043.67</u>

CITY OF SIKESTON
SIKESTON, MISSOURI
ESSEX PROPERTY
STATEMENT OF REVENUES, EXPENDITURES, AND CHANGES IN FUND
BALANCE - BUDGET (GAAP BASIS) AND ACTUAL
Year Ended June 30, 2013

Schedule B-8

	Original Budget	Revisions	Revised Budget	Actual	Variance- Favorable (Unfavorable)
REVENUES					
<u>Rents and Leases</u>					
Rents and Leases	\$ 61,000.00	\$ -	\$ 61,000.00	\$ 73,000.00	\$ 12,000.00
<u>Miscellaneous</u>					
Interest Income	\$ 3,960.00	\$ -	\$ 3,960.00	\$ 4,931.63	\$ 971.63
Sale of Personal Property	-	-	-	242,500.00	242,500.00
Total Miscellaneous	3,960.00	-	3,960.00	247,431.63	243,471.63
Total Revenues	\$ 64,960.00	\$ -	\$ 64,960.00	\$ 320,431.63	\$ 255,471.63
EXPENDITURES					
<u>General Government - Economic Development</u>					
<u>Contractual Services</u>					
Utilities - Gas	\$ 50.00	\$ -	\$ 50.00	\$ -	\$ 50.00
<u>Maintenance & Operations</u>					
Building Maintenance	\$ 20,000.00	\$ -	\$ 20,000.00	\$ 3,063.18	\$ 16,936.82
Community Representation	-	-	-	500.00	(500.00)
Total Maintenance & Operations	20,000.00	-	20,000.00	3,563.18	16,436.82
Total Expenditures	\$ 20,050.00	\$ -	\$ 20,050.00	\$ 3,563.18	\$ 16,486.82
Excess (Deficiency) of Revenues Over Expenditures	\$ 44,910.00	\$ -	\$ 44,910.00	\$ 316,868.45	\$ 271,958.45
<u>FUND BALANCE AT BEGINNING OF YEAR</u>	421,926.04	-	421,926.04	421,926.04	-
<u>FUND BALANCE AT END OF YEAR</u>	\$ 466,836.04	\$ -	\$ 466,836.04	\$ 738,794.49	\$ 271,958.45

CITY OF SIKESTON
SIKESTON, MISSOURI
PARK SPECIAL REVENUE FUND
BALANCE SHEET
June 30, 2013

Schedule B-9

ASSETS

Cash in Bank		\$	82,738.28	
Taxes Receivable - Delinquent				
2008	\$	4,728.87		
2009		4,902.73		
2010		6,232.89		
2011		8,361.64		
2012		<u>16,011.53</u>		
Total	\$	40,237.66		
Less: Allowance for Doubtful Accounts		<u>23,461.38</u>		
Net Taxes Receivable			16,776.28	
Accounts Receivable			10.80	
Due From Other Funds			<u>7,692.77</u>	
Total Assets				\$ <u><u>107,218.13</u></u>

LIABILITIES AND FUND EQUITY

Liabilities

Accounts Payable	\$	18,029.28		
Accrued Salaries and Wages		8,237.34		
I.C.M.A. Retirement Payable		220.00		
Due To Other Funds		1,834.34		
Kenny Rogers Childrens Center Payable		7.00		
Deferred Revenues		12,945.38		
Damage Deposits		<u>1,175.00</u>		
Total Liabilities			\$	42,448.34
<u>Fund Balance</u>				
Assigned for Parks				<u>64,769.79</u>
Total Liabilities and Fund Balance			\$	<u><u>107,218.13</u></u>

CITY OF SIKESTON
SIKESTON, MISSOURI
PARK SPECIAL REVENUE FUND
STATEMENT OF REVENUES, EXPENDITURES, AND CHANGES IN FUND
BALANCE - BUDGET (GAAP BASIS) AND ACTUAL
Year Ended June 30, 2013

Schedule B-10

	Original Budget	Revisions	Revised Budget	Actual	Variance- Favorable (Unfavorable)
REVENUES					
<u>Taxes</u>					
Real Property Tax	\$ 244,385.00	\$ -	\$ 244,385.00	\$ 245,788.67	\$ 1,403.67
Personal Property Tax	91,981.00	-	91,981.00	95,046.29	3,065.29
Total Taxes	\$ 336,366.00	\$ -	\$ 336,366.00	\$ 340,834.96	\$ 4,468.96
<u>Charges for Services</u>					
Recreation Activities	\$ 100.00	\$ -	\$ 100.00	\$ 122.00	\$ 22.00
<u>Rents and Leases</u>					
Rents	\$ 23,443.00	\$ -	\$ 23,443.00	\$ 24,386.50	\$ 943.50
<u>Miscellaneous</u>					
Miscellaneous Revenue	\$ 1,400.00	\$ -	\$ 1,400.00	\$ 115.00	\$ (1,285.00)
Donations	-	-	-	1,000.00	1,000.00
Interest	808.00	-	808.00	1,157.31	349.31
Total Miscellaneous	\$ 2,208.00	\$ -	\$ 2,208.00	\$ 2,272.31	\$ 64.31
Total Revenues	\$ 362,117.00	\$ -	\$ 362,117.00	\$ 367,615.77	\$ 5,498.77
EXPENDITURES					
<u>Public Works - Parks and Recreation</u>					
<u>Personnel Services</u>					
Salaries and Wages	\$ 190,992.00	\$ -	\$ 190,992.00	\$ 199,805.58	\$ (8,813.58)
Overtime	4,000.00	-	4,000.00	3,655.35	344.65
FICA	13,815.00	-	13,815.00	14,219.37	(404.37)
Retirement - LAGERS	16,519.00	-	16,519.00	15,118.60	1,400.40
Health Insurance	65,632.00	-	65,632.00	57,330.20	8,301.80
Life Insurance	317.00	-	317.00	294.81	22.19
Workers Compensation	7,800.00	-	7,800.00	5,608.23	2,191.77
Flexible Spending Account Expense	60.00	-	60.00	50.00	10.00
Total Personnel Services	\$ 299,135.00	\$ -	\$ 299,135.00	\$ 296,082.14	\$ 3,052.86
<u>Professional Services</u>					
Employment Screening	\$ -	\$ -	\$ -	\$ 694.00	\$ (694.00)
<u>Contractual Services</u>					
Park Clean Up Services	\$ 27,000.00	\$ -	\$ 27,000.00	\$ 26,752.10	\$ 247.90
Other Contractual Services	73,500.00	-	73,500.00	61,719.97	11,780.03
P.I.L.O.T. Payments to M & M	2,300.00	-	2,300.00	1,164.50	1,135.50
Total Contractual Services	\$ 102,800.00	\$ -	\$ 102,800.00	\$ 89,636.57	\$ 13,163.43

**CITY OF SIKESTON
SIKESTON, MISSOURI
PARK SPECIAL REVENUE FUND
STATEMENT OF REVENUES, EXPENDITURES, AND CHANGES IN FUND
BALANCE - BUDGET (GAAP BASIS) AND ACTUAL
Year Ended June 30, 2013**

Schedule B-10
Continued

	Original Budget	Revisions	Revised Budget	Actual	Variance- Favorable (Unfavorable)
<u>EXPENDITURES - Continued</u>					
<u>Public Works - Parks and Recreation - Continued</u>					
<u>Maintenance and Operations</u>					
Office Supplies	\$ 500.00	\$ -	\$ 500.00	\$ 727.69	\$ (227.69)
Computer Maintenance	200.00	-	200.00	-	200.00
Building Maintenance	11,500.00	-	11,500.00	13,846.75	(2,346.75)
Playground Equipment Maintenance	8,000.00	-	8,000.00	7,329.20	670.80
Grounds Maintenance	17,000.00	-	17,000.00	26,810.93	(9,810.93)
Janitorial Supplies	6,000.00	-	6,000.00	5,973.67	26.33
Recreation Programs	3,200.00	-	3,200.00	3,400.13	(200.13)
Chemicals - Grounds and Streets	3,000.00	-	3,000.00	2,290.13	709.87
Construction Materials	11,000.00	-	11,000.00	10,637.10	362.90
Minor Equipment and Apparatus	3,000.00	-	3,000.00	2,685.65	314.35
Fuel, Lube and Coolant	16,000.00	-	16,000.00	17,074.21	(1,074.21)
Vehicle Maintenance	3,600.00	-	3,600.00	2,753.08	846.92
Uniforms	1,800.00	-	1,800.00	2,415.72	(615.72)
Safety Apparel	750.00	-	750.00	883.67	(133.67)
Safety Equipment	100.00	-	100.00	210.12	(110.12)
First Aid	100.00	-	100.00	2.48	97.52
Radio Maintenance	200.00	-	200.00	50.00	150.00
Equipment Maintenance	3,000.00	-	3,000.00	2,746.35	253.65
Corporate Games Expense	-	-	-	30.00	(30.00)
Boards and Commissions	100.00	-	100.00	60.00	40.00
Professional Development	1,250.00	-	1,250.00	1,560.10	(310.10)
Per Diem	3,000.00	-	3,000.00	3,835.39	(835.39)
Books and Publications	50.00	-	50.00	-	50.00
Postage	350.00	-	350.00	304.16	45.84
Advertising and Publishing	300.00	-	300.00	755.97	(455.97)
Mill Tax Disbursement Fee	9,400.00	-	9,400.00	10,317.24	(917.24)
Total Maintenance and Operations	\$ 103,400.00	\$ -	\$ 103,400.00	\$ 116,699.74	\$ (13,299.74)
Total Expenditures	\$ 505,335.00	\$ -	\$ 505,335.00	\$ 503,112.45	\$ 2,222.55
Excess (Deficiency) of Revenues Over Expenditures	\$ (143,218.00)	\$ -	\$ (143,218.00)	\$ (135,496.68)	\$ 7,721.32
<u>OTHER FINANCING SOURCES (USES)</u>					
Operating Transfers In - General Fund	\$ 140,000.00	\$ -	\$ 140,000.00	\$ 140,000.00	\$ -
Total Other Financing Sources (Uses)	\$ 140,000.00	\$ -	\$ 140,000.00	\$ 140,000.00	\$ -
Excess (Deficiency) of Revenue and Other Sources Over Expenditures and Other Uses	\$ (3,218.00)	\$ -	\$ (3,218.00)	\$ 4,503.32	\$ 7,721.32
FUND BALANCE AT BEGINNING OF YEAR	60,266.47	-	60,266.47	60,266.47	-
FUND BALANCE AT END OF YEAR	\$ 57,048.47	\$ -	\$ 57,048.47	\$ 64,769.79	\$ 7,721.32

CITY OF SIKESTON
SIKESTON, MISSOURI
MUNICIPAL COURT FUND
BALANCE SHEET
June 30, 2013

Schedule B-11

ASSETS

Cash on Hand	\$ 333.00	
Cash in Bank	<u>144,885.53</u>	
Total Assets		\$ <u>145,218.53</u>

LIABILITIES AND FUND EQUITY

Liabilities

Accounts Payable	\$ 14,825.59
Municipal Court Bonds Posted	13,623.50
Accrued Salaries and Wages	2,459.97
Kenny Rogers Children's Center Payable	21.00
Due To Other Funds	<u>188.48</u>

Total Liabilities	\$ 31,118.54
-------------------	--------------

Fund Balance

Assigned for Municipal Court	<u>114,099.99</u>
------------------------------	-------------------

Total Liabilities and Fund Balance	\$ <u>145,218.53</u>
------------------------------------	----------------------

**CITY OF SIKESTON
SIKESTON, MISSOURI
MUNICIPAL COURT FUND
STATEMENT OF REVENUES, EXPENDITURES, AND CHANGES IN FUND
BALANCE - BUDGET (GAAP BASIS) AND ACTUAL
Year Ended June 30, 2013**

Schedule B-12

	Original Budget	Revisions	Revised Budget	Actual	Variance- Favorable (Unfavorable)
REVENUES					
<u>Fines, Forfeits and Costs</u>					
Prisoner Retention Fees	\$ 47,900.00	\$ -	\$ 47,900.00	\$ 50,567.00	\$ 2,667.00
Inmate Security Fund Surcharge	3,879.00	-	3,879.00	4,750.85	871.85
Traffic Fines and Forfeits	225,323.00	-	225,323.00	265,833.11	40,510.11
Domestic Shelter Surcharge	3,702.00	-	3,702.00	4,768.63	1,066.63
Training Fees	5,554.00	-	5,554.00	7,152.83	1,598.83
Court Costs	22,527.00	-	22,527.00	28,654.04	6,127.04
Crime Victim Fees	13,259.00	-	13,259.00	17,882.60	4,623.60
Total Fines, Forfeits and Costs	\$ 322,144.00	\$ -	\$ 322,144.00	\$ 379,609.06	\$ 57,465.06
<u>Miscellaneous</u>					
Miscellaneous Income	\$ -	\$ -	\$ -	\$ 12,609.81	\$ 12,609.81
Interest Income	-	-	-	1,145.01	1,145.01
Total Miscellaneous	\$ -	\$ -	\$ -	\$ 13,754.82	\$ 13,754.82
Total Revenues	\$ 322,144.00	\$ -	\$ 322,144.00	\$ 393,363.88	\$ 71,219.88
EXPENDITURES					
<u>General Government - Municipal Court</u>					
<u>Personnel Services</u>					
Salaries and Wages	\$ 54,275.00	\$ -	\$ 54,275.00	\$ 68,243.24	\$ (13,968.24)
Overtime	1,700.00	-	1,700.00	2,378.69	(678.69)
FICA	3,844.00	-	3,844.00	4,677.42	(833.42)
Retirement - LAGERS	5,262.00	-	5,262.00	6,224.37	(962.37)
Health Insurance	22,891.00	-	22,891.00	17,328.43	5,562.57
Life Insurance	98.00	-	98.00	94.39	3.61
Workers Compensation	166.00	-	166.00	164.42	1.58
Flexible Spending Account Expense	120.00	-	120.00	100.00	20.00
Total Personnel Services	\$ 88,356.00	\$ -	\$ 88,356.00	\$ 99,210.96	\$ (10,854.96)
<u>Professional Services</u>					
Legal	\$ 53,700.00	\$ -	\$ 53,700.00	\$ 55,180.43	\$ (1,480.43)
Other Professional Services	500.00	-	500.00	352.45	147.55
Total Professional Services	\$ 54,200.00	\$ -	\$ 54,200.00	\$ 55,532.88	\$ (1,332.88)
<u>Contractual Services</u>					
Rents and Leases	\$ 8,100.00	\$ -	\$ 8,100.00	\$ 7,556.76	\$ 543.24
Live Scan Fingerprint	3,200.00	-	3,200.00	-	3,200.00
Other Contractual Services	28,300.00	-	28,300.00	26,595.27	1,704.73
Total Contractual Services	\$ 39,600.00	\$ -	\$ 39,600.00	\$ 34,152.03	\$ 5,447.97
<u>Maintenance and Operations</u>					
Office Machine Maintenance	\$ 300.00	\$ -	\$ 300.00	\$ -	\$ 300.00
Office Supplies	3,000.00	-	3,000.00	3,275.73	(275.73)

**CITY OF SIKESTON
SIKESTON, MISSOURI
MUNICIPAL COURT FUND
STATEMENT OF REVENUES, EXPENDITURES, AND CHANGES IN FUND
BALANCE - BUDGET (GAAP BASIS) AND ACTUAL
Year Ended June 30, 2013**

Schedule B-12
Continued

	Original <u>Budget</u>	<u>Revisions</u>	Revised <u>Budget</u>	<u>Actual</u>	Variance- Favorable (Unfavorable)
<u>EXPENDITURES - Continued</u>					
<u>General Government - Municipal Court - Continued</u>					
<u>Maintenance and Operations - Continued</u>					
Building Maintenance	\$ 1,900.00	\$ -	\$ 1,900.00	\$ -	\$ 1,900.00
Janitorial Supplies	200.00	-	200.00	248.11	(48.11)
Uniforms	500.00	-	500.00	740.33	(240.33)
Prisoner Retention Fee	85,000.00	-	85,000.00	114,261.69	(29,261.69)
Professional Development	2,400.00	-	2,400.00	694.71	1,705.29
Per Diem	500.00	-	500.00	477.52	22.48
Postage	1,300.00	-	1,300.00	1,244.75	55.25
Crime Victim Costs	15,000.00	-	15,000.00	16,983.66	(1,983.66)
P.O.S.T. Expenses	2,500.00	-	2,500.00	2,384.28	115.72
Domestic Shelter	5,000.00	-	5,000.00	4,706.71	293.29
Total Maintenance and Operations	\$ 117,600.00	\$ -	\$ 117,600.00	\$ 145,017.49	\$ (27,417.49)
Total Expenditures	\$ 299,756.00	\$ -	\$ 299,756.00	\$ 333,913.36	\$ (34,157.36)
Excess (Deficiency) of Revenue Over Expenditures	\$ 22,388.00	\$ -	\$ 22,388.00	\$ 59,450.52	\$ 37,062.52
<u>OTHER FINANCING SOURCES (USES)</u>					
<u>Operating Transfers Out</u>					
General Fund	\$ 20,000.00	\$ -	\$ 20,000.00	\$ 20,000.04	\$ (0.04)
Excess (Deficiency) of Revenues Over Expenditures and Other Uses	\$ 2,388.00	\$ -	\$ 2,388.00	\$ 39,450.48	\$ 37,062.56
<u>FUND BALANCE AT BEGINNING OF YEAR</u>	<u>74,649.51</u>	<u>-</u>	<u>74,649.51</u>	<u>74,649.51</u>	<u>-</u>
<u>FUND BALANCE AT END OF YEAR</u>	<u>\$ 77,037.51</u>	<u>\$ -</u>	<u>\$ 77,037.51</u>	<u>\$ 114,099.99</u>	<u>\$ 37,062.56</u>

CITY OF SIKESTON
SIKESTON, MISSOURI
LIBRARY SPECIAL REVENUE FUND
BALANCE SHEET
June 30, 2013

Schedule B-13

ASSETS

Cash on Hand		\$	398.00	
Cash in Bank			454,203.53	
Taxes Receivable - Delinquent				
2008	\$	4,371.04		
2009		4,255.74		
2010		5,677.92		
2011		7,447.33		
2012		<u>14,101.42</u>		
Total	\$	35,853.45		
Less: Allowance for Doubtful Accounts		<u>8,992.75</u>		
Net Taxes Receivable			26,860.70	
Certificates of Deposit			300,000.00	
Grants Receivable			9,883.76	
Due From Other Funds			<u>1,907.38</u>	
Total Assets				\$ <u><u>793,253.37</u></u>

LIABILITIES AND FUND EQUITY

Liabilities

Accounts Payable	\$	10,112.37		
Accrued Salaries and Wages		6,768.94		
Due To Other Funds		1,164.50		
Deferred Revenues		<u>23,443.93</u>		
Total Liabilities			\$	41,489.74

Fund Balance

Assigned for Library				<u>751,763.63</u>
Total Liabilities and Fund Balance			\$	<u><u>793,253.37</u></u>

**CITY OF SIKESTON
SIKESTON, MISSOURI
LIBRARY SPECIAL REVENUE FUND
STATEMENT OF REVENUES, EXPENDITURES, AND CHANGES IN FUND
BALANCE - BUDGET (GAAP BASIS) AND ACTUAL
Year Ended June 30, 2013**

Schedule B-14

	Original Budget	Revisions	Revised Budget	Actual	Variance- Favorable (Unfavorable)
REVENUES					
<u>Taxes</u>					
Real Property Tax	\$ 176,000.00	\$ -	\$ 176,000.00	\$ 176,602.33	\$ 602.33
Personal Property Tax	56,000.00	-	56,000.00	60,342.35	4,342.35
Total Taxes	\$ 232,000.00	\$ -	\$ 232,000.00	\$ 236,944.68	\$ 4,944.68
<u>Intergovernmental</u>					
Summer Reading Grant	\$ -	\$ -	\$ -	\$ 7,034.60	\$ 7,034.60
Professional Development Reimbursement	-	-	-	548.63	548.63
Miscellaneous Grants	-	-	-	5,663.28	5,663.28
State Shared	7,000.00	-	7,000.00	7,321.50	321.50
Riverside Regional Library	15,000.00	-	15,000.00	15,000.00	-
Athlete & Entertainer Tax	-	-	-	506.97	506.97
New Madrid County Library	15,000.00	-	15,000.00	15,000.00	-
Total Intergovernmental	\$ 37,000.00	\$ -	\$ 37,000.00	\$ 51,074.98	\$ 14,074.98
<u>Charges for Services</u>					
Clerk Fees	\$ 72.00	\$ -	\$ 72.00	\$ 78.00	\$ 6.00
Library Fines and Fees	5,000.00	-	5,000.00	4,237.89	(762.11)
Copies, Fax, Lost Books, Etc.	5,000.00	-	5,000.00	5,523.65	523.65
Library Cards	1,200.00	-	1,200.00	1,141.00	(59.00)
Book Sales	2,000.00	-	2,000.00	1,959.70	(40.30)
Total Charges for Services	\$ 13,272.00	\$ -	\$ 13,272.00	\$ 12,940.24	\$ (331.76)
<u>Miscellaneous</u>					
Donations - Library Basement	\$ -	\$ -	\$ -	\$ 94,325.00	\$ 94,325.00
Miscellaneous Revenue	-	-	-	5,167.57	5,167.57
Donations	4,000.00	-	4,000.00	1,962.76	(2,037.24)
Friends of the Library	4,000.00	-	4,000.00	25.00	(3,975.00)
Interest Income	7,500.00	-	7,500.00	7,932.53	432.53
Donations-Summer Reading Program	-	-	-	125.00	125.00
Total Miscellaneous	\$ 15,500.00	\$ -	\$ 15,500.00	\$ 109,537.86	\$ 94,037.86
Total Revenues	\$ 297,772.00	\$ -	\$ 297,772.00	\$ 410,497.76	\$ 112,725.76
EXPENDITURES					
<u>General Government - Library</u>					
<u>Personnel Services</u>					
Salaries and Wages	\$ 163,700.39	\$ (1,750.00)	\$ 161,950.39	\$ 162,507.84	\$ (557.45)
FICA	12,523.08	(1,000.00)	11,523.08	11,496.41	26.67
Retirement - LAGERS	13,293.04	-	13,293.04	12,457.78	835.26
Health Insurance	23,000.00	-	23,000.00	22,246.89	753.11
Workers Compensation	500.00	-	500.00	389.11	110.89
Flex Spending Expenses	65.00	-	65.00	50.00	15.00
Total Personnel Services	\$ 213,081.51	\$ (2,750.00)	\$ 210,331.51	\$ 209,148.03	\$ 1,183.48
<u>Professional Services</u>					
Audit	\$ 900.00	\$ -	\$ 900.00	\$ -	\$ 900.00

**CITY OF SIKESTON
SIKESTON, MISSOURI
LIBRARY SPECIAL REVENUE FUND
STATEMENT OF REVENUES, EXPENDITURES, AND CHANGES IN FUND
BALANCE - BUDGET (GAAP BASIS) AND ACTUAL
Year Ended June 30, 2013**

Schedule B-14
Continued

	Original Budget	Revisions	Revised Budget	Actual	Variance- Favorable (Unfavorable)
EXPENDITURES - Continued					
General Government - Library - Continued					
Contractual Services					
Telephone - Basic Service	\$ 1,500.00	\$ (300.00)	\$ 1,200.00	\$ 869.02	\$ 330.98
Insurance - Public Officials	2,700.00	(200.00)	2,500.00	2,439.00	61.00
Insurance - Property	13,750.00	(400.00)	13,350.00	13,309.60	40.40
Janitorial Service	5,000.00	-	5,000.00	4,980.00	20.00
Office Equipment Maintenance	8,500.00	-	8,500.00	8,126.04	373.96
P.I.L.O.T. Payments to 60/61 T.I.F.	-	3,625.00	3,625.00	5,959.33	(2,334.33)
P.I.L.O.T. Payments to Main/Malone T.I.F.	2,300.00	-	2,300.00	1,164.50	1,135.50
Total Contractual Services	\$ 33,750.00	\$ 2,725.00	\$ 36,475.00	\$ 36,847.49	\$ (372.49)
Maintenance and Operations					
Office Supplies	\$ 5,500.00	\$ (350.00)	\$ 5,150.00	\$ 5,160.33	\$ (10.33)
Building and Equipment Maintenance	5,500.00	-	5,500.00	2,915.01	2,584.99
Grounds Maintenance	3,000.00	(400.00)	2,600.00	2,215.00	385.00
Community Representation-Children	5,000.00	-	5,000.00	4,522.69	477.31
Professional Development	2,000.00	(500.00)	1,500.00	1,346.72	153.28
Community Representation-Adult	1,000.00	-	1,000.00	28.25	971.75
Miscellaneous	1,200.00	(675.00)	525.00	428.07	96.93
Books and Publications	38,000.00	-	38,000.00	31,245.91	6,754.09
Postage	1,000.00	750.00	1,750.00	1,678.26	71.74
Summer Reading Grant Expenditures	-	-	-	5,299.40	(5,299.40)
Summer Reading Expenses	-	1,000.00	1,000.00	766.74	233.26
Mill Tax Disbursement Fee	6,800.00	200.00	7,000.00	7,050.28	(50.28)
Total Maintenance and Operations	\$ 69,000.00	\$ 25.00	\$ 69,025.00	\$ 62,656.66	\$ 6,368.34
Capital Outlays					
Capital Improvements	\$ 5,000.00	\$ -	\$ 5,000.00	\$ -	\$ 5,000.00
Basement Renovations	-	-	-	62,778.64	(62,778.64)
	\$ 5,000.00	\$ -	\$ 5,000.00	\$ 62,778.64	\$ (57,778.64)
Total Expenditures	\$ 321,731.51	\$ -	\$ 321,731.51	\$ 371,430.82	\$ (49,699.31)
Excess (Deficiency) of Revenues Over Expenditures	\$ (23,959.51)	\$ -	\$ (23,959.51)	\$ 39,066.94	\$ 63,026.45
FUND BALANCE AT BEGINNING OF YEAR	<u>712,696.69</u>	<u>-</u>	<u>712,696.69</u>	<u>712,696.69</u>	<u>-</u>
FUND BALANCE AT END OF YEAR	<u>\$ 688,737.18</u>	<u>\$ -</u>	<u>\$ 688,737.18</u>	<u>\$ 751,763.63</u>	<u>\$ 63,026.45</u>

CITY OF SIKESTON
SIKESTON, MISSOURI
TOURISM TAX TRUST FUND
BALANCE SHEET
June 30, 2013

Schedule B-15

ASSETS

Cash in Bank	\$	11,155.01	
Grants Receivable		<u>8,154.13</u>	
Total Assets			\$ <u>19,309.14</u>

LIABILITIES AND FUND EQUITY

Liabilities

Accounts Payable	\$	450.00	
Due To Other Funds		<u>8.98</u>	
Total Liabilities			\$ 458.98

Fund Balance

Assigned for Tourism			<u>18,850.16</u>
Total Liabilities and Fund Balance			\$ <u>19,309.14</u>

CITY OF SIKESTON
SIKESTON, MISSOURI
TOURISM TAX TRUST FUND
STATEMENT OF REVENUES, EXPENDITURES, AND CHANGES IN FUND
BALANCE - BUDGET (GAAP BASIS) AND ACTUAL
Year Ended June 30, 2013

Schedule B-16

	Original Budget	Revisions	Revised Budget	Actual	Variance- Favorable (Unfavorable)
REVENUES					
<u>Taxes</u>					
Tourism Tax	\$ 33,714.00	\$ -	\$ 33,714.00	\$ 29,058.26	\$ (4,655.74)
<u>Intergovernmental</u>					
MO Division of Tourism Coop Marketing	\$ 25,000.00	\$ -	\$ 25,000.00	\$ 20,845.12	\$ (4,154.88)
<u>Miscellaneous</u>					
Interest Income	\$ 300.00	\$ -	\$ 300.00	\$ 216.55	\$ (83.45)
Total Revenues	\$ 59,014.00	\$ -	\$ 59,014.00	\$ 50,119.93	\$ (8,894.07)
EXPENDITURES					
<u>Contractual Services</u>					
MO Division of Tourism Coop Marketing	\$ 50,270.00	\$ -	\$ 50,270.00	\$ 42,739.35	\$ (7,530.65)
<u>Maintenance and Operations</u>					
Office Supplies	\$ 500.00	\$ -	\$ 500.00	\$ 22.49	\$ (477.51)
Memberships	325.00	-	325.00	425.00	100.00
Professional Development	2,000.00	-	2,000.00	-	(2,000.00)
Per Diem	500.00	-	500.00	-	(500.00)
Postage	1,000.00	-	1,000.00	652.38	(347.62)
Advertising and Publishing	9,055.00	-	9,055.00	7,934.39	(1,120.61)
Tourism Expense	1,000.00	-	1,000.00	1,670.64	670.64
Total Maintenance and Operations	\$ 14,380.00	\$ -	\$ 14,380.00	\$ 10,704.90	\$ (3,675.10)
Total Expenditures	\$ 64,650.00	\$ -	\$ 64,650.00	\$ 53,444.25	\$ 11,205.75
Excess (Deficiency) of Revenues Over Expenditures	\$ (5,636.00)	\$ -	\$ (5,636.00)	\$ (3,324.32)	\$ 2,311.68
FUND BALANCE AT BEGINNING OF YEAR	<u>22,174.48</u>	<u>-</u>	<u>22,174.48</u>	<u>22,174.48</u>	<u>-</u>
FUND BALANCE AT END OF YEAR	<u>\$ 16,538.48</u>	<u>\$ -</u>	<u>\$ 16,538.48</u>	<u>\$ 18,850.16</u>	<u>\$ 2,311.68</u>

CITY OF SIKESTON
SIKESTON, MISSOURI
RODEO TRUST FUND
BALANCE SHEET
June 30, 2013

Schedule B-17

ASSETS

Cash in Bank	\$ <u>95,072.42</u>	
Total Assets		\$ <u><u>95,072.42</u></u>

LIABILITIES AND FUND EQUITY

<u>Fund Balance</u>		
Restricted for Airport	\$ <u>95,072.42</u>	
Total Liabilities and Fund Balance		\$ <u><u>95,072.42</u></u>

CITY OF SKESTON
SKESTON, MISSOURI
RODEO TRUST FUND
STATEMENT OF REVENUES, EXPENDITURES, AND CHANGES IN FUND
BALANCE - BUDGET (GAAP BASIS) AND ACTUAL
Year Ended June 30, 2013

Schedule B-18

	Original Budget	Revisions	Revised Budget	Actual	Variance- Favorable (Unfavorable)
<u>REVENUES</u>					
<u>Miscellaneous</u>					
Interest Income	\$ 957.00	\$ -	\$ 957.00	\$ 944.30	\$ (12.70)
Total Revenues	\$ 957.00	\$ -	\$ 957.00	\$ 944.30	\$ (12.70)
Excess (Deficiency) of Revenues Over Expenditures and Other Uses	\$ 957.00	\$ -	\$ 957.00	\$ 944.30	\$ (12.70)
<u>FUND BALANCE AT BEGINNING OF YEAR</u>	<u>94,133.00</u>	<u>-</u>	<u>94,133.00</u>	<u>94,128.12</u>	<u>(4.88)</u>
<u>FUND BALANCE AT END OF YEAR</u>	<u>\$ 95,090.00</u>	<u>\$ -</u>	<u>\$ 95,090.00</u>	<u>\$ 95,072.42</u>	<u>\$ (17.58)</u>

CITY OF SIKESTON
SIKESTON, MISSOURI
E-911 FUND
BALANCE SHEET
June 30, 2013

Schedule B-19

ASSETS

Cash in Bank	\$ <u>378,087.40</u>	
Total Assets		\$ <u><u>378,087.40</u></u>
<u>LIABILITIES AND FUND EQUITY</u>		
<u>Liabilities</u>		
Accounts Payable		\$ 1,590.91
<u>Fund Balance</u>		
Restricted for E-911		<u>376,496.49</u>
Total Liabilities and Fund Balance		\$ <u><u>378,087.40</u></u>

CITY OF SIKESTON
SIKESTON, MISSOURI
E-911 FUND
STATEMENT OF REVENUES, EXPENDITURES, AND CHANGES IN FUND
BALANCE - BUDGET (GAAP BASIS) AND ACTUAL
Year Ended June 30, 2013

Schedule B-20

	Original Budget	Revisions	Revised Budget	Actual	Variance- Favorable (Unfavorable)
REVENUES					
<u>Charges for Services</u>					
911 Emergency Sur-Charge	\$ 188,949.00	\$ -	\$ 188,949.00	\$ 210,294.80	\$ 21,345.80
<u>Miscellaneous</u>					
Interest Income	\$ 6,017.00	\$ -	\$ 6,017.00	\$ 4,753.73	\$ (1,263.27)
Total Revenue	\$ 194,966.00	\$ -	\$ 194,966.00	\$ 215,048.53	\$ 20,082.53
EXPENDITURES					
<u>PUBLIC SAFETY</u>					
<u>Administration/Detention - Capital Outlays</u>					
911 System and Support Equipment	\$ 150,000.00	\$ 95,000.00	\$ 245,000.00	\$ 353,476.89	\$ (108,476.89)
Total Expenditures	\$ 150,000.00	\$ 95,000.00	\$ 245,000.00	\$ 353,476.89	\$ (108,476.89)
Excess (Deficiency) of Revenues Over Expenditures	\$ 44,966.00	\$ (95,000.00)	\$ (50,034.00)	\$ (138,428.36)	\$ (88,394.36)
FUND BALANCE AT BEGINNING OF YEAR	514,924.85	-	514,924.85	514,924.85	-
FUND BALANCE AT END OF YEAR	\$ 559,890.85	\$ (95,000.00)	\$ 464,890.85	\$ 376,496.49	\$ (88,394.36)

CITY OF SIKESTON
SIKESTON, MISSOURI
CAPITAL IMPROVEMENTS SALES TAX SPECIAL REVENUE FUND
BALANCE SHEET
June 30, 2013

Schedule B-21

ASSETS

Cash in Bank	\$ 249,933.80	
Grants Receivable	61,963.33	
Due From Other Funds	<u>12,817.57</u>	
Total Assets		\$ <u>324,714.70</u>

LIABILITIES AND FUND EQUITY

Liabilities

Accounts Payable		\$ 8,406.07
------------------	--	-------------

Fund Balance

Assigned for Capital Improvements	\$ <u>316,308.63</u>	
Total Fund Balance		<u>316,308.63</u>
Total Liabilities and Fund Balance		\$ <u>324,714.70</u>

**CITY OF SIKESTON
SIKESTON, MISSOURI
CAPITAL IMPROVEMENTS SALES TAX SPECIAL REVENUE FUND
STATEMENT OF REVENUES, EXPENDITURES, AND CHANGES IN FUND
BALANCE - BUDGET (GAAP BASIS) AND ACTUAL
Year Ended June 30, 2013**

Schedule B-22

	Original Budget	Revisions	Revised Budget	Actual	Variance- Favorable (Unfavorable)
REVENUES					
<u>Intergovernmental</u>					
Vest Partnership Grant	\$ 1,500.00	\$ -	\$ 1,500.00	\$ 5,983.60	\$ 4,483.60
Justice Assistance Grant	-	-	-	21,869.00	21,869.00
Airport Grant	-	-	-	170,114.00	170,114.00
Communications Vehicle Upgrade Grant	-	-	-	80,333.32	80,333.32
Revenue Sharing-New Madrid County	25,433.00	-	25,433.00	23,596.39	(1,836.61)
Total Intergovernmental	\$ 26,933.00	\$ -	\$ 26,933.00	\$ 301,896.31	\$ 274,963.31
<u>Miscellaneous</u>					
Interest	\$ 1,800.00	\$ -	\$ 1,800.00	\$ 3,347.17	\$ 1,547.17
Sale of Personal Property	-	-	-	307.00	307.00
Total Miscellaneous	\$ 1,800.00	\$ -	\$ 1,800.00	\$ 3,654.17	\$ 1,854.17
Total Revenues	\$ 28,733.00	\$ -	\$ 28,733.00	\$ 305,550.48	\$ 276,817.48
EXPENDITURES					
<u>General Government</u>					
General Government	\$ 90,500.00	\$ -	\$ 90,500.00	\$ 28,212.28	\$ 62,287.72
City Manager	6,000.00	-	6,000.00	-	6,000.00
City Attorney	1,200.00	-	1,200.00	-	1,200.00
Municipal Court	3,600.00	-	3,600.00	1,501.19	2,098.81
Total General Government	\$ 101,300.00	\$ -	\$ 101,300.00	\$ 29,713.47	\$ 71,586.53
<u>Administrative Services</u>					
City Clerk	\$ 400.00	\$ -	\$ 400.00	\$ 365.00	\$ 35.00
City Treasurer	-	-	-	907.32	(907.32)
Total Administrative Services	\$ 400.00	\$ -	\$ 400.00	\$ 1,272.32	\$ (872.32)
<u>Public Safety</u>					
Administration/Detention	\$ 23,000.00	\$ -	\$ 23,000.00	\$ 21,614.57	\$ 1,385.43
Police	141,000.00	107,383.00	248,383.00	251,301.97	(2,918.97)
Fire	102,000.00	-	102,000.00	102,168.66	(168.66)
Emergency Management	55,000.00	-	55,000.00	49,748.00	5,252.00
Total Public Safety	\$ 321,000.00	\$ 107,383.00	\$ 428,383.00	\$ 424,833.20	\$ 3,549.80
<u>Public Works</u>					
Garage	\$ -	\$ 165,000.00	\$ 165,000.00	\$ 162,499.98	\$ (248.98)
Planning	1,500.00	-	1,500.00	1,304.55	195.45
Parks and Recreation	80,000.00	-	80,000.00	74,710.12	5,289.88
Airport	-	795,000.00	795,000.00	179,067.47	795,000.00
Total Public Works	\$ 81,500.00	\$ 960,000.00	\$ 1,041,500.00	\$ 417,582.12	\$ 800,236.35
Total Expenditures	\$ 504,200.00	\$ 1,067,383.00	\$ 1,571,583.00	\$ 873,401.11	\$ 874,500.36
Excess (Deficiency) of Revenues Over Expenditures	\$ (475,467.00)	\$ (1,067,383.00)	\$ (1,542,850.00)	\$ (567,850.63)	\$ 1,151,317.84

CITY OF SIKESTON
SIKESTON, MISSOURI
CAPITAL IMPROVEMENTS SALES TAX SPECIAL REVENUE FUND
STATEMENT OF REVENUES, EXPENDITURES, AND CHANGES IN FUND
BALANCE - BUDGET (GAAP BASIS) AND ACTUAL
Year Ended June 30, 2013

Schedule B-22
Continued

	<u>Original Budget</u>	<u>Revisions</u>	<u>Revised Budget</u>	<u>Actual</u>	<u>Variance- Favorable (Unfavorable)</u>
<u>OTHER FINANCING SOURCES (USES)</u>					
<u>Operating Transfers In</u>					
General Fund	\$ 350,000.00	\$ -	\$ 350,000.00	\$ 350,000.04	\$ 0.04
Excess (Deficiency) of Revenue and Other Sources Over Expenditures and Other Uses	\$ (125,467.00)	\$ (1,067,383.00)	\$ (1,192,850.00)	\$ (217,850.59)	\$ 1,151,317.88
<u>FUND BALANCE AT BEGINNING OF YEAR</u>	<u>534,159.22</u>	<u>-</u>	<u>534,159.22</u>	<u>534,159.22</u>	<u>-</u>
<u>FUND BALANCE AT END OF YEAR</u>	<u>\$ 408,692.22</u>	<u>\$ (1,067,383.00)</u>	<u>\$ (658,690.78)</u>	<u>\$ 316,308.63</u>	<u>\$ 1,151,317.88</u>

CITY OF SIKESTON
SIKESTON, MISSOURI
CAPITAL IMPROVEMENTS SALES TAX SPECIAL REVENUE FUND
STATEMENT OF EXPENDITURES, COMPARED TO BUDGET (GAAP BASIS)
Year Ended June 30, 2013

Schedule B-23

	Original Budget	Revisions	Revised Budget	Actual	Variance- Favorable (Unfavorable)
EXPENDITURES					
GENERAL GOVERNMENT					
<u>General Government - Capital Outlays</u>					
Telephone	\$ 1,000.00	\$ -	\$ 1,000.00	\$ 415.98	\$ 584.02
Computers and Equipment	26,500.00	-	26,500.00	720.00	25,780.00
Files, Storage, and Routing	30,000.00	-	30,000.00	9,110.00	20,890.00
Copiers and Recording Equipment	23,000.00	-	23,000.00	9,784.00	13,216.00
Building Renovation	10,000.00	-	10,000.00	-	10,000.00
	<u>-</u>	<u>-</u>	<u>-</u>	<u>8,182.30</u>	<u>(8,182.30)</u>
Total General Government	\$ 90,500.00	\$ -	\$ 90,500.00	\$ 28,212.28	\$ 62,287.72
<u>City Manager - Capital Outlays</u>					
Computers and Equipment	\$ 6,000.00	\$ -	\$ 6,000.00	\$ -	\$ 6,000.00
<u>City Attorney - Capital Outlays</u>					
Computers and Equipment	\$ 1,200.00	\$ -	\$ 1,200.00	\$ -	\$ 1,200.00
<u>Municipal Court - Capital Outlays</u>					
Computers and Equipment	\$ 3,000.00	\$ -	\$ 3,000.00	\$ 1,201.20	\$ 1,798.80
Furniture and Fixtures	600.00	-	600.00	299.99	300.01
Total Municipal Court	\$ 3,600.00	\$ -	\$ 3,600.00	\$ 1,501.19	\$ 2,098.81
Total General Government	\$ 101,300.00	\$ -	\$ 101,300.00	\$ 29,713.47	\$ 71,586.53
ADMINISTRATIVE SERVICES					
<u>City Clerk - Capital Outlays</u>					
Furniture and Fixtures	\$ 400.00	\$ -	\$ 400.00	\$ 365.00	\$ 35.00
<u>City Treasurer - Capital Outlays</u>					
Furniture and Fixtures	\$ -	\$ -	\$ -	\$ 907.32	\$ (907.32)
Total Administrative Services	\$ 400.00	\$ -	\$ 400.00	\$ 1,272.32	\$ (872.32)
PUBLIC SAFETY					
<u>Administration/Detention - Capital Outlays</u>					
911 System and Support Equipment	\$ 8,000.00	\$ -	\$ 8,000.00	\$ 3,763.46	\$ 4,236.54
Cameras and Video Equipment	-	-	-	459.00	(459.00)
Computers and Equipment	15,000.00	-	15,000.00	17,392.11	(2,392.11)
Total Administration/Detention	\$ 23,000.00	\$ -	\$ 23,000.00	\$ 21,614.57	\$ 1,385.43
<u>Police - Capital Outlays</u>					
Sedans-Patrols/Pursuit	\$ 115,000.00	\$ -	\$ 115,000.00	\$ 114,390.32	\$ 609.68
Mobile Communications Post	-	80,333.00	80,333.00	81,008.40	(675.40)
DOJ Tasers	-	-	-	21,945.55	(21,945.55)
Weapons and Restraints	8,000.00	-	8,000.00	9,006.64	(1,006.64)
Cameras and Video Equipment	15,000.00	-	15,000.00	12,049.98	2,950.02
DOJ Grant 2010	-	27,050.00	27,050.00	-	27,050.00
Bullet Proof Vests	3,000.00	-	3,000.00	12,901.08	(9,901.08)
Total Police	\$ 141,000.00	\$ 107,383.00	\$ 248,383.00	\$ 251,301.97	\$ (2,918.97)

CITY OF SIKESTON
SIKESTON, MISSOURI
CAPITAL IMPROVEMENTS SALES TAX SPECIAL REVENUE FUND
STATEMENT OF EXPENDITURES, COMPARED TO BUDGET (GAAP BASIS)
Year Ended June 30, 2013

Schedule B-23
Continued

	Original Budget	Revisions	Revised Budget	Actual	Variance- Favorable (Unfavorable)
<u>EXPENDITURES - Continued</u>					
<u>PUBLIC SAFETY - Continued</u>					
<u>Fire - Capital Outlays</u>					
Truck - Pumpers and Ladders Fleet	\$ 75,000.00	\$ -	\$ 75,000.00	\$ 75,000.00	\$ -
Fire Hose	5,000.00	-	5,000.00	4,904.50	95.50
Turn-Out Gear	22,000.00	-	22,000.00	22,264.16	(264.16)
Total Fire	\$ 102,000.00	\$ -	\$ 102,000.00	\$ 102,168.66	\$ (168.66)
<u>Emergency Management - Capital Outlays</u>					
Warning Sirens	\$ 55,000.00	\$ -	\$ 55,000.00	\$ 49,748.00	\$ 5,252.00
Total Public Safety	\$ 321,000.00	\$ 107,383.00	\$ 428,383.00	\$ 424,833.20	\$ 3,549.80
<u>PUBLIC WORKS</u>					
<u>Garage</u>					
Computers	\$ -	\$ -	\$ -	\$ 248.98	\$ (248.98)
Streets	-	165,000.00	165,000.00	162,251.00	2,749.00
Total Garage	\$ -	\$ 165,000.00	\$ 165,000.00	\$ 162,499.98	\$ 2,500.02
<u>Planning - Capital Outlays</u>					
Computers and Equipment	\$ 1,500.00	\$ -	\$ 1,500.00	\$ 1,304.55	\$ 195.45
<u>Parks and Recreation - Capital Outlays</u>					
Fencing and Lighting	\$ 80,000.00	-	80,000.00	74,710.12	5,289.88
<u>Airport - Capital Outlays</u>					
Airport TA	\$ -	\$ -	\$ -	\$ 179,067.47	\$ (179,067.47)
Airport Grant	-	795,000.00	795,000.00	-	795,000.00
Total Airport	\$ -	\$ 795,000.00	\$ 795,000.00	\$ 179,067.47	\$ 615,932.53
Total Public Works	\$ 81,500.00	\$ 960,000.00	\$ 1,041,500.00	\$ 417,582.12	\$ 623,917.88
Total Expenditures	\$ 504,200.00	\$ 1,067,383.00	\$ 1,571,583.00	\$ 873,401.11	\$ 698,181.89

CITY OF SIKESTON
SIKESTON, MISSOURI
MAIN/MALONE T.I.F. DISTRICT SPECIAL REVENUE FUND
BALANCE SHEET
June 30, 2013

Schedule B-24

ASSETS

Cash in Bank	\$	28,027.48	
Funds Held by Trustee - UMB Bank		35,000.97	
TDD Taxes Receivable		1,630.16	
Due From Other Funds		20,984.01	
Due From Other Governmental Units		<u>6,393.00</u>	
Total Assets			\$ <u><u>92,035.62</u></u>

LIABILITIES AND FUND EQUITY

Liabilities

Due to Other Funds	\$	15,618.00
--------------------	----	-----------

Fund Balance

Restricted for Main/Malone T.I.F.		<u>76,417.62</u>
-----------------------------------	--	------------------

Total Liabilities and Fund Balance	\$	<u><u>92,035.62</u></u>
------------------------------------	----	-------------------------

CITY OF SIKESTON
SIKESTON, MISSOURI
MAIN/ MALONE T.I.F. DISTRICT SPECIAL REVENUE FUND
STATEMENT OF REVENUES, EXPENDITURES, AND CHANGES IN FUND
BALANCE - BUDGET (GAAP BASIS) AND ACTUAL
Year Ended June 30, 2013

Schedule B-25

	Original Budget	Revisions	Revised Budget	Actual	Variance- Favorable (Unfavorable)
REVENUES					
<u>Taxes</u>					
Payment in Lieu of Taxes	\$ 65,406.00	\$ -	\$ 65,406.00	\$ 33,892.70	\$ (31,513.30)
Economic Activity Taxes	87,289.00	-	87,289.00	90,293.00	3,004.00
TDD Revenue	16,236.00	-	16,236.00	17,440.65	1,204.65
Total Taxes	\$ 168,931.00	\$ -	\$ 168,931.00	\$ 141,626.35	\$ (27,304.65)
<u>Miscellaneous</u>					
Interest Income	\$ 40.00	\$ -	\$ 40.00	\$ 157.81	\$ 117.81
Total Revenues	\$ 168,971.00	\$ -	\$ 168,971.00	\$ 141,784.16	\$ (27,186.84)
EXPENDITURES					
<u>Contractual Services</u>					
T.I.F. Bond Interest Payments	\$ 62,756.00	\$ -	\$ 62,756.00	\$ 50,088.44	\$ 12,667.56
T.I.F. Bond Principal Payments	99,825.00	-	99,825.00	65,435.55	34,389.45
Trustee Fees	3,135.00	-	3,135.00	8,706.83	(5,571.83)
Total Expenditures	\$ 165,716.00	\$ -	\$ 165,716.00	\$ 124,230.82	\$ 41,485.18
Excess (Deficiency) of Revenues Over Expenditures	\$ 3,255.00	\$ -	\$ 3,255.00	\$ 17,553.34	\$ 14,298.34
FUND BALANCE AT BEGINNING OF YEAR	<u>58,864.28</u>	<u>-</u>	<u>58,864.28</u>	<u>58,864.28</u>	<u>-</u>
FUND BALANCE AT END OF YEAR	<u>\$ 62,119.28</u>	<u>\$ -</u>	<u>\$ 62,119.28</u>	<u>\$ 76,417.62</u>	<u>\$ 14,298.34</u>

CITY OF SIKESTON
SIKESTON, MISSOURI
COMMUNITY DEVELOPMENT BLOCK GRANTS SPECIAL REVENUE FUND
BALANCE SHEET
June 30, 2013

Schedule B-26

ASSETS

Cash in Bank	\$	1.01	
Grants Receivable		<u>14,916.74</u>	
Total Assets			\$ <u><u>14,917.75</u></u>

LIABILITIES AND FUND BALANCE

Liabilities

Accounts Payable	\$	14,916.74	
Due To Other Funds		<u>1.00</u>	
Total Liabilities			\$ 14,917.74

Fund Balance

Restricted for Community Development			<u>0.01</u>
Total Liabilities and Fund Balance			\$ <u><u>14,917.75</u></u>

CITY OF SIKESTON
SIKESTON, MISSOURI
COMMUNITY DEVELOPMENT BLOCK GRANTS SPECIAL REVENUE FUND
STATEMENT OF REVENUES, EXPENDITURES, AND CHANGES IN FUND
BALANCE - BUDGET (GAAP BASIS) AND ACTUAL
Year Ended June 30, 2013

Schedule B-27

	Original <u>Budget</u>	<u>Revisions</u>	Revised <u>Budget</u>	<u>Actual</u>	Variance- Favorable (Unfavorable)
REVENUES					
<u>Intergovernmental - Federal Grants</u>					
NSP-LCRA	\$ 382,473.55	\$ -	\$ 382,473.55	\$ 270,481.69	\$ 111,991.86
Historic Midtown Development Group	2,598.28	-	2,598.28	2,598.28	-
					-
Total Revenues	\$ 385,071.83	\$ -	\$ 385,071.83	\$ 273,079.97	\$ 111,991.86
EXPENDITURES					
<u>General Government - NSP LCRA</u>					
Acquisition	\$ 25,303.74	\$ (25,303.74)	\$ -	\$ -	\$ -
Rehabilitation	164,101.92	(80,573.57)	83,528.35	83,528.35	-
Demolition	81,500.00	64,577.31	146,077.31	74,283.61	71,793.70
Land Bank-Disposition	66,723.22	(30,200.00)	36,523.22	9,212.76	27,310.46
Redevelopment	29,244.20	71,500.00	100,744.20	90,633.37	10,110.83
Administration	15,600.48	-	15,600.48	12,823.60	2,776.88
Total General Government-NSP LCRA	\$ 382,473.56	\$ (0.00)	\$ 382,473.56	\$ 270,481.69	\$ 111,991.87
<u>General Government-HMDG</u>					
Planning	\$ 2,598.28	\$ -	\$ 2,598.28	\$ 2,598.28	\$ -
Total Expenditures	\$ 385,071.84	\$ (0.00)	\$ 385,071.84	\$ 273,079.97	\$ 111,991.87
Excess (Deficiency) of Revenues Over Expenditures	\$ (0.01)	\$ 0.00	\$ (0.01)	\$ -	\$ (0.01)
FUND BALANCE AT BEGINNING OF YEAR	0.01	-	0.01	0.01	-
FUND BALANCE AT END OF YEAR	\$ (0.00)	\$ 0.00	\$ (0.00)	\$ 0.01	\$ (0.01)

CITY OF SIKESTON
SIKESTON, MISSOURI
SIKESTON ECONOMIC DEVELOPMENT CORPORATION
BALANCE SHEET
June 30, 2013

Schedule B-28

ASSETS

Cash in Bank- Construction	\$	14,740.77	
Cash in Bank- Operations & Maintenance		11,890.00	
Cash in Bank- Depreciation		40,401.00	
Cash in Bank- Debt Service		<u>49,834.00</u>	
Total Assets			\$ <u>116,865.77</u>

LIABILITIES AND FUND EQUITY

<u>Fund Balance</u>			
Unassigned	\$	<u>116,865.77</u>	
Total Liabilities and Fund Balance			\$ <u>116,865.77</u>

CITY OF SKESTON
SKESTON, MISSOURI
SKESTON ECONOMIC DEVELOPMENT CORPORATION
STATEMENT OF REVENUES, EXPENDITURES, AND CHANGES IN FUND
BALANCE - BUDGET (GAAP BASIS) AND ACTUAL
Year Ended June 30, 2013

Schedule B-29

	Original Budget	Revisions	Revised Budget	Actual	Variance- Favorable (Unfavorable)
REVENUES					
<u>Rents and Leases</u>					
Rents and Leases	\$ -	\$ -	\$ -	\$ 313,017.00	\$ 313,017.00
<u>Miscellaneous</u>					
Interest Income	\$ -	\$ -	\$ -	\$ 37.57	\$ 37.57
Total Revenues	\$ -	\$ -	\$ -	\$ 313,054.57	\$ 313,054.57
EXPENDITURES					
<u>PUBLIC SAFETY - Administration/Detention</u>					
<u>Professional Services</u>					
Professional Fees	\$ -	\$ -	\$ -	\$ 500.00	\$ (500.00)
<u>Contractual Services</u>					
Insurance	\$ -	\$ -	\$ -	\$ 9,698.00	\$ (9,698.00)
<u>Maintenance and Operations</u>					
SEDC Loan Payments	\$ -	\$ -	\$ -	\$ 242,130.00	\$ (242,130.00)
<u>Capital Outlays</u>					
Construction-Penzel	\$ -	\$ -	\$ -	\$ 815,540.18	\$ (815,540.18)
Furniture	-	-	-	146,617.24	(146,617.24)
Total Capital Outlays	\$ -	\$ -	\$ -	\$ 962,157.42	\$ (962,157.42)
Total Expenditures	\$ -	\$ -	\$ -	\$ 1,214,485.42	\$ (1,214,485.42)
Excess (Deficiency) of Revenues Over Expenditures	\$ -	\$ -	\$ -	\$ (901,430.85)	\$ (901,430.85)
OTHER FINANCING SOURCES (USES)					
<u>Other Financing Sources</u>					
Loan Proceeds - USDA Rural Development	\$ -	\$ -	\$ -	\$ 1,498,185.00	\$ 1,498,185.00
Total Other Financing Sources	\$ -	\$ -	\$ -	\$ 1,498,185.00	\$ 1,498,185.00
Excess (Deficiency) of Revenues Over Expenditures and Other Uses	\$ -	\$ -	\$ -	\$ 596,754.15	\$ 596,754.15
FUND BALANCE AT BEGINNING OF YEAR	(479,888.38)	-	(479,888.38)	(479,888.38)	-
FUND BALANCE AT END OF YEAR	<u>(479,888.38)</u>	<u>-</u>	<u>(479,888.38)</u>	<u>116,865.77</u>	<u>596,754.15</u>

BUCHER, ESSNER AND MILES, L.L.C.

CERTIFIED PUBLIC ACCOUNTANTS
205 West Malone Ave Suite H – P.O. Box 745
Sikeston, Missouri 63801

JAMES H. BUCHER, C.P.A. (1920-1999)
JAMES G. BUCHER, C.P.A.
ROBERT P. ESSNER, C.P.A.
JEFFREY J. MILES, C.P.A.

Telephone (573) 471-5101
Fax (573) 471-5114
December 11, 2013

Members of
American Institute and
Missouri Society of C.P.A.'s

INDEPENDENT AUDITOR'S REPORT ON INTERNAL CONTROL OVER FINANCIAL REPORTING AND ON COMPLIANCE AND OTHER MATTERS BASED ON AN AUDIT OF FINANCIAL STATEMENTS PERFORMED IN ACCORDANCE WITH *GOVERNMENT AUDITING STANDARDS*

Honorable Mayor, Members of the
City Council, and City Manager
City of Sikeston
Sikeston, Missouri

We have audited, in accordance with auditing standards generally accepted in the United States of America and the standards applicable to financial audits contained in *Government Auditing Standards* issued by the Comptroller General of the United States, the financial statements of the governmental activities, the blended component unit, each major fund, and the aggregate remaining fund information of the City of Sikeston, Missouri, as of and for the year ended June 30, 2013, and the related notes to the financial statements, which collectively comprise City of Sikeston, Missouri's basic financial statements, and have issued our report thereon dated December 11, 2013.

Internal Control Over Financial Reporting

In planning and performing our audit, we considered the City of Sikeston, Missouri's internal control over financial reporting (internal control) to determine the audit procedures that are appropriate in the circumstances for the purpose of expressing our opinions on the financial statements, but not for the purpose of expressing an opinion on the effectiveness of the City of Sikeston, Missouri's internal control. Accordingly, we do not express an opinion on the effectiveness of the City of Sikeston, Missouri's internal control.

A deficiency in internal control exists when the design or operation of a control does not allow management or employees, in the normal course of performing their assigned functions, to prevent, or detect and correct, misstatements on a timely basis. *A material weakness* is a deficiency, or combination of deficiencies, in internal control, such that there is a reasonable possibility that a material misstatement of the entity's financial statements will not be prevented, or detected and corrected on a timely basis. *A significant deficiency* is a deficiency, or a combination of deficiencies, in internal control that is less severe than a material weakness, yet important enough to merit attention by those charged with governance.

Our consideration of internal control was for the limited purpose described in the first paragraph of this section and was not designed to identify all deficiencies in internal control that might be material weaknesses or, significant deficiencies. Given these limitations, during our audit we did not identify any deficiencies in internal control that we consider to be material weaknesses. However, material weaknesses may exist that have not been identified.

Compliance and Other Matters

As part of obtaining reasonable assurance about whether the City of Sikeston, Missouri's financial statements are free from material misstatement, we performed tests of its compliance with certain provisions of laws, regulations, contracts, and grant agreements, noncompliance with which could have a direct and material effect on the determination of financial statement amounts. However, providing an opinion on compliance with those

provisions was not an objective of our audit, and accordingly, we do not express such an opinion. The results of our tests disclosed no instances of noncompliance or other matters that are required to be reported under *Government Auditing Standards*.

Purpose of this Report

The purpose of this report is solely to describe the scope of our testing of internal control and compliance and the results of that testing, and not to provide an opinion on the effectiveness of the entity's internal control or on compliance. This report is an integral part of an audit performed in accordance with *Government Auditing Standards* in considering the entity's internal control and compliance. Accordingly, this communication is not suitable for any other purpose.

Respectfully submitted,

A handwritten signature in black ink that reads "Bucher, Essner & Miles, LLC". The signature is written in a cursive, flowing style.

Certified Public Accountants

BUCHER, ESSNER AND MILES, L.L.C.

CERTIFIED PUBLIC ACCOUNTANTS
205 West Malone Ave Suite H – P.O. Box 745
Sikeston, Missouri 63801

JAMES H. BUCHER, C.P.A. (1920-1999)
JAMES G. BUCHER, C.P.A.
ROBERT P. ESSNER, C.P.A.
JEFFREY J. MILES, C.P.A.

Telephone (573) 471-5101
Fax (573) 471-5114

Members of
American Institute and
Missouri Society of C.P.A.'s

December 11, 2013

INDEPENDENT AUDITOR'S REPORT ON COMPLIANCE FOR EACH MAJOR PROGRAM AND ON INTERNAL CONTROL OVER COMPLIANCE REQUIRED BY OMB CIRCULAR A-133

Honorable Mayor, Members of the
City Council, and City Manager
City of Sikeston
Sikeston, Missouri

Report on Compliance for Each Major Federal Program

We have audited City of Sikeston, Missouri's compliance with the types of compliance requirements described in the *OMB Circular A-133 Compliance Supplement* that could have a direct and material effect on each of City of Sikeston, Missouri's major federal programs for the year ended June 30, 2013. City of Sikeston, Missouri's major federal programs are identified in the summary of auditor's results section of the accompanying schedule of findings and questioned costs.

Management's Responsibility

Management is responsible for compliance with the requirements of laws, regulations, contracts, and grants applicable to its federal programs.

Auditor's Responsibility

Our responsibility is to express an opinion on compliance for each of City of Sikeston, Missouri's major federal programs based on our audit of the types of compliance requirements referred to above. We conducted our audit of compliance in accordance with auditing standards generally accepted in the United States of America; the standards applicable to financial audits contained in *Government Auditing Standards*, issued by the Comptroller General of the United States; and OMB Circular A-133, *Audits of States, Local Governments, and Non-Profit Organizations*. Those standards and OMB Circular A-133 require that we plan and perform the audit to obtain reasonable assurance about whether noncompliance with the types of compliance requirements referred to above that could have a direct and material effect on a major federal program occurred. An audit includes examining, on a test basis, evidence about City of Sikeston, Missouri's compliance with those requirements and performing such other procedures as we considered necessary in the circumstances.

We believe that our audit provides a reasonable basis for our opinion on compliance for each major federal program. However, our audit does not provide a legal determination of City of Sikeston, Missouri's compliance.

Opinion on Each Major Federal Program

In our opinion, City of Sikeston, Missouri, complied, in all material respects, with the types of compliance requirements referred to above that could have a direct and material effect on each of its major federal programs for the year ended June 30, 2013.

Report on Internal Control Over Compliance

Management of City of Sikeston, Missouri, is responsible for establishing and maintaining effective internal control over compliance with the types of compliance requirements referred to above. In planning and performing our audit of compliance, we considered City of Sikeston, Missouri's internal control over compliance with the types of requirements that could have a direct and material effect on each major federal program to determine the auditing procedures that are appropriate in the circumstances for the purpose of expressing an opinion on compliance for each major federal program and to test and report on internal control over compliance in accordance with OMB Circular A-133, but not for the purpose of expressing an opinion on the effectiveness of internal control over compliance. Accordingly, we do not express an opinion on the effectiveness of City of Sikeston, Missouri's internal control over compliance.

A deficiency in internal control over compliance exists when the design or operation of a control over compliance does not allow management or employees, in the normal course of performing their assigned functions, to prevent, or detect and correct, noncompliance with a type of compliance requirement of a federal program on a timely basis. *A material weakness in internal control over compliance* is a deficiency, or combination of deficiencies, in internal control over compliance, such that there is a reasonable possibility that material noncompliance with a type of compliance requirement of a federal program will not be prevented, or detected and corrected, on a timely basis. *A significant deficiency in internal control over compliance* is a deficiency, or a combination of deficiencies, in internal control over compliance with a type of compliance requirement of a federal program that is less severe than a material weakness in internal control over compliance, yet important enough to merit attention by those charged with governance.

Our consideration of internal control over compliance was for the limited purpose described in the first paragraph of this section and was not designed to identify all deficiencies in internal control over compliance that might be material weaknesses or significant deficiencies. We did not identify any deficiencies in internal control over compliance that we consider to be material weaknesses. However, material weaknesses may exist that have not been identified.

The purpose of this report on internal control over compliance is solely to describe the scope of our testing of internal control over compliance and the results of that testing based on the requirements of OMB Circular A-133. Accordingly, this report is not suitable for any other purpose.

Respectfully submitted,

Becher, Essner & Miles, LLC

Certified Public Accountants

**CITY OF SIKESTON
SIKESTON, MISSOURI
SCHEDULE OF EXPENDITURES OF FEDERAL AWARDS
Year Ended June 30, 2013**

<u>Federal Grantor/ Pass Through Grantor/ Program Title</u>	<u>Federal CFDA Number</u>	<u>Pass-Through Grantor's Number</u>	<u>Disbursements/ Expenditures</u>
<u>DEPARTMENT OF AGRICULTURE</u>			
Direct Program:			
Community Facilities Loans and Grants	10.780	ARRA 30-001-431723659-01	\$ 1,348,185.00
Community Facilities Loans and Grants	10.780	30-001-431723659-02	150,000.00
Total Department of Agriculture			\$ 1,498,185.00
<u>DEPARTMENT OF HOUSING AND URBAN DEVELOPMENT</u>			
Passed Through Missouri Department of Economic Development			
NSP Grant	14.228	2008-DN-13	\$ 270,481.69
Historic Midtown Development Group	14.228	2009-PF-33	2,598.28
Total Department of Housing and Urban Development			\$ 273,079.97
<u>DEPARTMENT OF JUSTICE</u>			
Direct Programs:			
Bulletproof Vest Partnership	16.607		\$ 5,983.60
FY 2012 Justice Assistance Grant	16.738	2012-DJ-BX-0593	21,869.00
FY 2013 Justice Assistance Grant	16.738	2013-DJ-BX-0307	0.00
Equitable Sharing of Seized and Forfeited Property	16.922		53,094.20
Total Department of Justice			\$ 80,946.80
<u>DEPARTMENT OF TRANSPORTATION</u>			
Passed Through Missouri Department of Transportation			
State Block Grant Project - Airport	20.106	10-077B-1	\$ 170,114.00
<u>NATIONAL ENDOWMENT FOR THE HUMANITIES</u>			
Passed Through Missouri State Library			
Grants to States - Show-Me Steps	45.310	2013-LCE2-SHMC2CN2-7010	\$ 548.63
eReader Exploration	45.310	2013-LBE2-EEXC2NC2-7004	1,376.00
Summer Reading Program Collection Development Grant	45.310	2013-LCP2-TCDC2CN2-7111	2,416.28
eReader Exploration	45.310	2013-LBE1-EEEXC1CN1-6754	1,871.00
Summer Library Program	45.310	2012-LCP1-GSLC1CN1-6580	943.12
Summer Library Program	45.310	2013-LCP2-GSLC2CN2-6923	6,091.48
Total National Endowment of the Humanities			\$ 13,246.51
<u>DEPARTMENT OF HOMELAND SECURITY</u>			
Passed Through Missouri State Emergency Management Agency			
FY10 Communications Vehicle Upgrades/Updates	97.067	2010-SS-T0-0039	\$ 80,333.32
Total Federal Assistance			\$ 2,115,905.60

NOTE-SIGNIFICANT ACCOUNTING POLICIES

The accompanying schedule of expenditures of federal awards includes the federal grant activity of the City of Sikeston and is presented on the accrual basis of accounting. The information in this schedule is presented in accordance with the requirements of OMB Circular A-133, Audits of States, Local Governments, and Non-Profit Organizations. Therefore, some amounts presented in this schedule may differ from amounts presented in, or used in the preparation of, the basic financial statements.

**CITY OF SIKESTON
SIKESTON, MISSOURI
SCHEDULE OF FINDINGS AND QUESTIONED COSTS
Year Ended June 30, 2013**

A. SUMMARY OF AUDITOR'S RESULTS

1. The auditor's report expresses an unqualified opinion on the financial statements of the City of Sikeston.
2. No significant deficiencies relating to the audit of the financial statements are reported in the Independent Auditor's Report on Internal Control Over Financial Reporting and on Compliance and Other Matters Based on an Audit of Financial Statements Performed in Accordance With *Government Auditing Standards*.
3. No instances of noncompliance material to the financial statements of the City of Sikeston were disclosed during the audit.
4. No significant deficiencies in internal control over major federal award programs were disclosed during the audit. There were no material weaknesses.
5. The auditor's report on compliance for the major federal award programs for the City of Sikeston expresses an unqualified opinion on all major federal programs.
6. There are no audit findings that are required to be reported in accordance with Section 510(a) of OMB Circular A-133.
7. The programs tested as major programs include:
Community Facilities Loans and Grants – CFDA No. 10.780.
8. The threshold for distinguishing Types A and B programs was \$ 300,000.00.
9. The City of Sikeston was determined to be a low-risk auditee.

B. FINDINGS - FINANCIAL STATEMENTS AUDIT

None

C. FINDINGS AND QUESTIONED COSTS - MAJOR FEDERAL AWARD PROGRAMS AUDIT

None